

NEW ENGLAND PATRIOTS **MEDIA GUIDE** 2011



MHK

THE NEW ENGLAND PATRIOTS DEDICATE THE 2011 SEASON
TO THE LOVING MEMORY OF MYRA H. KRAFT



THE NEW ENGLAND PATRIOTS
DEDICATE THE 2011 SEASON
TO THE LOVING MEMORY OF

Myra Kraft
(1942-2011)



NEW ENGLAND PATRIOTS 2011 MEDIA GUIDE

Gillette Stadium • One Patriot Place • Foxborough, Massachusetts



Super Bowl Championships (3): 2001, 2003, 2004

Conference Championships (6): 1985, 1996, 2001, 2003, 2004, 2007



Division Championships (14): 1963, 1978, 1986, 1996, 1997, 2001, 2003, 2004, 2005, 2006, 2007, 2009, 2010, 2011

Playoff Seasons (19): 1963, 1976, 1978, 1982, 1985, 1986, 1994, 1996, 1997, 1998, 2001, 2003, 2004, 2005, 2006, 2007, 2009, 2010, 2011

2011 Season In Review	201
2010 Statistics	201
Game-by-Game Statistics	212
Honors and Awards	212
Participation Chart	213
2010-2011 Transactions	214

All-Time Results	269
Preseason	270
Regular Season	286
Postseason	369
Overtime Games	277
Prime-Time Games	272
Series	273
Attendance Figures	279

Biographies	
Executive Bios	5
Football Staff	13
Players	47
Practice Squad	195
Gillette Stadium	3

Franchise History	217
Anniversary Teams	226
Coaches All-Time Records	34
Coaches All-Time Roster	35
All-Time Draft	256
Hall of Fame	218

Historical Timeline	229
Pro Bowl Selections	228
Roster (All-Time)	242
Trades (2000-10)	266

Playoff History	369
Records	370
Results	370
Championship Game Summaries	376

Records	333
All-Time Leaders	334
Year-by-Year Leaders	343
Consecutive Records	351
Individual Records	352
Longest Plays	341
Playoff Records	371
Team Records	360

Reference	
Patriots Charitable Foundation	390
Patriots Cheerleaders	388
Patriots Football Network	388
Pool Reporters	387
Preseason Television Network	387
Radio Broadcast Network	386
Staff Directory	389

★ ★ ★ 2011 MEDIA GUIDE ★ ★ ★

This media guide includes a compilation of information that has been gathered and preserved by each of the team's previous media relations departments. Many thanks to everyone who has helped prepare and preserve this information.

The 2011 Patriots Media Guide was written and edited by the Patriots Media Relations Staff.

Editors: Aaron Salkin, Michael Jurovsky, Christy Berkery

Editorial Assistance: Jeff Cournoyer, Steven Horn, Stacey James

Design:
Michelle Muise

Layout:
Christy Berkery

Photography: Tom Croke, David Silverman

Advertising Sales: Murray Kohl

★ ★ ★ MEDIA RELATIONS CONTACTS ★ ★ ★



Stacey James
Vice President
of Media Relations



Aaron Salkin
Assistant Director
of Media Relations



Jeff Cournoyer
Director of Corporate
Communications



Christy Berkery
Media Relations
Coordinator



Michael Jurovaty
Media Relations
Coordinator

The 2011 New England Patriots Media Guide has been prepared to assist all members of the media in their coverage of the Patriots during the 2011 season. Should you require additional information, further assistance or wish to arrange an interview, please contact a member of the Patriots media relations staff.

★ ★ ★ CONTACT INFORMATION ★ ★ ★

Media Relations Main Number: 508-384-4203

Gillette Stadium • One Patriot Place • Foxborough, MA 02035 • Fax: 508-543-9053

	Office Phone	Cell Phone	E-mail Address
Stacey James	508-384-9105	508-326-6868	staceyj@patriots.com
Aaron Salkin	508-384-9111	508-326-6870	aarons@patriots.com
Jeff Cournoyer	508-549-0492	774-406-6487	jeffco@patriots.com
Christy Berkery	508-549-0518	508-958-8206	christyb@patriots.com
Michael Jurovaty	508-384-9195	508-326-6187	mjurovaty@patriots.com

★ ★ ★ MEDIA WEBSITE ★ ★ ★

<http://media.patriots.com>

The Patriots maintain a media-only Web site to further assist local and national media in covering the team. The site serves as the team's primary media credentialing system. In addition, the site contains all of the Patriots' up-to-date press releases, statistics, transcripts and other reference material. All of the Patriots' media materials since the start of the 2002 season are available in the site's archives. Visit <http://media.patriots.com> to register for access.

★ ★ ★ 2011 PATRIOTS SCHEDULE ★ ★ ★

PRESEASON (2-2)

Date	Opponent	Time	Affiliate	Network	W/L	Score
Thursday, Aug. 11	Jacksonville	7:30 p.m. ET	WBZ-TV	Patriots Preseason TV	W	47-12
Thursday, Aug. 18	at Tampa Bay	7:30 p.m. ET	WBZ-TV	Patriots Preseason TV	W	31-14
Saturday, Aug. 27	at Detroit	8:00 p.m. ET	WBZ-TV	CBS (National)	L	34-10
Thursday, Sept. 1	N.Y. Giants	7:30 p.m. ET	WBZ-TV	Patriots Preseason TV	L	18-17

2011 PATRIOTS REGULAR SEASON (13-3)

Date	Opponent	Time	Affiliate	Network	W/L	Score
Monday, Sept. 12	at Miami	7:00 p.m. ET	WCVB	ESPN	W	38-24
Sunday, Sept. 18	San Diego	4:15 p.m. ET	WBZ	CBS	W	35-21
Sunday, Sept. 25	at Buffalo	1:00 p.m. ET	WBZ	CBS	L	34-31
Sunday, Oct. 2	at Oakland	4:15 p.m. ET	WBZ	CBS	W	31-19
Sunday, Oct. 9	New York Jets	4:15 p.m. ET	WBZ	CBS	W	30-21
Sunday, Oct. 16	Dallas	4:15 p.m. ET	WFXT	FOX	W	20-16
Sunday, Oct. 23	BYE WEEK					
Sunday, Oct. 30	at Pittsburgh	4:15 p.m. ET	WBZ	CBS	L	25-17
Sunday, Nov. 6	New York Giants	4:15 p.m. ET	WFXT	FOX	L	24-20
Sunday, Nov. 13	at New York Jets	8:20 p.m. ET	WHDH	NBC	W	37-16
Monday, Nov. 21	Kansas City	8:30 p.m. ET	WCVB	ESPN	W	34-3
Sunday, Nov. 27	at Philadelphia	4:15 p.m. ET	WBZ	CBS	W	38-20
Sunday, Dec. 4	Indianapolis	1:00 p.m. ET	WHDH	NBC	W	31-24
Sunday, Dec. 11	at Washington	1:00 p.m. ET	WBZ	CBS	W	34-27
Sunday, Dec. 18	at Denver	4:15 p.m. ET	WBZ	CBS	W	41-23
Saturday, Dec. 24	Miami	1:00 p.m. ET	WBZ	CBS	W	27-24
Sunday, Jan. 1	Buffalo	1:00 p.m. ET	WBZ	CBS	W	49-21

Bold indicates nationally televised games



Gillette Stadium, home to the New England Patriots and Major League Soccer's New England Revolution, is New England's premier sports and entertainment venue.

In 2010, Gillette Stadium installed two new Daktronics high-definition LED video scoreboards, providing additional clarity and the ability to display more instant replays and an array of graphics. The video board above the south end zone, at 41.5-foot high and 164-foot wide, is the largest HD video board in use in an outdoor NFL stadium. Also in 2010, Gillette Stadium's field was resurfaced with FieldTurf Duraspine PRO, the new standard in artificial surface and the latest turf innovation from FieldTurf, improving the quality and durability of the playing surface.

Since Gillette Stadium opened in 2002, every Patriots home game has been sold out. Gillette Stadium is also home to the New England Revolution, world-class concerts and other special events that keep the stadium busy year round. In December 2009, *Billboard* magazine ranked Gillette Stadium among the top 10 grossing concert venues in the world over the last decade.

Fan satisfaction is at the forefront of Gillette Stadium's design, with unobstructed views from the entire length of each of its wide concourses ensuring a great view of the field from practically anywhere inside the turnstiles. Additional gathering areas, such as the end-zone plazas, offer alternative viewing where fans can also gather to socialize before, during and after games. Once at their seats, guests relax in theater-style chairs, each one complete with a drink holder. For the ultimate in creature comforts, the Putnam Club offers more than 6,000 club members access to 120,000 square feet of space to enjoy not just on game days, but year-round. In addition to the Club areas, the stadium's 89 luxury suites in the EMC² suite level are among the largest in the NFL, ranging from 800 to 2,700 square feet. Each suite features luxurious furnishings as well as private bars and restrooms.

Gillette Stadium celebrates New England's heritage with a unique display of local flavor. A stylized lighthouse and bridge greet fans entering from Patriot Place Plaza and create the stadium's signature view. The coastal heritage of the region is represented in a seascape scene that complements the bridge and lighthouse and flanks the players' entrance to the field. Guests can experience a unique view of the action from atop the bridge, which connects the east and west concourses at the base of the lighthouse.

★ ★ GILLETTE STADIUM FUN FACTS ★ ★

The Height of Design

The stadium's signature lighthouse in the north end zone rises 10 stories above the playing field, but is dwarfed by the height of the stadium itself, which is 16 stories tall.

Worth the Weight

Approximately 6,300 pieces of blue steel form the structure of Gillette Stadium, weighing in at 16,000 tons.

Lap of Luxury

Each Putnam Club space at Gillette Stadium is each larger than a football field, with cathedral ceilings four stories high, fireplaces and a floor-to-ceiling glass wall providing an end zone to end zone view of the field.

The Suite Life

The stadium's 89 luxury suites each have granite-topped wet bars, marbled bathrooms and personal attendants.

Making Room

The construction of Gillette Stadium required the removal of 90,000 cubic yards of blasted bedrock, 310,000 cubic yards of total excavated material and the demolition of the old Foxboro stadium and racetrack.

Concrete Example

The foundation of Gillette Stadium consists of 17,500 cubic yards of concrete, enough to build a sidewalk from here to Boston... on both sides of the street.

A Light Snack

On a typical game day, Patriots fans eat more than one ton of Italian sausage and warm up with 186 gallons of clam chowder.

Team-Work

Up to 5,000 staff are necessary to operate Gillette Stadium for a Patriots game, at a ratio of one worker for every 13.7 fans.

★ ★ GILLETTE STADIUM QUICK HITS ★ ★

Construction started	2000
Stadium Opened	2002
Capacity	68,756
Club Seats	6,000
Luxury Suites	89
Suite Seats	2,000
Width of concourses	up to 70 feet
Concession Locations	500+
HD video boards	2 (41.5' x 164' and 45' x 100')
Stadium footprint	17.3 acres
Stadium area	1.9 million square feet
Television monitors	1,000+
Points of distributed sound	2,000
Distance to downtown Boston	33 miles
Distance to downtown Providence	21 miles





"One of the greatest things about sports is the bond players and fans share. You feel like you've lived through the same experiences and share the same memories. That was one of our motivations in building The Hall. We wanted to create a place where our fans and alumni could visit and relive those moments together. We wanted to preserve the legacy of this franchise and give our greatest players the most prominent display of any hall of fame in the world."

— Robert Kraft

The Hall at Patriot Place presented by Raytheon is the crown jewel of Patriot Place and the only sports and education experience of its kind. Through a dazzling array of interactive multimedia exhibits and artifacts never before viewable by the public, The Hall at Patriot Place presented by Raytheon showcases the tradition of the New England Patriots, explores the history of football in New England, and promotes math and science education for thousands of schoolchildren each year through its partnership with Raytheon.

The experience begins as visitors enter an elevator on the ground floor and hear a voice from Patriots history welcoming them to The Hall. The journey continues through 36,000 square feet and two stories until visitors reach one of The Hall's signature exhibits and its premier photo opportunity: the Patriots' three Lombardi trophies.

The Hall features interactive exhibits designed to educate and entertain. Visitors receive instruction from Patriots Head Coach Bill Belichick on how plays in the Patriots' playbook are designed. They also step inside a game-used replay booth and make the call on an instant replay review with instruction from former NFL Vice President of Officiating Mike Pereira. Fans of all ages test their vertical leap, reaction time and weight against NFL players.

The Hall's 19 high-definition touch screen kiosks allow visitors to interact with the exhibits in unique ways. Four and a half hours of exclusive video content is also displayed on 11 60-inch high-definition TV monitors, seven projection screens and the 48-foot-wide panoramic movie screen in the Raytheon Theater, where a 15-minute signature film plays every 20 minutes.

Each of the members of the Patriots Hall of Fame is immortalized on 30-foot high, six-foot wide video pylons utilizing the first Magink digital ink display in the United States. Fans can choose which Hall of Famer to highlight on one



of four touch screen kiosks, causing the pylons to come alive with video and images of each player while additional information is displayed on the screen below.

To complement the audiovisual experiences, there are thousands of football artifacts on display at The Hall, ranging from the priceless (a football from the 1876 Harvard-Yale game) to the quirky (the infamous snow plow that cleared the way for a Patriots win over the Dolphins in 1982) to the sublime (The Patriots' three Super Bowl rings).

In partnership with Raytheon Company, The Hall at Patriot Place presents an integrated math and science education program with lesson plans designed to combine elements of The Hall's exhibits in an

engaging educational platform for visiting school groups. Additionally, all visitors can experience the "In the Numbers" exhibit, presented by Raytheon, which uses football to teach math and science in a fun and interactive way.

In 2009, The Hall received a Gold MUSE Award from the American Association of Museums and The Hall's signature film, "Patriots Way," won a CINE Golden Eagle Award. The Hall was also named to *Boston Globe Magazine's* Best of the New and was a *Yankee* magazine Editor's Choice recommendation. For more information, please visit www.thehallatpatriotplace.com.



EXECUTIVES





Robert Kraft announced his intention to bring New England a championship the day he bought the Patriots in 1994. In the 17 years since, he has made good on that pledge several times over, as the Patriots have won an unrivaled three Super Bowls, five conference championships and 11 division championships during that time. Since 1994, the Patriots have qualified for the playoffs 13 times, advancing to the Super Bowl on five occasions. No other NFL franchise has earned more than four Super Bowl berths in the past 17 years. With a 210-104 (.669) overall record, the Patriots have won more games and more often than any other team since Kraft purchased the franchise. With a regular season winning percentage of .670 (193-95), Kraft holds one of the highest winning percentages among owners in NFL history. From 2001 through 2010, the Patriots won 135 games overall, tying the most by any franchise during any 10-year era in NFL history.

Under Kraft, the Patriots have experienced one of the most dramatic turnarounds in the history of sports. In the four seasons immediately preceding Kraft's acquisition (1990-93), the Patriots compiled an NFL-worst 14-50 (.219) overall record, which included a 1-15 finish in 1990 and a 2-14 record in 1992. The Patriots were not only last in the standings, they were also last in attendance and overall revenue.

But it didn't take long for Kraft's vision to come into focus. His personal investment in the team restored the faith of Patriots fans and rejuvenated interest throughout New England. The year he bought the team, season ticket sales soared to new heights, eclipsing 40,000 for the first time in franchise history. By the start of his first season, every game was sold out, a feat that had never been accomplished in the franchise's previous 34 seasons. The achievement ensured that local broadcast blackouts would be lifted and every Patriots game, home and away, would be televised throughout New England for the first time in

"My objective in buying the Patriots is to help bring a championship to New England."

—ROBERT KRAFT, JAN. 21, 1994

team history. Every game has been sold out since that 1994 season opener.

In his first year of ownership, the Patriots won their final seven regular season games to qualify for the postseason, ending an eight-year playoff drought. By his fifth anniversary as owner, under the direction of two different head coaches, the Patriots had already established themselves as perennial playoff contenders, qualifying for the postseason four times, including twice as division champions. In 1996, the

The Boston Globe

TUESDAY, JULY 26, 2011

Kraft, his heart heavy, lifts NFL

Patriots owner helped bring accord during his wife's final days

By Craig A. Rodwin

The Patriots' football league is back in action. And Patriots owner Robert Kraft is getting ready to cheer.

He only did Kraft buy one of the most successful and profitable teams in the NFL, but he did so with a heavy heart. His wife, Maria, was diagnosed with cancer in 2009.

The Kraft family began its NFL journey in 1994, when Kraft purchased the team. He was not alone in his journey. He was joined by his wife, Maria, who was diagnosed with cancer in 2009.

Robert Kraft's wife, Maria, was diagnosed with cancer in 2009. She was diagnosed with cancer in 2009.

Robert Kraft's wife, Maria, was diagnosed with cancer in 2009. She was diagnosed with cancer in 2009.

KRAFT, Page A11

Looking ahead
The Kraft family's future is bright. The family is looking ahead.



"Without him, this deal does not get done. He is a man who helped us save football and we're so [grateful] for that. We're [grateful] for his family and for the opportunity he presented to get this deal done."

—INDIANAPOLIS COLTS C JEFF SATURDAY ON PATRIOTS OWNER ROBERT KRAFT'S ROLE IN THE NEGOTIATIONS OF THE NEW 10-YEAR NFL CBA

Patriots claimed their first division title in 10 years. After defeating Pittsburgh in the playoffs that year, the Patriots hosted their first conference championship game in franchise history and advanced to Super Bowl XXXI.

The transformation of the Patriots under Kraft's leadership constitutes one of the greatest long-term, worst-to-first revivals in sports history. In 2005, *Forbes* magazine valued the Patriots franchise at one billion dollars. The Patriots were just the fourth sports franchise in history to eclipse that financial plateau. After winning back-to-back Super Bowls and three titles in four years, *Forbes* also named the Patriots "The Best Team in Sports."

In 2007, the New England Patriots won a franchise-record fifth consecutive division title. They also became the first NFL team to win 16 games during the regular season and the only team to ever win 18 consecutive games in one season. The undefeated regular season boosted the team's overall record from 2003 to 2007 to 77-17 for a remarkable .819 winning percentage. The 77 wins in five years is the most by any team over any five-year span in NFL history. From Sept. 14, 2003 to Oct. 26, 2008, the Patriots won 82 games with only 18 losses. It marks the most successful 100-game stretch since the league was founded in 1920.

The Patriots also set three significant NFL records for consecutive wins. In 2003 and 2004, the Patriots won 21 consecutive games, which included three playoff games. Two years later, the Patriots started another streak and over the next three seasons won 21 consecutive regular season games. In addition, the Patriots also established an NFL record by winning 10 consecutive playoff games (2001-05). During that time, the Patriots also won 21 consecutive games at Gillette Stadium, the longest home win streak in franchise history.



The success the Patriots sustained during the 2000s is without rival. The Patriots' 126 total victories (including playoffs) was the most by any team in one decade in the 90-year history of the NFL. The recent decade of dominance featured more Super Bowl titles (3), conference titles (4), division titles (7), playoff wins (14), victories in a single season (18) and victories in a regular season (16) than any other team. In addition, no other NFL team hosted more playoff games (9) or played in more playoff games (18) than the New England Patriots. The sustained success earned the franchise "Team of the Decade" acclaim from many publications.

Kraft began his business career with the Rand-Whitney Group, Inc. of Worcester, Mass., a company that converted paper into packaging for various industries. He later acquired the company. In 1972, he founded International Forest Products (IFP), a trader of paper commodities that now does business annually in more than 80 countries. Together, Rand-Whitney and International Forest Products comprise one of the largest privately-owned and fully integrated paper

	★★ A CHAMPIONSHIP ERA ★★		
	Pre-Kraft 1960-93	1989-93	Kraft Era 1994-10
Overall Record	225-276-9	19-61	210-104
Winning Pct.450	.311	.669
Super Bowl Titles	0	0	3
Conference Titles	1	0	5
Division Titles	3	0	11
Playoff Seasons	6	0	13
Playoff Record	4-6	0-0	17-9
Home Playoff Games.....	1	0	13
Home Playoff Record	0-1	0-0	11-2

Prior to 1994, the Patriots qualified for the playoffs just six times during their first 34 seasons (1960-93). In the 17 seasons since Robert Kraft has taken ownership, the Patriots have qualified for the playoffs 12 times, 10 times as division champions, and have won five conference titles and three Super Bowl championships.

and packaging companies in the United States. In 2010, IFP was the top U.S. containerized exporter in New England with 35,000 TEUs, which ranks 30th in the nation. Kraft founded The Kraft Group to serve as the holding company for the family's varied business interests, which are concentrated in five specific areas: the distribution of forest products, paper and packaging manufacturing, sports and entertainment, real estate development and private equity and venture investing.

Throughout Kraft's professional career, many of his biggest risks have yielded the greatest rewards. That was true throughout his pursuit of Patriots ownership, beginning in 1985 when he first purchased an option on the land surrounding the old stadium in Foxborough, Mass. It was a large investment for an underdeveloped parcel of land, but proved to be an important first step in a long process toward owning the Patriots. In 1988, he took another step by purchasing the stadium out of bankruptcy court. It was another large investment, this time to purchase an antiquated stadium that was eventually demolished. But, with a binding lease through 2001, the acquisition of the old stadium proved to be an invaluable asset in Kraft's quest toward owning the team.

When his opportunity came in January of 1994, Kraft faced a difficult business dilemma. He had to decide between committing over \$172 million of family resources to purchase the Patriots or accept a lucrative \$75 million buyout offer to void the final years of the team's stadium lease and allow the team to move out of New England. On Jan. 21, 1994, Kraft passed on the buyout offer, choosing instead to make an 11th-hour bid to buy the team. On Feb. 26, 1994, a day after Kraft earned league approval, season tickets for the

1994 season went on sale and Patriots fans showed their support for Kraft's decision in record numbers. By the end of the first business day, amidst a winter nor'easter, 5,958 season ticket orders were processed, shattering the previous single-day sales record of 979. The show of support validated Kraft's decision to buy the team and gave him the confidence to focus on another risky, long-term project: the construction of Gillette Stadium.

From 2000 to 2002, The Kraft Group's real estate development team oversaw the on-time and on-budget construction of Gillette Stadium, a privately-financed \$325 million state-of-the-art stadium that the Patriots and their fans are proud to call home. The financial commitment from Kraft provided a solid foundation on which to build for the first time in the franchise's nomadic history. Moving from Foxboro Stadium into the majestic Gillette Stadium marked another worst-to-first transformation for the Krafts, who now operate New England's premier entertainment venue. After opening Gillette Stadium, Kraft was recognized as the Sports Executive of the Year by one national publication and he and Jonathan Kraft were named Sports Industrialist of the Year by another.

The construction of Gillette Stadium was the first project of The Kraft Group's development team. In 2007, The Kraft Group expanded the site development with the construction of Patriot Place, a mixed-use lifestyle center and entertainment destination.

Kraft is widely recognized as one of the most successful owners in professional sports. As Chairman and CEO of the New England Patriots, Investor/Operator of the New England Revolution and owner of Gillette Stadium and Patriot Place, Kraft has turned that underdeveloped parcel of land he purchased in

1985 in Foxborough, Mass. into a world-class sports and entertainment destination in New England.

Under Kraft's leadership, the Patriots and the Revolution have delivered three league championships and nine conference titles, while his private-financing of Gillette Stadium has given fans a world-class facility in which to enjoy New England's championship tradition.

Kraft's long-standing support of soccer in the United States dates back to his efforts in the early 1990s to secure Foxborough as one of the nine host venues for the 1994 FIFA World Cup.



★ ★ 2011 NFL OWNER COMMITTEES ★ ★

While Kraft gets credit for resurrecting the once wayward Patriots franchise, he's also often cited as a key contributor in many of the league's major contract negotiations. He is the chairman of the NFL's broadcast committee and an active member of four other committees.

- ★ Broadcast Committee - Chairman
- ★ Management Council Executive Committee
- ★ NFL Network Committee
- ★ Finance Committee
- ★ Compensation Committee

A native of Brookline, Mass., Kraft attended local public schools before entering Columbia University on an academic scholarship. Upon graduation, he received a fellowship to attend Harvard Business School, where he earned a master's degree in business administration.

Kraft serves on the board of directors for Viacom. He is also on the executive committee for the Dana-Farber Cancer Institute, where he established the Robert K. Kraft Family Blood Donor Center. He is a trustee emeritus at Columbia and is a trustee at Boston College. He has received honorary degrees from several colleges and universities and was awarded the NCAA's highest honor when he received the Theodore Roosevelt Award, "presented annually to a distinguished citizen of national reputation and outstanding accomplishments." In 2011, Kraft added the prestigious honor of being named to the American Academy of Arts and Sciences and the Harvard Business School Alumni Achievement Award to a long list of honors and awards.

Over the past four decades, the Kraft family has been one of New England's most philanthropic families, donating over \$100 million in support of local charities and civic affairs. In 2011, the Krafts pledged \$20 million to Partners HealthCare to launch the Kraft Family National Center for Leadership and Training in Community Health, an initiative designed to improve access to quality healthcare at community health centers throughout New England.

★ ★ ★ SUCCESS STORY ★ ★ ★

Since Robert Kraft bought the team in 1994, the Patriots have become the most successful franchise in the NFL. For the past 17 seasons (1994-2010), the Patriots have won more Super Bowl Championships (3) and more conference championships (5) than any other NFL team. They have also won ten division titles, tied with the Pittsburgh Steelers for the most by any NFL team since 1994. In addition to championships titles, the Patriots have also won more, and more often, than any other NFL team, claiming 197 total victories and a .661 winning percentage, including 17 wins in the postseason.

SUPER BOWL CHAMPIONSHIPS SINCE 1994

New England Patriots	3
Denver Broncos	2
Pittsburgh Steelers	2
Green Bay Packers	2
8 Teams	1

CONFERENCE CHAMPIONSHIPS SINCE 1994

New England Patriots	5
Pittsburgh Steelers	4
Green Bay Packers	3
Denver Broncos	2
St. Louis Rams	2
Indianapolis Colts	2
New York Giants	2
14 Teams	1

DIVISION CHAMPIONSHIPS SINCE 1994

New England Patriots	11
Pittsburgh Steelers	10
Indianapolis Colts	8
Green Bay Packers	8

PLAYOFF VICTORIES SINCE 1994

New England Patriots	17
Pittsburgh Steelers	17
Green Bay Packers	15
Philadelphia Eagles	11
Indianapolis Colts	11

TOTAL VICTORIES SINCE 1994

New England Patriots	210
Pittsburgh Steelers	201
Green Bay Packers	200
Indianapolis Colts	183
Denver Broncos	173
Philadelphia Eagles	173

OVERALL WINNING PERCENTAGE SINCE 1994 (INCLUDING POSTSEASON)


Team	W	L	T	Pct.
New England Patriots	210	104	0	.669
Pittsburgh Steelers	201	112	1	.642
Green Bay Packers	200	113	0	.639
Indianapolis Colts	183	128	0	.588

PLAYOFF WINNING PERCENTAGE SINCE 1994

Team	W	L	Pct.
New England Patriots	17	9	.654
Pittsburgh Steelers	17	9	.654
New Orleans Saints	5	3	.625
Denver Broncos	8	5	.615



Jonathan KRAFT



★ ★ PRESIDENT ★ ★

Jonathan A. Kraft is the president of The Kraft Group, the holding company of the Kraft family's varied business interests. He is also the president of the three-time Super Bowl Champion New England Patriots. As president of the Patriots, Kraft oversees the management and strategic planning of each department within the organization. He also works closely with his father to represent the Patriots in all league matters and has served on multiple NFL owner committees.

Kraft's NFL obligations are only a small part of his day-to-day responsibilities, which are as diversified as the many different companies he oversees. The Kraft Group has a variety of interests concentrated in five specific areas: the distribution of forest products, paper and packaging manufacturing, sports and entertainment, real estate development and private equity and venture investing. As president, Kraft is responsible for overseeing the operations of each division.

Since his family purchased the team in 1994, Kraft has been the day-to-day driving force behind the rebuilding and rebranding of the franchise, bringing long-overdue stability to the once wayward organization. It has been a remarkable transformation, as the Patriots have evolved from worst to first in many categories, both on and off the field.

Once tenants in the league's poorest venue, the Patriots now play in one of the NFL's premier stadiums. Once last in the league in revenues, the Patriots now rank among the league's elite. Once a cellar dweller, the Patriots are now a perennial power.

Since his family's purchase of the team in 1994, the Patriots have won more games (210) and more often (.669 winning percentage) than any other NFL team, and Kraft has successfully implemented many initiatives that have accelerated the franchise's many worst-to-first transitions.

In the past decade, the Patriots set multiple NFL records and earned "Team of the Decade" acclaim from multiple publications. During the first decade of the 2000s, the Patriots established three NFL consecutive win streak records with a 10-game win streak in the postseason, a 21-game overall win streak (including playoff games) and a 21-game regular season win streak. Overall, the Patriots won 126 games during the decade, the most by any NFL team in one decade in the 91-year history of the

league. The Patriots also became just the second team in NFL history to win three Super Bowls in four years and finished the decade with more Super Bowl titles (3), conference titles (4), division titles (7), playoff wins (14), victories in a single season (18) and victories in a regular season (16) than any other team. In the past 10 years (2001-10), the Patriots have won 121 regular season games and 135 games overall, the most by any franchise during any 10-year span in NFL history.

Of all the team's recent achievements, arguably the most significant contribution to the organization's future success was securing financial approval for the construction of a new world-class stadium, the first of its kind in the franchise's history. Kraft developed the creative private financing strategy for the \$325 million construction of Gillette Stadium. Many financial experts dismissed the viability of his plan, which relied on year-round club memberships for new clientele rather than the more conventional sale of private seat licenses to existing season ticket holders. Kraft's unprecedented plan was considered a financial risk, but proved to be universally successful.

Throughout the stadium initiative, no one was more involved in each phase of the project, including the planning, construction, opening and ongoing operation and development of Gillette Stadium. Kraft worked closely with stadium designers to create a world-class sports and entertainment facility that would highlight features indigenous to New England. His team not only delivered on the promise of a fan-friendly facility, but did so on time and under budget.

Kraft and the project team also drew praise for innovative environmental practices. In June of 2001, the Environmental Business Council presented The Kraft Group with the Environmental Award for Corporate Leadership. In May of 2002, the Kraft Group received New England's Environmental Merit Award from the U.S. Environmental Protection Agency for the development and construction of Gillette Stadium.

In 2002, Jonathan and Robert Kraft received the Sports Industrialists of the Year award, presented

★ ★ ★ 2011 NFL OWNER COMMITTEES ★ ★ ★

- ★ Digital Media Committee - Chairman
- ★ Business Venture Committee



annually by Sports Business Daily. The Krafts opened the year celebrating New England's first Super Bowl Championship. They christened their new stadium just a few months later, earning various awards and acclaim for the project. They negotiated a new naming rights partnership with Gillette and celebrated a spectacular grand opening by hosting the 2002 season premiere of Monday Night Football as Super Bowl champions, presenting both the stadium and their 2001 Super Bowl banner to the fans of New England. One month later, the Krafts' Major League Soccer franchise, the New England Revolution, won the Eastern Conference to qualify for the MLS Cup, which drew over 61,000 fans to Gillette Stadium, the then-largest crowd in MLS history.

Prior to the Kraft family's ownership, the Patriots fan base was limited in range and scope. As a lifelong Patriots fan, Kraft was committed to expanding the Patriots fan base through an innovative multimedia outreach. Under his directive, the Patriots became the first professional sports team to launch an official Web site in March of 1995. Just two years later, the team debuted the first use of streaming video, offering a nightly video update. Since then, streaming video has been a constant feature on the team's Web site. The technology is also used to broadcast live feeds of every Patriots press conference. The Patriots' other Internet initiatives include a highly successful e-commerce division, providing Patriots fans around the world easy access to Patriots merchandise and apparel. In 2004, the team showed their commitment to globalizing the Patriots brand when they launched the NFL's first Chinese-language version of their

website. Entering the 2011 season, the Patriots had 155 registered fan clubs in 21 countries.

In April of 1995, the Patriots began publishing *Patriots Football Weekly*, the first full-color weekly publication offered by a sports team. It appears on newsstands throughout New England and is distributed to Patriots fans throughout the world.

Following the Super Bowl XXXVI championship, Kraft commissioned the production of a DVD entitled "3 Games to Glory," providing fans an opportunity to re-live three of the most memorable games in franchise history. Since then, he has overseen the production of its sequels, "3 Games to Glory II," and "3 Games to Glory III," each featuring over five hours of behind-the-scenes content on a two-disc DVD set. The Patriots were the first team to produce and sell such extensive commemorative DVDs.

A Williams College graduate, Kraft also earned an MBA from Harvard Business School. He is on the board of directors for several organizations, including the U.S. Soccer Federation, Children's Hospital Trust and Pop Warner Little Scholars, Inc. Kraft also serves as a trustee at Williams College, Belmont Hill School and Massachusetts General Hospital.

He is also a member of the Overseers' Committee at Harvard Business School. Kraft is active in youth athletics, coaching Pop Warner football, youth soccer and Little League baseball in the greater Boston area. In 2006, he was the recipient of the Warner Award, named after Glenn S. "Pop" Warner. The award is presented annually and is considered Pop Warner's highest national honor.

Jonathan and his wife, Patti, have three children.



★ ★ ★ A DECADE OF DOMINANCE (2000-09) ★ ★ ★

When Robert Kraft purchased the New England Patriots in 1994, few would have thought that just 17 years later the franchise would be the undisputed team of the decade in the first decade of the new millennium. Kraft brought a winning vision to the organization and dedicated his resources to building a consistent winner. On Jan. 27, 2000, Kraft hired Bill Belichick to coach the team, and three months later the team drafted then-unheralded quarterback Tom Brady, putting the final pieces in place for the Patriots to become the most successful NFL team of the 2000s. The tallies listed below represent totals during the 2000-2009 seasons.

Super Bowl Titles

New England	3
Pittsburgh.....	2
Baltimore.....	1
Indianapolis.....	1
New Orleans.....	1
N.Y. Giants.....	1
Tampa Bay.....	1

Conference Titles

New England	4
Indianapolis.....	2
N.Y. Giants.....	2
Pittsburgh.....	2
10 Teams.....	1

Division Titles

New England	7
Indianapolis.....	6
Philadelphia.....	5
Pittsburgh.....	5
San Diego.....	5

Note: The Patriots also finished tied for the division lead twice during the 2000s but lost the division title on tiebreakers in 2002 and 2008.

Playoff Wins

New England	14
Philadelphia.....	10
Pittsburgh.....	10
Indianapolis.....	9
Baltimore.....	8

Playoff Winning Percentage

Team	W	L	Pct.
New England	14	4	.777
New Orleans	5	2	.714
Pittsburgh	10	4	.714
Arizona	4	2	.667
Carolina	5	3	.625
Baltimore	8	5	.615

Playoff Games Played

(Includes 2009 Wild Card Round)	
New England	18
Philadelphia.....	18
Indianapolis.....	17
Pittsburgh.....	14
Baltimore.....	13
N.Y. Giants.....	11

Overall Wins

(Includes Regular Season and Playoffs)	
New England	126
Indianapolis.....	124
Pittsburgh.....	113
Philadelphia.....	113
Baltimore.....	100

Overall Winning Percentage

(Includes Regular Season and Playoffs)				
Team	W	L	T	Pct.
New England	126	52	0	.708
Indianapolis	124	53	0	.701
Pittsburgh	113	60	1	.652
Philadelphia	113	64	1	.638
Green Bay	98	71	0	.580

Most Victories in a Season

(Inc. Playoffs), 2000-09		
Team	Year	W
New England	2007	18
New England	2003	17
New England	2004	17
Baltimore	2000	16
St. Louis	2001	16
Pittsburgh	2004	16
Indianapolis	2006	16
Indianapolis	2009	16
New Orleans	2009	16

Most Victories in a Single Regular Season, 2000-09

Team	Year	W
New England	2007	16
Pittsburgh	2004	15
New England	2003	14
New England	2004	14
Indianapolis	2005	14
Indianapolis	2009	14
St. Louis	2001	14

Most points scored in a game in the 2000s

Rk	Team	Date	Opp	PF	PA
1	NE	10/18/09	Ten	59	0
2	CIN	11/28/04	Cle	58	48
3	STL	10/01/00	SD	57	31
4	NE	11/18/07	Buf	56	10
4	KC	10/24/04	Atl	56	10
4	NYJ	09/28/08	Ari	56	35
4	PHI	09/23/07	Det	56	21

Total Point Differential, 2000-09

Team	PF	PA	Diff.
New England	4003	2897	+1106
Indianapolis	4269	3286	+983
Philadelphia	3758	2883	+875
Pittsburgh	3585	2779	+806
Green Bay	3921	3282	+639

Playoff Games Hosted

New England	9
Philadelphia.....	9
Pittsburgh.....	8
Indianapolis.....	8

Major Sports League Titles 2000-09

Los Angeles Lakers	NBA	4
New England Patriots	NFL	3
San Antonio Spurs	NBA	3
Boston Red Sox	MLB	2
Detroit Red Wings	NHL	2
Houston Dynamo	MLS	2
Los Angeles Galaxy	MLS	2
New Jersey Devils	NHL	2
New York Yankees	MLB	2
Pittsburgh Steelers	NFL	2
San Jose Earthquakes	MLS	2

Major Sports Conference Titles, 2000-09

Los Angeles Lakers	NBA	6
New England Patriots	NFL	4
New England Revolution	MLS	4
Baltimore	MLS	4
Los Angeles Galaxy	MLS	4
New York Yankees	MLB	4
Detroit Red Wings	NHL	3
New Jersey Devils	NHL	3
San Antonio Spurs	NBA	3

Seasons of NFL Playoff Advancement

Philadelphia.....	7
New England	6
Pittsburgh.....	5
Baltimore.....	4
Indianapolis.....	4
Green Bay.....	3
Oakland.....	3
Seattle.....	3
New Orleans.....	3



FOOTBALL STAFF

IN BILL
WE
TRUST

A person is holding a white rectangular sign with both hands. The sign has the words "IN BILL", "WE", and "TRUST" written on it in a hand-drawn, blocky font. "IN BILL" and "WE" are in orange with black outlines, while "TRUST" is in blue with black outlines. The person holding the sign is wearing a dark blue long-sleeved shirt. In the foreground, the back of a person's head wearing a tan baseball cap is visible. In the background, other people are blurred, including one wearing a blue and red baseball cap. The overall scene appears to be a crowd at a sports event.



Bill BELICHICK

★ 37th NFL Coaching Season
★ 17th Head Coaching Season
★ 12th Season as Patriots Head Coach

SUPER BOWLS:

86 90 01 03 04

CONFERENCE TITLES:

86 90 96 01 03 04 07

Career Record – 190-103 (.648)

Regular Season – 175-97 (.643)

Postseason – 15-6 (.714)

Patriots Record – 153-58 (.725)

COACHING

Bill Belichick enters his 37th season as an NFL coach and is the only head coach in NFL history to win three Super Bowl championships in a four-year span. He currently ranks 10th all time with 190 total victories as a head coach. His winning percentage of .648 ranks third in NFL history among coaches with 150 or more wins, trailing only George Halas (.682) and Don Shula (.666).

He has won more regular-season games (121) and more games overall (135) during a ten-year stretch (2001-2010) than any other head coach in NFL history.

Belichick was hired by Patriots Chairman and CEO Robert Kraft on Jan. 27, 2000 and is in his 12th season as the team's head coach. Through 11 seasons, Belichick has delivered three Super Bowl championships, four conference titles, eight division crowns and 14 playoff victories, while posting an overall record of 140-55. Belichick directed the Patriots to victories in Super Bowls XXXVI (2001), XXXVIII (2003) and XXXIX (2004), and in 2007 he became the only NFL head coach to guide his team to a 16-0 regular season. From 2003 to 2004, Belichick directed the Patriots to an overall winning streak of 21 consecutive games, including the postseason, unprecedented in NFL annals.

Comments About Bill Belichick

Sean Payton, Super Bowl-winning head coach of the New Orleans Saints, (on spending time with Bill Belichick at the 2006 Pro Bowl)

"It was a great opportunity for me. Anytime you get to spend a week and really just try to get someone else's thoughts and opinions, someone who has been as successful as Bill has been – He's a guy that I have a ton of respect for and I really enjoyed the time we had to spend just that week."

Mike Shanahan, two-time Super Bowl champion head coach, September 2006

"When I first got the job, Bill left Cleveland and people asked me how I would rank the head coaches. I had Bill number one and Joe Collier and Jeff Fisher as two and three. They kind of laughed at me at that time and they said, 'What do you mean? Why would you rank him there? He didn't have a lot of success in Cleveland.' I said, 'You just wait and see.'"

DIVISION TITLES:

75 78 86 89 90 96 98 01
03 04 05 06 07 09 10 11



EXTRA POINTS

★ Bill Belichick spent 20 years as an assistant coach in the NFL and this is his 17th season as a head coach. According to the Elias Sports Bureau he is the only man in NFL history to serve 20 or more seasons as an assistant coach and at least 15 seasons as a head coach.

★ Belichick's Patriots teams own the all-time NFL records for consecutive total victories, including postseason games, (21 from 2003-04) and consecutive playoff victories (10 from 2001-05).

★ Coach Belichick's career winning percentage of .648 (190-103) ranks third all-time among head coaches with 150 or more wins, trailing only Hall of Famers George Halas (.682) and Don Shula (.666).

★ In 2007, Coach Belichick led the Patriots to the NFL's first 16-0 regular season and joined Halas and Shula as the only coaches in NFL history to direct their teams to an undefeated regular season.

★ Coach Belichick is the only head coach in NFL history to win three Super Bowls in four years (2001-04).

★ With 37 years of NFL coaching experience, Coach Belichick is the longest tenured among active NFL head coaches.

★ Since he was first named a defensive coordinator in 1985, Coach Belichick's teams have allowed an average of fewer than 20 points per game 22 times in 26 years.

★ Three former assistants on Coach Belichick's staffs are head coaches in the NFL or college in 2011. Four of Coach Belichick's former assistants are NFL general managers in 2011.

★★★ SUPER SUCCESS ★★★

Bill Belichick is one of just four head coaches to win three championships since the Super Bowl era began following the 1966 season. Coach Belichick joins three members of the Pro Football Hall of Fame in the exclusive club. Belichick is the only coach to win three Super Bowls in the post-1993 salary cap era.

MOST SUPER BOWL VICTORIES

Head Coach	Team	Titles	Seasons
Chuck Noll	PIT	4	1974, 1975, 1978, 1979
Bill Belichick	NE	3	2001, 2003, 2004
Joe Gibbs	WAS	3	1982, 1987, 1991
Bill Walsh	SF	3	1981, 1984, 1988

NOTE: Sorted by most recent championship. Super Bowls have determined NFL champion since 1966.

★★★ PLAYOFF SUCCESS ★★★

Coach Belichick has won 15 career playoff games, a total that is the fifth-highest by a head coach in NFL history.

MOST PLAYOFF WINS BY AN NFL HEAD COACH

Coach	Team(s)	Wins
Tom Landry	Dallas Cowboys	20
Don Shula	Baltimore Colts, Miami Dolphins	19
Joe Gibbs	Washington Redskins	17
Chuck Noll	Pittsburgh Steelers	16
Bill Belichick	Cleveland Browns, NE Patriots	15

Despite an NFL system designed to ensure parity, Belichick's program has produced a remarkable run of sustained on-field success. From 2001-10, the Patriots won 75.6 percent of their regular-season games (121-39), recording the highest winning percentage of any major American professional sports team over that span. Over a 100-game stretch from 2003-08, Belichick directed the team to an 82-18 record – the best record in any 100-game span in NFL history. Belichick has led the Patriots to a winning record in each of the last 10 seasons, making the Patriots the only NFL franchise to accomplish that feat from 2001-10. For five straight seasons from 2003-07, Belichick's teams won the AFC East title and advanced in the playoffs, with the Patriots' five straight years of playoff advancement tying the second longest streak in NFL history. The only other NFL coach to have 10 consecutive winning seasons with one team since the 1970 merger was Tom Landry, who led the Dallas Cowboys to 16 consecutive winning seasons (1970-1985).

Belichick's accomplishments have placed him among the elite coaches in NFL history. He owns a career record of 190-103 as a head coach, and his career winning percentage of .648 ranks third in NFL history among coaches with 150 or more wins, trailing only George Halas (.682) and Don Shula (.666). Belichick has compiled a career playoff record of 15-6, with his .714 playoff winning percentage placing third in NFL history behind Vince Lombardi (9-1, .900) and Tom Flores (8-3, .727). Belichick's 15 career playoff wins rank fifth all-time, while New England's 14 playoff victories in the 2000s are tied for the highest total in any decade in NFL history.

Belichick's Patriots have rarely been rattled, able to consistently maintain leads and bounce back following losses. Since the beginning of the 2003 season, New England is 27-3 (.900) in regular season games following a loss, dropping back-to-back regular-season contests just two times over that span. Another hallmark of Belichick's teams has been their ability to consistently succeed against top competition. The Patriots enter the 2011 season with a record of 40-13 (.755) against playoff teams since the beginning of the 2003 season.

In addition, the Patriots have consistently maintained their focus throughout the year and have played their best football late in the season. Since 2001, the Patriots lead the league with a 67-15 (.817) overall record in games played on Thanksgiving or later in the NFL season. As the season has gone on, the Patriots have only gotten better, posting an NFL-best 27-7 (.794) mark since 2001 in games played on Christmas or later in the NFL season. Since 2001, the Patriots have gone an NFL best 41-5 (.891) in the month of December.

Belichick's recent accomplishments are the latest triumphs in an NFL coaching career that began in 1975 and during which he has helped produce five Super Bowl titles, seven conference championships and 16 division titles. Now in his 37th season in the NFL, he has more years of NFL experience than any of the other 31 head coaches. He won his first two Super Bowls as the defensive coordinator for the New York Giants in 1986 and again in 1990 before claiming three Super Bowl championships with the Patriots. George Seifert is the only other man to have won multiple Super Bowls both as a head coach and as an assistant coach.

Once he became Patriots head coach, Belichick needed just one season to successfully implement his plan for success. In 2001, his second season in charge, the Patriots rebounded from a 5-11 record in 2000 to improve to 11-5, tying what was then the franchise regular-season record for wins. With a 20-17 victory over the Rams in Super Bowl XXXVI, the Patriots tied the franchise's then-record of 14 overall wins. In 2003 and 2004, the Patriots eclipsed those marks in each season, posting identical 14-2 records in the regular season and notching 17 total wins and a Super Bowl title in each year.

From 2003-04, Belichick directed the Patriots through the most prosperous two-year period for any team in NFL history,

★★★ AMONG THE GREATS ★★★

Coach Belichick enters the 2011 season with 177 career wins and a career winning percentage of .639, placing third in NFL history among all NFL coaches with at least 150 career victories.

TOP WINNING PERCENTAGE AMONG HEAD COACHES WITH AT LEAST 150 WINS

Head Coach	Team(s)	Years	W	L	T	Pct.
George Halas	CHI	1920-29, 33-42, 46-55, 58-67	324	151	31	.682
Don Shula	BAL/MIA	1963-95	347	173	6	.666
Bill Belichick	CLE/NE	1991-95, 00-11	190	102	0	.648
Curly Lambeau	GB/CHC/WAS	1921-53	229	134	22	.631

NOTE: Winning percentages are calculated using official NFL rules. Ties are not included in winning percentage prior to 1972. Since 1972, a tie counts as a half-win, half-loss.

Comment About Bill Belichick

Josh McDaniels, Offensive Coordinator St. Louis Rams, February 2009

(on Bill Belichick's impact on him)

"(He) has meant so much to me, not only professionally but personally. He's really mentored me, taught me how to be a good coach, taught me how to identify a way to win each week, taught me how to evaluate players, taught me how to be a part of the draft. He was a mentor in other ways, a very big influence in my life, from off-the-field things, decisions you had to make, those kinds of things. There was nothing that he turned me away for. He would always be there to give me his advice. To me, that's the greatest thing I got from him - he was willing to help me in any way to become a good coach and a good person."

netting back-to-back Super Bowl victories and consecutive 17-2 campaigns. The team's 34 victories from 2003-04 mark the highest two-year win total in the NFL's 90-year history. An overall winning streak of 21 consecutive games, including the postseason – also unprecedented in NFL annals – spanned the two seasons. New England was undefeated at home in both 2003 and 2004, and set a franchise record by winning 21 straight home games from 2002-05.

The 2004 season saw the Patriots tie the regular-season record by a defending Super Bowl champion (14-2). New England capped off the year with another memorable playoff run, culminating in a 24-21 victory over the Philadelphia Eagles in Super Bowl XXXIX that made Belichick just the fourth head coach in NFL history to win at least three Super Bowl titles. Only one coach (Pittsburgh's Chuck Noll, 4) has won more Super Bowls. Belichick's three Super Bowl titles tie Washington's Joe Gibbs and San Francisco's Bill Walsh for second place on the NFL's all-time list. Noll, Gibbs and Walsh are all enshrined in the Pro Football Hall of Fame.

In 2005, New England won 11 games despite being forced to use 45 different starters, an NFL record for a division champion. After starting the season 4-4 and facing a rash of injuries, the Patriots won six of their next seven games to claim their third straight division title.

In 2006, Belichick directed the Patriots to a berth in the AFC Championship game for the third time in four years and for the fourth time in six seasons. New England won the AFC East division for the fourth consecutive season, and set a franchise record by allowing just 14.8 points per game. The Patriots' 14 total victories tied what was then the second highest total in franchise history.

In 2007, Coach Belichick earned Associated Press NFL Coach of the Year honors as the Patriots became the fourth team in the league's 90-year history to complete an undefeated regular season and the first to achieve the feat since the NFL increased the number of regular-season games to 16 in 1978. Belichick joined Pro Football Hall of Famers George Halas and Don Shula as the only head coaches to complete undefeated regular seasons. New England's 18 overall victories in 2007 tied the 1985 Chicago Bears and

★ ★ ★ ELITE COMPANY ★ ★ ★

Bill Belichick is one of nine NFL head coaches to win three or more championships since the league began postseason play in 1933. With the Patriots' victory in Super Bowl XXXIX, Belichick joined an exclusive club in which each of the eight other members has been enshrined in the Pro Football Hall of Fame.

HEAD COACHES WITH THREE OR MORE NFL TITLES (Listed alphabetically)

Head Coach	Championship Team(s)
Bill Belichick	New England Patriots
Paul Brown	Cleveland Browns
Weeb Ewbank	Baltimore Colts, New York Jets
Joe Gibbs	Washington Redskins
George Halas	Chicago Bears
Earl (Curly) Lambeau	Green Bay Packers
Vince Lombardi	Green Bay Packers
Chuck Noll	Pittsburgh Steelers
Bill Walsh	San Francisco 49ers

★ ★ ★ FOOTBALL FAMILY ★ ★ ★

Bill Belichick is one of only five head coaches in NFL history whose father played in the NFL. The others are Joe Walton, David Shula, Mike Nolan and Todd Haley. Belichick's father, Steve, played fullback for the Detroit Lions in 1941 and coached for 33 years at the Naval Academy.

the 1984 San Francisco 49ers for the most in league history. New England became the first team in NFL history and the first major American pro sports team since 1884 to open a season with 18 straight wins. The Patriots set all-time NFL records for points scored (589), touchdowns (75) and point differential (+315) in addition to numerous individual and team records.

In 2008, Belichick led the Patriots to an 11-5 record – the team's sixth straight season with 10 or more wins and its eighth consecutive year with a winning record. Despite losing QB Tom Brady to injury for the final 15 games, New England ranked among the NFL's top 10 teams in 2008 in terms of yards gained (5th), points scored (8th), fewest yards allowed (10th) and fewest points allowed (8th), marking just the fourth time the club finished in the top 10 in all of those categories since joining the NFL in 1970. At the conclusion of the regular season, the Patriots were among the league's hottest teams, winning five of their last six games and going undefeated in December (4-0).

In 2009, the Patriots finished the season with a 10-6 record, claiming the AFC East division for the seventh time in nine years. The Patriots won more than half of their games in

★ ★ ★ POSTSEASON PROWESS ★ ★ ★

Bill Belichick is the third winningest head coach in NFL playoff history, trailing only the legendary Vince Lombardi, whose name is emblazoned on the Super Bowl trophy.

BEST POSTSEASON RECORDS IN NFL HISTORY (Minimum 10 games)

Head Coach	Team(s)	W	L	Pct.
Vince Lombardi	GB/WAS	9	1	.900
Tom Flores	OAK/LA	8	3	.727
Bill Belichick	CLE/NE	15	6	.714

Comment About Bill Belichick

Junior Seau, 19-year NFL player, January 2008

"Coach Belichick is obviously the best coach you can ever have. What he does is so many other things besides the Xs and Os. He communicates well with his players and he's established himself in terms of his integrity and his ways of playing the game of football. I haven't met a guy that has so much passion and so much love for the game and so much knowledge and he's able to (transfer) that over to the players so they can learn. There's always a learning curve here every day for you. All you have to do is just listen. You want to play for a man like Belichick. You really do. And as much as he doesn't show it, he has a lot of love for his players. He really does."

Comments About Bill Belichick

Steve Sabol, President NFL Films, June 2009

(on his choice for best NFL coach of the past decade)

"Bill Belichick. He is to this century what Paul Brown was to the previous century. With the way he has built teams, his strategic mind, the success he's had -- he would be my easy choice."

Rodney Harrison, 15-year NFL player

"I have a great deal of respect for him. He's the best coach that ever coached the game."

Comment About Bill Belichick

**Roger Staubach, Hall of Fame quarterback,
January 2005**

"He's really special. I've always been a Bill Belichick person. He's got great roots. He's got an aura about him. He's got the fire you want to see, but he always gives other people credit."

2009 for the ninth straight year and were the first team to do so in nine straight seasons since free agency began in 1993. The Patriots became the fifth team to win more than half of their games in nine straight seasons since the 1970 AFL-NFL merger, joining the 49ers (16 straight from 1983-98), the Cowboys (16 straight from 1970-85), the Raiders (11 straight from 1970-80) and the Steelers (9 straight from 1972-80).

In 2010, Coach Belichick led a very young squad to an NFL-best 14-2 record, a division title, its eighth playoff appearance in his 11 seasons as New England's head coach and received several major awards in the process. Belichick was named Associated Press Coach of the Year for the third time, joining Don Shula (four-time winner) and Chuck Knox as the only three-time winners. In addition, Belichick earned Peter King's SI.com and *Pro Football Weekly* Coach of the Year.

Additionally in 2010, Belichick moved into sole possession of 10th place in all-time coaching victories with 177 wins. He recorded his fourth 14-win season, becoming the first head coach ever to win 14 regular-season games in four separate seasons. Only four other coaches - San Francisco's George Seifert (3), Washington's Joe Gibbs (2), Chicago's Mike Ditka (2) and Miami's Don Shula (2) - have more than one 14-win season. Belichick has now led the Patriots to a winning record for 10 consecutive seasons (2001-2010). The only other NFL coach to have at least 10 consecutive winning seasons with one team since the 1970 merger was Tom Landry, who led the Dallas Cowboys to 16 consecutive winning seasons (1970-1985).

Coach Belichick guided the Patriots to a league best 518 points scored, second in franchise history behind the NFL record 589 points in 2007 and seventh in NFL history. One reason New England scored more than 500 points for the second time in team history was the club record +28 turnover differential. Belichick's constant emphasis on protecting the football paid off with two NFL records. The

*** HALL OF FAMERS ***

From 1981-88, Coach Belichick tutored the linebackers for the New York Giants. His unit featured Lawrence Taylor and Harry Carson, both of whom are enshrined in the Pro Football Hall of Fame.

*** THE BELICHICK LIBRARY ***

Coach Belichick is an avid collector of football-related books, and along with his late father, Steve, amassed a library of more than 800 volumes. The library is believed to be one of the largest collection of football books in the world, behind the Pro Football Hall of Fame and the Library of Congress. In 2006, Coach Belichick moved his entire library to the Naval Academy, where his father coached for 33 years. The books are housed in a display at Ricketts Hall in Annapolis for future generations of football players, coaches and fans to enjoy.

*** HONORS & AWARDS ***

Coach Belichick has been honored with numerous awards in recognition of his success with the Patriots. He has earned NFL Coach of the Year honors by the Associated Press three times (2003, 2007 and 2010) and has finished in the top five in AP voting for NFL Coach of the Year Award nine times (1994, 2001, 2002, 2003, 2004, 2005, 2007, 2008 and 2010). Below is a sampling of the recognition he has earned since 2001:

2010 NFL COACH OF THE YEAR HONORS

- Associated Press
- Peter King's SI.com
- *Pro Football Weekly*

2007 NFL COACH OF THE YEAR HONORS

- Associated Press
- *Sporting News*
- *Pro Football Weekly/PFWA*
- *USA Today*
- SI.com
- *Dallas Morning News*
- Kansas City's 101 Football Awards - AFC Coach of the Year

2004 NFL COACH OF THE YEAR HONORS

- *Sports Illustrated*
- SI.com
- Fox TV/Terry Bradshaw

OTHER 2004 HONORS

- ESPY Award - Best Coach/Manager
- U.S. Sports Academy Amos Alonzo Stagg Coaching Award

2003 NFL COACH OF THE YEAR HONORS

- Associated Press
- *The Sporting News*
- *Pro Football Weekly/PFWA*
- *Sports Illustrated*
- *Football Digest*
- SI.com
- NFL.com
- *Dallas Morning News*
- *San Francisco Chronicle*
- NFL Alumni
- Fox TV/Terry Bradshaw
- Victor Awards
- Kansas City's 101 Football Awards - AFC Coach of the Year

OTHER 2003 HONORS

- *Time Magazine's* 100 most powerful and influential people in the world

2001 NFL COACH OF THE YEAR HONORS

- *Sports Illustrated*
- College & Pro Football Newsweekly
- *Dallas Morning News*
- ESPN
- CNN
- Kansas City's 101 Football Awards - AFC Coach of the Year
- *USA Today's* All-Joe Team

★ ★ ★ NFL SENIORITY ★ ★ ★

Coach Belichick began his coaching career as a special assistant with the Baltimore Colts in 1975 at the age of 23. This year, he enters his 37th season in the NFL and owns the distinction of having the most NFL coaching experience among current head coaches. The head coaches with the most NFL experience are listed below:

Years	Name	NFL Coaching Tenure
37	Bill Belichick	1975-2011
27	Mike Shanahan	1984-2008, 10-11
26	Norv Turner	1985-2010
24	Tom Coughlin	1984-1990, 1995-2011
23	John Fox	1989-2011

Patriots went seven consecutive games without committing a turnover. No other NFL team had gone longer than four straight games without turning the ball over. The Patriots had just 10 turnovers in 2010 (5 interceptions and 5 fumbles), setting an NFL record for fewest turnovers in a season.

Belichick returned to the Patriots as head coach after three seasons with the New York Jets (1997-99) as the team's assistant head coach/secondary coach, holding the responsibility of calling the team's defensive plays. In 1998, the Jets surrendered just 266 points, propelling the team to its first division title. After finishing the regular season with a franchise-best 12-4 overall record, the Jets advanced to the AFC Championship game. In his first season with the Jets in 1997, his defense surrendered just 287 points, an average of 17.9 points per game, marking a significant 10.5-point improvement per game from 1996.

BEGINNING OF A COACHING CAREER

Belichick began his coaching career after graduating from Wesleyan University and accepting a staff assistant position with the Baltimore Colts in 1975. At the age of 23, he was named special assistant to Head Coach Ted Marchibroda. In 1976, Belichick joined Rick Forzano's staff with the Detroit Lions as an assistant special teams coach. The following year, he was given his first positional coaching assignment as the Lions' tight ends and receivers coach. In 1978, Denver Broncos Head Coach Red Miller hired Belichick as the assistant special teams coach and assistant to defensive coordinator Joe Collier.

NEW YORK GIANTS (1979-90)

In 1979, Belichick joined Ray Perkins' staff with the New York Giants as a defensive assistant and special teams coach, launching a 12-year tenure with the Giants. After the 1980 campaign, he drew the added responsibility of coaching

Comments About Bill Belichick

Jim Brown, Hall of Fame running back, April 2002

"Let me tell you about someone I do admire. (Bill Belichick) of the New England Patriots has been in the prisons with me. He's met gang members in my home; he's met gang members in Cleveland. He's put up money. He's opened up areas of education for us very quietly and very strongly."

Joe Torre, four-time World Series winning baseball manager, June 2006

"What he does, what (Bill) Belichick does with the team concept, it makes our jobs easier as other managers and coaches."

Comment About Bill Belichick

Tony LaRussa, World Series-winning baseball manager, March 2009

"A lot of what we talk about is how to keep guys focused and Bill's a master. He keeps that club hungry year in and year out. I'm just blown away that I can call him or that he calls me to ask my opinion on things. This is a real man of status. If he says, 'You're OK,' you think, 'Maybe I'm OK.'"

Comment About Bill Belichick

Urban Meyer, two-time NCAA national championship-winning Head Coach, April 2009
(on his visit to New England Patriots offseason program)

"I saw the way, in my mind, the best coach in professional sports - not basketball, not football, not baseball, but in all sports - handled his team.... we're talking about arguably one of the greatest coaches of all time."

the Giants linebackers. In 1983, he began coordinating the defense on Bill Parcells' staff and continued coaching the linebackers, a unit that would become known as one of the most dominant groups of all-time, featuring Pro Football Hall of Famers Lawrence Taylor and Harry Carson. He was officially appointed defensive coordinator in 1985, a position he held for the next six seasons. During his time as the Giants' defensive signal caller, his units were never ranked lower than 11th in the NFL and finished as high as second in the league three times, including the Super Bowl seasons of 1986 and 1990. His contributions with the Giants throughout the 1980s brought him national recognition as one of the best young assistant coaches in the NFL.

CLEVELAND BROWNS (1991-95)

Prior to joining the Patriots, Belichick spent five seasons (1991-95) rebuilding the Cleveland Browns, whose 3-13 finish the year prior to his arrival was the worst in the history of the franchise. By 1994, the Browns were again one of NFL's best teams, boasting the second-best record in the AFC. Belichick's first head coaching opportunity came following the 1990 season, when his defensive efforts with the New York Giants helped claim a second Super Bowl title in five years. At the age of 38, he became the NFL's youngest head coach. In his first season, Belichick began the rebuilding process by restoring the foundation of the aging squad he inherited. In 1991, the Browns improved to 6-10 and played in 11 games that were decided by a touchdown or less.

Following back-to-back 7-9 campaigns in 1992 and 1993, the Browns improved to 11-5 in 1994, a mark that is still tied for the second highest victory total in the 61-year history of the Browns franchise. The 1994 squad was defined by its defense, which allowed a league-low 204 points. In their return to the playoffs, the Browns defeated the Patriots, 20-13, in a first-round Wild Card game on New Year's Day 1995.

The 1995 season was disrupted by the mid-season announcement that the Cleveland Browns franchise would be moved to Baltimore at the conclusion of the campaign. The announcement caused an undeniable mid-season distraction contributing to a 5-11 finish. Belichick did not accompany the franchise's move to Baltimore after the 1995 season.

Comments About Bill Belichick

Kirk Ferentz, Head Coach University of Iowa

"If you love football, you love working for him. I've never been around a better listener than Bill. I always thought he was very easy to communicate with – very honest, very direct and very open."

Scott Pioli, General Manager Kansas City Chiefs, January 2008

"There's no hidden agenda here. You're supposed to know what your job is and do your job. It's an easy set of circumstances to work with."

Nick Saban, Head Coach University of Alabama

"Bill is a great friend and has done a tremendous job for a long time. He certainly taught me a lot and has been a real positive mentor to me."

Jim Schwartz, Head Coach Detroit Lions, January 2009 (as told to *Sports Illustrated*)

"I'll be forever indebted to Bill for starting me in the business and giving me the kind of education that's gotten me to this point." (On young football staff in Cleveland)

"We were all first timers in the NFL with no families. Fifteen years later you realize how special that group was. It was like getting a PhD in Footballology. Bill had a soft spot for people who came up the way he did."

★★★★★ BILL BELICHICK'S YEAR-BY-YEAR RESULTS ★★★★★

Year	Team	Position	Regular Season			Playoffs		
			W	L	T	W	L	Finish
1975	Baltimore Colts	Special Assistant	10	4	0	0	1	AFC East Division Champions
1976	Detroit Lions	Asst. Special Teams	6	8	0			
1977	Detroit Lions	Asst. Special Teams/TEs/WRs	6	8	0			
1978	Denver Broncos	Asst. Special Teams/ Asst. to Defensive Coordinator	10	6	0	0	1	AFC West Division Champions
1979	New York Giants	Special Teams	6	10	0			
1980	New York Giants	Special Teams	4	12	0			
1981	New York Giants	Special Teams/Linebackers	9	7	0	1	1	3rd Place NFC East - Wild Card
1982	New York Giants	Special Teams/Linebackers	4	5	0			
1983	New York Giants	Linebackers	3	12	1			
1984	New York Giants	Linebackers	9	7	0	1	1	2nd Place NFC East - Wild Card
1985	New York Giants	Defensive Coordinator	10	6	0	1	1	2nd Place NFC East - Wild Card
1986	New York Giants	Defensive Coordinator	14	2	0	3	0	Division/Super Bowl Champions
1987	New York Giants	Defensive Coordinator	6	9	0			
1988	New York Giants	Defensive Coordinator	10	6	0			
1989	New York Giants	Def. Coordinator/Secondary	12	4	0	0	1	NFC East Division Champions
1990	New York Giants	Def. Coordinator/Secondary	13	3	0	3	0	Division/Super Bowl Champions
1991	Cleveland Browns	Head Coach	6	10	0			
1992	Cleveland Browns	Head Coach	7	9	0			
1993	Cleveland Browns	Head Coach	7	9	0			
1994	Cleveland Browns	Head Coach	11	5	0	1	1	2nd Place AFC Central - Wild Card
1995	Cleveland Browns	Head Coach	5	11	0			
1996	New England Patriots	Asst. Head Coach/Secondary	11	5	0	2	1	AFC East Division/ AFC Champions
1997	New York Jets	Asst. Head Coach/Secondary	9	7	0			
1998	New York Jets	Asst. Head Coach/Secondary	12	4	0	1	1	AFC East Division Champions
1999	New York Jets	Asst. Head Coach/Secondary	8	8	0			
2000	New England Patriots	Head Coach	5	11	0			
2001	New England Patriots	Head Coach	11	5	0	3	0	AFC East Division/Super Bowl Champions
2002	New England Patriots	Head Coach	9	7	0			
2003	New England Patriots	Head Coach	14	2	0	3	0	AFC East Division/Super Bowl Champions
2004	New England Patriots	Head Coach	14	2	0	3	0	AFC East Division/Super Bowl Champions
2005	New England Patriots	Head Coach	10	6	0	1	1	AFC East Division Champions
2006	New England Patriots	Head Coach	12	4	0	2	1	AFC East Division Champions
2007	New England Patriots	Head Coach	16	0	0	2	1	AFC East Division Champions
2008	New England Patriots	Head Coach	11	5	0			
2009	New England Patriots	Head Coach	10	6	0	0	1	AFC East Division Champions
2010	New England Patriots	Head Coach	14	2	0	0	1	AFC East Division Champions
2011	New England Patriots	Head Coach	13	3	0			
37-Year NFL Totals			347	230	1	27	14	
17-Year NFL Head Coach Totals			175	97	0	15	6	
12-Year Patriots Head Coach Totals			139	53	0	14	5	

bold indicates head coaching seasons

AN ASSISTANT WITH THE PATRIOTS

Patriots fans witnessed Belichick's impact on a team firsthand in 1996 when he joined the Patriots after five seasons as the head coach of the Cleveland Browns. That year, the Patriots claimed their first division title in 10 years with an 11-5 record and won their first two playoff games at Foxboro Stadium to advance to Super Bowl XXXI. The 1996 Patriots defense allowed just 19.6 points per game and forced 34 turnovers, second in the AFC. In two playoff games, the defense allowed just nine points combined, propelling the Patriots to a berth in Super Bowl XXXI against Green Bay.

Eight former assistant coaches on Coach Belichick's staffs in Cleveland or New England have gone on to become head coaches at the NFL or collegiate level. One current NFL head coach and three college head coaches worked on Belichick staffs: Detroit's Jim Schwartz, Alabama's Nick Saban, Iowa's Kirk Ferentz and Fresno State's Pat Hill.

PHILANTHROPY

Throughout his career, Coach Belichick has been active in a wide array of charitable endeavors in New England, New York, Cleveland and beyond.

Coach Belichick has been involved in the establishment of scholarship programs in New England, Maryland and Ohio. He has supported and participated in events to aid Wesleyan University, his alma mater, which established a full, four-year scholarship for incoming students, named the Belichick Scholarship. Additionally, he has presented the Steve Belichick Award in conjunction with the Annapolis Touchdown Club. The award, presented in the name of Coach Belichick's father, a longtime Naval Academy assistant coach, honors an Annapolis resident deeply involved in sports without seeking a spotlight for their achievements. He also established a scholarship in his father's memory at Struthers High School in Struthers, Ohio, aiding recipients in achieving their goal of attending college.



In the spring of 2009, Bill Belichick and then Notre Dame head coach Charlie Weiss joined Jon Bon Jovi on stage to help support Hannah and Friends, a foundation created by Weiss to benefit individuals with special needs.

Comment About Bill Belichick

Jeff Davidson, Offensive Line Coach Minnesota Vikings, August 2007

"You pick up a little from a lot of different coaches, but Bill was the smartest guy I've worked with. If I ever had a question about tight end routes or coverages, I always knew where to go to first because he always had all the answers. That's just the way he is. The perception is that Bill is a defensive coordinator, but he could literally coach any position. I was always amazed about how football savvy he was about any position, and any form of offense, just everything to do with the game. He basically taught every assistant how to be a good coach."

Upon returning to New England in 2000, Belichick established an annual scholarship recognizing an outstanding student athlete at Annapolis High School.

Coach Belichick has dedicated his time to sharing his vast experience and insight with high school coaches, many of whom are building their own coaching careers and are shaping the next generation of football players. In 2010, Belichick was the

★ ★ ★ ★ ★ BILL BELICHIK'S TREE ★ ★ ★ ★ ★

Bill Belichick has had strong influences on hundreds of coaching, personnel and football operations staff, many of whom have been hired to coach and manage other teams. Four individuals who served as assistant coaches under Belichick are currently head coaches in the NFL or in college: Kirk Ferentz (Iowa), Nick Saban (Alabama) and Jim Schwartz (Detroit Lions). Additionally, four current NFL general managers were previously in Belichick's program: Thomas Dimitroff (Atlanta), Ozzie Newsome (Baltimore), Scott Pioli (Kansas City) and Mike Tannenbaum (New York Jets). A sampling of hires under Belichick and the elevated positions they currently hold are listed in alphabetical order below:

Name	Original Position	Current Position	Current Team/University
Jim Bates	Defensive Line	Defensive Coordinator	Tampa Bay Buccaneers
Josh Boyer	Coaching Assistant	Defensive Backs Coach	New England Patriots
Nick Caserio	Personnel Assistant	Director of Player Personnel	New England Patriots
Brian Daboll	Coaching Assistant	Offensive Coordinator	Miami Dolphins
Thomas Dimitroff	National Scout	General Manager	Atlanta Falcons
Kirk Ferentz	Offensive Line Coach	Head Coach	University of Iowa
Pepper Johnson	Defensive Assistant	Defensive Line Coach	New England Patriots
Josh McDaniels	Coaching Assistant	Offensive Assistant	New England Patriots
Terry McDonough	Scout	Director of Player Personnel	Jacksonville Jaguars
John Mitchell	Defensive Line	Asst. Head Coach/Defensive Line	Pittsburgh Steelers
Ozzie Newsome	Special Assignment Scout	General Manager and Executive VP	Baltimore Ravens
Matt Patricia	Coaching Assistant	Safeties Coach	New England Patriots
Scott Pioli	Pro Personnel Assistant	General Manager	Kansas City Chiefs
Rob Ryan	Outside Linebackers	Defensive Coordinator	Dallas Cowboys
Nick Saban	Defensive Coordinator	Head Coach	University of Alabama
Jim Schwartz	Scout	Head Coach	Detroit Lions
John Settle	Quality Control (offense)	Running Backs Coach	University of Wisconsin
Darrin Simmons	Coaching Intern	Special Teams Coach	Cincinnati Bengals
Kevin Spencer	Quality Control (offense)	Special Teams Coach	Arizona Cardinals
Mike Tannenbaum	Personnel Intern	General Manager	New York Jets
Cory Undlin	Coaching Assistant	Defensive Assistant Coach	Jacksonville Jaguars
Lionel Vital	Scout	Asst. Director of Player Personnel	Atlanta Falcons
Charlie Weiss	Offensive Coordinator	Offensive Coordinator	University of Florida

keynote speaker at Rutgers University's coaching clinic. In 2009, he addressed more than 500 Florida high school coaches at the Florida Gators Coaching Clinic. In previous years, Belichick has also addressed high school coaches at USA Football's New England Coaching Camp and has spoken with Alabama high school coaches at the Alabama Coaching Clinic. Coach Belichick was also a keynote speaker at the Frank McGuire Foundation's coaching seminar, addressing 600 New York-area high school coaches.

Coach Belichick has also lent his support to numerous foundations and fundraisers. He participated in the Samsung's Four Seasons of Hope annual fundraising gala, where he introduced longtime friend Jon Bon Jovi to a list of honorees that included Joe Torre, Arnold Palmer, Magic Johnson and Boomer Esiason. The star-studded affair raised over \$500,000 to aid children and families in need. He was honored by Roxbury Comprehensive Community Center (RoxComp) and presented with the "Healthy Living Award." He is also a supporter of Hall of Famer Jim Brown's Amer-I-Can Foundation and has made speeches and appearances for Brown's foundation. He also supports Hannah and Friends, a foundation founded by longtime colleague Charlie Weis to benefit individuals with special needs.

In addition, in 2010 Coach Belichick lent his support to a charity called Friends of Jaclyn, an organization that helps children with cancerous brain tumors be "adopted" by teams of all levels. He served as co-chair of a gala event in Boston that raised awareness for Friends of Jaclyn.

Since becoming Patriots head coach, Coach Belichick has participated in dozens of community events in New England, including the Best Buddies Challenge, the March of Dimes Walk America, the Rodman Ride for Kids, RoxComp's Reading is the Best Medicine Program and the Mayors Cup Regatta on the Charles River to benefit AccesSportAmerica, a charity dedicated to the fitness of children and adults with disabilities. He is a supporter of the Pawtucket Police Athletic League. He has also participated in several events benefitting the Lazarus House, a non-profit charity serving the homeless of Merrimack Valley.

While in Cleveland, the Belichick family launched a charitable foundation benefitting the Zelma George Home, a shelter for homeless women and children. The Belichicks also established an annual scholarship awarded to an Annapolis High School senior for academic and athletic achievement.

ACADEMICS

Coach Belichick has received prestigious awards from two alma maters: Wesleyan University and Phillips Academy in Andover, Mass. At Wesleyan's commencement in 2002, Coach Belichick received the prestigious Baldwin Medal, awarded annually by the Wesleyan University Alumni Association. It

recognizes outstanding contributions to public interest and to Wesleyan. In 2005, he received a Doctor of Humane Letters degree from Wesleyan. He was inducted into the Wesleyan University Athletic Hall of Fame in 2008. He is proud to remain close to his Phillips Academy roots, where he was bestowed the Distinguished Alumni Award in 1987 and the Distinguished Service Award in 2008. He was also honored at Phillips Academy when the school declared a day in his honor in 2002. Belichick was also among the 2011 inductees for Phillips Andover Academy's Athletics Hall of Honor.

Coach Belichick has enjoyed several annual offseason visits to New England schools to interact with students. Speaking engagements included visits to Southern Connecticut State University, Boston College, Wesleyan, Brown University, Salem State College, Phillips Andover Academy and a panel discussion on sports at the Fenn School's Alumni Dinner. He was a guest speaker at the 2006 NCAA Lacrosse All-American banquet held at the Final Four in Philadelphia and at the 2008 NCAA Lacrosse Championship Banquet at Gillette Stadium. In 2004, he received honorary doctorates at Boston University and the New England Institute of Technology, where he also delivered the commencement address to over 900 graduates. In 2008, he addressed a group of 100 Foxborough-area middle school students and hosted them at a screening of the movie "The Express." Coach Belichick also delivered the commencement address at Suffield Academy in 2011.

PLAYING

Belichick lettered in football, lacrosse and squash while attending college at Wesleyan University in Middletown, Conn. He earned three letters in football while competing at center and tight end. As a senior, he was named captain of his lacrosse team. He was inducted into the Wesleyan University Athletics Hall of Fame as part of its inaugural class in 2008.

EDUCATION OF A COACH

In 2005, legendary author and historian David Halberstam wrote *The Education of a Coach*, a book which chronicled Bill Belichick's life and career in football.


PERSONAL

Bill Belichick was born April 16, 1952 in Nashville, Tenn. and raised in Annapolis, Md. His father, Steve, played fullback for the Detroit Lions in 1941 and coached for 33 years at the Naval Academy. Bill was a standout prep athlete at Annapolis High, where he has since been inducted into the school's Hall of Fame. He attended Phillips Academy in Andover, Mass., before enrolling at Wesleyan, where he earned his bachelor's degree in economics in 1975.

NEW ENGLAND PATRIOTS WIN 2009-2010 OUTSTANDING OVERALL PLAYER DEVELOPMENT AWARD

After receiving top honors for the team's financial education seminars three of the last four years, the NFL Player Development Department awarded the New England Patriots with the 2009-2010 Outstanding Overall Player Development Award. At the annual meetings in March of 2010, awards were given to the NFL Player Development departments in the areas of financial education, continuing education, career development and life skills, with the Outstanding Overall Player Development Award honoring the club that excels in programming in all four areas of player development.

In addition to their financial education, the NFL Player Development Department identified a few of the Patriots' recent initiatives as strengths of the program, including a safe boating program that was designed to raise awareness of risks after the boating tragedy that claimed the lives of two NFL players in the Gulf of Mexico last year. The team was also credited with their creative implementation of life skills training sessions. Boston Celtics Head Coach Doc Rivers was a guest speaker at one of the sessions this year.



Josh BOYER

★ 12th Coaching Season
★ 6th NFL Season
★ 6th Patriots Season

★★ DEFENSIVE BACKS ★★

COACHING

Josh Boyer is in his third season as defensive backs coach on Head Coach Bill Belichick's staff after being named to the position in 2009. Boyer joined the Patriots as a coaching assistant in 2006, serving in that role for three seasons.

In 2010, Boyer coached a defensive backfield as part of a defense that led the NFL in total take-aways (38), interceptions (25), and was third in fumble recoveries (13).

Under his guidance, 2010 first-round pick Devin McCourty earned a Pro-Bowl berth after he tied for second in the NFL and led all rookies with seven interceptions. The seven interceptions by a Patriots' rookie are second to the right by Mike Haynes in 1976.

Boyer began his coaching career in 2000 as an assistant

coach at King's College (Pa.). He served as a graduate assistant at the University of Dayton (2001) and Kent State (2002-2003) before becoming defensive backs coach at Bryant University in 2004. In 2005, he served as defensive coordinator for the South Dakota School of Mines and Technology.

PLAYING

Boyer was a four-year starter at Muskingum College (Ohio) from 1996-99, playing wide receiver for three years before switching to defensive back as a senior. He was named All-Ohio Athletic Conference as a senior defensive back in 1999.

PERSONAL

Boyer is a native of Heath, Ohio. He was a two-time Academic All-Conference selection at Muskingum. He graduated in 2000 with a degree in physical education and health.

★★★★★ BOYER'S COACHING CAPSULE ★★★★★

Years	Team	Position
2000	King's College (Pa.)	Assistant
2001	University of Dayton	Graduate Assistant
2002-03	Kent State	Graduate Assistant
2004	Bryant University	Defensive Backs
2005	S.D. School of Mines & Technology	Defensive Coordinator
2006-08	New England Patriots	Coaching Assistant
2009-11	New England Patriots	Defensive Backs



Moses CABRERA

★ 12th Coaching Season
★ 1st NFL Season
★ 1st Patriots Season

★★ ASST. STRENGTH & CONDITIONING ★★

COACHING

Moses Cabrera is in his first season as the Patriots assistant strength and conditioning coach. Cabrera was named to the position on March 31, 2011 after one season as an assistant strength coach at the University of Colorado. During his time in Boulder, Cabrera was responsible for the implementation of strength and conditioning programs for the school's football team.

Prior to his season at Colorado, Cabrera spent six years as an assistant strength coach at Fresno State where he was responsible for the design and implementation of strength

and conditioning programs for incoming football players, men's basketball, women's lacrosse and women's soccer.

Cabrera held graduate assistant strength coach positions from 2001-04 at Oral Roberts University, the University of Nebraska at Omaha and Fresno State.

PERSONAL

Moses Cabrera was born on Aug. 20, 1978 and raised in Deming, N.M. Cabrera graduated from Oral Roberts University in 2000 with a bachelor of science in kinesiology health and exercise science. He and his wife, Carly, have a daughter, Chloe.

★★★★★ CABRERA'S COACHING CAPSULE ★★★★★

Years	Team	Position
2000-01	Oral Roberts University	Graduate Assistant
2001-02	University of Nebraska at Omaha	Graduate Assistant
2002-03	Fresno State	Graduate Assistant
2004	University of Nebraska at Omaha	Graduate Assistant
2004-10	Fresno State	Assistant Strength Coach
2011	New England Patriots	Assistant Strength Coach



Ivan
FEARS

★ 36th Coaching Season
★ 21st NFL Season
★ 15th Patriots Season



★ ★ RUNNING BACKS ★ ★

COACHING

Ivan Fears, a 36-year coaching veteran, is in his 21st season in the NFL and his 15th with the New England Patriots in 2011. He returned to New England in 1999 and since then has enjoyed eight division championships, four conference titles and three Super Bowl championships. He is in his ninth season as running backs coach, after having coached New England's wide receivers from 1999-2001 and previously from 1991-92.

Coach Fears led the running backs group to a record-setting season in 2010, ranking in the top 10 in the NFL in rushing yards per game (123.3) and rushing yards per attempt (4.3). Fears' group only fumbled twice on 454 rushing attempts, tops in the NFL. BenJarvus Green-Ellis (1,008) became the first 1,000 rusher since Corey Dillon in 2004. Newcomer Danny Woodhead set a franchise mark with 5.6 yards per carry (minimum 90 attempts), topping Don Calhoun's previous team mark of 5.59 set in 1976. The group ran for 1,973 total yards, averaged better than four yards per carry for the fourth consecutive season and was second in the NFL with 19 rushing touchdowns as part of an attack that finished ninth in the NFL in rushing and eighth in total offense.

Despite starting four different players at the position, the Patriots running game still produced 1,921 yards with 19 rushing touchdowns in 2009 to help the Patriots finish with the third ranked offense and place sixth in the NFL in points scored. For the third consecutive season, the Patriots rushing attack averaged over 4 yards per carry. The Patriots had not achieved that level of consistency at the running back position for the last quarter century.

In 2008, the Patriots had their best rushing season in more than 20 years, averaging 4.4 yards per carry and totaling 2,278 yards and 21 rushing touchdowns. Fears' running backs also helped to consistently sustain drives, as the Patriots led the league in rushing first downs (145) and in drives of 10 plays or longer (38). Sammy Morris set a career high with 727 rushing yards, and Kevin Faulk accounted for 993 total yards from scrimmage.

Fears has helped the Patriots finish in the top 10 in offense six times in the last seven seasons: 2010 (8), 2009 (3), 2008 (5), 2007 (1), 2005 (7) and 2004 (7).

In 2007, the Patriots averaged 4.1 yards per rush in the regular season, posting the team's highest average rushing gain in 22 seasons, and the Patriots' 17 rushing touchdowns were the second highest total for the team in the last 20 years.

In 2006, Fears helped coach a rushing attack that averaged 123.1 yards per game, including a 236-yard rushing performance at Cincinnati (10/1). Corey Dillon became the NFL's active career rushing leader and scored 13 touchdowns on the ground.

The 2005 season saw healthy production from the running backs despite injuries that forced the Patriots to start four different players at the position. Six different running backs combined to rush for 1,388 yards on 395 carries in 2005. Additionally, Dillon tied his then career high with 12 rushing touchdowns despite missing four games due to injury.

In 2004, the Patriots enjoyed one of the finest rushing seasons in franchise history as the team averaged 4.07 yards per carry, the most since 1985 (4.13-yard avg.). The Patriots ran for more than 200 yards in a game on three occasions, including a 210-yard performance in the divisional playoffs. Additionally, the team's 225 rushing yards against Cleveland (12/5) were the most in any game since 1993. Dillon set the team's single-season rushing record with 1,635 yards and led the NFL with an average of 109.0 yards per game in which he appeared.

The 2003 season saw the Patriots exceed the 100-yard rushing plateau as a team in eight of 16 regular-season games, an improvement on their five games exceeding the century mark in 2002. The Patriots also passed the 100-yard mark in two of three postseason contests, including a 127-yard output in their victory in Super Bowl XXXVIII.

Fears took on running backs duties in 2002, and in his first season the position produced 1,508 yards rushing – the second highest total by the Patriots since 1996.

As receivers coach in 2001, Fears helped both Troy Brown and David Patten produce career years. Brown established a franchise record with 101 receptions for a career-high 1,199 yards and earned his first trip to the Pro Bowl. It was Brown's first 1,000-yard season. Patten, who entered the season with just 71 career receptions in four seasons, claimed the starting role opposite Brown and was credited with 51 receptions for 749 yards and four touchdowns.

Fears originally joined the professional coaching ranks as the receivers coach on Dick MacPherson's staff with the Patriots in 1991. After two seasons in New England, he accepted a position with the Bears in Chicago, where he coached the receivers for six seasons (1993-98) before returning to New England in 1999.

In 1991, his receiving corps featured Irving Fryar, Greg McMurtry and Michael Timpson. That year, Fryar turned in the first 1,000-yard season of his career, finishing with 1,014 yards on 68 receptions (14.9 avg.).

In 1993, he joined the Chicago Bears and inherited the team's first-round selection, Curtis Conway. In 1994, the Bears added Jeff Graham, a reserve receiver from the Steelers, and Fears helped develop the two into one of the premier receiving tandems in the league over a two-year span. In his first year with the Bears, Graham started 15 games and led the team with 68 receptions for 944 yards. In 1995, Conway and Graham became the first receiving tandem in franchise history to each record over 1,000 yards receiving in a single season. In 1996, Conway produced a career-high 81 receptions for 1,049 yards and became the first Bear in franchise history to record back-to-back 1,000-yard seasons.

Fears began his coaching career as a graduate assistant at William & Mary in 1976. In 1977, he drew his first positional responsibilities coaching receivers. His next two seasons (1978-79), he coached quarterbacks before accepting the role as receivers coach at Syracuse in 1980, a position he held for the next 10 seasons.



PLAYING

A three-year letterman as a running back at William & Mary (1973-75), his playing career was cut short after undergoing three knee operations during his collegiate career.

PERSONAL

Ivan Fears was born Nov. 15, 1954 in Portsmouth, Va. He grew up in Suffolk, Va., where he starred at John Yates High and was twice named the school's Outstanding Player of the Year. He also earned all-state honors as a senior. Ivan and his wife, Beverly, have three children, Joshua, Aaron and Kimberly.

★★★★★ FEARS' COACHING CAPSULE ★★★★★

Years	Team	Position
1976	William & Mary	Graduate Assistant
1977	William & Mary	Receivers
1978-79	William & Mary	Quarterbacks
1980-90	Syracuse	Receivers
1991-92	New England Patriots	Receivers
1993-98	Chicago Bears	Receivers
1999-01	New England Patriots	Receivers
2002-11	New England Patriots	Running Backs



**Brian
FERENTZ**

- ★ 4th Coaching Season
- ★ 4th NFL Season
- ★ 4th Patriots Season

★★★★★ TIGHT ENDS ★★★★★

COACHING

Brian Ferentz was named tight ends coach for the 2011 season after spending 2010 as an offensive assistant coach. Under his direction, rookie tight ends Rob Gronkowski and Aaron Hernandez made a big impact. Gronkowski finished first among all rookie tight ends with 10 touchdown catches, while Hernandez ranked second with six touchdown receptions. Gronkowski and Hernandez are the first pair of rookie tight ends with at least five touchdowns in the same season in NFL history. Gronkowski's 10 touchdowns rank second in NFL history for a rookie tight end. Only Mike Ditka (12) had more touchdowns as a rookie. Hernandez's 45 receptions in 2010 are the most by a Patriots rookie tight end.

Ferentz spent 2009 as a coaching assistant after serving as a scouting assistant for the Patriots during the 2008 season.

PLAYING

Ferentz played football as an offensive lineman at Iowa from 2001 through 2005. After redshirting in 2001, he became a starter at right guard and center through his college career. As a senior in 2005, he earned honorable mention All-Big Ten, was named a team captain and was selected as recipient of the Hayden Fry "Extra Heartbeat" award.

After going undrafted in the 2006 NFL Draft, Ferentz signed a free agent contract with the Atlanta Falcons in May, 2006. He was released by the Falcons on Sept. 2, 2006, and spent the season on the Falcons' practice squad. He was waived by the Falcons on May 14, 2007 and signed by the New Orleans Saints on Aug. 13, 2007, only to be released by the Saints on Sept. 1, 2007.

PERSONAL

He earned a bachelor's degree in history from Iowa in 2006. He is married to wife, Nicole. Ferentz was born March 28, 1983 in Iowa City, Iowa.

★★★★★ FERENTZ'S COACHING CAPSULE ★★★★★

Years	Team	Position
2009	New England Patriots	Coaching Assistant
2010	New England Patriots	Offensive Assistant Coach
2011	New England Patriots	Tight Ends



Brian FLORES

★ 4th Coaching Season
★ 8th NFL Season
★ 8th Patriots Season

★★ DEFENSIVE ASSISTANT ★★

COACHING

Brian Flores is enjoying his first season as a defensive assistant and his fourth coaching season in 2011. Flores spent 2010 as an offensive assistant/special teams coach. Flores joined the Patriots coaching staff as a coaching assistant in 2008 after four seasons with the Patriots personnel department. He joined the organization in 2004 as a scouting assistant and was assigned pro scouting duties prior to the 2006 season.

PLAYING

Flores joined the Patriots upon his graduation from Boston College, where he was a three-year letter winner

and a two-year starter at linebacker. He was a part of four bowl-winning teams with the Eagles and was a member of the 2003 Big East All-Academic Team.

PERSONAL

A native of Brooklyn, N.Y., Flores attended Poly Prep in Brooklyn, where he was a running back and linebacker. He holds a bachelors degree in English and a master's degree in administrative studies from Boston College.

Flores and his wife Jennifer, a Spanish teacher at Foxboro Regional Charter School, were married in 2009. He was born Feb. 24, 1981 in Brooklyn, N.Y.

★★★★★ FLORES'S COACHING CAPSULE ★★★★★		
Years	Team	Position
2008-09	New England Patriots	Coaching Assistant
2010	New England Patriots	Offensive Assistant/Special Teams
2011	New England Patriots	Defensive Assistant



GEORGE GODSEY

★ 8th Coaching Season
★ 1st NFL Season
★ 1st Patriots Season

★★ OFFENSIVE ASSISTANT ★★

COACHING

George Godsey was added to Head Coach Bill Belichick's staff as an offensive assistant on Feb. 17, 2011.

Godsey spent the last seven seasons (2004-2010) at the University of Central Florida. He was the running backs coach in 2009 and 2010 and the quarterbacks coach from 2005-08 after originally joining the staff as a graduate assistant in 2004.

PLAYING

Godsey played quarterback at Georgia Tech from 1998 through 2001 where he set the record for career completion percentage (63.3) and ranks second in career pass efficiency rating (143.64). During his senior season

at Georgia Tech in 2001, Godsey was coached by current Patriots offensive coordinator/quarterbacks coach Bill O'Brien, who held the same position at Georgia Tech. He later spent one season in the Arena Football League with the Tampa Bay Storm and was part of the 2003 team that won the Arena Bowl title.

PERSONAL

A native of Tampa, Fla., Godsey was born on Jan. 1, 1979 and hails from a strong football family. His father played football for Bear Bryant at Alabama, older brother played at the Air Force Academy and younger brother suited up at both quarterback and tight end for Notre Dame.

★★★★★ GODSEY'S COACHING CAPSULE ★★★★★		
Years	Team	Position
2004	University of Central Florida	Graduate Assistant
2005-08	University of Central Florida	Quarterbacks
2009-10	University of Central Florida	Running Backs
2011	New England Patriots	Offensive Assistant



Patrick GRAHAM

- ★ 10th Coaching Season
- ★ 3rd NFL Season
- ★ 3rd Patriots Season

★★ LINEBACKERS ★★

COACHING

Patrick Graham was appointed linebackers coach for the 2011 season after spending the 2010 season as a defensive assistant coach and 2009 as a coaching assistant. Graham joined the Patriots after two seasons as a graduate assistant at Notre Dame (2007-08), where he worked with the defense. He previously spent three seasons coaching Richmond; one as assistant defensive line coach (2004) and two as tight ends coach (2005-06). Prior to coaching at Richmond, Graham spent two seasons as a graduate assistant at Wagner College (2002-03).

PLAYING

Graham played on the defensive line at Yale, seeing playing time as a junior and senior.

PERSONAL

He earned a bachelor's degree in sociology from Yale in 2001 and had a concentration of studies in economics and African American studies. A decorated student-athlete and Yale Merit Scholar, Graham earned the Jackie Robinson scholarship, Yale University Scholarship, Yankee Gas Scholarship and the State Heisman Trophy.

Graham is married to Pamela, and was born Jan. 24, 1979 in Des Plaines, Ill.

★★★★ GRAHAM'S COACHING CAPSULE ★★★★★

Years	Team	Position
2002-03	Wagner	Graduate Assistant
2004	Richmond	Defensive Line
2005-06	Richmond	Tight Ends
2007-08	Notre Dame	Graduate Assistant
2009	New England Patriots	Coaching Assistant
2010	New England Patriots	Defensive Assistant Coach
2011	New England Patriots	Linebackers



Pepper JOHNSON

- ★ 12th Coaching Season
- ★ 25th NFL Season
- ★ 12th Patriots Season

SUPER BOWLS:

86 90 01 03 04

★★ DEFENSIVE LINE ★★

COACHING

Pepper Johnson is enjoying his 25th season in the NFL, including his 12th season on Bill Belichick's coaching staff. Johnson has been a part of five Super Bowl championship teams, earning a pair of rings during his illustrious 13-year playing career and also contributing to three championship teams as a Patriots assistant coach. All five of his championship rings have been earned while teamed with Coach Belichick.

In 2011, Johnson enters his eighth season mentoring the defensive line after spending three seasons as the Patriots' inside linebackers coach and began his coaching career with New England in 2000 as assistant linebackers coach. Under his guidance last season, the defensive line was a key component of a unit that surrendered only 19.6 points per game (8th in the NFL) and DL Vince Wilfork earned his second straight Pro Bowl invitation (third overall) after leading the defensive line with 87 tackles.

In 2009, the Patriots defense allowed just 17.8 points per game (5th in the NFL) and NT Vince Wilfork earned his second Pro Bowl berth after he led the defensive line with 65 total tackles.

In 2008, the defensive line contributed to a Patriots defense that allowed 19.3 points per game and ranked second in the NFL in forced three-and-outs as the team posted an 11-5 overall record.

In 2007, the defensive line contributed to a Patriots defense that ranked fourth in the league in yards allowed per game (288.3), the least allowed by a Patriots defense since 1979. The defensive line also helped hold opponents to and average of less than 100 yards rushing per game in 2007 and allowed just seven total rushing touchdowns. Defensive end and co-captain Ty Warren finished second on the team in tackles (83) and nose tackle Vince Wilfork was voted to his first Pro Bowl.



In 2006, the defensive line was a key component of a defense that set the franchise record in points allowed per game (14.81). Anchored by the defensive line, the Patriots defense was ranked in the top five in the NFL for the final 10 weeks of the season, and the New England defense ended the season tops in fourth down conversion percentage. Defensive co-captain Richard Seymour was selected to his fifth consecutive Pro Bowl, and Warren had a breakout year, submitting career highs in tackles (117) and sacks (7.5). Wilfork finished fourth on the team with 81 tackles despite missing the final three games, and top reserve Jarvis Green notched a career-high 7.5 sacks.

In 2005, Johnson tutored a defensive line whose performance down the stretch helped the Patriots claim four wins in December to clinch the division title. In those four December games, New England allowed a total of just 125 rushing yards, an average of only 31.3 rushing yards per game. Former first-round draft choices Warren and Wilfork each started all 16 games and reached career-high tackle totals. Wilfork's 91 stops placed second on the team, while Warren's 77 tackles ranked third.

In his first season as defensive line coach in 2004, Johnson successfully integrated young talent with a solid veteran presence to form a versatile unit. The line was key in helping New England's run defense rank sixth in the NFL, and the defensive line accounted for 14.5 sacks on the season. Seymour earned his third straight Pro Bowl nod, while Warren, a second-year pro, and Wilfork, a rookie, each came into their own as top-line NFL starters.

In 2003, Johnson coached an inside linebackers unit that was a key part of a defense that held its opponents to a then franchise-record and NFL-best 14.9 points per game. The inside linebacking corps was a major reason the Patriots ranked fourth in the NFL in run defense in 2003, up from 31st in the league in 2002. In addition, inside linebacker Tedy Bruschi returned two interceptions for touchdowns and credited one of Johnson's practice drills with improving his reaction to the ball.

Johnson originally joined Coach Belichick's staff as part of the NFL's summer coaching fellowship in the summer of 2000. He spent the season with the Patriots as a defensive assistant, working primarily with the linebackers. In 2001, he joined the staff as the inside linebackers coach, the same position at which he excelled for 13 NFL seasons. After injuries sidelined Ted Johnson and Bryan Cox in 2001, Bruschi made the transition from outside to inside linebacker and helped fuel the Patriots defense through a season-ending win streak that culminated with a Super Bowl title. In 2002, linebackers Roman Phifer and Ted Johnson finished first and second in tackles with 109 and 96 tackles, respectively. It was the first time two linebackers led the Patriots in tackles since 1994.

PLAYING

Johnson started 158 of 193 regular season games and played for four different teams during his 13-year NFL career from 1986-98. The two-time Pro Bowl performer won Super Bowl titles as a member of the New York Giants in 1986 and again in 1990. His presence helped form one of the most dominant defensive units in the history of the game. In 13 seasons, he totaled over 1,200 tackles, including 25.5 sacks. He also forced 12 fumbles, recovering eight, and intercepted 14 passes, including two that he returned for touchdowns. In a game against the Tampa Bay Buccaneers in 1991, he set a franchise record with 4.5 sacks. He played seven seasons with the Giants (1986-92) before joining the Cleveland Browns in 1993. In 1994, he recorded a career-high with 207 tackles for the Browns. He signed with the Detroit Lions for one season in 1996 before being reunited with Bill Belichick in New York when he signed with the Jets in 1997. He played two seasons with the Jets before retiring in 1999. In his first season with the Jets, he was voted team captain before the start of the regular season. A midseason injury vs. New England (10/19/97) sidelined him for the remainder of the season, but he returned as team captain and started every game for the Jets in 1998. Prior to his injury, he had not missed a game or a practice in 11-plus NFL seasons.

A two-time co-captain and defensive MVP at Ohio State, Johnson was drafted by the New York Giants in the second round of the 1986 NFL Draft after an All-American campaign as a senior for the Buckeyes in 1985.

PERSONAL

Thomas "Pepper" Johnson was born July 29, 1964 in Detroit, Mich. He was nicknamed "Pepper" by an aunt who observed his ritual of sprinkling pepper on his breakfast cereal as a youngster. After an all-star prep career at MacKenzie High in Detroit, Johnson was named to Michigan's all-decade team for the 1980s. Johnson became a scholar-athlete at Ohio State, where he majored in counseling and physical education. In 1999, his alma mater named him to the school's all-century team. In 2001, he was inducted into the Ohio State Hall of Fame. He formed Pepper Johnson Enterprises, a non-profit community organization that operates in Detroit to support youth and anti-crime programs. Johnson's many philanthropic endeavors have earned him honors for his work with Special Olympics, the March of Dimes, the Make-a-Wish Foundation, Children's Leukemia Foundation and Pepper Johnson's Youth Foundation. He is also a supporter of the Michael Landon Foundation, the Carol M. Baldwin Breast Cancer Research Foundation, Dylan MalaMala Cystic Fibrosis Foundation and the Trey Whitfield Foundation. While in New York, he sponsored a charity golf tournament on Long Island to benefit a home for babies born to drug-addicted mothers. Johnson has a son, Dionte, and a daughter, Aanjeya.

★★★★★ JOHNSON'S COACHING CAPSULE ★★★★★

Years	Team	Position
2000	New England Patriots	Asst. Linebackers
2001-03	New England Patriots	Inside Linebackers
2004-11	New England Patriots	Defensive Line



Harold NASH

★ 7th Coaching Season
★ 7th NFL Season
★ 7th Patriots Season

★★ HEAD STRENGTH & CONDITIONING ★★

COACHING

Harold Nash was promoted to head strength and conditioning coach for the 2011 season. His first six seasons (2005-10) on Head Coach Bill Belichick's staff were as assistant strength and conditioning coach.

Nash's responsibilities with the Patriots include implementing the team's year-round conditioning program. Nash also assists in coordinating the Patriots' player development programs. After receiving top honors for the teams financial education program for three of the last four years, Nash and the Patriots Player Development program were awarded the 2009-10 Outstanding Overall Player Development Award.

Nash is in his seventh season as a full-time coach following an all-star career as a defensive back in the Canadian Football League and is a veteran of 13 seasons of mentoring young athletes. Beginning in 1994 and continuing throughout his CFL tenure, Nash served as an assistant to highly-regarded speed coach Tom Shaw, assisting over 30 college defensive backs in their preparations for the NFL Draft. Starting in 2000, he also worked with the Nike Football Group to teach speed, agility and quickness to some of the nation's top college prospects.

PLAYING

Nash was a defensive back in the Canadian Football League for 11 seasons from 1994-2004. He was a three-time all-star and recorded a total of 367 tackles and 24 interceptions while playing for the Shreveport Pirates (1994-95), Montreal Alouettes (1996-99), Winnipeg Blue Bombers (1999-2003) and Edmonton Eskimos (2004). Nash is Winnipeg's all-time leader in pass knockdowns and was selected to the West All-Star squad while playing with the Blue Bombers in 2000 and 2001. He also earned the nod as a CFL All-Star in 2001 and earned East All-Star recognition in 1997 while playing for Montreal.

Nash attended the University of Southwestern Louisiana (now Louisiana-Lafayette), where he joined the team as a walk-on and played defensive back for four seasons. He was voted a permanent team captain by his peers in recognition of his leadership, and earned the Cajun Spring Training Award from the coaching staff in recognition of his work ethic. Following his college career, Nash signed with the New York Giants as an undrafted free agent and was a member of the team during training camp in 1993.

PERSONAL

Harold Nash, Jr. was born on May 5, 1970 in New Orleans, La. He earned a bachelor of science degree in humanities from the Southwestern Louisiana. Nash and his wife, Dwan, have a son, Harold Nash III.

★★★★★ NASH'S COACHING CAPSULE ★★★★★

Years	Team	Position
2005-10	New England Patriots	Asst. Strength and Conditioning
2011	New England Patriots	Head Strength and Conditioning



Bill O'BRIEN

★ 19th Coaching Season
★ 5th NFL Season
★ 5th Patriots Season

★★ OFFENSIVE COORD./QUARTERBACKS ★★

COACHING

Bill O'Brien was appointed to offensive coordinator/quarterbacks coach in 2011 following two seasons as quarterbacks coach (2009-10) and one season as wide receivers coach (2008). He originally joined the Patriots as a coaching assistant in 2007, following 14 seasons coaching at the collegiate level.

Last season, New England led the NFL in scoring with 32.4 points per game and ranked eighth in total offense. The 518 points scored were first in the league and second in team history to the NFL-record 589 points scored in 2007 and seventh in NFL history. Under O'Brien's tutelage, Tom Brady became the first unanimous Associated Press

MVP. Brady was also a unanimous AP First Team All Pro selection and earned his sixth Pro Bowl selection. Brady set NFL records with 335 consecutive pass attempts without an interception, nine straight games with two touchdown passes and no interceptions, and he led the league with 36 touchdown passes and a 9:1 touchdown/interception ratio.

In 2009, the Patriots offense finished third in the NFL after averaging 397.3 yards in total offense. That total is the second highest in team history to the 411.3 yards in total offense per game in 2007. Under O'Brien's guidance, Tom Brady was elected to his fifth Pro Bowl and posted his third season with 4,000 yards after finishing with 4,398 passing yards, second only to his team-record 4,806 yards passing

he had in 2007. Brady also finished with 28 touchdown passes for his fifth season with 25 or more touchdowns. The Patriots finished sixth in the NFL in 2009 with 427 points, a total that ranks fifth in team history.

In 2008, Patriots wide receivers contributed to an offense that posted the third highest yardage output in franchise history, despite the loss of starting quarterback Tom Brady in Week 1. Wes Welker produced his second consecutive season with 100-plus receptions and was selected to his first Pro Bowl. Both Welker and Randy Moss posted 1,000-yard receiving seasons in 2008, each achieving the first back-to-back 1,000-yard seasons in franchise history.

Prior to entering the NFL, O'Brien coached in the Atlantic Coast Conference for 12 seasons, including tenures at Georgia Tech (1995-2002), Maryland (2003-04) and Duke (2005-06).

O'Brien completed a two-year tenure at Duke as offensive coordinator and quarterbacks coach from 2005-06. O'Brien joined the Duke coaching staff after spending two seasons as the running backs coach at the University of Maryland. In his first season with Maryland in 2003, the Terrapins finished second in the ACC in rushing and defeated West Virginia in the Gator Bowl.

O'Brien spent eight seasons at Georgia Tech (1995-

2002), and served as the Yellow Jackets' offensive coordinator and quarterbacks coach in his final two seasons. In addition to his normal duties, he also served as an assistant head coach in 2002 and was Georgia Tech's recruiting coordinator from 1999-2000. He spent his first three seasons at Georgia Tech as an offensive graduate assistant (1995-97), before beginning a three-year stint as the Yellow Jackets' running backs coach (1998-2000). In each of O'Brien's three seasons coaching the running backs, Georgia Tech finished no lower than third in the conference in rushing. During his two-year tenure as offensive coordinator (2001-02), the team played in a bowl game each season. In 2001, under O'Brien's direction, the Yellow Jackets led the ACC in passing and finished third in the league in scoring.

O'Brien began his coaching career at Brown, coaching tight ends in 1993 and tutoring inside linebackers in 1994.

PLAYING

O'Brien was a linebacker and defensive end at Brown University from 1990-92.

PERSONAL

Bill O'Brien was born on October 23, 1969 in Dorchester, Mass. and raised in Andover. He and his wife, Colleen, have two sons, Jack and Michael.

★ ★ ★ ★ ★ O'BRIEN'S COACHING CAPSULE ★ ★ ★ ★ ★

Years	Team	Position
1993	Brown University	Tight Ends
1994	Brown University	Inside Linebackers
1995-97	Georgia Tech	Graduate Assistant
1998-00	Georgia Tech	Running Backs
2001	Georgia Tech	Offensive Coordinator
2002	Georgia Tech	Asst. Head Coach/Offensive Coordinator
2003-04	Maryland	Running Backs
2005-06	Duke	Offensive Coordinator
2007	New England Patriots	Coaching Assistant
2008	New England Patriots	Wide Receivers
2009-10	New England Patriots	Quarterbacks
2011	New England Patriots	Offensive Coordinator/Quarterbacks



Scott O'BRIEN

★ 30th Coaching Season
★ 21st NFL Season
★ 3rd Patriots Season

★ ★ SPECIAL TEAMS ★ ★

COACHING

Scott O'Brien was hired as the Patriots' special teams coach on Feb. 3, 2009 and is in his 21st NFL season in 2011. Prior to joining the Patriots, he spent two seasons as the Denver Broncos' special teams coordinator. He served as the special teams coach on Head Coach Bill Belichick's staff with the Cleveland Browns from 1991-95. O'Brien was named the NFL Special Teams Coach of the Year by his peers in 1994.

O'Brien has previously served as special teams coach for four NFL teams – Cleveland (1991-95), Baltimore (1996-98), Carolina (1999-2004) and Denver (2007-08). Additionally, he took on added responsibilities as Carolina's assistant head coach for his six-year tenure with the Panthers and also spent two seasons (2005-06) with the Miami Dolphins as coordinator of football operations/assistant to the head coach on Nick Saban's staff.

2010 was a truly successful season for Coach O'Brien's special teams units. The Patriots scored four touchdowns on special teams, tied for the most under O'Brien's watch in his 18 seasons as a special teams coach. Brandon Tate returned two second-half kickoffs for touchdowns - a 97 yarder at home vs. Cincinnati (9/12) and a 103 yarder at Miami (10/4). In that same Monday night game in Miami, Patrick Chung blocked a second half punt and a field goal, becoming the first NFL player since 2003 to do both in a single game. Under O'Brien's tutelage, Julian Edelman set a franchise record for the best punt return average in a single season with a 15.3-yard punt return average in 2010. Edelman set another franchise record with a 94-yard punt return for a touchdown in the second quarter vs. Miami (1/2).

In 18 seasons as an NFL special teams coach, O'Brien's units have produced 34 special teams touchdowns –

including 19 punt returns for touchdowns, 11 kickoff returns for touchdowns, two blocked field goals for a touchdown one fake field goal for a touchdown and one blocked punt for a touchdown. Of the 12 NFL players that have returned two punts for a touchdown in the same game, three have done so under the guidance of Scott O'Brien: Eric Metcalf with Cleveland in 1993, Jermaine Lewis with Baltimore in 1997 and Steve Smith with Carolina in 2002.

While there have been 12 teams that have had two kickoff returns for a touchdown in the same game, there has been only one time in NFL history that two different players have returned kickoffs for a touchdown in the same game since the 1970 merger. That accomplishment occurred under O'Brien in Baltimore during the 1998 season when Patrick Johnson and Corey Harris returned consecutive kickoffs for a touchdown vs. Minnesota on Dec. 13. It is also the only time since the merger that two different players have returned consecutive kicks for a touchdown.

Over six seasons from 1999-2004, O'Brien served as the Carolina Panthers' assistant head coach/special teams, presiding over a unit that produced 11 special teams touchdowns during that period while allowing the lowest opponent kickoff return average (19.8) over that span. During O'Brien's tenure in Carolina, the Panthers had a league-high six kickoffs returned for touchdowns and were one of only two NFL teams to not allow a kickoff return for a touchdown over that span.

O'Brien began his NFL coaching career when Belichick hired him to coach the Cleveland Browns' special teams in

1991. During O'Brien's five seasons with the Browns (1991-95), Cleveland tied for the NFL lead with eight special teams touchdowns while also becoming the only NFL team to not allow a special teams score over that span. Under O'Brien's tutelage, Cleveland punt returner Eric Metcalf earned Pro Bowl honors in 1993 and 1994 while leading the NFL with four punt returns for touchdowns over those two seasons.

When the Browns franchise moved to Baltimore and became the Ravens in 1996, O'Brien remained with the club and served for three more seasons (1996-98) as special teams coach. Baltimore had six special teams touchdowns in those three seasons, including four on punt returns.

O'Brien coached for 11 seasons in the college ranks before entering the NFL. He got his start in coaching at his alma mater, working as an assistant coach at Wisconsin-Superior from 1980-82. He went on to coach linebackers and special teams at UNLV (1983-85) and Rice (1986), and also served a four-year stint (1987-90) as the special teams coach at Pittsburgh before entering the NFL in 1991.

PLAYING


O'Brien played linebacker at Wisconsin-Superior and following his collegiate career he was signed to contracts by the Green Bay Packers and the Toronto Argonauts of the Canadian Football League.

PERSONAL

O'Brien was born on June 25, 1957 in Superior, Wisc. He is married to the former Shawn Kinney, who earned her doctorate degree in psychology from Pittsburgh.

★ ★ ★ ★ O'BRIEN'S COACHING CAPSULE ★ ★ ★ ★

Years	Team	Position
1980-82	Wisconsin-Superior	Assistant Coach
1983-85	Nevada-Las Vegas	Linebackers/Special Teams
1986	Rice University	Linebackers/Special Teams
1987-90	University of Pittsburgh	Special Teams
1991-95	Cleveland Browns	Special Teams
1996-98	Baltimore Ravens	Special Teams
1999-04	Carolina Panthers	Asst. Head Coach/Special Teams
2005-06	Miami Dolphins	Coordinator of Football Ops/Assistant to the Head Coach
2007-08	Denver Broncos	Special Teams Coordinator
2009-11	New England Patriots	Special Teams



**Chad
O'SHEA**

★ 16th Coaching Season
★ 9th NFL Season
★ 3rd Patriots Season

★ ★ WIDE RECEIVERS ★ ★

COACHING

Chad O'Shea was hired as the Patriots' receivers coach on Feb. 25, 2009. He is entering his 16th coaching season and his ninth NFL season.

Last season saw the return of one of the most prolific postseason receivers of all time to the Patriots roster. With Deion Branch back on the team, the Patriots passing game flourished, finishing second in the NFL in net yards per passing play. Under Coach O'Shea's tutelage, Branch had a resurgent season and Wes Welker had another stellar year after successfully returning from a serious knee injury suffered late in the 2009. Welker tied for sixth in the NFL with 86 catches, earning his third straight Pro Bowl invitation.

In 2009, Wes Welker (1,348) and Randy Moss (1,264) both went over 1,000 yards receiving. Welker led the NFL with 123 receptions, while Moss tied for the NFL lead with 13 touchdown receptions.

O'Shea joined the Patriots in 2009 after spending three seasons as offensive assistant/wide receivers coach for the Minnesota Vikings (2006-08), assisting Minnesota's offensive coordinator and the Vikings' wide receivers coach. In 2008, Minnesota wide receiver Bernard Berrian ranked second in the NFL with an average of 20.8 yards per catch and the Vikings offense led the NFL with 13 touchdown receptions of 20 yards or longer. In 2007, the Vikings offense tied a team record with 19 plays of 50 yards or longer.

O'Shea's first NFL experience came with the Kansas City Chiefs, where he served as a volunteer special teams assistant in 2003 and assisted with special teams and linebackers for two seasons from 2004-05. In 2003, Kansas City had an NFL-best four special teams touchdowns while leading the NFL in both kick return and punt return average. The following season, the Chiefs set a team record for kick return yards (1,820) as Dante Hall returned two kickoffs for touchdowns.

Prior to entering the NFL, O'Shea spent seven years coaching in the college ranks at his alma mater, the University of Houston (1996-99), and Southern Mississippi (2000-02). After graduation, he was a graduate assistant at Houston in 1996 and was hired as Houston's wide receivers coach in 1997. He took over as TEs/special teams coach in 1998 and added the title of recruiting coordinator in 1999. In 2000, he began a three-year stint as Southern Mississippi's special teams coach and recruiting coordinator. During his time with the Eagles, his units blocked 21 kicks.

PLAYING

O'Shea played quarterback at Marshall University for two seasons (1991-92) before finishing his playing career at Houston (1994-95). He was team captain his senior season at Houston.

PERSONAL

Chad O'Shea was born on Dec. 18, 1972 in Houston. His father, Mike, served as a longtime athletic trainer in the collegiate and NFL ranks, including a stint with the Baltimore Colts. O'Shea received his bachelor's degree in psychology in 1995 from Houston. Chad and his wife, Melissa, have two daughters, Claire and Grace, and a son, Mick.

★ ★ ★ ★ O'SHEA'S COACHING CAPSULE ★ ★ ★ ★

Years	Team	Position
1996	University of Houston	Graduate Assistant
1997	University of Houston	Wide Receivers
1998	University of Houston	Tight Ends/Special Teams
1999	University of Houston	Tight Ends/Special Teams/Recruiting Coordinator
2000-02	Southern Mississippi	Special Teams/Recruiting Coordinator
2003	Kansas City Chiefs	Volunteer/Assistant Special Teams
2004-05	Kansas City Chiefs	Assistant Special Teams/LBs
2006-08	Minnesota Vikings	Offensive Assistant/WRs
2009-11	New England Patriots	Wide Receivers



Matt PATRICIA

★ 14th Coaching Season
★ 8th NFL Season
★ 8th Patriots Season

SUPER BOWLS:
04

★ ★ SAFETIES ★ ★

COACHING

Matt Patricia's eighth year coaching in the NFL will be his first as safeties coach in 2011 after five seasons as the Patriots' linebackers coach.

Last season, inside linebacker and co-captain Jerod Mayo led the NFL with 193 tackles, earned a spot on the Associated Press All-Pro team and his first Pro Bowl berth. Gary Guyton became the first Patriots player to score two defensive touchdowns in a season since Tedy Bruschi in 2003 when he returned an interception 59 yards for a touchdown in the season opener vs. Cincinnati (9/12) and picked up a fumble for a 35 yard score at Chicago (12/12). Coach Patricia tutored a linebacking corps that allowed the eighth fewest points per game in 2010 (19.6), including an average of only 9.4 over the final five games.

In 2009, Mayo and Guyton finished first and second on the team in total tackles, and outside linebacker Tully Banta-Cain became just the second Patriots player to record 10 sacks in the past 14 years. As a unit, the linebackers contributed 22 of the team's 31 sacks and helped limit opponents to an average of 17.8 points per game, fifth best in the NFL.

In 2008, Patricia tutored Mayo, the rookie linebacker who led the Patriots and all NFL rookies and ranked 10th overall in the NFL in tackles. Overall, eight different players started games for the Patriots at linebacker that season, while Mayo excelled, earning Associated Press Defensive Rookie of the Year honors.

In 2007, Patriots linebackers contributed to a defense that ranked fourth in the league in yards allowed per game (288.3) and second in total sacks (47). Mike Vrabel tallied a career-high 12.5 sacks, the third-highest single-season total in Patriots history. Inside linebacker Tedy Bruschi led the team in tackles for the second straight year with 99 and veteran linebacker Junior Seau recorded a career-high three interceptions.

In 2006, the Patriots linebackers were a key component of a defense that set the franchise record in points allowed per game (14.81) and was ranked in the top 5 in the NFL in rush defense for the final 10 weeks of the season. The Patriots linebackers also helped hold the line on a defense that was tops in the league in opponents' fourth down conversions and passer rating within the 30-yard line.

In 2005, Patricia assisted in tutoring an offensive line that allowed just 28 sacks, marking the first time in a decade the Patriots had allowed fewer than 30 sacks in two straight seasons.

Prior to joining the Patriots, Patricia spent six seasons in the college ranks. Immediately preceding his move to the NFL, he was an offensive graduate assistant at Syracuse for three seasons. Prior to joining the Orangemen, he spent two seasons (1999-2000) as the defensive line coach at Amherst College. Patricia's first coaching experience came in 1996, when he served as a graduate assistant at his alma mater, Rensselaer Polytechnic Institute.

PLAYING


Patricia was a standout offensive lineman at R.P.I., playing both center and guard. He helped his senior class to an overall record of 31-8 and the Engineers won three ECAC Championships during his collegiate career.

PERSONAL

Matt Patricia was born on Sept. 13, 1974 and was raised in Sherrill, N.Y. He attended Vernon-Verona-Sherrill Central School, where he lettered in football and wrestling. He earned his bachelor's degree in aeronautical engineering from R.P.I. and later earned a master's degree in education from the University of Massachusetts. Matt and his wife, Raina, were married in the summer of 2009 and have a son, Dominic.

★ ★ ★ ★ PATRICIA'S COACHING CAPSULE ★ ★ ★ ★

Years	Team	Position
1996	R.P.I.	Graduate Assistant
1999-00	Amherst	Defensive Line
2001-03	Syracuse	Graduate Assistant
2004	New England Patriots	Coaching Assistant
2005	New England Patriots	Assistant Offensive Line
2006-10	New England Patriots	Linebackers
2011	New England Patriots	Safeties



Dante
SCARNECCHIA

★ 42nd Coaching Season
★ 30th NFL Season
★ 28th Patriots Season

SUPER BOWLS:
01 03 04

★ ★ ASST. HEAD COACH/OFFENSIVE LINE ★ ★

COACHING

Dante Scarnecchia is a 42-year coaching veteran who is enjoying his 30th season as an NFL assistant. He owns the longest coaching tenure in Patriots history, now entering his 28th season on the Patriots sidelines. Since joining the Patriots in 1982, he has spent all but two seasons (1989-90) in Foxborough.

Scarnecchia has the distinction of being the only coach in franchise history to be a member of all six Super Bowl teams. He has been on the Patriots coaching staff during 15 of the franchise's 18 playoff appearances and has coached in 32 of the 36 playoff games in team history.

For the 13th consecutive season, Scarnecchia's primary responsibility will be the offensive line, a position he has coached for 26 of his 42 seasons in the profession. Bill Belichick named Scarnecchia the Patriots assistant head coach/offensive line coach on Feb. 1, 2000.

Last season, Scarnecchia's offensive line paved the way for the eighth-ranked offense in the NFL, New England's second highest rushing average since 1983 (4.3 yards per carry) and its 11th 1,000-yard rusher in franchise history in BenJarvus Green-Ellis (1,008). Scarnecchia also coached tackle Matt Light and guard Logan Mankins to their third Pro Bowl selections. Mankins was also named Associated Press First Team All-Pro, and tackle Sebastian Vollmer was named to the second team.

In 2009, the Patriots' offensive line allowed just 18 sacks, the fewest in New England history since the NFL moved to a 16-game schedule in 1978. The previous best was 21 sacks in 2007.

In 2008, the offensive line helped produce the best rushing season in more than 20 years for the Patriots. New England averaged 4.4 yards per carry and totaled 2,278 yards and 21 rushing touchdowns. The offensive line also helped to consistently sustain drives, as the Patriots led the league in drives of 10 plays or longer (38) and in rushing first downs (145).

In 2007, Scarnecchia was named SI.com's NFL Assistant Coach of the Year. Anchored by an offensive line that sent three players to the Pro Bowl (C Dan Koppen, T Matt Light and G Logan Mankins), the Patriots offense broke several NFL records, including total points and touchdowns. The offensive line powered a Patriots rushing attack that posted the franchise's highest average yards per rush in 22 years (4.10). The offensive line also allowed just 21 sacks in the regular season, the lowest total for the franchise since the NFL adopted a 16-game schedule. Protected by the line, NFL MVP Tom Brady broke the NFL record for touchdown passes in a season (50) and led the league in both passing yards (4,806, also a franchise record) and passer rating (117.2, also a franchise record).

New England's protection up front was a significant contributor to the team's three Super Bowl winning seasons. In 2004, the line opened holes for running back Corey Dillon to set a single-season franchise record with 1,635 rushing yards and led the NFL with 109.0 yards per game played. In 2003, the offensive line did not allow a sack in any of the team's three postseason games despite 126 pass attempts. In 2001, Scarnecchia worked with a unit that featured three new starters, but still produced a powerful rushing attack and a balanced passing attack on

the way to the franchise's first Super Bowl victory.

Prior to becoming offensive line coach, Scarnecchia coached the Patriots special teams units for two seasons (1997-98).

Scarnecchia originally joined the Patriots and made his NFL coaching debut in 1982 as a member of Ron Meyer's staff. He coached the tight ends and special teams for the Patriots for seven seasons (1982-88) before moving on to Indianapolis with Meyer in 1989. He rejoined the Patriots in 1991 after spending two seasons (1989-90) as the Colts offensive line coach. From 1991 to 1992, he coached the tight ends and special teams on Dick MacPherson's staff. On Nov. 4, 1992, MacPherson fell ill and appointed Scarnecchia to serve as the team's spokesman in his absence. Scarnecchia fulfilled the obligation for seven of the Patriots' final eight games and held the responsibilities of the head coach for both of the Patriots' victories that season.

In 1993, he was the only Patriots assistant retained from the previous staff. He was appointed special assistant from 1993-94, which was re-defined as defensive assistant from 1995-96. During that time, he assisted defensive coordinator Al Groh with the development of the team's linebacking corps.

His coaching career began in 1970 as the offensive line coach at California Western University. He moved to Iowa State in 1973, where he served as the assistant offensive line and assistant defensive backfield coach. He spent the 1975 and 1976 campaigns at Southern Methodist University, before becoming the University of Pacific's offensive line coach and recruiting coordinator from 1977 through 1978. In 1979, Scarnecchia coached at Northern Arizona and then accepted an opportunity to return to Meyer's staff at SMU as the offensive line coach in 1980 and 1981. In 1982, Meyer was hired as the head coach of the New England Patriots and Scarnecchia was among a number of the SMU assistants who joined Meyer's staff in New England.

PLAYING

Scarnecchia played offensive guard and center at California Western University from 1968-70. He began his collegiate career at Taft Junior College in 1966 before transferring to California Western.

PERSONAL

Dante Scarnecchia was born Feb. 15, 1948, in Los Angeles, Calif. He holds a master's degree in physical education from U.S. International. Dante and his wife, Susan, have a daughter, Lisa, and a son, Steve.

★ ★ ★ ★ ★ SCARNECCHIA'S COACHING CAPSULE ★ ★ ★ ★ ★

Years	Team	Position
1970-72	California Western	Offensive Line
1973	Iowa State	Offensive Line Assistant
1974	Iowa State	Defensive Backs Assistant
1975-76	Southern Methodist	Offensive Line
1977-78	Pacific	Offensive Line/Recruiting Coordinator
1979	Northern Arizona	Offensive Line
1980-81	Southern Methodist	Offensive Line
1982-88	New England Patriots	TEs/Special Teams
1989-90	Indianapolis Colts	Offensive Line
1991-92	New England Patriots	TEs/Special Teams
1993-94	New England Patriots	Special Assistant
1995-96	New England Patriots	Defensive Asst./LBs
1997-98	New England Patriots	Special Teams
1999	New England Patriots	Offensive Line
2000-11	New England Patriots	Asst. Head Coach/OL

★ ★ ★ ★ ★ ALL-TIME COACHING RECORDS ★ ★ ★ ★ ★

(Listed chronologically)

Coach	Seasons	Years	Regular Season W-L-T	Win Pct.	Postseason W-L	Career W-L-T	Career Win Pct.
Lou Saban*	1.5	1960-61	7-12-0	.368	0-0	7-12-0	.368
Mike Holovak	7.5	1961-68	52-46-9	.528	1-1	53-47-9	.528
Clive Rush**	1.5	1969-70	5-16-0	.238	0-0	5-16-0	.238
John Mazur***	2.0	1970-72	9-21-0	.300	0-0	9-21-0	.300
Phil Bengtson	0.5	1972	1-4-0	.200	0-0	1-4-0	.200
Chuck Fairbanks	6.0	1973-78	46-39-0	.541	0-2	46-41-0	.529
Bullough-Erhardt#		1978	0-1-0	.000	0-0	0-1-0	.000
Ron Erhardt#	3.0	1979-81	21-27-0	.438	0-0	21-27-0	.438
Ron Meyer##	2.5	1982-84	18-15-0	.545	0-1	18-16-0	.529
Raymond Berry	5.5	1984-89	48-39-0	.552	3-2	51-41-0	.554
Rod Rust	1.0	1990	1-15-0	.063	0-0	1-15-0	.063
Dick MacPherson	2.0	1991-92	8-24-0	.250	0-0	8-24-0	.250
Bill Parcells	4.0	1993-96	32-32-0	.500	2-2	34-34-0	.500
Pete Carroll	3.0	1997-99	27-21-0	.563	1-2	28-23-0	.549
Bill Belichick	11.0	2000-10	126-50-0	.716	14-5	140-55-0	.718
All-Time Totals	51.0	1960-2010	401-362-9	.525	21-15	422-377-9	.528

*Released after five games in 1961 **Released after seven games in 1970 ***Released after nine games in 1972

#Ron Erhardt and Hank Bullough served as co-head coaches during Chuck Fairbanks' one-game suspension (12/18/78).

##Released after five games in 1984.

★ ★ ★ ★ ★ POSTSEASON GAMES ★ ★ ★ ★ ★

Coach	Games	Years	W-L-T	Pct.
Mike Holovak	2	1963	1-1-0	.500
Chuck Fairbanks	2	1976, 1978	0-2-0	.000
Ron Meyer	1	1982	0-1-0	.000
Raymond Berry	5	1985, 1986	3-2-0	.600
Bill Parcells	4	1994, 1996	2-2-0	.500
Pete Carroll	3	1997, 1998	1-2-0	.333
Bill Belichick	19	2001, 2003-07, 2009, 2010	14-5-0	.737
Postseason Totals	36	18 Years	21-15-0	.583

★ ★ ★ ★ ★ PRESEASON GAMES ★ ★ ★ ★ ★

Coach	Games	Years	W-L-T	Pct.
Lou Saban	9	1960-61	7-2-0	.778
Mike Holovak	32	1962-68	5-27-0	.156
Clive Rush	9	1969-70	2-7-0	.222
John Mazur	12	1971-72	3-9-0	.250
Chuck Fairbanks	34	1973-78	20-13-1	.603
Ron Erhardt	12	1979-81	7-5-0	.583
Ron Meyer	12	1982-84	3-9-0	.250
Raymond Berry	21	1985-89	10-11-0	.476
Rod Rust	4	1990	0-4-0	.000
Dick MacPherson	8	1991-92	2-6-0	.250
Bill Parcells	16	1993-96	8-8-0	.500
Pete Carroll	13	1997-99	7-6-0	.538
Bill Belichick	45	2000-010	25-20-0	.556
Preseason Totals	227	1960-2010	99-127-1	.436

★ ★ ★ ★ ★ OPENING DAY GAMES ★ ★ ★ ★ ★

Coach	Games	Years	W-L-T	Pct.
Lou Saban	2	1960-61	0-2-0	.000
Mike Holovak	7	1962-68	3-4-0	.429
Clive Rush	2	1969-70	1-1-0	.500
John Mazur	2	1971-72	1-1-0	.500
Chuck Fairbanks	6	1973-78	2-4-1	.357
Ron Erhardt	3	1979-81	1-2-0	.333
Ron Meyer	3	1982-84	2-1-0	.667
Raymond Berry	5	1985-89	5-0-0	1.000
Rod Rust	1	1990	0-1-0	.000
Dick MacPherson	2	1991-92	1-1-0	.500
Bill Parcells	4	1993-96	1-3-0	.250
Pete Carroll	3	1997-99	2-1-0	.667
Bill Belichick	11	2000-10	8-3-0	.727
Opening Day Totals	51	1960-2010	27-24-0	.529



★ ★ ★ ★ ★ ALL-TIME COACHING ROSTER ★ ★ ★ ★ ★

NAME	POSITION	TOTAL YEARS	YEARS OF SERVICE	NAME	POSITION	TOTAL YEARS	YEARS OF SERVICE
Atkins, David	Offensive Backs	1	1993	Meyer, Ron	Head Coach	2.5	1982-84
Beatty, Bruce	Offensive Line	4	1969-72	Miller, Bumie	Special Teams	1	1972
Belichick, Bill	Asst. Head Coach/Secondary	1	1996	Miller, Red	Offensive Line	6	1960-61, 73-76
	Head Coach	11	2000-11	Moore, Myrel	Outside Linebackers	2	1991-92
Bengtson, Phil	Head Coach (Interim)	1/16	1972	Mora, Jim	Defensive Coordinator	1	1982
Berry, Raymond	Receivers	4	1978-81	Morriss, Guy Asst.	Offensive Line	2	1988-89
	Head Coach	5.5	1984-89	Muir, Bill	Offensive Line	3	1982-84
Blackmon, Don	Staff Assistant	1	1988	Nash, Harold	Asst. Strength & Conditioning	6	2005-10
	Linebackers	2	1989-90		Strength & Conditioning	1	2011
Brittman, Dean	Strength/Conditioning	3	1985-87	Nelsen, Bill	Quarterbacks	2	1973-74
Brasher, Tommy	Linebackers	3	1982-84	Nelson, Steve	Linebackers	1	1990
Bruney, Fred	Defensive Backfield	2	1962-63	O'Brien, Bill	Wide Receivers	1	2008
Bryant, Cleve	Offensive Backfield	3	1982-84		Quarterbacks	2	2009-10
Boudreau, Paul	Offensive Line	1	1997-98		Offensive Coordinator/QBs	1	2011
Boyer, Josh	Defensive Backs	3	2009-11	O'Brien, Scott	Special Teams	3	2009-11
Brown, Corwin	Defensive Backs	1	2010	O'Shea, Chad	Receivers	3	2009-11
Bullough, Hank	Defensive Line	7	1973-79	Palmer, Chris	Wide Receivers	4	1993-96
 Cabrera, Moses	Asst. Strength & Conditioning	1	2011	Parcells, Bill	Linebackers	1	1980
Campbell, Marion	Defensive Line	2	1962-63		Head Coach	4	1993-96
Capers, Dom	Special Asst./Secondary	1	2008		Strength/Conditioning	7	1993-99
Cappelletti, Gino	Special Teams	3	1979-81	Parilli, Babe	Quarterbacks	1	1981
Carroll, Pete	Head Coach	3	1997-99	Patricia, Matt	Asst. Offensive Line	1	2001
Carlton, Maurice	Offensive Assistant	2	1994-95		Linebackers	5	2006-10
	Running Backs	1	1996		Safeties	1	2011
Carr, Jim	Defensive Backfield	5	1985-89	Patterson, Andre	Defensive Assistant	1	1997
Caruthers, LeBaron	Strength & Conditioning	3	1982-84	Paul, Markus	Asst. Strength & Conditioning	5	2000-04
Caserio, Nick	Wide Receivers	1	2007	Pees, Dean	Linebackers	2	2004-05
Collier, Joe	Defensive Backfield	2	1960-61		Defensive Coordinator	4	2006-09
	Defensive Coordinator	2	1991-92	Pelini, Bo	Linebackers	3	1997-99
Collier, Joel	Asst. Running Backs/WR	2	1991-92	Perkins, Ray	Receivers	4	1974-77
	Asst. Secondary	1	2005		Offensive Coordinator	4	1993-96
	Secondary	2	2006-07	Polonchek, John	QBs/Special Asst. to Coach	12	1975-80, 85-90
Coury, Dick	Offensive Coordinator	2	1991-92	Pope, Mike	Running Backs	1	1994
Crennel, Romeo	Defensive Line	4	1993-96		Tight Ends	2	1995-96
	Defensive Coordinator	1	2001	Raye, Jimmy	Offensive Coordinator/QBs	1	1990
	Defensive Coordinator/DL	2	2002-03	Rehbein, Dick	Quarterbacks	2	2000-01
	Defensive Coordinator	1	2004	Reilly, Jack	Quarterbacks	2	1998-99
Crosby, Steve	Special Teams/Tight Ends	1	1990	Richardson, Jesse	Defensive Line	5	1965-69
Daboll, Brian	Wide Receivers	5	2002-06	Ringo, Jim	Offensive Line	4	1978-81
Davidson, Jeff	Tight Ends	1	1997	Roach, Dick	Defensive Backs	1	1981
	Asst. Offensive Line	4	1998-01	Rowan, Keith	Special Teams	1	1989
	Asst. Offensive Line/TEs	3	2002-04	Rush, Clive	Head Coach	1.5	1969-70
Davis, Don Asst.	Strength & Conditioning	1	2007	Rust, Rod	Defensive Coordinator	5	1983-87
Dotsch, Rolie	Outside Linebackers	2	1975-76		Head Coach	1	1990
Elias, Bill	Defensive Backfield	2	1968-70	Rutigliano, Sam	Off. Backs/Receivers	3	1971-73
Endicott, Steve	Receivers	2.5	1982-84	Ryan, Rob	Linebackers	1	2000
Erber, Lew	Offensive Coordinator/QBs	3	1982-84		Outside Linebackers	3	2001-03
Erhardt, Ron	Offensive Backfield	6	1973-78	Saban, Lou	Head Coach	1.5	1960-61
	Head Coach	3	1979-81	Scameccchia, Dante	Special Teams/TEs	7	1982-88
Evans, Dick	Defensive Line	2	1971-72		Special Teams/TEs	2	1991-92
Fairbanks, Chuck	Head Coach	6	1973-78		Special Assistant	2	1993-94
Fears, Ivan	Wide Receivers	5	1991-92, 99-01		Defensive Asst./LBs	2	1995-96
	Running Backs	10	2002-11		Special Teams	2	1997-98
Ferentz, Brian	Offensive Assistant	1	2010		Offensive Line	1	1998
	Tight Ends	1	2011		Asst. Head Coach/Off. Line	12	2000-11
Fletcher, Tom	Defensive Backfield	2	1971-72	Seely, Brad	Special Teams	10	1999-08
Flores, Brian	Offensive Assistant/Special Teams	1	2010	Shinnick, Don	Linebackers	5	1985-89
	Defensive Assistant	1	2011	Shurmur, Fritz	Defensive Line	4	1978-81
Gerber, Norm	Inside Linebackers	2	1991-92	Sidwell, Steve	Linebackers	3	1982-84
Godsey, George	Offensive Assistant	1	2011		Defensive Coordinator	3	1997-99
Graham, Patrick	Defensive Assistant	1	2010	Simmons, Jerry	Strength/Conditioning	3	1988-90
	Linebackers	1	2011	Smith, Carl Asst.	Head Coach/QBs	1	1997
Gibson, Claude	Defensive Backfield	1	1968		Tight Ends	2	1998-99
Grier, Bobby	Offensive Backfield	9	1981, 85-92	Smith, Jerry	Defensive Line	2	1960-61
Groh, Al	Defensive Coordinator/LBs	4	1993-96	Spinney, Art	Offensive Line	7	1982-88
Hamilton, Ray	Asst. Defensive Line	5	1985-89	Steckel, Les	Quarterbacks/Receivers	4	1985-88
	Defensive Line	3	1997-99	Stoltz, Jerry	Receivers	4	1969-72
Hoaglin, Fred	Offensive Line	4	1993-96	Sumner, Charlie	Linebackers/Secondary	6	1973-78
Holovak, Mike	Offensive Backfield	1.5	1960-61		Defensive Coordinator/QBs	1	1990
Hufnagel, John	Head Coach	7.5	1961-68	Sweatman, Mike	Special Teams	4	1993-96
Humenuik, Rod	Quarterbacks	1	2003	Taseff, Carl	Defensive Backs	1	1964
	Asst. Head Coach/O-Line	5	1985-88	Trott, Bob	Defensive Backs	3	1993-95
	Offensive Line	3	1990-92	Uyrus, Dave	Asst. Special Teams/DL	2	1991-92
	Receivers	5	1985-89	Valek, Jim	Special Teams	3	1973-75
Jackson, Harold	Assistant Linebackers	1	2000	Waldron, Shane	Tight Ends	1	2009
Johnson, Pepper	Inside Linebackers	3	2001-03	Walker, DeWayne	Defensive Assistant/QBs	3	1998-00
	Defensive Line	2	2004-11	Walker, Dick	Defensive Backs	1	1977
	Defensive Line	2	1991-92	Walters, Steve	Defensive Backs	3	1982-84
Jones, Stan	Offensive Coordinator	1	1997		Wide Receivers	2	1997-98
Kennan, Larry	Defensive Line	5	1985-89	Weaver, Larry	Defensive Backfield	4	1973-76
Khayat, Eddie	Defensive Backfield	2	1979-80	Weber, Chuck	Defensive Line/Backfield	4	1964-67
Kinard, Billy	Linebackers	1	1981	Weis, Charlie	Tight Ends	2	1993-94
Lantz, Rick	Defensive Line	1	1990		Running Backs	1	1995
Lindsey, Dale	Linebackers	1	1966		Wide Receivers	1	1996
Loudd, Rommie	Defensive Backs	3	1997-99		Offensive Coordinator/RBs	1	2000
Lynn, Ron	Head Coach	2	1991-92		Offensive Coordinator/RBs/QBs	1	2001
MacPherson, Dick	Defensive Backs	5	2000-04		Offensive Coordinator/QBs	1	2002
Mangini, Eric	Defensive Coordinator	1	2005		Offensive Coordinator	2	2003-04
	Tight Ends	4	2005-08	West, Charlie	Defensive Backs	2	1991-92
Mangurian, Pete	Quarterbacks	2	2004-05	Wilson, Kirby	Running Backs	3	1997-99
McDaniels, Josh	Offensive Coordinator/QBs	3	2006-08	Woick, Mike	Strength and Conditioning	11	2000-10
	Offensive Line	1	1977	Wood, Richard	Receivers	2	1989-90
McLaughlin, Leon	Offensive Backfield	1.5	1969-70	Yewcic, Tom	Offensive Backs/Sp Teams	3	1976-78
Mazur, John	Head Coach	2.5	1970-72	Zampese, Ernie	Offensive Coordinator	2	1998-99
Melvin, Randy	Defensive Line	2	2000-01				
Meyer, John	Linebackers	4	1969-72				

The coaches listed above are the all-time, full-time position coaches only.



Nick CASERIO

★★ DIRECTOR OF PLAYER PERSONNEL ★★

SUPER BOWLS:
01 03 04

Nick Caserio was named director of player personnel on Feb. 21, 2008, after serving in a number of roles for the Patriots' personnel department and coaching staff. He enters his 11th season with the Patriots in 2011 and his ninth season in player personnel. In 2007, Caserio served as the Patriots' wide receivers coach following a three-year stint as the team's director of pro personnel (2004-06).

Last season, New England compiled an NFL-best 14-2 record, the No. 1 seed in the AFC and the club's seventh AFC East Division title in the last eight years. The offense finished first in the NFL by scoring 518 points, averaging 32.4 points per game. That output was good for second in franchise history and seventh in NFL annals. The team finished eighth in scoring defense in the NFL in 2010, allowing 19.6 points per contest.

In 2009, the Patriots finished with a 10-6 record, claiming the AFC East Division title. The offense finished third in the NFL after averaging 397.3 yards in total offense, the second best average in team history. The Patriots scored 427 points in 2009 and finished sixth in the NFL with 26.7 points per game. The defense finished 11th in the NFL in 2009, eight yards behind the 10th place Washington Redskins.

In 2008, the Patriots completed the season with an 11-5 record, winning their final four games and five of their last six contests to tie the franchise's fifth-highest regular-season win total. New England finished the season with the then third-highest offensive yardage total in team history (365.4 yards per game) and allowed fewer than 20 points per game (19.3) for the sixth time in the last eight years.

In 2007, Caserio served as the Patriots' wide receivers coach, tutoring a unit that combined for 292 receptions for 3,814 yards and 39 touchdowns – one season after the team's wide receivers totaled 156 catches for 1,798 yards and 15 touchdowns. The Patriots' 2007 wide receivers included All-Pro Randy Moss, who set an NFL record with

23 touchdown receptions, and Wes Welker, who tied for the NFL lead with 112 receptions – the highest reception total in NFL history for a player in his first season with a new team.

Caserio joined the Patriots in June of 2001 as a personnel assistant and celebrated the Patriots' first Super Bowl title that season. During that year, his role was expanded to include film breakdown and scouting report preparation for the offensive staff. He became an offensive coaching assistant on Bill Belichick's staff in February 2002, and returned to player personnel in 2003 as an area scout prior to becoming director of pro personnel in 2004. In addition to his duties in the personnel department, Caserio handled press box responsibilities for the coaching staff on game days from 2003-06.

Caserio entered the coaching ranks as a graduate assistant at Saginaw Valley State University in 1999 and spent two seasons with the program. Following a brief time with Central Michigan as a graduate assistant in the spring of 2001, he joined the Patriots scouting department.

Caserio was a standout player at John Carroll University, starting at quarterback in each of his four seasons where the teams compiled a 33-7-2 record. He was a two-time captain and three-time All-Conference performer. In 1997, he helped to lead the Blue Streaks to a 10-2 record and the school's second appearance in the NCAA Division III Tournament, where it advanced to the national quarterfinals.

Caserio is a native of Westlake, Ohio. He was a teammate of former Patriots offensive coordinator Josh McDaniels at John Carroll. He earned his degree in finance from John Carroll and later earned his Master of Business Administration from Saginaw Valley State. Caserio was a three-time Academic All-Conference selection at John Carroll. Nick and his wife, Kathleen, were married in June, 2009. Nick and his wife have a daughter, Whitley, born in the fall of 2010.



Floyd REESE

★★ SENIOR FOOTBALL ADVISOR ★★

Floyd Reese will enter his 35th NFL season in 2011, including 20 seasons in player personnel and 15 seasons as an assistant coach. He joined the Patriots on Jan. 27, 2009, after serving 13 seasons as the executive vice president/general manager of the Houston Oilers/Tennessee Titans franchise from 1994-2006. He also served as the assistant general manager of the Oilers for four seasons from 1990-93. Prior to that, Reese served as an assistant coach with Detroit (1975-77), San Francisco (1978), Minnesota (1979-85) and the Houston Oilers (1986-89).

In his 13 seasons as the general manager of the Oilers/Titans, Reese's teams won 111 games - setting a franchise record for wins by a general manager. Houston and Tennessee won 11 or more games in a season four times during Reese's tenure as general manager while recording eight seasons with a record of .500 or better. From 1999-2003, the Titans led the NFL with 56 wins, including three seasons with 12 or more victories. In 1999, the Titans claimed the AFC Championship and reached the Super Bowl for the first time in franchise history, falling just a yard short of the title in Super Bowl XXXIV against the St. Louis Rams.

Reese's positive impact on Tennessee stayed even after he left. The 2008 Titans earned the AFC's top playoff seed while 16 of 22 starters on their final 2008 roster were originally acquired while Reese was general manager, including nine of 11 starters on defense. The 2008 Titans sent six of Reese's acquisitions to the Pro Bowl - QB Kerry Collins, CB Cortland Finnegan, DT Albert Haynesworth, S Chris Hope, C Kevin Mawae and T Michael Roos.

Reese entered the NFL as the strength and conditioning coach for the Detroit Lions in 1975. He spent three years with the Lions, including a two-year period from 1976-77 while Bill Belichick was also a member of the Detroit coaching staff. In 1978, Reese joined the San Francisco 49ers as the strength and conditioning coach. He joined Bud Grant's staff in Minnesota in 1979, beginning a seven-year tenure with the Vikings. During that period, he held a dual

role coaching linebackers and special teams from 1979-83, before being named defensive coordinator in 1984. He coached the Vikings' linebackers in 1985.

In 1986, Reese began a 21-year association with the Oilers/Titans franchise. He served as the Oilers' linebackers coach for four seasons from 1986-89. In 1988, the Oilers' top three tacklers were all linebackers and in 1989, three of the team's top four tacklers were linebackers. Reese moved into the Oilers' personnel department in 1990 and served as assistant general manager for four seasons, each of which ended in a playoff appearance.

Reese served a four-year stint in the college coaching ranks as an assistant coach at UCLA (1971-73) and Georgia Tech (1974). He was an All-America defensive lineman for UCLA from 1966-69 and also played one season (1970) for the Montreal Alouettes of the Canadian Football League.



Jason Licht (pronounced LIGHT) is entering his 16th NFL season. He re-joined the Patriots personnel department on Feb. 25, 2009 after previously spending four seasons (1999-2002) with New England. In 2008, Licht served as a personnel executive for the NFC Champion Arizona Cardinals after spending five seasons with the Philadelphia Eagles as vice president of player personnel (2006-07) and assistant director of player personnel (2003-05).

Licht first joined the Patriots personnel department in 1999 as a college scout. In June 2001, he became the team's national scout, responsible for evaluating top college prospects and NFL players. After the Patriots' Super Bowl XXXVI championship in February 2002, Licht was promoted to assistant director of player personnel, a position he held through the 2002 season.

During Licht's five seasons in Philadelphia, the Eagles reached the NFC Championship Game three times and won the 2004 NFC Championship, representing their conference

against the AFC Champion Patriots in Super Bowl XXXIX.

Licht began his NFL career with the Miami Dolphins, serving a two-year stint in South Florida from 1995-96. In his first season in Miami, he was an assistant in the college and pro personnel departments, and in 1996 served as an offensive assistant/quality control coach. In 1997, he worked for National Football Scouting, a college football scouting service, and in 1998 served as an area scout for the Carolina Panthers.

Licht was an all-conference defensive tackle at Nebraska-Wesleyan from 1993-94 where he graduated with a degree in biology. He was originally a walk-on at the University of Nebraska and played linebacker on the freshman team in 1989, then switched to guard and earned a letter in 1991 before transferring.

Jason and his wife, Blair, have a son and a daughter, Charlie and Zoe.



Jon Robinson is in his 10th season with the Patriots and is in his third as director of college scouting. Robinson was named to the position in 2009 after serving as assistant director of college scouting in 2008. Prior to the 2008 season, he spent two seasons as a regional scout and four seasons as an area scout for the Patriots. He joined the organization in 2002 after four seasons of coaching at the collegiate level, including his last three seasons at Nicholls (La.) State. In 2001, he instructed the team's linebackers and held regional recruiting responsibilities for the Colonels. The Union City, Tenn. native attended high school at Union

City and lettered as an offensive and defensive lineman. He originally signed with the U.S. Air Force Academy, where he attended and played for one semester. Robinson then transferred to Southeast Missouri State, where he played three seasons as a defensive lineman and earned his bachelor's degree in mathematics education. Following his playing career, he earned his first coaching assignment with his alma mater in 1998, prior to joining the Nicholls State staff in 1999. Jon and his wife, Jaimie, were married in 2002 and have two daughters, Taylor Brooke and Bailey Rae.



Nancy MEIER



SUPER BOWLS:
01 03 04

★★ DIRECTOR OF SCOUTING ADMINISTRATION ★★

Nancy Meier is entering her 37th season with the Patriots and is the longest tenured full-time employee on staff. Meier joined the scouting department on Oct. 20, 1975 and has worked with nine different Patriots coaching staffs. She has been a part of each of the franchise's six Super Bowl appearances and has been with the organization for 17 of the team's 18 playoff seasons. In her current role,

Meier's responsibilities include coordinating logistics for all of the Patriots scouts, free agent signings, draft choices and tryouts. She also serves as the team's liaison to the league for all personnel communication, including the daily reporting of all transactions on the waiver wire. Nancy and her husband, Ken, have two children, Courtney and Daniel. The Meier family resides in Holbrook, Mass.



Bob QUINN



SUPER BOWLS:
01 03 04

★★ ASSISTANT DIRECTOR OF PRO PERSONNEL ★★

Bob Quinn enters his 12th season in the Patriots personnel department. Quinn's responsibilities have included both college and pro scouting during his tenure with New England. He was named the assistant director of pro personnel in 2009. Quinn was the Patriots' national scout in 2008 after spending four seasons as a regional scout (2004-07) and two seasons as a pro scout (2002-03). Quinn joined the team in 2000 as a player personnel assistant. Prior to

joining the Patriots, Quinn spent two seasons as a graduate assistant within the division of athletics at Connecticut (1998-99). Quinn earned his master's degree in sports management from Connecticut in 2000. He completed his undergraduate studies at UConn in 1998. Quinn is a native of Norwood, Mass. and attended Norwood High School. Bob and his wife, Julie, have a son, Kyle, and a daughter, Grace.



Brian SMITH



SUPER BOWLS:
01 03 04

★★ ASSISTANT DIRECTOR OF COLLEGE SCOUTING ★★

Brian Smith is in his second season as the assistant director of college scouting. He has spent four seasons as a pro scout for the Patriots and has served in a number of roles for the team since 2000. In 2006, he served as a special assignment scout for the Patriots. From 2004-05, Smith served as the Patriots' director of operations, handling the logistical coordination of the team's football operations, including team travel and training camp operations, as well

as various day-to-day logistical needs of players and staff. He originally joined the Patriots in 2000 and assisted the coaching staff for four seasons from 2000 through 2003. The Marathon, Fla., native is a Providence College graduate and also attended Davidson (N.C.) College, where he played football. He is a graduate of Phillips Academy in Andover, Mass., where he lettered in football. Brian and his wife, Carrie, were married in 2009. They have one son, Thomas.



Patrick STEWART

★★ PRO SCOUT ★★

Patrick Stewart is in his fifth season with the Patriots personnel department and his second year as a pro scout. In 2009, he spent the year as an area scout. He joined the organization in February 2007 as a scouting assistant. Stewart came to the Patriots after spending the 2006 season as the assistant director of football operations at Temple on head coach Al Golden's staff. While at Temple, he also assisted with the special teams units. Stewart spent the 2005 season as a graduate assistant coach at Western Carolina. Stewart spent 2000-04 at Ohio State as

a student manager for head coach Jim Tressel, assisting the coaching staff on the field during practice and games. During Stewart's tenure at Ohio State, the Buckeyes won the 2002 BCS National Championship, the 2003 Fiesta Bowl and beat rival Michigan three times. Stewart was born Dec. 21, 1981 in Steubenville, Ohio and attended Indian Creek High School, where he was a three-sport letterman in football, basketball and baseball. He earned a bachelor of arts degree in political science with a concentration in campaign strategy from Ohio State in June 2005.



Kyle O'BRIEN

★★ NATIONAL SCOUT ★★

SUPER BOWLS:
01 03 04

Kyle O'Brien is in his 12th season with the Patriots personnel department and his second as a national scout. He worked for six seasons as an area scout, resuming those duties in 2006 after previously holding the position in 2003. O'Brien joined the Patriots full-time in 2002 as a scouting assistant and was a pro scout from 2004-05. He originally joined the Patriots as a player personnel intern in 2000 and continued those duties during the Patriots' first Super Bowl

season of 2001. Prior to coming to New England, O'Brien was a player personnel intern for the New York Jets in 1999 after serving as a ball boy for the team in 1998. The Garden City, N.Y. native attended Harvard University, where he lettered in lacrosse. He is also a graduate of Phillips Academy in Andover, Mass., where he lettered in football and lacrosse.



Monti OSSENFORT

★★ NATIONAL SCOUT ★★

SUPER BOWLS:
03

Monti Ossenfort is in his 10th season in the NFL and his seventh year with the Patriots. He is in his third season as a national scout. Ossenfort returned to the Patriots in 2006 as an area scout after previously serving as a personnel assistant for the team in 2003. He gained his first personnel experience in 2002 as an intern in the Houston Texans' pro personnel department. After a season with the Patriots in 2003, Ossenfort returned to Houston as the Texans' pro and college scouting assistant. In 2005, he served as a college scout for the Texans. His first NFL experience came as a

training camp intern for the Minnesota Vikings in 2001. Ossenfort was a four-year letterman and a two-year starter at quarterback for the University of Minnesota-Morris. He graduated from Minnesota-Morris in 2000 with a degree in economics and management. Ossenfort later earned a master's degree in business administration and a master's degree in sports management from Ohio University. He is a native of Luverne, Minn. Ossenfort and his wife, Shannon, were married in 2009.



DuJuan DANIELS

★★ AREA SCOUT ★★

DuJuan Daniels is in his sixth season with the Patriots personnel department. He joined the organization in 2006 as a scouting assistant and is in his fourth season as an area scout in 2010. Prior to joining the Patriots, Daniels served as the offensive coordinator at Cathedral High School in Indianapolis, Ind. (2004-05) and was the wide receivers coach at Graceland University in Lamoni, Iowa (2003). Daniels was a four-year letterman at Boston College, where he was a wide receiver and kick returner.

The Indianapolis native went to four bowl games with the Eagles and was a two-time selection to the Big East All-Academic Team. He attended Bishop Chatard High School in Indianapolis, where he was a member of the Division 3A state championship football team in 1997 while earning Indiana's Mr. Football award. Daniels earned a bachelor's degree in communications and a master's degree in higher education administration from Boston College.



Frank EDGERLY

★★ AREA SCOUT ★★

Frank Edgerly begins his third season in the Patriots personnel department. This will be his second year as an area scout after working as a pro scout during the 2009 season. He joined the Patriots after serving as head coach of Red Bank Catholic High School in New Jersey for 10 seasons. During his tenure at Red Bank, Edgerly guided his

team to five championship titles and was awarded coach of the year honors three times. Edgerly graduated from Red Bank Catholic and then played quarterback for Rutgers. He is married to Lori and has three children; Kaitlin, Megan and Ryan.



Tim HEFFELFINGER

★★ AREA SCOUT ★★

Tim Heffelfinger is enjoying his 14th season as an NFL scout and his seventh season as an area scout for the Patriots. He joined New England's personnel department prior to the 2005 season after a seven-year stint as an area scout for the New Orleans Saints (1998-2004). Heffelfinger entered the NFL scouting ranks in 1998 after spending two-and-a-half years as a graduate assistant coach at UCLA (1996-98), where he worked with the offensive line and tight ends. He also earned a master's degree from the UCLA

Graduate School of Education. He was a defensive tackle at Northwestern before his playing career was cut short by a back injury. He graduated from Northwestern in 1990 with a bachelor's degree in organizational studies and worked in the business sector as a sales representative for The Quaker Oats Company and Converse before returning to football. Tim and his wife, Amy, have two children, Cassidy and Ryan.



Frantzy Jourdain enters his ninth season with the Patriots personnel department and his seventh year as an area scout. He was originally hired by the team in 2003 as a player personnel assistant. Jourdain joined the Patriots after spending the 2002 season as the secondary coach and co-special teams coordinator at Duquesne University, a season during which the Dukes led Division I-AA in interceptions, scoring defense and fewest total

yards allowed per game. During his time at Duquesne, he served as CB Leigh Bodden's position coach. He attended the University of Rhode Island (1993-97), where he was a three-year starter for the Rams at running back and strong safety. He also attended North Carolina Central University, where he coached running backs and worked on a master's degree in criminology from 1998-2000.



Larry Cook is enjoying his 49th year in football, including his 27th as a member of the Patriots personnel department. He is in his sixth season as a scouting consultant after a six-year stint as the director of college scouting followed by three seasons as a regional scout. In more than two decades with the Patriots, he has been an important contributor to the team's scouting department and has celebrated each of the Patriots' six Super Bowl appearances. Cook originally joined the Patriots as a part-time West Coast pro personnel scout when Ron Meyer was named head coach in 1982. He joined the Patriots scouting department on a full-time basis on Feb. 1, 1985, as a personnel scout on Dick Steinberg's staff. He

began a 16-year coaching career in 1963 at Fountain Valley High School in California. In 1975, he joined the collegiate ranks when he accepted an assistant coaching position at Cal State Fullerton. After three years at Fullerton, he accepted his first professional assignment as an assistant with the Los Angeles Rams scouting department. He spent six seasons (1979-84) with the Rams before joining the Patriots scouting department. Cook was born Feb. 12, 1939 in Irvine, Calif. He and his wife, Nadine, have a daughter, Jacquelyn, and two sons, Michael and Steven.



Berj NAJARIAN

★★ DIRECTOR OF FOOTBALL/HEAD COACH ADMIN. ★★

SUPER BOWLS:
01 03 04

Berj Najarian is in his 17th season in the NFL and his 12th season with the Patriots. He was named director of football/head coach administration in 2005 after five years as the Patriots' executive administrator to the head coach. He joined the Patriots on Feb. 4, 2000. In his current position, he is the point person for day-to-day operations of the team and acts as a liaison across football and non-football departments. Najarian manages several elements of Head Coach Bill Belichick's off-field agenda, including football and stadium operations, player and staff communication,

scheduling and personal requests. In addition, Najarian manages various special projects in coaching and player personnel. Entering the NFL in 1995, he joined the Patriots after five seasons in the public relations department of the New York Jets. A 1991 Boston University graduate, Najarian returned to New York after college to intern with the New York Knicks. Following his internship, he worked at The Rowland Company, a public relations firm in New York City. He is a native of Manhasset, N.Y. He and his wife, Regina, were married in 2000.



Ernie ADAMS

★★ FOOTBALL RESEARCH DIRECTOR ★★

SUPER BOWLS:
01 03 04

Ernie Adams returned to the Patriots staff when he was appointed football research director by Bill Belichick on April 25, 2000. His responsibilities include researching special assignments for both the coaching staff and the personnel department. After coaching for four seasons at Northwestern (1972-75), Adams entered the NFL coaching ranks with the New England Patriots as the administrative assistant and assistant offensive coach on Chuck Fairbanks' staff in 1975. In addition to his on-field responsibilities, his duties included all aspects of football operations, including computer

analysis, statistical evaluations and film coordination. After four seasons with the Patriots, he accepted a position with the New York Giants in 1979. In 1982, he was promoted to director of pro personnel, a position he held for four seasons. In 1991, he joined Belichick's staff in Cleveland as an offensive assistant, a position he held for five seasons. Adams is an alumnus of Northwestern University and attended Phillips Academy in Andover, Mass. Adams and his wife, Christine, live in Massachusetts.



Matt CARACCILO

★★ DIRECTOR OF FOOTBALL OPERATIONS ★★

Matt Caracciolo is in his sixth season as director of football operations for the Patriots. In his current role, he handles the logistical coordination of the team's football operations, including team travel and training camp operations, as well as various day-to-day logistical needs of players and staff.

Caracciolo has worked with the National Football League as the Patriots point of contact for all football logistical efforts surrounding the team's trip to Super Bowl XLII and the trip to London in 2009.

Caracciolo joined the Patriots in 2005 as a football operations assistant after spending the 2003 and 2004 seasons with the Miami Dolphins as a scouting intern. He had previously served as an operations graduate assistant at Syracuse from 2001-03 while earning a master's degree.

The Oceanside, N.Y. native is a 2001 graduate of Ithaca College, where he played football for two seasons. Caracciolo has one older brother, Pete, and two younger brothers, Mike and Tom. Pete works for the Oakland Raiders in football operations and player programs, while Tom works in football operations for the Kansas City Chiefs.



Kevin ANDERSON

★★ DIRECTOR OF PLAYER DEVELOPMENT ★★

Kevin Anderson is entering his sixth season in the Patriots organization and his first as the Director of Player Development. His involvement in Player Development began in 2006, his first season with the Patriots. The program was awarded the NFL's top financial education program in 2008 and top overall program in 2009. Anderson is also active in the Football Operations department and assists with projects in Player Personnel.

Before joining the Patriots, Anderson earned a degree in sports marketing and management from Indiana University, where he also worked as a Football Operations Assistant for the Hoosiers. While at Indiana, he completed internships with the Indianapolis Colts and the Houston Texans.

The Indianapolis native attended North Central High School, where he competed on the varsity ice hockey and lacrosse teams. He was born on June 2, 1984



Jim WHALEN

★★ HEAD ATHLETIC TRAINER ★★

Jim Whalen returned to the New England Patriots in 2002 as the team's head trainer. He supervises the evaluation and care of injuries and the treatment and rehabilitation of all players. He began his professional career as an assistant trainer for the Patriots in 1992 and 1993. In 1994, he accepted a position as the assistant athletic trainer at the University of Miami, a position he held for three years. In

1997, he was named the director of sports medicine at Kansas State. In 2000 and 2001, he served as the director of rehabilitation for the Tampa Bay Buccaneers. Whalen graduated from Bridgewater State College in 1993 with a degree in physical education and earned his master's degree in sports medicine from Miami in 1996. Jim and his wife, Rene, have three children, Courtney, Ryan and Jaclyn.

SUPER BOWLS:

03 04



Joe VAN ALLEN

★★ ASST. ATHLETIC TRAINER & DIR. OF REHABILITATION ★★

Joe Van Allen joined the New England Patriots training staff in the spring of 2001. He is responsible for the physical therapy and rehabilitation of injured players, while working closely with head athletic trainer Jim Whalen and Strength and conditioning coach Harold Nash on all aspects of the club's training program. Prior to the Patriots, he served as the sports physical therapist at Virginia Polytechnic Institute and State University in Blacksburg, VA. He also held the title of director of physical therapy at University

Physical Therapy, an outpatient physical therapy practice in Blacksburg. He received his bachelor's degree at Millikin University before earning a master's of science in physical therapy at the University of Miami. In addition, he is a certified athletic trainer, certified strength and conditioning specialist, and a board certified sports clinical specialist. Joe and his wife, Jody, were married in 2000. He and his wife have a daughter and a son, Emma and Andrew.

SUPER BOWLS:

01 03 04



Dave GRANITO

★★ ASST. ATHLETIC TRAINER ★★

SUPER BOWLS:
03 04

Dave Granito is in his 10th season with the Patriots as an assistant athletic trainer. He joined the Patriots in 2002 and has also worked with the training staffs of the New York Giants and West Virginia. Granito holds a bachelor's degree from Kean University in Union, N.J., and completed his master's degree at West Virginia. He gained his first

professional experience as an intern for the Giants in 1998, and went on to work as a graduate assistant athletic trainer at West Virginia. The Emerson, N.J. native completed another season as an intern with the Giants in 2001 before joining the Patriots.



Don BROCHER

★★ EQUIPMENT MANAGER ★★

SUPER BOWLS:
01 03 04

Don Brocher is in his 40th season with the Patriots. He was named the team's head equipment manager in February of 1994. He originally began working for the Patriots on a part-time basis in July 1972 as a ball boy on George Luongo's staff. He was hired as assistant equipment manager in September 1972. Brocher is the longest-tenured

employee currently on staff for the Patriots and has enjoyed each of the franchise's six Super Bowl appearances. During his tenure, he has handled the equipment needs for 11 of the Patriots' 14 head coaches. He was born Nov. 23, 1952 in Boston and lives in Massachusetts with his wife, Laurie.



John HILLEBRAND

★★ ASST. EQUIPMENT MANAGER ★★

John Hillebrand is enjoying his 18th season as the Patriots' assistant equipment manager. He was named to his current position on May 23, 1994. Prior to joining the Patriots, he served three years (1991-94) as the assistant athletic equipment manager at Boston College. There, his responsibilities included handling the equipment needs for men's hockey, men's and women's soccer, field hockey,

women's basketball, baseball, softball and men's and women's lacrosse, in addition to assisting in the needs of all of Boston College's 36 varsity sports. He graduated from Edinboro University in Pennsylvania in 1989 and accepted his first job in the Edinboro athletic department as the head equipment manager in 1990. He was born July 31, 1967. John and his wife, Kathy, reside in Mansfield, Mass.



John JASTREMSKI

SUPER BOWLS:
01 03 04

★★ EQUIPMENT ASSISTANT ★★

John Jastremski is in his 11th season as a full-time equipment assistant and his 17th season associated with the Patriots. He began working for the team part-time as a ball boy in 1994 and was hired onto Don Brocher's staff in August 2001. Jastremski is a graduate of Bryant College

in Smithfield, R.I., where he earned a degree in computer information systems in 2001. The Hopedale, Mass. native was born on April 4, 1979, and graduated from Hopedale Jr./Sr. High School in 1997.



Jimmy DEE

SUPER BOWLS:
01 03 04

★★ VIDEO DIRECTOR ★★

Jimmy Dee is in his 18th season with the Patriots and the 15th as the team's video director. He was appointed to his current position on April 28, 1997. He oversees all video operations for the Patriots, which includes filming, dubbing and editing all game and practice footage. Dee has overseen the transition from non-linear video to digital video and is responsible for keeping the team up-to-date in the ever-

changing world of digital coaching video. His department is responsible for maintaining the digital network of coaching video used by coaches, players and scouts. He originally joined the Patriots on March 31, 1994 as the assistant video director. Jimmy and his wife, Karen, have two sons, James and Jonathan. The family resides in New Bedford, Mass.



Fernando NETO

SUPER BOWLS:
01 03 04

★★ ASST. VIDEO DIRECTOR ★★

Fernando Neto is in his 15th year as the Patriots assistant video director under Jimmy Dee. His primary responsibilities include compiling and editing all game and practice tapes for coaches' analysis, cataloging NFL

game tapes and producing "cut-ups." In addition, he helps maintain the team's state-of-the-art digital video system used by the coaching staff, scouts and players.



Jared RITA

★★ VIDEO ASSISTANT ★★

After interning in 2007 and part of the 2008 season, Jared Rita was hired to a full-time position in 2009 as a video assistant for the Patriots. His main responsibilities include assisting in editing game and practice tapes for use

by the coaches, scouts and players. A resident of Dartmouth, Mass., Rita graduated from the New England Institute of Technology in Warwick, RI in 2009, where he received his bachelor's degree in digital recording arts.



Putnam Investments is proud of its partnership with the New England Patriots.

For over 70 years, Putnam Investments has been pursuing results for clients. The New England Patriots share our commitment to performance excellence.

2011 PLAYERS





Danny
AIKEN

HT: 6-4 WT: 252
Born: 8/28/1988 Exp. (NFL/Patriots): Rookie
GP/GS (Playoffs): 16/0 (3/0) Acq: CW (BUF)-11
College: Virginia Hometown: Roanoke, Va.

★ ★ ★ LONG SNAPPER ★ ★ ★

CAREER TRANSACTIONS

Danny Aiken was claimed off waivers and awarded to the New England Patriots from Buffalo on Sept. 4, 2011 ... Originally signed by Buffalo as a rookie free agent (7/28/11) ... Released by Buffalo (9/3/11).

SEASONAL REVIEWS

2011 (16/0, 3/0)

- ★ Played in all 16 regular season and three postseason games, snapping on all punts, field goals and extra points.
- ★ Served as the long snapper in the Divisional playoff game against the Broncos (1/14), the AFC Championship against the Ravens (1/22) and Super Bowl XLVI against the Giants (2/5).
- ★ Made two special teams tackles against the Dolphins (12/24).
- ★ Tallied three special teams tackles against the Chiefs (1/1/11).
- ★ Made one special teams tackle at Miami (9/12).

- ★ Made one special teams tackle against the Jets (11/13).
- ★ Made his NFL debut against the Miami Dolphins (9/12).

COLLEGE

- ★ Played in all 49 of Virginia's games during his career on special teams as the long snapper on punts and field goals.
- ★ Recorded 12 special teams tackles and recovered two fumbles.

PERSONAL

- ★ Born Aug. 28, 1988.
- ★ Versatile player who saw action all over the field in high school.
- ★ Played quarterback at Cave Spring High School in Roanoke, Va.
- ★ Guided his team to a 10-2 record as a senior.
- ★ Spent a post grad year at Fork Union Military Academy in 2006 where he played tight end and long snapper.



Mark
ANDERSON

HT: 6-4 WT: 255
Born: 5/26/83 Exp. (NFL/Patriots): 6/1
GP/GS (Playoffs): 93/21 (6/2) Acq: FA-11
College: Alabama Hometown: Tulsa, Okla.

★ ★ ★ DEFENSIVE LINE ★ ★ ★

CAREER TRANSACTIONS

Mark Anderson was signed by the Patriots as a free agent on Aug. 5, 2011 ... Originally drafted by the Chicago Bears in the fifth round (159th overall) of the 2006 NFL Draft ... Released by Chicago (10/5/10) ... Signed by Houston as a free agent (10/6/10).

CAREER HIGHLIGHTS

- ★ Made an immediate impact as a rookie in 2006 by equaling the fourth-highest sack total recorded by an NFL rookie since 1982 with 12.0 sacks and finished second in NFL Defensive Rookie of the Year voting.

SEASONAL REVIEWS

2011 (16/1, 3/2)

- ★ Played in all 16 regular season games with one start, 36 tackles and the second 10-sack season of his career. Combined with Andre Carter's 10 sacks, it was the third time in Patriots history (1985 and 1977) that two players have finished with double digit sacks. Finished the season with 36 tackles in 16 games with one start. Started two of the three postseason games, recording 2.5 sacks and 10 tackles.

★ ★ ★ HONORS & AWARDS ★ ★ ★

2006
PFW/PFWA All-Rookie Team
NFL Defensive Rookie of the Month (October)

- ★ Sacked Eli Manning on third-and-13 on the opening drive of Super Bowl XLVI. Combined with Rob Ninkovich for another third-down sack in the third quarter, forcing a Giants field goal. Tallied five tackles (2/5).
- ★ Sacked Joe Flacco on third down in the first quarter for a loss of seven yards. Tallied three tackles in a start at outside linebacker in the AFC Championship game vs. the Ravens (1/22).
- ★ Made his first career postseason start, opening the Divisional playoff game against the Broncos at defensive end (1/14). Brought down Willis McGahee for a five-yard loss in the third quarter, helping force Denver to settle for a field goal on that series. Recorded two tackles and a pass defended.
- ★ Sacked Ryan Fitzpatrick for a loss of eight yards in the second quarter, adding eight tackles in a reserve role against the Bills (1/1).

- ★ Played in a reserve role against the Dolphins (12/24).
- ★ Sacked Tim Tebow twice for 18 yards, as well as forced and recovered a Tebow fumble in the second quarter. Added four tackles against the Broncos (12/18).
- ★ Made his first start as a Patriot, recording three tackles against the Redskins (12/11).
- ★ Made two tackles in a reserve role against the Colts (12/4).
- ★ Made one tackle in a reserve role against the Eagles (11/27).
- ★ Tallied 1.5 sacks for 12 yards, making four tackles and two quarterback hits against the Chiefs (11/21).
- ★ Sacked Mark Sanchez for a loss of nine yards on second-and-seven in the second quarter, helping force a Jets punt two plays later. Added three tackles against the Jets (11/13).
- ★ Played in a reserve role and recorded one pass defended, breaking up an Eli Manning pass on third-and-10 in the second quarter and forcing a Giants punt (11/6).
- ★ Sacked Ben Roethlisberger on third down in the fourth quarter to force a Steelers punt. Added three tackles in a reserve role (10/30).
- ★ Played in a reserve role against the Cowboys (10/16).
- ★ Combined with Rob Ninkovich for a third-down sack of Mark Sanchez, who he sacked again on the final play of the game. Added three tackles in a reserve role against the Jets (10/9).
- ★ Recorded two tackles and a quarterback hit against the Raiders (10/2).
- ★ Made one tackle and one quarterback hit in a reserve role against the Bills (9/25).
- ★ Sacked Philip Rivers in the final minutes of the Chargers game, forcing a fumble that was recovered by Kyle Love, and recorded one tackle (9/18).
- ★ Recorded one sack and one tackle in his first game as a Patriot against the Dolphins (9/12).

2010 (15/3 – Chicago/Houston)

- ★ Began the season with Chicago, playing in the first four games with one start before being released on Oct. 5.
- ★ Was signed by Houston on Oct. 6 and played in 11 games with two starting assignments.
- ★ Finished the season with 24 total tackles, 4.0 sacks and two passes defended.

2009 (16/2 – Chicago)

- ★ Posted 21 tackles and 3.5 sacks.

2008 (16/0 – Chicago)

- ★ Appeared in all 16 games and finished fourth on the team with nine quarterback hits.
- ★ Totaled 21 tackles, 1.0 sack and one fumble recovery.

2007 (14/14 – Chicago)

- ★ Started in all 14 games after earning the starting job at right defensive end.
- ★ Missed the final two games with a knee injury that forced him on to the injured reserve list.
- ★ Finished the season with 36 total tackles, 5.0 sacks and one forced fumble.

2006 (16/1, 3/0 – Chicago)

- ★ Finished rookie campaign with 12.0 sacks, 48 total tackles, four forced fumbles and one fumble recovery.
- ★ Also appeared in three postseason games, including Super Bowl XLI.
- ★ His 12.0 sacks equaled the fourth-highest total recorded by an NFL rookie since 1982.
- ★ Finished second in NFL Defensive Rookie of the Year voting.
- ★ Was named All-Rookie and NFL Defensive Rookie of the Month for October after registering 6.0 sacks during the month.
- ★ Made his first career start at Arizona (10/6), recording five tackles and forced a fumble on a sack of Cardinals QB Matt Leinart that was returned for a Bears' touchdown.

COLLEGE

- ★ Four-year letterman at Alabama (2001-05), starting in 30 of 50 games, including the final 29 games of his career.
- ★ Finished with 141 career tackles, 13.5 sacks, five forced fumbles and three fumble recoveries.
- ★ Received second-team all-SEC accolades as a senior.
- ★ Earned Alabama's Billy Neighbors Most Improved Defensive Lineman award as a sophomore.
- ★ Played every game during his freshman season, earning the Ozzie Newsome Most Improved Freshman award.

PERSONAL

- ★ Born May 26, 1983 in Tulsa, Okla.
- ★ Attended Booker T. Washington High School in Tulsa, Okla.

★ ★ ★ ★ ★ MARK ANDERSON ★ ★ ★ ★ ★																			
Pos: DL Ht: 6-4 Wt: 255 Year: 6th Acq: FA-11 College: Alabama Born: 5/26/83																			
REGULAR SEASON			TACKLES					INTERCEPTIONS					MISCELLANEOUS						
Year	Team	G/S	TT	UT	A	S	Yds	No	Yds	Avg	Lg	TD	PD	FF	FR	Yds	TD		
2006	Bears	16/1	48	35	13	12.0	102	0	0	0	0	0	2	4	1	0	0		
2007	Bears	14/14	36	16	20	5.0	35.5	0	0	0	0	0	1	1	0	0	0		
2008	Bears	16/0	21	6	15	1.0	7.0	0	0	0	0	0	4	0	1	0	0		
2009	Bears	16/2	25	16	9	3.5	19.5	0	0	0	0	0	0	0	0	0	0		
2010	Bears	4/1	8	8	0	0.0	0.0	0	0	0	0	0	0	0	0	0	0		
2010	Texans	11/2	16	11	5	4.0	36.0	0	0	0	0	0	2	0	0	0	0		
2011	Patriots	16/1	36	26	10	10.0	75.0	0	0	0	0	0	2	2	1	0	0		
Totals - 7 Years			93/21	190	118	72	35.5	275.0	0	0	0	0	11	7	3	0	0		
POSTSEASON			TACKLES					INTERCEPTIONS					MISCELLANEOUS						
Year	Team	G/S	TT	UT	A	S	Yds	No	Yds	Avg	Lg	TD	PD	FF	FR	Yds	TD		
2006	Bears	3/0	4	3	1	1.5	29.0	0	0	0.0	0	0	0	1	1	1	2	0	
2011	Patriots	3/2	10	7	3	2.5	16.0	0	0	0.0	0	0	1	0	0	0	0		
Totals - 2 Years			6/2	14	10	4	4.0	45.0	0	0	0.0	0	1	1	1	2	0		



Kyle
ARRINGTON

24

HT: 5-10 WT: 196

Born: 8/12/86

Exp. (NFL/Patriots): 3/3 GP/GS (Playoffs): 41/28 (5/4)

Acq: FA-09 College: Hofstra Hometown: Accokeek, Md.



CORNERBACK



CAREER TRANSACTIONS

Kyle Arrington was signed to the New England 53-man roster from the practice squad on Nov. 8, 2009 ... Originally signed by Philadelphia as a rookie free agent (4/28/08) ... Waived by Philadelphia (8/30/08) ... Signed by Philadelphia to the practice squad (9/3/08) ... Waived from the Philadelphia practice squad (9/9/08) ... Signed by Tampa Bay to the practice squad on (9/17/08) ... Waived by Tampa Bay (9/5/09) ... Signed by Tampa Bay to the practice squad on (9/6/09) ... Signed by Tampa Bay to the 53-man roster from the practice squad (9/10/09) ... Waived by Tampa Bay on (9/14/09) ... Signed by New England to the practice squad (9/21/09).

CAREER HIGHLIGHTS

- ★ Tied Charles Woodson and Eric Weddle for most interceptions in the league in 2011 with seven.
- ★ Scored two touchdowns in 2010 - one on a blocked field goal at Miami (10/4) and the other on his first career interception vs. Green Bay (12/19).

SEASONAL REVIEWS

2011 (16/14, 3/3)

- ★ Started 14 of 16 games and tallied seven interceptions, 83 tackles and 13 passes defended. Started all three postseason games, making 17 tackles.
- ★ Made four solo tackles in a start in Super Bowl XLVI against the Giants (2/5).
- ★ Made three tackles in start in the AFC Championship game against the Ravens (1/22).
- ★ Started at cornerback in the Divisional playoff game against the Broncos (1/14), forcing a special teams fumble (recovered by the Broncos) and registering 10 tackles, a pass defended and a special teams tackle.
- ★ Saw extensive playing time and made six tackles in a start against the Bills (1/1).
- ★ Tallied three tackles, a pass defended and a special teams tackle against the Dolphins (12/24).



EXTRA POINTS

- ★ Earned a black belt in Tae Kwan Do while he was in middle school.
- ★ Performed in school plays during high school and would like to be an actor following his football career.
- ★ Made six tackles in a start against the Broncos (12/11).
- ★ Made six tackles and a special teams tackle in a start against the Redskins (12/11).
- ★ Recorded his first career fumble recovery on a third quarter fumble forced by Matthew Slater to give the Patriots possession at their own 34-yard line. Added five tackles against the Colts (12/4).
- ★ Tallied 10 tackles and two passes defended in a start against the Eagles (11/27).
- ★ Picked off two Tyler Palko passes to give him a league-leading 7 interceptions in 2011. Intercepted Palko at the 18-yard line, returning it 28 yards to the Patriots 46-yard line late in the first half. Grabbed another pass a quarter later, returning it 16 yards to midfield. Made four tackles and a special teams tackle in a start against the Chiefs (11/21).



- ★ Tallied two tackles, a pass defended and two special teams tackles against the Jets (11/13).
- ★ Recorded his fifth interception of the season, snagging an Eli Manning pass in the end zone for a touchback. Added two tackles in a start against the Giants (11/6).
- ★ Started at cornerback and recorded nine tackles and one special teams tackle against the Steelers (10/30).
- ★ Made nine tackles and intercepted Tony Romo on the Cowboy's first drive of the game, returning it six yards to set up the Patriots' first scoring drive of the game. Also combined with James Ihedigbo to break up a Romo pass on third down in the fourth quarter, forcing a Cowboys punt. Added two special teams tackles in the start (10/16).
- ★ Made one tackle in a start against the Jets (10/9).
- ★ Made eight tackles in a start against the Raiders (10/2).
- ★ Ended Buffalo's first two drives with interceptions in the first two-interception game of his career and his first start of the season. Added six tackles (9/25).
- ★ Made five tackles in a reserve role against the Chargers, with one pass defended and one special teams tackle (9/18).
- ★ Made an interception, one tackle and one special teams tackle in the season opener against the Dolphins (9/12).

2010 (16/14, 1/1)

- ★ Played 16 games with 14 starts and finished the season with a career-high 67 total tackles on defense, one interception, two touchdowns and 16 special team tackles.
- ★ Moved into the starting lineup at cornerback in Week 3 vs. Buffalo (9/26).
- ★ Made his first NFL start vs. Buffalo (9/26) and registered five tackles.
- ★ Returned a blocked field goal by Patrick Chung 35 yards for a touchdown at Miami (10/4). It was the Patriots' first touchdown from a blocked field goal since Raymond Clayborn scored on a 71-yard return of a field goal blocked by Andre Tippett in 1987.
- ★ Registered his first career interception and returned it 36 yards for a touchdown vs. Green Bay (12/19).
- ★ Started at cornerback before being used as a rusher for much of the game, making three tackles and one special teams stop vs. Indianapolis (11/21).

2009 (9/0, 1/0 – Tampa Bay/New England)

- ★ Went to training camp with Tampa Bay.
- ★ Began the 2009 season on the Tampa Bay practice squad, but was signed to the 53-man roster prior to the Buccaneers' season-opener against Dallas (9/13).
- ★ Saw action against Dallas, but did not have any tackles.
- ★ Signed to the New England practice squad on Sept. 21 after being waived by Tampa Bay on Sept. 14.
- ★ Played in eight games with the Patriots and finished second on the team with 17 special teams tackles.
- ★ Tallied five special teams tackles vs. Jacksonville (12/27), the highest single-game total by a Patriots player since the 2002 season (6, by Larry Izzo on 9/22/02).
- ★ Recovered his first career fumble in the postseason game vs. Baltimore (1/10), picking up the ball at the Baltimore 16-yard line after a muffed punt in the second quarter to help set up a Patriots touchdown.

2008 (0/0 – Philadelphia/Tampa Bay)

- ★ Originally signed with Philadelphia as a rookie free agent.
- ★ Spent one week on the Philadelphia practice squad and the final 14 weeks of the season on the Tampa Bay practice squad.

COLLEGE

- ★ Played at Hofstra.
- ★ Recorded 53 tackles, one interception, two forced fumbles and one fumble recovery during his senior season.
- ★ Finished his career with two interceptions.
- ★ Earned his degree in mass media studies.

PERSONAL

- ★ Attended Gwynn Park High School in Brandywine, Md.
- ★ Played football, basketball and ran track.
- ★ Led high school to a regional championship and earned second-team all county honors during his senior year.
- ★ Was a black belt in Tai Kwan Do in middle school.
- ★ Born Kyle Chandler Arrington on Aug. 12, 1986 in Accokeek, Md.


★★★★★ KYLE ARRINGTON ★★★★★																
Pos: CB		Ht: 5-10	Wt: 196	Year: 3rd	Acq: FA-09	College: Hofstra	Born: 8/12/86									
REGULAR SEASON			TACKLES					INTERCEPTIONS					MISCELLANEOUS			
Year	Team	G/S	TT	UT	A	S	Yds	No	Yds	Avg	Lg	TD	PD	FF	FR	Yds
2009	Buccaneers	1/0	0	0	0	0.0	0.0	0	0	0.0	0	0	0	0	0	0
2009	Patriots	8/0	0	0	0	0.0	0.0	0	0	0.0	0	0	0	0	0	17
2010	Patriots	16/14	67	51	16	0.0	0.0	1	36t	36.0	36t	1	5	0	0	16
2011	Patriots	16/14	83	56	27	0.0	0.0	7	92	14.3	28	0	13	0	1	10
Totals - 4 years		41/28	150	107	43	0.0	0.0	8	128	16.0	36t	1	18	0	1	43
POSTSEASON			TACKLES					INTERCEPTIONS					MISCELLANEOUS			
Year	Team	G/S	TT	UT	A	S	Yds	No	Yds	Avg	Lg	TD	PD	FF	FR	Yds
2009	Patriots	1/0	0	0	0	0.0	0.0	0	0	0.0	0	0	0	0	0	1
2010	Patriots	1/1	2	2	0	0.0	0.0	0	0	0.0	0	0	0	0	0	0
2011	Patriots	3/3	17	13	4	0.0	0.0	0	0	0.0	0	0	1	1	0	1
Totals - 3 years		5/4	19	15	5	0.0	0.0	0	0	0.0	0	0	1	1	0	2

Additional Statistics: Recovered a fumble on a muffed punt vs. Baltimore (1/10/09)



★ ★ ★ ★ ARRINGTON'S CAREER GAME-BY-GAME ★ ★ ★ ★ ★

2009	Opponent	P/S	TT	UT	A	S	Yds	Int	Yds	PD	FF	FR	SpT	2010	Opponent	P/S	TT	UT	A	S	Yds	Int	Yds	PD	FF	FR	SpT
09/14	Buffalo													09/12	Cincinnati	p	0	0	0	-	-	-	-	-	-	-	2
09/20	at N.Y. Jets													09/19	at New York Jets	p	2	1	1	-	-	-	-	-	-	-	-
09/27	Atlanta													09/26	Buffalo	S	5	3	2	-	-	-	-	-	-	-	-
10/04	Baltimore													10/04	at Miami	S	9	6	3	-	-	-	-	-	-	-	-
10/11	at Denver													10/17	Baltimore	S	7	7	0	-	-	-	-	-	-	-	-
10/18	Tennessee													10/24	at San Diego	S	4	3	1	-	-	-	-	1	-	-	3
10/25	at Tampa Bay													10/31	Minnesota	S	7	3	4	-	-	-	-	-	-	-	1
11/08	Miami	p	-	-	-	-	-	-	-	-	-	-	2	11/07	at Cleveland	S	4	4	0	-	-	-	-	-	-	-	1
11/15	at Indianapolis	p	-	-	-	-	-	-	-	-	-	-	2	11/14	at Pittsburgh	S	2	2	0	-	-	-	-	1	-	-	1
11/22	N.Y. Jets	p	-	-	-	-	-	-	-	-	-	-	1	11/21	Indianapolis	S	3	3	0	-	-	-	-	-	-	-	1
11/30	at New Orleans													11/25	at Detroit	S	2	2	0	-	-	-	-	-	-	-	2
12/06	at Miami	p	-	-	-	-	-	-	-	-	-	-	2	12/06	New York Jets	S	6	4	2	-	-	-	-	-	-	-	2
12/13	Carolina	p	-	-	-	-	-	-	-	-	-	-	3	12/12	at Chicago	S	4	3	1	-	-	-	-	1	-	-	2
12/20	at Buffalo	p	-	-	-	-	-	-	-	-	-	-	2	12/19	Green Bay	S	5	4	1	-	-	1	36	2	-	-	-
12/27	Jacksonville	p	-	-	-	-	-	-	-	-	-	-	5	12/26	at Buffalo	S	3	2	1	-	-	-	-	-	-	-	-
01/03	at Houston												0	1/02	Miami	S	4	4	0	-	-	-	-	-	-	-	1
2009 Totals		8/0	0	0	0	0	0	0	0	0	0	0	17	2010 Totals		16/14	67	51	16	0.0	0.0	1	36	5	0	0	16
01/10	Baltimore	p	-	-	-	-	-	-	-	-	-	-	-	01/16	N.Y. Jets	S	2	2	0	0.0	0.0	0	0	0	0	0	0
2009 Postseason		1/0	0	0	0	0.0	0.0	0	0	0	0	0	0	2010 Postseason		1/1	2	2	0	0.0	0.0	0	0	0	0	0	0



Josh BARRETT

30

HT: 6-2 WT: 225

Born: 11/22/84 Exp. (NFL/Patriots): 4/2

GP/GS (Playoffs): 25/7 (0/0) Acq: CW (DEN)-10

College: Arizona State Hometown: Reno, Nev.

★ ★ ★ SAFETY ★ ★ ★

CAREER TRANSACTIONS

Josh Barrett was claimed off waivers and awarded to the Patriots from the Denver Broncos on Aug. 6, 2010 ... Originally drafted by Denver in the seventh round (220th overall) of the 2008 NFL Draft ... Waived by Denver (8/30/08) ... Signed by Denver to the practice squad (8/31/08) ... Signed by Denver to the 53-man roster from the practice squad (11/22/08) ... Waived by Denver (8/5/10) ... Placed on injured reserve by New England with a shoulder injury (8/31/10) ... Placed on injured reserve with a calf injury (11/9/11).

SEASONAL REVIEWS

2011 (5/4)

- ★ Placed on injured reserve with a calf injury on Nov. 9, 2011.
- ★ Played in a reserve role against the Giants in his return from injury, making two tackles and two special teams tackles (11/6).
- ★ Was inactive due to injury against the Jets (10/9), Cowboys (10/16) and Steelers (10/30).
- ★ Made one tackle and one special teams tackle in a start against the Raiders (10/2).
- ★ Made three tackles in a start against Buffalo (9/25).
- ★ Registered four tackles in a start against the Chargers (9/18).
- ★ Played and started his first game as a Patriot, making four solo tackles in Miami (9/12).

2010 (0/0, 0/0)

- ★ Placed on injured reserve on Aug. 31, 2010 with a shoulder injury that was suffered while with Denver during the preseason.



EXTRA POINTS

- ★ Father, Grieg, played basketball at Nevada, and his cousin, Jerald Moore, played running back with the St. Louis Rams (1996-98) and New Orleans Saints (2000)

- ★ Claimed off waivers by the Patriots on Aug. 6 after being waived by Denver.

2009 (14/0 – Denver)

- ★ Played in 14 games and registered two solo tackles on defense and finished with eight special-teams stops.
- ★ Saw limited action as a backup on defense with the majority of his playing time on special teams.

2008 (6/3 – Denver)

- ★ Spent the first 11 weeks of his rookie season on the practice squad before being signed to the 53-man roster on Nov. 22.
- ★ Played in six games and started the final three games at safety.
- ★ Finished the season with 23 total tackles, one interception and four passes defended.
- ★ Also registered five special teams tackles.



COLLEGE

★ Posted 174 tackles (121 solo), six interceptions, three sacks, 17 passes defended, four fumble recoveries and one forced fumble in 47 career games at Arizona State.

★ Received honorable mention All-Pacific-10 Conference honors as a junior after leading the team in tackles (82) and interceptions (3) as a 13-game starter.

PERSONAL

★ Attended Reno High School in Reno, Nev., where he was selected the Northern Class 4A Player of the Year as a senior.

★ Garnered first-team all-region honors at wide receiver, defensive back and return specialist.

★★★★★ JOSH BARRETT ★★★★★																			
Pos: S		Ht: 6-2	Wt: 225	Year: 4th	Acq: CW(DEN)-10	College: Arizona State	Born: 11/22/84												
REGULAR SEASON			TACKLES					INTERCEPTIONS						MISCELLANEOUS					
Year	Team	G/S	TT	UT	A	S	Yds	No	Yds	Avg	Lg	TD	PD	FF	FR	Yds	TD	SpT	
2008	Broncos	6/3	23	15	8	0	0	1	34	34.0	34	0	4	0	0	0	0	5	
2009	Broncos	14/0	2	2	0	0	0	0	0	0.0	0	0	0	0	0	0	0	8	
2010	Patriots							Injured Reserve											
2011	Patriots	5/4	14	9	5	0	0	0	0	0.0	0	0	0	0	0	0	0	3	
Total - 3 years		25/7	39	26	13	0	0	1	34	34.0	34	0	4	0	0	0	0	16	



Ron
BRACE

97

HT: 6-3 WT: 330
Born: 12/18/86 Exp. (NFL/Patriots): 3/3
GP/GS (Playoffs): 29/7 (1/0) Acq: D2b-09 (40th)
College: Boston College Hometown: Worcester, Mass.

★★★★ DEFENSIVE LINE ★★★★★

CAREER TRANSACTIONS

Ron Brace was drafted by the New England Patriots in the second round (40th overall) of the 2009 NFL Draft ... Signed by the Patriots (7/23/09) ... Placed on injured reserve with an elbow injury (1/3/11) ... Placed on Reserve/PUP (9/3/11) ... Activated off Reserve/PUP (11/5/11).


SEASONAL REVIEWS

2011 (7/0, 1/0)

- ★ Played in seven games, making three tackles.
- ★ Played in his first career playoff game in a reserve role against the Ravens in the AFC Championship (1/22).
- ★ Was inactive in Super Bowl XLVI against the Giants (2/5) as well as the Divisional playoff game against the Broncos (1/14).
- ★ Was inactive against the Dolphins (12/24) and Bills (1/1).
- ★ Recorded his first career forced fumble, which was recovered by Rob Ninkovich and ultimately led to a Patriots field goal. Made one tackle against the Broncos (12/18).
- ★ Made his first two tackles of the season in a reserve role against the Redskins (12/11).
- ★ Saw time in a reserve role against the Jets (11/13), Chiefs (11/21), Eagles (11/27) and Colts (12/4).
- ★ Played in his first game of the season, seeing time in a reserve role against the Giants (11/6).
- ★ Activated off Reserve/PUP on Nov. 5, 2011, prior to the Giants game.
- ★ Placed on Reserve/PUP on Sept. 3, 2011.

2010 (13/5, 0/0)

- ★ Played in 13 games with five starts and finished the season with a career-high 28 total tackles, including a career-high seven tackles at Cleveland (11/07).



EXTRA POINTS

★ It is rare that a professional athlete has an opportunity to pursue his career in his hometown. Brace grew up in Springfield, Mass. before moving to Worcester. He played college football at Boston College and joined the Patriots as a second round pick in 2009.

★ A talented cartoonist, Brace has said he would like to work in the arts after his playing career - specifically in sneaker design.

- ★ Was inactive vs. Green Bay (12/19) and vs. Miami (1/2) before being placed on injured reserve with an elbow injury on Jan. 3, 2011.

2009 (9/2, 0/0)

- ★ Played in nine games with two starts and finished the season with nine total tackles.
- ★ Was listed as a day-of-game inactive seven times.
- ★ Made his first NFL start in the Patriots 17-10 win at Buffalo (12/20) at nose tackle in place of an injured Vince Wilfork and tallied a season-high five total tackles.
- ★ Made his second straight start in place of Wilfork in the Patriots 35-7 AFC East title win vs. Jacksonville (12/27).
- ★ Was inactive for the postseason game vs. Baltimore (1/10).

COLLEGE

- ★ Started 40 of his 49 career games at Boston College.
- ★ Recorded 85 career tackles (50 solo), including 23 tackles for a loss and 5.5 sacks.
- ★ Selected All-ACC second team in his senior campaign.
- ★ All-ACC honorable mention honors his junior year.
- ★ Part of a BC defense that recorded three shutouts, tying USC for the most of any team in the Bowl Subdivision as a senior in 2008.

PERSONAL

- ★ Ronald Jeffery Brace III was born the son of Vonda Lewis and Ronald Brace Jr. on Dec. 18, 1986 in Springfield, Mass.
- ★ Earned all-state honors as a senior lineman at Worcester Burncoat High School.
- ★ Gained 2003 *Worcester Telegram & Gazette* all-star honors.
- ★ Earned three-time Inter-High all-star honors and captured 2003 team MVP honors.
- ★ Served as team captain for head coach Chris Moriarty.
- ★ Played in the 2004 Massachusetts Shriners Football Classic.
- ★ Also excelled as a member of Burncoat's track and field team and won the state shot put title in 2003 and 2004.
- ★ Majored in psychology at Boston College.

★ ★ ★ ★ ★ RON BRACE ★ ★ ★ ★ ★

Pos: DL Ht: 6-3 Wt: 330 Year: 3rd Acq: D2b-09 College: Boston College Born: 12/18/86

REGULAR SEASON			TACKLES					INTERCEPTIONS						MISCELLANEOUS				
Year	Team	G/S	TT	UT	A	S	Yds	No	Yds	Avg	Lg	TD	PD	FF	FR	Yds	TD	SpT
2009	Patriots	9/2	9	6	3	0.0	0.0	0	0	0.0	0	0	0	0	0	0	0	0
2010	Patriots	13/5	28	19	9	0.0	0.0	0	0	0.0	0	0	0	0	0	0	0	0
2011	Patriots	7/0	3	1	2	0.0	0.0	0	0	0.0	0	0	0	1	0	0	0	0
Totals - 3 years		29/7	40	26	14	0.0	0.0	0	0	0.0	0	0	0	1	0	0	0	0
POSTSEASON			TACKLES					INTERCEPTIONS						MISCELLANEOUS				
Year	Team	G/S	TT	UT	A	S	Yds	No	Yds	Avg	Lg	TD	PD	FF	FR	Yds	TD	SpT
2009	Patriots	0/0						Inactive										
2010	Patriots	0/0						Injured Reserve 1/13/11										
2011	Patriots	1/0	0	0	0	0.0	0.0	0	0	0.0	0	0	0	0	0	0	0	0
Totals - 3 years		1/0	0	0	0	0.0	0.0	0	0	0.0	0	0	0	0	0	0	0	0

★ ★ ★ ★ ★ RON BRACE'S CAREER GAME-BY-GAME ★ ★ ★ ★ ★

2009	Opponent	P/S	TT	UT	A	S	Yds	Int	Yds	PD	FF	FR	SpT	2010	Opponent	P/S	TT	UT	A	S	Yds	Int	/Yds	PD	FF	FR	SpT
09/14	Buffalo	p	-	-	-	-	-	-	-	-	-	-	-	09/12	Cincinnati	S	2	2	0	-	-	-	-	-	-	-	-
09/20	at N.Y. Jets	p	1	0	1	-	-	-	-	-	-	-	-	09/19	at N.Y. Jets	S	3	2	1	-	-	-	-	-	-	-	-
09/27	Atlanta	p	-	-	-	-	-	-	-	-	-	-	-	09/26	Buffalo	S	1	1	0	-	-	-	-	-	-	-	-
10/04	Baltimore					Inactive								10/04	at Miami	p	1	1	1	-	-	-	-	-	-	-	-
10/11	at Denver					Inactive								10/17	Baltimore	p	1	0	1	-	-	-	-	-	-	-	-
10/18	Tennessee					Inactive								10/24	at San Diego					Inactive							
10/25	at Tampa Bay					Inactive								10/31	Minnesota	p	3	2	1	-	-	-	-	-	-	-	-
11/08	Miami	p	-	-	-	-	-	-	-	-	-	-	-	11/07	at Cleveland	p	7	4	3	-	-	-	-	-	-	-	-
11/15	at Indianapolis	p	-	-	-	-	-	-	-	-	-	-	-	11/14	at Pittsburgh	S	1	1	0	-	-	-	-	-	-	-	-
11/22	N.Y. Jets	p	1	1	0	-	-	-	-	-	-	-	-	11/21	Indianapolis	p	5	2	3	-	-	-	-	-	-	-	-
11/30	at New Orleans					Inactive								11/25	at Detroit	p	1	1	0	-	-	-	-	-	-	-	-
12/06	at Miami					Inactive								12/06	New York Jets	p	1	1	0	-	-	-	-	-	-	-	-
12/13	Carolina					Inactive								12/12	at Chicago	S	1	1	0	-	-	-	-	-	-	-	-
12/20	at Buffalo	S	5	3	2	-	-	-	-	-	-	-	-	12/19	Green Bay					Inactive							
12/27	Jacksonville	S	2	2	0	-	-	-	-	-	-	-	-	12/26	at Buffalo	p	1	1	0	-	-	-	-	-	-	-	-
01/03	at Houston	p	-	-	-	-	-	-	-	-	-	-	-	01/02	Miami					Inactive							
2009 Totals		9/2	9	6	3	0.0	0.0	0	0	0	0	0	0	2010 Totals	13/5	28	19	9	0.0	0.0	0	0	0	0	0	0	0
01/10	Baltimore					Inactive								01/16	N.Y. Jets					Placed on Injured Reserve 1/13/11							
2009 Postseason		0/0	0	0	0	0.0	0.0	0	0	0	0	0	0	2010 Postseason	0/0	0	0	0	0	0.0	0.0	0	0	0	0	0	0





**Tom
BRADY**

12

HT: 6-4 WT: 225 Born: 8/3/77
Exp. (NFL/Patriots): 12/12
GP/GS (Playoffs): 161/159 (22/22) Acq: D6b-00 (199th)
College: Michigan Hometown: San Mateo, Calif.

PRO BOWLS: SUPER BOWLS:

★ ★ QUARTERBACK ★ ★

01 04 05 07 09 10 11 01 03 04

CAREER TRANSACTIONS

Tom Brady was drafted by the New England Patriots in the sixth round (199th overall) of the 2000 NFL Draft ... Placed on injured reserve with a knee injury (9/9/08) ... Re-signed by the Patriots (8/28/02) ... Re-signed by the Patriots (5/4/05) ... Re-signed by the Patriots (9/10/10).

CAREER HIGHLIGHTS

★ Finished 2011 with 5,235 passing yards and joined Drew Brees (5,476 in 2011 and 5,069 in 2008), Dan Marino (5,084 in 1984) and Matthew Stafford (5,038 in 2011) as the only players in NFL history to reach 5,000 passing yards in a single season.

★ In 2010, became the first player in NFL history to be unanimously selected as the Associated Press Most Valuable Player.

★ Brady's overall record is 138-40 (.775) in regular-season and playoff games. It is the best record of any NFL quarterback in the Super Bowl Era (since 1966) with at least 100 starts.

★ Brady is 14-5 (.737) in the playoffs, the fourth best in NFL history behind Bart Starr (9-1, .900), Jim Plunkett (8-2, .800) and Ben Roethlisberger (10-3, .769). His 14 total playoff wins are tied for the second most in NFL history behind Joe Montana (16).

★ Brady's touchdown-to-interception ratio (2.61) ranks second in NFL history among all players with 2,000 or more passing attempts.

★ Brady has been elected to the Pro Bowl seven times in his career (2001, 2004, 2005, 2007, 2009, 2010, 2011).

★ Has a regular season streak of 335 consecutive pass attempts without an interception to set an NFL record, eclipsing Bernie Kosar's record of 308 pass attempts without an interception.

★ In 2010, Brady set career records for touchdown-to-interception ratio (9.0) and interception percentage (0.8), throwing only four interceptions on 492 pass attempts in the regular season.

★ In 2007, Brady was named the NFL's Most Valuable Player, setting all-time NFL records for most touchdown passes in a season (50), highest touchdown-interception differential (+42), most games with three or more touchdown passes (12), most touchdown passes in a month (20 in October 2007), and highest completion percentage in a game (92.9 percent on Jan. 12, 2008). Brady's 117.2 passer rating in 2007 was the second highest of all-time, while his 4,806 passing yards were the third highest single-season total in league history.

★ In addition to the NFL records Brady set in 2007, he also set Patriots franchise records for highest completion percentage in a season (68.9 percent), most passing yards in a season (4,806), highest passer rating in a season (117.2), highest passer rating in a game (158.3 on Oct. 21, 2007) and most touchdown passes in a game (6 on Oct. 21, 2007).

★ In 2007, Brady contributed to the Patriots' establishment of several NFL single-season team records, including most points scored in a season (589), largest point differential in a season (+315) and most touchdowns in a season (75). The Patriots became the first team in NFL history to complete a 16-0 regular season and tied the league's single-season mark with 18 overall victories.

★ Brady and receiver Randy Moss set an NFL single-season record in 2007 for most touchdown passes between a passer and a receiver (23), with Moss' 23 touchdown catches also setting a league record.

★ BRADY'S SINGLE-GAME CAREER HIGHS ★

Regular Season

Attempts:	55	vs. Denver (9/24/06)
		at Chicago (11/10/02)
		at Kansas City (9/22/02)
Completions:	39	vs. Buffalo (9/14/09)
Long:	99t	at Miami (9/12/11)
Yards:	517	at Miami (9/12/11)
Pct. (min. 20 att.):	.885	vs. Jacksonville (12/27/09)
Touchdowns:	6	at Miami (10/21/07)
		vs. Tennessee (10/18/09)
Rating:	158.3	at Detroit (11/25/10)
		at Miami (10/21/07)

★ Brady won 76 of his first 100 regular season starts, tying Roger Staubach's mark for most victories by a quarterback in his first 100 starts during the Super Bowl Era (since 1966).

★ Brady is the only quarterback in NFL history to start and win three Super Bowls before his 28th birthday, having quarterbacked the Patriots to victories in Super Bowl XXXVI when he was 24 years old, Super Bowl XXXVIII (26) and Super Bowl XXXIX (27).

★ Brady is the fourth quarterback in NFL history to lead his team to three or more Super Bowl wins, joining Terry Bradshaw (4), Joe Montana (4) and Troy Aikman (3).

★ Brady owns two Pete Rozelle Awards as Super Bowl MVP (XXXVI and XXXVIII). He is just the fourth player in Super Bowl history to earn multiple MVP awards, joining Joe Montana (3), Terry Bradshaw (2) and Bart Starr (2), all three of whom are enshrined in the Pro Football Hall of Fame.

★ Brady has orchestrated 31 game-winning drives to break a tie or take the lead in the fourth quarter or overtime. Six of his game-winning efforts have come in the postseason, where he has played in 19 games.

★ Brady led a game-winning drive to break a tie or take the lead in the fourth quarter of each of the Patriots' three Super Bowl victories, becoming the only quarterback in NFL history to lead three such game-winning drives in the Super Bowl.

★ Brady tied an NFL record in 2005 by distributing his 26 touchdown passes to 12 different players. The only other NFL player to accomplish the feat was Brad Johnson in 2003.

★ Brady is tied with Drew Brees (Super Bowl XLIV) for the Super Bowl record for pass completions in a game, connecting on 32 passes in Super Bowl XXXVIII.



EXTRA POINTS

★ Tom donated 1,500 laptops to One Laptop Per Child, a non-profit organization that provides rugged, low-cost, low-power laptops to schoolchildren across the globe. The laptops that Tom donated were distributed to children in 31 countries as well as Boys & Girls Clubs in every New England state. In February 2009, Tom visited the West End House Boys & Girls Club in Allston, Mass., to visit with the club's members and to demonstrate the laptop's capabilities.

★ When he was just four years old, Tom attended the 1981 NFC Championship Game with his father. He was in the stands at Candlestick Park when Joe Montana found Dwight Clark for "The Catch" that sent the 49ers to the Super Bowl.

★ Brady has been a consistent supporter of the Best Buddies program. Most recently, he served as an honorary chairman of the Best Buddies Challenge, participating in a flag football game in Boston and a bike ride on Cape Cod.

★ Brady won his first 10 playoff games, setting an NFL record for the most consecutive playoff wins.

★ Brady has been voted an offensive co-captain by his teammates for the last 9 seasons (2002-2010).

★ Brady led the NFL with 28 touchdown passes in 2002 and became the first Patriot to lead the league in touchdown passes since Steve Grogan shared the lead with Cleveland's Brian Sipe (28) in 1979.

★ Brady threw at least two touchdown passes in each of the first five games of the 2002 season, the first Patriot to accomplish that feat and the first Patriot to throw for at least two touchdowns in five straight games in a single season since Butch Songin (10/23/60—11/18/60).

★ Brady (24 years, 184 days old) was voted MVP of Super Bowl XXXVI and was the third-youngest player to earn the honor (Marcus Allen, 23 years and 301 days at Super Bowl XVIII and Lynn Swann, 23 years, 316 days at Super Bowl X).

★ Brady was voted to the 2001 Pro Bowl and became just the second Patriots quarterback to receive the honor (Drew

★★★★★ ALL-TIME LEADER IN TD/INT RATIO ★★★★★

Over his career, Tom Brady has thrown 2.60 times more touchdowns than interceptions. His touchdown-to-interception ratio is the second best in NFL history among all players with 2,000 or more passing attempts.

ALL-TIME NFL LEADERS / TOUCHDOWN-TO-INTERCEPTION RATIO

Player	Team(s)	Years	GP	TD	INT	Ratio
Aaron Rodgers	GB	2005-2011	69	132	38	3.47
Tom Brady	NE	2000-2011	162	302	116	2.60
Steve Young	TB/SF	1985-1999	170	233	107	2.17
Philip Rivers	San Diego	2004-2011	98	163	78	2.09
Peyton Manning	IND	1998-2010	208	399	198	2.02
Donovan McNabb	PHI/WAS	1999-2011	167	234	117	2.00
Joe Montana	SF/KC	1979-1994	192	273	139	1.96

NOTE: Minimum 2,000 career passing attempts. Regular season only.



Bledsoe, 1994, 1996 and 1997). He also became just the fifth quarterback since 1970 to be voted to the Pro Bowl in his first year as a starter, joining Dan Marino (1983), Brett Favre (1992), Kurt Warner (1999) and Daunte Culpepper (2000).

★ Brady threw for 53 yards on the Patriots' game-winning drive in Super Bowl XXXVI, completing five of his eight passes. Two of his pass attempts were spiked to kill the game clock. With just 1:21 remaining, he moved the Patriots into field goal position without the benefit of timeouts.

★ Brady completed over 70 percent of his passes in four consecutive games during the 2001 season and joined an exclusive club of quarterbacks who accomplished the feat. He joined Joe Montana (8 games, 1989), Troy Aikman (4, 1995), Steve Young (4, 1993) and Sammy Baugh (4, 1945).

★ Brady completed the first 162 passes of his career without an interception. It was the longest streak to start a career in NFL history and ranks third for most attempts without an interception in Patriots franchise history.

SEASONAL REVIEWS

2011 (16/16, 3/3)

★ Named to his seventh career Pro Bowl.

★ Finished 2011 with 5,235 passing yards and joined Drew Brees (5,476 in 2011 and 5,069 in 2008), Dan Marino

(5,084 in 1984) and Matthew Stafford (5,038 in 2011) as the only players in NFL history to reach 5,000 passing yards in a single season.

★ Set an NFL record for consecutive completions in Super Bowl XLVI against the Giants with 16. Finished the game 27-of-41 for 276 yards, two touchdowns and one interception (2/5). Also set career Super Bowl records for most passing yards (1,277), most passes (197) and most completions (127).

★ Led his seventh career fourth-quarter playoff comeback, making a one-yard touchdown plunge on fourth-and-goal from the one-yard line in the fourth quarter to give the Patriots a final 23-20 lead. Tied Joe Montana for the NFL record for most playoff victories (16) and tied John Elway for most conference championships (5) by a starting quarterback. Completed 22-of-36 passes with no passing touchdowns and two interceptions in the AFC Championship game against the Ravens (1/22).

★ Set a franchise record for most passing yards in a playoff game with 363 and tied an NFL postseason record with six touchdown passes. Completed 26-of-34 passes for six touchdowns, one interception and a QB rating of 137.6 in the Divisional playoff game against the Broncos (1/14).

★ Named AFC Offensive Player of the Month for December/January.

★★★ HONORS & AWARDS ★★★

2011

Pro Bowl

AFC Offensive Player of the Month (November)
AFC Offensive Player of the Month (December/January)
AFC Offensive Player of the Week (Wk. 1, 2 & 16)
FedEx Air NFL Player of the Week (Wk. 1)

2010

Pro Bowl

Associated Press Most Valuable Player (unanimous selection)
Associated Press Offensive Player of the Year
Associated Press All-Pro: First Team
Sporting News Offensive Player of the Year
Sporting News All-Pro
Pro Football Weekly Most Valuable Player
Pro Football Weekly/PFWA All-NFL team
Peter King's SI.com Most Valuable Player
Peter King's SI.com Offensive Player of the Year
Peter King's SI.com All-Pro Offensive Team
AFC Offensive Player of the Month (Dec./Jan.)
AFC Offensive Player of the Week (Wk. 12 & 13)
FedEx Air NFL Player of the Week (Wk. 14)

2009

Pro Bowl

AFC Offensive Player of the Month (October)
AFC Offensive Player of the Week (Wk. 1, 6 & 16)
Associated Press Comeback Player of the Year

2007

Pro Bowl

Associated Press NFL Most Valuable Player
Associated Press All-Pro: First Team
Associated Press Male Athlete of the Year
Associated Press NFL Offensive Player of the Year
Sporting News Sportsman of the Year
Sporting News NFL Player of the Year
NFL MVP -- Pro Football Weekly/PFWA, USA Today, Dallas Morning News, Fort Worth Star-Telegram, San Francisco Chronicle
NFL Alumni Quarterback of the Year
NFL 101 Award: AFC Offensive Player of the Year
AFC Offensive Player of the Month (Sept. & Oct.)

AFC Offensive Player of the Week (Wk. 3, 6, 7, 14 and 17)
FedEx Air NFL Player of the Week (Wk. 6, 7, 11 and 17)

2006

FedEx Air NFL Player of the Week (Wk. 8)
Peter King's SI.com Offensive Player of the Week (Wk. 13)

2005

Pro Bowl

Sports Illustrated Sportsman of the Year
FedEx Express NFL Player of the Year Finalist
AFC Offensive Player of the Week (Wk. 5)
Pro Football Weekly Offensive Player of the Week (Wk. 5)
Vic Carucci's All-Vic Team -- NFL.com

2004

Pro Bowl

Sporting News Sportsman of the Year
Sports Illustrated NFL Player of the Year
Monday Night Football Hungriest Player Award (Wk. 9)

2003

Super Bowl XXXVIII MVP
NFL MVP -- Dallas Morning News and SI.com
NFL.com FedEx Air Player of the Week (Wk. 9 & Wk. 17)
AFC Offensive Player of the Week (Wk. 9 & Wk. 17)
Monday Night Football Hungriest Player Award (Wk. 9)
USA Today's All-Joe Team

2002

AFC Offensive Player of the Week (Wk. 1 & Wk. 9)
Monday Night Football Horse Trailer
Player of the Game (Wk. 1)

2001

Pro Bowl

Super Bowl XXXVI MVP
All Terry Team (Fox's Terry Bradshaw)
AFC Offensive Player of the Week (Wk. 5 & Wk. 11)
Miller Lite NFL Player of the Week (Wk. 12)
Patriots Miller Lite Player of the Week (Wk. 5 & Wk. 12)
Shaw's 12th Player Award



- ★ Threw for 39 touchdowns in 2011, marking the second highest total of his career (50 in 2007) and making him the only player in NFL history with at least two seasons with 39 or more touchdown passes.
- ★ Tied an NFL single-game playoff record with six touchdown passes, while completing 26 of 34 passes for a postseason career high 363 yards in the Divisional playoff game against the Broncos (1/14). Threw a touchdown pass in his 18th straight playoff game which ranks second all-time.
- ★ Led the Patriots back from a 0-21 first quarter deficit to beat the Bills 49-21, with a 23-of-35, 338-yard performance with three touchdowns, including the 300th of his career, tying John Elway for fifth place all time (1/1).
- ★ Scored two rushing touchdowns and threw one to Deion Branch in a come-from-behind win over the Dolphins to clinch a playoff bye. Completed 27-of-46 passes for 304 yards and no interceptions while leading the Patriots back from a 0-17 halftime deficit (12/24).
- ★ Became the second player to record three seasons with 35 TDs or more. Completed 23-of-34 passes for 320 yards, two touchdowns and no interceptions against the Broncos (12/18). Added his first rushing touchdown of the season on a 1-yard rush in the second quarter.
- ★ Threw two touchdown passes to Rob Gronkowski, who set an NFL record for TD receptions by a tight end in a

- season. Completed 22-of-37 passes for 357 yards and three TDs against the Redskins, moving him over 4,000 passing yards on the season for the fourth time in his career (12/11).
- ★ Named AFC Offensive Player of the Month for November.
- ★ Moved into a tie for sixth on the all-time touchdown list after a two TD performance against the Colts (12/4). Completed 29-of-38 passes for 289 yards and no interceptions.
- ★ Registered his 41st 300-yard game, completing 24-of-34 for 361 yards, three touchdowns and no interceptions (QB rating of 134.6). Also rushed five times for 28 yards, including a season-long 13-yard scramble against the Eagles (11/27).
- ★ Moved into seventh place all time for wins as a starting QB with 118. Threw for 234 yards against the Chiefs on 15-of-27 attempts with no interceptions and two touchdowns - marking his seventh season with at least 25 touchdown passes (11/21).
- ★ With a win over the Jets, Brady and Belichick surpassed Pro Football Hall of Famers Dan Marino and Don Shula of Miami for the most wins (117) by a quarterback-head coach duo in the Super Bowl era. Threw for 329 yards to set the NFL record for most yards through a team's first nine games with 3,032. Completed 26-of-39 passes for three touchdowns and no interceptions (11/13).


★★★★★ BRADY'S COMEBACKS ★★★★★

Tom Brady has engineered 34 career game-winning performances to lead his team to a victory from a fourth-quarter deficit or tie. He has accomplished the feat 26 times in the regular season and seven times in the playoffs (including three times in the Super Bowl).

TOM BRADY'S GAME-WINNING PERFORMANCES (33)

Date	Opp.	Score	Time Remaining			Passing Statistics [^]						
			in Reg.	Att	Cmp	Yds	TD	Int	Final			
01/22/12	BAL	16-20	15:00	6	3	20	0	0	23-20			
12/24/11	MD	17-17	15:00	10	8	120	0	0	27-24			
10/16/10	DC	13-16	2:31	9	8	80	1	0	20-16			
12/19/10	GB	21-27	13:49	6	5	82	1	0	31-27			
10/17/10	BAL	10-20	14:53	16	24	156	1	1	23-20	ot		
09/14/09	BUF	13-24	5:32	13	11	112	2	0	25-24			
12/29/07	at NYG	23-28	15:00	12	8	130	1	0	38-35			
12/03/07	at BAL	17-24	14:25	17	7	113	1	0	27-24			
11/25/07	PHI	24-28	15:00	16	11	109	0	0	31-28			
11/04/07	at IND	10-20	9:42	10	8	144	2	0	24-20			
01/14/07	at San Diego	*13-21	8:35	14	9	122	1	1	24-21			
12/03/06	DET	13-21	13:07	15	14	101	0	0	28-21			
11/26/06	CHI	10-10	14:46	7	6	98	1	0	17-13			
11/13/05	at MIA	15-16	2:53	2	2	76	1	0	23-16			
10/30/05	BUF	7-16	10:07	4	4	69	0	0	21-16			
10/09/05	at ATL	28-28	3:52	2	2	17	0	0	31-28			
09/25/05	at PIT	10-13	14:19	12	12	167	0	0	23-20			
02/06/05	PHI**	14-14	15:00	4	2	33	0	0	24-21			
10/03/04	at BUF	17-17	15:00	4	2	8	1	0	31-17			
02/01/04	CAR**	29-29	1:08	5	4	47	0	0	32-29			
01/10/04	TEN*	14-14	15:00	11	6	27	0	0	17-14			
11/30/03	at IND	31-31	10:21	6	3	31	1	0	38-34			
11/23/03	at HST	13-20	3:11	14	10	133	1	0	23-20	ot		
11/03/03	at DEN	23-26	2:51	4	5	58	1	0	30-26			
10/19/03	at MIA	13-13	15:00	10	7	147	1	0	19-13	ot		
10/05/03	TEN	24-27	4:40	1	1	15	0	0	38-30			
12/29/02	MIA	13-24	4:59	13	8	69	1	0	27-24	ot		
11/10/02	at CHI	19-30	5:16	14	9	116	2	0	33-30			
09/22/02	KC	38-38	0:00	5	4	46	0	0	41-38	ot		
02/03/02	STL**	17-17	1:21	8	5	53	0	0	20-17			
01/19/02	OAK*	3-13	15:00	27	20	138	0	0	16-13	ot		
12/16/01	at BUF	6-9	5:57	13	9	116	0	0	12-9	ot		
12/02/01	at NYJ	14-16	15:00	7	6	56	0	0	17-16			
10/14/01	SD	16-26	8:48	18	13	130	1	0	29-26	ot		

[^]-Statistics are from the time noted until the end of the game * Divisional Playoffs ** Super Bowl



★ Saw his 31-game regular season winning streak at home as a starter snapped after going 28-for-49 for 342 yards, two touchdowns and two interceptions against the Giants (11/6). Scrambled for five yards to convert on a third-and-four in the first quarter.

★ Completed 24 of 35 passes for 198 yards, two touchdowns and no interceptions in a loss at Pittsburgh (10/30).

★ Orchestrated the 32nd comeback of his career, going 8-for-9 in the final 2:31 of the game with the Patriots down by three to the Cowboys, and leading the team on an 80-yard scoring drive to win the game. Finished 27-for-41 with 289 yards, two touchdowns and two interceptions and rushed four times for 17 yards, including a third-down conversion on the final game-winning drive (10/16). With the win, Brady and Belichick tied Dan Marino and Don Shula as the winningest QB/head coach duo in the Super Bowl era with 116 wins.

★ Threw for 321 yards against the Jets on 24-of-33 passing with one touchdown and one interception - the first of his career in the red zone at home (10/9).

★ Scored two touchdowns against the Raiders (10/2) to surpass his childhood idol, Joe Montana, on the NFL All-Time touchdowns list with 274. He completed 16-of-30 passes for 226 yards, recording his 13th straight game with at least two touchdowns and his 20th consecutive game with at least one TD pass.

★ Set an NFL record for most passing yards over any three-game stretch (1,327) after throwing for 387 yards against the Bills. Went 30-for-45 with four touchdowns and four interceptions in a loss to Buffalo (9/25).

★ Earned AFC Offensive Player of the Week honors for the second consecutive week and the 19th time in his career, becoming the only player to open the season with two consecutive awards. Recorded his second game in a row with 400-plus-yards, tallying 423 yards on 31-for-40 passing with three touchdowns and no interceptions. His performance against the Chargers (9/18) moved him into 17th place on the NFL all-time passing list and earned him a nomination for FedEx Air NFL Player of the Week for the second week in a row.

★ Named the AFC Offensive Player of the Week and FedEx Air NFL Player of the Week honors for his record-breaking performance in the season opener in Miami (9/12) after setting a personal and franchise record with 517 passing yards - the 35th 300-plus-yard game of his career and the second 400-plus-yard performance. He also became the 18th quarterback in history to reach 35,000 yards.

2010 (16/16, 1/1)

★ Became the first player ever to be unanimously selected as the Associated Press Most Valuable Player.

★ Named an AFC Pro Bowl starter and was the top vote getter in fan voting.

★ Named as a co-captain for the ninth straight season.

★ Named Associated Press All-Pro (unanimous selection) and Associated Press Offensive Player of the Year.

★ Named the *Sporting News* Offensive Player of the Year, *Pro Football Weekly* Most Valuable Player, *Pro Football Weekly*/PFWA All-NFL team, Peter King's SI.com Most Valuable Player, Peter King's SI.com Offensive Player of the Year, and a member of Peter King's SI.com All-Pro Offensive Team.

★ Started all 16 games finishing the season with 3,900 passing yards, an NFL-leading 36 touchdowns and only four interceptions.

★ ACTIVE QB WINNING PERCENTAGE ★

Minimum 32 Starts (two full seasons), Regular Season Only

Player	Team (s)	W	L	T	Pct.
Tom Brady	NE	124	35	0	.780
Ben Roethlisberger	PIT	80	33	0	.708
Matt Ryan	ATL	43	19	0	.694
Philip Rivers	San Diego	63	33	0	.656
Peyton Manning	IND	141	67	0	.678
Tony Romo	DAL	47	30	0	.610

★ ★ ★ ALL-TIME LEADING PASSER ★ ★ ★

Tom Brady passed Drew Bledsoe on an 11-yard completion to Sam Aiken in the third quarter of the New Orleans (11/30) game in 2009 to become the Patriots all-time passing leader.

PATRIOTS ALL-TIME LEADING PASSERS

Player	YEARS	ATT	COMP	YARDS
Tom Brady	2000-11	5,362	3,424	40,255
Drew Bledsoe	1993-01	4,518	2,544	29,657
Steve Grogan	1975-90	3,593	1,879	26,886

★ Was first in the NFL with a 7.3 touchdown percentage, a 9.0 touchdown-to-interception ratio and a career-low and franchise-best 0.81 interception rate, which was also the third best in NFL history and best in NFL history among quarterbacks who had at least 250 pass attempts.

★ His 111.0 passer rating was first in the NFL and the fifth-best in NFL history.

★ Finished the regular season with 11 consecutive starts without an interception - the most by a quarterback since the 1970 merger. Also set an NFL record for most consecutive pass attempts without an interception, which currently sits at 335 pass attempts.

★ Threw a touchdown pass in all 16 games of the regular season for the first time in his career, joining five other quarterbacks since the NFL went to a 16-game season in 1978 to have at least one touchdown pass in each game (Daunte Culpepper, 2004; Brett Favre, 2003; Kurt Warner, 1999; Dan Marino, 1986 and 1984; Dave Krieg, 1984).

★ Had two or more touchdowns in 12 games, including two four-touchdown games in back-to-back weeks at Detroit (11/25) and vs. N.Y. Jets (12/6).

★ Set an NFL record for most consecutive home wins as a starting quarterback with 28, surpassing Brett Favre (25).

★ Named AFC Offensive Player of the Month for December/January after throwing for 1,197 yards on 88-of-136 passing for 13 touchdowns and no interceptions in the final five games of the regular season.

★ Earned AFC Offensive Player of the week twice:

- Week 12 vs. Detroit after finishing with a perfect quarterback rating for the second time in his career, completing 21-of-27 passes for 341 yards with four touchdowns and no interceptions (11/25).
- Week 13 vs. the Jets, completing 21-of-29 passes for 326 yards and four touchdowns (12/6).

★ Received FedEx Air Player of the Week honors after throwing for 369 yards on 27-of-40 passing and two touchdowns in snowy conditions against the Bears (12/12).

★ Engineered his 30th career game-winning performance to lead his team back from a fourth quarter deficit. The Patriots trailed Baltimore 20-10 with 14:53 remaining in

the game. From there, Brady completed 16-of-24 passes for 156 yards, one touchdown and one interception as New England scored the game's final 13 points in a 23-20 overtime win. He finished the game 27-of-44 for 292 yards, one TD and one interception (10/17).

★ Won his 100th game as a starter at Miami (10/4), becoming only the 11th NFL quarterback to register 100 wins as a starter, and reaching the milestone in the fewest number of starts (131) among quarterbacks who began their careers in the Super Bowl era (since 1966).

★ Engineered his 31st career comeback vs. Green Bay (12/19) after completing five-of-six passes for 82 yards to lead the Patriots on a touchdown and field goal drive to rally from a 27-21 deficit to a 31-27 win.

★ Registered his eighth season with more than 3,000 passing yards, passing Drew Bledsoe for most 3,000-yard seasons in team history.

2009 (16/16, 1/1)

★ Named offensive co-captain by his teammates.

★ Named AP Comeback Player of the Year.

★ Named to his fifth Pro Bowl.

★ Named AFC Offensive Player of the Month for October. Brady led New England to a 3-1 record in October, including a 59-0 win over Tennessee and a 38-7 win over Tampa Bay. He completed 92 of 131 passes (70.2 percent) for 1,161 yards, 12 touchdowns and a 121.7 passer rating during the month.

★★★ RECORDING SUCCESS ★★★

Tom Brady has quarterbacked the Patriots to victories in 124 of his 159 career regular-season starts, compiling a .780 winning percentage and giving him the best record of any quarterback in the Super Bowl era (since 1966). Including his 14-5 record in the playoffs, he has a 125-39 overall record.

TOP WINNING PERCENTAGES IN SUPER BOWL ERA

(Since 1966, Minimum 50 Starts, Regular Season Only)

Player	Team(s)	Years	W	L	T	Pct.
Tom Brady	NE	2000-11	124	35	0	.780
Roger Staubach	DAL	1969-79	85	29	0	.746
Joe Montana	SF/KC	1979-94	117	47	0	.713

MOST VICTORIES / FIRST 100 STARTS IN SUPER BOWL ERA

Player	Team(s)	1st Start	100th Start	Wins
Tom Brady	NE	09/30/01	10/14/07	76
Roger Staubach	DAL	09/20/70	09/16/79	76
Ken Stabler	OAK/HOU	10/17/71	09/21/80	72
Terry Bradshaw	PIT	09/20/70	11/27/78	68
Brett Favre	GB	09/27/92	10/25/98	68
Joe Montana	SF	012/2/79	09/18/88	68

QUARTERBACKS WITH THREE OR MORE SUPER BOWL VICTORIES

Quarterback	Team	Wins
Terry Bradshaw	PIT	4
Joe Montana	SF	4
Troy Aikman	DAL	3
Tom Brady	NE	3

PLAYERS WITH MULTIPLE SUPER BOWL MVP AWARDS

Player	Team	MVPs
Joe Montana	SF	3
Terry Bradshaw	PIT	2
Tom Brady	NE	2
Bart Starr	GB	2

★ Named AFC Offensive Player of the Week three times in 2009:

- Week 1 vs. Buffalo after throwing two touchdown passes in the final two minutes to rally the Patriots from a 24-13 deficit to a 25-24 victory.
- Week 6 vs. Tennessee after throwing for 380 yards and six touchdowns in a 59-0 victory.
- Week 16 vs. Jacksonville after completing 23 of 26 passes for 267 yards with four touchdowns in a 35-7 victory.

★ Finished the season with 4,398 passing yards (second highest of career) and 28 touchdowns (tied for the second highest of his career).

★ Became the Patriots' all-time leading passer, surpassing Drew Bledsoe on an 11-yard completion to WR Sam Aiken at New Orleans (1/30).

★ Reached 30,000 yards passing against Miami (12/6) to become the 31st player in NFL history to do so.

★ Brady became the 27th player in NFL history to reach 200 touchdowns with his 36-yard touchdown pass to TE Chris Baker vs. Atlanta (9/27).

★ Posted his franchise-record third season with over 4,000 passing yards.

★★ 2007: A SEASON FOR THE AGES ★★

Tom Brady threw 50 touchdown passes in the 2007 regular season, recording the highest single-season total in NFL history, while placing highly on other single-season or single-game passing lists.

ALL-TIME NFL LEADERS / SINGLE SEASON TD PASSES

Player	Team	Year	TD
Tom Brady	NE	2007	50
Peyton Manning	IND	2004	49
Dan Marino	MIA	1984	48
Dan Marino	MIA	1986	44
Kurt Warner	STL	1999	41
Tom Brady	NE	2011	39
Daunte Culpepper	MIN	2004	39
Brett Favre	GB	1996	39

ALL-TIME LEADERS / SINGLE-SEASON TD-INT DIFFERENTIAL

Player	Team	Season	TD	INT	Diff.
Tom Brady	NE	2007	50	8	+42
Peyton Manning	IND	2004	49	10	+39
Tom Brady	NE	2010	36	4	+32
Dan Marino	MIA	1984	48	17	+31
Kurt Warner	STL	1999	41	13	+28
Daunte Culpepper	MIN	2004	39	11	+28

ALL-TIME LEADERS / SINGLE-GAME COMP. PERCENTAGE

Player	Team	Date	Opponent	Cmp	Att	Pct.
Tom Brady	NE	01/12/08	JAX	26	28	92.9
Kurt Warner	ARI	09/20/09	JAX	26	24	92.3
Vinny Testaverde	CLV	12/26/93	LA Ra	21	23	91.3
Ken Anderson	CIN	11/10/74	PIT	20	22	90.9
Lynn Dickey	GB	12/13/81	GB	19	21	

NOTE: Includes all regular-season and playoff games since 1920. Minimum 20 attempts.

ALL-TIME NFL LEADERS / SINGLE-SEASON PASSING YDS

Player	Team	Season	Yards
Drew Brees	NO	2011	5,476
Tom Brady	NE	2011	5,235
Matthew Stafford	DET	2011	5,038
Dan Marino	MIA	1984	5,084
Drew Brees	NO	2008	5,069
Kurt Warner	STL	2001	4,830
Tom Brady	NE	2007	4,806



★ Established a franchise record of 30 games with 300 yards passing with seven 300-yard games in 2009.

★ Brady completed 29 of 34 pass attempts for 380 yards and six touchdowns vs. Tennessee (10/18). Brady had 345 yards passing in the first half, setting a Patriots record for most passing yards in a half. His previous best was 291 yards passing in the first half at Miami on Oct. 21, 2007.

- Against Tennessee, Brady directed a New England offense that set a franchise record for total yards (619) and points scored (59).
- In a historic second quarter, Brady threw five touchdowns, the highest in a single quarter in NFL history. His five touchdowns also tied the most in Brady's career in a single half. Brady also had five touchdowns in the first half at Miami on Oct. 21, 2007
- Brady tied a career high with six total touchdown passes. He also had six scoring passes on Oct. 21, 2007 at Miami. Brady has thrown for five touchdowns in a game two times and has had four touchdowns in a game seven times.

★ His 81-yard touchdown pass to WR Sam Aiken at Miami (11/8) was his third pass of 80 or more yards and the third longest of his career.

★ Had a stretch of five straight games with 300-yards or more.

★ Threw two or more touchdowns in a game seven times in 2009.

★ Had the two highest regular-season completion percentage games in team history:

- Established a Patriots team record for best completion percentage ever vs. Jacksonville when he completed 23-of-26 pass attempts for a .885 completion percentage, which is tied for 8th highest in NFL regular-season history.
- Had the second best completion percentage vs. Tennessee (10/18) when he completed 29 of 34 passes for .853 completion percentage.

2008 (1/1)

★ Named an offensive co-captain by his teammates for the seventh straight season.

★ Started at quarterback in the season opener and completed 7-of-11 passes for 76 yards before leaving the game with a knee injury.

★ Placed on injured reserve on Sept. 9 with a knee injury.

2007 (16/16, 3/0)

★ Voted Associated Press NFL Most Valuable Player.

★ Was an AP All-Pro First Team selection in addition to being named its Offensive Player of the Year and Male Athlete of the Year.

★ Earned his fourth career Pro Bowl selection .

★ Was voted an offensive co-captain by his teammates.

★★★★★ TOM BRADY'S TOUCHDOWN TARGETS ★★★★★

Tom Brady has thrown touchdown passes to 44 different players in the regular season and 16 different players in the playoffs. Below is a breakdown of Brady's total number of touchdown passes to each receiver.

REGULAR SEASON (300)

Randy Moss.....	39
Wes Welker	28
Rob Gronkowski	27
Deion Branch	24
Daniel Graham.....	17
Benjamin Watson.....	17
David Patten.....	16
Troy Brown.....	15
Christian Fauria.....	13
Aaron Hernandez	13
David Givens.....	12
Kevin Faulk	12
Mike Vrabel.....	8
Jabar Gaffney.....	6
Reche Caldwell.....	4
Bethel Johnson.....	4
Doug Gabriel.....	3
Chad Jackson.....	3

Antowain Smith.....	3
Donte' Stallworth.....	3
Jermaine Wiggins.....	3
Sam Aiken.....	2
Kyle Brady.....	2
Chris Baker.....	2
Alge Crumpler.....	2
Corey Dillon.....	2
Tim Dwight.....	2
Marc Edwards.....	2
Donald Hayes.....	2
Brandon Tate.....	2
Tom Ashworth.....	1
Larry Centers.....	1
Cam Cleeland.....	1
Andre' Davis.....	1
Julian Edelman	1
Heath Evans.....	1
Terry Glenn.....	1

Charles Johnson.....	1
Laurence Maroney.....	1
Chad Ochocinco.....	1
Patrick Pass.....	1
David Thomas.....	1
Dedric Ward.....	1
Danny Woodhead.....	1
TOTAL.....	300

PLAYOFFS (38)

David Givens.....	7
Deion Branch	4
Jabar Gaffney.....	3
Rob Gronkowski	3
Benjamin Watson.....	3
Wes Welker	3
Julian Edelman	2
Aaron Hernandez	2
Mike Vrabel.....	2
Troy Brown.....	1
Reche Caldwell.....	1
Alge Crumpler.....	1
Kevin Faulk	1
Daniel Graham.....	1
Bethel Johnson.....	1
Randy Moss.....	1
David Patten.....	1
Danny Woodhead.....	1
TOTAL.....	38

TOM BRADY'S MILESTONE TOUCHDOWNS

No.	Date	Opponent	Stadium	Receiver	Yards
1	Oct. 14, 2001	vs. San Diego	Foxboro Stadium	Terry Glenn	21
25	Sept. 22, 2002	vs. Kansas City	Gillette Stadium	Troy Brown	9
50	Sept. 28, 2003	at Washington	FedEx Field	David Givens	29
75	Oct. 3, 2004	at Buffalo	Ralph Wilson Stadium	David Patten	30
100	Sept. 18, 2005	at Carolina	Bank of America Stadium	Daniel Graham	1
125	Sept. 10, 2006	vs. Buffalo	Gillette Stadium	Kevin Faulk	17
150	Sept. 9, 2007	at N.Y. Jets	Giants Stadium	Randy Moss	51
175	Oct. 28, 2007	vs. Washington	Gillette Stadium	Mike Vrabel	2
197*	Dec. 29, 2007	at N.Y. Giants	Giants Stadium	Randy Moss	65
200	Sept. 27, 2009	vs. Atlanta	Gillette Stadium	Chris Baker	36
250	Dec. 12, 2010	vs. N.Y. Jets	Gillette Stadium	Brandon Tate	4
300	Jan. 1, 2012	vs. Buffalo	Gillette Stadium	Rob Gronkowski	7

*-Brady's 50th touchdown pass of the 2007 season, setting a new single-season NFL record

★ Set the NFL's single-season touchdown pass record with his 50th touchdown of the season with a 65-yard touchdown reception to Randy Moss, his second scoring strike of the game in the Patriots' 38-35 win over the New York Giants (12/29).

★ Finished the season with 398 completions, fourth on the all-time single-season list for NFL quarterbacks.

★ Established a Patriots franchise record for passing yards in a season with 4,806 passing yards, which ranks third on the all-time single-season list for NFL quarterbacks.

★ Set career single-season highs in five statistical categories including completions (389), completion percentage (68.9), passing yards (4,806), touchdown passes (50) and passer rating (117.2) in 2007.

★ Named AFC Offensive Player of the Month for the first time in his career in September and a second time in the month of October.

★ Named AFC Offensive Player of the Week five times in 2007 (Wk. 3, Wk. 6, Wk. 7, Wk. 14, Wk. 17).

★ Broke the NFL record set by the Colts' Peyton Manning for consecutive games with three or more touchdown passes with nine after throwing for three touchdown strikes in the Patriots' 24-20 win over the Indianapolis Colts on Nov. 4.

★ Passed Steve Grogan as the Patriots' career touchdown leader with his 183rd touchdown pass on a 6-yard connection to Randy Moss in the second quarter of the Patriots' 56-10 rout of the Buffalo Bills.

★ Made his 100th career start and completed 31 of 46 pass attempts for 388 yards and five touchdowns while leading the Patriots to their highest point total in 23 years in a 48-27 victory over the Dallas Cowboys (10/14).

★ Set a career high and became the 17th quarterback in NFL history to achieve a perfect passer rating of 158.3 in a game while setting a franchise record with six touchdown passes in the Patriots' 49-28 victory over the Miami Dolphins (10/21). Broke the franchise record with his sixth touchdown pass of the game on his second hookup with Welker, a 16-yard strike.

★ Led the 25th fourth-quarter comeback of his career in a 24-20 victory over the Indianapolis Colts (11/4). Capped off the New England comeback on a three-play, 51-yard drive that culminated in a 13-yard touchdown pass to Kevin Faulk.

★ Engineered the 26th fourth-quarter comeback of his career by recording the fourth highest yardage total of his career with 380 yards while completing a season high 34 passes in the Patriots' victory over the Philadelphia Eagles (11/25).

★ Capped off the 27th game-winning drive on an 8-yard pass in the end zone along the left sideline to Jabar Gaffney, giving the Patriots a 27-24 lead with 55 seconds to play in the game in New England's Monday Night victory at the Baltimore Ravens (12/3).

★ Turned in his fifth game of the season with four or more touchdown passes and his seventh game with 300-plus passing yards while completing 32 of 46 passes for 399 yards — the second highest total of his career — and four touchdowns in the Patriots' victory over the Pittsburgh Steelers (12/9).

★ Led the Patriots to victory after trailing in the fourth quarter for 28th time of his career, and the fourth time in 2007, as New England completed its regular-season schedule undefeated for just the fourth time in NFL history with a 38-35 comeback win over the N.Y. Giants (12/29). Tied and then broke the NFL's all-time single-season touchdown pass record with his 49th and 50th touchdown passes of the season, both to Randy Moss, while completing 32 of 42

★ TOM BRADY'S RECORD AS A STARTER ★

	Reg. Season	Playoffs	Total
Overall:	124-35	16-6	140-41
Home:	69-11	10-2	79-13
Road:	55-24	6-4*	61-28*
By Yardage Total			
Less than 200:	29-13	3-1	32-14
200-299:	56-16	10-4	66-20
300 or more:	39-6	3-1	42-7
Other Records			
vs. AFC East	49-12	1-1	50-13
vs. NFC	34-6	3-2	37-8
On Artificial Turf:	65-7	6-4	71-11
Indoors	10-3	2-3	12-56
Temp. below 40	28-3	10-2	38-5
Temp. below 35	17-3	8-2	25-5
Temp. below 30	7-1	8-1	15-2
Temp. below 25	1-0	5-1	6-1
Thanksgiving or later:	49-9	16-6	65-15
Leading at Halftime:	95-9	12-3	107-12
Leading after 3 Qtrs:	102-6	10-3	122-9
Overtime:	7-1	1-0	8-1
Final margin <7 pts:	33-7	7-3	40-10
Final margin <4 pts:	20-8	7-1	27-9
Passer rating >100.0:	72-4	7-0	79-4

*-Includes three Super Bowls at neutral sites

★ ★ ★ 4,000 YARDS & 25+ TDs ★ ★ ★

Tom Brady posted his team-record third season with 4,000 yards in 2009 after finishing with 4,398 passing yards, second only to the team-record 4,806 yards passing he had in 2007. Brady was tied with Drew Bledsoe with two 4,000-yard seasons. Brady had 4,110 yards passing in 2005 and a team-record 4,806 yards in 2007. He became the ninth NFL player to have three 4,000-yard seasons.

Brady finished the season with 36 touchdown passes in 2010 for his sixth season with 25 or more touchdowns. He is tied with Dan Marino and Drew Brees for the third most seasons with 25 or more touchdowns.

MOST SEASONS WITH 25-PLUS TOUCHDOWN PASSES

Peyton Manning	13
Brett Favre	11
Tom Brady	7
Drew Brees	7
Dan Marino	7
Joe Montana	6

★ ★ ★ 200 TOUCHDOWNS ★ ★ ★

Brady became the 27th player in NFL history to reach 200 touchdowns with a 36-yard TD pass to TE Chris Baker in the fourth quarter of the Atlanta game (9/27/09). He was one of the fastest players to reach this milestone.

FASTEST TO 200 TOUCHDOWN PASSES

Games	Player	Team (s)	NFL Debut	200th TD
89	Dan Marino	MIA	09/19/83	09/17/89
106	Peyton Manning	IND	09/06/98	11/21/04
107	Brett Favre	ATL/GB	10/27/91	11/15/98
116	Tom Brady	NE	11/23/00	09/27/09
121	Johnny Unitas	BAL (Colts)	1956	1963



pass attempts for 356 yards. Found Moss in the back right hand corner of the end zone on a 4-yard touchdown strike for his 49th passing touchdown of the season, tying Peyton Manning for the single-season record. Broke the all-time single-season touchdown pass record with his 50th scoring strike of the season, a 65-yard connection to Moss down the right sideline on a go-route

★ Completed his first 16 passes of the game and went on to finish the game with an NFL record 92.9 completion percentage as he completed 26 of 28 pass attempts and three touchdowns in the Patriots 31-20 win vs. Jacksonville (1/12) in the divisional playoffs.

★★ WINNINGEST COACH/QB TANDEM ★★

Bill Belichick and Tom Brady are 124-35 (.780) as a head coach-starting quarterback tandem, marking the best winning percentage of any coach-quarterback pair since the 1970 AFL-NFL merger.

WINNINGEST COACH/QB TANDEM SINCE 1970

(Regular Season Only, by winning percentage)

QB/Head Coach	Team (s)	W	L	T	Pct.
Tom Brady/Bill Belichick	NE	124	35	0	.780
Ken Stabler/John Madden	OAK	60	19	1	.756
Jim McMahon/Mike Ditka	CHI	46	15	0	.754
Peyton Manning/Tony Dungy	IND	73	24	0	.753

WINNINGEST COACH/QB TANDEM SINCE 1970

(Regular Season Only, by victories)

QB/Head Coach	Team (s)	W	L	T	Pct.
Tom Brady/Bill Belichick	NE	124	35	0	.780
Dan Marino/Don Shula	MIA	116	68	0	.630
Terry Bradshaw/Chuck Noll	PIT	107	51	0	.601

★★★ PLAYOFF LEADERS ★★★

Tom Brady is the fourth winningest quarterback in NFL playoff history among signal callers who have made at least 10 starts.

NFL ALL-TIME LEADERS / PLAYOFF WINNING PERCENTAGE AS STARTING QUARTERBACK

Minimum 10 Starts

Player	Team (s)	W	L	Pct.
Bart Starr	Green Bay	9	1	.900
Jim Plunkett	Oak./L.A. Raiders	8	2	.800
Ben Roethlisberger	Pittsburgh	10	3	.769
Tom Brady	New England	16	5	.762
Terry Bradshaw	Pittsburgh	14	5	.737
Troy Aikman	Dallas	11	4	.733
Joe Montana	San Fran./K.C.	16	7	.696
Kurt Warner	St. Louis/Arizona	9	4	.692
John Elway	Denver	14	7	.667

NFL ALL-TIME LEADERS / PLAYOFF VICTORIES AS STARTING QUARTERBACK

Player	Team(s)	Playoff Wins
Tom Brady	New England	16
Joe Montana	San Fran./K.C.	16
Terry Bradshaw	Pittsburgh	14
John Elway	Denver	14
Brett Favre	Green Bay	12
Troy Aikman	Dallas	11
Roger Staubach	Dallas	11

★ Completed 29 of 48 pass attempts for 266 yards and one touchdown in Super Bowl XLII (2/3).

2006 (16/16, 3/3)

- ★ Was voted an offensive co-captain by his teammates.
- ★ Finished third in the AFC with 3,529 passing yards, 319 completions and 24 touchdown passes.
- ★ Threw four touchdowns in a game twice (at MIN, at GB).
- ★ Recorded a 100.0 or higher passer rating six times in 2006.
- ★ Recorded 300 or more passing yards three times in 2006.
- ★ Was named FedEx Air NFL Player of the Week after completing 29 of 43 passes for 372 yards with four touchdowns and an interception against the Vikings (10/30).
- ★ Kept the Patriots' final scoring drive alive against Chicago (11/26) by juking Brian Urlacher and gaining 11 yards on a third-and-nine scramble in the fourth quarter.
- ★ Rushed for a career-high 31 yards on 10 carries in the victory over Jacksonville (12/24).
- ★ Completed 22-of-34 passes for 212 yards and two touchdowns in the Patriots' AFC Wild Card victory over the Jets (1/7).
- ★ Connected on 27-of-51 passes for 280 yards and two touchdowns with three interceptions in the Patriots' AFC Divisional playoff victory over San Diego (1/14). Quarterbacked his 24th career game-winning drive following a fourth quarter deficit. Kept the Patriots game-tying touchdown drive alive with a 12-yard pass to Jabar Gaffney on third-and-three in the fourth quarter. Two plays later, found Reche Caldwell in the corner of the end zone for a 4-yard touchdown in the fourth quarter.
- ★ Completed 21 of 34 passes for 232 yards and a touchdown in the AFC Championship Game against Indianapolis (1/21). Kept the Patriots' second touchdown drive alive with a 27-yard completion to Troy Brown on fourth-and-six in the second quarter.

2005 (16/16, 2/2)

- ★ Selected to his third Pro Bowl.
- ★ Led the NFL with a career-high 4,110 passing yards.
- ★ Finished second in the AFC with 334 completions.
- ★ Finished third in the AFC with 26 touchdown passes.
- ★ Was voted an offensive co-captain for the 2005 season by his teammates.
- ★ Recorded six passer ratings of 100.0 or higher, four 300-yard passing performances and four game-winning drives.
- ★ Became just the second player in Patriots history to pass for more than 4,000 yards in a season.
- ★ Engineered his 17th career game-winning performance, going 12-for-12 passing for 167 yards over the final 14:19 to rally the Patriots from a 13-10 deficit and claim a 23-20 victory on a 43-yard field goal with one second left at Pittsburgh (9/25).
- ★ Named AFC Offensive Player of the Week after registering a 140.4 passer rating and completing 22 of 27 passes for 350 yards and three touchdowns against the Atlanta Falcons (10/9).
- ★ Completed 15 of 27 passes for 201 yards and three touchdowns against Jacksonville (1/7), setting an NFL-record with his 10th consecutive playoff victory as a starting quarterback.

2004 (16/16, 3/3)

- ★ Named to his second career Pro Bowl as the Patriots won Super Bowl XXXIX.

★★ CAREER WINS ★★

MOST CAREER WINS AS A STARTER

(Regular season only)

Name	W	L	T	Pct.
Brett Favre	186	112	0	.624
John Elway	148	82	1	.643
Dan Marino	147	93	0	.613
Peyton Manning	141	67	0	.678
Fran Tarkenton	124	109	6	.531
Tom Brady	124	35	0	.780
Johnny Unitas	118	64	4	.651
Joe Montana	117	47	0	.713
Terry Bradshaw	107	51	0	.677
Warren Moon	102	98	0	.510

★ Registered a career-high 92.6 passer rating, the second highest rating in Patriots history.

★ Finished second in the AFC and tied his career high with 28 touchdown passes.

★ Led the NFL with a 109.4 passer rating in the playoffs and was the only quarterback in the playoffs not to throw an interception in 2004.

★ Was voted an offensive co-captain for the 2004 season by his teammates.

★ Completed 18 of 27 passes for 144 yards and a touchdown for a 92.2 passer rating in the Patriots' 20-3 victory over the Indianapolis Colts (1/16) in the Divisional Playoffs. Gave the Patriots a commanding 20-3 lead with a 1-yard touchdown plunge with 7:10 remaining in the game.

★ Connected on 14 of 21 passes for 207 yards and two touchdowns in the Patriots' 41-27 AFC Championship victory over the Pittsburgh Steelers (1/23). Amassed a 130.5 passer rating, the highest rating of his playoff career and the fourth highest rating in any game in his career. Found a streaking Deion Branch for a season-long 60-yard touchdown bomb in the first quarter.

★ Became the Patriots' all-time playoff touchdown leader with the 60-yard scoring pass, the eighth passing touchdown of his playoff career.

★ Completed 23 of 33 passes for 236 yards and two touchdowns for a 110.2 passer rating in the Patriots' 24-21 victory over the Philadelphia Eagles in Super Bowl XXXIX. Tied Bart Starr for the NFL record with his ninth consecutive playoff victory.

2003 (16/16, 3/3)

★ Named Super Bowl XXXVIII MVP after completing 32 of 48 passes for 354 yards and three touchdowns as the Patriots beat Carolina 32-29 and won their second title in three seasons.

★ Capped off a regular season in which he completed 317 passes for 3,620 yards and 23 touchdowns.

★ Ranked second in the AFC in pass attempts (527), third in passing yards (3,620) and fourth in completions (317).

★ Recorded three touchdown passes of 50 yards or more.

★ Completed seven passes for 45 yards or more.

★ Recorded six games with a passer rating of more than 100.0.

★ Did not throw an interception at home in the regular season.

★ Named AFC Offensive Player of the Week, FedEx Air Player of the Week and Snickers Hungriest Player of the Game after completing 20 of 35 passes for 350 yards and three touchdowns in New England's thrilling 30-26 come-

★★ NO INTERCEPTIONS ★★

Tom Brady entered 2011 with a streak of 335 consecutive pass attempts without an interception, an NFL record. Brady eclipsed Bernie Kosar's record of 308 pass attempts on Dec. 26, 2010 in Buffalo.

PASS ATTEMPTS WITHOUT AN INTERCEPTION

Player	Team	Year	Attempts
Tom Brady	New England	2010-11	358
Bernie Kosar	Cleveland	1990-91	308
Bart Starr	Green Bay	1964-65	308
Jeff George	Indianapolis/Atlanta	1993-94	279
Rich Gannon	Oakland	2001	277
Jason Campbell	Washington	2007-08	271

11 STRAIGHT WITHOUT AN INTERCEPTION

Brady finished the 2010 season with 11 straight starts without an interception. That is the most consecutive starts without an interception in the NFL since the 1970 merger. The previous best was nine straight by Jason Campbell (2007-08) and Bernie Kosar (1991).

NFL RECORD: NINE GAMES WITH TWO TDs AND NO INTERCEPTIONS

Brady set an NFL record by throwing at least two touchdowns without an interception in each of the final nine games of the 2010 season. Brady passed Don Meredith's previous record of six straight games with two or more touchdowns and no interceptions (1965-66).

from-behind victory over the Denver Broncos on Monday Night Football (11/3). Connected on four of five passes for 58 yards in the Patriots game-winning touchdown drive in the fourth quarter. Concluded the six-play, game-winning drive by finding David Givens for an 18-yard touchdown strike in the corner of the end zone with 30 seconds remaining in the game.

★ Connected on 29 of 47 passes for 368 yards and two touchdowns in the Patriots' come-from-behind 23-20 overtime victory over the Houston Texans (11/23). Engineered the 12th fourth quarter or overtime comeback of his career. Rolled out on a bootleg and found Graham in the end zone for a four-yard touchdown on fourth-and-one to tie the game at 20 with 40 seconds remaining in regulation.

★ Named AFC Offensive Player of the Week for his four-touchdown performance against the Buffalo Bills (12/27). Registered a season-high 122.9 passer rating while completing 21 of 32 passes for 204 yards and a season-high four touchdowns in the Patriots' 31-0 victory over the Bills.

★ Completed 21 of 41 passes for 201 yards and a touchdown in the Patriots' 17-14 divisional playoff victory over the Tennessee Titans (1/10).

★ Connected on 22 of 37 passes for 237 yards and a touchdown in the Patriots' 24-14 AFC Championship victory over the Indianapolis Colts (1/18). Connected with David Givens for a 7-yard touchdown reception on a hitch-and-go to give the Patriots an early 7-0 lead in the first quarter.

★ Earned Super Bowl MVP honors after completing 32 of 48 passes for 354 yards and three touchdowns against the Carolina Panthers in Super Bowl XXXVIII. Completed four of five passes in the final 1:08 to lead the Patriots on a Super Bowl-winning drive that culminated in Adam Vinatieri's winning boot with four seconds left in the contest.

2002 (16/16)

- ★ Led the NFL with 28 touchdown passes.
- ★ Completed 373 of 601 passes for 3,764 yards while starting all 16 games at quarterback.
- ★ Ranked third in the AFC in attempts (601), fourth in completions (373) and fourth in the AFC in passing yards (3,764).
- ★ Threw only 14 interceptions, including just five in his last 351 pass attempts.
- ★ Posted a touchdowns-to-interception ratio of +14 in 2002, the fourth highest total in the NFL.
- ★ Recorded six ratings of over 100.0 in 2002 (all victories), the highest single-season total by a Patriot since Drew Bledsoe recorded seven during the 1996 season.
- ★ Named AFC Offensive Player of the Week after completing 67.4 percent of his passes for 294 yards and three touchdowns without an interception in the Patriots 30-14 win over the Steelers (9/9) on Monday Night Football.
- ★ Threw the ball on 25 straight plays between the first and third quarters, completing 18 of those passes in that game (9/9)
- ★ Became the fifth quarterback in Patriots history to throw for over 400 yards in a game, completing 72 percent of his passes and throwing for four touchdowns in the Patriots 41-38 overtime win over the Kansas City Chiefs (9/22). His 410 yards ranks as the sixth most prolific single-game passing performance in Patriots history.
- ★ Orchestrated his fifth career fourth-quarter comeback, as the Patriots rebounded after trailing 27-6 in the third quarter and 30-19 with less than five minutes left in the game to win 33-30 against the Chicago Bears (11/10). Attempted a career-high 55 passes, 39 of which came in the second half.
- ★ Led the Patriots back from a 24-13 deficit in the final 4:54 of the game en route to a 27-24 overtime win over the Miami Dolphins (12/29).

2001 (15/14, 3/3)

- ★ Started 14 of 15 regular season games at quarterback and completed 264 of 413 passes for 2,843 yards, while throwing 18 touchdowns and 12 interceptions.
- ★ His 63.9 percent completion rate set a new Patriots single-season best, eclipsing the mark set by Tony Eason (61.6, 1986).
- ★ Finished the season ranked third in the AFC and sixth in the NFL with a 86.5 passer rating.
- ★ Set NFL record for most pass attempts to start a career without throwing an interception (162).
- ★ Made first NFL start and completed 13 of 23 passes for 168 yards in 44-13 victory over Indianapolis (9/30) ... Became the first Patriots quarterback to win his first NFL start since Scott Zolak won at Indianapolis (11/15/92).
- ★ Named AFC Offensive Player of the Week following his performance in the Patriots 29-26 overtime victory over San Diego (10/14). Completed his first NFL touchdown pass on a 21-yard connection to Terry Glenn. Threw 54 passes with 33 completions, tying him for eighth in team history in both categories. Completed 13-of-19 passes for 130 yards during two fourth quarter comeback scoring drives and the game winning overtime scoring drive.
- ★ Connected with David Patten on a 91-yard touchdown pass against Indianapolis (10/21), the longest play from scrimmage in franchise history. Completed all seven of his pass attempts in the first half for 134 yards and two touchdowns.

- ★ Named AFC Player of the Week after notching a season-high four touchdowns while completing 19 of 26 passes for 268 yards in a 34-17 victory over the New Orleans Saints (11/25). Earned a passer rating of 143.9, his third rating over 100 during the season.
- ★ Made his first postseason start and set Patriots' single-game postseason highs with 52 attempts, 32 completions and 312 yards in the Patriots' divisional playoff victory over Oakland (1/19). Became first quarterback in franchise history to record a postseason rushing touchdown with a 6-yard scamper. Completed all eight of his pass attempts for 45 yards in overtime as the Patriots marched 61 yards on 15 plays to set up a Vinatieri 23-yard game-winning field goal for the victory.
- ★ Led the team in completions (12), yards (115), completion percentage (66.7 percent) and passer rating (84.3) despite leaving the AFC Championship Game victory over the Steelers (1/27) late in the second quarter with an injury and not returning.
- ★ Named Super Bowl XXXVI MVP after connecting on 16 of 27 passes for 145 yards and one touchdown. Completed five of eight passes for 53 yards on the game-winning drive that began with 1:21 remaining in the fourth quarter with the game tied at 17 and ended with an Adam Vinatieri 48-yard field goal as time expired.

2000 (1/0)

- ★ Saw action in a reserve role at quarterback in one contest.
- ★ Listed among the Patriots inactives for 14 weeks during the season.
- ★ Active but did not play against Cincinnati (11/19).
- ★ Entered his first NFL game in the fourth quarter and completed one of three passes for 6 yards against the Detroit Lions (11/23). Completed his first NFL pass to Rod Rutledge for 6 yards.

COLLEGE

- ★ Brady earned three letters at Michigan (1997-99) and recorded a 20-5 record as a two-year starter for the Wolverines.
- ★ Started all 25 games of his junior and senior seasons, including victories in the 1999 Citrus Bowl and the 2000 Orange Bowl.
- ★ Led the Wolverines to 15 wins in a 16-game span from 1998-99.
- ★ Finished his career ranking third in Michigan history with 710 attempts and 442 completions, fourth with 5,351 yards and 62.3 completion percentage and fifth with 35 touchdown passes.
- ★ Completed 31 of 56 attempts for 375 yards against Ohio State to establish school game-records, breaking the old marks of 52 attempts for 372 yards by Scott Dreisbach vs. Virginia in 1995 and 29 completions by Todd Collins vs. Oklahoma State in 1992.
- ★ Threw at least one touchdown pass in all 16 Big Ten conference games as a starter.
- ★ As a senior in 1999 was named All-Big Ten Conference second-team selection and selected team MVP after completing 214 of 341 passes (62.8 percent) for 2,586 yards, 20 touchdowns and only six interceptions.
- ★ Led Michigan to the Big Ten title as a junior in 1998.
- ★ Served as Brian Griese's backup during the Wolverines' national championship season, in which they went 12-0 in 1997.

PERSONAL

★ Thomas Brady was born the son of Tom and Galyann Brady on Aug. 3, 1977 in San Mateo, Calif.

★ *Blue Chip Illustrated* and *Prep Football Report* All-American selection at Junipero Serra High in San Mateo, Calif.

★ Added all-state and All-Far West honors as the team's Most Valuable Player.

★ Earned two letters in both football and baseball.

★ Was the starting varsity quarterback for two seasons (1993-94) and completed 236 of 447 passes (52.8 percent) for 3,702 yards and 31 touchdowns during his high school career.

★ Drafted in the 18th round of the 1995 Major League Baseball draft as a catcher by the Montreal Expos.

★ Inducted into the Junipero Serra High School Hall of Fame in 2003, joining fellow Serra High graduates Barry Bonds, Lynn Swann, Gregg Jeffries, Jim Fregosi, and his older sister Maureen, among many others.

★ ★ ★ ★ ★ TOM BRADY ★ ★ ★ ★ ★

Pos: QB Ht: 6-4 Wt: 225 lbs Year: 12th Acq: D6b-00 (199th) College: Michigan Born: 8/3/77

REGULAR SEASON			PASSING STATISTICS												
Year	Team	G/S	Att	Cmp	Yds	Yds/Att	Pct	TD	TD %	Int	Int %	Lg	Sacks	Rating	
2000	Patriots	1/0	3	1	6	2.00	33.3	0	0	0	0	6	0/0	42.4	
2001	Patriots	15/14	413	264	2843	6.88	63.9	18	4.4	12	2.9	91t	41/216	86.5	
2002	Patriots	16/16	601	373	3764	6.26	62.1	28	4.7	14	2.3	49t	31/190	85.7	
2003	Patriots	16/16	527	317	3620	6.87	60.2	23	4.4	12	2.3	82t	32/219	85.9	
2004	Patriots	16/16	474	288	3692	7.79	60.8	28	5.9	14	3.0	50	26/162	92.6	
2005	Patriots	16/16	530	334	4110	7.75	63.0	26	4.9	14	2.6	71	26/188	92.3	
2006	Patriots	16/16	516	319	3529	6.84	61.8	24	4.7	12	2.3	62t	26/175	87.9	
2007	Patriots	16/16	578	398	4806	8.31	68.9	50	8.7	8	1.4	69t	21/128	117.2	
2008	Patriots	1/1	11	7	76	6.91	63.6	0	0.0	0	0.0	26	0/0	83.9	
2009	Patriots	16/16	565	371	4398	7.78	65.7	28	5.0	13	2.3	81t	16/86	96.2	
2010	Patriots	16/16	492	324	3,900	7.93	65.9	36	7.3	4	0.8	79t	25/175	111.0	
2011	Patriots	16/16	611	401	5,235	8.57	65.6	39	6.4	12	1.9	99t	32/173	105.6	
Totals - 12 years		161/159	5,321	3,397	39,979	7.51	63.8	300	5.6	115	2.2	99t	276/1,712	96.4	

POSTSEASON			PASSING STATISTICS											
Year	Team	G/S	Att	Cmp	Yds	Yds/Att	Pct	TD	TD %	Int	Int %	Lg	Sacks	Rating
2001	Patriots	3/3	97	60	572	5.90	61.9	1	1.0	1	1.0	29	5/36	77.3
2003	Patriots	3/3	126	75	792	6.29	59.5	5	4.0	2	1.6	52	0/0	84.5
2004	Patriots	3/3	81	55	587	7.25	67.9	5	6.2	0	0.0	60t	7/57	109.4
2005	Patriots	2/2	63	35	542	8.60	55.6	4	6.3	2	3.2	73	4/12	92.2
2006	Patriots	3/3	119	70	724	6.08	58.8	5	4.2	4	3.4	49	4/22	76.5
2007	Patriots	3/3	109	77	737	6.76	70.6	6	5.5	3	2.8	53	8/52	96.0
2009	Patriots	1/1	42	23	154	3.67	54.8	2	4.8	3	7.1	24	3/22	49.1
2010	Patriots	1/1	45	29	299	6.64	64.4	2	4.4	1	2.2	37	5/40	89.0
2011	Patriots	3/3	111	75	878	7.9	67.6	8	7.2	4	3.6	61t	3/15	100.4
Totals - 9 years		22/22	793	499	5,285	6.66	62.9	38	4.8	19	2.4	73	39/256	87.8

REGULAR SEASON		RUSHING						FUMBLES		POSTSEASON		RUSHING						FUMBLES	
Year	Team	No	Yds	Avg	Lg	TD	No	Lost		Year	Team	No	Yds	Avg	Lg	TD	No	Lost	
2000	Patriots	0	0	0	0	0	0	0		2001	Patriots	8	22	2.8	6t	1	1	0	
2001	Patriots	36	43	1.2	12	0	12	3		2003	Patriots	12	18	1.5	12	0	0	0	
2002	Patriots	42	110	2.6	15	1	11	5		2004	Patriots	7	3	0.4	3	1	1	1	
2003	Patriots	42	63	1.5	11	1	13	5		2005	Patriots	3	8	2.7	7	0	2	0	
2004	Patriots	43	28	0.7	10	0	7	5		2006	Patriots	8	18	2.3	12	0	2	0	
2005	Patriots	27	89	3.3	15	1	4	3		2007	Patriots	4	-1	-0.3	2	0	1	1	
2006	Patriots	49	102	2.1	22	0	12	4		2008	Patriots	-	-	-	-	-	-	-	
2007	Patriots	37	98	2.6	19	2	6	4		2009	Patriots	0	0	0.0	0	0	1	1	
2008	Patriots	0	0	0.0	0	0	0	0		2010	Patriots	2	2	1.0	3	0	1	0	
2009	Patriots	29	44	1.5	9	1	4	2		2011	Patriots	9	10	1.1	4	1			
2010	Patriots	31	30	1.0	9	1	3	1		Totals - 9 Years									
2011	Patriots	43	109	2.5	13	3	3	2				53	80	1.5	12	2	9	3	
Totals -12 years		379	716	1.9	22	10	76	34											

Additional Statistics: Receiving — 2001: 1 for 23 yards (12/22/01 vs. Miami)

Punting — 2003: 1 for 36 yards, downed at 1-yard line (12/7/03 vs. Miami)

★ ★ ★ ★ ★ TOM BRADY'S CAREER GAME-BY-GAME ★ ★ ★ ★ ★

2000	Opponent	P/S	Att	Cmp	Passing					Yds	Rating	Rushing					Score
					Yds	Pct	TD	Lg	Int	S		Rush	Yds	Lg	TD	W/L	
11/23	at Detroit	P	3	1	6	.333	0	6	0	0	42.4	0	0	0	0	L	9-34
2000 Totals		1/0	3	1	6	.333	0	6	0	0	42.2	0	0	0	0	0-1	
2001	Opponent	P/S	Att	Cmp	Passing					Yds	Rating	Rushing					Score
					Yds	Pct	TD	Lg	Int	S		Rush	Yds	Lg	TD	W/L	
09/09	at Cincinnati				Did Not Play												17-23
09/23	N.Y. Jets	P	10	5	46	.500	0	21	0	0	62.9	1	9	9	0	L	3-10
09/30	Indianapolis	S	23	13	168	.565	0	38	0	1	79.6	1	2	2	0	W	44-13
10/07	at Miami	S	24	12	86	.500	0	15	0	4	58.7	2	9	9	0	L	10-30
10/14	San Diego	S	54	33	364	.611	2	26	0	3	93.4	1	0	0	0	W	29-26
10/21	at Indianapolis	S	20	16	202	.800	3	91t	0	0	148.3	2	-2	-1	0	W	38-17
10/28	at Denver	S	38	25	203	.658	2	30t	4	2	57.1	2	-1	0	0	L	20-31
11/04	at Atlanta	S	31	21	250	.677	3	44t	0	3	124.4	3	0	1	0	W	24-10
11/11	Buffalo	S	21	15	107	.714	1	26	1	7	78.9	4	-1	2	0	W	21-11
11/18	St. Louis	S	27	19	185	.704	1	27	2	6	70.8	2	6	7	0	L	24-17
11/25	New Orleans	S	26	19	258	.731	4	41t	0	4	143.9	4	14	11	0	W	34-17
12/02	at N.Y. Jets	S	28	20	213	.714	0	46	0	3	93.3	3	0	2	0	W	17-16
12/09	Cleveland	S	28	19	218	.679	0	23	2	3	61.3	4	-3	0	0	W	27-16
12/16	at Buffalo	S	35	19	237	.543	0	40	1	5	63.6	3	13	12	0	W	12-9
12/22	Miami	S	19	11	108	.579	1	23t	0	3	91.6	3	-5	-1	0	W	20-13
01/06	at Carolina	S	29	17	198	.586	1	31	2	1	62.1	1	2	2	0	W	38-6
2001 Totals		15/14	413	264	2843	.639	18	91t	12	41	216	36	43	12	0	11-5	
01/19	Oakland	S	52	32	312	.615	0	29	1	2	70.4	5	16	6t	1	W	16-13
01/27	at Pittsburgh	S	18	12	115	.667	0	28	0	2	84.3	2	3	2	0	W	24-17
02/03	St. Louis	S	27	16	145	.593	1	23	0	1	86.2	1	3	3	0	W	20-17
2001 Postseason		3/3	97	60	572	.619	1	29	1	5	36	8	22	6t	1	3-0	
2002	Opponent	P/S	Att	Cmp	Passing					Yds	Rating	Rushing					Score
					Yds	Pct	TD	Lg	Int	S		Rush	Yds	Lg	TD	W/L	
09/09	Pittsburgh	S	43	29	294	.674	3	40t	0	2	110.0	-	-	-	-	W	30-14
09/15	at N.Y. Jets	S	35	25	269	.714	2	49t	1	0	100.8	2	5	4	0	W	44-7
09/22	Kansas City	S	54	39	410	.722	4	38t	1	4	110.9	1	2	2	0	W	41-38
09/29	at San Diego	S	53	36	353	.679	2	26	2	0	83.3	1	3	3	0	L	14-21
10/05	at Miami	S	31	17	240	.548	2	34t	2	3	74.7	1	0	0	0	L	13-26
10/13	Green Bay	S	44	24	183	.545	1	18	3	2	74.0	5	26	12	0	L	10-28
10/27	Denver	S	29	15	130	.517	1	17	0	5	75.4	2	5	4	0	L	16-24
11/03	at Buffalo	S	26	22	265	.846	3	31	0	1	147.6	1	-1	-1	0	W	38-7
11/10	at Chicago	S	55	36	328	.655	3	36t	1	2	92.1	3	16	13	0	W	33-30
11/17	at Oakland	S	30	18	172	.600	0	33	0	4	76.0	1	1	1	0	L	20-27
11/24	Minnesota	S	34	21	239	.618	3	27	0	2	112.3	6	4	5	0	W	24-17
11/28	at Detroit	S	30	18	210	.600	0	28	1	0	67.4	4	12	8	0	W	20-12
12/08	Buffalo	S	27	15	183	.556	2	41	0	0	101.3	5	-5	0	0	W	27-17
12/16	at Tennessee	S	29	14	134	.483	0	35	1	3	47.2	2	10	10t	1	L	7-24
12/22	N.Y. Jets	S	37	19	133	.514	1	15	1	2	57.6	4	24	15	0	L	17-30
12/29	Miami	S	44	25	221	.568	1	23	1	1	68.5	4	8	4	0	W	27-24
2002 Totals		16/16	601	373	3764	.621	28	49t	14	31	190	42	110	15	1	9-7	
2003	Opponent	P/S	Att	Cmp	Passing					Yds	Rating	Rushing					Score
					Yds	Pct	TD	Lg	Int	S		Rush	Yds	Lg	TD	W/L	
09/07	at Buffalo	S	28	14	123	.500	0	42	4	2	22.5	-	-	-	-	L	0-31
09/14	at Philadelphia	S	44	30	255	.682	3	27	0	2	105.8	6	7	4	0	W	31-10
09/21	N.Y. Jets	S	25	15	181	.600	0	31	0	5	82.3	3	-1	1	1	W	23-16
09/28	at Washington	S	38	25	289	.658	2	29	3	1	73.2	1	2	2	0	L	17-20
10/05	Tennessee	S	31	17	219	.548	1	58	0	3	26	3	2	4	0	W	38-30
10/12	NY Giants	S	21	8	112	.381	0	39	0	2	56.1	3	0	2	0	W	17-6
10/19	at Miami	S	34	24	283	.706	2	82	0	1	115.2	3	10	5	0	W	19-13
10/26	Cleveland	S	33	20	259	.606	0	45	0	1	85.3	2	-2	-1	0	W	9-3
11/03	at Denver	S	35	20	350	.571	3	66	1	0	108.0	2	-1	0	0	W	30-26
11/16	Dallas	S	34	15	212	.441	0	57	0	2	9	1	3	3	0	W	12-0
11/23	at Houston	S	47	29	368	.617	2	33	2	4	82.6	6	15	6	0	W	23-20
11/30	at Indianapolis	S	35	26	236	.743	2	31	2	2	10	2	-1	0	0	W	38-34
12/07	Miami	S	31	16	163	.516	0	25	0	3	67.0	2	-2	-1	0	W	12-0
12/14	Jacksonville	S	34	22	228	.647	2	32	0	2	16	1	7	7	0	W	27-13
12/20	at N.Y. Jets	S	25	15	138	.600	2	35	0	0	101.8	2	1	2	0	W	21-16
12/27	Buffalo	S	32	21	204	.656	4	30	0	2	14	5	23	11	0	W	31-0
2003 Totals		16/16	527	317	3620	.602	23	82t	12	32	219	42	63	11	1	14-2	
01/10	Tennessee	S	41	21	201	.512	1	41	0	0	73.3	5	5	5	0	W	17-14
01/18	Indianapolis	S	37	22	237	.595	1	28	1	0	76.1	5	1	2	0	W	24-14
02/01	Carolina	S	48	32	354	.667	3	52	1	0	100.5	2	12	12	0	W	32-29
2003 Postseason		3/3	126	75	792	.595	5	52	2	0	84.5	12	18	12	0	3-0	
2004	Opponent	P/S	Att	Cmp	Passing					Yds	Rating	Rushing					Score
					Yds	Pct	TD	Lg	Int	S		Rush	Yds	Lg	TD	W/L	
09/09	Indianapolis	S	38	26	335	.684	3	29	1	2	111.2	1	-1	-1	0	W	27-24
09/19	at Arizona	S	26	15	219	.577	2	27	2	2	78.8	5	3	3	0	W	23-12
10/03	at Buffalo	S	30	17	298	.567	2	44	0	0	112.9	2	2	3	0	W	31-17
10/10	Miami	S	19	7	76	.368	2	28	1	1	7	4	-1	2	0	W	24-10

★ ★ ★ ★ ★ TOM BRADY'S CAREER GAME-BY-GAME (CONT.) ★ ★ ★ ★ ★

10/17	Seattle	S	30	19	231	.633	1	48	1	1	7	84.2	3	7	6	0	W	30-20
10/24	N.Y. Jets	S	29	20	230	.690	1	42	0	3	20	104.1	3	-3	-1	0	W	13-7
10/31	at Pittsburgh	S	43	25	271	.581	2	23	2	4	28	72.9	-	-	-	-	L	20-34
11/07	at St. Louis	S	31	18	234	.581	2	50	0	2	9	103.4	3	1	3	0	W	40-22
11/14	Buffalo	S	35	19	233	.543	2	47	1	2	13	82.2	1	2	2	0	W	29-6
11/22	at Kansas City	S	26	17	315	.654	1	48	0	1	6	119.9	5	-1	3	0	W	27-19
11/28	Baltimore	S	30	15	172	.500	0	37	0	1	2	67.6	3	3	4	0	W	24-3
12/05	at Cleveland	S	20	11	157	.550	1	44	1	2	14	76.5	1	10	10	0	W	42-15
12/12	Cincinnati	S	26	18	260	.692	2	48	0	1	3	127.1	5	2	3	0	W	35-28
12/20	at Miami	S	29	18	171	.621	3	311	4	2	15	73.3	2	-2	-1	0	L	28-29
12/26	at N.Y. Jets	S	32	21	264	.656	2	35	0	1	6	112.0	4	3	5	0	W	23-7
01/02	San Francisco	S	30	22	226	.733	2	25	1	1	5	102.9	1	3	3	0	W	21-7
2004 Totals			16/16	474	288	3692	.608	28	50	14	26	162	92.6	43	28	10	0	14-2
01/16	Indianapolis	S	27	18	144	.667	1	17	0	3	29	92.2	4	6	3	1	W	20-3
01/23	at Pittsburgh	S	21	14	207	.667	2	60t	0	2	11	130.5	2	-2	-1	0	W	41-27
02/06	Philadelphia	S	33	23	236	.697	2	27	0	2	17	110.2	1	-1	-1	0	W	24-21
2004 Postseason			3/3	81	55	587	.679	5	60t	0	7	57	109.4	7	3	3	1	3-0
Passing													Rushing					
2005	Opponent	P/S	Att	Cmp	Yds	Pct	TD	Lg	Int	S	Yds	Rating	Rush	Yds	Lg	TD	W/L	Score
09/08	Oakland	S	38	24	306	.632	2	35	0	0	0	105.8	3	-1	0	0	W	30-20
09/18	at Carolina	S	44	23	270	.523	1	71	1	2	21	69.3	-	-	-	-	L	17-27
09/25	at Pittsburgh	S	41	31	372	.756	0	30	1	3	26	92.7	-	-	-	-	W	23-20
10/02	San Diego	S	32	19	224	.594	1	30t	1	1	8	78.1	2	4	4	0	L	17-41
10/09	at Atlanta	S	27	22	350	.815	3	55	1	1	8	140.4	1	1	1	0	W	31-28
10/16	at Denver	S	46	24	299	.522	1	49	0	0	0	79.9	1	12	12	0	L	20-28
10/30	Buffalo	S	21	14	199	.667	1	37	0	3	19	113.0	1	4	4	0	W	21-16
11/07	Indianapolis	S	33	22	265	.667	3	35	0	1	18	121.4	1	-1	-1	0	L	21-40
11/13	at Miami	S	36	21	275	.583	2	59	2	2	1	77.9	1	-1	-1	0	W	23-16
11/20	New Orleans	S	29	15	222	.517	3	60t	0	3	28	111.6	1	5	5	0	W	24-27
11/27	at Kansas City	S	40	22	248	.550	1	25	4	3	16	42.5	1	15	15	0	L	16-26
12/04	N.Y. Jets	S	37	27	271	.730	0	25	0	2	20	93.4	4	19	7	0	W	16-3
12/11	at Buffalo	S	38	29	329	.763	2	40	2	1	1	97.4	4	17	9	1	W	35-7
12/17	Tampa Bay	S	31	20	258	.645	3	37	0	1	5	122.8	3	6	3	0	W	28-0
12/26	at N.Y. Jets	S	29	18	185	.621	2	23	1	3	17	89.0	3	7	3	0	W	31-21
01/01	Miami	S	8	3	37	.375	1	18	1	0	0	52.6	1	2	2	0	L	26-28
2005 Totals			16/16	530	334	4110	.630	26	71	14	26	188	92.3	27	89	15	1	10-6
01/07	Jacksonville	S	27	15	201	.556	3	63t	0	4	12	116.4	2	9	7	0	W	28-3
01/14	at Denver	S	36	20	341	.556	1	73	2	0	0	74.0	1	-1	-1	0	L	13-27
2005 Postseason			2/2	63	35	542	.556	4	63t	2	4	12	92.2	3	8	7	0	1-1
Passing													Rushing					
2006	Opponent	P/S	Att	Cmp	Yds	Pct	TD	Lg	Int	S	Yds	Rating	Rush	Yds	Lg	TD	W/L	Score
09/10	Buffalo	S	23	11	163	.478	2	34	1	3	27	82.3	5	3	3	0	W	19-17
09/17	at N.Y. Jets	S	29	15	220	.517	1	29	1	1	9	73.9	1	-1	-1	0	W	24-17
09/24	Denver	S	55	31	320	.564	1	31	0	0	0	79.4	2	7	5	0	L	7-17
10/01	at Cincinnati	S	26	15	188	.577	2	35	1	0	0	89.9	2	21	22	0	W	38-13
10/08	Miami	S	29	16	140	.552	2	15	0	1	6	91.2	4	-3	0	0	W	20-10
10/22	at Buffalo	S	27	18	195	.667	2	35t	0	4	24	112.4	2	2	3	0	W	28-6
10/30	at Minnesota	S	43	29	372	.674	4	45	1	3	27	115.6	1	1	1	0	W	31-7
11/05	Indianapolis	S	35	20	201	.571	0	39	4	0	0	34.0	3	13	9	0	L	20-27
11/12	N.Y. Jets	S	36	24	253	.667	1	33	1	4	21	84.6	-	-	-	-	L	14-17
11/19	at Green Bay	S	31	20	244	.645	4	54t	0	1	4	128.2	4	6	8	0	W	35-0
11/26	Chicago	S	33	22	267	.667	1	40	2	0	0	76.2	6	12	11	0	W	17-13
12/03	Detroit	S	38	27	305	.711	0	28	1	2	21	83.8	6	9	4	0	W	28-21
12/10	at Miami	S	25	12	78	.480	0	21	0	4	20	55.1	-	-	-	-	L	0-21
12/17	Houston	S	23	16	109	.696	2	43t	0	1	4	108.8	2	2	3	0	W	40-7
12/24	at Jacksonville	S	39	28	249	.718	1	36	0	1	7	97.1	10	31	9	0	W	24-21
12/31	at Tennessee	S	24	15	225	.625	1	62t	0	1	5	107.1	1	-1	-1	0	W	40-23
2006 Totals			16/16	516	319	3529	.618	24	62t	12	26	175	87.9	49	102	22	0	12-4
01/07	N.Y. Jets	S	34	22	212	.647	2	31	0	1	12	101.6	2	14	12	0	W	37-16
01/14	at San Diego	S	51	27	280	.529	2	49	3	2	4	57.6	2	3	4	0	W	24-21
01/21	at Indianapolis	S	34	21	232	.618	1	27	1	1	6	79.5	4	1	2	0	L	34-38
2006 Postseason			3/3	119	70	724	.588	5	49	4	4	22	76.5	8	18	12	0	2-1
Passing													Rushing					
2007	Opponent	P/S	Att	Cmp	Yds	Pct	TD	Lg	Int	S	Yds	Rating	Rush	Yds	Lg	TD	W/L	Score
09/09	at N.Y. Jets	S	28	22	297	.786	3	51t	0	0	0	146.6	1	4	4	0	W	38-14
09/16	San Diego	S	31	25	279	.806	3	34	1	2	16	123.0	1	2	2	0	W	38-14
09/23	Buffalo	S	29	23	311	.793	4	45t	0	1	3	150.9	1	2	2	0	W	38-7
10/01	at Cincinnati	S	32	25	231	.781	3	23	1	0	0	115.0	2	-2	-1	0	W	34-13
10/07	Cleveland	S	38	22	265	.579	3	35	0	0	0	105.7	-	-	-	-	W	34-17
10/14	at Dallas	S	46	31	388	.674	5	69t	0	3	15	129.6	3	5	3	0	W	48-27
10/21	at Miami	S	25	21	354	.840	6	50t	0	1	10	158.3	-	-	-	-	W	49-28
10/28	Washington	S	38	29	306	.763	3	35	0	1	0	125.5	4	14	7	2	W	52-7
11/04	at Indianapolis	S	32	21	255	.656	3	55	2	2	18	95.2	5	14	19	0	W	24-20
11/18	at Buffalo	S	39	31	373	.795	5	43	0	0	0	146.1	2	9	5	0	W	56-10

★ ★ ★ ★ ★ **TOM BRADY'S CAREER GAME-BY-GAME (CONT.)** ★ ★ ★ ★ ★

11/25	Philadelphia	S	54	34	380	.630	1	42	0	3	18	90.0	3	16	12	0	W	31-28
12/03	at Baltimore	S	38	18	257	.474	2	43	1	3	21	76.3	2	14	12	0	W	27-24
12/09	Pittsburgh	S	46	32	399	.696	4	63t	0	0	0	125.2	1	4	4	0	W	34-13
12/16	N.Y. Jets	S	27	14	140	.519	0	46	1	1	6	51.5	4	9	4	0	W	20-10
12/23	Miami	S	33	18	215	.545	3	48	2	3	11	79.7	4	11	10	0	W	28-7
12/29	at N.Y. Giants	S	42	32	356	.762	2	65t	0	1	10	116.8	4	-4	-1	0	W	38-35
2007 Totals	16/16	578	398	4806	.689	50	69t	8	21	128	117.2	37	98	19	2		16-0	
01/12	Jacksonville	S	28	26	262	.929	3	53	0	1	4	141.4	2	1	2	0	W	31-20
01/20	San Diego	S	33	22	209	.667	2	18	3	2	11	66.4	2	-2	-1	0	W	21-12
02/03	N.Y. Giants	S	48	29	266	.604	1	19	0	5	37	82.5	-	-	-	-	L	14-17
2007 Postseason	3/3	109	77	737	.706	6	53	3	8	52	96.0		4	-1	2	0		2-1
Passing																		
2008	Opponent	P/S	Att	Cmp	Yds	Pct	TD	Lg	Int	S	Yds	Rating	Rushing					
09/07	Kansas City	S	11	7	76	.636	0	26	0	0	0	83.9	Rush	Yds	Lg	TD	W/L	Score
09/14	at N.Y. Jets						Placed on Injured Reserve											
2008 Totals	1/1	11	7	76	.636	0	26	0	0	0	0	83.9	0	0	0	0		11-5
Passing																		
2009	Opponent	P/S	Att	Cmp	Yds	Pct	TD	Lg	Int	S	Yds	Rating	Rushing					
09/14	Buffalo	S	53	39	378	.736	2	31	1	1	10	97.8	1	9	9	0	W	25-24
09/20	at N.Y. Jets	S	47	23	216	.489	0	29	1	0	0	53.1	1	2	2	0	L	9-16
09/27	Atlanta	S	42	25	277	.595	1	36t	0	0	0	87.1	3	0	2	0	W	26-10
10/04	Baltimore	S	32	21	258	.656	1	34	0	3	24	100.8	5	11	7	1	W	27-21
10/11	at Denver	S	33	19	215	.576	2	36	0	1	6	97.4	1	-1	-1	0	Lot	17-20
10/18	Tennessee	S	34	29	380	.853	6	48	0	2	6	152.8	-	-	-	-	W	59-0
10/25	at Tampa Bay	S	32	23	308	.719	3	54t	2	1	1	107.3	1	5	5	0	W	35-7
11/08	Miami	S	37	25	332	.676	1	71t	1	2	9	93.5	1	5	5	0	W	27-17
11/15	at Indianapolis	S	42	29	375	.690	3	63t	1	2	11	110.7	3	3	3	0	L	34-35
11/22	N.Y. Jets	S	41	28	310	.683	1	43	0	2	11	98.6	4	9	7	0	W	31-14
11/30	at New Orleans	S	36	21	237	.583	0	47	2	1	4	55.0	1	2	2	0	L	17-38
12/06	at Miami	S	29	19	352	.655	2	81t	2	0	0	101.5	-	-	-	-	L	21-22
12/13	Carolina	S	32	19	192	.594	1	23	1	0	0	74.0	2	-2	-1	0	W	20-10
12/20	at Buffalo	S	23	11	115	.478	1	16	1	0	0	59.1	4	-3	0	0	W	17-10
12/27	Jacksonville	S	26	23	267	.885	4	29	0	0	0	149.0	2	4	2	0	W	35-7
01/03	at Houston	S	26	17	186	.654	0	41	1	1	4	70.4	-	-	-	-	L	27-34
2009 Totals	16/16	565	371	4398	.657	28	81t	13	16	86	96.2	29	44	9	1		10-6	
01/10	Baltimore	S	42	23	154	.547	2	24	3	3	22	49.1	-	-	-	-	L	14-33
2009 Postseason	1/1	42	23	154	.547	2	24	3	3	22	49.1		0	0	0	0		0-1
Passing																		
2010	Opponent	P/S	Att	Cmp	Yds	Pct	TD	Lg	Int	S	Yds	Rating	Rushing					
09/12	Cincinnati	S	35	25	258	.714	3	45	0	0	0	120.9	Rush	Yds	Lg	TD	W/L	Score
09/19	at New York Jets	S	36	20	248	.556	2	46	2	1	9	72.5	0	0	0	0	L	14-28
09/26	Buffalo	S	27	21	252	.778	3	35t	0	1	7	142.6	4	6	9	0	W	38-30
10/04	at Miami	S	24	19	153	.792	1	17	0	3	7	107.1	5	6	5	0	W	41-14
10/17	Baltimore	S	44	27	292	.614	1	30	2	3	25	69.5	2	1	2	0	W	23-20
10/24	at San Diego	S	32	19	159	.594	1	24	0	4	31	82.7	2	1	2	0	W	23-20
10/31	Minnesota	S	27	16	240	.593	1	65t	0	0	0	100.8	4	-3	0	0	W	28-18
11/07	at Cleveland	S	36	19	224	.528	2	26	0	1	9	90.5	1	1	1	0	L	14-34
11/14	at Pittsburgh	S	43	30	350	.698	3	45	0	0	0	117.4	1	3	3	1	W	39-26
11/21	Indianapolis	S	25	19	186	.760	2	25	0	1	8	123.1	4	-2	0	0	W	31-28
11/25	at Detroit	S	27	21	341	.778	4	79t	0	1	3	158.3	4	1	3	0	W	45-24
12/06	New York Jets	S	29	21	326	.724	4	50	0	3	22	148.9	1	3	3	0	W	45-3
12/12	at Chicago	S	40	27	369	.675	2	59t	0	3	18	113.4	0	0	0	0	W	36-7
12/19	Green Bay	S	24	15	163	.625	2	35	0	3	27	110.2	0	0	0	0	W	31-27
12/26	at Buffalo	S	27	15	140	.556	3	23	0	1	9	107.0	3	13	7	0	W	34-3
01/02	Miami	S	16	10	199	.625	2	40	0	0	0	145.6	0	0	0	0	W	38-7
2010 Totals	16/16	492	324	3900	.65.9	36	79t	4	25	175	111.0	31	30	9	1		14-2	
01/16	N.Y. Jets	S	45	29	299	.644	2	37	1	5	40	89.0	2	2	3	0	L	21-28
2010 Postseason	1/1	45	29	299	.644	2	37	1	5	40	89.0		2	2	3	0		0-1



Deion BRANCH

84

HT: 5-9 WT: 195

Born: 7/18/79 Exp. (NFL/Patriots): 10/6

GP/GS (Playoffs): 131/108 (15/13) Acq: TR (SEA)-10

College: Louisville Hometown: Albany, Ga.

★★★ WIDE RECEIVER ★★★

CAREER TRANSACTIONS

Deion Branch was acquired by the Patriots from the Seattle Seahawks on Oct. 12, 2010 for a 2011 fourth-round draft pick ... Originally drafted by the Patriots in the second round (65th overall) of the 2002 NFL Draft ... Traded by the Patriots to Seattle (9/11/06) for an undisclosed draft pick.

CAREER HIGHLIGHTS

- ★ Returned to the Patriots after four seasons in Seattle and set a career high with six touchdown receptions in 2010 (one with Seattle and five with New England), including a career-long 79-yard touchdown reception at Detroit (11/25).
- ★ Branch was awarded the Pete Rozelle Trophy as the Most Valuable Player of Super Bowl XXXIX. His 11 receptions in the game tied the Super Bowl record, also achieved by Jerry Rice, Dan Ross and Wes Welker.
- ★ Branch has turned in his biggest performances on the greatest stage in sports, leading all receivers in Super Bowls XXXVIII and XXXIX. He recorded a combined 21 receptions in the two games and owns two of the top seven receiving performances in Super Bowl history. His career reception total in the Super Bowl ranks third all-time, trailing only Jerry Rice (33) and Andre Reed (27).

★★★ ROOKIE RECEPTION LEADERS ★★★

NFL SINGLE-GAME ROOKIE RECEPTION LEADERS

Player	Team	Game	Total
Don Looney	PHI	at Wash (12/1/40)	14
Deion Branch	NE	at S.D. (9/29/02)	13
Sid Blanks	HOU	at S.D. (9/12/64)	13
LaDainian Tomlinson	SD	vs. Ariz. (11/25/01)	13

★ BRANCH'S SINGLE-GAME CAREER HIGHS ★

Regular Season

Receptions:	13	at San Diego (9/29/02)
Yards:	151	at Chicago (12/12/10)
Average (min. 4 rec.):	17.5	at Kansas City (11/22/04)
Long:	79t	at Detroit (11/25/10)
Touchdowns:	2	4 times, most recently at Detroit (11/25/10)

Postseason:

Receptions:	11	vs. Philadelphia (2/6/05)
Yards:	153	at Denver (1/14/06)
Average (min. 4 rec.):	29.0	at Pittsburgh (1/23/05)
Long:	73	at Denver (1/14/06)
Touchdowns:	1	at Pittsburgh (1/23/05) vs. Carolina (2/1/04)

EXTRA POINTS

- ★ On the day of Super Bowl XXXIX, Deion called a dozen of his former football coaches to thank them for the support that they gave him throughout his high school, junior college and college careers. Hours after talking to his coaches, he tied the Super Bowl record with 11 receptions and was named MVP of the game.
 - ★ In the Patriots' 2005 divisional playoff game at Denver, Branch set a team playoff record with 153 receiving yards on eight catches. Branch also grabbed a 73-yard completion in the game, establishing the longest reception in Patriots playoff history.
 - ★ Branch was the NFL's leading receiver in the 2004 playoffs, pacing the league in receptions (16) and receiving yards (264). In addition to being named Super Bowl XXXIX MVP, he was selected as the NFL's Offensive Player of the Week following the AFC Championship Game (1/23/05), when he led all receivers with 116 yards, including a game-breaking 60-yard touchdown grab.
 - ★ Branch was the leading receiver in Super Bowl XXXVIII, grabbing 10 passes for 143 yards and a touchdown as the Patriots defeated the Carolina Panthers.
- ## SEASONAL REVIEWS
- ### 2011 (15/15, 3/3)
- ★ Started all 15 regular season games he played, finishing with 51 catches for 702 yards and five touchdowns. Started all three postseason games, making eight catches for 148 yards, including a 61-yard touchdown grab.
 - ★ Made three receptions for 45 yards against the Giants in Super Bowl XLVI (2/5).
 - ★ Caught two passes for 18 yards in a start in the AFC Championship game against the Ravens (1/22).
 - ★ Started at wide receiver and snared three receptions for 85 yards, including a 61-yard touchdown in the Divisional playoff game against the Broncos (1/14).
 - ★ Started, but saw minimal playing time against the Bills (1/1).
 - ★ Caught three passes for 37 yards and one touchdown against the Dolphins (12/24).
 - ★ Was inactive due to injury against the Broncos (12/18).
 - ★ Started and was targeted twice against the Redskins (12/11).
 - ★ Caught three passes for 37 yards against the Colts (12/4).
 - ★ Led the team with 125 yards on six receptions, including a season-long 63-yard catch to set up a second quarter touchdown against the Eagles (11/27).

- ★ Tallied 19 yards on two catches in a start against the Chiefs (11/21).
- ★ Caught five passes for 58 yards and one touchdown against the Jets (11/13). Moved into 9th place on the Patriots all-time receiving list, finishing with 3,934 yards.
- ★ Made two catches for 21 yards against the Giants (11/6). Moved into eighth place on the Patriots All-Time reception list with 292.
- ★ Caught four catches for 36 yards and one touchdown in a start against the Steelers (10/30).
- ★ Started and caught three passes for 69 yards including a 45-yard reception on a second quarter third-and-long against the Cowboys (10/16).
- ★ Led the team with seven receptions (74 yards) and one touchdown, including a 29-yard catch in the second quarter against the Jets (10/9).
- ★ Scored his first touchdown of the season on a 4-yard pass from Tom Brady against the Raiders (10/2).
- ★ Started against the Bills (9/25).
- ★ Recorded the 10th 100-yard game of his career, leading the team with 129 yards on eight receptions against the Chargers (9/18).
- ★ Started the season opener in Miami and caught 7 passes for 93 yards against the Dolphins (9/12).

2010 (11/9, 1/0 – New England)

- ★ Acquired by the Patriots in a trade with Seattle on Oct. 12.
- ★ Played in 11 games and started nine with the Patriots, finishing with a career-high six touchdowns (five with New England, one with Seattle) on 61 receptions for 818 yards (13.4 average). The 818 yards were second to the 998 yards he had in 2005 with the Patriots, while the 61 receptions were second to the 78 he had in 2005 with the Patriots.
- ★ Had two 100-yard games: three receptions for 113 yards at Detroit (11/25) and eight receptions for 151 yards at Chicago (12/12).
- ★ In his first game back with the Patriots vs. Baltimore (10/17) after spending four-plus seasons with the Seahawks, had nine receptions for 98 yards and one touchdown - a five-yard throw from Brady in the fourth quarter. The nine receptions against the Ravens were the second highest single-game total of his career, dating back to his career-high 13-catch performance at San Diego as a rookie (11/29/02).
- ★ Led the team with seven catches for 70 yards vs. Indianapolis (11/21), including a third-down conversion in the first quarter that kept alive a 15-play, 82-yard scoring drive (11/21). Also contributed a key block to Danny Woodhead's career-long 36-yard touchdown run.
- ★ Recorded his longest career reception on a 79-yard touchdown pass from Tom Brady at Detroit (11/25), besting a 66-yard TD pass from Brady in 2003. Finished with three receptions for 113 yards and two touchdowns (11/25).
- ★ Set a personal best with 151 yards on eight receptions including a 59-yard touchdown pass from Tom Brady on the final play of the first half at Chicago (12/12).

2010 (4/3 – Seattle)

- ★ Started three of four games for Seattle and caught 13 passes for 112 yards and one touchdown.
- ★ Was traded from Seattle to the Patriots on Oct. 12.

2009 (14/5 – Seattle)

- ★ Played in 14 games with five starts for Seattle.

Branch Returns to the Patriots

Deion Branch was acquired by the Patriots in a trade with Seattle on Oct. 12, 2010. Originally a second-round pick of the Patriots in 2002, Branch was traded to Seattle in 2006 for a first round pick (Brandon Meriweather). Branch returns to a team that he helped win two Super Bowls. Branch was awarded the Pete Rozelle Trophy as the Most Valuable Player of Super Bowl XXXIX. His 11 receptions in the game tied the Super Bowl record, also achieved by Jerry Rice, Dan Ross and Wes Welker. On the day of Super Bowl XXXIX, Deion called a dozen of his former football coaches to thank them for the support that they gave him throughout his high school, junior college and college careers. Hours after talking to his coaches, he tied the Super Bowl record with 11 receptions and was named MVP of the game. Branch has turned in his biggest performances on the great-stage in sports, leading all receivers in Super Bowls XXXVIII and XXXIX. He recorded a combined 21 receptions in the two games and owns two of the top seven receiving performances in Super Bowl history. His career reception total in the Super Bowl ranks third all-time, trailing only Jerry Rice (33) and Andre Reed (27).

- ★ Finished the season with 45 receptions for 437 yards and two touchdowns.

2008 (8/8 – Seattle)

- ★ Was limited to eight games due to injury.
- ★ Started all eight games that he played.
- ★ Finished with 30 receptions for 412 yards and four touchdowns.
- ★ Caught two touchdown passes in his first game against his old team vs. New England (12/7).

2007 (11/11, 1/0 – Seattle)

- ★ Started 11 games, missing five games due to injury.
- ★ Finished the season with 49 receptions for 661 yards and four touchdowns.
- ★ Had two 100-yard games with seven receptions for 122 yards at Arizona (9/16) and seven receptions for 130 yards at San Francisco (9/30).
- ★ Was inactive for the postseason game vs. Washington (1/5) and played but did not start in the postseason game at Green Bay (1/12).
- ★ Suffered a knee injury in the game against the Packers.

2006 (14/13, 2/2 – Seattle)

- ★ Was traded from the Patriots to Seattle on Sept. 11 following the first regular-season game of the year.
- ★ After sitting out the second week with Seattle, went on to start in 13 of 14 games.
- ★ Finished the season with 53 receptions for 725 yards and four touchdowns.
- ★ Also started two postseason games and finished with eight catches for 96 yards.

★ Caught seven passes for 113 yards and a 38-yard touchdown at San Francisco (11/19).

2005 (16/15, 2/2)

★ Led the team with career highs in receptions (78), receiving yards (998) and touchdown receptions (5).

★ Recorded five or more receptions in 11 of 16 regular season games.

★ In the regular season, led the team in receptions or tied for the team lead nine times and paced the squad in receiving yards in five games.

★ Set a Patriots playoff record with 153 receiving yards on eight catches in the divisional playoffs against Denver (1/14). Recorded the longest reception in Patriots playoff history when he hauled in a 73-yard pass at Denver (1/14).

2004 (9/9, 3/3)

★ Started nine regular-season games and all three playoff contests.

★ Talled a then career-high four touchdown receptions.

★ Finished third on the team with 35 receptions and 454 receiving yards.

★ Led all NFL receivers in the playoffs with 16 receptions for 264 yards.

★ Exceeded the 100-yard receiving mark against the Chiefs (11/22).

★ Missed seven games due to injury.

★ Returned to action at Kansas City (11/22) and led the team with six receptions and 106 receiving yards and a touchdown.

★ Named NFL Offensive Player of Championship Sunday after recording a team-high 116 receiving yards on four receptions and a touchdown in the Patriots' 41-27 AFC Championship victory at Pittsburgh (1/23). Carried the ball twice for 37 yards and a touchdown. Scampered for a 14-yard gain on a reverse on the Patriots first play from scrimmage. Got open down the middle of the field and hauled in a 60-yard touchdown bomb from Tom Brady to give the Patriots a 10-0 lead with 6:49 remaining in the first quarter. Set up the Patriots second touchdown of the evening with a 45-yard reception down the middle of the field in the second quarter. Sealed the trip to the Super Bowl with a 23-yard touchdown run off of a reverse in the fourth quarter.

★ Named Super Bowl MVP after tying a Super Bowl record with 11 receptions in the Patriots' 24-21 victory over vs. Philadelphia (2/6) in Super Bowl XXXIX. Registered a game-high 133 receiving yards. Extended the Patriots' first scoring drive with a 7-yard grab on third-and-three late in the second quarter. Extended the Patriots' second touchdown drive with a pair of third-down receptions in the third quarter. Snared a 27-yard catch on third-and-six and then a 15-yard grab on third-and-10 during the drive. Grabbed four receptions for 71 yards during the Patriots' scoring drive to open the third quarter.

2003 (15/12, 3/3)

★ Started 12 of 15 games at wide receiver and led the team with 57 receptions and 803 receiving yards.

★ Gained first-down yardage on 40 of his 57 catches.

★ Recorded 24 third-down catches that gained first downs.

★ Registered a game- and regular season-high 107 yards receiving on three catches at Denver (11/3). Got open behind the Broncos secondary and hauled in a career-long 66-yard touchdown reception from Tom Brady to even the score at seven.

★ ★ ★ SUPER BOWL PERFORMANCE ★ ★ ★

MOST CAREER RECEPTIONS IN SUPER BOWL GAMES

Rec.	Player	Team	Games	Seasons
33	Jerry Rice	SF	4	'84, '88, '89, '94
27	Andre Reed	BUF	4	'90, '91, '92, '93
21	Deion Branch	NE	2	'03, '04
20	Roger Craig	SF	3	'84, '88, '89
20	Thurman Thomas	BUF	4	'90, '91, '92, '93

TOP RECEIVING PERFORMANCES IN SUPER BOWL HISTORY

Rec.	Player	Team	Game	Season
11	Deion Branch	NE	XXXIX	2004
	Wes Welker	NE	XLII	2007
	Jerry Rice	SF	XXIII	1988
	Dan Ross	CIN	XVI	1981
10	Deion Branch	NE	XXXVIII	2003
	Andre Hastings	PIT	XXX	1995
	Jerry Rice	SF	XXIX	1994
	Tony Nathan	MIA	XIX	1984

★ Snared a team-high six receptions for 64 yards and a touchdown.

★ Hauled in the game-winning touchdown with a 13-yard grab on third-and-seven with 8:41 remaining in the fourth quarter of a 38-34 win at Indianapolis (11/30).

★ Talled a game-high 10 receptions for 143 yards and a touchdown in the Patriots' 32-29 Super Bowl XXXVIII victory over Carolina (2/1). Hauled in the Patriots' first touchdown with a 5-yard reception from Tom Brady with 3:05 remaining in the second quarter. Helped set up the Patriots' second touchdown by getting behind the defense and hauling in a 52-yard reception. Kick-started the Patriots' third scoring drive of the afternoon with 16-yard catch in the third quarter. Set up Adam Vinatieri's game-winning field goal with a 17-yard reception on third-and-three with just nine seconds remaining in the contest.

2002 (13/7)

★ Finished his first NFL season ranked second among all AFC rookies with 43 receptions and tied for third with 489 receiving yards despite missing the final three games due to a leg injury.

★ Set a Patriots single-game rookie record by hauling in 13 passes at San Diego (9/29) and tied the second highest total by a rookie in NFL single-game history.

★ Led all rookies and ranked sixth in the AFC with an average kickoff return yardage of 24.0.

★ Had 12 receptions on third down, good for 153 yards and two touchdowns.

★ Returned five kickoffs for 31 yards or more, including a long of 63 yards at Detroit (11/28).

★ Snared six passes for 83 yards and a touchdown to lead the team in receiving in his NFL debut vs. Pittsburgh (9/9) as the Patriots defeated the Steelers, 30-14. Hauled in a 22-yard touchdown pass from Tom Brady in the third quarter for the first touchdown of his professional career.

★ Started his first professional game at wide receiver vs. Kansas City (9/22) and caught six passes for 33 yards as the Patriots upended the Chiefs, 41-38 in overtime.

★ Set a Patriots rookie record by hauling in 13 passes and recorded his first career 100-yard receiving day at San Diego (9/29), amassing 128 yards receiving.

★ Returned a kickoff 63 yards in the first quarter of the Patriots 20-12 win at Detroit (11/28) on Thanksgiving.

COLLEGE

- ★ Branch hauled in 143 passes for 2,204 yards (15.4 avg) and 18 touchdowns while at Louisville (2000-01).
- ★ His 143 catches rank sixth on the school's career-record list while his 2,204 yards are topped only by Miguel Montano (2,305, 1994-97), Iln Green (2,830, 1996-99) and Arnold Jackson (3,670, 1997-2000) in Louisville annals. Only Anthony Cummings (25, 1987-90), Green (33) and Jackson (31) have more touchdown catches in a career for the Cardinals.
- ★ Became only the second player in school history to record multiple 1,000 yard receiving seasons, joining Jackson (1,209 in 1999 and 1,165 in 1998)
- ★ Earned team MVP honors following the 2000 season.
- ★ Began his collegiate career at Jones County Junior College.

- ★ Elected one of the Cardinals' four captains for the 2001 season.
- ★ Named All-Conference USA first-team selection after leading the team with 72 receptions for 1,188 yards (16.5 avg.) and nine touchdowns.

PERSONAL

- ★ Born Anthony Branch on July 18, 1979.
- ★ Lettered in football and track at Monroe (Albany, Ga.) High.
- ★ Participated in indoor track at Louisville in 2001.
- ★ Competed in the 60 meter dash (7.1).
- ★ Majored in communications.
- ★ Married to Shola with twin boys, Deiondre and Deiontey and two daughters, D'Ahni and Nylah.

★ ★ ★ ★ ★ DEION BRANCH ★ ★ ★ ★ ★											
Pos: WR		Ht: 5-9	Wt: 195 lbs		Year: 10th		Acq: TR (SEA)-10		College: Louisville		Born: 7/18/79
REGULAR SEASON			RECEIVING					RUSHING			
Year	Team	G/S	No	Yds	Avg	Lg	TD	No	Yds	Avg	TD
2002	Patriots	13/7	43	489	11.4	49t	2	2	0	0.0	0
2003	Patriots	15/12	57	803	14.1	66t	3	1	11	11.0	0
2004	Patriots	9/9	35	454	13.0	26t	4	0	0	0.0	0
2005	Patriots	16/15	78	998	12.8	51	5	0	0	0.0	0
2006	Seahawks	14/13	53	725	13.7	38t	4	4	30	7.5	0
2007	Seahawks	11/11	49	661	13.5	65	4	0	0	0.0	0
2008	Seahawks	8/8	30	412	13.7	63	4	0	0	0.0	0
2009	Seahawks	14/5	45	437	9.7	35	2	1	-8	-8.0	0
2010	Seahawks	4/3	13	112	8.6	41	1	0	0	0.0	0
2010	Patriots	11/9	48	706	14.7	79t	5	0	0	0.0	0
2011	Patriots	15/15	51	702	13.8	63	5	0	0	0.0	0
Totals - 11 years		130/107	502	6,499	12.9	79t	39	8	33	4.1	0
Additional Statistics: Career Kick Returns: 7 for 84 yards (12 avg., 40 long); 2002 Punt Returns: 36 for 863 yards (24.0 avg., 63 long).											
POSTSEASON			RECEIVING					RUSHING			
Year	Team	G/S	No	Yds	Avg	Lg	TD	No	Yds	Avg	TD
2003	New England	3/3	15	176	11.7	52	1	0	0	0.0	0
2004	New England	3/3	16	264	16.5	60t	1	2	37	18.5	1
2005	New England	2/2	10	189	18.9	73	0	0	0	0.0	0
2006	Seattle	2/2	8	96	12	27	0	0	0	0.0	0
2007	Seattle	1/0	0	0	0.0	0	0	0	0	0.0	0
2010	New England	1/0	5	59	11.8	16	1	0	0	0.0	0
2011	New England	3/3	8	148	18.5	61t	1	0	0	0.0	0
Totals - 7 years		15/13	62	932	15.0	73	4	2	37	18.5	1

★ ★ ★ ★ ★ DEION BRANCH'S CAREER GAME-BY-GAME ★ ★ ★ ★ ★																			
2002	Opponent	P/S	No	Yds	Avg	LG	TD	2003	Opponent	P/S	No	Yds	Avg	LG	TD				
09/09	Pittsburgh	p	6	83	13.8	22t	1	09/07	at Buffalo	p	1	8	8.0	8	0				
09/15	at N.Y. Jets	p	3	65	21.7	49t	1	09/14	at Philadelphia	S	6	89	14.8	26t	1				
09/22	Kansas City	S	6	33	5.5	11	0	09/21	N.Y. Jets	p	2	25	12.5	16	0				
09/29	at San Diego	S	13	128	9.8	18	0	09/28	at Washington	S	3	38	12.7	17	0				
10/05	at Miami	S	4	61	15.3	24	0	10/05	Tennessee	S	5	68	13.6	23	0				
10/13	Green Bay	S	5	38	7.6	18	0	10/12	N.Y. Giants	S	Inactive								
10/27	Denver	p	0	0	0.0	0	0	10/19	at Miami	p	6	62	10.3	20	0				
11/03	at Buffalo	S	0	0	0.0	0	0	10/26	Cleveland	S	3	30	10.0	16	0				
11/10	at Chicago	p	1	9	9.0	9	0	11/03	at Denver	S	3	107	35.7	66t	1				
11/17	at Oakland	S	3	11	3.7	6	0	1/16	Dallas	S	2	69	34.5	46	0				
11/24	Minnesota	p	1	20	20.0	20	0	11/23	at Houston	S	5	52	10.4	19	0				
11/28	at Detroit	p	0	0	0.0	0	0	11/30	at Indianapolis	S	6	64	10.7	14	1				
12/08	Buffalo	S	1	41	41.0	41	0	12/07	Miami	S	6	93	15.5	25	0				
12/16	at Tennessee	Inactive										12/14	Jacksonville	S	1	16	16.0	16	0
12/22	N.Y. Jets	Inactive										12/20	at N.Y. Jets	S	2	24	12.0	18	0
12/29	Miami	Inactive										12/27	Buffalo	S	6	58	9.7	30	0
2002 Totals		13/7	43	489	11.4	49t	2	2003 Totals		16/13	57	803	14.1	66t	3				

★ ★ ★ ★ DEION BRANCH'S CAREER GAME-BY-GAME ★ ★ ★ ★

01/10	Tennessee	S	3	10	3.3	6	0
01/18	Indianapolis	S	2	23	11.5	14	0
02/01	Carolina	S	10	143	14.3	52	1
2003 Postseason			3/3	15	176	11.7	52
2004 Opponent			P/S	No	Yds	Avg	LG TD
09/09	Indianapolis	S	7	86	12.3	21	1
09/19	Arizona	S	1	7	7.0	7	0
10/03	Buffalo			Inactive			
10/10	Miami			Inactive			
10/17	Seattle			Inactive			
10/24	N.Y. Jets			Inactive			
10/31	Pittsburgh			Inactive			
11/07	at St. Louis			Inactive			
11/14	Buffalo			Inactive			
11/22	Kansas City	S	6	105	17.5	26t	1
11/28	Baltimore	S	4	51	12.8	15	0
12/05	at Cleveland	S	1	13	13.0	13	0
12/12	Cincinnati	S	3	44	14.7	23	0
12/20	at Miami	S	3	44	14.7	23	0
12/26	at N.Y. Jets	S	7	82	11.7	21	1
01/02	San Francisco	S	3	22	7.3	8t	1
2004 Totals			9/9	35	454	13.0	26t 4
01/16	Indianapolis	S	1	15	15.0	15	0
01/23	at Pittsburgh	S	4	116	29.0	60	1
02/06	Philadelphia	S	11	133	12.1	27	0
2004 Postseason			3/3	16	264	16.5	60 1
2005 Opponent			P/S	No	Yds	Avg	LG TD
09/08	Oakland	S	7	99	14.1	29	1
09/18	at Carolina	S	8	60	7.5	17	0
09/25	at Pittsburgh	S	6	78	13.0	22	0
10/02	San Diego	S	1	6	6.0	6	0
10/09	at Atlanta	S	8	107	13.4	51	0
10/16	at Denver	S	7	87	12.4	19	0
10/30	Buffalo	S	3	92	30.7	37	1
11/07	Indianapolis	S	5	58	11.6	17	1
11/13	at Miami	S	5	82	16.4	30	0
11/20	New Orleans	S	5	38	7.6	11	1
11/27	at Kansas City	S	5	49	9.8	20	0
12/04	N.Y. Jets	S	5	44	8.8	13	0
12/11	at Buffalo	S	5	83	16.6	28	0
12/17	Tampa Bay	S	2	27	13.5	19	0
12/26	at N.Y. Jets	p	4	69	17.3	22	0
01/01	Miami	S	2	19	9.5	11t	1
2005 Totals			16/15	78	998	12.8	51 5
01/07	Jacksonville	S	2	36	18.0	20	0
01/14	at Denver	S	8	153	19.1	73	0
2005 Postseason			2/2	10	189	18.9	73 0
2006 Opponent			P/S	No	Yds	Avg	LG TD
09/10	at Detroit			Reserve List w/ NE			
09/17	Arizona			Exempt List w/ SEA			
09/24	N.Y. Giants	p	2	23	11.5	15	0
10/01	at Chicago	S	3	57	19.0	31	0
10/15	at St. Louis	S	6	76	12.7	19t	2
10/22	Minnesota	S	4	60	15.0	23	0
10/29	at Kansas City	S	2	45	22.5	26	0
11/06	Oakland	S	4	61	15.3	22t	1
11/12	St. Louis	S	3	22	7.3	11	0
11/19	at San Francisco	S	7	113	16.1	38t	1
11/27	Green Bay	S	4	38	9.5	17	0
12/03	at Denver	S	3	23	7.7	10	0
12/10	at Arizona	S	3	54	18.0	20	0
12/14	San Francisco	S	4	54	13.5	21	0
12/24	San Diego	S	5	61	12.2	17	0
12/31	at Tampa Bay	S	3	38	12.7	16	0
2006 Totals			14/13	53	725	13.7	38t 4
01/06	Dallas		4	48	12.0	27	0
01/14	at Chicago		4	48	12.0	24	0
2006 Postseason				8	96	12.0	27 0
2007 Opponent			P/S	No	Yds	Avg	LG TD
09/09	Tampa Bay	S	0	0	0.0	0	0
09/16	at Arizona	S	7	122	17.4	37	0
09/23	Cincinnati	S	6	77	12.8	42t	1
09/30	at San Francisco	S	7	130	18.6	65	0
10/07	at Pittsburgh	S	2	14	7.0	7	0
10/14	New Orleans			Inactive			

10/21	St. Louis			Inactive			
11/04	at Cleveland			Inactive			
11/12	San Francisco			Inactive			
11/18	Chicago	S	4	31	7.8	11	0
11/25	at St. Louis	S	5	92	18.4	29	1
12/02	at Philadelphia	S	5	40	8.0	21	0
12/09	Arizona	S	3	52	17.3	31	1
12/16	at Carolina	S	8	79	9.9	15t	1
12/23	Baltimore	S	2	24	12.0	19	0
12/30	at Atlanta			Inactive			
2007 Totals			11/11	49	661	13.5	65
01/05	Washington			Inactive			
01/12	at Green Bay	S	0	0	0.0	0	0
2007 Postseason			1/1	0	0	0.0	0
2008 Opponent			P/S	No	Yds	Avg	LG
09/07	at Buffalo			Inactive			
09/14	San Francisco			Inactive			
09/21	St. Louis			Inactive			
10/05	at N.Y. Giants	S	3	31	10.3	17	0
10/12	Green Bay			Inactive			
10/19	at Tampa Bay			Inactive			
10/26	at San Francisco			Inactive			
11/02	Philadelphia			Inactive			
11/09	at Miami			Inactive			
11/16	Arizona	S	4	54	13.5	33	0
11/23	Washington	S	1	11	11.0	11	0
11/27	at Dallas	S	5	56	11.2	17	0
12/7	New England	S	4	88	22.0	63	2
12/14	at St. Louis	S	5	76	15.2	45	0
12/21	N.Y. Jets	S	2	6	3.0	4	0
12/28	at Arizona	S	6	90	15.0	30t	2
2008 Totals			8/8	30	412	13.7	63
2009 Opponent			P/S	No	Yds	Avg	LG
09/13	St. Louis			Inactive			
09/20	at San Francisco			Inactive			
09/27	Chicago	p	2	13	6.5	7	0
10/04	at Indy	p	6	49	8.2	22	0
10/11	Jacksonville	S	2	23	11.5	12	0
10/18	Arizona	p	2	9	4.5	5	0
11/01	at Dallas	p	3	36	12.0	23t	1
11/08	Detroit	S	3	25	8.3	11	0
11/15	at Arizona	p	4	50	12.5	15	0
11/22	at Minnesota	p	1	15	15.0	15	0
11/29	at St. Louis	p	3	19	6.3	9	0
12/06	San Francisco	p	1	7	7.0	7t	1
12/13	at Houston	p	5	33	6.6	8	0
12/20	Tampa Bay	S	4	28	7.0	8	0
12/27	at Green Bay	S	5	53	10.6	18	0
1/3/10	Tennessee	S	4	77	19.3	35	0
2009 Totals			14/5	45	437	9.7	35
2010 Opponent			P/S	No	Yds	Avg	LG
09/12	Cincinnati						
09/19	at N.Y. Jets			2010 totals with Seattle			
09/26	Buffalo			13	112	8.6	41
10/04	at Miami			Acquired via Trade with Seattle			10/12
10/17	Baltimore	S	9	98	10.9	23	1
10/24	at San Diego	p	4	39	9.8	17	0
10/31	Minnesota	S	1	21	21.0	21	0
11/07	at Cleveland	p	2	21	10.5	11	0
11/14	at Pittsburgh	S	7	71	10.1	17	0
11/21	Indianapolis	S	7	70	10.0	18	0
11/25	Detroit	S	3	113	37.7	79t	2
12/06	N.Y. Jets	S	3	64	21.3	25t	1
12/12	at Chicago	S	8	151	18.9	59t	1
12/19	Green Bay	S	2	33	16.5	17	0
12/26	at Buffalo	S	2	25	12.5	15	0
01/02	Miami			Inactive			
2010 Totals			11/9	48	706	14.7	79t
01/16	N.Y. Jets	p	5	59	11.8	16	1
2010 Postseason			1/0	5	59	11.8	16





Sergio BROWN

31

HT: 6-2 WT: 210
Born: 5/22/88

Exp. (NFL/Patriots): 2/2

GP/GS (Playoffs): 26/3 (4/0) Acq: FA-10

College: Notre Dame Hometown: Maywood, Ill.

★ ★ ★ SAFETY ★ ★ ★

CAREER TRANSACTIONS

Sergio Brown was signed by the Patriots as a rookie free agent on April 29, 2010 ... Released by the Patriots (9/4/10) ... Signed to the Patriots practice squad (9/6/10) ... Signed to the Patriots 53-man roster from the practice squad (10/23/10).

SEASONAL REVIEWS

2011 (15/3, 3/0)

- ★ Played in 15 games with three starts, contributing 30 tackles and nine special teams tackles.
- ★ Saw action on special teams in all three playoff games, making two special teams tackles the Divisional playoff game against the Broncos (1/14) and one in the AFC Championship against the Ravens (1/22).
- ★ Contributed two special teams tackles in a reserve role against the Bills (1/1).
- ★ Made one tackle in a start against the Dolphins (12/24).
- ★ Made seven solo tackles in a reserve role against the Broncos (12/18).
- ★ Tallied two special teams tackles in a reserve role against the Eagles (11/27).
- ★ Made one special teams tackle against the Steelers (11/21).
- ★ Played in a reserve role and on special teams against the Steelers (10/30), Giants (11/6), Jets (11/13), Colts (12/4) and Redskins (12/11).
- ★ Was inactive against the Cowboys (10/16).
- ★ Played in a reserve role against the Jets (10/9).
- ★ Registered four tackles and a special teams tackle in a reserve role against the Raiders (10/2).
- ★ Made six tackles in a loss against the Bills (9/25).
- ★ Recorded his first career interception - a Philip Rivers pick at the New England 17-yard line. Held Chargers tight end Antonio Gates without a reception and added 8 tackles in his first career start (9/18).
- ★ Made three tackles and two special teams tackles in a reserve role against the Dolphins (9/12).

2010 (11/0, 1/0)

- ★ Began the season on the practice squad before being signed to the 53-man roster and playing in the final 11 games of the season and the postseason game vs. N.Y. Jets (1/16).
- ★ Finished the season with nine total tackles, three special teams tackles and one special teams fumble recovery.
- ★ Saw time in a reserve role on defense and more extensively on special teams.
- ★ Played in his first NFL game in the 23-20 win at San Diego (10/24) - just a day after being signed to the active roster. Brown wrapped up tight end Antonio Gates at the Patriots' 27 after an 8-yard completion late in the game on

One day after being promoted from the practice squad to the active roster, Brown was forced into action at San Diego (10/24) because of injuries to teammates. His third-down tackle on Antonio Gates on the Chargers' final drive was one of the plays of the game, although it wasn't his only one. He finished with four tackles and played two different roles as part of the nickel and dime packages. Brown was lauded for his performance by Coach Belichick: "I think it's a great example of all our players to be ready to go. You never know when you will get that opportunity."

third-and-10. The play left the Chargers short of a first down and forced them to attempt a game-tying field goal, which ultimately failed. Finished the game with five tackles.

★ Recovered a muffed punt return by C.J. Spiller at Buffalo (12/26) late in the fourth quarter for his first career fumble recovery in a 34-3 win.

COLLEGE

- ★ After participating primarily on special teams during his first two seasons, became a starter midway through his junior season in 2008.
- ★ Played in 44 games with 18 starts and finished with 89 total tackles.
- ★ As a senior in 2009, started in 12 games and finished with 50 total tackles with one sack.
- ★ As a junior in 2008, started in six of 13 games and finished with 28 tackles and one sack.
- ★ Played on special teams and as a reserve in the secondary as a freshman and sophomore.
- ★ Saw action in 11 of 13 games as a true freshman in 2006.

PERSONAL

- ★ Born May 22, 1988.
- ★ Accounted for 710 all-purpose yards and scored four touchdowns as a senior wide receiver at Proviso East High School in Maywood, Ill.
- ★ Also had 41 tackles, two sacks and six interceptions as a senior safety.
- ★ Majored in marketing.

★★★★★ **SERGIO BROWN** ★★★★★

Pos: S Ht: 6-2 Wt: 210 Year: 2 Acq: FA-10 College: Notre Dame Born: 5/22/88

REGULAR SEASON		TACKLES						INTERCEPTIONS						MISCELLANEOUS				
Year	Team	G/S	TT	UT	A	S	Yds	No	Yds	Avg	Lg	TD	PD	FF	FR	Yds	TD	SpT
2010	Patriots	11/0	9	8	1	0	0	0	0	0.0	0	0	0	0	1	0	0	3
2011	Patriots	15/3	30	27	3	0	0	1	2	2.0	2	0	1	0	0	0	0	9
Totals - 1 year		26/3	39	35	4	0	0	1	2	2.0	2	0	1	0	1	0	0	12
POSTSEASON		TACKLES						INTERCEPTIONS						MISCELLANEOUS				
Year	Team	G/S	TT	UT	A	S	Yds	No	Yds	Avg	Lg	TD	PD	FF	FR	Yds	TD	SpT
2010	Patriots	1/0	0	0	0	0	0	0	0	0.0	0	0	0	0	0	0	0	1
2011	Patriots	3/0	0	0	0	0	0	0	0	0.0	0	0	0	0	0	0	0	3
Totals - 2 years		4/0	0	0	0	0	0	0	0	0.0	0	0	0	0	0	0	0	4



Marcus CANNON

61

HT: 6-5 WT: 358

Born: 5/6/88 Exp. (NFL/Patriots): Rookie

GP/GS (Playoffs): 7/0 (3/0) Acq: D5a-11 (138th)

College: Texas Christian Hometown: Odessa, Texas

★★★★ **OFFENSIVE LINE** ★★★★★

CAREER TRANSACTIONS

Marcus Cannon was drafted by the New England Patriots in the fifth round (138th overall) of the 2011 NFL Draft ... Placed on Reserve/N.F.I. (9/3/11).

SEASONAL REVIEWS

2011 (7/0, 3/0)

- ★ Was activated off the Reserve/Non Injury list November, and played in seven games on the offensive line and special teams.
- ★ Saw action as a reserve on special teams in Super Bowl XLVI against the Giants, the AFC Championship against the Ravens (1/22), and the Divisional playoff game against the Broncos (1/14).
- ★ Played in a reserve role against the Bills (1/1).
- ★ Saw his most extensive playing of the season against the Dolphins when he entered the game in the second quarter at right tackle with Matt Light and Logan Mankins out with injuries (12/24).
- ★ Saw time at tackle against the Broncos, specifically when Solder moved to TE (12/18).
- ★ Played in a reserve role against the Colts (12/4), Redskins (12/11).
- ★ Saw time on special teams against the Eagles (11/27).
- ★ Saw his first NFL action on the field goal and extra point units. Entered the game at right tackle late in the fourth quarter against the Chiefs (11/21).
- ★ Placed on Reserve/Non Football Injury on Sept. 3, 2011.

COLLEGE

- ★ Cannon appeared in 49 games at Texas Christian, starting the final 36 contests that he appeared in – 24 at right offensive tackle and 12 on the left side.
- ★ Honors and Awards (2010): Third-team All-American honors from both *The NFL Draft Report* and *Rivals.com*; honorable mention from *Sports Illustrated*; first-team All-Mountain West Conference accolades.

- ★ Moved to left offensive tackle during spring drills of his senior season and produced one of the finest seasons ever recorded by a TCU blocker.

- ★ Did not allow any QB sacks in 2009 and 2010, despite never playing the left tackle position prior to his senior year.

- ★ Cannon helped the squad set school season-records in 2010 for points scored (541) and touchdowns recorded (70)

- ★ Honors and Awards (2009): All-American honorable mention by *The NFL Draft Report*; first-team All-Mountain West Conference honors; "Top 10 Workout Warrior" by ESPN for the second year in a row.

- ★ Honors and Awards (2008): Honorable mention All-Mountain West Conference selection in his first year in the starting lineup; "Top-10 Workout Warrior" by ESPN.

- ★ Red shirted as a freshman.

PERSONAL

- ★ Born Marcus Darell Cannon on May 6, 1988 in Odessa, Texas.
- ★ Cannon attended Odessa (Texas) High School.
- ★ Received a three-star prospect rating from *Rivals.com*, placing him 59th among the nation's offensive linemen.
- ★ All-District honorable mention as a junior, earning All-District first-team and Class 5A All-State honors during his senior season.
- ★ Also lettered in basketball, track and field and power-lifting.
- ★ Threw the discus 175 feet, 4 inches to finish fourth overall at the Texas Class 5A State meet in 2006.
- ★ Posted a personal-best toss of 60 feet, 8 inches in the shot put and 176 feet, 8 inches in the discus.
- ★ Standout for the Horned Frogs' indoor and outdoor track and field teams from 2009-10, often shuttling between football spring camp and track events.
- ★ Communications major.
- ★ Uncle, Allen Cannon, played at Vanderbilt (1981-82).





Andre CARTER

HT: 6-4 WT: 255
Born: 5/12/79 Exp. (NFL/Patriots): 11/1
GP/GS (Playoffs): 163/147 (4/4) Acq: FA-11
College: California Hometown: San Jose, Calif.
PRO BOWLS

93

★ ★ ★ DEFENSIVE LINE ★ ★ ★

CAREER TRANSACTIONS

Andre Carter was signed by the Patriots as a free agent on Aug. 8, 2011 ... originally drafted by the San Francisco 49ers in the first round (7th overall) of the 2001 NFL Draft ... Signed by Washington as an unrestricted free agent (3/15/06) ... Released by Washington (3/1/11) ... Placed on Injured Reserve with a leg injury (12/20/11).

CAREER HIGHLIGHTS

- ★ Has reached double-digit sack totals four times with a career-high 12.5 in 2002 with San Francisco, 10.5 in 2007 and 11.0 in 2009 with Washington and 10.0 in 2011 in New England.
- ★ Career-high 91 total tackles in 2009 with the Redskins.
- ★ Named to his first career Pro Bowl in 2011.

SEASONAL REVIEWS

2011 (14/14, 0/0)

- ★ Named to his first Pro Bowl.
- ★ Placed on injured reserve with a leg injury on Dec. 20, 2011.
- ★ Made one tackle against the Broncos before leaving the game with an injury (12/18).
- ★ Sacked Redskins QB Rex Grossman in the end zone, causing a fumble which Vince Wilfork recovered for his first career touchdown. The sack marked Carter's 10th of the season and fourth time he's registered double-digit sacks in his career. Tallied seven tackles and three quarterback hits (12/11).
- ★ Made two tackles in a start against the Colts (12/4).
- ★ Made one tackle in a start against the Eagles (11/27).
- ★ Stopped Tyler Palko for a six-yard loss on a running play on second-and-goal in the first quarter, helping force the Chiefs to settle for a field goal. Combined with Mark Anderson to sack Palko in the second quarter and made seven tackles in the game (11/21).
- ★ Earned AFC Defensive Player of the Week honors after tying a franchise record with a career-high 4.0 solo sacks for 29 yards against the Jets (11/13). Added six tackles for a total of eight quarterback hits and four tackles for a loss.
- ★ Pressured Eli Manning on third-and-five in the first quarter, helping to force an incompletion and a Giants punt on the next play. Tallied five tackles and three QB hits (11/6).
- ★ Registered his second straight two-sack game, dropping Ben Roethlisberger for a loss of nine yards in the second quarter and again in the third, this time forcing a fumble, which was ultimately recovered by the Steelers. Added six tackles (10/30).
- ★ Sacked Tony Romo twice for 17 yards: on third down in the first quarter, forcing the Cowboys to punt; and in the third quarter to set up a third-and-18, forcing the Cowboys to settle for a field goal. Added seven tackles (10/16).
- ★ Tallied five tackles and a quarterback hit in a start against the Jets (10/9).

★ ★ ★ HONORS & AWARDS ★ ★ ★

2011
Pro Bowl

2009
USA Today All-Joe Team

2001
NFC Defensive Player of the Week (Week 17)
NFC Rookie of the Month (December)

- ★ Recorded four tackles including one for a loss in a start against the Raiders (10/2).
- ★ Registered three tackles in a start against the Bills (9/25).
- ★ Made three tackles in a start against the Chargers (9/18).
- ★ Started at right end against the Dolphins, recording one tackle and combining with Mike Wright to sack Chad Henne for an eight-yard loss (9/12).

2010 (16/5 – Washington)

- ★ Started in five of 16 games played and finished the season with 25 total tackles, 2.5 sacks, one pass defended, one forced fumble and one fumble recovery.

2009 (16/16 – Washington)

- ★ Played and started in 16 games and finished the season with a career-high 91 total tackles, 11.0 sacks, seven passes defended and three forced fumbles.
- ★ His 11.0 sacks tied for fourth in the NFC and tied for seventh in the NFL.
- ★ Named to the USA Today All-Joe team.
- ★ Had a season-high 2.5 sacks and 10 total tackles at Carolina (10/11).
- ★ Totaled 11 total tackles, 2.0 sacks and one pass defended vs. Kansas City (10/18).

2008 (16/14 – Washington)

- ★ Played in 16 games with 14 starts and finished the season with 51 total tackles, 4.0 sacks and two passes defended.
- ★ Play helped the Redskins finish fourth in the NFL in overall defense (288.8 ypg.) and eighth in the league in rushing yards allowed (95.4 ypg.).

2007 (16/16, 1/1 – Washington)

- ★ Started all 16 regular-season games and one postseason contest.
- ★ Finished with 67 total tackles, 10.5 sacks, four passes defended, four forced fumbles and one fumble recovery.
- ★ Also added a safety.
- ★ Named to Rick Gosselin's Dallas Morning News All-Pro Team as a Comeback Player of the Year.
- ★ Helped the Redskins finish fourth in the NFL in rushing yards allowed per game (91.3 ypg.).



2006 (16/16 – Washington)

- ★ Started in all 16 games and finished with 72 total tackles, a team-high 6.0 sacks and two passes defended.
- ★ Led defensive linemen with a then-career-high 72 tackles.
- ★ Recorded a career-high 14 tackles (9 solo) with one sack vs. Atlanta (12/3).

2005 (16/14 – San Francisco)

- ★ Played in 16 regular-season games with 14 starts.
- ★ Was used as an outside linebacker with the 49ers 3-4 scheme.
- ★ Finished with 58 total tackles, 4.5 sacks and two passes defended.

2004 (7/6 – San Francisco)

- ★ Appeared in seven games with six starts and finished with 13 total tackles, 2.0 sacks, one pass defended and one forced fumble.
- ★ Missed seven games with a back injury.

2003 (15/15 – San Francisco)

- ★ Played and started in 15 games and finished with 34 total tackles, 6.5 sacks, three passes defended and one forced fumble.
- ★ Missed one game vs. St. Louis (11/2) due to a lower back injury.

2002 (16/16, 2/2 – San Francisco)

- ★ Started in all 16 regular-season games and two postseason games.
- ★ Finished with 57 total tackles, a career-high 12.5 sacks, four passes defended, three forced fumbles and one fumble recovery.
- ★ Had two two-sack games vs. Washington (9/22) and at Arizona (12/21).

2001 (15/15, 1/1 – San Francisco)

- ★ Played and started in 15 games and one postseason game.
- ★ Finished with 49 total tackles, 6.5 sacks, four passes defended, two forced fumbles and one fumble recovery.
- ★ Made his first NFL start at right end vs. Atlanta (9/9) and recorded four tackles.
- ★ Recorded his first career sack and forced fumble at New York Jets (10/1).
- ★ Had two sacks at St. Louis (12/9) and at New Orleans (1/6).
- ★ Named NFC Defensive Player of the Week for his effort at New Orleans (1/6) and then earned NFC Rookie of the Month honors for December.

COLLEGE

- ★ Started 37-of-43 games in four-year career at California.
- ★ Finished with 173 career tackles (113 solo) and school-record 31 sacks.
- ★ He also finished second on the career list with 55 tackles for a loss.
- ★ Earned unanimous first-team All-America honors, including Associated Press and *The Sporting News* and Pac-10 Player of the Week honors twice as a senior.

PERSONAL

- ★ He has a wife, Bethany, and two children: stepdaughter, Aysha, born in December 1993, and a son, Quincy, born in November 2007.
- ★ His father, Rubin, played for the Denver Broncos (1975-86) and also was an assistant coach on the Redskins staff in 1999-2000.
- ★ Born May 12, 1979.

★ ★ ★ ★ ★ **ANDRE CARTER** ★ ★ ★ ★ ★

Pos: DL Ht: 6-4 Wt: 255 Year: 11th Acq: FA-11 College: California Born: 5/12/79

REGULAR SEASON			TACKLES					INTERCEPTIONS					MISCELLANEOUS				
Year	Team	G/S	TT	UT	A	S	Yds	No	Yds	Avg	Lg	TD	PD	FF	FR	Yds	TD
2001	49ers	15/15	49	41	8	6.5	57.5	0	0	0	0	0	4	2	1	1	0
2002	49ers	16/16	57	45	12	12.5	84.0	0	0	0	0	0	4	3	1	3	0
2003	49ers	15/15	34	21	13	6.5	24.5	0	0	0	0	0	3	1	0	0	0
2004	49ers	7/6	13	10	3	2.0	10.0	0	0	0	0	0	1	1	0	0	0
2005	49ers	16/14	58	43	15	4.5	36.5	0	0	0	0	0	2	0	0	0	0
2006	Redskins	16/16	72	53	19	6.0	40.0	0	0	0	0	0	2	0	0	0	0
2007	Redskins	16/16	67	48	19	10.5	65.0	0	0	0	0	0	4	4	1	0	0
2008	Redskins	16/14	51	35	16	4.0	19.0	0	0	0	0	0	2	0	0	0	0
2009	Redskins	16/16	91	72	19	11.0	67.0	0	0	0	0	0	7	3	0	0	0
2010	Redskins	16/5	25	6	19	2.5	17.0	0	0	0	0	0	1	1	1	0	0
2011	Patriots	14/14	59	37	22	10.0	70.0	0	0	0	0	0	1	1	0	0	0
Totals - 11 Years			163/147	576	411	165	76.0	486.0	0	0	0	0	31	16	4	4	0
POSTSEASON			TACKLES					INTERCEPTIONS					MISCELLANEOUS				
Year	Team	G/S	TT	UT	A	S	Yds	No	Yds	Avg	Lg	TD	PD	FF	FR	Yds	TD
2001	49ers	1/1	4	2	2	0.	0	0	0	0.0	0	0	0	0	0	0	0
2002	49ers	2/2	10	6	4	0.	0	0	0	0.0	0	0	0	0	0	0	0
2007	Redskins	1/1	4	2	2	0	0	0	0	0.0	0	0	0	0	0	0	0
Totals - 3 Years			4/4	18	10	8	0	0	0	0.0	0	0	0	0	0	0	0

★ ★ ★ ★ ★ CARTER'S CAREER GAME-BY-GAME ★ ★ ★ ★ ★

2010	Opponent	P/S	TT	UT	A	S	Yds	No	Yds	Lg	TD	PD	FF	FR	Yds
09/12	Dallas		6	5	1	0.0	0	0.0	0	0	0	0	0	0	0
09/19	Houston		4	2	2	0.0	0	0.0	0	0	0	0	0	0	0
09/26	at St. Louis		4	3	1	0.0	0	0.0	0	0	0	0	0	0	0
10/03	at Philadelphia		4	3	1	1.0	7	0	0.0	0	0	1	0	0	0
10/10	Green Bay		2	1	1	0.0	0	0.0	0	0	0	0	0	0	0
10/17	Indianapolis		4	3	1	0.0	0	0.0	0	0	0	0	0	1	0
10/24	at Chicago		4	2	2	0.0	0	0.0	0	0	0	0	0	0	0
10/31	at Detroit		0	0	0	0.0	0	0.0	0	0	0	0	0	0	0
11/15	Philadelphia		8	5	3	0.5	0.5	0.0	0	0	1	0	0	0	0
11/21	at Tennessee		5	4	1	0.0	0	0.0	0	0	0	0	0	0	0
11/28	Minnesota		5	4	1	0.5	3	0.0	0	0	0	0	0	0	0
12/5	at N.Y. Giants		1	0	1	0.0	0	0.0	0	0	0	0	0	0	0
12/12	Tampa Bay		0	0	0	0.0	0	0.0	0	0	0	0	0	0	0
12/19	at Dallas		4	4	0	0.0	0	0.0	0	0	0	0	0	0	0
12/26	at Jacksonville		6	5	1	0.5	6.5	0.0	0	0	0	0	0	0	0
01/02	N.Y. Giants		2	0	2	0.0	0	0.0	0	0	0	0	0	0	0
2010 Totals		16/5	59	41	18	2.5	17.0	0	0.0	0	0	1	1	1	0

2009	Opponent	GS	TT	UT	A	S	Yds	No	Yds	Lg	TD	PD	FF	FR	Yds
9/13	at N.Y. Giants	S	4	3	1	1.0	8	0	0	0	0	0	1	0	0
9/20	St. Louis	S	6	3	3	0.0	0	0	0	0	0	0	0	0	0
9/27	at Detroit	S	4	2	2	0.0	0	0	0	0	0	0	0	0	0
10/4	Tampa Bay	S	2	0	2	0.0	0	0	0	0	0	0	0	0	0
10/11	at Carolina	S	10	8	2	2.5	20	0	0	0	0	1	1	0	0
10/18	Kansas City	S	11	10	1	2.0	12	0	0	0	0	1	0	0	0
10/26	Philadelphia	S	9	8	1	1.0	7	0	0	0	0	1	0	0	0
11/8	at Atlanta	S	5	4	1	0.0	0	0	0	0	0	0	0	0	0
11/15	Denver	S	11	8	3	1.5	11	0	0	0	0	2	0	0	0
11/22	at Dallas	S	4	4	0	0.0	0	0	0	0	0	0	0	0	0
11/29	at Philadelphia	S	4	4	0	1.0	1	0	0	0	0	0	0	0	0
12/6	New Orleans	S	5	4	1	0.0	0	0	0	0	0	2	0	0	0
12/13	at Oakland	S	8	7	1	2.0	8	0	0	0	0	0	0	0	0
12/21	N.Y. Giants	S	2	1	1	0.0	0	0	0	0	0	0	0	0	0
12/27	Dallas	S	3	2	1	0.0	0	0	0	0	0	0	0	0	0
1/3	at San Diego	S	2	1	1	0.0	0	0	0	0	0	0	0	0	0

2008	Opponent	GS	TT	UT	A	S	Yds	No	Yds	Lg	TD	PD	FF	FR	Yds
9/4	at N.Y. Giants	1	4	3	0	0.5	4	0	0	0	0	0	0	0	0
9/14	New Orleans	1	4	1	3	0	0	0	0	0	0	0	0	0	0
9/21	Arizona	1	7	5	1	0.5	3	0	0	0	0	0	0	0	0
9/28	at Dallas	1	1	0	1	0	0	0	0	0	0	0	0	0	0
10/5	at Philadelphia	1	6	5	1	0	0	0	0	0	0	1	0	0	0
10/12	St. Louis	1	2	2	0	0	0	0	0	0	0	0	0	0	0
10/19	Cleveland	1	5	2	2	1	2	0	0	0	0	0	0	0	0
10/26	at Detroit	1	0	0	0	0	0	0	0	0	0	0	0	0	0
11/3	Pittsburgh	1	4	2	2	0	0	0	0	0	0	1	0	0	0
11/16	Dallas	1	2	1	1	0	0	0	0	0	0	0	0	0	0
11/23	at Seattle	1	1	1	0	0	0	0	0	0	0	0	0	0	0
11/30	N.Y. Giants	0	4	2	1	1	3	0	0	0	0	0	0	0	0
12/7	at Baltimore	0	2	2	0	0	0	0	0	0	0	0	0	0	0
12/14	at Cincinnati	1	5	4	1	0	0	0	0	0	0	0	0	0	0
12/21	Philadelphia	1	2	1	1	0	0	0	0	0	0	0	0	0	0
12/28	at San Francisco	1	3	2	0	1	7	0	0	0	0	0	0	0	0
2008 Totals		14	51	31	16	4	19	0	0	0	0	2	0	0	0

2007	Opponent	GS	TT	UT	A	S	Yds	No	Yds	Lg	TD	PD	FF	FR	Yds
9/9	Miami	S	3	2	1	1	6	0	0	0	0	0	0	0	0
9/17	at Philadelphia	S	3	1	2	0	0	0	0	0	0	0	0	0	0
9/23	N.Y. Giants	S	7	6	1	1	13	0	0	0	0	0	1	0	0
10/7	Detroit	S	8	7	1	2	12	0	0	0	0	0	0	0	0
10/14	at Green Bay	S	6	4	2	0	0	0	0	0	0	1	0	0	0
10/21	Arizona	S	3	3	0	1	3	0	0	0	0	1	1	0	0
10/28	at New England	S	2	2	0	0	0	0	0	0	0	0	0	1	0
11/4	at N.Y. Jets	S	5	3	2	1	4	0	0	0	0	1	0	0	0
11/11	Philadelphia	S	4	4	0	1	1	0	0	0	0	0	1	0	0
11/18	at Dallas	S	3	1	2	0	0	0	0	0	0	0	0	0	0
11/25	at Tampa Bay	S	2	2	0	1	6	0	0	0	0	1	0	0	0
12/2	Buffalo	S	4	4	0	0	0	0	0	0	0	0	0	0	0
12/6	Chicago	S	4	1	3	0.5	4	0	0	0	0	0	0	0	0
12/16	at N.Y. Giants	S	6	4	2	2	16	0	0	0	0	0	0	1	0
12/23	at Minnesota	S	4	2	2	0	0	0	0	0	0	0	0	0	0
12/30	Dallas	S	3	2	1	0	0	0	0	0	0	0	0	0	0
2007 Totals		16/16	67	48	19	10.5	65	0	0	0	0	4	4	1	0
1/5	at Seattle	S	4	2	2	0	0	0	0	0	0	0	0	0	0
2007 Postseason		1/1	4	2	2	0	0	0	0	0	0	0	0	0	0

2006	Opponent	GS	TT	UT	A	S	Yds	No	Yds	Lg	TD	PD	FF	FR	Yds
9/11	Minnesota	S	4	2	2	0	0	0	0	0	0	0	0	0	0
9/17	at Dallas	S	3	2	1	0	0	0	0	0	0	0	0	0	0

2006 Totals			16/16	72	53	19	6	40	0	0	0	0	2	0	0	0
-------------	--	--	-------	----	----	----	---	----	---	---	---	---	---	---	---	---

2005	Opponent	GS	TT	UT	A	S	Yds	No	Yds	Lg	TD	PD	FF	FR	Yds	
9/11	St. Louis	P	4	2	2	0.5	4.5	0	0	0	0	0	0	0	0	
9/18	at Philadelphia	P	3	3	0	0	0	0	0	0	0	0	0	0	0	
9/25	Dallas	S	5	4	1	0	0	0	0	0	0	0	0	0	0	
10/2	at Arizona	S	5	4	1	0	0	0	0	0	0	0	0	0	0	
10/9	Indianapolis	S	4	3	1	1	10	0	0	0	0	0	0	0	0	
10/23	at Washington	S	5	3	2	0	0	0	0	0	0	0	0	0	0	
10/30	Tampa Bay	S	4	4	0	1	8	0	0	0	0	0	0	0	0	
11/6	N.Y. Giants	S	1	1	0	0	0	0	0	0	0	0	0	0	0	
11/13	at Chicago	S	1	0	1	0	0	0	0	0	0	0	0	0	0	
11/20	Seattle	S	5	5	0	1	5	0	0	0	0	0	0	0	0	
11/27	at Tennessee	S	4	3	1	0	0	0	0	0	0	0	0	0	0	
12/4	Arizona	S	4	2	2	0	0	0	0	0	0	1	0	0	0	
12/11	at Seattle	S	3	2	1	0	0	0	0	0	0	0	0	0	0	
12/18	at Jacksonville	S	3	2	1	0	0	0	0	0	0	0	0	0	0	
12/24	at St. Louis	S	5	4	1	1	9	0	0	0	0	1	0	0	0	
1/1	Houston	S	2	1	1	0	0	0	0	0	0	0	0	0	0	
2005 Totals			16/14	58	43	15	4.5	38.5	0	0	0	0	2	0	0	0

2004	Opponent	GS	TT	UT	A	S	Yds	No	Yds	Lg	TD	PD	FF	FR	Yds
09/12	Atlanta	S	1	1	0	0	0	0	0	0	0	1	0	0	0
09/19	at New Orleans						Inactive								
09/26	at Seattle						Inactive								
10/03	St. Louis						Inactive								
10/10	Arizona						Inactive								
10/17	at N.Y. Jets						Inactive								
10/31	at Chicago						Inactive								
11/07	Seattle	P	1	1	0	0	0	0	0	0	0	0	0	0	0
11/14	Carolina	S	2	1	1	1	2	0	0	0	0	0	0	0	0
11/21	at Tampa Bay	S	1	1	0	0	0	0	0	0	0	0	0	0	0
11/28	Miami	S	1	1	0	0	0	0	0	0	0	0	0	0	0
12/05	at St. Louis	S	4	2	2	0	0	0	0	0	0	0	0	0	0
12/12	at Arizona	S	3	3	0	1	8	0	0	0	0	0	1	0	0
12/18	Washington						Inactive								
12/26	Buffalo						Injured Reserve								
01/01	at New Orleans						Injured Reserve								

2003	Opponent	GS	TT	UT	A	S
------	----------	----	----	----	---	---

★ ★ ★ ★ ★ CARTER'S CAREER GAME-BY-GAME ★ ★ ★ ★ ★

11/3	at Oakland	S	6	5	1	1	6	0	0	0	0	0	1	0	0
11/10	Kansas City	S	3	3	0	1	10	0	0	0	0	0	0	0	0
11/17	at San Diego	S	2	1	1	0	0	0	0	0	0	0	0	0	0
11/25	Philadelphia	S	4	2	2	0.5	4	0	0	0	0	0	0	0	0
12/1	Seattle	S	2	1	1	0	0	0	0	0	0	0	1	0	0
12/8	at Dallas	S	2	2	0	0	0	0	0	0	0	0	0	0	0
12/15	Green Bay	S	4	2	2	1	3	0	0	0	0	0	0	0	0
12/21	at Arizona	S	6	5	1	2	16	0	0	0	0	0	0	0	0
12/30	at St. Louis	S	3	3	0	1	8	0	0	0	0	0	0	0	0
2002 Totals			16/16	57	45	12	125	84	0	0	0	0	4	3	0
1/5	N.Y. Giants	S	4	2	2	0	0	0	0	0	0	0	0	0	0
1/12	at Tampa Bay	S	6	4	2	0	0	0	0	0	0	0	0	0	0
2002 Postseason			2/2	10	6	4	0	0	0	0	0	0	0	0	0

10/7	Carolina	S	2	2	0	0	0	0	0	0	0	0	0	0	0
10/14	at Atlanta	S	4	2	2	0	0	0	0	0	0	0	0	0	0
10/28	at Chicago	S	7	6	1	0	0	0	0	0	0	0	0	0	0
11/4	Detroit	S	4	4	0	0	0	0	0	0	0	0	0	0	0
11/11	New Orleans	S	5	4	1	1	11	0	0	0	0	0	0	0	0
11/18	at Carolina	S	0	0	0	0	0	0	0	0	0	0	0	0	0
11/25	at Indianapolis														
12/2	Buffalo	S	0	0	0	0	0	0	0	0	0	0	0	0	0
12/9	at St. Louis	S	3	3	0	2	11	0	0	0	0	0	0	0	0
12/16	Miami	S	2	1	1	0.5	4.5	0	0	0	0	0	0	0	0
12/22	Philadelphia	S	3	2	1	0	0	0	0	0	0	0	0	0	0
12/30	at Dallas	S	3	3	0	0	0	0	0	0	0	0	0	0	0
1/6	at New Orleans	S	6	6	0	2	22	0	0	0	0	0	1	0	0
2001 Totals			15/15	49	41	8	6.5	57.5	0	0	0	0	0	2	0
1/13	at Green Bay	S	4	2	2	0	0	0	0	0	0	0	0	0	0
2001 Postseason			1/1	4	2	2	0	0	0	0	0	0	0	0	0



Patrick
CHUNG

HT: 5-11 WT: 212
Born: 8/19/87 Exp. (NFL/Patriots): 3/3
GP/GS (Playoffs): 38/22 (5/4) Acq: D2a-09 (34th)
College: Oregon Hometown: Rancho Cucamonga, Calif.

★ ★ ★ SAFETY ★ ★ ★

CAREER TRANSACTIONS

Patrick Chung was drafted by the New England Patriots in the second round (34th overall) of the 2009 NFL Draft ... Signed by the Patriots (7/27/09).


CAREER HIGHLIGHTS

- ★ Recorded a career-high three interceptions and a career-best 89 tackles in 2010.
- ★ Blocked a punt, blocked a field goal and returned an interception for a touchdown in the same game at Miami (10/4/10).

SEASONAL REVIEWS

2011 (8/8, 3/3)

- ★ Played in eight games due to injury, finishing the season with 67 tackles and one sack.
- ★ Tallied six tackles and a pass defended in Super Bowl XLVI against the Giants (2/5).
- ★ Made five tackles in a start against the Ravens in the AFC Championship (1/22).
- ★ Started at safety and made four tackles in the Divisional playoff game against the Broncos (1/14).
- ★ Started in his return from injury, tallying seven tackles and one quarterback hit against the Bills (1/1).
- ★ Was inactive due to injury against the Jets (11/13), Chiefs (11/21), Eagles (11/27), Colts (12/4), Redskins (12/11), Broncos (12/18) and Dolphins (12/24).
- ★ Recorded seven tackles and a pass defended in a start against the Giants (11/6).
- ★ Led the team in tackles for the third straight week with 15 against the Steelers, adding one pass defended and a special teams tackle (10/30).
- ★ Led the team with 12 tackles against the Cowboys (10/16).



EXTRA POINTS

★ Patrick's mother, Sophia George, was a recording artist in Jamaica. Her hit single, 'Girlie, Girlie' - a traditional reggae song, topped the charts in 1985.

- ★ Led the team with nine tackles in a start against the Jets (10/9).
- ★ Intercepted a Jason Campbell pass in the end zone to end a Raiders drive and lead to a Stephen Gostkowski field goal to end the first half. Added three tackles in the start (10/2).
- ★ Was inactive due to injury against the Bills (9/25).
- ★ Made five tackles in a start against the Chargers (9/18).
- ★ Started the season opener against the Dolphins and made 9 tackles, one special teams tackle and sacked Chad Henne for a loss of three yards (9/12).

2010 (14/13, 1/1)

- ★ Played in 14 games with 13 starts and finished the season with a career-high three interceptions - one of which he returned for a touchdown - and career-best 89 tackles (second on the team) and nine passes defended.
- ★ Was inactive for two games due to injury.
- ★ Made his first career playoff start vs. N.Y. Jets (1/16).
- ★ Led the team with a career-high 14 tackles at N.Y. Jets (9/19).
- ★ In his third start of the season vs. Buffalo (9/26), intercepted a Ryan Fitzpatrick pass in the end zone and returned it 26 yards.
- ★ Recorded his first blocked punt and blocked field goal at Miami (10/4), and became the first player to block a punt and field goal in the same game since Houston's Ramon

Walker vs. New England (11/23/03). Blocked a second half punt to give the Patriots a first down at the Miami 15-yard line to set up a 12-yard TD run by BenJarvus Green-Ellis. He also blocked a 53-yard field goal attempt in the fourth quarter that was recovered and returned for a touchdown by Kyle Arrington.

★ Recorded his first interception return for a touchdown when he picked off a Chad Henne pass in the fourth quarter and returned it 51 yards for a TD against Miami (10/4). He registered seven tackles and one special teams tackle in the game.

★ Was dominant in his return to action after missing two games with an injury, leading the team with 10 tackles and one special teams tackle and recording one pass defended in a 39-26 win at Pittsburgh (11/14).

★ Recorded his career-high third interception of the season in the second quarter at Buffalo (12/26), which he returned 19 yards to help set up a touchdown for a 24-3 halftime lead in a 34-3 win.

2009 (16/1, 1/0)

★ Played in 16 games with one start and finished the season with 26 total tackles, two sacks, one interception, one pass defended and 13 special teams tackles.

★ Recorded his first interception in the Patriots 59-0 victory vs. Tennessee (10/18), picking off a Vince Young pass in the fourth quarter.

★ Registered his first career sack at Tampa Bay (10/25) in the Patriots 35-7 win at London's Wembley Stadium. Dropped Josh Johnson for a 5-yard loss in the second quarter.

★ Made his first start at Indianapolis (11/15) in a nickel defense.

★ Played as a reserve in the postseason game vs. Baltimore (1/10), but did not have any tackles.

COLLEGE

★ As the heart of the Oregon defense, the four-year starter and two-time first-team all-conference honoree continued his role as the defensive quarterback despite altering his responsibilities from rover to more of a free safety as a senior in 2008.

Journey to the NFL

Long before Patrick Chung picked up flag football as a teen, his mother, Jamaican recording artist Sophia George, had preached about being a tough man in a song. Her hit single, "Girlie Girlie" – a traditional reggae song about poking fun at a boy who was not man enough – topped the charts in 1985. Chung is aware that despite his many talents, singing is not one of them. Chung, who possesses a great sense of pride in his unique heritage – his mother is Jamaican and his father is half Jamaican and half Chinese – was born in Jamaica and moved to California at age 12 where he started to play football as a freshman in high school. Chung went on to star at Oregon, where he holds the distinction of starting more games than any other defensive player in school history with 51 starts. He originally entered the draft as junior, but ultimately decided to return for his senior season.

★ Started in all 51 games he appeared at Oregon.

★ His 384 career tackles at Oregon are tops among non-linebackers and ranks fourth on the Ducks' all-time list.

★ Grabbed nine career interceptions for 107 yards and one touchdown.

★ Oregon's two-time special teams player of the year and first-team all-conference special teams honoree.

★ Participated in more than 100 plays in a game on four occasions

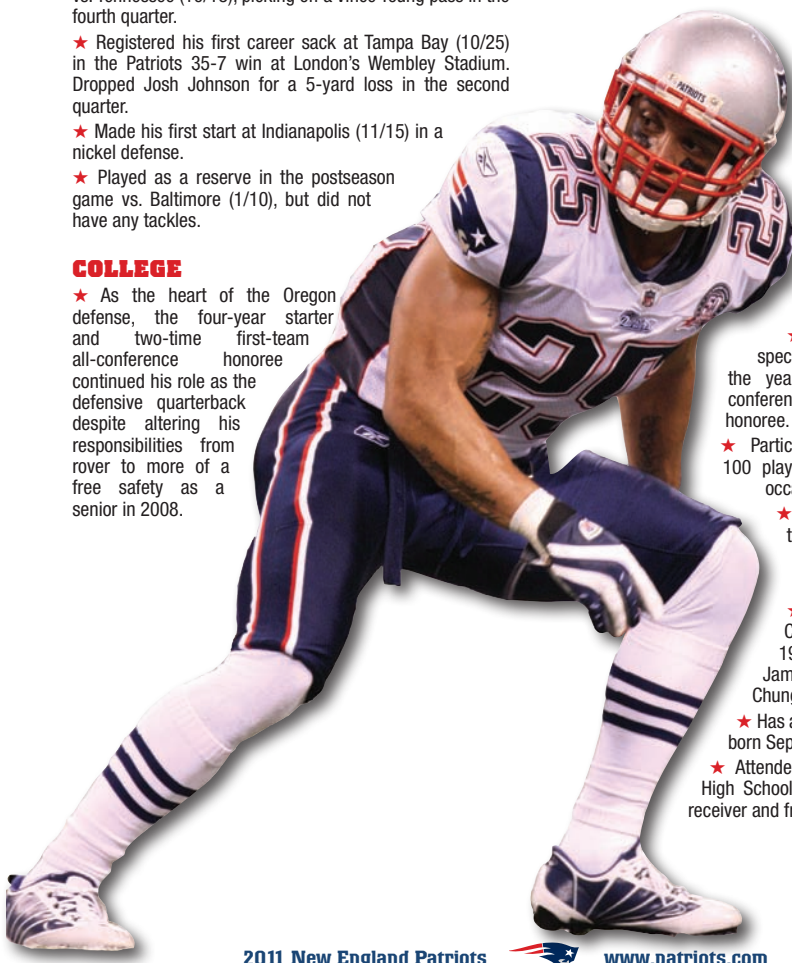
★ In 2003, recorded 74 tackles.

PERSONAL

★ Patrick Christopher Chung was born on Aug. 19, 1987 in Kingston, Jamaica to Sophia George-Chung and Ronald Chung.

★ Has a son, Taj James Chung, born Sept. 18, 2010.

★ Attended Rancho Cucamonga High School and excelled at wide receiver and free safety.



★ ★ ★ ★ ★ PATRICK CHUNG ★ ★ ★ ★ ★

Pos: S Ht: 5-11 Wt: 212 Year: 3rd Acq: D2a-09 College: Oregon Born: 8/19/87

REGULAR SEASON			TACKLES					INTERCEPTIONS						MISCELLANEOUS				
Year	Team	G/S	TT	UT	A	S	Yds	No	Yds	Avg	Lg	TD	PD	FF	FR	Yds	TD	SpT
2009	Patriots	16/1	26	19	7	2.0	13.0	1	2	2.0	2	0	1	0	0	0	0	13
2010	Patriots	14/13	89	67	22	0.0	0.0	3	96	32.0	51t	1	9	0	0	0	0	8
2011	Patriots	8/8	67	39	28	1.0	3.0	1	0	0.0	0	0	4	0	0	0	0	2
Totals - 3 years		38/22	182	125	57	3.0	16.0	5	98	24.5	51t	1	14	0	0	0	0	23
POSTSEASON			TACKLES					INTERCEPTIONS						MISCELLANEOUS				
Year	Team	G/S	TT	UT	A	S	Yds	No	Yds	Avg	Lg	TD	PD	FF	FR	Yds	TD	SpT
2009	Patriots	1/0	0	0	0	0.0	0.0	0	0	0.0	0	0	0	0	0	0	0	0
2010	Patriots	1/1	4	4	0	0.0	0.0	0	0	0.0	0	0	0	0	1	0	0	0
2011	Patriots	3/3	15	5	10	0.0	0.0	0	0	0.0	0	0	1	0	0	0	0	0
Totals - 3 years		5/4	19	9	10	0.0	0.0	0	0	0.0	0	0	1	0	1	0	0	0

★ ★ ★ ★ ★ CHUNG'S CAREER GAME-BY-GAME ★ ★ ★ ★ ★

2009	Opponent	P/S	TT	UT	A	S	Yds	Int	Yds	PD	FF	FR	SpT	2010	Opponent	P/S	TT	UT	A	S	Yds	Int	Yds	PD	FF	FR	SpT
09/14	Buffalo	p	-	-	-	-	-	-	-	-	-	-	2	09/12	Cincinnati	S	9	5	4	-	-	-	-	-	-	-	-
09/20	at N.Y. Jets	p	-	-	-	-	-	-	-	-	-	-	-	09/19	at N.Y. Jets	S	14	9	5	-	-	-	-	-	-	-	-
09/27	Atlanta	p	-	-	-	-	-	-	-	-	-	-	1	09/26	Buffalo	S	6	6	0	-	-	1	26	1	-	-	-
10/04	Baltimore	p	-	-	-	-	-	-	-	-	-	-	-	10/04	at Miami	S	7	5	2	-	-	1	51	1	-	-	1
10/11	at Denver	p	-	-	-	-	-	-	-	-	-	-	-	10/17	Baltimore	S	8	6	2	-	-	-	-	-	-	-	-
10/18	Tennessee	p	4	3	1	-	-	1	2	1	-	-	1	10/24	at San Diego	S	1	1	0	-	-	-	-	-	-	-	-
10/25	at Tampa Bay	p	6	5	1	1.0	5.0	-	-	-	-	-	-	10/31	Minnesota							Inactive					
11/08	Miami	p	5	3	2	1.0	8.0	-	-	-	-	-	-	11/07	at Cleveland							Inactive					
11/15	at Indianapolis	S	4	4	0	-	-	-	-	-	-	-	1	11/14	at Pittsburgh	S	10	8	2	-	-	-	-	1	-	-	-
11/22	N.Y. Jets	p	1	0	1	-	-	-	-	-	-	-	-	11/21	Indianapolis	S	5	4	1	-	-	-	-	1	-	-	1
11/30	at New Orleans	S	1	0	1	-	-	-	-	-	-	-	1	11/25	at Detroit	S	7	6	1	-	-	-	-	2	-	-	-
12/06	at Miami	p	3	3	0	-	-	-	-	-	-	-	-	12/06	N.Y. Jets	p	2	2	0	-	-	-	-	-	-	-	-
12/13	Carolina	p	2	1	1	-	-	-	-	-	-	-	-	12/12	at Chicago	S	6	4	2	-	-	-	-	-	-	-	-
12/20	at Buffalo	p	-	-	-	-	-	-	-	-	-	-	-	12/19	Green Bay	S	7	4	3	-	-	-	-	-	-	-	2
12/27	Jacksonville	p	-	-	-	-	-	-	-	-	-	-	-	12/26	at Buffalo	S	6	6	0	-	-	1	19	2	-	-	1
01/03	at Houston	p	-	-	-	-	-	-	-	-	-	-	2	01/02	Miami	S	1	1	0	-	-	-	-	1	-	-	2
2009 Totals														2010 Totals													
16/1 26 19 7 2.0 13.0 1 2 1 - - 13														14/13 89 67 22 0.0 0.0 3 96 9 0 0 8													
01/10	Baltimore	p	-	-	-	-	-	-	-	-	-	-	-	01/16	N.Y. Jets	1/1	4	4	0	-	-	-	-	-	-	-	-
2009 Postseason														2010 Postseason													
1/0 0 0 0 0.0 0.0 0 0 0 0 0 0														1/1 4 4 0 - - - - - - - -													



Dan
CONNOLLY

63

HT: 6-4 WT: 313

Born: 9/2/82 Exp. (NFL/Patriots): 6/3

GP/GS (Playoffs): 46/28 (5/4) Acq: FA-07

College: Southeast Missouri State Hometown: St. Louis, Mo.

★ ★ ★ OFFENSIVE LINE ★ ★ ★

CAREER TRANSACTIONS

Dan Connolly was signed by the Patriots to the practice squad on Sept. 12, 2007 ... Originally signed by the Jacksonville Jaguars (4/24/05) ... Placed on injured reserve with a finger injury (9/4/06) ... Released by the Jaguars (9/1/07) ... Released by the Patriots (10/20/08) ... Signed to the Patriots practice squad (10/22/08) ... Signed to the Patriots' 53-man roster from the practice squad (12/14/08).

CAREER HIGHLIGHTS

★ Set an NFL record for the longest kickoff return by an offensive lineman with a 71-yard return of a second-quarter kickoff vs. Green Bay (12/19/10).

★ Won the AFC Special Teams Player of the Week award for his 2010 NFL-record setting kickoff return against the Packers.



EXTRA POINTS

★ Dan's brother, Patrick, is the former Chef de Cuisine at Radius, a French restaurant in Boston. Patrick was the winner of the prestigious James Beard Foundation Award for Best Chef in the Northeast region for 2008. He is now the head chef at Bobo in the West Village in New York City.

SEASONAL REVIEWS

2010 (13/11, 3/3)

★ Played in 13 games with 11 starts as part of an offensive



line that helped Tom Brady become one of four players in NFL history to eclipse 5,000 passing yards in a single season.

★ Started at center in Super Bowl XLVI against the Giants (1/5), the AFC Championship against the Ravens (1/22), as well as the Divisional playoff game against the Broncos (1/14), in which the offensive line did not give up a sack on 34 pass attempts, while allowing Tom Brady to pass for 363 yards.

★ Started at center against the Dolphins (12/24) and Bills (1/1).

★ Returned to action in a reserve role against the Broncos (12/18).

★ Was inactive due to injury against the Eagles (11/27), Colts (12/4) and Redskins (12/11).

★ Started at center against the Raiders (10/2), Jets (10/9), Cowboys (10/16), Steelers (10/30), Giants (11/6), Jets (11/13) and Chiefs (11/21).

★ Started on a line that did not allow a quarterback sack against the Bills (9/25).

★ Started at center for the injured Dan Koppen against the Chargers (9/18).

★ Played in a reserve role at guard before filling in at center for the injured Dan Koppen against the Dolphins (9/12).

2010 (14/13, 1/1)

★ Played in 14 games with 13 starting assignments, missing two games due to injury. He started the first seven games at left guard in place of Logan Mankins, who was out due to a contract issue. He started six games at right guard in place of an injured Stephen Neal.

★ Was also used throughout the season as a fullback in short yardage situations.

★ Helped the Patriots become the first team in 2010 to record over 100 rushing yards (103) against a stingy Steelers defense at Pittsburgh (11/14).

★ Part of an offensive line that contributed to the Patriots scoring the seventh most points in a season in NFL history.

★ Won the AFC Special Teams Player of the Week award after he recorded the longest kickoff return by an offensive lineman in NFL history, returning a second-quarter kickoff 71 yards to the 4-yard line vs. Green Bay (12/19). The return set up a 2-yard TD pass from Tom Brady to Aaron Hernandez to cut the Packers' lead to 17-14 (12/19) in a 31-27 win. The run by Connolly topped the 48-yard touchdown return by Atlanta's Mal Snyder in 1969. The previous longest kickoff return for a Patriots offensive lineman was a 27-yard return by G Stephen Neal on Nov. 30 2008 vs. Pittsburgh. Connolly's previous best was a 16-yard return vs. Miami on Nov. 8, 2009.

★ Part of an offensive line that helped BenJarvus Green-Ellis to become the 11th Patriots running back and the first since Corey Dillon in 2004 to eclipse the 1,000-yard mark with a career-high 1,008 yards in 2010.

★ Started at right guard vs. the Jets (1/16) in the playoffs.

2009 (14/4, 0/0)

★ Played in a career-high 14 games with four starts at right guard in place of an injured Stephen Neal.

★ Made his first NFL start, playing at right guard in place of the injured Neal in the Patriots' 31-14 victory over the New York Jets (11/22).

★ Was inactive for the first two games of the season before making his 2009 debut vs. Atlanta (9/27) on special teams.

★ Saw action at center, right guard, and as an eligible

receiver as a third tight end throughout the season.

★ Was inactive for the postseason game vs. Baltimore (1/10) due to an injury suffered in the season-finale at Houston (1/3).

2008 (1/0)

★ Appeared in one game, making his Patriots debut while playing on special teams blocking units in the season finale at Buffalo (12/28).

★ Listed as a gameday inactive for the season's first five games.

★ Released by the Patriots on Oct. 20 and signed to the Patriots practice squad on Oct. 22.

★ Spent seven weeks on the Patriots practice squad from Oct. 22 to Dec. 13.

★ Signed to the 53-man roster from the practice squad on Dec. 13.

★ Listed as a game day inactive at Oakland (12/14) and against Arizona (12/21).

2007 (0/0)

★ Was signed to the Patriots practice squad on Sept. 12 and spent the remainder of the season on the practice squad.

★ Released by Jacksonville following the preseason (9/1).

2006 (0/0 – Jacksonville)

★ Placed on the reserve/injured list on Sept. 4 and missed the entire 2006 regular season.

2005 (4/0, 1/0 – Jacksonville)

★ Played in four games for the Jaguars as a rookie, seeing action on special teams.

★ Was one of two undrafted Jaguars rookies to make the team (Derrick Wimbush) and was one of just 15 players in team history to make the team as an undrafted rookie.

★ Made his NFL debut on Dec. 11 against Indianapolis.

★ Was active for the final four games of the regular season and for a wild card playoff game at New England on Jan. 7.

COLLEGE

★ Was a four-year starting offensive tackle at Southeast Missouri State.

★ All-conference selection for four consecutive seasons.

★ Finished career with 46 consecutive starts.

★ Started at offensive tackle in all 11 games as a senior.

★ Earned first-team all-conference.

★ Started at offensive tackle all season as a junior and earned second-team all-conference after allowing only one sack.

★ As a sophomore, started at offensive tackle all season.

★ Earned second-team all-conference after not allowing any sacks.

PERSONAL

★ Daniel Paul Connolly was born the son of John and Mary Beth Connolly on Sept. 2, 1982.

★ Was a three-time all-district and all-conference at Marquette High in Chesterfield, Mo.

★ First member of the 1,000-pound weight lifting club.

★ Actively supports his teammates' community efforts.

★ Majored in general studies.

★ Dan and his wife Lori have two daughters, Caroline and Caitlin.



**Christian
COX**

47

HT: 6-3 WT: 250
Born: 12/11/1988 Exp. (NFL/Patriots): Rookie
GP/GS (Playoffs): 0/0 (0/0) Acq: FA-11
College: Utah Hometown: Bountiful, Utah

★ ★ ★ **LINEBACKER** ★ ★ ★

CAREER TRANSACTIONS

Christian Cox was signed by the Patriots as a rookie free agent on Aug. 2, 2011 ... Placed on injured reserve with a neck injury (8/19/11).

SEASONAL REVIEWS

2011 (0/0, 0/0)

★ Placed on injured reserve with a neck injury on Aug. 19, 2011.

COLLEGE

- ★ Originally entered Utah as a walk-on defensive end.
- ★ After being redshirted in 2007, he earned a letter in 2008 after playing in four games.
- ★ Played in all 13 games as a junior in 2009 with three starts and led Utah with 5.5 sacks.
- ★ Earned first-team all-conference honors as a senior in 2010 after starting in all 13 games and registering 53 total tackles and 4.0 sacks.



**Jermaine
CUNNINGHAM**

96

HT: 6-3 WT: 260
Born: 4/24/88
Exp. (NFL/Patriots): 2/2
GP/GS (Playoffs): 24/11 (1/0) Acq: D2b-10 (53rd)
College: Florida Hometown: Stone Mountain, Ga.

★ ★ ★ **LINEBACKER** ★ ★ ★

CAREER TRANSACTIONS

Jermaine Cunningham was drafted by the New England Patriots in the second round (53rd overall) of the 2010 Draft ... Placed on injured reserve with a hamstring injury (12/10/11).

SEASONAL REVIEWS

2011 (9/0, 0/0)

- ★ Placed on injured reserve with a hamstring injury on Dec. 10, 2011.
- ★ Played in a reserve role against the Jets (11/13), Chiefs (11/21), Eagles (11/27) and Colts (12/4).
- ★ Was inactive against the Steelers (10/30) and Giants (11/6).
- ★ Played in a reserve role against the Cowboys (10/16).
- ★ Played in a reserve role and combined for his first tackle of the year against the Raiders (10/2).
- ★ Played briefly on defense against the Chargers (9/18), Bills (9/25) and Jets (10/9).
- ★ Was inactive in the season opener in Miami (9/12).

2010 (15/11, 1/0)

- ★ Played in 15 games with 11 starts, missing one game due to injury.
- ★ Finished with 41 tackles (27 solo), two forced fumbles, four quarterback hits, and one four-yard sack in his rookie campaign.
- ★ Played in his first career postseason game vs. N.Y. Jets (1/16).
- ★ Made his first NFL start vs. Buffalo (9/26), playing at outside linebacker and registering two tackles.

★ Recorded his first NFL sack vs. Baltimore (10/17) when he forced a fumble on a four-yard sack of QB Joe Flacco early in the second quarter. Made a career-high seven tackles including a stop of Ray Rice in the backfield for a 3-yard loss in the first quarter.

- ★ Combined with Brandon Spikes to stop the Vikings' Adrian Peterson for a two-yard loss on fourth-and-goal from the one-yard line in a 28-18 win vs. Minnesota (10/31).
- ★ Forced a fumble by RB Peyton Hillis at Cleveland (11/7) in the first quarter, which was recovered by Brandon Meriweather at the New England 36-yard line.

COLLEGE

- ★ The three-year starter joined Carlos Dunlap in forming one of the best pass rushing tandems in the Southeastern Conference. It was fitting that both teammates would end their careers ranked tied for tenth in school history with 19.5 quarterback sacks.
- ★ Cunningham started 38 of 45 games at Florida, registering 152 tackles (80 solo) with 19.5 sacks for minus 126 yards, 34.0 stops for losses of 162 yards and 11 quarterback pressures.
- ★ Recovered one fumble and caused five others, returned an interception 18 yards and deflected seven passes.
- ★ A two-time team captain.
- ★ Honors and Awards (2009): All-Southeastern Conference second-team selection by the Associated Press and the league's coaches, member of the Ted Hendricks Defensive End of the Year Award Watch List.

PERSONAL

- ★ Born Jermaine Alexander Alfred Cunningham on April 24, 1988 in the Bronx, N.Y., son of Joan and George Cunningham
- ★ Attended Stephenson (Stone Mountain, Ga.) High School.

- ★ The team captain led the squad to the state semi-finals as a senior, averaging 15 tackles per game with 25 sacks.
- ★ As a junior, the linebacker registered 20 sacks.
- ★ Sociology major.

★★★★★ JERMAINE CUNNINGHAM ★★★★★

Pos: LB Ht: 6-3 Wt: 260 Year: 2nd Acq: D2b-10 (53rd) College: Florida Born: 4/24/88

REGULAR SEASON			TACKLES					INTERCEPTIONS					MISCELLANEOUS						
Year	Team	G/S	TT	UT	A	S	Yds	No	Yds	Avg	Lg	TD	PD	FF	FR	Yds	TD	SpT	
2010	Patriots	15/11	41	27	14	1.0	4.0	0	0	0.0	0	0	1	2	0	0	0	0	
2011	Patriots	9/0	1	0	1	0.0	0.0	0	0	0.0	0	0	0	0	0	0	0	0	
Totals - 2 years		24/11	42	27	15	1.0	4.0	0	0	0.0	0	0	1	2	0	0	0	0	
POSTSEASON			TACKLES					INTERCEPTIONS					MISCELLANEOUS						
Year	Team	G/S	TT	UT	A	S	Yds	No	Yds	Avg	Lg	TD	PD	FF	FR	Yds	TD	SpT	
2010	Patriots	1/0	2	1	1	0	0	0	0	0	0	0	0	0	0	0	0	0	
Totals - 1 year		1/0	2	1	1	0	0	0	0	0	0	0	0	0	0	0	0	0	

★★★★★ CUNNINGHAM'S CAREER GAME-BY-GAME ★★★★★

2010	Opponent	P/S	TT	UT	A	S	Yds	I	Yds	PD	FF	FR	SpT
09/12	Cincinnati	p	0	0	0	-	-	-	-	-	-	-	-
09/19	at N.Y. Jets	p	4	2	2	-	-	-	-	-	-	-	-
09/26	Buffalo	S	2	1	1	-	-	-	-	-	-	-	-
10/04	at Miami	S	2	1	1	-	-	-	1	-	-	-	-
10/17	Baltimore	S	7	2	5	1.0	4.0	-	-	-	1	-	-
10/24	at San Diego	S	3	2	1	-	-	-	-	-	-	-	-
10/31	Minnesota	S	4	3	1	-	-	-	-	-	-	-	-
11/07	at Cleveland	S	4	3	1	-	-	-	-	1	-	-	-
11/14	at Pittsburgh	S	0	0	0	-	-	-	-	-	-	-	-
11/21	Indianapolis	S	2	1	1	-	-	-	-	-	-	-	-
11/25	at Detroit	S	2	2	0	-	-	-	-	-	-	-	-
12/06	N.Y. Jets	S	5	5	0	-	-	-	-	-	-	-	-
12/12	at Chicago	S	0	0	0	-	-	-	-	-	-	-	-
12/19	Green Bay	p	6	5	1	-	-	-	-	-	-	-	-
12/26	at Buffalo	Inactive											
01/02	Miami	p	0	0	0	-	-	-	-	-	-	-	-
2010 Totals			15/11	41	27	14	1.0	4.0	0	0	1	2	0
01/16	N.Y. Jets	p	2	1	1	-	-	-	-	-	-	-	-
2010 Postseason			1/0	2	1	1	-	-	-	-	-	-	-



Brandon
DEADERICK

71

HT: 6-4 WT: 305

Born: 8/19/87

Exp. (NFL/Patriots): 2/2

GP/GS (Playoffs): 20/9 (4/4) Acq: D7b-10 (247th)

College: Alabama Hometown: Elizabethtown, Ky.

★★★★ DEFENSIVE LINE ★★★★★

CAREER TRANSACTIONS

Brandon Deaderick was drafted by the New England Patriots in the seventh round (247th overall) of the 2010 NFL Draft ... Placed on Reserve/PUP (9/3/11) ... Activated to the 53-man roster (10/29/11)

SEASONAL REVIEWS

2011 (10/5, 3/3)

- ★ Started five of the 10 games he played in, recording 20 tackles and two sacks on the season.
- ★ Sacked Eli Manning for a two-yard loss on the first drive of Super Bowl XLVI against the Giants. Added one tackle (2/5).
- ★ Made two tackles in a start at right defensive end in the AFC Championship against the Ravens (1/22).
- ★ Started at defensive tackle and made two tackles in the Divisional playoff game against the Broncos (1/14).
- ★ Started at right defensive end again, making one tackle against the Bills (1/1).
- ★ Filled in for the injured Andre Carter at right defensive end, sacking Matt Moore for a 10-yard loss in the third quarter and making two tackles against the Dolphins (12/24).

Deaderick on choosing Alabama after being a top prospect in Kentucky:

"The tradition, and the chance to go in there and play in the SEC. I wanted to win a championship."

- ★ Started against the Broncos (12/18).
- ★ Sacked Redskins QB Rex Grossman for a loss of three yards in the second quarter. Made four tackles in a reserve role (12/11).
- ★ Made two tackles in a reserve role against the Colts (12/4).
- ★ Played in a reserve role against the Eagles (11/27).
- ★ Started against the Chiefs, making two tackles (11/21).
- ★ Made one tackle in a reserve role against the Jets (11/13).
- ★ Saw significant playing time against the Giants in his first start of the year, making six tackles (11/6).
- ★ Played in his first game of the season, making two tackles against the Steelers in a reserve role on the defensive line (10/30).

- ★ Activated off the PUP on Oct. 29, 2011.
- ★ Placed on Reserve/Physically Unable to Perform on Sept. 3, 2011.

2010 (10/4, 1/1)

- ★ Played in 10 games with four starts and was inactive for six games. Finished with 17 tackles (12 solo) and two sacks.
- ★ Started and played in his first career postseason game vs. N.Y. Jets (1/16), making four tackles.
- ★ Played in his first NFL game at Miami (10/4), registering two tackles while seeing time in the defensive line rotation.
- ★ Made his first NFL start vs. Baltimore (10/17) and was credited with his first career sack, after chasing Joe Flacco out of bounds.
- ★ Made his second consecutive start at San Diego (10/24) and recorded his second straight game with a sack. He was credited with a 6-yard sack of QB Philip Rivers at the end of the third quarter to force San Diego into a third-and-long situation.

COLLEGE

- ★ Started 31 of 44 career games at Alabama, and accumulated 82 total tackles and 8.0 sacks.
- ★ Started 10 games as a senior, tallying 23 tackles, including 4.4 tackles for loss and one sack.
- ★ Won the Billy Neighbors Defensive Lineman Award during spring practice in 2009.
- ★ Was the UA coaching staff's defensive player of the week at LSU in 2008.
- ★ Received the team's Up-Front Award for the outstanding lineman as a junior.

PERSONAL

- ★ Born Brandon Augustus Deaderick on Aug. 19, 1987.
- ★ Prep star at Elizabethtown High School in Kentucky.
- ★ Led his team to a 12-3 finish and a spot in the Class 2A state title game.
- ★ Finished his senior year with seven sacks and averaged more than 10 tackles per game.
- ★ Had 95 tackles as a junior en route to all-state honors.
- ★ Also had 22 sacks in his junior season.
- ★ Ranked No. 45 on the Mobile (Ala.) *Press Register's* Super Southeast 120 chart.

★ ★ ★ ★ ★ BRANDON DEADERICK ★ ★ ★ ★ ★


Pos: DL Ht: 6-4 Wt: 305 Year: 2nd Acq: D7b-10 (247th) College: Alabama Born: 8/19/87

REGULAR SEASON		TACKLES						INTERCEPTIONS					MISCELLANEOUS					
Year	Team	G/S	TT	UT	A	S	Yds	No	Yds	Avg	Lg	TD	PD	FF	FR	Yds	TD	SpT
2010	Patriots	10/4	17	12	5	2.0	6.0	0	0	0.0	0	0	0	0	0	0	0	0
2011	Patriots	10/5	20	12	8	2.0	13.0	0	0	0.0	0	0	0	0	0	0	0	0
Totals - 2 years		20/9	37	24	13	4.0	19.0	0	0	0.0	0	0	0	0	0	0	0	0
POSTSEASON		TACKLES						INTERCEPTIONS					MISCELLANEOUS					
Year	Team	G/S	TT	UT	A	S	Yds	No	Yds	Avg	Lg	TD	PD	FF	FR	Yds	TD	SpT
2010	Patriots	1/1	4	4	0	0	0.0	0	0	0.0	0	0	0	0	0	0	0	0
2011	Patriots	3/3	5	3	2	1	2.0	0	0	0.0	0	0	0	0	0	0	0	0
Totals - 2 years		4/4	9	7	2	1	2.0	0	0	0.0	0	0	0	0	0	0	0	0

★ ★ ★ ★ ★ DEADERICK'S CAREER GAME-BY-GAME ★ ★ ★ ★ ★

2010	Opponent	P/S	TT	UT	A	S	Yds	Int	Yds	PD	FF	FR	SpT	11/21	Indianapolis	p	0	0	0	-	-	-	-	-
09/12	Cincinnati							Inactive						11/25	at Detroit					Inactive				
09/19	at N.Y. Jets							Inactive						12/06	N.Y. Jets	p	0	0	0	-	-	-	-	-
09/26	Buffalo							Inactive						12/12	at Chicago	p	0	0	0	-	-	-	-	-
10/04	at Miami	p	2	1	1	-	-	-	-	-	-	-	-	12/19	Green Bay	p	1	0	1	-	-	-	-	-
10/17	Baltimore	S	5	4	1	1	0.0	-	-	-	-	-	-	12/26	at Buffalo					Inactive				
10/24	at San Diego	S	2	2	0	1	6.0	-	-	-	-	-	-	01/02	Miami					Inactive				
10/31	Minnesota	S	2	1	1	-	-	-	-	-	-	-	-	2010 Totals										
11/07	at Cleveland	p	3	3	0	-	-	-	-	-	-	-	-	10/4	N.Y. Jets	S	4	4	0	0.0	0.0	0	0	0
11/14	at Pittsburgh	S	2	1	1	-	-	-	-	-	-	-	-	01/16	N.Y. Jets	S	4	4	0	0.0	0.0	0	0	0
														2010 Postseason										
														1/1	4	4	0	0.0	0.0	0	0	0	0	





Ras-I DOWLING

21

HT: 6-1 WT: 198

Born: 5/9/88 Exp. (NFL/Patriots): Rookie

GS/GP (Playoffs) 2/2 (0/0) Acq: D2a-11 (33rd)

College: Virginia Hometown: Chesapeake, Va.

★ ★ ★ CORNERBACK ★ ★ ★

PRONOUNCED ross-EYE

CAREER TRANSACTIONS

Ras-I Dowling was drafted by the New England Patriots in the second round (33rd overall) of the 2011 NFL Draft. ... Placed on injured reserve (10/29/11).

SEASONAL REVIEWS

2011 (2/2, 0/0)

- ★ Placed on injured reserve with a hip injury on Oct. 29, 2011.
- ★ Was active but did not play against the Jets (10/9).
- ★ Was inactive due to injury against the Bills (9/25), Raiders (10/2) and Cowboys (10/16).
- ★ Made one tackle against the Chargers in his second start (9/18).
- ★ Started his first NFL game at cornerback, making two tackles against the Dolphins (9/12).

COLLEGE

- ★ Started 25-of-40 games at right cornerback for Virginia, recording 160 tackles (115 solos) with a 6-yard sack and 7.5 stops for losses of 24 yards.
- ★ Gained 34 yards on a punt return lateral and 87 yards on eight interceptions. Also deflected 29 passes.
- ★ Became the 11th player in school history to lead the team in interceptions in consecutive seasons (2007-08).
- ★ In 2007, he became the first true freshman since Jerton Evans in 1999 to lead the Cavaliers in interceptions.

2010

- ★ Playboy All-American preseason selection; member of the Bronko Nagurski Trophy, Thorpe Award and Chuck Bednarik Award Watch Lists; Finalist for the Lowe's Senior CLASS Award.
- ★ Voted team captain.
- ★ Finished with 15 tackles (12 solos) and one pass break-up while appearing in a total of 162 defensive snaps.

2009

- ★ All-Atlantic Coast Conference second-team honors; Speed Elliot Award winner as the most improved player; ACC Defensive Back of the Week accolades vs. Indiana.

- ★ Started all 12 games at right cornerback, recording 58 tackles (40 solos), the fifth-best total on the team.

2008

- ★ Sophomore All-American second-team by *College Football News* and All-ACC second-team.
- ★ Appeared in 512 plays, recording 43 tackles (33 solos) with five stops for losses of 15 yards, leading the team with 11 pass break-ups and with three interceptions.

2007

- ★ Freshman All-American honorable mention from *College Football News*; freshman All-ACC honors from *The Sporting News*; Bill Dudley Award winner as the Cavaliers' Most Outstanding First-year Player.
- ★ Despite playing mostly in reserve, he led the squad with nine pass deflections and tied for the team lead with two interceptions for 17 yards, becoming the first true freshman to lead the team in pass thefts since Jerton Evans in 1999.
- ★ Caused two fumbles and registered 44 tackles (30 solos), as he also led the kickoff coverage unit with sixteen tackles and was second on the punt team with five more stops.

PERSONAL

- ★ Born Ras-I Luis Dowling on May, 9, 1988 in Chesapeake, Va., son of Juliette and Larry Dowling.
- ★ Attended Deep Creek (Chesapeake, Va.) High School, competing at football and track (sprinter) and letting twice in basketball, twice receiving All-District accolades.
- ★ Played football at Hargrave Military Academy (Chatham, Va.) in 2006.
- ★ All-City first-team and All-District second-team honors as a senior.
- ★ As a senior, Dowling competed as a DB and WR, in addition to seeing some playing time at QB.
- ★ Made 60 tackles with two interceptions and caught 14 passes for 255 yards, including four touchdowns in 2005.
- ★ Graduated in December 2010 with a degree in Sociology.

★ ★ ★ ★ ★ RAS-I DOWLING ★ ★ ★ ★ ★

Pos: CB Ht: 6-1 Wt: 198 Year: R Acq: D2a-11 (33rd) College: Virginia Born: 5/9/88

REGULAR SEASON			TACKLES					INTERCEPTIONS					MISCELLANEOUS					
Year	Team	G/S	TT	UT	A	S	Yds	No	Yds	Avg	Lg	TD	PD	FF	FR	Yds	TD	SpT
2011	Patriots	2/2	3	2	1	0	0.0	0	0	0.0	0	0	0	0	0	0	0	0
Totals - 1 year		2/2	3	2	1	0	0.0	0	0	0.0	0	0	0	0	0	0	0	0





Julian EDELMAN

11

HT: 5-10 WT: 198
 Born: 5/22/86 Exp. (NFL/Patriots): 3/3
 GP/GS (Playoffs): 39/10 (5/2) Acq: D7a-09 (232nd)
 College: Kent State Hometown: Redwood City, Calif.

★ ★ ★ WIDE RECEIVER ★ ★ ★

CAREER TRANSACTIONS

Julian Edelman was drafted by the New England Patriots in the seventh round (232nd overall) of the 2009 NFL Draft ... (7/23/09).


CAREER HIGHLIGHTS

- ★ In 2010, set a franchise record for the highest punt return average in a single-season with a 15.3-yard average, which led the AFC and finished second in the NFL behind Chicago's Devin Hester (17.1-yard return average).
- ★ Set a franchise record with a 94-yard punt return for a touchdown vs. Miami (1/2/11).
- ★ Entered 2011 with the best career punt return average in Patriots history with a 14.2-yard average.

SEASONAL REVIEWS

2011 (13/0, 3/0)

- ★ Played on offense, defense and special teams throughout the season, compiling 14 tackles, five special teams tackles, 28 punt returns, 12 kickoff returns, four receptions and four rushes.
- ★ Played in a reserve role at wide receiver and on special teams in Super Bowl XLVI against the Giants (2/5). Returned three kickoffs 73 yards with a long return of 31 yards.
- ★ Saw time in all three phases of the game in the AFC Championship against the Ravens. Caught an eight-yard pass, rushed once for a loss of a yard, made one tackle and returned two punts for seven yards (1/22).



EXTRA POINTS

- ★ Growing up as an undersized quarterback with a good arm and all kinds of athleticism, Julian Edelman had visions of being the next Doug Flutie.
- ★ A QB at Kent State, he passed for 1,820 yards as a senior and added 1,551 rushing yards to break the school's single-season record for total offense set by Joshua Cribbs (now with Cleveland) in 2003.

- ★ Played as a reserve at wide receiver, return specialist and defensive back in the Divisional playoff game against the Broncos (1/14). Caught one pass for 11 yards, made one defensive tackle and returned two punts for 28 yards.
- ★ Saw his most extensive time on defense on the season, playing over half of the defensive snaps and making a season high five tackles against the Bills (1/1). Also recorded a six-yard rush.
- ★ Returned two punts for eight yards against the Dolphins (12/24).
- ★ Played on offense and special teams, catching one 7-yard pass, returning three punts for 23 yards, and making three special teams tackles against the Broncos (12/18).
- ★ Played on defense and special teams against Washington, making three tackles and two special teams tackles. Returned two punts for a total of 18 yards (12/11).
- ★ Saw time on offense and special teams against the Colts and returned two punts for 15 yards as well as two kickoffs for 48 yards (12/4).
- ★ Played in all three phases of the game, making four tackles and returning two punts for 13 yards against the Eagles (11/27).
- ★ Earned AFC Special Teams Player of the Week honors for his performance against the Chiefs after returning a punt 72 yards for a touchdown. Played in all three phases of the game, lining up at wide receiver as well as making one tackle at cornerback and one special teams tackle (11/21).
- ★ Saw some time on offense as well as special teams, returning one punt 16 yards against the Jets (11/13). Played the last few minutes of the game at cornerback, making one tackle.



Standout College QB to NFL Wide Receiver

Edelman began his college football career with a year at the College of San Mateo (Calif.) before transferring to Kent State where as a senior, he completed 56% of his passes (153 of 275 passes for 1,820 yards) with 13 touchdowns. He was also the leading rusher, gaining 1,551 yards on 215 attempts (an average of 7.5 yards per carry) and scoring 13 touchdowns. His offensive numbers broke Kent State's single-season record for total offense set by Joshua Cribbs in 2003.

- ★ Played on special teams and in a reserve role on offense. Returned five punts for 17 yards and one kickoff 22 yards, fumbling once against the Giants (11/6).
- ★ Was a healthy scratch against the Steelers (10/30).
- ★ Was inactive due to injury against the Jets (10/9) and Cowboys (10/16).
- ★ Caught one 11-yard pass and rushed once for a one-yard loss against the Raiders. Recorded one 15-yard punt return and ran back two kicks for a total of 47 yards (10/2).
- ★ Saw increased playing time against the Bills with Aaron Hernandez out due to injury, making one 5-yard catch and carrying the ball twice for three yards. Returned three punts for 31 yards and three kickoffs for 63 yards, including a 29-yard return (9/25).
- ★ Returned two kickoffs for a total of 39 yards against the Chargers (9/18).
- ★ Returned five punts for 59 yards, returned two kicks for 65 yards, including a career-long 37-yard return, and caught one 9-yard pass in a reserve role against the Dolphins (9/12).

2010 (15/3, 1/1)

- ★ Played in 15 games with three starts in three-wide receiver sets.
- ★ Finished the season with 21 punt returns for 321 yards and set a franchise record for the highest punt return average in a single-season with a 15.3-yard average. Led the AFC and finished second in the NFL behind Chicago's Devin Hester (17.1-yard return average) with the 15.3-yard average.
- ★ Also had 14 rushing yards on two carries and 86 yards on seven receptions.
- ★ Set a franchise record with a 94-yard punt return for a touchdown vs. Miami (1/2). Recorded a career high 40-yard reception from Tom Brady in the first quarter against the Dolphins and a career-high 13-yard rush. Finished with three catches for 72 yards (24.0 avg.), 13 rushing yards, four punt returns for 112 yards and a touchdown, and two fair catches against the Dolphins.
- ★ Registered a then career-long 42-yard punt return in the second quarter at Chicago (12/12). Also had a 71-yard punt return for a touchdown called back due to a penalty in the second quarter.
- ★ Started at wide receiver in the postseason game vs. N.Y. Jets (1/16). Had one rush for 11 yards, one reception for 12 yards and returned two punts for 42 yards, including a 41-yard punt return.

2009 (11/7, 1/1)

- ★ Played in 11 games with seven starting assignments and finished the year with 37 receptions for 359 yards and

★★★ PATS PUNT RETURN RECORDS ★★★

Edelman set a franchise record for the best punt return average in a single season with a 15.3-yard punt return average in 2010. Edelman led the AFC and finished second in the NFL with a 15.3 punt return average. Chicago's Devin Hester led the NFL with a 17.1-yard average.

Patriots Punt Return Average/Season

Player	Average	Year
Julian Edelman	15.3	2010
Mack Herron	14.8	1974
Troy Brown	14.2	2001

Edelman set a franchise record with a 94-yard punt return for a touchdown in the second quarter vs. Miami (1/02). The Patriots' previous longest punt return was an 89-yard touchdown return by Mike Haynes vs. Buffalo on Nov. 7, 1976.

Longest Patriots Punt Returns

Player	Yards	Year
Julian Edelman	94t	2010
Mike Haynes	89t	1976

one touchdown, 11 kickoff returns for 241 yards, six punt returns for 63 yards and two rushing attempts for five yards.

- ★ Started in the postseason game vs. Baltimore (1/10) and led the team with six catches for 44 yards with two touchdown passes. Also returned one punt for 28 yards. Became the first Patriots rookie to catch two touchdown passes in a postseason game when he scored on a 6-yard pass from Tom Brady in the second quarter and a 1-yard touchdown reception in the third quarter.
- ★ Was inactive for the season-opener vs. Buffalo (9/14) and missed four games due to injury: at Tampa Bay (10/25), vs. Miami (11/8), at New Orleans (11/30) and at Miami (12/6).
- ★ Made his NFL debut at the New York Jets (9/20) when he started in place of an injured Wes Welker. Led the team with eight receptions for 98 yards.
- ★ Hauled in his first career touchdown reception at Indianapolis (11/5) on a 9-yard pass from Tom Brady in the second quarter.
- ★ Set career-highs with 10 catches for 103 yards in the regular-season finale at Houston (1/3), seeing increased action following a first quarter injury to Wes Welker.

COLLEGE

- ★ Played in 31 games to finish his career at Kent State with 4,997 yards passing and 2,664 yards rushing.
- ★ Compiled a career high 3,190 yards of total offense in his senior season with the Golden Flashes and finished his career with 30 touchdown passes and 22 rushing scores.
- ★ Was the Golden Flashes' starting quarterback as a senior in 2008, playing in 12 games and completing 153-of-275 passes for 1,820 yards and 13 touchdowns with 11 interceptions.
- ★ Posted record-setting numbers as a redshirt freshman quarterback at the College of San Mateo in 2005.
- ★ Was named the Most Valuable Player in All-State Region I by the California Community College Football Coaches Association.
- ★ Passed for 1,312 yards and 14 touchdowns and rushed for a school-record 1,253 yards and 17 scores.
- ★ Helped lead San Mateo to an 8-3 record and second-place finish in the NorCal Conference.

PERSONAL

★ Julian Edelman was born May 22, 1986 to Angie and Francis Edelman.

★ As senior at Woodside (Calif.) High School in 2004, led the Wildcats to a 13-0 record and Central Coast Section championship and was named first-team all-league and all-county.

★ Totaled 2,237 passing yards and 29 touchdowns in his high school career and also rushed for 964 yards and 13 touchdowns.

★ Majored in business management at Kent State.

★ ★ ★ ★ ★ JULIAN EDELMAN ★ ★ ★ ★ ★

Pos: WR Ht: 5-10 Wt: 198 lbs Year: 3rd Acq: D7a-09 (232nd) College: Kent State Born: 5/22/86

REGULAR SEASON			RECEIVING					RUSHING					KICK RETURNS					PUNT RETURNS					
Year	Team	G/S	No	Yds	Avg	Lg	TD	No	Yds	Avg	Lg	TD	No	Yds	Avg	Lg	TD	No	FC	Yds	Avg	Lg	TD
2009	Patriots	11/7	37	359	9.7	29	1	2	5	2.5	5	0	11	241	21.9	32	0	6	1	63	10.5	35	0
2010	Patriots	15/3	7	86	12.3	40	0	2	14	7.0	13	0	0	0	0.0	0	0	21	6	321	15.3	94t	1
2011	Patriots	13/0	4	34	8.5	11	0	4	8	2.0	6	0	12	284	23.7	37	0	28	7	300	10.7	72t	1
Totals - 3 years		39/10	48	479	10.0	40	1	8	27	3.4	13	0	23	525	22.8	37	0	55	14	684	12.4	94t	2
POSTSEASON			RECEIVING					RUSHING					KICK RETURNS					PUNT RETURNS					
Year	Team	G/S	No	Yds	Avg	Lg	TD	No	Yds	Avg	Lg	TD	No	Yds	Avg	Lg	TD	No	FC	Yds	Avg	Lg	TD
2009	Patriots	1/1	6	44	7.3	24	2	0	0	0.0	0	0	0	0	0.0	0	0	1	1	28	28.0	28	0
2010	Patriots	1/1	1	12	12.0	12	0	1	11	11.0	11	0	0	0	0	0	0	2	0	42	21.0	41	0
2011	Patriots	3/0	2	19	9.5	11	0	1	-1	-1.0	-1	0	3	73	24.3	31	0	2	1	28	14.0	15	0
Totals - 3 years		5/2	9	75	8.3	24	2	2	10	5.0	11	0	3	73	24.3	31	0	5	2	98	19.6	41	0

Additional Statistics: Tackles (2011: 14, 2 postseason); Special Team Tackles (2011: 5, 1 postseason)

★ ★ ★ ★ ★ JULIAN EDELMAN'S CAREER GAME-BY-GAME ★ ★ ★ ★ ★

Receiving								Rushing					Kick Returns					Punt Returns					
2009	Opponent	P/S	No	Yds	Avg	Lg	TD	No	Yds	Avg	Lg	TD	No	Yds	Avg	Lg	TD	No	FC	Yds	Avg	Lg	TD
09/14	Buffalo									Inactive													
09/20	at N.Y. Jets	S	8	98	12.3	29	0	-	-	-	-	-	2	39	19.5	22	0	1	0	2	2.0	2	0
09/27	Atlanta	p	3	20	6.7	11	0	1	5	5.0	5	0	-	-	-	-	-	-	-	-	-	-	-
10/04	Baltimore	p	1	12	12.0	12	0	-	-	-	-	-	-	-	-	-	-	-	-	-	-	-	-
10/11	at Denver	p	3	15	5.0	6	0	-	-	-	-	-	4	93	23.3	32	0	2	0	22	11.0	16	0
10/18	Tennessee	S	6	43	7.2	16	0	-	-	-	-	-	1	25	25.0	25	0	3	0	39	13.0	35	0
10/25	at Tampa Bay									Inactive													
11/08	Miami									Inactive													
11/15	at Indianapolis	p	2	14	7.0	9t	1	-	-	-	-	-	-	-	-	-	-	-	-	-	-	-	-
11/22	N.Y. Jets	S	3	26	8.7	11	0	1	0	0.0	0	0	3	68	22.7	28	0	-	-	-	-	-	-
11/30	at New Orleans									Inactive													
12/06	at Miami									Inactive													
12/13	Carolina	S	-	-	-	-	-	-	-	-	-	-	-	-	-	-	-	-	-	-	-	-	-
12/20	at Buffalo	S	-	-	-	-	-	-	-	-	-	-	-	-	-	-	-	-	-	-	-	-	-
12/27	Jacksonville	S	1	28	28.0	28	0	-	-	-	-	-	1	16	16.0	16	0	-	-	-	-	-	-
01/03	at Houston	S	10	103	10.3	25	0	-	-	-	-	-	-	-	-	-	-	0	1	0	0.0	0	0
2009 Totals		11/7	37	359	9.7	29	1	2	5	2.5	5	0	11	241	21.9	32	0	6	1	63	10.5	35	0
01/10	Baltimore	S	6	44	7.3	24	2	-	-	-	-	-	-	-	-	-	-	1	1	28	28.0	28	0
2009 Postseason		1/1	6	44	7.3	24	2	0	0	0.0	0	0	0	0	0.0	0	0	1	1	28	28.0	28	0
2010	Opponent	P/S	No	Yds	Avg	Lg	TD	No	Yds	Avg	Lg	TD	No	Yds	Avg	Lg	TD	No	FC	Yds	Avg	Lg	TD
09/12	Cincinnati									Inactive													
09/19	at N.Y. Jets	p	1	6	6.0	6	0	0	0	0.0	0	0	0	0	0	0	0	2	0	26	13.0	15	0
09/26	Buffalo	S	3	8	2.7	6	0	1	1	1.0	1	0	0	0	0	0	0	0	0	0	0.0	0	0
10/04	at Miami	p	0	0	0.0	0	0	0	0	0.0	0	0	0	0	0	0	0	0	0	0	0.0	0	0
10/17	Baltimore	p	0	0	0.0	0	0	0	0	0.0	0	0	0	0	0	0	0	2	0	16	8.0	10	0
10/24	at San Diego	p	0	0	0.0	0	0	0	0	0.0	0	0	0	0	0	0	0	2	0	37	18.5	34	0
10/31	Minnesota	p	0	0	0.0	0	0	0	0	0.0	0	0	0	0	0	0	0	1	0	4	4.0	4	0
11/07	at Cleveland	p	0	0	0.0	0	0	0	0	0.0	0	0	0	0	0	0	0	0	0	0	0.0	0	0
11/14	at Pittsburgh	p	0	0	0.0	0	0	0	0	0.0	0	0	0	0	0	0	0	1	2	12	12.0	12	0
11/21	Indianapolis	p	0	0	0.0	0	0	0	0	0.0	0	0	0	0	0	0	0	0	1	0	0.0	0	0
11/25	at Detroit	p	0	0	0.0	0	0	0	0	0.0	0	0	0	0	0	0	0	3	0	47	15.7	28	0
12/06	N.Y. Jets	p	0	0	0.0	0	0	0	0	0.0	0	0	0	0	0	0	0	1	0	13	13.0	13	0
12/12	at Chicago	S	0	0	0.0	0	0	0	0	0.0	0	0	0	0	0	0	0	2	0	43	21.5	42	0
12/19	Green Bay	p	0	0	0.0	0	0	0	0	0.0	0	0	0	0	0	0	0	3	0	11	3.7	7	0
12/26	at Buffalo	p	0	0	0.0	0	0	0	0	0.0	0	0	0	0	0	0	0	0	0	0	0.0	0	0
01/02	Miami	S	3	72	24.0	40	0	1	13	13.0	13	0	0	0	0	0	0	4	2	112	28.0	94t	1
2010 Totals		15/3	7	86	12.3	40	0	2	14	7.0	13	0	0	0	0	0	0	21	6	321	15.3	94t	1
01/16	N.Y. Jets	S	1	12	12.0	12	0	1	11	11.0	11	0	0	0	0	0	0	2	0	42	21.0	41	0
2010 Postseason		1/1	7	56	8.0	24	2	1	11	11.0	11	0	0	0	0	0	0	2	0	42	21.0	41	0



**Shaun
ELLIS**

94

HT: 6-5 WT: 290
Born: 6/24/77 GP/S (Playoffs) 184/166 (15/12)
Exp. (NFL/Patriots): 12/1 Acq: FA-11
College: Tennessee Hometown: Anderson, S.C.

PRO BOWLS

★ ★ ★ DEFENSIVE LINE ★ ★ ★



CAREER TRANSACTIONS

Shaun Ellis was signed by the Patriots as a free agent on Aug. 8, 2011 ... Originally drafted by the New York Jets in the first round (12th overall) of the 2000 NFL Draft.

CAREER HIGHLIGHTS

- ★ Named to the Pro Bowl in 2003 and 2009.
- ★ Has 11 games with at least two sacks, including a career-high 3.0 sacks in the 2004 season-finale.
- ★ Registered a career-high 12.5 sacks in 2003 and followed that with 11.0 sacks in 2004.
- ★ Has started in 12 postseason games with the Jets.

SEASONAL REVIEW

2011 (14/10, 3/0)

- ★ Started 10-of-14 games, making 18 tackles, one sack and three quarterback hits.
- ★ Made two tackles in a reserve role against the Giants in Super Bowl XLVI (2/5).
- ★ Played in a reserve role against the Ravens in the AFC Championship game (1/22).
- ★ Saw action as a reserve defensive lineman in the Divisional Playoff game against the Broncos (1/14), making one tackle and sacking Tim Tebow for a five-yard loss.
- ★ Played in a reserve role against the Bills (1/1).
- ★ Sacked Matt Moore on the third play of the game, adding five tackles against the Dolphins (12/24).
- ★ Contributed on two tackles in a reserve role against the Broncos (12/18).
- ★ Made three tackles in a reserve role against the Redskins (12/11).
- ★ Played in a reserve role against the Eagles (11/27) and Colts (12/4).
- ★ Was active but did not play against the Chiefs (11/21).
- ★ Started at defensive end against the Steelers and Jets (11/13).
- ★ Was inactive due to injury against the Giants (11/6).
- ★ Combined with Gary Guyton to stop DeMarco Murray for a two-yard loss on first down with 3:36 left in the game and the Patriots trailing by three. Stopped Murray again for a one-yard loss less than a minute later to set up a third-and-long that the Cowboys did not convert. Totaled three tackles in the start (10/16).
- ★ Made one tackle in a start against the Jets (10/9).
- ★ Recorded one tackle and one quarterback hit in a start against the Raiders (10/2).
- ★ Started against the Bills (9/25).
- ★ Made two tackles in a start against the Chargers (9/18).
- ★ Started his first game as a Patriot, making one tackle against the Dolphins (9/12).

2010 (15/15, 3/3 – New York Jets)

- ★ Started in all 15 games that he played as well as three postseason games.

★ Finished the regular-season with 36 total tackles, 4.5 sacks and one forced fumble.

★ In the postseason game against the Patriots (1/16/11), had a 2.0 sack performance in a 28-21 victory.

2009 (15/15, 3/3 – New York Jets)

- ★ Started all 15 games that he played and all three postseason games.
- ★ Earned a Pro Bowl berth after finishing with 53 total tackles, 6.5 sacks and one forced fumble.
- ★ Sealed the Jets post-season win at Cincinnati (1/9/10) when he dropped Carson Palmer for a 10-yard loss on a fourth-and-22 situation late in the fourth quarter.

2008 (16/16 – New York Jets)

- ★ Started all 16 games, finishing with 60 tackles, eight sacks, two forced fumbles and a fumble recovery.
- ★ Recorded at least one sack in six of the season's first seven games.
- ★ Down, 27-24, with 2:06 remaining in regulation, Ellis recovered an Abram Elam fumble and returned it 11 yards for his first-career TD to give the Jets a 31-17 victory.

2007 (16/16 – New York Jets)

- ★ Started all 16 games and finished with 49 total tackles, 5.0 sacks, one forced fumble and one fumble recovery.
- ★ Selected as a defensive captain by his teammates.
- ★ Named AFC Defensive Player of the Week for the first time in his career following a two-sack performance vs. Pittsburgh (11/18).

2006 (16/16, 1/1 – New York Jets)

- ★ Started all 16 games and the postseason game.
- ★ Finished the season with 58 total tackles, 5.0 sacks, three passes defended and one forced fumble.
- ★ Recorded seven total tackles in the postseason loss at New England (1/7).

2005 (13/13 – New York Jets)

- ★ Started the first 13 games of the season before missing the final three games of the year.
- ★ Finished the season with 38 total tackles, 2.5 sacks and one forced fumble.

2004 (15/15, 2/2 – New York Jets)

- ★ Started and played in 15 regular-season games and two postseason games.
- ★ Finished the season with 57 total tackles, 11.0 sacks, three passes defended, two forced fumbles and one fumble recovery.
- ★ Ended a streak of 70 consecutive regular-season games after being declared inactive vs. Baltimore (11/14).
- ★ Registered a career-high 3.0 sacks of Marc Bulger at St. Louis (1/2).



2003 (16/16 – New York Jets)

- ★ Started all 16 games and finished the season with career-highs with 69 total tackles and 12.5 sacks to earn his first Pro Bowl berth.
- ★ Finished five games with 10 or more tackles.
- ★ Matched his career-high with 12 total tackles at New England (9/21)
- ★ Made a career-high 2 total tackles vs. Miami (9/14).

2002 (16/16, 2/2 – New York Jets)

- ★ Started all 16 regular-season games and two postseason games.
- ★ Finished the season with 40 total tackles, 4.0 sacks, four passes defended and one forced fumble.
- ★ Closed the regular season with sacks in the three consecutive games.
- ★ Had a total of eight tackles in two postseason games.

2001 (16/15, 1/1 – New York Jets)

- ★ Played in all 16 games with 15 starts and also started in the postseason game.
- ★ Finished the season with 39 total tackles, 5.0 sacks, two passes defended and one forced fumble.
- ★ Added three more tackles in the postseason.
- ★ Forced a Lamar Smith fumble that was scooped up by Marvin Jones before Curtis Martin scored from 27 yards out on the next play vs. Miami (10/14).

2000 (16/3 – New York Jets)

- ★ Played in 16 games with three starts as a rookie, finishing with 53 total tackles, 8.5 sacks, three passes defended, one forced fumble and one interception.

★ ★ ★ HONORS & AWARDS ★ ★ ★

2009
Pro Bowl
2007
AFC Defensive Player of the Week (Wk 11)
2003
Pro Bowl

- ★ In his first career NFL game, dropped Brett Favre for a three-yard loss and forced a fumble at Green Bay (9/3).
- ★ Recorded his first multi-sack game of his career when he sacked Drew Bledsoe two times vs. New England (9/11).
- ★ Intercepted his first career pass vs. Miami (10/23).
- ★ Made his first NFL start vs. Detroit (12/17).

COLLEGE

- ★ Finished his college career at Tennessee with 105 tackles, 12.5 sacks, three forced fumbles and a fumble recovery.
- ★ Returned his only collegiate interception 90 yards for a touchdown.
- ★ Was selected All-SEC first-team as a senior, where he started every game at left end and recorded 42 tackles, a team-high 8.5 sacks and two fumble recoveries.

PERSONAL

- ★ Married to Cecile with daughter, Keshona and two sons, Jordan and Skyler.
- ★ Recorded 174 total tackles and 35 sacks as a senior at Westside (S.C.) High School.
- ★ Nickname is "Big Katt."
- ★ Born on June 24, 1977 in Anderson, South Carolina.

★ ★ ★ ★ ★ SHAUN ELLIS ★ ★ ★ ★ ★

Pos: DL Ht: 6-5 Wt: 290 Year: 12th Acq: FA-11 College: Tennessee Born: 6/24/77

REGULAR SEASON			TACKLES					INTERCEPTIONS					MISCELLANEOUS					
Year	Team	P/S	TT	UT	A	S	Yds	No	Yds	Avg	Lg	TD	PD	FF	FR	Yds	TD	
2000	Jets	16/3	53	39	14	8.5	39.0	1	1	1.0	1	0	3	1	2	0	0	
2001	Jets	16/15	39	27	12	5.0	24.0	0	0	0	0	0	2	1	0	0	0	
2002	Jets	16/16	40	30	10	4.0	25.0	0	0	0	0	0	4	1	0	0	0	
2003	Jets	16/16	69	47	22	12.5	52.5	0	0	0	0	0	0	1	0	0	0	
2004	Jets	15/15	57	38	19	11.0	53.0	0	0	0	0	0	3	2	1	0	0	
2005	Jets	13/13	38	30	8	2.5	15.5	0	0	0	0	0	0	1	0	0	0	
2006	Jets	16/16	58	37	21	5.0	35.5	0	0	0	0	0	3	1	0	0	0	
2007	Jets	16/16	49	32	17	5.0	26.0	0	0	0	0	0	0	1	1	0	0	
2008	Jets	16/16	60	41	19	8.0	50.5	0	0	0	0	0	0	2	1	0	0	
2009	Jets	15/15	53	35	18	6.5	42.5	0	0	0	0	0	1	1	0	0	0	
2010	Jets	15/15	36	26	10	4.5	29.5	0	0	0	0	0	1	1	0	0	0	
2011	Patriots	14/10	18	9	9	1.0	7.0	0	0	0	0	0	0	0	0	0	0	
Totals - 12 Years			184/166	570	391	179	73.5	400.0	1	1	1.0	1	0	17	13	5	0	0
Additional Statistics – Career Blocked Extra Points: Total (1); 2008 (1)																		
POSTSEASON			TACKLES					INTERCEPTIONS					MISCELLANEOUS					
Year	Team	P/S	TT	UT	A	S	Yds	No	Yds	Avg	Lg	TD	PD	FF	FR	Yds	TD	
2001	Jets	1/1	3	1	2	0.0	0	0	0	0.0	0	0	0	0	0	0	0	
2002	Jets	2/2	8	4	4	0.0	0	0	0	0.0	0	0	0	0	0	0	0	
2004	Jets	2/2	10	8	2	0.0	0	0	0	0.0	0	0	1	0	0	0	0	
2006	Jets	1/1	7	5	2	0.0	0	0	0	0.0	0	0	0	0	0	0	0	
2009	Jets	3/3	7	6	1	0.0	0	0	0	0.0	0	0	0	0	0	0	0	
2010	Jets	3/3	9	9	0	2.0	16	0	0	0.0	0	0	0	0	0	0	0	
2011	Patriots	3/0	3	1	2	1.0	5	0	0	0.0	0	0	0	0	0	0	0	
Totals - 7 Years			15/12	47	34	13	3.0	21	0	0	0.0	0	0	1	0	0	0	0



Players

2007	Opponents	P/S	TT	S	A	S	Yds	Int	Yds	Lg	TD	PF	FR	YdsTD
09/09	New England	S	4	1	3	-	-	-	-	-	-	-	-	-
09/16	at Baltimore	S	7	2	5	-	-	-	-	-	-	-	-	-
09/23	Miami	S	2	2	0	1.0	6.0	-	-	-	-	-	-	-
09/30	at Buffalo	S	6	2	4	1.0	7.0	-	-	-	-	-	-	-
10/07	at N.Y. Giants	S	3	2	1	-	-	-	-	-	-	-	-	-
10/14	Philadelphia	S	2	0	-	-	-	-	-	-	-	-	-	-
10/21	at Cincinnati	S	5	3	2	-	-	-	-	-	-	-	-	-
10/28	Buffalo	S	4	2	2	-	-	-	-	-	-	-	-	-
11/04	Washington	S	9	5	4	-	-	-	-	-	-	-	-	-
11/18	Pittsburgh	S	3	1	2	2.0	7.0	-	-	-	-	1	1	6
11/22	at Dallas	S	2	2	0	-	-	-	-	-	-	-	-	-
12/02	at Miami	S	2	0	2	-	-	-	-	-	-	-	-	-
12/09	Cleveland	S	2	0	2	-	-	-	-	-	-	-	-	-
12/16	at New England	S	4	2	2	1.0	6.0	-	-	-	-	-	-	-
12/23	at Tennessee	S	2	0	2	-	-	-	-	-	-	-	-	-
12/30	Kansas City	S	3	2	2	-	-	-	-	-	-	-	-	-

12/30	Railroad City	3	3	0	3	-	-	-	-	-	-	-	-	-	-	-	-	-	-
2007 Totals		16/16	60	26	34	5.0	26.0	0	0	0	0	0	0	1	1	6	0		

2007 Totals		16/16	60	26	34	5.0	26.0	0	0	0	0	0	1	1	6	0
2006	Opponents	P/S	TT	S	A	S	Yds	Int	Yds	Lg	TD	PD	FF	FR	YdsTD	
09/10	at Tennessee	6	1	0	1						2					

[illegible]

10/24	at	Buffalo	S	2	1	-	-	-	-	-	-	-	-
10/31		Indianapolis	S	5	0	2.0	25.0	-	-	-	-	-	-
10/08	at	Jacksonville	S	1	1	0	-	-	-	-	-	-	-
10/15		Miami	S	3	0	3	-	-	-	-	-	-	-
10/22		Detroit	S	2	2	0	-	-	-	-	-	-	-
10/29	at	Cleveland	S	6	5	1	-	-	-	-	-	-	-
11/12	at	New England	S	5	3	2	1.0	8.0	-	-	-	1	-
11/19		Chicago	S	2	0	2	-	-	-	-	-	1	-
11/26		Houston	S	5	3	2	1.5	4.5	-	-	-	-	-
12/03	at	Green Bay	S	6	4	2	0.5	4.0	-	-	-	-	-
12/10		Buffalo	S	3	2	1	-	-	-	-	-	-	-
12/17	at	Minnesota	S	1	1	0	-	-	-	-	-	-	-
12/25	at	Miami	S	5	3	2	-	-	-	-	-	-	-
12/31		Oakland	S	7	5	2	-	-	-	-	-	-	-
2006 Totals				16	16	58	37	21.5	41.5	0	0	0	0
01/07	at	New England	S	7	5	2	-	-	-	-	-	-	-
2006 Postseason				1/1	7	5	2	0	0	0	0	0	0

2005		Opponent	P/S	TT	S	A	S	Yds	Int	Yds	Lg	TD	PD	FF	FR	YdsTD
09/11	at	Kansas City	S	2	2	0	-	-	-	-	-	-	-	-	-	-
09/18		Miami	S	2	2	0	1.0	2.0	-	-	-	-	1	-	-	-

09/25	JacksonvilleS	5	5	0	-	-	-	-	-	-	-	-	-
-------	---------------	---	---	---	---	---	---	---	---	---	---	---	---

10/09	Tampa Bay	S	4	2	2	0.5	5.5	-	-	-	-	-	-	-	-	-	-
10/16	at Buffalo	S	7	4	3	1.0	8.0	-	-	-	-	-	-	-	-	-	-
10/24	at Atlanta	S	5	4	1	-	-	-	-	-	-	-	-	-	-	-	-
11/06	San Diego	S	4	4	0	-	-	-	-	-	-	-	-	-	-	-	-
11/13	at Carolina	S	6	5	1	-	-	-	-	-	-	-	-	-	-	-	-
11/20	at Denver	S	2	1	1	-	-	-	-	-	-	-	-	-	-	-	-
11/27	New Orleans	S	3	2	1	-	-	-	-	-	-	-	-	-	-	-	-
12/04	at New England	S	2	0	2	-	-	-	-	-	-	-	-	-	-	-	-
12/11	Oakland	S	0	0	0	-	-	-	-	-	-	-	-	-	-	-	-
12/18	at Miami																
12/26	New England																
01/01	Buffalo																
2005 Totals			13/13	48	35	13	2.5	15.5	0	0	0	0	0	0	1	0	0

★ ★ ★ ★ ★ ELLIS' CAREER GAME-BY-GAME (CONT.) ★ ★ ★ ★ ★

2004	Opponents	P/S	TT	S	A	S	Yds	Int	Yds	Lg	TD	PD	FF	FR	YdsTD
09/12	Cincinnati	S	5	3	2	-	-	-	-	-	-	-	-	-	-
09/19	at San Diego	S	5	1	4	0.5	3.5	-	-	-	1	-	-	-	-
10/03	at Miami	S	7	3	4	-	-	-	-	-	-	-	-	-	-
10/10	Buffalo	S	7	4	3	-	-	-	-	-	-	-	-	-	-
10/17	San Francisco	S	5	4	1	1.5	7.0	-	-	-	1	-	-	-	-
10/24	at New England	S	5	4	1	1.5	6.5	-	-	-	-	-	-	-	-
11/01	Miami	S	5	3	2	-	-	-	-	-	-	-	-	-	-
11/07	at Buffalo	S	2	2	0	-	-	-	-	-	-	-	-	-	-
11/14	Baltimore														
11/21	at Cleveland	S	0	0	0	-	-	-	-	-	-	-	-	-	-
11/28	at Arizona	S	4	2	2	1.0	7.0	-	-	-	-	-	-	-	-
12/05	Houston	S	4	4	0	-	-	-	-	-	-	-	-	-	-
12/12	at Pittsburgh	S	6	6	0	1.5	9.0	-	-	-	-	-	-	-	-
12/19	Seattle	S	4	4	0	2.0	2.0	-	-	-	1	1	0	-	-
12/26	New England	S	1	0	1	-	-	-	-	-	-	-	-	-	-
01/02	at St. Louis	S	4	4	0	3.0	18.0	-	-	-	1	-	-	-	-
2004 Totals			15/15	64	44	20	110	53	0	0	0	0	2	2	1 0 0
01/08	at San Diego	S	8	8	0	-	-	-	-	-	-	-	-	-	-
01/15	at Pittsburgh	S	2	2	0	-	-	-	-	-	1	-	-	-	-
2004 Postseason			2/2	10	10	0	0	0	0	0	0	0	1	0	0 0 0
2003	Opponents	P/S	TT	S	A	S	Yds	Int	Yds	Lg	TD	PD	FF	FR	YdsTD
09/04	at Washington	S	10	7	3	2.0	5.0	-	-	-	-	-	-	-	-
09/14	Miami	S	12	7	5	1.0	1.0	-	-	-	1	-	-	-	-
09/21	at New England	S	12	8	4	1.0	3.0	-	-	-	-	-	-	-	-
09/28	Dallas	S	6	5	1	1.0	6.0	-	-	-	-	-	-	-	-
10/12	Buffalo	S	4	3	1	2.0	13.0	-	-	-	-	-	-	-	-
10/19	at Houston	S	10	4	6	1.0	7.0	-	-	-	-	-	-	-	-
10/26	at Philadelphia	S	4	4	0	1.0	1.0	-	-	-	-	-	-	-	-
11/02	N.Y. Giants	S	4	2	2	0.5	2.5	-	-	-	-	-	-	-	-
11/09	at Oakland	S	9	4	5	-	-	-	-	-	-	-	-	-	-
11/16	at Indianapolis	S	6	4	2	1.0	8.0	-	-	-	-	-	-	-	-
11/23	Jacksonville	S	3	1	2	1.0	0.0	-	-	-	-	-	-	-	-
12/01	Tennessee	S	3	1	2	-	-	-	-	-	-	-	-	-	-
12/07	at Buffalo	S	10	5	5	-	-	-	-	-	-	-	-	-	-
12/14	Pittsburgh	S	4	3	1	-	-	-	-	-	-	-	-	-	-
12/20	New England	S	5	2	3	-	-	-	-	-	-	-	-	-	-
12/28	at Miami	S	7	4	3	1.0	6.0	-	-	-	-	-	-	-	-
2003 Totals			16/16	109	64	45	125	52.5	0	0	0	0	1	0	0 0
2002	Opponents	P/S	TT	S	A	S	Yds	Int	Yds	Lg	TD	PD	FF	FR	YdsTD
09/08	at Buffalo	S	3	3	0	0.5	0.5	-	-	-	-	-	-	-	-
09/15	New England	S	2	2	0	-	-	-	-	-	-	-	-	-	-
09/22	at Miami	S	4	3	1	-	-	-	-	-	-	-	-	-	-
09/29	at Jacksonville	S	3	2	-	-	-	-	-	-	-	-	-	-	-
10/06	Kansas City	S	4	2	2	-	-	-	-	-	-	-	-	-	-
10/20	Minnesota	S	2	1	1	-	-	-	-	-	1	-	-	-	-
10/27	Cleveland	S	1	0	1	-	-	-	-	-	2	-	-	-	-
11/03	at San Diego	S	2	2	0	-	-	-	-	-	1	1	-	-	-
11/10	Miami	S	3	3	0	-	-	-	-	-	-	-	-	-	-
11/17	at Detroit	S	2	2	0	-	-	-	-	-	-	-	-	-	-

11/24	Buffalo	S	3	2	1	-	-	-	-	-	-	-	-	-	-
12/02	at Oakland	S	6	5	1	1.0	7.0	-	-	-	1	-	-	-	-
12/08	Denver	S	3	1	2	-	-	-	-	-	-	-	-	-	-
12/15	at Chicago	S	1	1	0	1.0	3.0	-	-	-	1	-	-	-	-
12/22	at New England	S	4	3	1	0.5	3.0	-	-	-	-	-	-	-	-
12/29	Green Bay	S	4	3	1	1.0	7.0	-	-	-	-	-	-	-	-

2002 Totals			16/16	49	36	13	4.0	20.5	0	0	0	0	6	1	0 0 0
01/04	Indianapolis	S	3	3	0	-	-	-	-	-	-	-	-	-	-
01/12	at Oakland	S	5	5	0	-	-	-	-	-	-	-	-	-	-

2002 Postseason			2/2	8	8	0	0	0	0	0	0	0	0	0	0 0 0
------------------------	--	--	------------	----------	----------	----------	----------	----------	----------	----------	----------	----------	----------	----------	--------------

2001	Opponents	P/S	TT	S	A	S	Yds	Int	Yds	Lg	TD	PD	FF	FR	YdsTD
------	-----------	-----	----	---	---	---	-----	-----	-----	----	----	----	----	----	-------

09/09	Indianapolis	S	2	0	2	-	-	-	-	-	-	-	-	-	-
09/23	at New England	S	4	3	1	-	-	-	-	-	1	-	-	-	-
10/01	San Francisco	S	0	-	-	-	-	-	-	-	-	-	-	-	-
10/07	at Buffalo	S	1	0	1	-	-	-	-	-	-	-	-	-	-
10/14	Miami	P	6	6	0	1.5	5.5	-	-	-	1	-	-	-	-
10/21	St. Louis	S	2	2	0	-	-	-	-	-	-	-	-	-	-
10/28	at Carolina	S	7	4	3	-	-	-	-	-	-	-	-	-	-
11/04	at New Orleans	S	5	3	2	1.0	3.0	-	-	-	-	-	-	-	-
11/11	Kansas City	S	6	2	4	0.5	5.5	-	-	-	-	-	-	-	-
11/18	at Miami	S	3	1	2	-	-	-	-	-	-	-	-	-	-
12/02	New England	S	3	1	2	1.0	7.0	-	-	-	1	-	-	-	-
12/09	at Pittsburgh	S	8	5	3	1.0	3.0	-	-	-	-	-	-	-	-
12/16	Cincinnati	S	1	1	0	-	-	-	-	-	-	-	-	-	-
12/23	at Indianapolis	S	3	3	0	-	-	-	-	-	-	-	-	-	-
12/30	Buffalo	S	2	2	0	-	-	-	-	-	-	-	-	-	-
01/06	at Oakland	S	5	2	3	-	-	-	-	-	-	-	-	-	-

2001 Totals			16/16	59	36	23	5.0	24.0	0	0	0	0	2	1	0 0 0
--------------------	--	--	--------------	-----------	-----------	-----------	------------	-------------	----------	----------	----------	----------	----------	----------	--------------

01/12	at Oakland	S	3	1	2	-	-	-	-	-	-	-	-	-	-
-------	------------	---	---	---	---	---	---	---	---	---	---	---	---	---	---

2001 Postseason			1/1	3	1	2	0	0	0	0	0	0	0	0	0 0 0
------------------------	--	--	------------	----------	----------	----------	----------	----------	----------	----------	----------	----------	----------	----------	--------------

2000	Opponents	P/S	TT	S	A	S	Yds	Int	Yds	Lg	TD	PD	FF	FR	YdsTD
------	-----------	-----	----	---	---	---	-----	-----	-----	----	----	----	----	----	-------

09/03	at Green Bay	P	3	3	0	1.0	3.0	-	-	-	1	1	0	0	-
09/11	New England	P	4	2	2	2.0	14.0	-	-	-	-	-	-	-	-
09/17	Buffalo	P	1	0	1	-	-	-	-	-	-	-	-	-	-
09/24	at Tampa Bay	P	0	0	0	-	-	-	-	-	-	-	-	-	-
10/08	Pittsburgh	P	7	6	1	-	-	-	-	-	-	-	-	-	-
10/15	at New England	P	2	1	1	1.0	3.0	-	-	-	-	-	-	-	-
10/23	Miami	P	2	1	1	1.0	2.0	-	-	-	1	-	-	-	-
10/29	at Buffalo	P	3	2	1	-	-	-	-	-	-	-	-	-	-
11/05	Denver	P	4	3	1	-	-	-	-	-	-	-	-	-	-
11/12	at Indianapolis	P	0	0	0	-	-	-	-	-	-	-	-	-	-
11/19	at Miami	P	2	2	-	1.0	6.0	1	1	1	-	2	-	-	-
11/26	Chicago	P	3	1	2	-	-	-	-	-	-	-	-	-	-
12/03	Indianapolis	P	1	1	-	-	-	-	-	-	-	-	-	-	-
12/10	at Oakland	P	5	3	2	0.5	1.0	-	-	-	-	-	-	-	-
12/17	Detroit	S	9	7	2	2.0	10.0	-	-	-	-	-	-	-	-
12/24	at Baltimore	S	7	6	1	-	-	-	-	-	-	-	-	-	-

2000 Totals			16/2	53	38	15	8.5	39	1	1	1	0	3	1	0 0
--------------------	--	--	-------------	-----------	-----------	-----------	------------	-----------	----------	----------	----------	----------	----------	----------	------------



Kevin FAULK

HT: 5-8 WT: 202
 Born: 6/5/76 Exp. (NFL/Patriots): 13/13
 GP/GS (Playoffs): 161/47 (19/4) Acq: D2-99 (46th)
 College: Louisiana State Hometown: Carencro, La.
SUPER BOWLS:



33

★ ★ ★ RUNNING BACK ★ ★ ★

01 03 04

CAREER TRANSACTIONS

Kevin Faulk was selected by the Patriots in the second round of the 1999 NFL Draft (46th overall) ... The pick was acquired in a trade with the Tennessee Titans in exchange for the Patriots' second-round pick (52nd overall – John Thornton) and their fourth-round pick (117th overall – Donald Mitchell) ... Signed a five-year contract with the Patriots (7/28/99) ... Placed on injured reserve with an ankle injury (12/19/99) ... Re-signed with the Patriots (3/11/10) ... Placed on injured reserve with a knee injury (9/22/10) ... Placed on Reserve/PUP (9/3/11) ... Activated to the 53-man roster (10/29/11).

CAREER HIGHLIGHTS

★ Kevin Faulk has filled various roles since joining the team in 1999. He is the Patriots' all-time leader in all-purpose yards with 12,247. He ranks fifth in rushing (3,550), fifth in receptions (424), tenth in pass receiving yards (3,667), 21st in scoring (200), sixth in punt return yards (932) and first in kickoff return yards (4,098).

★ Faulk owns the longest non-touchdown kickoff return in team history when he covered 95 yards on a return against the N.Y. Jets (11/15/99).

★ He is one of just six NFL players in the 2000s decade to total 3,000 rushing yards and 3,000 receiving yards (Tiki Barber, Brian Westbrook, Marshall Faulk, Michael Pittman and LaDarian Tomlinson).

★ Faulk became the 26th running back in NFL history to reach 400 receptions.

★ Faulk is the Patriots' all-time leading return specialist, totaling 5,030 combined return yards (4,098 kick return yards and 932 punt return yards).

★ Faulk co-captained a Patriots offense in 2007 that set numerous NFL records, including most points (538) and most touchdowns (75) in a season.

★ Faulk returned two kickoffs for touchdowns in 2002 (86 yds at Oakland 11/17 and 87 yds vs. N.Y. Jets 12/22) and became just the second Patriot to return multiple kickoffs for touchdowns in one season, joining Raymond Clayborn, who returned three in 1977.

★ Faulk was the first player in Patriots history and the only NFL player in 2002 to score multiple touchdowns rushing (2), receiving (3) and via kickoff return (2).

★ Faulk has two 100-yard receiving games to his credit, one each in 2002 and 2003. He amassed a career-high 109 receiving yards on seven catches at Chicago (11/10/02), becoming the first Patriots running back to eclipse the 100-yard receiving mark since Tony Collins gained 109 yards on six catches at Tampa Bay (10/27/85). In 2003, Faulk came within a whisker of his career-high with an eight-catch, 108-yard effort at Houston (11/23/03).

★ Completed his first career pass attempt when he took a direct snap from center and found quarterback Tom Brady for a 23-yard gain vs. Miami (12/22/01).

★ Faulk set a career high with 11 catches vs. Tampa Bay (9/3/00).

EXTRA POINTS

★ Kevin hosts an annual celebrity softball game in Brockton, Mass. to benefit the United Way of Massachusetts Bay and the United Way of Acadiana in his home state of Louisiana.

★ Kevin resisted the temptation of turning pro following his junior season at LSU, and stayed in school to earn his degree in Kinesiology in just three and a half years.

★ During the 2010 offseason, Kevin and his wife, Latisha, renewed their wedding vows in their hometown of Carencro, La. They have been married for 11 years and together for 21.

★ Kevin is developing NakedPizza franchises in the Lafayette area of his home state of Louisiana.

NakedPizza makes all-natural, healthy pizza for take-out and delivery.

SEASONAL REVIEWS

2011 (7/3, 1/0)

- ★ Played in seven games with three starts, rushing 17 times for 57 yards and catching seven passes for 34 yards.
- ★ Was inactive in Super Bowl XLVI against the Giants (2/5).
- ★ Was active but did not play in the AFC Championship against the Ravens (1/22).
- ★ Saw action as a reserve in the Divisional playoff game against the Broncos, recording two fair catches (1/14).
- ★ Was inactive against the Bills (1/1).
- ★ Returned two punts 11 yards against the Dolphins (12/24).
- ★ Had a one-yard rush in a start against the Broncos (12/18).
- ★ Talled 11 yards on three carries and caught a one-yard pass in a reserve role against the Redskins (12/11).
- ★ Carried the ball twice for five yards and caught a 13-yard pass in a start against the Colts (12/4).
- ★ Played in a reserve role and returned one kickoff against the Eagles (11/27).
- ★ Was inactive against the Chiefs (11/21).
- ★ Carried the ball five times for eight yards against the Jets (11/13).
- ★ Was inactive against the Giants (11/6).
- ★ Played in his first game of the year, starting against the Steelers and leading the team with six rushes for 32 yards. Added five receptions for 20 yards, including an 18-yard pass from Tom Brady (10/30).

★ ★ FAULK: FRANCHISE ALL-TIME LEADER ★ ★

PATRIOTS LEADERS / ALL-PURPOSE YARDS ALL-TIME

Player	Years	Yards
Kevin Faulk	2001-11	12,349
Stanley Morgan	1977-89	11,468
Troy Brown	2001-07	11,053
Irving Fryar	1984-92	8,184

PATRIOTS LEADERS / YDS FROM SCRIMMAGE ALL-TIME

Player	Years	Yd/Scrim.
Stanley Morgan	1977-89	10,479
Sam Cunningham	1973-82	7,359
Kevin Faulk	2001-11	7,308
Tony Collins	1981-87	7,003

- ★ Activated to the 53-man roster on Oct. 29, 2011.
- ★ Placed on Reserve/Physically Unable to Perform on Sept. 3, 2011.

2010 (2/2)

- ★ Started the first two games of the season before being placed on injured reserve on Sept. 22, 2010 with a knee injury suffered at N.Y. Jets (9/19).
- ★ Finished with eight rushing attempts for 45 yards and six receptions for 37 yards.

2009 (15/7, 1/0)

- ★ Played in 15 games with seven starting assignments and finished with 335 yards rushing on 62 attempts with two rushing touchdowns, 37 receptions for 301 yards with one touchdown, five punt returns for 31 yards and six kickoff returns for 144 yards.
- ★ Became the Patriots all-time leader in all-purpose yards, pushing his career totals to 12,140 yards.
- ★ Became the 26th running back in NFL history to catch 400 passes in his career.
- ★ Gained 75 yards against the Panthers (12/13) to move past Tony Collins (7,003) into third place on the Patriots all-time yards from scrimmage list.
- ★ Scored on a 38-yard reception in the Patriots' 59-0 victory vs. Tennessee (10/18).
- ★ Tallied his highest rushing totals since 2004 with 79 yards on 12 carries at Indianapolis (11/15).
- ★ Scored his first rushing touchdown of the season on a 6-yard run at Miami (12/6).
- ★ Scored his second rushing touchdown of the season in the Patriots' 20-10 win vs. Carolina (12/13) on a 3-yard run in the second quarter.
- ★ Was inactive in the regular-season finale at Houston (1/3).
- ★ Led the team with 14 carries for 52 yards rushing and added six receptions for 37 yards in the postseason game vs. Baltimore (1/10).

2008 (15/3)

- ★ Recorded 993 total yards from scrimmage (507 rushing and 486 receiving), placing third on the team and achieving the third highest total of his 10-year career.
- ★ Finished third on the team with 58 receptions and placed second on the club with 507 rushing yards.
- ★ Caught a career-high 58 passes for a career-high 486 receiving yards, recording the third highest reception total by an NFL running back in 2008.
- ★ Tied his career high with four games with over 100 yards from scrimmage.

★ FAULK'S SINGLE GAME CAREER HIGHS ★

Regular Season

Rushing

Attempts:	23	at Houston (11/23/03)
		vs. Cleveland (10/26/03)
Yards:	96	vs. Cleveland (10/26/03)
Avg. (min. 10 att.):	6.7	at Cleveland (12/05/04)
Long:	45t	at Buffalo (11/03/02)

Receiving

Receptions:	11	vs. Tampa Bay (09/03/00)
Yards:	109	at Chicago (11/10/02)
Long:	52t	vs. Miami (12/24/00)

Touchdowns

Total:	2	Three times, most recent at San Francisco (10/5/08)
Rushing:	2	at San Francisco (10/5/08)
Receiving:	2	at Chicago (11/10/02)

- ★ Averaged 6.1 yards per rush (507 yards on 83 rushes), leading the NFL in that category among all players with 500 or more rushing yards.

- ★ Was a part of the best rushing season for the Patriots in more than 20 years, totaling 2,278 rushing yards (sixth in team history and the most since 1985), 21 rushing touchdowns (tied for fourth in team history and the most since 1981) and an average of 4.4 yards per carry (fifth in team history and the best since 1983).

- ★ Led the team in rushing yards four times (vs. STL, at IND, at MIA, vs. PIT) in 2008.

- ★ Moved into fourth place on the Patriots' all-time receptions list ahead of Irving Fryar with a 9-yard reception against Pittsburgh on Nov. 30, giving him 364 receptions for his career.

- ★ Set a career high with two rushing touchdowns while making seven carries for 32 yards at San Francisco (10/5). Tied a career-high with two total touchdowns. Passed Terry Glenn for fifth place on the Patriots' all-time receptions list with 330 on a 2-yard reception.

- ★ Led the team with 60 rushing yards on 10 carries along with five catches for 38 yards out of the backfield at Indianapolis (11/2).

- ★ Tallied 146 all-purpose yards, while leading the team in rushing with 73 yards along with taking the team lead in receptions (7) and receiving yards (48) against Pittsburgh (11/30).

2007 (16/8, 3/2)

- ★ Played a full 16-game regular-season schedule for the second time in his career while making eight starts at running back.

- ★ Was voted an offensive co-captain by his teammates for the first time in his career.

- ★ Moved past Craig James and into 10th place on the Patriots' all-time rushing list with a 50-yard performance in the Patriots' win over the Dallas Cowboys (10/14).

- ★ Passed Gino Cappelletti to move into sixth place on the Patriots' all-time career receptions list with his 293rd career catch on a 7-yard reception in the Patriots' victory over the Washington Redskins (10/28).

- ★ Dove into the end zone to complete a 13-yard reception from Tom Brady for the game-winning touchdown in the Patriots' comeback win at Indianapolis (11/4).

- ★ Extended the game-tying fourth-quarter drive with a hard-fought 2-yard gain on fourth-and-one at Baltimore (12/3). Streaked across the field and forced a fumble, which

was recovered by Benjamin Watson, after Ed Reed had intercepted a Tom Brady pass in the first half of the Patriots' win at Baltimore.

- ★ Pulled in a season-high eight catches for 68 yards as the Patriots became the first NFL team to finish with a 16-0 regular season record with a win over the N.Y. Giants (12/29). Extended the final touchdown drive of the game with a 13-yard reception on third-and-11.

- ★ Led the team in receptions with eight catches for 82 yards in the Patriots' win over San Diego in the AFC Championship Game (1/20).

2006 (15/1, 3/1)

- ★ Played in 15 regular season games with one start at running back.

- ★ Saw action in all three postseason contests with one start.

- ★ Set the Patriots' career record for receptions by a running back, passing Tony Collins, with his 262nd catch on a 9-yard grab in the fourth quarter of the Patriots' 17-13 victory over the Bears (11/26/06).

- ★ Lined up at wide receiver and made a diving catch in the corner of the end zone for a 17-yard touchdown in the season opener against Buffalo (9/10).

- ★ Gave the Patriots excellent field position with a career-high 43-yard punt return to the Bengals 42-yard line in the second quarter against Cincinnati (10/1).

- ★ Tied a career high with two touchdowns against Houston (12/17).

- ★ Caught one pass for seven yards and a touchdown in a wild card playoff game against the N.Y. Jets (1/7).

- ★ In the divisional playoffs at San Diego (1/14), tied the game at 21 by taking a direct snap and rumbling in for the two-point conversion with less than five minutes remaining in the fourth quarter.

2005 (8/2, 2/1)

- ★ Played in eight games with two starts and recorded 51 rushes for 145 yards and 29 receptions for 260 yards. Finished second on the team with a season-high seven receptions for 71 yards against Pittsburgh (9/25).

- ★ Snared a season-long 23-yard screen pass in the second quarter.

- ★ Led the team with six receptions for 71 yards against Buffalo (12/11). Kept a Patriots touchdown drive alive with a 15-yard reception on third-and-seven. Furthered another Patriots touchdown drive with a 13-yard catch on third-and-six.

- ★ Started at running back and led the team with 51 rushing yards on just six carries in the wild card playoff matchup against Jacksonville (1/7). Finished second on the team with four receptions for 45 yards.

2004 (11/1, 3/0)

- ★ Carried the ball 54 times for 255 yards and two rushing touchdowns.

- ★ Grabbed 26 receptions for 248 receiving yards and a touchdown out of the backfield.

- ★ Led the team with a career-high 20 punt returns for 133 yards.

- ★ Recorded at least 50 rushes and 25 receptions for the third consecutive season.

- ★ Led the team in receptions in back-to-back games (10/24 and 10/31).

- ★ Led the team with six receptions for 44 yards against the N.Y. Jets (10/24). Carried the ball four times for 21 yards in the victory.

- ★ Started at running back and tied for the team lead with a season-high eight receptions for 72 yards against the Steelers (10/31).

- ★ Carried the ball 13 times for a season-high 87 yards and a touchdown against Cleveland (12/5). Rumbled for a season-long 20-yard gain in the third quarter. Scored his first touchdown of the season with a 10-yard run.

- ★ Carried the ball eight times for 38 yards in the Patriots' 24-21 victory over the Eagles in Super Bowl XXXIX. Set up the Patriots' third touchdown of the game with a 12-yard reception down to the Eagles' 2-yard line.

2003 (15/8, 3/0)

- ★ Led the team with 1,078 yards from scrimmage.

- ★ Ranked second on the team with 638 rushing yards.

- ★ Finished second on the team with 48 receptions.

- ★ Set career-highs with 23 rushes for 96 yards (10/26).

- ★ Registered 188 yards from scrimmage at Houston (11/23), marking the most yards from scrimmage by a Patriot since Terry Glenn amassed 214 receiving yards at Cleveland (10/03/99).

- ★ Registered a then career-high 87 rushing yards on 14 carries against the N.Y. Giants (10/12). Carried the ball five times for 40 yards on the Patriots initial drive of the second half that ended with an Adam Vinatieri 28-yard field goal and a 10-3 New England lead.

- ★ Set career-highs with 23 rushes for 96 yards in the Patriots' 9-3 win over the Browns (10/26). Also caught six passes for 58 yards in the victory. Compiled nearly half of the Patriots' yards on their eight-play, 70-yard scoring drive in the third quarter, amassing 32 yards from scrimmage.

- ★ Started at running back and registered 188 yards from scrimmage against the Houston Texans (11/23). Recorded game-highs with eight receptions and 108 yards receiving. Tied a career-high with 23 rushes for 80 yards.

- ★ Rushed six times for 42 yards and caught four passes for 19 yards in the Patriots' 32-29 Super Bowl XXXVIII victory over the Panthers. Gave the Patriots a seven-point lead by converting a two-point conversion on a direct snap from center with 2:51 remaining in the fourth quarter.

2002 (15/0)

- ★ Amassed 1,440 all-purpose yards while playing in 15 games.

- ★ Tied for second on the team with seven touchdowns (three receiving, two rushing, two kick returns).

- ★ Became the first player in franchise history and was the only player in the NFL during the 2002 season to record multiple touchdowns in three categories (rushing, receiving and kick returns).

- ★ Ranked second on the team with 271 yards rushing on 52 attempts (5.2 avg.) and two touchdowns.

- ★ Finished fourth on the team with 37 receptions for 379 yards (10.2 avg.) and three touchdowns.

- ★ Chalked up a career-high 109 receiving yards on seven catches at Chicago (11/10), the first time a Patriots running back had over 100 yards receiving since Tony Collins gained 109 yards on six catches at Tampa Bay (10/27/85). Also totaled a career-high two receiving touchdowns at Chicago (11/10).

- ★ Led the team in receiving twice with 109 yards at Chicago (11/10) and 70 yards vs. Miami (12/29).

- ★ Led the Patriots and finished second in the NFL with a kickoff return average of 27.9 yards.

- ★ Became the Patriots all-time leading kickoff returner against Green Bay (10/13).
- ★ Returned two kickoffs for touchdowns, 86 yards at Oakland (11/17), and 87 yards vs. N.Y. Jets (12/22) and was just the second Patriot to return multiple kickoffs for touchdowns since Raymond Clayborn returned three for scores in 1977.
- ★ Set a franchise record for kickoff return yardage by recording 220 yards vs. N.Y. Jets (12/22). Added eight punt returns for 65 yards (8.1 avg.).

2001 (15/1, 3/0)

- ★ Played in 15 games, including one start and led the team for the third consecutive season with 33 kickoff returns and 662 kickoff return yards (20.1 avg.).
- ★ Finished second on the team with 169 yards rushing on 41 carries (4.1 avg.) and one touchdown.
- ★ Completed the first pass of his career when he took a direct snap and hooked up with Tom Brady on a 23-yard pass play vs. Miami (12/22).
- ★ Accomplished season-highs with nine carries and 48 yards rushing (4.8 avg.), including an eight-yard touchdown in 44-13 victory over the Colts (9/30). Added two receptions for a season-high 38 yards receiving.
- ★ Snared a season-high seven catches, including an acrobatic six-yard touchdown reception in the Patriots 21-11 victory over the Bills (11/11).
- ★ Carried the ball twice for 15 yards in the Patriots' Super Bowl XXXVI victory over the St. Louis Rams. Rushed for eight yards on third-and-two, late in the second quarter extending a drive that ended in a Brady to David Patten eight-yard touchdown pass.

2000 (16/9)

- ★ Started nine of the 16 games at running back and was also utilized as a kickoff and punt returner.
- ★ Led the Patriots and ranked 15th in the AFC with 570 yards rushing.
- ★ Finished third on the team with 51 receptions for 465 yards.
- ★ Led the Patriots for the second year in a row with 38 kickoff returns for 816 yards (21.5 avg.).
- ★ Set a career-high with 11 catches for 62 yards against Tampa Bay (9/3).
- ★ Faulk's 11 receptions tied him for the sixth highest in receptions in a game in franchise history.
- ★ Contributed three kickoff returns for 85 yards (28.3 avg.).
- ★ Caught a career-long 52-yard touchdown pass from Drew Bledsoe and gained 34 yards rushing on 12 carries against Miami (12/24).

1999 (11/2)

- ★ Played in 11 games for the Patriots as a rookie.
- ★ Started the first two games of the season, but an ankle injury caused him to miss the next two games.
- ★ Returned in a reserve role behind Terry Allen and filled in as a third-down back for the next nine games.
- ★ Finished his rookie season second on the team with 227 rushing yards on 67 carries and a touchdown.
- ★ He also had 12 receptions for 98 yards and a touchdown.
- ★ Sprained an ankle at Indianapolis (12/12) and missed the rest of the season after being placed on injured reserve (12/14).
- ★ Established a then personal best with 238 all-purpose yards and scored his first career touchdown on a 15-yard

★ FAULK: FRANCHISE RB RECEPTIONS LEADER ★

Kevin Faulk is the Patriots' all-time leader in receptions by a running back, totaling 424 career receptions. His receiving total ranks fifth on the Patriots' overall receptions list.

RECEPTIONS BY PATRIOTS RUNNING BACKS

Player	Years	Rec.
Kevin Faulk	1999-11	431
Tony Collins	1981-87	261
Sam Cunningham	1973-79, 1981-82	210
Larry Garron	1960-68	185

PATRIOTS ALL-TIME CAREER RECEPTIONS LIST

Player	Pos.	Years	Rec.
Troy Brown	WR	1993-2007	557
Stanley Morgan	WR	1977-1989	534
Wes Welker	WR	2007-2011	498
Ben Coates	TE	1991-1999	490
Kevin Faulk	RB	1999-2011	431
Irving Fryar	WR	1984-1992	363
Terry Glenn	WR	1996-2001	329

run over tight tackle vs. the defending Super Bowl Champion Broncos (10/24).

- ★ Earned Miller Lite Player of the Game honors for his performance against the N.Y. Jets (11/15). Returned a kickoff 95 yards to the Jets five-yard line. The return is the longest non-scoring return in franchise history.
- ★ Recorded his first career receiving touchdown on a 13-yard pass from Drew Bledsoe in the fourth quarter.

COLLEGE

- ★ Faulk finished his collegiate career ranked fifth in NCAA history with 6,833 career all-purpose yards and 53 total touchdowns.
- ★ Finished his college career trailing only Georgia running back Herschel Walker in SEC history in rushing yards (4,557) and rushing touchdowns (46).
- ★ Finished with school records: 4,557 rushing yards, 6,833 all-purpose yards, 53 total touchdowns, 46 rushing touchdowns and 318 total points.
- ★ He is the only player in school history to rush for over 1,000 yards in a season three times in his career.

PERSONAL

- ★ Kevin Troy Faulk was born the son of Gerald and Vivian Faulk on June 5, 1976 in Lafayette, La.
- ★ Rushed for 4,877 yards on 603 carries and 62 touchdowns during his career at Carencro (La.) High.
- ★ Totaled 7,612 all-purpose yards and scored 89 touchdowns during his high school career.
- ★ Set 17 career and school records.
- ★ Won the 1992 Class 5A State Championship at Carencro with 259 rushing yards and four touchdowns.
- ★ Supporter of the Kids Café Program at the Roxbury, Mass. Boys and Girls Club.
- ★ Helped distribute Thanksgiving food baskets at Morgan Memorial Goodwill Industries in Boston.
- ★ Graduated with a degree in kinesiology.
- ★ Kevin and his wife Latisha have three children, Tanasha, Kevin III and Kevione.

★ ★ ★ ★ ★ KEVIN FAULK ★ ★ ★ ★ ★

Pos: RB Ht: 5-8 Wt: 202 lbs Year: 13th Acq: D2-99 (46th) College: Louisiana State Born: 6/5/76

REGULAR SEASON			RUSHING					RECEIVING					KICK RETURNS					PUNT RETURNS					
Year	Team	G/S	No	Yds	Avg	Lg	TD	No	Yds	Avg	Lg	TD	No	Yds	Avg	Lg	TD	No	FC	Yds	Avg	Lg	TD
1999	Patriots	11/2	67	227	3.4	43	1	12	98	8.2	19	1	39	943	24.2	95	0	10	4	90	9.0	20	0
2000	Patriots	16/9	164	570	3.5	18	4	51	465	9.1	52t	1	38	816	21.5	40	0	6	3	58	9.7	35	0
2001	Patriots	15/1	41	169	4.1	24	1	30	189	6.3	28	2	33	662	20.1	42	0	4	0	27	6.8	10	0
2002	Patriots	15/0	52	271	5.2	45t	2	37	379	10.2	36t	3	26	725	27.9	87t	2	8	4	65	8.1	16	0
2003	Patriots	15/8	178	638	3.6	23	0	48	440	9.2	27	0	10	207	20.7	30	0	5	6	66	13.2	19	0
2004	Patriots	11/1	54	255	4.7	20	2	26	248	9.5	31t	1	4	73	18.3	24	0	20	11	133	6.7	16	0
2005	Patriots	8/2	51	145	2.8	13	0	29	260	9.0	23	0	4	81	20.3	26	0	0	0	0	0.0	0	0
2006	Patriots	15/1	25	123	4.9	11t	1	43	356	8.3	43t	2	17	364	21.4	31	0	31	5	330	10.6	43	0
2007	Patriots	16/8	62	265	4.3	14	0	47	383	8.1	23	1	2	47	23.5	27	0	0	9	0	0.0	0	0
2008	Patriots	15/3	83	507	6.1	41	3	58	486	8.4	22	3	2	36	18.0	25	0	10	9	132	13.2	24	0
2009	Patriots	15/7	62	335	5.4	29	2	37	301	8.1	38t	1	6	144	24.0	32	0	5	2	31	6.2	15	0
2010	Patriots	2/2	8	45	5.6	11	0	6	62	10.3	21	0	0	0	0.0	0	0	0	1	0	0.0	0	0
2011	Patriots	7/3	17	57	3.4	9	0	7	34	4.9	18	0	1	0	0.0	0	0	2	0	11.0	5.5	0	0
Totals-13 Years		161/47	864	3607	4.2	45t	16	431	3701	8.6	52t	15	182	4098	22.6	95	2	101	54	943	9.3	43	0

Additional Statistics: Passing – Career: 4 att, 2 cmp, 21 yds, 65.6 rating. 2001: 1 att, 1 cmp for 23 yards. 2002: 1 att, 0 cmp.
2003: 1 att, 0 cmp. 2008: 1 att, 1 cmp. for -2 yards.

POSTSEASON			RUSHING					RECEIVING					KICK RETURNS					PUNT RETURNS					
Year	Team	G/S	No	Yds	Avg	Lg	TD	No	Yds	Avg	Lg	TD	No	Yds	Avg	Lg	TD	No	FC	Yds	Avg	Lg	TD
2001	Patriots	3/0	3	14	4.7	8	0	4	21	5.3	8	0	0	0	0.0	0	0	0	0	0.0	0	0	0
2003	Patriots	3/0	14	72	5.1	23	0	8	58	7.7	19	0	2	30	15.0	16	0	0	0	0.0	0	0	0
2004	Patriots	3/0	22	114	5.2	17	0	3	38	12.7	14	0	0	0	0.0	0	0	0	0	0.0	0	0	0
2005	Patriots	2/1	13	74	5.7	19	0	6	65	10.8	21	0	0	0	0.0	0	0	0	0	0.0	0	0	0
2006	Patriots	3/1	16	75	4.7	9	0	4	23	5.8	7t	1	0	0	0.0	0	0	1	2	0	0.0	0	0
2007	Patriots	3/2	6	24	4.0	8	0	20	170	8.5	14	0	0	0	0.0	0	0	0	3	0	0.0	0	0
2009	Patriots	1/0	14	52	3.7	9	0	6	37	6.2	18	0	0	0	0.0	0	0	0	1	0	0.0	0	0
2010	Patriots	0/0	Injured Reserve																				
2011	Patriots	1/0	0	0	0.0	0	0	0	0	0	0	0	0	0	0.0	0	0	0	2	0	0.0	0	0
Totals- 9 Years		19/4	88	425	4.8	23	0	51	412	8.1	21	1	2	30	15.0	16	0	1	8	0	0.0	0	0

★ ★ ★ ★ ★ FAULK'S CAREER GAME-BY-GAME ★ ★ ★ ★ ★

Year	Opponent	P/S	Rushing					Receiving					Kick Returns					Punt Returns					
			No	Yds	Avg	Lg	TD	No	Yds	Avg	Lg	TD	No	Yds	Avg	Lg	TD	No	FC	Yds	Avg	Lg	TD
1999	at N.Y. Jets	S	10	17	1.7	4	0	1	8	8.0	8	0	3	69	23.0	27	0	-	-	-	-	-	
09/12	Indianapolis	S	5	9	1.8	7	0	1	1	1.0	1	0	4	64	16.0	21	0	-	-	-	-	-	
09/26	N.Y. Giants		Inactive					Inactive					Inactive					Inactive					
10/03	at Cleveland		Inactive					Inactive					Inactive					Inactive					
10/10	at Kansas City	p	3	2	0.7	2	0	-	-	-	-	-	3	68	22.7	32	0	1	0	-1.0	-1.0	0	
10/17	Miami	p	2	3	1.5	3	0	-	-	-	-	-	5	143	28.6	61	0	3	1	17	5.7	15	0
10/24	Denver	p	5	24	4.8	15t	1	1	4	4.0	4	0	6	140	23.3	33	0	4	0	70	17.5	20	0
10/31	at Arizona	p	17	42	2.5	8	0	-	-	-	-	-	1	14	14.0	14	0	2	3	4	2.0	4	0
11/15	N.Y. Jets	p	2	7	3.5	6	0	2	21	10.5	13	1	4	170	42.5	95	0	-	-	-	-	-	
11/21	at Miami	p	5	61	12.2	43	0	2	6	3.0	7	0	6	115	19.2	27	0	-	-	-	-	-	
11/28	at Buffalo	p	7	22	3.1	9	0	2	15	7.5	9	0	3	62	20.7	27	0	-	-	-	-	-	
12/05	Dallas	p	9	36	4.0	6	0	3	43	14.3	19	0	2	50	25.0	27	0	-	-	-	-	-	
12/12	at Indianapolis	p	2	4	2.0	3	0	-	-	-	-	-	2	48	24.0	28	0	-	-	-	-	-	
12/19	at Philadelphia		Placed on Injured Reserve 12/14/99																				
1999	Totals	13/2	67	227	3.4	43	1	12	98	8.2	19	1	39	943	24.2	95	0	10	4	90	9.0	20	0
Year	Opponent	P/S	Rushing					Receiving					Kick Returns					Punt Returns					
			No	Yds	Avg	Lg	TD	No	Yds	Avg	Lg	TD	No	Yds	Avg	Lg	TD	No	FC	Yds	Avg	Lg	TD
2000	Tampa Bay	S	10	21	2.1	7	0	11	62	5.6	10	0	3	85	28.3	40	0	-	-	-	-	-	
09/03	at N.Y. Jets	S	21	82	3.9	11	0	4	23	5.8	10	0	3	75	25.0	30	0	-	-	-	-	-	
09/17	Minnesota	S	13	80	6.2	17	1	3	31	10.3	23	0	2	56	28.0	33	0	3	0	22	7.3	19	0
09/24	at Miami	S	21	46	2.2	8	0	1	6	6.0	6	0	1	14	14.0	14	0	-	-	-	-	-	
10/01	at Denver	S	9	40	4.4	13	0	1	26	26.0	0	0	3	73	24.3	32	0	-	-	-	-	-	
10/08	Indianapolis	S	12	64	5.3	18	0	4	25	6.3	11	0	3	44	14.7	24	0	-	-	-	-	-	
10/15	N.Y. Jets	S	9	26	2.9	9t	1	5	27	5.4	12	0	5	105	21.0	30	0	-	-	-	-	-	
10/22	at Indianapolis	p	12	41	3.4	9	0	3	27	9.0	12	0	3	55	15.0	32	0	-	-	-	-	-	
11/05	Buffalo	S	2	2	1.0	2	0	1	-5	-5.0	-5	0	1	28	28.0	28	0	-	-	-	-	-	
11/12	at Cleveland	p	5	26	5.2	9	0	8	96	12.0	25	0	5	109	21.8	40	0	-	-	-	-	-	
11/19	Cincinnati	p	1	4	4.0	4	0	-	-	-	-	-	3	61	20.3	24	0	-	-	-	-	-	
11/23	at Detroit	p	-	-	-	-	-	-	-	-	-	-	6	111	18.5	22	0	1	1	2	2.0	2	0
12/04	Kansas City	S	22	52	2.4	12	1	5	32	6.4	11	0	-	-	-	-	-	2	2	34	17.0	35	0
12/10	at Chicago	p	1	0	0	0	0	2	27	13.5	18	0	-	-	-	-	-	-	-	-	-	-	



[illegible]

Players

[illegible]

★ ★ ★ ★ FAULK'S CAREER GAME-BY-GAME (CONT.) ★ ★ ★ ★ ★

2008	Opponent	P/S	Rushing					Receiving					Kick Returns					Punt Returns					
			No	Yds	Avg	Lg	TD	No	Yds	Avg	Lg	TD	No	Yds	Avg	Lg	TD	No	FC	Yds	Avg	Lg	TD
09/07	Kansas City	p																					
09/14	at N.Y. Jets	p	3	16	5.3	7	0	4	50	12.5	22	0	-	-	-	-	-	3	0	53	17.7	24	0
09/21	Miami	p	1	6	6.0	6	0	2	6	3.0	4	0	1	11	11.0	11	0	2	2	34	17.0	19	0
10/05	at San Francisco	p	7	32	4.6	10	2	4	29	7.3	10	0	-	-	-	-	-	2	1	19	9.5	13	0
10/12	at San Diego	p	8	48	6.0	13	0	3	29	9.7	17	0	-	-	-	-	-	0	1	0	0.0	0	0
10/20	Denver	p	4	50	12.5	16	0	3	6	2.0	8	0	-	-	-	-	-	0	1	0	0.0	0	0
10/26	St. Louis	p	13	60	4.6	14	0	4	47	11.8	18	1	-	-	-	-	-	-	-	-	-	-	-
11/02	at Indianapolis	p	10	60	6.0	15	0	5	38	7.6	11	0	-	-	-	-	-	-	-	-	-	-	-
11/09	Buffalo	S	5	9	1.8	6	0	1	9	9.0	9	0	-	-	-	-	-	0	3	0	0.0	0	0
11/13	N.Y. Jets	p	8	38	4.8	20	0	4	49	12.3	19	0	-	-	-	-	-	0	1	0	0.0	0	0
11/23	at Miami	S	8	53	6.6	21	1	6	52	8.7	15	0	-	-	-	-	-	-	-	-	-	-	-
11/30	Pittsburgh	S	6	73	12.2	41	0	7	48	6.9	17	0	1	25	25.0	25	0	-	-	-	-	-	-
12/07	at Seattle	p	3	16	5.3	7	0	5	22	4.4	11	0	-	-	-	-	-	-	-	-	-	-	-
12/14	at Oakland	p	6	45	7.5	23	0	6	66	11.0	19	1	-	-	-	-	-	3	0	26	8.7	14	0
12/21	Arizona	p	1	1	1.0	1	0	3	27	9.0	15	1	-	-	-	-	-	-	-	-	-	-	-
12/28	at Buffalo	p	-	-	-	-	-	1	8	8.0	8	0	-	-	-	-	-	-	-	-	-	-	-
2008	Totals	15/3	83	507	6.1	41	3	58	486	8.4	22	3	2	36	18.0	25	0	10	9	132	13.2	24	0
2009	Opponent	P/S	Rushing					Receiving					Kick Returns					Punt Returns					
			No	Yds	Avg	Lg	TD	No	Yds	Avg	Lg	TD	No	Yds	Avg	Lg	TD	No	FC	Yds	Avg	Lg	TD
9/14	Buffalo	p	3	7	2.3	4	0	6	51	8.5	16	0	4	95	23.8	32	0	-	-	-	-	-	-
09/20	at N.Y. Jets	p	3	8	2.7	3	0	1	3	3.0	3	0	-	-	-	-	-	1	1	1	1.0	1	0
09/27	Atlanta	p	5	25	5.0	11	0	3	12	4.0	9	0	2	49	24.5	28	0	2	1	17	8.5	15	0
10/04	Baltimore	p	5	22	4.4	10	0	1	6	6.0	6	0	-	-	-	-	-	2	0	13	6.5	9	0
10/11	at Denver	p	4	8	2.0	4	0	3	26	8.7	16	0	-	-	-	-	-	-	-	-	-	-	-
10/18	Tennessee	p	1	5	5.0	5	0	3	54	18.0	38	1	-	-	-	-	-	-	-	-	-	-	-
10/25	at Tampa Bay	p	2	19	9.5	13	0	2	5	2.5	8	0	-	-	-	-	-	-	-	-	-	-	-
11/08	Miami	S	2	15	7.5	11	0	4	35	8.8	14	0	-	-	-	-	-	-	-	-	-	-	-
11/15	at Indianapolis	S	12	79	6.6	29	0	2	7	3.5	6	0	-	-	-	-	-	-	-	-	-	-	-
11/22	N.Y. Jets	S	2	4	2.0	4	0	4	53	13.3	25	0	-	-	-	-	-	-	-	-	-	-	-
11/30	at New Orleans	S	3	22	7.3	14	0	2	30	15.0	19	0	-	-	-	-	-	-	-	-	-	-	-
12/06	at Miami	p	3	15	5.0	9	1	2	-1	-0.5	1	0	-	-	-	-	-	-	-	-	-	-	-
12/13	Carolina	S	10	58	5.8	19	1	3	17	5.7	7	0	-	-	-	-	-	-	-	-	-	-	-
12/20	at Buffalo	S	1	7	7.0	7	0	1	3	3.0	3	0	-	-	-	-	-	-	-	-	-	-	-
12/27	Jacksonville	S	6	41	6.8	18	0	-	-	-	-	-	-	-	-	-	-	-	-	-	-	-	-
01/03	at Houston		Inactive					Inactive					Inactive					Inactive					
2009	Totals	15/7	62	335	5.4	29	2	37	301	8.1	38	1	6	144	24.0	32	0	5	2	31	6.2	15	0
01/10	Baltimore	p	14	52	3.7	9	0	6	37	6.2	18	0	-	-	-	-	-	-	-	-	-	-	-
2009 Postseason	1/0		14	52	3.7	9	0	6	37	6.2	18	0	0	0	0.0	0	0	0	0	0.0	0	0	0
2010	Opponent	P/S	Rushing					Receiving					Kick Returns					Punt Returns					
			No	Yds	Avg	Lg	TD	No	Yds	Avg	Lg	TD	No	Yds	Avg	Lg	TD	No	FC	Yds	Avg	Lg	TD
09/12	Cincinnati	S	3	23	7.7	11	0	4	47	11.8	21	0	-	-	-	-	-	-	-	-	-	-	-
09/19	at New York Jets	S	5	22	4.4	8	0	2	15	7.5	8	0	-	-	-	-	-	0	1	0	0.0	0	0
09/26	Buffalo		Placed on IR- 9/22/10																				
2010 Totals	2/2		8	45	5.6	11	0	6	62	10.3	21	0	0	0	0.0	0	0	0	1	0	0.0	0	0



Dane FLETCHER

HT: 6-2 WT: 244
Born: 9/14/86
Exp. (NFL/Patriots): 2/2
GP/GS (Playoffs): 23/5 (4/0) Acq: FA-10
College: Montana State Hometown: Bozeman, Mont.

★ ★ ★ DEFENSIVE END ★ ★ ★


CAREER TRANSACTIONS

Dane Fletcher was signed by the Patriots as a rookie free agent on April 29, 2010.

SEASONAL REVIEWS

2011 (10/5, 3/0)

- ★ Appeared in 10 games with five starts, missing six games due to injury. Recorded 37 tackles, a forced fumble, a fumble recovery and five special teams tackles.
- ★ Made one special teams tackle in Super Bowl XLVI against the Giants (2/5).
- ★ Made two tackles in a reserve role in the AFC Championship against the Ravens (1/22).



EXTRA POINTS

- ★ Football was Fletcher's backup plan to hockey until he earned a scholarship to play football at Montana State.
- ★ Fletcher grew up on a farm in Bozeman, Mont. where his parents own a restaurant and bar.
- ★ After his freshman year of high school, he worked masonry 12 hours a day when his parents said he had to get a job.

- ★ Saw action as a reserve linebacker and made five tackles in the Divisional playoff game against the Broncos (1/14).
- ★ Tallied seven tackles in a start against the Bills (1/1).
- ★ Forced a fumble and made eight tackles and one special teams tackle in a start against the Dolphins (12/24).
- ★ Recovered a Broncos' fumbled punt return with three seconds remaining in the second quarter, leading to a Patriots field goal to end the half. Added three tackles in the start (12/18).
- ★ Started in his return to action, making 10 tackles and one special teams tackle against the Redskins (12/11).
- ★ Was inactive due to injury against the Steelers (10/30), Giants (11/6), Jets (11/13), Chiefs (11/21) and Colts (12/4).
- ★ Made one special teams tackle in a reserve role against the Jets (10/9) as well as against the Cowboys (10/16).
- ★ Made four tackles in a reserve role against the Raiders (10/2).
- ★ Recorded one quarterback hit in a reserve role against the Bills (9/25).
- ★ Recorded four tackles, a quarterback hit and a special teams tackle against the Chargers in his first career start (9/18).
- ★ Made one tackle and two quarterback hits in a reserve role against the Dolphins. Lined up in the back field on two plays and was targeted once (9/12).

2010 (13/0, 1/0)

- ★ Made the team as a rookie free agent and played in 13 games and the postseason game vs. N.Y. Jets (1/16). Was inactive for the first three games of the season.
- ★ Finished the season with 15 total tackles, two sacks, one interception, two passes defended, one forced fumble, one fumble recovery and 11 special teams tackles.
- ★ Successfully converted from a defensive lineman in college to a linebacker in the NFL.
- ★ Played in his first NFL game at Miami (10/4), seeing time on special teams.

- ★ Saw significant time at linebacker at San Diego (10/24), registering three tackles and forced a Chargers fumble at the San Diego 22-yard line that was recovered by Jerod Mayo and helped set up the Patriots' first touchdown of the game. Also saw time on special teams, recovering an onside kick attempt in the first quarter and making one special teams tackles (10/24).
- ★ Recorded his first career sack vs. Green Bay (12/19), dropping Matt Flynn for an eight-yard loss on first down with 1:05 remaining in the game. Two plays later, Tully Banta-Cain sacked Flynn, sealing the Patriots' 31-27 win over the Packers.
- ★ Registered his first career interception in the end zone for a touchback at Buffalo (12/26) on a Ryan Fitzpatrick pass that was tipped by Gary Guyton. Also recovered a fumble in the third quarter and added one sack, two tackles and two special teams tackles in the 34-3 win.

COLLEGE

- ★ Was the defensive MVP of the Big Sky Conference for Montana State in 2009 after finishing the season with 67 total tackles and seven sacks.
- ★ After redshirting as a freshman in 2005, he played primarily on special teams as a freshman before topping the Big Sky Conference with 19 tackles for a loss in 2007 to go along with 51 tackles and three sacks.
- ★ Finished his college career with 67 total tackles, seven sacks and two blocked kicks.

PERSONAL

- ★ Born Sept. 14, 1986 in Bozeman, Mont.
- ★ Earned "Hawk of the Year" honors after an outstanding career at Bozeman High, and was named first-team all-state linebacker and honorable mention tight end.
- ★ Was also an outstanding hockey player and one of the top defensive catchers in the state.

★★★★★ DANE FLETCHER ★★★★★																			
Pos: DE Ht: 6-2 Wt: 244 Year: 2 Acq: FA10 College: Montana State Born: 9/14/86																			
REGULAR SEASON		TACKLES						INTERCEPTIONS						MISCELLANEOUS					
Year	Team	G/S	TT	UT	A	S	Yds	No	Yds	Avg	Lg	TD	PD	FF	FR	Yds	TD	SpT	
2010	Patriots	13/0	15	10	5	2.0	8	1	0	0.0	0	0	2	1	1	0	0	11	
2011	Patriots	10/5	37	25	12	0	0	0	0	0.0	0	0	0	1	1	0	0	5	
Totals - 2 years		23/5	52	35	17	2.0	8	1	0	0.0	0	0	2	2	2	0	0	16	
POSTSEASON		TACKLES						INTERCEPTIONS						MISCELLANEOUS					
Year	Team	G/S	TT	UT	A	S	Yds	No	Yds	Avg	Lg	TD	PD	FF	FR	Yds	TD	SpT	
2010	Patriots	1/0	2	1	1	0	0	0	0	0.0	0	0	0	0	0	0	0	0	
2011	Patriots	2/0	7	4	3	0	0	0	0	0.0	0	0	0	0	0	0	0	1	
Totals - 2 years		3/0	9	5	4	0	0	0	0	0.0	0	0	0	0	0	0	0	1	

★★★★★ FLETCHER'S CAREER GAME-BY-GAME ★★★★★																			
2010	Opponent	P/S	TT	UT	A	S	Yds	Int	Yds	PD	FF	FR	SpT						
09/12	Cincinnati							Inactive											
09/19 at	N.Y. Jets							Inactive											
09/26	Buffalo							Inactive											
10/04 at	Miami	p	0	0	0	-	-	-	-	-	-	-	-						
10/17	Baltimore	p	1	1	0	-	-	-	-	-	-	-	-						
10/24 at	San Diego	p	3	2	1	-	-	-	-	1	-	-	1						
10/31	Minnesota	p	0	0	0	-	-	-	-	-	-	-	-						
11/07 at	Cleveland	p	0	0	0	-	-	-	-	-	-	-	-						
11/14 at	Pittsburgh	p	0	0	0	-	-	-	-	-	-	-	-						
11/21	Indianapolis	p	0	0	0	-	-	-	-	-	-	-	-						2
11/25 at	Detroit	p	3	3	0	-	-	-	-	-	-	-	-				1		1
12/06	N.Y. Jets	p	0	0	0	-	-	-	-	-	-	-	-						1
12/12 at	Chicago	p	1	0	1	-	-	-	-	-	-	-	-						1
12/19	Green Bay	p	2	2	0	1.0	8.0												
12/26 at	Buffalo	p	2	2	0	1.0	0.0	1	0	1	-	-	1				2		
01/02	Miami	p	3	0	3	-	-	-	-	-	-	-	-						1
2010 Totals			13/0	15	10	5	2.0	8.0	0	2	1	1	11	0					
01/16	N.Y. Jets	p	2	1	1	-	-	-	-	-	-	-	-						
2010 Postseason			1/0	2	1	1	0.0	0.0	0	0	0	0	0	0					





Stephen GOSTKOWSKI

3

HT: 6-1 WT: 215

Born: 1/28/84 Exp. (NFL/Patriots): 6/6

GP/GS (Playoffs): 88/0 (10/0)

Acq: D4b-06 College: Memphis Hometown: Madison, Miss.

PRO BOWLS

★ ★ ★ KICKER ★ ★ ★



PRONOUNCED gust-OW-ski

CAREER TRANSACTIONS

Stephen Gostkowski was drafted by the New England Patriots in the fourth round (118th overall) of the 2006 NFL Draft ... Signed by the Patriots (7/24/06) ... Placed on injured reserve with a thigh injury (11/10/10).

CAREER HIGHLIGHTS

★ Gostkowski has hit 141-of-167 career field goal attempts, and his 84.4 percent accuracy rate is the highest in Patriots history and sixth-best in NFL history.

★ He scored over 100 points in each of his first four NFL seasons (103 in 2006, 137 in 2007, 148 in 2008 and 125 in 2009).

★ In 2008, Gostkowski was named to his first career Pro Bowl and also earned a spot on the Associated Press All-Pro First Team.

★ Gostkowski set a Patriots single-season record and led the NFL with 36 successful field goals in 2008.

★ In 2008, Gostkowski led the NFL with 148 points, the most by a Patriots player since the 1970 AFL-NFL merger and the second highest total in team history (Gino Cappelletti, 155 in 1964).

★ Gostkowski connected on 90 percent of his field goal tries in 2008 (36-for-40), tying the second highest single-season field goal percentage in team history.

★ Gostkowski set an NFL single-season record with 74 successful PAT kicks in 2007.

★ Gostkowski was perfect in the 2006 playoffs, connecting on all eight of his field goals, including a game-winning, 31-yard boot with 1:10 remaining to seal the Patriots' divisional playoff victory at San Diego (1/14/07).

★ Gostkowski kicked the longest field goal in Patriots playoff history when he nailed a 50-yard boot at San Diego (1/14/07).

★ Gostkowski's 52-yard field goal vs. Chicago (11/26/06) was the longest field goal in Gillette Stadium history.

SEASONAL REVIEWS

2011 (16/0, 3/0)

★ Connected the regular season 59-for-59 on extra points and 28-for-33 on field goal attempts, scoring 143 points.

★ Connected on a 29-yard field goal and both extra point attempts in Super Bowl XLVI against the Giants (2/5). Added one special teams tackle.

★ Made all three field goal attempts from 29, 35 and 24 yards and both extra points in a three-point AFC Championship win over the Ravens (1/22).

★ Made good on his lone 20-yard field goal attempt and all six extra point chances in the Divisional playoff game against the Broncos (1/14).

★ Hit field goals from 47 and 20 yards, connecting on five-



EXTRA POINTS

★ As a college freshman, Stephen arrived at the University of Memphis with a partial baseball scholarship and walked on to the school's football team as a kicker. After excelling in his kicking duties, he earned a full football scholarship.

★ In high school, Stephen earned all-state honors in Mississippi in three sports – football, baseball and soccer. In college, he was an All-Conference USA selection in both baseball and football.

★ Helped kick off the Patriots 2010 "Kick Cancer" campaign by recording PSAs to promote cancer awareness and screenings, as well as visiting cancer patients at Mass General Hospital in Boston.

of-five extra points against the Bills (1/1).

★ Made a touchdown-saving special teams tackle on a Clyde Gates kickoff return in the third quarter. Hit 45 and 42-yard field goals, missing a 51-yarder to close the Patriots' scoreless first half. Connected on all three extra points against the Dolphins (12/24).

★ Made 21 and 34-yard field goals and five extra points against the Broncos (12/18).

★ Connected on field goals from 23 and 24 yards out and made all four extra points against the Redskins (12/11).

★ Made a 39-yard field goal and four extra points against the Colts (12/4).

★ Made a 45-yard field goal and all five extra point attempts, missing a 39-yarder against the Eagles (11/27).

★ Hit field goals from 21 and 19 yards and four extra points against the Chiefs (11/21).

★ Connected on field goals from 36, 37 and a season-long 50 yards, including the Patriots' first six points of the game against the Jets (11/13). Made all four extra points and two special teams tackles.

★ Made field goals from 32 and 45-yards, but missed a 27-yarder at the end of a scoreless first half against the Giants. Connected on both extra point attempts (11/6).

★ Connected on a 46-yard field goal and missed a 42-yarder. Made both extra point attempts against the Steelers (10/30).

★ Made 31 and 26-yard field goals as well as both extra point attempts against the Cowboys (10/16).

★ Made field goals from 44, 24 and 28 yards, along with all three extra point attempts against the Jets (10/9).

★ Hit a 44-yard field goal to end the first half and made all four extra point attempts against the Raiders (10/2).



- ★ Made a 23-yard field goal and was 4-for-4 on extra points against the Bills (9/25).
- ★ Made both field goal attempts from 22 and 47 yards out and was 3-for-3 on extra points.
- ★ Went 5-for-5 on extra points, making a 20-yard field goal and missing an 48-yard field goal attempt against the Dolphins (9/12).

2010 (8/0, 0/0)

- ★ Played in the first eight games of the season, making 10-of-13 field goal attempts and all 26 of his attempted extra points.
- ★ Placed on injured reserve with a thigh injury on Nov. 10, 2010 after suffering the injury at Cleveland (11/7).
- ★ Nailed a game-winning 35-yard field goal with 1:56 remaining in overtime vs. Baltimore (10/17), marking his first career game-winning overtime field goal in his first career opportunity. Gostkowski also made a 24-yard field goal to tie the game at 20-20 with 1:51 remaining in regulation against the Ravens and a 26-yard field goal in the first quarter.

2009 (16/0, 1/0)

- ★ Kicked in all 16 games and connected on 26 of 31 field goals and 47 of 47 extra points for 125 total points.
- ★ Named AFC Special Teams Player of the Week (Week 9 vs. Miami) after tying his career-high with four field goals (30, 38, 34 and 40) in the Patriots' 27-17 victory.
- ★ Went over 100 points on the season with two field goals and two extra points against Carolina (12/13) and finished the season with 125 total points. He has scored over 100 points in four of his five NFL seasons (103 in 2006, 137 in 2007, 148 in 2008 and 125 in 2009).
- ★ Passed Stanley Morgan (408 points) to move into fifth place on the Patriots' all-time scoring list during the victory vs. Atlanta (9/27) and pushed his totals to 513 total points to move into fourth place. Tied his career-high with four field goals in the win over the Falcons.
- ★ Set a career-long with a 53-yard field goal at Denver (10/11), besting a 52-yard field goal he had vs. Chicago (11/26/06).
- ★ His 47-yard field goal vs. Carolina (12/13) was the 100th field goal of his career.
- ★ Tied a team record with eight extra points vs. Tennessee (10/18).
- ★ Recovered a key fumble in the fourth quarter of the season-opener vs. Buffalo (9/14), diving on a Leodis McKelvin fumble on a kickoff return that was forced by Pierre Woods, giving the Patriots possession at the 31-yard line to help set up the go-ahead touchdown in a come-from-behind 25-24 Patriots win.
- ★ Recorded a career-high 21 touchbacks, which was tied for second best in the AFC and sixth in the NFL.

2008 (16/0)

- ★ Named to the Pro Bowl for the first time in his career in 2008.
- ★ Named to the Associated Press All-Pro First Team.
- ★ Also selected as an All-Pro by ESPN.com, SI.com, *The Sporting News* and *Pro Football Weekly*.
- ★ Named AFC Special Teams Player of the Month for the month of October, when he made 9-of-10 field goal attempts.
- ★ Set a Patriots single-season record and led the NFL with 36 field goals.

- ★ Led the NFL with 148 points, the most by a Patriots player since the 1970 AFL-NFL merger and the second highest total in team history (Gino Cappelletti, 155 in 1964).
- ★ Connected on 90 percent of his field goal tries (36-for-40), tying the second highest single-season field goal percentage in team history.
- ★ Recorded 16 touchbacks.
- ★ With his 33-yard field goal in the Patriots' 13-0 victory over Buffalo on Dec. 28, set a new Patriots record for points in a season since the 1970 AFL-NFL merger with 144 points, topping Adam Vinatieri's mark of 141 points set in 2004.
- ★ While making four-of-four field goal tries against Arizona (12/21), set a Patriots single-season franchise record for the most field goals with his 33rd of the season, breaking Tony Franklin's mark of 32 in 1986.
- ★ Tied a single-game career high with four field goals made and attempted at the N.Y. Jets (9/14) and equaled the mark in a snowstorm against Arizona (12/21).
- ★ Set a single-game career high with 17 points (five extra point attempts and four field goals) against Arizona (12/21).

2007 (16/0, 3/0)

- ★ Set an NFL record for extra point attempts while going a perfect 74-for-74.
- ★ Finished with a then career-high 137 points for the season while successfully making 21-of-24 field goal attempts in 2007.
- ★ Set career-highs in extra points made and extra points attempted with eight in the Patriots' dominating 56-10 win over the Buffalo Bills (11/18).
- ★ Tallied a season-high 12 points while going 6-for-6 on extra point attempts and 2-for-2 on field goal attempts at Dallas (10/14).
- ★ Set career highs in extra points made and attempted by going 8-for-8 in the Patriots' rout of Buffalo (11/18).
- ★ Tied a season high with 12 points in the season finale at the N.Y. Giants (12/29), kicking through a season high three field goals and knocking in three extra points to finish the season a perfect 74-for-74 in extra point attempts.
- ★ Connected on all four extra point attempts while making one-of-two field goal tries in the Patriots' win over Jacksonville in the AFC Divisional playoffs (1/12).

2006 (16/0, 3/0)

- ★ Saw action in all 16 regular season contests and three postseason games.
- ★ Made good on 20-of-26 field goals and 43-of-44 extra point opportunities in his rookie season.
- ★ Made 18 of his last 21 field goal attempts in the regular season.
- ★ Finished fifth in the AFC with 12 touchbacks.
- ★ Connected on his first career NFL field goal from 32 yards out in the Patriots' 19-17 victory over Buffalo (9/10).
- ★ His 52-yard field goal against the Bears (11/26) was the longest by a Patriots player at Gillette Stadium.
- ★ Connected on all eight of his field goal attempts in the 2006 postseason.
- ★ Against Indianapolis (11/5), nailed a 49-yard field goal to cut the Colts' lead to 24-17 in the third quarter.
- ★ Connected on all four field goal attempts and all of his extra point opportunities against Houston (12/17).
- ★ Nailed a 48-yard field goal to give the Patriots a 3-0 lead in the second quarter at Jacksonville (12/24).

★ ★ ★ EVEN STEPHEN ★ ★ ★

Since joining the Patriots as a fourth-round draft choice in 2006, Stephen Gostkowski has connected on 84.3 percent of his regular-season field goal attempts (113-for-121), achieving the best field goal percentage in Patriots history.

PATRIOTS ALL-TIME LEADERS / FIELD GOAL PCT.

(Minimum 50 Attempts)

Player	Years	FGM	FGA	Pct.
Stephen Gostkowski	2006-11	141	167	.844
Adam Vinatieri	1996-05	263	321	.819

PATRIOTS SINGLE-SEASON LEADERS / FGs MADE

Player	Year	FGM	FGA	Pct.
Stephen Gostkowski	2008	36	40	.900
Tony Franklin	1986	32	41	.780
Adam Vinatieri	2004	31	33	.939
Adam Vinatieri	1998	31	39	.795

PATRIOTS SINGLE-SEASON LEADERS / FIELD GOAL PCT.

(Minimum 16 Attempts)

Player	Year	FGM	FGA	Pct.
Adam Vinatieri	2004	31	33	.939
Stephen Gostkowski	2008	36	40	.900
Adam Vinatieri	2002	27	30	.900
Stephen Gostkowski	2007	21	24	.875
Adam Vinatieri	1997	25	29	.862

PATRIOTS SINGLE-SEASON LEADERS / POINTS SCORED

Player	Year	TD	2-PT	FG	PAT	Pts.
Gino Cappelletti	1964	7	1	25	36	155
Stephen Gostkowski	2008	0	0	36	40	148
Gino Cappelletti	1961	8	0	17	48	147
Adam Vinatieri	2004	0	0	31	48	141

★ Made good on all three field goal attempts and all four extra point opportunities in the wild card playoffs against the Jets (1/7).

★ Gave the Patriots a 3-0 lead with a 50-yard field goal in the first quarter of the divisional playoffs at San Diego (1/14).

★ Connected on his first career game-winning field goal from 31 yards out to give the Patriots a 24-21 lead with 1:10 remaining in the fourth quarter.

★ In the AFC Championship Game at Indianapolis (1/21), gave the Patriots a 31-28 lead with a 28-yard field goal in the fourth quarter. Nailed a 43-yard field goal with 3:49 left to play in the game, giving the Patriots a 34-31 lead.

COLLEGE

★ Finished his collegiate career placing 13th in NCAA Division 1-A history with 369 points and 14th with 70 successful field goals.

★ His 369 career points set a Memphis record, shattering the old mark of 263 points by Joe Allison (1990-93).

★ Made 70-of-92 field goals during his career, good for a 76.1 percent accuracy rate.

★ Over his final two seasons, made 85.7 percent of his field goal attempts (42-of-49).

★ Holds the top three spots on the Tigers' single-season record list for points scored by a kicker, totaling 101 points in 2003, 108 in 2004 and 101 in 2005.

★ ★ ★ HONORS & AWARDS ★ ★ ★

2009

AFC Special Teams Player of the Week (Wk 9)

2008

Pro Bowl

Associated Press All-Pro: First Team

Pro Football Weekly/PFWA All-NFL Team

ESPN.com All-Pro Team

SI.com All-Pro Team

Sporting News All-Pro Team

Dallas Morning News All-Pro Team

Pro Football Weekly/PFWA All-AFC Team

AFC Special Teams Player of the Month (October)

★ GOSTKOWSKI'S SINGLE GAME CAREER HIGHS ★

Regular Season

Extra Points Made:	8	vs. Tennessee (10/18/09) at Buffalo (11/18/07)
Extra Points Att:	8	vs. Tennessee (10/18/09) at Buffalo (11/18/07)
Field Goals Made:	4	Five times. Most recent vs. Miami (11/8/09)
Field Goals Att.:	4	Five times. Most recent vs. Miami (11/8/09)
Long:	53	at Denver (11/11/09)
Points:	17	vs. Arizona (12/21/08)

★ His 44 successful extra points in 2003 topped the old school single-season record of 42 by John Cobb (1949), and his 48 extra points in 2004 broke the previous record of 44, which he had established a year earlier.

PERSONAL

★ Stephen Carroll Gostkowski was born the son of Larry and Cindy Gostkowski on Jan. 28, 1984 in Baton Rouge, La.

★ Attended Madison (Miss.) Central High School, where he lettered for four years in football and soccer and three years in baseball.

★ Earned all-state honors in all three sports.

★ Completed his prep baseball career with a 16-2 record and a 1.00 ERA, leading Madison Central to the 2002 Mississippi state championship.

★ Also holds the school record for the longest field goal at 55 yards.

★ Also played baseball at Memphis.

★ Supporter of Tufts University's Read by the River.

★ Served as an honorary coach in the 2007 BELL Bowl, a fundraiser at Gillette Stadium to benefit the BELL Foundation.

★ In 2008, participated in the United Way of Rhode Island's Hometown Huddle at the East Providence Boys & Girls Club, teaching club members how to incorporate nutrition and fitness into their daily routines.

★ Participated in the 2008 Salvation Army Holiday Party at Gillette Stadium with nearly 250 children from the Boston and Providence Salvation Army centers.

★ Majored in exercise and sport science at Memphis.

★ Stephen and his wife Hallie have a son, Slayden Kyle.

★ ★ ★ ★ ★ STEPHEN GOSTKOWSKI ★ ★ ★ ★ ★

Pos: K Ht: 6-1 Wt: 215 Year: 6th Acq: D4b-06 College: Memphis Born: 1/28/84

REGULAR SEASON			FIELD GOALS											PATs				
Year	Team	G	1-29	Pct	30-39	Pct	40-49	Pct	50+	Pct.	Overall	Pct.	Lg	Made	Att	2-Pt	Pts.	
2006	Patriots	16	10-11	90.9	7-10	70.0	2-4	50.0	1-1	100.0	20-26	76.9	52	43	44	0	103	
2007	Patriots	16	10-10	100.0	8-9	88.9	3-5	60.0	0-0	---	21-24	87.5	45	74	74	0	137	
2008	Patriots	16	10-12	83.3	16-16	100.0	9-11	81.8	1-1	100.0	36-40	90.0	50	40	40	0	148	
2009	Patriots	16	7-7	100.0	12-13	92.3	5-8	62.5	2-3	66.7	26-31	83.9	53	47	47	0	125	
2010	Patriots	8	2-2	100.0	6-7	85.7	2-3	66.7	0-1	0.0	10-13	76.9	43	26	26	0	54	
2011	Patriots	16	13-14	92.9	5-6	83.3	9-11	81.8	1-2	50.0	28-33	84.8	50	59	59	0	143	
Totals - 6 years			88	52-56	92.9	54-61	88.5	30-42	71.4	5-8	62.5	141-167	84.4	53	289	290	0	712

POSTSEASON			FIELD GOALS											PATs				
Year	Team	G	1-29	Pct	30-39	Pct	40-49	Pct	50+	Pct.	Overall	Pct.	Lg	Made	Att	2-Pt	Pts.	
2006	Patriots	3	3-3	100.0	2-2	100.0	2-2	100.0	1-1	100.0	8-8	100.0	50	9	9	0	33	
2007	Patriots	3	0-0	---	1-2	50.0	0-0	---	0-0	---	1-2	50.0	50	9	9	0	12	
2009	Patriots	1	0-0	0.0	0-0	0.0	0-1	0.0	0-0	0.0	0-1	0.0	0	2	2	0	2	
2010	Patriots	0	Injured Reserve															
2011	Patriots	3	4-4	100.0	1-1	100.0	0-0	0.0	0-0	0.0	5-5	100.0	35	10	10	0	25	
Totals - 4 years			10	7-7	100.0	4-5	80.0	2-3	66.7	1-1	100.0	14-16	81.8	50	22	22	0	72

Additional Statistics: Special teams tackles - Career (20); 2006 (3), 2007 (3), 2008 (2), 2009 (6), 2010 (1), 2011 (6).

Special teams fumble recoveries: 2009 (1).

★ ★ ★ ★ ★ GOSTKOWSKI'S CAREER GAME-BY-GAME ★ ★ ★ ★ ★

2006	Opponent	XP	%	FG	Blk	%	PTS	FGs (Missed)	
09/10	Buffalo	2-2	100.0	1-1	0	100%	5	32	
09/17	at N.Y. Jets	3-3	100%	1-2	1	50%	6	20,(29b)	
09/24	Denver	1-1	100%	0-1	1	0%	1	(37b)	
10/01	at Cincinnati	5-5	100%	1-2	0	50%	8	(48),24	
10/08	Miami	2-2	100%	2-2	0	100%	8	31,31	
10/22	at Buffalo	4-4	100%	0-0	0	--	4	--	
10/30	at Minnesota	4-4	100%	1-1	0	100%	7	23	
11/05	Indianapolis	2-2	100%	2-3	0	67%	8	49,(36),26	
11/12	N.Y. Jets	0-0	--	2-2	0	100%	6	31,21	
11/19	at Green Bay	5-5	100%	0-0	0	--	5	--	
11/26	Chicago	2-2	100%	1-1	0	100%	5	52	
12/03	Detroit	2-2	100%	2-2	0	100%	8	25,27	
12/10	at Miami	0-0	--	0-0	0	--	0	--	
12/17	Houston	4-4	100%	4-4	0	100%	16	26,32,31,21	
12/24	at Jacksonville	3-3	100%	1-2	0	50%	6	48,(49)	
12/31	at Tennessee	4-5	80%	2-3	0	67%	10	28,26,(33)	
2006 Totals		43-44	98%	20-26	2	76.9%	103		
01/07	N.Y. Jets	4-4	100%	3-3	2	76.9%	13	20,40,28	
01/14	at San Diego	1-1	100%	3-3	0	100%	10	50,34,31	
01/21	at Indianapolis	4-4	100%	2-2	0	100%	10	28,43	
2006 Postseason		9-9	100%	8-8	0	100%	33		
2007		Opponent	XP	%	FG	Blk	%	PTS	FGs (Missed)
09/09	at N.Y. Jets	5-5	100%	1-1	0	100%	8	22	
09/16	San Diego	5-5	100%	1-2	0	50%	8	(41),24	
09/23	Buffalo	5-5	100%	1-1	0	100%	8	24	
10/01	at Cincinnati	4-4	100%	2-2	0	100%	10	31,36	
10/07	Cleveland	4-4	100%	2-2	0	100%	10	20,25	
10/14	at Dallas	6-6	100%	2-2	0	100%	12	45,22	
10/21	at Miami	7-7	100%	0-0	0	--	7	--	
10/28	Washington	7-7	100%	1-1	0	100%	10	36	
11/04	at Indianapolis	3-3	100%	1-1	0	100%	6	34	
11/18	at Buffalo	8-8	100%	0-0	0	--	8	--	
11/25	Philadelphia	4-4	100%	1-2	0	50%	7	23,(32)	
12/03	at Baltimore	3-3	100%	2-2	0	100%	9	21,38	
12/09	Pittsburgh	4-4	100%	2-3	0	67%	10	(48),42,28	
12/16	N.Y. Jets	2-2	100%	2-2	0	100%	8	26,34	
12/23	Miami	4-4	100%	0-0	0	--	4	--	
12/29	at N.Y. Giants	3-3	100%	2-3	0	100%	12	37,45,37	
2007 Totals		74-74	100%	31-24	0	87.5%	137		
01/12	Jacksonville	4-4	100%	1-2	0	50%	7	(35),35	
01/20	San Diego	3-3	100%	0-0	0	--	3	--	
02/03	N.Y. Giants	2-2	100%	0-0	0	--	2	--	
2007 Postseason		9-9	100%	1-2	0	50%	12		
2008		Opponent	XP	%	FG	Blk	%	PTS	FGs (Missed)
09/07	Kansas City	2-2	100%	1-1	0	100%	5	37	
09/14	at N.Y. Jets	1-1	100%	4-4	0	100%	13	21,37,28,27	
09/21	Miami	1-1	100%	1-1	0	100%	2	2	
10/05	at San Francisco	3-3	100%	3-3	0	100%	12	35,40,49	
10/12	at San Diego	1-1	100%	1-2	0	50%	4	(48),47	
10/20	Denver	5-5	100%	2-2	0	100%	11	31,40	
10/26	St. Louis	2-2	100%	3-3	0	100%	11	30,27,41	
11/02	at Indianapolis	0-0	0%	3-3	0	100%	9	29,35,25	
11/09	Buffalo	2-2	100%	2-3	0	67%	8	32,(49),37	
11/13	N.Y. Jets	2-2	100%	3-3	0	100%	11	42,31,47	
11/23	at Miami	6-6	100%	2-2	0	100%	12	30,30	
11/30	Pittsburgh	1-1	100%	1-2	0	50%	4	29,(27)	
12/07	at Seattle	1-1	100%	3-3	0	100%	10	50,42,27	
12/14	at Oakland	7-7	100%	0-0	0	0%	7	--	
12/21	Arizona	5-5	100%	4-4	0	100%	17	38,35,24,30	
12/28	at Buffalo	1-1	100%	2-3	0	67%	7	33,(26),23	
2008 Totals		40-40	100%	36-40	0	90.0%	148		
2009		Opponent	XP	%	FG	Blk	%	PTS	FGs (Missed)
09/14	Buffalo	1-1	100%	2-3	0	67%	7	(41),20,28	
09/20	at N.Y. Jets	0-0	--	3-3	0	100%	9	45,25,29	
09/27	Atlanta	2-2	100%	4-4	0	100%	14	21,33,22,33	
10/04	Baltimore	3-3	100%	2-2	0	100%	9	32,33	
10/11	at Denver	2-2	100%	1-2	0	50%	5	53,(40)	
10/18	Tennessee	8-8	100%	1-2	0	50%	11	(39),33	
10/25	at Tampa Bay	5-5	100%	0-0	0	--	5	--	
11/08	Miami	1-1	100%	4-4	0	100%	13	30,38,34,40	
11/15	at Indianapolis	4-4	100%	2-2	0	100%	10	31,36	
11/22	N.Y. Jets	4-4	100%	1-2	0	50%	7	26,(40)	
11/30	at New Orleans	2-2	100%	1-2	0	50%	5	36,(50)	
12/06	at Miami	3-3	100%	0-0	0	--	3	--	
12/13	Carolina	2-2	100%	2-2	0	100%	8	48,47	
12/20	at Buffalo	2-2	100%	1-1	0	100%	5	30	
12/27	Jacksonville	5-5	100%	0-0	0	--	5	--	
01/03	at Houston	3-3	100%	2-2	0	100%	9	51,43	
2009 Totals		47-47	100%	26-31	0	83.9%	125		
01/10	Baltimore	2-2	100%	0-1	0	0%	2	(44)	
2009 Postseason		2-2	100%	0-1	0	0%	2		
2010		Opponent	XP	%	FG	Blk	%	PTS	FGs (Missed)
09/12	Cincinnati	5-5	100%	1-3	0	33%	8	32,(47),56	
09/19	at N.Y. Jets	2-2	100%	0-1	0	0%	2	(37)	
09/26	Buffalo	5-5	100%	1-1	0	100%	8	43	
10/04	at Miami	5-5	100%	2-2	0	100%	11	23,30	
10/17	Baltimore	2-2	100%	3-3	0	100%	11	38,24,35	
10/24	at San Diego	2-2	100%	3-3	0	100%	11	40,35,35	
10/31	Minnesota	4-4	100%	0-0	0	--	4	--	
11/07	at Cleveland	1-1	100%	0-0	0	--	1	--	
11/14	at Pittsburgh	Placed on Injured Reserve 11/10							
2010 Totals		26-26	100%	10-13	0	76.9%	56		





BenJarvus GREEN-ELLIS 42

HT: 5-11 WT: 215
Born: 7/2/85 Exp. (NFL/Patriots): 4/4
GP/GS (Playoffs): 53/20 (4/2) Acq: FA-08
College: Mississippi Hometown: New Orleans, La.

★ ★ ★ RUNNING BACK ★ ★ ★

CAREER TRANSACTIONS

BenJarvus Green-Ellis was signed by the Patriots as a rookie free agent on May 2, 2008 ... Released by the Patriots (8/30/08) ... Signed to the Patriots practice squad (8/31/08) ... Signed to the 53-man roster from the practice squad (10/11/08).

CAREER HIGHLIGHTS

- ★ Became the 11th Patriots running back and the first since Corey Dillon in 2004 to eclipse the 1,000-yard mark, finishing the 2010 season with 1,008 rushing yards. He accomplished the feat without a single fumble, joining Ray Rice as the only backs in the NFL with at least 175 attempts and no fumbles in 2010.
- ★ Green-Ellis led the 2010 Patriots with 13 rushing touchdowns, tied for the third highest rushing touchdown total in team history, trailing only two 14-touchdown seasons by Curtis Martin (1995 and 1996).
- ★ Green-Ellis ran for 105 yards on 26 carries against Buffalo (11/9/08), recording his first career 100-yard rushing game in just his fifth career game.

SEASONAL REVIEWS

2011 (16/6, 3/2)

- ★ Recorded his second consecutive 10-plus touchdown season, finishing with 13 rushing touchdowns in 2010 and 11 in 2011. Became the third running back in team history to do so (Corey Dillon with three straight, 2004-06, and Curtis Martin, 1995-96).
- ★ Tallied a team-high 10 carries for 44 yards and caught two passes for 15 yards in Super Bowl XLVI against the Giants (2/5).
- ★ Led the team with 15 carries for 68 yards and one touchdown in a reserve role in the AFC Championship against the Ravens (1/22).
- ★ Started at running back and carried the ball 13 times for 28 yards in the Divisional playoff game against the Broncos (1/14). Added one reception for eight yards.
- ★ Scored two touchdowns on seven carries for 22 yards against the Bills (1/1). Added a 53-yard pass reception in the third quarter, the longest of his career by 28 yards.
- ★ Played in a reserve role, carrying the ball three times for 10 yards against the Dolphins (12/24).
- ★ Rushed for 17 yards and a touchdown on 10 carries and caught two passes for 32 yards in a reserve role against the Broncos (12/18).
- ★ Tallied 19 yards on five carries in a reserve role against the Redskins (12/11).
- ★ Carried the ball six times for 14 yards and one touchdown against the Colts (12/4).
- ★ Scored two touchdowns, carrying the ball 14 times for 44 yards in a start against the Eagles (11/27).
- ★ Caught a then career-long 25-yard pass and led the team with 20 carries for 81 yards against the Chiefs (11/21).



EXTRA POINTS

- ★ BenJarvus' mother, Latonia Green, has attended all of his football games – in high school, college and the NFL – with the exception of one game while he was playing at the University of Mississippi.
- ★ BenJarvus attended St. Augustine High School in New Orleans, which is also the high school alma mater of former NBA player and coach Avery Johnson and Carl Weathers.
- ★ Was nicknamed "The Law Firm" by his teammates for his multi-part name.
- ★ Carried the ball eight times for eight yards in a start against the Jets (11/13).
- ★ Led the team with 12 rushes for 52 yards and caught one 11-yard pass against the Giants (11/6).
- ★ Carried the ball five times for nine yards in a reserve role against the Steelers (10/30).
- ★ Led the rushing attack against the Cowboys with 14 carries for 58 yards and caught an 11-yard pass to set up a Gostkowski field goal in the second quarter (10/16).
- ★ Set a career high with a team-leading 136 rushing yards and two touchdowns on 27 carries (5.0 avg.) including 59 total yards on the Patriots' final drive of the game against the Jets (10/9). Also caught a season-long 13-yard pass.
- ★ Rushed 16 times for 75 yards and one touchdown and caught a nine-yard pass in a start against the Raiders (10/2).
- ★ Carried the ball nine times for 16 yards against the Bills (9/25).
- ★ Led the team with 70 yards on 17 carries with one touchdown in a reserve role. Also caught one five-yard pass against the Chargers (9/18).
- ★ In a reserve role against the Dolphins, carried the ball seven times for 34 yards and one touchdown, moving him into ninth place all time on the franchise rushing touchdown list with 19. Added one special teams tackle (9/12).
- ★ 2010 (16/11, 1/0)
 - ★ Played in 16 games with 11 starts and finished the season with 1,008 yards rushing on 229 attempts with 13 rushing touchdowns. Also had 12 receptions for 85 yards and added three special teams tackles.
 - ★ Played in his first career postseason game vs. N.Y. Jets (1/16), finishing with 43 yards on nine attempts.
 - ★ Became the 11th Patriots running back and the first since Corey Dillon in 2004 to eclipse the 1,000-yard



★★★ 1,000 YARDS CLUB ★★★

Green-Ellis finished the 2010 season with 1,008 rushing yards, becoming the first Patriots player to top the 1,000-yard rushing mark since Corey Dillon had a team-record 1,635 rushing yards in 2004. Green-Ellis is the 11th New England player to record a 1,000-yard rushing season. Green-Ellis recorded his 1,000-yard season without fumbling the ball all year, joining Baltimore's Ray Rice as the only NFL backs with at least 175 rushing attempts and no fumbles in 2010.

PATRIOTS WITH 1,000 YARDS RUSHING IN A SEASON

Player	Yards	Year
BenJarvus Green-Ellis	1,008	2010
Corey Dillon	1,635	2004
Antowain Smith	1,157	2001
Robert Edwards	1,115	1998
Curtis Martin	1,160	1997
Curtis Martin	1,152	1996
Curtis Martin	1,487	1995
Leonard Russell	1,088	1993
John Stephens	1,168	1988
Craig James	1,227	1985
Tony Collins	1,049	1983
Sam Cunningham	1,015	1977
Jim Nance	1,216	1967
Jim Nance	1,458	1966

mark, finishing the 2010 season with 1,008 rushing yards. Accomplished the feat without a single fumble, joining Ray Rice as the only backs in the NFL with 175 attempts and no fumbles in 2010.

★ Green-Ellis led the 2010 Patriots with 13 rushing touchdowns, tied for the third highest rushing touchdown total in team history, trailing only two 14-touchdown seasons by Curtis Martin (1995 and 1996).

★ Scored two rushing touchdowns in three games: vs. Minnesota (10/31), at Detroit (11/25) and vs. N.Y. Jets (12/6).

★ Had two 100-yard rushing games with 112 yards on 17 carries vs. Minnesota (10/31) and 104 yards on 19 carries at Buffalo (12/26).

★ Had four games in 2010 where he topped the 95-yard rushing mark.

★ Picked up a career-high 112 rushing yards on 17 carries (6.6-yard avg.) and two touchdowns vs. Minnesota (10/31), including 62 yards on seven carries on the Patriots' final touchdown drive that extended a three-point lead to a 10-point cushion late in the fourth quarter in a 28-18 win.

★ Started his first game since his rookie season vs. Miami (10/4), leading the team with 76 rushing yards on 16 attempts, including a 12-yard touchdown run.

★ Had a streak of five straight games with at least one touchdown, tied for the third longest streak in team history.

2009 (12/0, 0/0)

★ Played in 12 games and was inactive for four games, finishing the season with 26 rushing attempts for 114 yards and two receptions for 11 yards.

★ Also saw action on special teams and finished with five total special teams tackles.

★ Saw significant action in the Patriots' 59-0 win vs. Tennessee (10/18) with seven carries for 67 yards, including a then career-long 29-yard run in the fourth quarter.

★ Was inactive for the postseason game vs. Baltimore (1/10).

★★★ 13 RUSHING TDs ★★★

Green-Ellis' 13 rushing touchdowns in 2010 are tied (with Corey Dillon in 2006) for the third highest rushing touchdown total by a Patriots player, trailing only two 14-touchdown seasons by Curtis Martin (1995 and 1996). Green-Ellis is the first undrafted rookie to score 10 or more rushing touchdowns in a season for the Patriots.

PATRIOTS WITH 10+ RUSHING TOUCHDOWNS IN A SEASON

Player	Touchdowns	Year
Curtis Martin	14	1996
Curtis Martin	14	1995
BenJarvus Green-Ellis	13	2010
Corey Dillon	13	2006
Corey Dillon	12	2005
Corey Dillon	12	2004
Antowain Smith	12	2001
Steve Grogan	12	1976
BenJarvus Green-Ellis	11	2011
Horace Ivory	11	1978
Jim Nance	11	1966
Tony Collins	10	1983

Green-Ellis' 13 touchdowns overall are tied for the fourth most in team history. He led the team with 78 points and is the first non-kicker to lead the Patriots in points since RB Robert Perryman in 1988 with 36. He is the eighth player in team history to record double digit rushing touchdowns in a season.

MOST OVERALL TOUCHDOWNS IN A SEASON / PATRIOTS HISTORY

Player	Touchdowns	Year
Randy Moss (23 receiving)	23	2007
Curtis Martin (14 rushing, 3 receiving)	17	1996
Curtis Martin (14 rushing, 1 receiving)	15	1995
BenJarvus Green-Ellis (13 rushing)	13	2010
Randy Moss (13 receiving)	13	2009
Corey Dillon (13 rushing)	13	2006
Corey Dillon (12 rushing, 1 receiving)	13	2005
Corey Dillon (12 rushing, 1 receiving)	13	2004
Steve Grogan (12 rushing, 1 fumble)	13	1976
Stanley Morgan (12 receiving, 1 return)	13	1979
Antowain Smith (12 rushing, 1 rec.)	13	2001

2008 (9/3)

★ Played in nine games with three starts after being signed to the active roster from the practice squad on Oct. 11.

★ Finished the season with five rushing touchdowns, a total that ranked second on the team.

★ Recorded a touchdown in four straight games from Oct. 20 to Nov. 9 and reached the end zone in five of six games from Oct. 20 to Nov. 23.

★ Was a part of the best rushing season for the Patriots in more than 20 years, totaling 2,278 rushing yards (sixth in team history and the most since 1985), 21 rushing touchdowns (tied for fourth in team history and the most since 1981) and an average of 4.4 yards per carry (fifth in team history and the best since 1983).

★ Spent the first four weeks of the season as a member of the Patriots practice squad.

★ Made his NFL debut, playing in reserve at running back at San Diego (10/12).

★ Scored his first NFL touchdown on a 1-yard rush against Denver (10/20).

- ★ Made his first NFL start against St. Louis (10/26) and registered his second rushing touchdown in as many games with a 2-yard run.
- ★ Tallied a team-high 15 rushes for 57 yards, including his third rushing touchdown in as many games at Indianapolis (11/2).
- ★ Ran for a season-high 105 yards on 26 carries against Buffalo (11/9), recording his first career 100-yard rushing game in just his fifth career game. Recorded a rushing touchdown for the fourth consecutive game with a 1-yard score.
- ★ Scored his fifth rushing touchdown of the season on a 1-yard run at Miami (11/23).
- ★ Recorded a career long 20-yard reception against Pittsburgh (11/30).

COLLEGE

- ★ Played for Mississippi from 2006-07 after transferring from Indiana, where he played two seasons from 2003-04.
- ★ As a senior in 2007, became only the second Rebel running back to reach the 1,000-yard single-season mark twice in his career, gaining 1,137 yards rushing.
- ★ Posted five 100-yard rushing games to go along with six touchdowns.

- ★ Earned a career-high 226 yards on 33 carries with one touchdown against Missouri.
- ★ As a junior at Mississippi in 2006, finished with 1,000 yards rushing on 234 carries and seven touchdowns.
- ★ Set a school record with his 234 rushing attempts.
- ★ An All-SEC first-team selection by the Associated Press.
- ★ Redshirted at Mississippi in 2005.
- ★ As a sophomore at Indiana in 2004, led the team with 794 yards rushing on 231 carries and five touchdowns.
- ★ As a freshman at Indiana in 2003, carried the ball 225 times for 938 yards and seven touchdowns.

PERSONAL

- ★ BenJarvus Green-Ellis was born the son of Latonia Green on July 2, 1985.
- ★ Attended St. Augustine High School (New Orleans, La.) and played both running back and fullback.
- ★ Earned all-district recognition from *The Times-Picayune* and *The Clarion Herald* in his senior season.
- ★ All-city and all-metro selection.
- ★ Also lettered twice in track and field.
- ★ Majored in business management at Mississippi.

★ ★ ★ ★ ★ BENJARVUS GREEN-ELLIS ★ ★ ★ ★ ★													
Pos: RB		Ht: 5-11	Wt: 215	Year: 4th		Acq: FA-08		College: Mississippi		Born: 7/2/85			
REGULAR SEASON			RUSHING						RECEIVING				
Year	Team	G/S	No	Yds	Avg	Lg	TD	No	Yds	Avg	Lg	TD	
2008	Patriots	9/3	74	275	3.7	15	5	3	37	12.3	20	0	
2009	Patriots	12/0	26	114	4.4	29	0	2	11	5.5	6	0	
2010	Patriots	16/11	229	1,008	4.4	33t	13	12	85	7.1	16	0	
2011	Patriots	15/6	181	667	3.7	18	11	9	159	17.7	53	0	
Totals - 4 years		52/20	510	2,064	4.0	33t	29	26	292	11.2	53	0	
Additional Statistics: Special Teams Tackles (10): 2011 (2), 2010 (3), 2009 (5).													
POSTSEASON			RUSHING						RECEIVING				
Year	Team	G/S	No	Yds	Avg	Lg	TD	No	Yds	Avg	Lg	TD	
2009	Patriots	0/0	0	0	0	0	0	0	0	0	0	0	
2010	Patriots	1/0	9	43	4.8	10	0	2	11	5.5	7	0	
2011	Patriots	3/2	38	140	3.7	17	1	3	23	7.7	8	0	
Totals - 3 years		3/2	47	183	3.9	13	1	5	34	6.8	8	0	

★ ★ ★ ★ ★ GREEN-ELLIS' CAREER GAME-BY-GAME ★ ★ ★ ★ ★													
		P/S	No	Yds	Avg	Lg	TD	No	Yds	Avg	Lg	TD	
2008	Opponent												
10/12	at San Diego	p	0	0	0.0	0	0	1	9	9.0	9	0	
10/20	Denver	p	13	65	5.0	15	1	-	-	-	-	-	
10/26	St. Louis	s	9	16	1.8	4	1	-	-	-	-	-	
11/02	at Indianapolis	s	15	57	3.8	10	1	1	8	8.0	8	0	
11/05	Buffalo	p	26	105	4.0	13	1	-	-	-	-	-	
11/13	N.Y. Jets	s	2	9	4.5	7	0	-	-	-	-	-	
11/23	at Miami	p	7	20	2.9	6	1	-	-	-	-	-	
11/30	Pittsburgh	p	2	3	1.5	2	0	1	20	20.0	20	0	
12/07	at Seattle	p	0	0	0.0	0	0	-	-	-	-	-	
12/14	at Oakland												
12/21	Arizona												
12/28	at Buffalo												
2008 Totals		9/3	74	275	3.7	15	5	3	37	12.3	20	0	
2009	Opponent												
09/14	Buffalo												
09/20	at N.Y. Jets	p	-	-	-	-	-	-	-	-	-	-	
09/27	Atlanta												
10/04	Baltimore												
10/11	at Denver	p	-	-	-	-	-	-	-	-	-	-	
10/18	Tennessee	p	7	67	9.6	29	0	2	11	5.5	6	0	
10/25	at Tampa Bay	p	7	6	0.9	5	0	-	-	-	-	-	
11/08	Miami	p	1	7	7.0	7	0	-	-	-	-	-	
11/15	at Indianapolis	p	-	-	-	-	-	-	-	-	-	-	
11/22	N.Y. Jets	p	5	10	2.0	4	0	-	-	-	-	-	
11/30	at New Orleans	p	2	2	1.0	1	0	-	-	-	-	-	
12/06	at Miami	p	-	-	-	-	-	-	-	-	-	-	
12/13	at Carolina	p	-	-	-	-	-	-	-	-	-	-	
12/20	at Buffalo	p	-	-	-	-	-	-	-	-	-	-	
01/03	at Houston	p	4	22	5.5	12	0	-	-	-	-	-	
2009 Totals		12/0	26	114	4.4	29	0	2	11	5.5	6	0	
2010	Opponent												
01/10	Baltimore												
2010 Postseason		0/0	0	0	0.0	0	0	0	0	0.0	0	0	
09/12	Cincinnati	p	5	22	4.4	7	0	-	-	-	-	-	
09/19	at N.Y. Jets	p	10	19	1.9	7	0	-	-	-	-	-	
09/26	Buffalo	p	16	98	6.1	22	1	1	6	6.0	6	0	
10/04	at Miami	s	16	76	4.8	12t	1	-	-	-	-	-	
10/17	Baltimore	s	10	20	2.0	4	1	-	-	-	-	-	
10/24	at San Diego	s	11	24	2.2	9	1	-	-	-	-	-	
10/31	Minnesota	s	17	112	6.6	26	2	1	11	11.0	11	0	
11/07	Cleveland	s	9	14	1.6	5	0	-	-	-	-	-	
11/14	at Pittsburgh	s	18	87	4.8	17	0	4	36	9.0	16	0	
11/21	at Indianapolis	s	21	96	4.6	16	1	1	4	4.0	4	0	
11/25	at Detroit	s	12	59	4.9	15t	2	-	-	-	-	-	
12/06	N.Y. Jets	p	18	72	4.0	13	2	1	7	7.0	7	0	
12/12	at Chicago	p	21	87	4.1	17	0	-	-	-	-	-	
12/19	Green Bay	s	6	38	6.3	33t	1	2	12	6.0	9	0	
12/26	at Buffalo	s	19	104	5.5	15	0	1	3	3.0	3	0	
01/02	Miami	s	20	80	4.0	11	1	1	6	6.0	6	0	
2010 Totals		16/11	229	1,008	4.4	33t	13	12	85	7.1	16	0	
01/16	New York Jets	p	9	43	4.8	10	0	2	11	5.5	7	0	
2010 Postseason		1/0	9	43	4.8	10	0	2	11	5.5	7	0	





Rob GRONKOWSKI

87

HT: 6-6 WT: 265

Born: 5/14/89

Exp. (NFL/Patriots): 2/2

GP/GS (Playoffs): 32/27 (4/4) Acq: D2a-10 (42nd)

College: Arizona Hometown: Pittsburgh, Pa.

PRO BOWLS

★ ★ ★ TIGHT END ★ ★ ★



CAREER TRANSACTIONS

Rob Gronkowski was drafted by the New England Patriots in the second round (42nd overall) of the 2010 NFL Draft.

CAREER HIGHLIGHTS

- ★ Set an NFL record for receiving yards by a tight end in a single season with 1,327.
- ★ Set the NFL all-time record for receiving touchdowns by a tight end in a single season, finishing with 17 (plus 1 rushing TD).
- ★ Named NFL All-Pro in 2011,
- ★ Finished his rookie season with 10 receiving touchdowns, establishing a record for most touchdown catches by a tight end in Patriots history and most touchdown receptions by a Patriots rookie.
- ★ Only Mike Ditka (12) had more touchdowns as a rookie tight end in NFL history than Gronkowski's 10.
- ★ In his rookie year, became the fourth Patriots player all-time to record 10 or more touchdown receptions in a season, joining Randy Moss (three times), Stanley Morgan (twice) and Jim Colclough (once).
- ★ Named to the *USA Today* All-Joe Team in 2010.

SEASONAL REVIEWS

2011 (16/16, 3/3)

- ★ Started all 16 games, setting NFL tight end records for receiving yards (1,327), receiving touchdowns (17) and total touchdowns (18). Moved into third on the Patriots all-time touchdown reception list by a tight end with 27 and into second on the Patriots single season receiving touchdowns list with 17 (Randy Moss, 23 in 2007).
- ★ Returned from injury to start in Super Bowl XLVI against the Giants, but played in a more limited role, catching two passes for 26 yards (2/5).
- ★ Caught five passes for 87 yards (17.4 avg.) in a start in the AFC Championship game against the Ravens (1/22).
- ★ Started at tight end and tied an NFL record with three postseason touchdown catches in the Divisional playoff game against the Broncos (1/14). Registered the Patriots 15th postseason 100-yard receiving game with 145 yards on 10 receptions.
- ★ Set an NFL record for receiving yards by a tight end in a single season with 1,327, after catching eight passes for 108 yards and two touchdowns against the Bills (1/1).
- ★ Named to the AFC Pro Bowl and Associated Press All-Pro teams.
- ★ Tallied 78 yards on seven receptions against the Dolphins (12/24).
- ★ Caught four passes for 53 yards, including a 38-yarder against the Broncos (12/18).
- ★ Won AFC Offensive Player of the Week for his record-setting performance against the Redskins.
- ★ With his first of two touchdowns on the day, set the NFL



EXTRA POINTS

- ★ Rob and Dan were the first brother tight end tandem and only the fourth set of brothers to be on the Patriots active roster together.
- ★ Rob and his older brothers Chris (Colts) and Dan (Browns) are one of just nine other families to ever have at least three brothers playing in the NFL at the same time.
- ★ His father, Gordon lettered as an offensive guard at Syracuse (1977-81) and his great-grandfather, Ignatius Gronkowski was a member of the 1924 U.S. Olympic cycling team in Paris.

all-time record for receiving touchdowns by a tight end in a single season with his 14th of 2011. Caught six passes for 160 yards (26.7 avg.), including a 50 yard catch against the Redskins (12/11).

- ★ Added his 12th and 13th TD receptions of the season against the Colts (12/4) with an 11-yard score in the second quarter and a 21-yard touchdown in the third quarter to tie the NFL record for most touchdown receptions by a tight end. Added a 2-yard touchdown on a lateral (the first rush of his entire football career) in the third quarter for 14 total touchdowns – the highest number of combined touchdowns by a tight end in NFL history. Became the first Patriots TE to record a rushing touchdown on his first career rushing TD. Finished with 64 yards on five receptions.
- ★ Caught four passes for 59 yards and one touchdown against the Eagles (11/27).
- ★ Reached 20 career touchdowns faster than any tight end in NFL history (26 games) with a two-TD performance against the Chiefs. Caught four passes for a team-high 96 yards, including a career long 52-yard touchdown reception (11/21).
- ★ Led the team and matched a career high with eight receptions for a career high 113 yards (Avg. 14.1) against the Jets (11/13). Scored two touchdowns for the fifth time in his career. With 18 career touchdowns, he leads all NFL tight ends in touchdowns since he entered the league in 2010.
- ★ Set a career high with eight receptions for 101 yards and a touchdown against the Giants, marking his third 100-yard game (11/6).
- ★ Led the team and tied a career high with seven receptions for 94 yards (13.4 avg.) against the Steelers (10/30).
- ★ Was target seven times, catching all seven passes (tying a season high) for 74 yards against the Cowboys (10/16).
- ★ Continued his impressive blocking, and made four catches for 31 yards in a start against the Jets (10/9).



★ ★ SINGLE SEASON TE RECORDS ★ ★

RECEIVING YARDS

Player	Yards	Year
Rob Gronkowski	1,327	2011
Jimmy Graham (NO)	1,310	2011
Kellen Winslow (SD)	1,290	1980
Tony Gonzalez (KC)	1,258	2004
Todd Christiansen (OAK)	1,247	1983
Jackie Smith (STL)	1,205	1967
Tony Gonzalez (KC)	1,203	2000
Pete Retzlaff (PHI)	1,190	1965
Ben Coates (NE)	1,174	1994

TOTAL TOUCHDOWNS

Player	Team	Year	Touchdowns
Rob Gronkowski	NE	2011	18 (17 pass, 1 rush)
Vernon Davis	SF	2009	13 (13 pass)
Antonio Gates	SD	2004	13 (13 pass)

TOUCHDOWN RECEPTIONS

Player	Team	Year	Touchdowns
Rob Gronkowski	NE	2011	17
Vernon Davis	SF	2009	13
Antonio Gates	SD	2004	13

TOUCHDOWN RECEPTIONS BY A PATRIOTS TIGHT END

Player	Year	Touchdowns
Rob Gronkowski	2011	17
Rob Gronkowski	2010	10
Ben Coates	1996	9
Ben Coates	1997	8
Ben Coates	1993	8
Russ Francis	1980	8

RECEIVING YARDS BY A PATRIOTS TIGHT END

Player	Yards	Year
Rob Gronkowski	1,327	2011
Ben Coates	1,174	1994
Ben Coates	915	1995
Marv Cook	808	1991
Don Hasselbeck	808	1981

★ Caught one 15-yard pass in a start against the Raiders (10/2), and served as a key blocker throughout the game, helping the Patriots to a season-high 183 yards rushing (6.1-yard average).

★ Set then career highs in receptions (7) and yards (109) against the Bills (9/25), and scored two touchdowns to tie a franchise record for most consecutive regular season games with a receiving touchdown with 5.

★ Tallied 86 yards and two touchdowns on 4 receptions, including a career-long 30 yard catch against the Chargers (9/18).

★ Caught six passes for 86 yards and one touchdown in a start against the Dolphins. Also returned one kickoff 11 yards (9/12).

2010 (16/11, 1/1)

★ Played in 16 games with 11 starts and finished the season with 42 receptions for 546 yards and 10 touchdowns.

★ Had 10 receiving touchdowns to establish a record for most touchdown catches by a tight end in Patriots history and most touchdown receptions by a Patriots rookie. His 10 touchdowns rank second in NFL history for touchdowns by a rookie tight end. Only Mike Ditka had more touchdowns as a rookie tight end (12).

★ ★ ★ ROOKIE TE RECORDS ★ ★ ★

Gronkowski finished 2010 with 10 touchdowns to establish a record for most touchdown catches by a rookie tight end in Patriots history. He became the first Patriots rookie to ever record three touchdowns in a game (at Pittsburgh, 11/14).

Gronkowski also set a Patriots rookie record for receiving touchdowns in a season and his 10 touchdowns are the highest single-season total by a Patriots tight end in franchise history. He ranks second in NFL history for touchdowns by a rookie tight end overall. Gronkowski is only the fourth Patriot with 10 or more touchdown receptions in a season, joining Randy Moss (3), Stanley Morgan (2) and Jim Colclough (1).

MOST TOUCHDOWNS BY A PATRIOTS ROOKIE TIGHT END

PLAYER	TD RECEPTIONS	YEAR
Rob Gronkowski	10	2010
Aaron Hernandez	6	2010
Don Hasselbeck	4	1977
Russ Francis	4	1975

MOST TOUCHDOWNS BY AN NFL ROOKIE TIGHT END

PLAYER	TD RECEPTIONS	YEAR
Mike Ditka (Chicago)	12	1961
Rob Gronkowski	10	2010
Junior Miller (Atlanta)	9	1980
John Mackey (Baltimore)	7	1963
Raymond Chester (Oakland)	7	1970
Eric Green (Pittsburgh)	7	1990

MOST TOUCHDOWNS BY A ROOKIE PATRIOTS TIGHT END

PLAYER	TD RECEPTIONS	YEAR
Rob Gronkowski	10	2010
Ben Coates	9	1996

MOST TOUCHDOWNS BY A TIGHT END IN 2010

Rank	Player	TDs
1t.	Rob Gronkowski (NE)	10
1t.	Antonio Gates (San Diego)	10
1t.	Marcedes Lewis (JAC)	10
4	Jason Witten (DAL)	9
5	Vernon Davis (SF)	7
6t.	Aaron Hernandez (NE)	6
6t.	Tony Gonzalez (ATL)	6

★ Named to the *USA Today* All-Joe Team.

★ Became the fourth Patriots player all-time to record 10 or more touchdown receptions in a season, joining Randy Moss (three times), Stanley Morgan (twice) and Jim Colclough (once).

★ His 42 receptions were the second most receptions by a rookie tight end in Patriots history, trailing the 45 that fellow rookie tight end Aaron Hernandez set in 2010. His 546 receiving yards rank third all-time by a Patriots rookie tight end behind Russ Francis' 636 yards in 1975 and Hernandez's 563 yards in 2010.

★ Played in and started his first NFL game in the season opener vs. Cincinnati (9/12) and scored his first career touchdown on his first career catch, a 1-yard touchdown pass from Tom Brady in the fourth quarter.

★ Became the first Patriots rookie to catch three touchdown passes in a game at Pittsburgh (11/14). He finished with 72 yards on five catches, scoring on a 19-yard touchdown pass from Tom Brady in the first quarter, a 9-yard pass in the third quarter and a 25-yarder in the fourth quarter against the Steelers.

★ Posted his second multiple-touchdown game of his career with two touchdowns at Buffalo (12/26).



★ ★ ★ HONORS & AWARDS ★ ★ ★

2011

AFC Pro Bowl
Associated Press All-Pro
Sporting News All-Pro
Sports Illustrated All-Pro
AFC Offensive Player of the Week (Wk 14)

2010

USA Today All-Joe Team
Pepsi Rookie Player of the Week (Wk. 14 at Chicago)
Pepsi Rookie Player of the Week (Wk. 17 vs. Miami)

★ Registered his first 100-yard receiving game vs. Miami (1/2), totaling a career-high 102 yards on six receptions, including a career-long 28-yard reception.

COLLEGE

★ Gronkowski became the Wildcats' most dangerous weapon during his short time at Arizona.

★ In just 22 games at Arizona, he shattered all of the school's receiving records for tight ends, including career, season and game marks.

★ In two seasons at Arizona, Gronkowski registered more receptions, receiving yards, and touchdown catches than any other tight end in school history.

★ His 75 receptions and 1,197 yards surpassed previous career records held by Mark Keel.

★ Honors and Awards (2009): Named to the Watch Lists for the Maxwell Award (nation's most outstanding player), John Mackey Award (nation's most outstanding tight end), and the Rotary Lombardi Award.

★ Missed the entire 2009 season after undergoing back surgery.

★ Honors and Awards (2008): First-team All-Pac-10 Conference choice by the league's coaches and media, adding third-team All-American honors from the Associated Press, Named to the Watch List for the John Mackey Award, given annually to the nation's most outstanding tight end. Selected John Mackey Tight End of the Week twice (vs. Washington, at Oregon).

★ Set new season records for Arizona tight ends in receptions, receiving yards, and touchdowns as a sophomore.

★ Honors and Awards (2007): Freshman All-American selection by *The Sporting News* and *Rivals.com* in 2007, TSN freshman All-Pac-10 Conference and honorable mention All-Pac-10 from the league's coaches.

PERSONAL

★ Born May 14, 1989, the son of Diane and Gordon Gronkowski.

★ Has four brothers, Gordie, Dan, Chris, and Glenn.

★ His father Gordon owns a string of national fitness retail outlets and lettered as an offensive guard at Syracuse (1977-81).

★ Athleticism runs in the family, as brother Gordie was selected in the 49th-round of the 2006 Major League Baseball draft by the Los Angeles Angels.

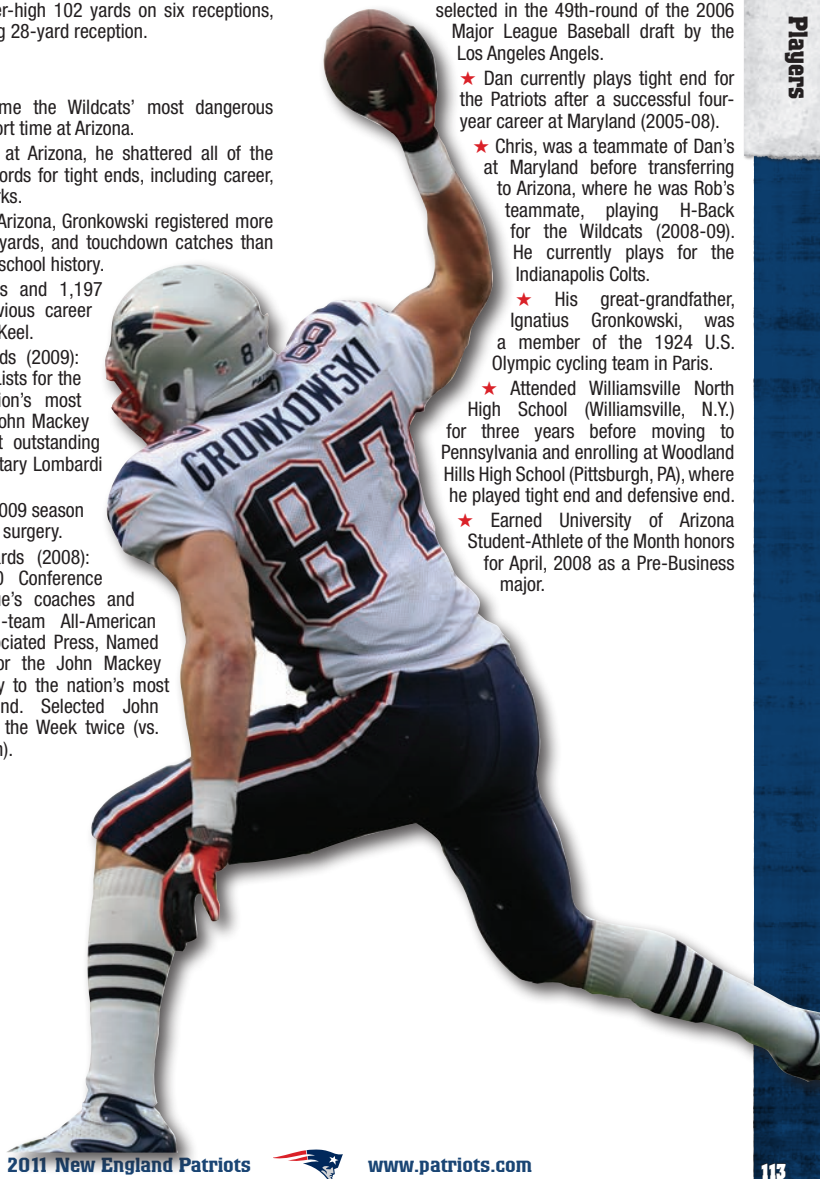
★ Dan currently plays tight end for the Patriots after a successful four-year career at Maryland (2005-08).

★ Chris, was a teammate of Dan's at Maryland before transferring to Arizona, where he was Rob's teammate, playing H-Back for the Wildcats (2008-09). He currently plays for the Indianapolis Colts.

★ His great-grandfather, Ignatius Gronkowski, was a member of the 1924 U.S. Olympic cycling team in Paris.

★ Attended Williamsville North High School (Williamsville, N.Y.) for three years before moving to Pennsylvania and enrolling at Woodland Hills High School (Pittsburgh, PA), where he played tight end and defensive end.

★ Earned University of Arizona Student-Athlete of the Month honors for April, 2008 as a Pre-Business major.



★ ★ ★ ★ ★ ROB GRONKOWSKI ★ ★ ★ ★ ★

Pos: TE Ht: 6-6 Wt: 265 Year: 2 Acq: D2a-10 (42nd) College: Arizona Born: 5/14/89

REGULAR SEASON			RECEIVING				
Year	Team	G/S	Rec	Yds	Avg	Lg	TD
2010	Patriots	16/11	42	546	13.0	28	10
2011	Patriots	16/16	90	1,327	14.7	52t	17
Totals - 2 years		32/27	132	1,873	14.2	52t	27
POSTSEASON			RECEIVING				
Year	Team	G/S	Rec	Yds	Avg	Lg	TD
2010	Patriots	1/1	4	65	16.3	37	0
2011	Patriots	3/3	17	258	15.2	28	3
Totals - 2 years		4/4	21	323	15.4	37	3

Additional Statistics: 2011 (2-yrd rushing touchdown)

★ ★ ★ ★ ★ GRONKOWSKI'S CAREER GAME-BY-GAME ★ ★ ★ ★ ★

2010	Opponent	P/S	No	Yds	Avg	Lg	TD
09/12	Cincinnati	S	1	1	1.0	1	1
09/19	at N.Y. Jets	p	1	14	14.0	14	0
09/26	Buffalo	p	3	43	14.3	21	1
10/04	at Miami	S	1	4	4.0	4	0
10/17	Baltimore	S	1	24	24.0	24	0
10/24	at San Diego	S	2	10	5.0	9	1
10/31	Minnesota	p	1	5	5.0	5	0
11/07	at Cleveland	S	4	47	11.8	22	0
11/14	at Pittsburgh	S	5	72	14.4	25t	3
11/21	Indianapolis	S	1	25	25.0	25	0
11/25	at Detroit	S	5	65	13.0	26	0
12/06	N.Y. Jets	p	1	12	12.0	12	0
12/12	at Chicago	p	5	43	8.6	15	1
12/19	Green Bay	S	1	25	25.0	25	0
12/26	at Buffalo	S	4	54	13.5	23	2
01/02	Miami	S	6	102	17.0	28	1
2010 Totals		16/11	42	546	13.0	28	10
01/16	N.Y. Jets	S	4	65	16.3	37	0
2010 Postseason		1/1	4	65	16.3	37	0



Gary
GUYTON

HT: 6-3 WT: 245

Born: 11/14/85 Exp. (NFL/Patriots): 4/4

GP/GS (Playoffs): 60/32 (2/2) Acq: FA-08

College: Georgia Tech Hometown: Hinesville, Ga.

★ ★ ★ ★ ★ LINEBACKER ★ ★ ★ ★ ★

CAREER TRANSACTIONS

Gary Guyton was signed by the Patriots as a rookie free agent on May 2, 2008.

CAREER HIGHLIGHTS

★ In 2010, recorded his first two career interceptions and his first two career defensive touchdowns, returning his first career interception 59 yards for a touchdown vs. Cincinnati (9/12/10) and returning a fumble recovery 35 yards for a touchdown at Chicago (12/12/10).

SEASONAL REVIEWS

2011 (13/6, 0/0)

- ★ Appeared in 13 games with six starts, making 46 tackles.
- ★ Was inactive for Super Bowl XLVI against the Giants (2/5), the AFC Championship against the Ravens (1/22), and the Divisional playoff game against the Broncos (1/14).
- ★ Saw time in a reserve role against the Broncos (12/18), Dolphins (12/24) and Bills (1/1).
- ★ Was active but did not play against the Redskins (12/11).
- ★ Made three tackles against the Colts (12/4).
- ★ Made two tackles in a start against the Eagles (11/27).
- ★ Started and made five tackles against the Chiefs (11/21).
- ★ Was active but did not play against the Jets (11/13).
- ★ Made five tackles in a reserve role against the Giants (11/6).



EXTRA POINTS

- ★ The only undrafted rookie to make the Patriots' opening day roster in 2008, he went on to play in 14 games with two starts, becoming the first undrafted rookie linebacker to start for the Patriots under Belichick.
- ★ Gary had the fastest time in the 40-yard dash by a linebacker at the 2008 NFL Scouting Combine.

- ★ Recorded his third career interception and set up the Patriots' first points of the game when he picked off a Ben Roethlisberger pass and returned it 17 yards to the Pittsburgh eight-yard line. Added three tackles (10/30).
- ★ Made nine tackles in a start against the Cowboys (10/16).
- ★ Started at middle linebacker in place of the injured Jerod Mayo, making eight tackles against the Jets (10/9).
- ★ Made five tackles in a reserve role and filled in for the injured Jerod Mayo midway through the game against the Raiders (10/2).
- ★ Recorded three tackles against the Bills (9/25).
- ★ Was inactive against the Chargers (9/18).



★ Made three tackles, including one for a loss in a start against the Dolphins (9/12).

2010 (16/8, 1/1)

★ Played in 16 games with eight starts and finished the season with 63 total tackles, a career-high 3.0 sacks, and recorded his first forced fumble and first fumble recovery - which he returned for a touchdown - as well as his first two interceptions - one of which he returned for a touchdown.

★ Started at inside linebacker vs. Cincinnati (9/12) and returned his first career interception 59 yards for a touchdown off a pick of Carson Palmer in the second quarter.

★ Was credited with his first sack of the season, in a 39-26 win at Pittsburgh (11/14), a 10-yard loss for the Steelers in the first quarter, as well as four tackles and a pass defended.

★ Picked up his second sack of the season on a fourth-quarter, five-yard sack of Shaun Hill at Detroit (11/25).

★ Returned a fumble 35 yards for a touchdown in a 36-7 win at Chicago (12/12). Also recorded his second career interception in the third quarter.

★ Forced a fumble on a three-yard sack of QB Ryan Fitzpatrick at Buffalo (12/26) that was recovered by LB Jerod Mayo at the New England 20-yard line in the first quarter.

2009 (16/16, 1/1)

★ Started all 16 games at inside linebacker and finished second on the team with 91 total tackles, 1.5 sacks and four passes defended.

★ Made a career-high 13 tackles at the N.Y. Jets (9/20).

★ Registered first sack of his career at Buffalo and then had a half a sack vs. Jacksonville in back-to-back games (12/20 & 12/27).

★ Started in the postseason game vs. Baltimore (1/10) and finished with five total tackles.

2008 (15/2)

★ Played in 14 games with two starts and recorded 26 tackles (22 solo), three passes defended, two fumble recoveries and seven special teams tackles.

★ Was the only 2008 undrafted rookie to make the Patriots' opening-day roster.

★ Made his NFL debut in the Patriots' season-opening win over Kansas City (9/7).

★ Led the team in special teams tackles with two against Miami (9/21).

★ Recovered a Patrick Ramsey fumble off of a Mike Wright strip-sack against Denver (10/20) to record his first career fumble recovery.

★ Tallied a season-high five tackles at Indianapolis (11/2).

★ Tallied two passes defended and his second fumble recovery of the season against the N.Y. Jets (11/13).

★ Matched his season high in tackles, making five stops against Pittsburgh (11/30).

★ Made his first career start in the Patriots' comeback win at Seattle (12/7) and followed by his second at Oakland (12/14).

COLLEGE

★ As a senior in 2007, finished second on the team in total tackles with 78 while starting all 13 games and had a career-high five sacks.

★ Averaged more than one tackle-for-loss per game (1.04).

★ As a junior in 2006, totaled 29 tackles while making 12 starts at outside linebacker.

★ Contributed a key 38-yard fumble return for a touchdown in a win at Virginia Tech.

★ As a sophomore in 2005, made 19 tackles, one sack and one pass defended.

★ As a freshman in 2004, saw action in 12 games on special teams.

PERSONAL

★ Gary Guyton, Jr. was born the son of Janice and Gary Guyton on Nov. 14, 1985.

★ Three-year letterman at Bradwell Institute (Hinesville, Ga.).

★ Named *Atlanta Journal Constitution's* Georgia Top 50.

★ Compiled 56 tackles, three sacks, three fumble recoveries, five passes defended and a blocked kick as a senior.


★ Tallied a career-high 59 tackles as a junior.

★ Majored in management at Georgia Tech.

Players

REGULAR SEASON			TACKLES					INTERCEPTIONS						MISCELLANEOUS				
Year	Team	G/S	TT	UT	A	S	Yds	No	Yds	Avg	Lg	TD	PD	FF	FR	Yds	TD	SpT
2008	Patriots	15/2	26	22	4	0.0	0.0	0	0	0.0	0	0	3	0	2	7	0	8
2009	Patriots	16/16	91	49	42	1.5	10.0	0	0	0.0	0	0	4	0	0	0	0	0
2010	Patriots	16/8	63	43	20	3.0	18.0	2	72	36.0	59t	1	6	1	1	35	1	3
2011	Patriots	13/6	46	33	13	0.0	0.0	1	17	17.0	17	0	1	0	0	0	0	0
Totals - 4 years		60/32	226	147	79	4.5	28.0	3	89	29.7	59t	1	14	1	3	35	1	11
POSTSEASON			TACKLES					INTERCEPTIONS						MISCELLANEOUS				
Year	Team	G/S	TT	UT	A	S	Yds	No	Yds	Avg	Lg	TD	PD	FF	FR	Yds	TD	SpT
2009	Patriots	1/1	4	2	2	0	0	0	0	0.0	0	0	0	0	0	0	0	0
2010	Patriots	1/1	4	4	0	0	0	0	0	0.0	0	0	0	0	0	0	0	0
2011	Patriots	0/0	Inactive															
Totals - 3 years		2/2	8	6	2	0	0	0	0	0.0	0	0	0	0	0	0	0	0

2008	Opponent	P/S	TT	UT	A	S	Yds	I	Yds	PD	FF	FR	SpT	
09/07	Kansas City	p	0	0	0	-	-	-	-	-	-	-	-	
09/14	at N.Y. Jets	p	1	1	0	-	-	-	-	-	-	-	-	
09/21	Miami	p	1	1	0	-	-	-	-	-	-	-	2	
10/05	at San Francisco	p	2	2	0	-	-	-	-	-	-	-	1	
10/12	at San Diego	p	0	0	0	-	-	-	-	-	-	-	-	
10/20	Denver	p	2	2	0	-	-	-	-	-	1	1	-	
10/26	St. Louis	p	2	2	0	-	-	-	-	-	-	-	-	
11/02	at Indianapolis	p	5	4	1	-	-	-	-	-	-	-	1	
11/09	Buffalo	p	1	1	0	-	-	-	-	-	-	-	-	
11/13	N.Y. Jets	p	1	0	1	-	-	-	-	2	-	1	1	
11/23	at Miami	p	3	2	1	-	-	-	-	-	-	-	-	
11/30	Pittsburgh	p	5	4	1	-	-	-	-	-	-	-	-	
12/07	at Seattle	S	2	2	0	-	-	-	-	1	-	-	1	
12/14	at Oakland	S	1	1	0	-	-	-	-	-	-	-	-	
2/21	Arizona	P	0	0	0	-	-	-	-	-	-	-	-	
12/28	at Buffalo						Did Not Play							
2008 Totals			15/2	26	22	4	0.0	0.0	0	0	3	0	2	7
2009	Opponent	P/S	TT	UT	A	S	Yds	I	Yds	PD	FF	FR	SpT	
09/14	Buffalo	S	4	3	1	-	-	-	-	-	-	-	-	
09/20	at N.Y. Jets	S	13	7	6	-	-	-	-	-	-	-	-	
09/27	Atlanta	S	6	1	5	-	-	-	-	-	-	-	-	
10/04	Baltimore	S	5	5	0	-	-	-	-	1	-	-	-	
10/11	at Denver	S	6	4	2	-	-	-	-	-	-	-	-	
10/18	Tennessee	S	3	1	2	-	-	-	-	-	-	-	-	
10/25	at Tampa Bay	S	3	2	1	-	-	-	-	-	-	-	-	
11/08	Miami	S	4	3	1	-	-	-	-	-	-	-	-	
11/15	at Indianapolis	S	8	7	1	-	-	-	-	1	-	-	-	
11/22	N.Y. Jets	S	7	1	6	-	-	-	-	-	-	-	-	
2009 Totals			16/8	63	43	20	3.0	18.0	2	72	6	1	1	3
2010	Opponent	P/S	TT	UT	A	S	Yds	I	Yds	PD	FF	FR	SpT	
09/12	at Cincinnati	S	1	1	0	-	-	1	59	1	-	-	1	
09/19	N.Y. Jets	p	1	1	0	-	-	-	-	-	-	-	-	
09/26	at Buffalo	p	5	4	1	-	-	-	-	-	-	-	-	
10/04	Miami	p	4	2	2	-	-	-	-	-	-	-	-	
10/17	at Baltimore	p	2	2	0	-	-	-	-	-	-	-	-	
10/24	San Diego	p	7	6	1	-	-	-	-	-	-	-	-	
10/31	at Minnesota	p	0	0	0	-	-	-	-	-	-	-	-	
11/07	at Cleveland	p	1	0	1	-	-	-	-	-	-	-	-	
11/14	Pittsburgh	p	4	3	1	1.0	10.0	-	-	-	1	-	-	
11/21	at Indianapolis	S	8	6	2	-	-	-	-	-	-	-	-	
11/25	Detroit	S	8	7	1	1.0	5.0	-	-	-	1	-	-	
12/06	at N.Y. Jets	S	2	1	1	-	-	-	-	-	-	-	-	
12/12	Chicago	S	7	4	3	-	-	1	13	1	-	1	-	



Aaron HERNANDEZ

81

HT: 6-1 WT: 245

Born: 11/6/89

Exp. (NFL/Patriots): 2/2

GP/GS (Playoffs): 28/19 (4/3) Acq: D4-10 (113th)

College: Florida **Hometown:** Bristol, Conn.

★ ★ ★ **TIGHT END** ★ ★ ★

Aaron Hernandez was drafted by the New England Patriots in the fourth round (113th overall) of the 2010 NFL Draft.

★ His 45 receptions in 2010 set a franchise record for most receptions by a rookie tight end, passing Greg Baty's previous rookie tight end record of 37 receptions in 1986.

- ★ His 563 receiving yards in 2010 rank second all-time by a Patriots rookie tight end behind Russ Francis (636 yards in 1975).



★ His brother D.J. is a football coach at Brown University.

- ★ Hernandez grew up a Patriots fan in Bristol, Conn. Drew Bledsoe was his favorite player as a child.



SEASONAL REVIEWS

2011 (14/12, 3/2)

★ Bested his six touchdowns in 2010, finishing with seven touchdowns on the season and catching 79 passes for 910 yards.

★ Tallied a team-high eight receptions for 67 yards and one touchdown against the Giants in Super Bowl XLVI (2/5).

★ Led the team with seven receptions for 66 yards and added three carries for nine yards against the Ravens in the AFC Championship game (1/22).

★ Started at tight end and snared four receptions for 55 yards with a 17-yard touchdown grab in the Divisional playoff game against the Broncos (1/14). Led the team with 61 rushing yards on five carries, including a 43-yard scamper on the Patriots first possession of the game.

★ Recorded a career-long 19-yard rush, and caught seven passes for a career-high 138 yards (19.7 avg.) against the Bills, including a 39-yard touchdown pass from Brady that put Brady over 5,000 yards on the season (1/1).

★ Caught four passes for 36 yards and carried the ball once for a gain of a yard in a start against the Dolphins (12/24).

★ Set a career high with 9 receptions for 129 yards and one touchdown, including a season-long 46-yard reception, against the Broncos (12/18). Added an 16-yard rush.

★ Started against the Redskins, making five catches for 84 yards (16.8 avg.), including a 29-yard reception (12/11).

★ Made seven catches for 43 yards against the Colts (12/4).

★ Made six receptions for 62 yards in a reserve role against the Eagles (11/27).

★ Caught four passes for 44 yards in a start against the Chiefs (11/21).

★ Tallied 41 yards on four receptions in a start against the Jets (11/13).

★ Caught four passes for 35 yards and one touchdown in a reserve role against the Giants (11/6).

★ Recorded two catches for nine yards and one touchdown against the Steelers (10/30).

★ Caught an eight-yard game-winning touchdown pass from Tom Brady with less than 30 seconds to go in the game. Set a then career high with eight catches for 68 yards against the Cowboys (10/16).

★ Returned to action against the Jets, catching five passes for 56 yards, including a 21-yard reception (10/9).

★ Was inactive due to injury against the Bills (9/25) and Raiders (10/2).

★ Scored in the second straight game, making seven catches for 62 yards against the Chargers (9/18).

★ Caught seven passes for 103 yards, including a 30-yard reception and one touchdown in a start against the Dolphins (9/12).

2010 (14/7, 1/1)

★ Played in 14 games with seven starts and also started in the postseason game vs. N.Y. Jets (1/16). Missed the last two games of the regular season due to injury.

★ Finished the season with 45 receptions for 563 receiving yards and six touchdowns and rushed for 47 yards on three carries. His 45 receptions set a franchise record for most receptions by a rookie tight end, passing Greg Baty's previous rookie tight end record of 37 receptions in 1986. His 563 receiving yards rank second all-time by a Patriots rookie tight end behind Russ Francis (636 yards in 1975).

★ Had nine receptions of 20 yards or more, including two receptions of 40 yards or more.

★ ★ ★ STARTING BIG ★ ★ ★

Hernandez's first NFL reception was a 45-yard catch in the first quarter of the season-opener vs. Cincinnati (9/12). It is the longest reception by a Patriots rookie on his first catch since WR Tony Simmons' 47-yard reception in his debut on Oct. 15, 1998. In 2010, Hernandez had 563 receiving yards on 45 receptions, which are the most by a Patriots rookie tight end.

MOST RECEPTIONS BY A PATRIOTS ROOKIE TIGHT END

PLAYER	RECEPTIONS	YEAR
Aaron Hernandez	45	2010
Rob Gronkowski	42	2010
Greg Baty	37	1986
Russ Francis	35	1975

MOST RECEIVING YARDS BY A PATRIOTS ROOKIE TIGHT END

PLAYER	RECEPTIONS	YEAR
Russ Francis	636	1975
Aaron Hernandez	563	2010
Rob Gronkowski	546	2010
Jim Whalen	381	1965

★ Played in and started his first NFL game in the season opener vs. Cincinnati (9/12), making the first reception of his career, a 45-yard catch from Tom Brady early in the game (9/12).

★ Recorded his first 100-yard receiving game at N.Y. Jets (9/19) and led the team with 101 receiving yards on six catches, including a 46-yard reception from Tom Brady in the second quarter against the Jets, which marked his second game in a row with a catch of 40-plus yards.

★ Set the record for the longest run by a tight end in Patriots history with a 13-yard run vs. Buffalo (9/26) and then broke his own record with an 18-yard run vs. Baltimore (10/14).

★ Recorded his first two NFL touchdowns at Cleveland (11/7). He scored his first NFL touchdown on a 2-yard reception in the second quarter and then had a 1-yard touchdown in the fourth quarter.

★ Recorded his second two-touchdown game of the season vs. Green Bay (12/19), catching a two-yard touchdown pass from Tom Brady in the second quarter following Dan Connolly's 71-yard kickoff return, and a 10-yard touchdown pass to put the Patriots ahead 31-27 with 7:19 left.

COLLEGE

★ Started 27-of-40 games at Florida, catching 111 passes for 1,382 yards (12.45 ypc) and 12 touchdowns, as he also recovered an on-side kickoff.

★ His 111 receptions set the school career-record for tight ends.

★ The 2009 consensus All-American and unanimous All-Southeastern Conference first-team selection became the first player in league history to receive the John Mackey Award, given to the nation's top tight end.

★ His 68 catches in 2009 broke the Florida tight end season-record of 55 grabs by Kirk Kirkpatrick in 1990 and his 850 aerial yards in 2009 topped Kirkpatrick's previous UF tight end annual mark of 770 yards in 1990.

★ The only other tight end to lead Florida in receptions for a season outside of Hernandez and Kirkpatrick was Ben Troupe in 2003 (39 catches), but Troupe shared that lead with receiver Kelvin Kight that campaign.

★ Nine receptions vs. Cincinnati in the 2010 Sugar Bowl.

- ★ As a junior, became the third tight end in school history to lead the team in receptions, as he also led the nation's tight ends with 68 grabs, finishing second on the team with 850 yards (12.5 ypc), as five of his catches were good for touchdowns.
- ★ Honors and Awards (2008): Sophomore All-American honorable mention by *College Football News*, All-Southeastern Conference second-team selection by *The NFL Draft Report*.
- ★ Honors and Awards (2007): Freshman All-American honorable mention by *College Football News*, SEC Fall Academic Honor Roll recognition.

PERSONAL

- ★ Born Nov. 6, 1989, the son of Terri and the late Dennis Hernandez.
- ★ Attended Bristol (Ct.) Central High School and established national high school record for yards receiving per game (180.7)

- ★ The two-time all-conference selection was named the *Hartford Courant* Player of the Year and earned first-team all-state honors after leading his team to the 2006 Central Connecticut Conference Southern Division Championship.
- ★ That year, he set Connecticut state records for receiving yards (1,807) and touchdown catches (24) in a season.
- ★ Also set a state record for most receiving yards in a game with 376 on nine catches, which rated as the seventh-best game total in national high school history, and tied a state record for career touchdown receptions with 31.
- ★ The tight end was also a standout performer on defense.
- ★ After his final season, he played for the East team in the U.S. Army All-American Bowl.
- ★ In addition to his gridiron exploits, he also lettered in basketball.
- ★ Social & behavioral sciences major.

★ ★ ★ ★ ★ AARON HERNANDEZ ★ ★ ★ ★ ★

Pos: TE Ht: 6-1 Wt: 245 Year: 2 Acq: D4-10 (113th) College: Florida Born: 11/6/89

REGULAR SEASON			RECEIVING					RUSHING				
Year	Team	G/S	Rec	Yds	Avg	Lg	TD	NO	Yds	Avg	Lg	TD
2010	Patriots	14/7	45	563	12.5	46	6	3	47	15.7	18	0
2011	Patriots	14/12	79	910	11.5	46	7	5	45	9.0	19	0
Totals - 2 years		28/19	124	1,473	11.9	46	13	8	92	11.5	19	0
Additional Statistics: Pass defended (2010)												
REGULAR SEASON			RECEIVING					RUSHING				
Year	Team	G/S	Rec	Yds	Avg	Lg	TD	NO	Yds	Avg	Lg	TD
2010	Patriots	1/1	1	4	4.0	4	0	0	0	0.0	0	0
2011	Patriots	3/3	19	188	9.9	20	2	8	70	8.8	43	0
Totals - 2 years		4/3	20	192	9.6	20	2	8	70	8.8	43	0

★ ★ ★ ★ ★ HERNANDEZ'S CAREER GAME-BY-GAME ★ ★ ★ ★ ★

		Receiving							Rushing				
2010	Opponent	P/S	No	Yds	Avg	Lg	TD		No	Yds	Avg	Lg	TD
09/12	Cincinnati	S	1	45	45.0	45	0		0	0	0.0	0	0
09/19 at	N.Y. Jets	S	6	101	16.8	46	0		0	0	0.0	0	0
09/26	Buffalo	S	6	65	10.8	25	0		1	13	13.0	13	0
10/04 at	Miami	P	5	29	5.8	10	0		0	0	0.0	0	0
10/17	Baltimore	S	4	61	15.3	30	0		1	18	18.0	18	0
10/24 at	San Diego	S	5	54	10.8	24	0		0	0	0.0	0	0
10/31	Minnesota	S	2	33	16.5	27	0		0	0	0.0	0	0
11/07 at	Cleveland	P	5	48	9.6	22	2		0	0	0.0	0	0
11/14 at	Pittsburgh	P	0	0	0.0	0	0		0	0	0.0	0	0
11/21	Indianapolis	P	1	8	8.0	8	1		0	0	0.0	0	0
11/25 at	Detroit	P	1	18	18.0	18	0		0	0	0.0	0	0
12/06	N.Y. Jets	S	3	51	17.0	35	1		0	0	0.0	0	0
12/12 at	Chicago	P	2	19	9.5	14	0		0	0	0.0	0	0
12/19	Green Bay	P	4	31	7.8	13	2		1	16	16.0	16	0
12/26 at	Buffalo				Inactive						Inactive		
01/02	Miami				Inactive						Inactive		
2010 Totals		14/7	45	563	12.5	46	6		3	47	15.7	18	0
01/16	N.Y. Jets	S	1	4	4.0	4	0		0	0	0.0	0	0
2010 Postseason		1/1	1	4	4.0	4	0		0	0	0.0	0	0



Kyle HIX

HT: 6-7 WT: 325
 Born: 09/23/1988 Exp. (NFL/Patriots): Rookie
 GP/GS (Playoffs): 0/0 (0/0) Acq: FA-11
 College: Texas Hometown: Aledo, Texas

69

★ ★ ★ OFFENSIVE LINE ★ ★ ★

CAREER TRANSACTIONS

Kyle Hix was signed by the Patriots as a rookie free agent on July 27, 2011 ... Placed on injured reserve (8/7/11).

SEASONAL REVIEWS

2011 (0/0, 0/0)

★ Placed on injured reserve with a shoulder injury on Aug. 7, 2011.

COLLEGE

★ A four-year offensive lineman at Texas, who played in 51 games with 39 total starting assignments.
 ★ Started 28 games at right tackle and 11 at left tackle.

★ Helped Texas average 427.5 yards per game and 35.5 points per game during his three seasons as a starter.

★ Started as a sophomore and a junior at right tackle before moving to left tackle as a senior in 2010.

★ As a true freshman in 2007, played in all 13 games, including a start in the Holiday Bowl against Arizona State.

PERSONAL

★ Born Sept. 23, 1988 in St. Aledo, Texas.

★ In addition to football, played basketball and went to the regional finals in track for both shot put and discus.

★ Majored in Corporate Communications.



Brian HOYER

HT: 6-2 WT: 215
 Born: 10/13/85 Exp. (NFL/Patriots): 3/3
 GP/GS (Playoffs): 13/0 (0/0) Acq: FA-09
 College: Michigan State Hometown: North Olmsted, Ohio

8

★ ★ ★ QUARTERBACK ★ ★ ★

CAREER TRANSACTIONS

Brian Hoyer was signed by the Patriots as a rookie free agent on April 30, 2009.

SEASONAL REVIEWS

2011 (3/0, 0/0)

★ Was active for all 16 games and saw time in three.


★ Was active but did not play in the Super Bowl XLVI against the Giants (2/5), the AFC Championship against the Ravens (1/22), or the Divisional playoff game against the Broncos (1/14).

★ Saw time at the end of the Bills game, completing his first pass of the season, a 22-yard pass to Rob Gronkowski that gave him the NFL single season record for receiving yards by a tight end.

★ Played briefly at the end of the game against the Colts (12/4), but did not attempt any passes.

★ Saw his first action of the year, entering the game briefly in the fourth quarter against the Eagles (11/27).

★ Was active but did not play against the Dolphins (9/12), Chargers (9/18), Bills (9/25), Raiders (10/2), Jets (10/9), Cowboys (10/16), Steelers (10/30), Giants (11/6), Jets (11/13), Chiefs (11/21), Redskins (12/11), Broncos (12/18) and Dolphins (12/24).



EXTRA POINTS

★ Grew up in Cleveland and was a fan of the Cleveland Browns. He was five years old when Coach Belichick was named head coach of the Browns and nine years old when the Browns defeated the Patriots in the playoffs in 1994.

2010 (5/0)

★ Spent the season as the backup quarterback, seeing action in five games.

★ Finished the season with seven completions for 122 yards, including a 42-yard touchdown pass to Brandon Tate in the third quarter vs. Miami (1/2), Hoyer's first NFL touchdown.

★ Was active but did not play in 11 games. Played briefly at the end of the game at Miami (10/4), at Cleveland (11/7), at Chicago (12/12) and at Buffalo (12/26).

★ Saw significant playing time vs. Miami (1/2), taking the field briefly in the second quarter and then for the majority of the second half. Completed 7-of-13 passes for 122 yards, including a 42-yard touchdown pass to Tate in the third quarter.

2009 (5/0, 0/0)

- ★ Earned the backup quarterback duties during training camp in a battle with Kevin O'Connell, Matt Gutierrez and Andrew Walter.
- ★ Played in five games in reserve duty and completed 19 of his 27 pass attempts for 142 yards and had 10 carries for 25 yards with one touchdown.
- ★ Played in his first game in the Patriots' 59-0 win vs. Tennessee (10/18), entering the game in the third quarter. Completed 9-of-11 pass attempts for 52 yards and scored on a one-yard touchdown run. Completed his first NFL pass to Julian Edelman for a 16-yard gain in the third quarter.
- ★ Played in reserve at Tampa Bay (10/25) in a 35-7 win at London's Wembley Stadium.
- ★ Entered the game for the final series of the Patriots' loss at New Orleans (11/30).
- ★ Saw action in the fourth quarter of the Patriots 35-7 AFC East clinching game vs. Jacksonville (12/27).
- ★ Saw his most extensive playing time of the season at Houston (1/3) in the regular-season finale, seeing action in the second quarter and fourth quarter and completing 8-of-12 passes for 71 yards.
- ★ Dressed but did not play in the postseason game vs. Baltimore (1/10).

COLLEGE

- ★ As a senior in 2008, threw for 2,404 yards and nine touchdowns.
- ★ Finished his career ranked among Michigan State's career leaders in pass attempts (second –

8 9 6) ,

passing yards (third – 6,159), pass completions (third – 500), touchdown passes (sixth – 35).

- ★ As a junior in 2007, completed 223-of-376 throws for 2,725 yards, 20 touchdowns and 11 interceptions.

- ★ Honorable mention All-Big Ten selection.

PERSONAL

- ★ Born the son of Julie and Axel Hoyer on Oct. 13, 1985.
- ★ Was a two-year starter for Coach Chuck Kyle at St. Ignatius High School in Cleveland.
- ★ Associated Press Division I honorable mention all-state selection as a senior while completing 158-of-281 throws for 2,570 yards, 21 touchdowns in 2003.

- ★ Connected on 131-of-263 passes for 2,130 yards, 18 touchdowns in 2002.

- ★ Also competed in baseball as a pitcher, infielder and outfielder.

- ★ Compiled an 8-1 record with a 1.99 ERA as a sophomore while leading St. Ignatius to the 2002 Division I state championship.

- ★ Earned a bachelor's degree in interdisciplinary studies in social science – community relations from Michigan State.

- ★ Married to wife, Lauren.

★ ★ ★ ★ ★ **BRIAN HOYER** ★ ★ ★ ★ ★

Pos: QB Ht: 6-2 Wt: 215 lbs Year: 3rd Acq: FA-09 College: Michigan State Born: 10/13/85

REGULAR SEASON			PASSING STATISTICS											
Year	Team	G/S	Att	Cmp	Yds	Yds/Att	Pct	TD	TD %	Int	Int %	Lg	Sacks	Rating
2009	Patriots	5/0	27	19	142	5.3	70.4	0	0.0	0	0.0	17	2/18	82.6
2010	Patriots	5/0	15	7	122	17.4	46.7	1	6.7	1	6.7	42t	0/0	69.3
2011	Patriots	3/0	1	1	22	22.0	100.0	0	0.0	0	0.0	22	0/0	118.8
Totals - 2 years		13/0	43	27	286	6.7	62.8	1	2.3	1	2.3	42t	2/18	80.2

POSTSEASON		PASSING STATISTICS												
Year	Team	G/S	Att	Cmp	Yds	Yds/Att	Pct	TD	TD %	Int	Int %	Lg	Sacks	Rating
2009	Patriots	0/0	0	0	0	0/0	0.0	0	0.0	0	0.0	0	0/0	---
2010	Patriots	0/0	0	0	0	0/0	0.0	0	0.0	0	0.0	0	0/0	---
2011	Patriots	0/0	0	0	0	0/0	0.0	0	0.0	0	0.0	0	0/0	---
Totals - 3 years		0/0	0	0	0	0/0	0.0	0	0.0	0	0.0	0	0/0	---

REGULAR SEASON		RUSHING					FUMBLES			POSTSEASON		RUSHING					FUMBLES		
Year	Team	G/S	No	Yds	Avg	Lg	TD	No	Lost	Year	Team	G/S	No	Yds	Avg	Lg	TD	No	Lost
2009	Patriots	5/0	10	25	2.5	20	1	0	0	2009	Patriots	0/0	0	0	0.0	0	0	0	0
2010	Patriots	5/0	10	-8	-0.8	1	0	0	0	2010	Patriots	0/0	0	0	0.0	0	0	0	0
2011	Patriots	3/0	4	-3	-0.8	-1	0	0	0	2011	Patriots	0/0	0	0	0.0	0	0	0	0
Totals - 3 years		13/0	24	14	0.6	20	1	0	0	Totals - 3 years		0/0	0	0	0.0	0	0	0	0





James
IHEDIGBO

44

HT: 6-1 WT: 214

Born: 12/3/1983 Exp. (NFL/Patriots): 5/1

GP/GS (Playoffs): 53/12 (9/3) Acq: FA-11

College: Massachusetts Hometown: Northampton, Mass.



SAFETY



PRONOUNCED ee-HEAD-dee-bow

CAREER TRANSACTIONS

James Ihedigbo was signed by the Patriots as a free agent on Aug. 19, 2011 ... Originally signed by the New York Jets as a rookie free agent (5/15/07) ... Waived by the Jets (8/20/07) ... Signed by the Jets to the practice squad (9/3/08) ... Signed by the Jets to the 53-man roster from the practice squad (10/29/08).

SEASONAL REVIEWS

2011 (16/12, 3/3)

- ★ Started 12-of-16 games, finishing the season with 72 tackles (50 solo).
- ★ Made five tackles in a start against the Giants in Super Bowl XLVI (2/5).
- ★ Sacked Joe Flacco for a 12-yard loss on a third quarter third-and-eight in the red zone, forcing a Ravens field goal. Added eight tackles in a start in the AFC Championship game (1/22).
- ★ Started at safety and made seven tackles in the Divisional playoff game against the Broncos (1/14).
- ★ Made one tackle in a start against the Bills (1/1).
- ★ Made eight tackles in a start against the Dolphins (12/24).
- ★ Contributed seven tackles in a start against the Broncos (12/18).
- ★ Recorded four tackles in a start against the Redskins (12/11).
- ★ Made five tackles in a start against the Colts (12/4).
- ★ Tallied six tackles and a pass defended in a start against the Eagles (11/27).
- ★ Made five tackles in a start against the Chiefs (11/21).
- ★ Made a career-high eight tackles in a start against the Jets (11/13).
- ★ Recorded four tackles in a start against the Giants (11/6).
- ★ Made seven solo tackles in a start against the Steelers (10/30).
- ★ Started at safety for the second game in a row, making seven tackles. Combined with Kyle Arrington to break up a Tony Romo pass on third down in the fourth quarter in Patriots territory, forcing a Cowboys punt (10/16).
- ★ Started his first career game, making seven tackles against the Jets (10/9).
- ★ Saw time on defense and special teams, making one tackle and one special teams tackle against the Raiders (10/2).
- ★ Recorded one special teams tackle against the Bills (9/25).
- ★ Made two tackles in a reserve role against the Chargers (9/18).



EXTRA POINTS

- ★ Received the nickname "Dig" while in college at UMass after his teammates had trouble pronouncing his last name and shortened it to "Dig."
- ★ Saw time on special teams against the Dolphins in his first game as a Patriot (9/12).
- ★ Played in 14 regular season games and three postseason games for the Jets.
- ★ Finished with 22 total tackles on defense, 3.0 sacks and one fumble recovery.
- ★ Finished second on the team with a career-high 27 special teams tackles.
- ★ Played in three postseason games, finishing with three total tackles and one special teams tackle.
- ★ Played in 15 games in the regular season and three postseason games for the Jets.
- ★ Recorded 19 tackles on defense, 2.0 sacks and one forced fumble as a contributor to the Jets' number one ranked defense.
- ★ Led the Jets with 26 special teams tackles.
- ★ Garnered playing time in all three postseason games and finished with six tackles as well as 10 special teams tackles.
- ★ Registered his first NFL sack, dropping Tampa Bay's QB Josh Freeman for a 4-yard loss at Tampa Bay (12/13).

2009 (15/0, 3/0 – New York Jets)

- ★ Was waived by the Jets following training camp before being signed to the practice squad on Sept. 3.
- ★ Was signed from the practice squad to the 53-man roster on Oct. 29.
- ★ Played in eight games and finished with 8 total tackles on defense and 11 special teams tackles.
- ★ Played in his first NFL regular-season game at Buffalo (11/1).

2007 (0/0 – New York Jets)

- ★ Spent his rookie season on injured reserve with an arm injury.

COLLEGE

- ★ A former walk-on turned three-year starter at UMass, who served as the team captain his senior season.



★ Recorded 251 total tackles, 12.5 sacks and eight interceptions and 19 passes defended in his college career.

★ Named Walter Camp All-American, College Sporting News All-Star and Atlantic-10 First Team defensive back his senior season.

★ Recorded 74 total tackles and four interceptions as a true freshman.

PERSONAL

★ Born Dec. 3, 1983 in Northampton, Mass.

★ His parents moved to the United States 30 years ago from Nigeria and both received their doctorates from the University of Massachusetts.

★ Has three brothers, Emeka, Nate and David and one sister, Onyi.

★ Majored in Sociology at UMass.

★ ★ ★ ★ ★ JAMES IHEDIGBO ★ ★ ★ ★ ★

Pos: S Ht: 6-1 Wt: 214 Year: 5th Acq: FA-11 College: Massachusetts Born: 12/3/83

REGULAR SEASON			TACKLES					INTERCEPTIONS						MISCELLANEOUS					
Year	Team	G/S	TT	UT	A	S	Yds	No	Yds	Avg	Lg	TD	PD	FF	FR	Yds	TD	SpT	
2007	Jets							Injured Reserve											
2008	Jets	8/0	8	3	5	0.0	0.0	0	0	0	0	0	0	0	0	0	0	11	
2009	Jets	15/0	19	12	7	2.0	11.0	0	0	0	0	0	0	1	0	0	0	26	
2010	Jets	14/0	22	21	1	3.0	21.0	0	0	0	0	0	0	0	1	0	0	27	
2011	Patriots	16/12	71	50	21	0.0	0.0	0	0	0	0	0	1	0	0	0	0	4	
Totals - 5 Years		53/12	120	86	34	5.0	32.0	0	0	0	0	0	1	1	1	0	0	68	
POSTSEASON			TACKLES					INTERCEPTIONS						MISCELLANEOUS					
Year	Team	G/S	TT	UT	A	S	Yds	No	Yds	Avg	Lg	TD	PD	FF	FR	Yds	TD	SpT	
2009	Jets	3/0	6	6	0	0.0	0	0	0	0.0	0	0	0	0	0	0	0	10	
2010	Jets	3/0	3	2	1	0.0	0	0	0	0.0	0	0	0	0	0	0	0	1	
2011	Patriots	3/3	20	10	10	1.0	12.0	0	0	0.0	0	0	0	0	0	0	0	0	
Totals - 3 Years		9/3	26	13	13	1.0	12.0	0	0	0.0	0	0	0	0	0	0	0	11	



**Nate
JONES**

23

HT: 5-10 WT: 185

Born: 6/15/1982 Exp. (NFL/Patriots): 8/1

GP/GS (Playoffs): 106/11 (4/0) Acq: FA-11

College: Rutgers Hometown: Scotch Plains, N.J.

★ ★ ★ DEFENSIVE BACK ★ ★ ★

CAREER TRANSACTIONS

Nate Jones was signed by the Patriots as a free agent on November 30, 2011 ... Originally drafted by the Dallas Cowboys in the seventh round (205th overall) of the 2004 NFL Draft ... Released by Dallas (9/18/07) ... Signed by Dallas (9/20/07) ... Signed by Miami as an unrestricted free agent from Dallas (3/14/08) ... Signed by Denver as an unrestricted free agent from Miami (3/5/10) ... Released by Denver (8/29/11) ... Signed by Miami (9/20/11) ... Released by Miami (10/5/11).

SEASONAL REVIEWS

2011 (5/1, 1/0)

★ Was signed to the team in late November, appearing in five games with one start. Finished with 19 tackles.

★ Was active but did not play in Super Bowl XLVI against the Giants (2/5).

★ Played in a reserve role against the Ravens in the AFC Championship game, making one tackle (1/22).

★ Was inactive for the Divisional playoff game against the Broncos (1/14).

★ Made four tackles in a reserve role against the Bills (1/1).

★ Played in a reserve role, making three tackles against the Dolphins (12/24).

★ Made one tackle in a reserve role against the Broncos (12/18).

★ Made two tackles in a reserve role against the Redskins (12/11).

★ Played and started his first game as a Patriot, recording nine tackles and a pass defended against the Colts (12/4).

2011 (2/0 – Miami)

★ Went to training camp with Denver but was released on Aug. 29.

★ Signed by Miami on Sept. 20 and played in two games before being released on Oct. 5.

★ Registered one solo tackle in his two games with the Dolphins.

2010 (16/3 – Denver)

★ Played in 16 games with three starts with Denver, one at cornerback and two at safety.

★ Finished with 51 tackles and three passes defended.

★ Also added three special teams tackles.

2009 (16/5 – Miami)

★ Played in 16 games with five starts and finished with 35 total tackles, 1.0 sacks, two interceptions, 10 passes defended and two forced fumbles.

★ Also registered a personal best 19 special teams tackles.

2008 (16/1, 1/0 – Miami)

★ Played in 16 games with one start and finished with 15 total tackles, a career-best 3.0 sacks, one interception, one pass defended, one fumble recovery and nine special teams tackles.

★ Recorded his first career interception at Kansas City (12/21).

★ Played in the AFC Wild Card game vs. Baltimore (1/4) and made one tackle.

2007 (15/0, 1/0 – Dallas)

★ Played in 15 games and finished with 18 total tackles, 1.0 sack, one forced fumble and eight special teams tackles.

★ Also returned six kickoffs for 122 yards.

★ Saw action in an NFC Divisional playoff game vs. the New York Giants (1/13)

2006 (4/0, 1/0 – Dallas)

★ Played in four games and totaled eight tackles on defense and two special teams tackles.

★ Played in an NFC Wild Card game at Seattle (1/6) and posted one special teams tackle.

2005 (16/0 – Dallas)

★ Played in all 16 games and finished with two defensive tackles, while placing second on the Cowboys with 13 special teams tackles.

2004 (16/1 – Dallas)

★ Played in 16 games with one start and finished with 32 total tackles, 1.0 sack, two passes defended and two special teams tackles.

★ Also returned two kicks for 43 yards.

★ Recorded the first sack of his career vs. Detroit (10/31).

COLLEGE

★ Played four years at Rutgers and finished his career with 219 total tackles, 18 passes defended, two forced fumbles and two fumble recoveries.

★ Returned 82 kickoffs for 1,902 yards with three touchdowns.

★ Also blocked three kicks.

★ Named the Big east Conference C-Special teams Player of the Year as a junior in 2002 when he had a pair of 100-yard kickoff returns.

★ Lettered on the Rutgers track team as a sprinter in 2001.

PERSONAL

★ Born June 15, 1982 in Newark, N.J.

★ Played running back and defensive back at Scotch Plains-Fanwood High School in Scotch Plains, N.J.

★ Named the Offensive Player of the Year in Union County,

★ Worked in financial management with Merrill Lynch during the 2005 offseason.

★ Earned a bachelor's degree in finance from Rutgers.

★★★★★ NATE JONES ★★★★★																			
Pos: DB Ht: 5-10 Wt: 185 Year: 8th Acq: FA-11 College: Rutgers Born: 6/15/82																			
REGULAR SEASON			TACKLES					INTERCEPTIONS					MISCELLANEOUS						
Year	Team	G/S	TT	UT	A	S	Yds	No	Yds	Avg	Lg	TD	PD	FF	FR	Yds	TD	SpT	
2004	Cowboys	16/1	32	28	4	1.0	10.0	0	0	0	0	0	2	0	0	0	0	2	
2005	Cowboys	16/0	2	1	1	0.0	0.0	0	0	0	0	0	0	0	0	0	0	13	
2006	Cowboys	4/0	8	8	0	0.0	0.0	0	0	0	0	0	0	0	0	0	0	2	
2007	Cowboys	15/0	18	15	3	1.0	2.0	0	0	0	0	0	0	1	0	0	0	8	
2008	Dolphins	16/1	15	13	2	3.0	14.0	1	0	0	0	0	1	0	1	0	0	9	
2009	Dolphins	16/5	35	30	5	1.0	8.0	2	0	0	0	0	10	2	0	0	0	19	
2010	Broncos	16/3	51	43	8	0.0	0.0	0	0	0	0	0	3	0	0	0	0	6	
2011	Dolphins	2/0	2	2	0	0.0	0.0	0	0	0	0	0	0	0	0	0	0	0	
2011	Patriots	5/1	19	12	7	0.0	0.0	0	0	0	0	0	1	0	0	0	0	0	
Totals - 8 Years		106/11	182	152	30	6.0	34	3	0	0	0	0	17	3	1	0	0	59	
POSTSEASON			TACKLES					INTERCEPTIONS					MISCELLANEOUS						
Year	Team	G/S	TT	UT	A	S	Yds	No	Yds	Avg	Lg	TD	PD	FF	FR	Yds	TD	SpT	
2006	Cowboys	1/0	0	0	0	0.0	0.0	0	0	0	0	0	0	0	0	0	0	0	
2007	Cowboys	1/0	0	0	0	0.0	0.0	0	0	0	0	0	0	0	0	0	0	0	
2008	Dolphins	1/0	1	1	0	0.0	0.0	0	0	0	0	0	0	0	0	0	0	0	
2011	Patriots	1/0	1	1	0	0.0	0.0	0	0	0	0	0	0	0	0	0	0	0	
Totals - 4 Years		4/0	2	2	0	0.0	0.0	0	0	0	0	0	0	0	0	0	0	0	



**Dan
KOPPEN**

67

HT: 6-2 WT: 296

Born: 9/12/79 Exp. (NFL/Patriots): 9/9

GP/GS (Playoffs): 121/120 (14/14) Acq: D5-03 (164th)

College: Boston College Hometown: Whitehall, Pa.

PRO BOWLS SUPER BOWLS

★ ★ ★ CENTER ★ ★ ★

07 03 04

PRONOUNCED COPE-en

CAREER TRANSACTIONS

Dan Koppen was drafted by the New England Patriots in the fifth round (164th overall) of the 2003 NFL Draft ... Signed by the Patriots (7/21/03) ... Placed on injured reserve with a shoulder injury (11/15/05) ... Placed on injured reserve with a leg injury (9/21/11).

CAREER HIGHLIGHTS

- ★ Koppen has started 120 of 121 games for the Patriots over nine seasons with the club (2003-11). In his nine seasons in New England, Koppen has been a part of seven division championships, three conference titles and two Super Bowl crowns.
- ★ The Patriots have finished in the top 10 in total offense six times in his eight NFL seasons: 2004 (7), 2005 (7), 2007 (1), 2008 (5), 2009 (3) and 2010 (8).
- ★ In 2008, Koppen started every game at center as part of an offensive line that supported the best rushing season for the Patriots in more than 20 years in terms of rushing yards, rushing touchdowns and average yards per carry.
- ★ Koppen earned his first career Pro Bowl selection in 2007 and was selected to the Associated Press All-Pro Second Team. He became the third center in Patriots history to earn all-star honors, joining Damien Woody (2002) and Jon Morris (seven AFL All-Star appearances from 1964-70).
- ★ Koppen contributed to a Patriots offense that set all-time NFL records with 589 points and 75 touchdowns in 2007.
- ★ Koppen started all three games in the 2003 postseason as the offensive line did not allow a sack in the playoffs and the Patriots won Super Bowl XXXVIII.

SEASONAL REVIEWS

2011 (1/1, 0/0)

- ★ Placed on injured reserve with a leg injury (9/21).
- ★ Was inactive due to injury against the Chargers (9/18).
- ★ Started at center against the Dolphins, but left the game due to injury and did not return (9/12).

2010 (16/16, 1/1)

- ★ Started at center in all 16 games.
- ★ Part of an offensive line that helped BenJarvus Green-Ellis to become the 11th Patriots running back and the first since Corey Dillon in 2004 to eclipse the 1,000-yard mark with a career-high 1,008 yards in 2010.
- ★ Helped the Patriots become the first team in 2010 to record over 100 rushing yards (103) against a stingy Steelers defense at Pittsburgh (11/14).
- ★ Part of an offensive line that contributed to the Patriots scoring the seventh most points in a season in NFL history.



EXTRA POINTS

- ★ Now in his ninth year with the Patriots after playing for four years at Boston College, Dan, a native of Whitehall, Pa., has spent more than a third of his life playing football in the Boston area.
- ★ Dan is one of three current Patriots to start in the team's victories in Super Bowls XXXVIII and XXXIX, joining Tom Brady and Matt Light.

2009 (16/16, 1/1)

- ★ Made all 16 starts at center and was part of an offensive line that allowed the fewest sacks (18) by a Patriots line since the NFL moved to a 16-game schedule in 1978.
- ★ Contributed to a Patriots line that powered the offense to 619 net yards, setting a franchise record in a 59-0 victory vs. Tennessee (10/18).
- ★ Played on a line that helped the Patriots offense finish third in the NFL after averaging 397.3 yards per game, the second highest in team history to the 411.3 yards in total offense per game in 2007.
- ★ Started in the postseason game vs. Baltimore (1/10).

2008 (16/16)

- ★ Started every game at center as part of an offensive line that led the Patriots to 356 first downs in 2008, the second highest total in franchise history.
- ★ Was a part of the best rushing season for the Patriots in more than 20 years, totaling 2,278 rushing yards (sixth in team history and the most since 1985), 21 rushing touchdowns (tied for fourth in team history and the most since 1981) and an average of 4.4 yards per carry (fifth in team history and the best since 1983).
- ★ Helped the Patriots rank fifth in the NFL in total offense, averaging 365.4 yards per game – the third-best yards per game average in franchise history.
- ★ Helped the Patriots record a franchise-best three games with 500 or more total net yards, with the team's 530 total net yards at Miami (11/23) standing as the second highest total for any game in franchise history.
- ★ Started at center and led the charge with key blocks on a pair of 2-yard touchdown runs by Kevin Faulk at San Francisco (10/5).
- ★ Started at center and was part of an offensive line that helped the Patriots to 257 rushing yards against Denver (10/20).

★ Started at center and anchored an offensive line that helped Matt Cassel to a career-high four TD passes and led Patriots rushers to 277 yards on the ground, the team's highest single-game total since 1985, at Oakland (12/14).

2007 (15/15, 3/3)

- ★ Started at center in each of the 15 games he appeared in during the 2007 season.
- ★ Earned his first career Pro Bowl selection.
- ★ Started every game except Cleveland (10/7).
- ★ Was part of a Patriots offensive line that allowed just 21 sacks, the fewest for the franchise in 30 years.
- ★ Helped the Patriots set all-time records for points scored (589) as Tom Brady set an NFL record with 50 touchdown passes.
- ★ Started at center and led an offensive line that provided time for Tom Brady's franchise record six touchdown passes at Miami (10/21).
- ★ Started at center in Super Bowl XLII (2/3).

2006 (16/16, 3/0)

- ★ Started all 16 games and three playoff contests at center.
- ★ Helped pave the way for the Patriots to record 1,969 rushing yards, the team's second highest total in the last 18 years.
- ★ Member of an offensive line that opened holes for Patriots' rushers to gain 183 rushing yards on 41 carries against Buffalo (9/10).
- ★ Recovered a Tom Brady fumble in Patriots' territory late in the first quarter vs. Buffalo (9/10)
- ★ Against Cincinnati (10/1), member of an offensive front that opened holes for Patriots' ball carriers to gain 238 rushing yards on 41 carries, marking New England's highest team rushing total in 13 seasons.
- ★ Made the start at center and was a part of an offensive line that opened holes for Patriots' rushers to gain 145 yards on just 26 carries (5.6 yard avg.) against the N.Y. Jets (11/12).
- ★ Member of an offensive front that allowed Patriots' ball carriers to gain 171 rushing yards on just 31 carries at Tennessee (12/31).
- ★ Part of an offensive line that allowed just two sacks despite 51 pass attempts in a divisional playoff game at San Diego (1/14). San Diego entered the game as the league leader in sacks.

2005 (9/9, 0/0)

- ★ Started the first nine games of the season at center before being placed on injured reserve with a shoulder injury (11/15).
- ★ Had started 46 consecutive games at center, including the playoffs, before being placed on injured reserve.
- ★ Member of an offensive line that did not allow a sack on 38 pass attempts against Oakland (9/8).

★ ★ ★ HONORS & AWARDS ★ ★ ★

2007

AFC Pro Bowl

Associated Press All-Pro: Second Team

2003

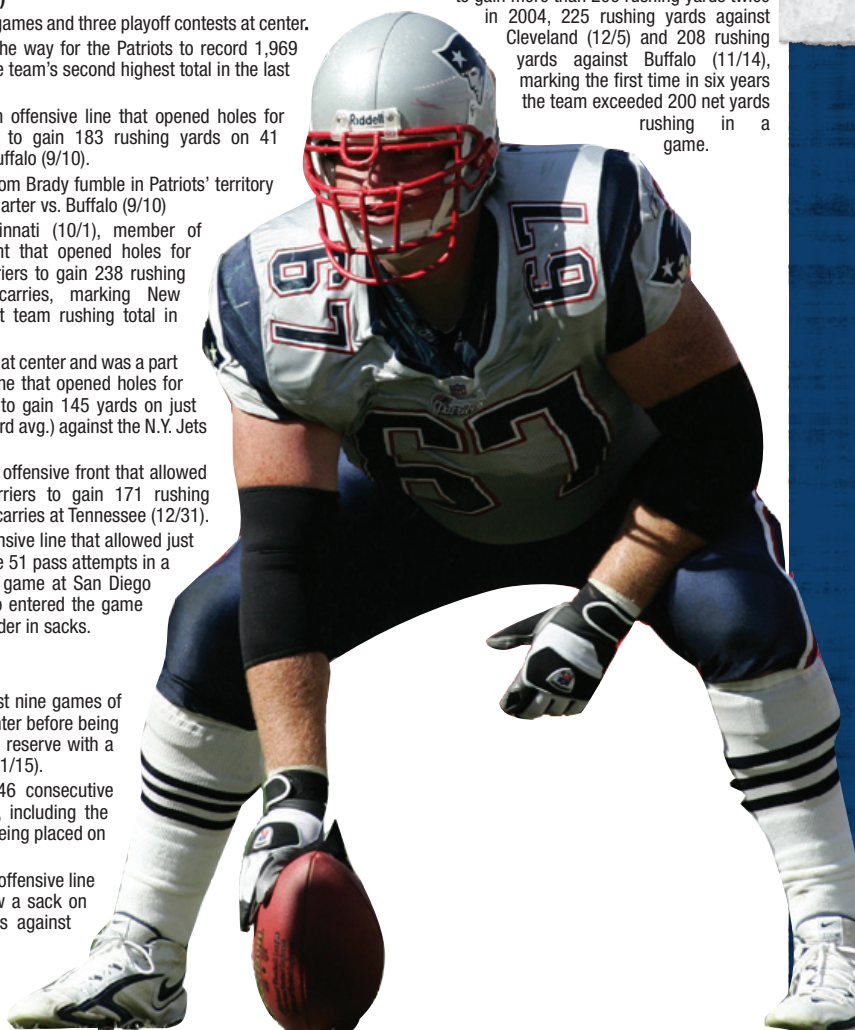
Peter King's All-Pro Team

ESPN.com All-Rookie Team

- ★ Member of an offensive front that opened holes for Corey Dillon to rush for 106 yards on 23 carries against Atlanta (10/9). Provided enough pocket time for Tom Brady to throw for 350 yards and three touchdowns.

2004 (16/16, 3/3)

- ★ Started all 16 regular season games and all three postseason games at center.
- ★ Member of an offensive line that allowed Patriots rushers to gain more than 200 rushing yards twice in 2004, 225 rushing yards against Cleveland (12/5) and 208 rushing yards against Buffalo (11/14), marking the first time in six years the team exceeded 200 net yards rushing in a game.



- ★ Was a part of an offensive line that opened holes for Corey Dillon to rush for 158 yards on 32 carries (4.9-yard avg.) against Arizona (9/19), the highest rushing total by a Patriot in six years. Recovered a Tom Brady fumble that was caused after the signal caller was sacked in the first quarter.
- ★ Member of an offensive line that opened holes for Patriots' rushers to gain 210 yards on the ground on 39 carries (5.4 avg.) in the divisional playoffs against Indianapolis (1/16), the second highest playoff rushing output in team history.
- ★ Part of an offensive line that opened holes for Patriots' rushers to gain 112 yards on 28 carries in New England's 24-21 victory over the Eagles in Super Bowl XXXIX.

2003 (16/15, 3/3)


- ★ Started the final 15 games of the season and all three postseason games at center.
- ★ Was part of an offensive line that did not allow a sack in the playoffs.
- ★ Part of an offensive line that started the same five players in each of the last 12 regular-season games, all Patriots victories.
- ★ Made his first career start at center against the Eagles (9/14).
- ★ Member of an offensive line that did not allow a sack on 35 pass attempts against Denver (11/3). Supplied Tom Brady with time in the pocket, allowing him to throw for 350 passing yards.
- ★ Part of an offensive line that opened holes for Antowain Smith to rush for 121 yards on just 18 carries (6.7 avg.) against the N.Y. Jets (12/20). Member of an offensive line that did not allow a sack on 25 pass attempts.
- ★ Started at center and was a member of an offensive line that did not allow a sack in the Patriots' 32-29 Super Bowl XXXVIII victory over the Panthers.

COLLEGE

- ★ Koppen was a three-year starter at Boston College.
- ★ A highly competitive player, he received winning grades for blocking consistency in every game he started.
- ★ Finalist for the Rimington Award, given to the nation's premier center.

PERSONAL

- ★ Daniel Koppen was born the son of Kathleen and Michael Koppen on Sept. 12, 1979 in Dubuque, Iowa.
- ★ Attended Whitehall (Pa.) High.
- ★ His number 77 was retired by Whitehall High during the Patriots' bye week in 2005 and he was inducted into the school hall of fame in 2010.
- ★ Earned all-state, all-area and All-East Penn Conference first-team honors as a senior offensive lineman/defensive end.
- ★ Captured Prep Star All-American accolades as a senior.
- ★ A versatile high school player, he had 10 sacks and scored eight touchdowns, carrying the ball on occasion.
- ★ Earned defensive MVP honors in the 1997 Kaylee Rotary Bowl.
- ★ Versatile athlete who was also a two-year letterman in track and basketball.
- ★ Majored in management at Boston College.
- ★ Dan and his wife, Amber, have a son, Cambell and a daughter, Sienna Rose.



Niko

KOUTOVIDES

90

HT: 6-2 WT: 228

Born: 3/25/81 Exp. (NFL/Patriots): 8/1

GP/GS (Playoffs): 111/3 (11/1) Acq: FA-11

College: Purdue Hometown: New Britain, Conn.

★ ★ ★ LINEBACKER ★ ★ ★

PRONOUNCED

NEE-koh KOO-tah-VEE-dees

CAREER TRANSACTIONS

Niko Koutouvides was originally drafted by the Seattle Seahawks in the fourth round (116th overall) of the 2004 NFL Draft ... Signed by Denver as an unrestricted free agent from Seattle (03/03/08) ... Released by Denver (02/16/09) ... Signed by Tampa Bay as a free agent (03/02/09) ... Signed by the Patriots as a free agent (8/14/11) ... Released by the Patriots (9/3/11) ... Signed by the Patriots (11/19/11).

CAREER HIGHLIGHTS

- ★ Has been a productive special teams player during his seven NFL seasons.
- ★ Produced 60 special teams tackles during his four seasons with Seattle (2004-07), which ranked seventh in the NFL during that stretch.

- ★ Was a key member of the Seattle Seahawks NFC Championship team in 2005.

SEASONAL REVIEWS

2011 (8/1, 3/0)

- ★ Appeared in eight games with one start after signing with the team midway through the season. Made eight defensive and nine special teams tackles.
- ★ Saw action as a reserve on special teams in Super Bowl XLVI against the Giants (2/5), the AFC Championship against the Ravens (1/22), as well as the Divisional playoff game against the Broncos, making one tackle (1/14).
- ★ Played in a reserve role against the Bills (1/1).
- ★ Made one special teams tackle against the Broncos (12/18) as well as against the Dolphins (12/24).
- ★ Played in a reserve role against the Redskins (12/11).



★ Started his first game as a Patriot at outside linebacker, making eight tackles and one special teams tackle against the Colts (12/4).

★ Made one special teams tackle against the Eagles (11/27).

★ Made three special teams tackles against the Chiefs (11/21).

★ In his first game as a Patriot, recorded his first career fumble recovery on a botched punt return, leading to a Patriots field goal. Added two special teams tackles against the Jets (11/13).

2010 (14/0 – Tampa Bay)

★ Played in 14 games for the Buccaneers primarily on special teams.

★ Finished the season with 14 special teams tackles.

2009 (16/0 – Tampa Bay)

★ Played in 16 games and led the Buccaneers with 18 special teams tackles.

2008 (14/0 – Denver)

★ Appeared in 14 games during his one season with Denver, primarily on special teams.

★ Finished with two total tackles on defense and nine special teams tackles.

2007 (15/0, 2/0 – Seattle)

★ Played in 15 games and two postseason games with Seattle.

★ Finished with a team-leading and career-high 20 special teams tackles in the regular-season.

★ The 20 special teams tackles tied for the fourth-highest special teams tackle total in the NFL.

★ Also added four total tackles on defense.

2006 (16/0, 2/0 – Seattle)

★ Played in 16 games and two postseason games.

★ Finished the season with 14 special teams tackles.

2005 (12/0, 3/0 – Seattle)

★ Played in 12 games and three postseason games, including Super Bowl XL with Seattle.

★ Finished with two tackles on defense and 10 special teams tackles.

★ Added seven special teams tackles in the postseason run to the Super Bowl.

2004 (16/2, 1/1 – Seattle)

★ Played in 16 games with two starting assignments as a rookie.

★ Also started in one postseason game.

★ Finished his rookie year with 46 total tackles and 1 sack.

★ Led the team with 16 special teams tackles.

COLLEGE

★ Totaled 296 tackles and 17 passes defended in 50 career games with 32 starts at Purdue.

★ Earned first-team All-Big Ten Conference honors as a senior.

★ Attended Milford Academy (Milford, CT) for a post-graduate season after graduating from high school.

PERSONAL

★ Born March 25, 1981 in New Britain, Conn.

★ Majored in Organizational Leadership and Supervision at Purdue.

★ Earned honorable mention all-state and all-conference honors at Plainville High School, where he was a team captain and named most valuable player.

★ ★ ★ ★ ★ NIKO KOUTOVIDES ★ ★ ★ ★ ★

Pos: LB Ht: 6-2 Wt: 228 Year: 8th Acq: FA-11 College: Purdue Born: 3/25/81

REGULAR SEASON			TACKLES					INTERCEPTIONS					MISCELLANEOUS					
Year	Team	G/S	TT	UT	A	S	Yds	No	Yds	Avg	Lg	TD	PD	FF	FR	Yds	TD	SPT
2004	Seahawks	16/2	46	38	8	1.0	1.0	0	0	0	0	0	0	0	0	0	0	16
2005	Seahawks	12/0	2	1	1	0.0	0.0	0	0	0	0	0	0	0	0	0	0	10
2006	Seahawks	16/0	0	0	0	0.0	0.0	0	0	0	0	0	0	0	0	0	0	14
2007	Seahawks	15/0	4	2	2	0.0	0.0	0	0	0	0	0	1	0	0	0	0	20
2008	Broncos	14/0	2	1	1	0.0	0.0	0	0	0	0	0	0	0	0	0	0	9
2009	Buccaneers	16/0	0	0	0	0.0	0.0	0	0	0	0	0	0	0	0	0	0	18
2010	Buccaneers	14/0	0	0	0	0.0	0.0	0	0	0	0	0	0	0	0	0	0	14
2011	Patriots	8/1	8	6	2	0.0	0.0	0	0	0	0	0	0	0	1	0	0	9
Totals - 8 Years		111/3	62	48	14	1.0	1.0	0	0	0	0	0	0	0	1	0	0	110
POSTSEASON			TACKLES					INTERCEPTIONS					MISCELLANEOUS					
Year	Team	G/S	TT	UT	A	S	Yds	No	Yds	Avg	Lg	TD	PD	FF	FR	Yds	TD	SPT
2004	Seahawks	1/1	5	3	2	0.0	0.0	0	0	0.0	0	0	0	0	0	0	0	0
2005	Seahawks	3/0	0	0	0	0.0	0.0	0	0	0.0	0	0	0	0	0	0	0	7
2006	Seahawks	2/0	0	0	0	0.0	0.0	0	0	0.0	0	0	0	0	0	0	0	1
2007	Seahawks	2/0	0	0	0	0.0	0.0	0	0	0.0	0	0	0	0	0	0	0	0
2011	Patriots	3/0	1	0	1	0.0	0.0	0	0	0.0	0	0	0	0	0	0	0	0
Totals - 5 Years		11/1	6	3	3	0.0	0.0	0	0	0.0	0	0	0	0	0	0	0	8



**Matt
LIGHT**

72

HT: 6-4 WT: 305

Born: 6/23/78 Exp. (NFL/Patriots): 11/11

GP/GS (Playoffs): 155/153 (20/20) Acq: D2-01 (48th)

College: Purdue Hometown: Greenville, Ohio

PRO BOWLS: SUPER BOWLS:

★ ★ ★ TACKLE ★ ★ ★

06 07 10 01 03 04

CAREER TRANSACTIONS

Matt Light was drafted by the New England Patriots in the second round (48th overall) of the 2001 NFL Draft ... Signed by the Patriots (7/22/01) ... Placed on injured reserve with an ankle injury (12/22/05).

CAREER HIGHLIGHTS

★ Light has played in 155 games with 153 starts over ten seasons with New England (2001-10). His 140 games are the third highest total of any active Patriots player, trailing only Kevin Faulk (154) and Tom Brady (145).

★ In his 10 seasons in New England, Light has been a part of eight division championships, four conference titles and three Super Bowl crowns.

★ Was selected to his third Pro Bowl in 2010.

★ Part of an offensive line that helped BenJarvus Green-Ellis to become the 11th Patriots running back and the first since Corey Dillon in 2004 to eclipse the 1,000-yard mark with a career-high 1,008 yards in 2010, as well as a career-high 112 rushing yards and two touchdowns against the Vikings (10/31).

★ In 2009, Light was part of an offensive line that allowed the fewest sacks (18) by a Patriots line since the NFL moved to a 16-game schedule in 1978.

★ In 2008, Light started every game at left tackle as part of an offensive line that was a part of the best rushing season for the Patriots in over 20 years in terms of rushing yards, rushing touchdowns and average yards per carry.

★ Light was named to the Associated Press All-Pro first team in 2007, and earned AFC Pro Bowl honors in 2006 and 2007. He is one of four Patriots offensive tackles to earn Pro Bowl honors since the 1970 AFL-NFL merger, joining Patriots Hall of Famer Bruce Armstrong, Leon Gray and Brian Holloway.

★ Light contributed to a Patriots offense that set all-time NFL records with 589 points and 75 touchdowns in 2007.

★ Light was part of an offensive line that enjoyed one of the most successful seasons in club history in 2004, paving the way for the team to average more than 4 yards per carry for the first time in 19 seasons and helping running back Corey Dillon set a single-season franchise record with 1,635 rushing yards.

★ Light started all three postseason games in 2003 as part of an offensive line that did not allow a sack in the playoffs as Tom Brady attempted 126 passes, and the Patriots claimed the Super Bowl XXXVIII championship.

SEASONAL REVIEWS

2011 (15/15, 3/3)

★ Part of an offensive line that helped Tom Brady become one of four players in NFL history to eclipse 5,000 passing yards in a single season.



EXTRA POINTS

★ The Light Foundation is dedicated to empowering young people through grants, scholarships and outdoor activities. In addition to raising and donating thousands of dollars each year, the foundation has conducted football camps for more than 800 children and workshops or programs for more than 1,000 others.

★ Matt has purchased 200 acres in Greenville, Ohio to locate The Light Foundation's "Rules of 72" Outdoor Learning Facility, where youths of all shapes, sizes, abilities and backgrounds will enjoy outdoor activities.

★ Matt's annual Matt Light Celebrity Shoot-Out, a clay-shooting tournament attended by many of his teammates, has raised hundreds of thousands of dollars for charity since it was started in 2005.

★ Started at left tackle in Super Bowl XLVI against the Giants, giving up only two pressures and no sacks against a dominant Giants defensive line (2/5).

★ Started at left tackle against the Ravens in the AFC Championship game (1/22).

★ Started at left tackle and was a member of an offensive front that did not give up a sack on 34 pass attempts, while allowing Tom Brady to pass for 363 yards in the Divisional playoff game against the Broncos (1/14).

★ Started at left tackle against the Bills (1/1).

★ Was inactive due to injury against the Dolphins (12/24).

★ Started against the Raiders (10/2), Jets (10/9), Cowboys (10/16), Steelers (10/30), Giants (11/6), Jets (11/13), Chiefs (11/21), Eagles (11/27), Colts (12/4), Redskins (12/11) and Broncos (12/18).

★ Started on a line that did not allow a quarterback sack against the Bills (9/25).

★ Started at left tackle against the Chargers in Tom Brady's second consecutive 400-plus yard game (9/18).

★ Started at left tackle as part of an offensive line that helped Tom Brady to a personal and franchise best 517 passing yards and a franchise record 622 total yards in the season opener against the Dolphins (9/12).

2010 (16/16, 1/1)

★ Selected to the AFC Pro Bowl squad as an alternate.

★ Started at left tackle in all 16 games as well as the playoff game vs. N.Y. Jets (1/16).



- ★ Part of an offensive line that helped BenJarvus Green-Ellis become the 11th Patriots running back and the first since Corey Dillon in 2004 to eclipse the 1,000-yard mark with a career-high 1,008 yards in 2010.
- ★ Helped the Patriots become the first team in 2010 to record over 100 rushing yards (103) against a stingy Steelers defense at Pittsburgh (11/14).
- ★ Part of an offensive line that contributed to the Patriots scoring the seventh most points in a season in NFL history.

2009 (11/11, 1/1)

- ★ Made 11 starts at left tackle and was part of an offensive line that allowed the fewest sacks (18) by a Patriots line since the NFL moved to a 16-game schedule.
- ★ Started at Denver (10/11) but left the game in the fourth quarter due to injury and missed the next five games, vs. Tennessee (10/18), at Tampa Bay (10/25), vs. Miami (11/8), at Indianapolis (11/15) and vs. New York Jets (11/22).
- ★ Returned to the starting lineup at New Orleans (11/30).
- ★ Started in the postseason game vs. Baltimore (1/10).
- ★ Played on a line that helped the Patriots offense finish third in the NFL with an average of 397.3 yards per game, the second highest in team history to the 411.3 yards in 2007.

2008 (16/16)

- ★ Voted an offensive team captain by his teammates for the first time.
- ★ Started every game at left tackle as part of an offensive line that led the Patriots to 356 first downs in 2008, the second highest total in franchise history.
- ★ Was a part of the best rushing season for the Patriots in more than 20 years, totaling 2,278 rushing yards (sixth in team history and the most since 1985), 21 rushing touchdowns (tied for fourth in team history and the most since 1981) and an average of 4.4 yards per carry (fifth in team history and the best since 1983).
- ★ Helped the Patriots rank fifth in the NFL in total offense, averaging 365.4 yards per game – the third-best yards per game average in franchise history.
- ★ Helped the Patriots record a franchise-best three games with 500 or more total net yards, with the team's 530 total net yards at Miami on Nov. 23 standing as the second highest for any game in franchise history.
- ★ Played in his 100th career game while making the start at left tackle against Miami (9/21).
- ★ Started his 100th career game at left tackle at San Diego (10/12).
- ★ Started at left tackle and was part of an offensive line that helped Patriots runners to 257 rushing yards against Denver (10/20).
- ★ Contributed key blocks on two crucial third-down conversions on screen passes to Kevin Faulk and Wes Welker, respectively, on the Patriots' game-winning touchdown drive at Seattle (12/7).
- ★ Started at left tackle and was part of an offensive line that helped Matt Cassel to a career high four touchdown passes and led Patriots rushers to 277 yards on the ground, the team's highest single-game rushing total since 1985 at Oakland (12/14).

2007 (16/16, 3/3)

- ★ Started in all 16 regular-season games at left tackle for the fifth time in his career.

★ ★ ★ HONORS & AWARDS ★ ★ ★

2010

AFC Pro Bowl

2008

President's Volunteer Service Award

2007

AFC Pro Bowl Starter

Associated Press All-Pro: First Team

Pro Football Weekly/PFWA All-NFL Team

Pro Football Weekly/PFWA All-AFC Team

USA Today All-Pro Team

NFL.com All-Interview Team

2006

AFC Pro Bowl

2005

New England Patriots Ron Burton

Community Service Award

2004

NFL.com's All-Interview Team

2001

Football News All-Rookie Team

- ★ Earned his second straight Pro Bowl selection in 2007.
- ★ Was part of a Patriots offensive line that allowed just 21 sacks, the fewest for the franchise in 30 years.
- ★ Helped the Patriots set all-time records for points scored (589) as Tom Brady set an NFL record with 50 touchdown passes.
- ★ Started at left tackle and anchored an offensive line that provided time for Tom Brady's franchise record six touchdown passes at Miami (10/21).
- ★ Started at left tackle and was part of a line that led Laurence Maroney to his first 100-yard rushing game in the playoffs against Jacksonville (1/12).
- ★ Helped Maroney to his second straight 100-plus yard rushing game in the Patriots' win over the San Diego Chargers in the AFC Championship Game (1/20).
- ★ Started at left tackle in Super Bowl XLII (2/3).

2006 (16/16, 3/3)

- ★ Started 16 regular season games and three playoff contests at left tackle.
- ★ Was named to his first Pro Bowl.
- ★ Helped pave the way for the Patriots to record 1,969 rushing yards, the team's second highest total in the last 18 years.
- ★ Member of an offensive line that opened holes for Patriots' rushers to gain 183 rushing yards on 41 carries against Buffalo (9/10).
- ★ Member of an offensive front that opened holes for Patriots' ball carriers to gain 238 rushing yards on 41 carries at Cincinnati (10/1).
- ★ Was a member of an offensive front that gave Tom Brady enough time to throw for 372 yards and tie his then career high with four touchdown tosses at Minnesota (10/30).

★ Part of an offensive line that allowed just two sacks despite 51 pass attempts in a divisional playoff game at San Diego (1/14). San Diego entered the game as the league leader in sacks.

2005 (3/3, 0/0)

- ★ Started the first three games of the season.
- ★ Placed on injured reserve with an ankle injury (12/22) and missed the remainder of the year.
- ★ Had started 66 consecutive games at left tackle, including playoffs, before missing the San Diego matchup (10/2) with an injury.
- ★ Member of an offensive line that did not allow a sack on 38 pass attempts in the season opener against Oakland (9/8).
- ★ Started at left tackle but left the Pittsburgh game (9/25) in the first quarter with an ankle injury.

2004 (16/16, 3/3)

- ★ Started all 16 games at left tackle for the third consecutive season.
- ★ Helped the team average 4.1 yards per carry, the first time since 1985 that the team averaged more than four yards per rush.
- ★ Member of an offensive line that allowed Patriots' rushers to gain more than 200 total rushing yards in two games (11/14 and 12/5), marking the first time in six years the team has exceeded 200 net yards rushing. The 225 rushing yards against Cleveland (12/5/04) were the most for the Patriots since 12/26/93.
- ★ Part of an offensive line that allowed Patriots' rushers to amass 208 rushing yards against Buffalo (11/14). Part of an offensive line that allowed Patriots' ball carriers to amass 225 rushing yards against Cleveland (12/5), the most by New England in 11 years, since piling up 257 yards against Indianapolis on Dec. 26, 1993.
- ★ Member of an offensive line that opened holes for Patriots' rushers to gain 210 yards on the ground on just 39 carries (5.4 avg.) in the divisional playoffs against Indianapolis (1/16), the second highest playoff rushing output in team history.
- ★ Member of an offensive line that opened holes for Patriots' rushers to gain 112 yards on 28 carries in New England's 24-21 victory over the Eagles in Super Bowl XXXIX.

2003 (16/16, 3/3)

- ★ Started all 16 games for the second consecutive season.
- ★ Helped the ground attack exceed the century mark with more than 100 rushing yards in five of the first six weeks in 2003.

★ Part of an offensive line that started the same five players in each of the last 12 games, all Patriots victories.

★ Member of an offensive line that has allowed just 63 sacks over the last two seasons.

★ Was a member of an offensive line that opened holes for Patriots rushers to gain a season-high 161 yards on 27 carries (6.0 avg.) and three touchdowns against Tennessee (10/5).


★ Started at left tackle in the Patriots' 17-14 divisional playoff victory over the Titans (1/10). Member of an offensive line that did not allow a sack in 41 pass attempts.

★ Started at left tackle in the Patriots' 24-14 AFC Championship victory over the Colts (1/18). Member of an offensive line that did not allow a sack in 37 pass attempts.

★ Started at left tackle and was a member of an offensive line that did not allow a sack in the Patriots' Super Bowl XXXVIII victory over the Panthers.

2002 (16/16)

- ★ Started all 16 games at left tackle and was part of a Patriots offensive line that did not allow a sack in four games in 2002, the first time the Patriots accomplished that feat since 1995.
- ★ Offensive line yielded a total of just 31 sacks.
- ★ Started at left tackle as part of an offensive line that allowed no sacks on 35 passing



attempts and paved the way for a season-high 163 rushing yards in the Patriots' victory over the N.Y. Jets (9/15).

★ Started at left tackle in the Patriots 27-24 overtime win over the Dolphins (12/29) in the season finale. Held Jason Taylor, the NFL's sack leader, to no sacks after Taylor had recorded one in each of his previous eight games.

2001 (14/12, 3/3)

★ Started at left tackle in 12 of 14 regular season games and all three postseason games during his rookie season.

★ Earned Football News 2001 NFL All-Rookie Team honors in 2001.

★ Made first NFL start at left tackle and was part of an offensive line that blocked for rushing attack that accumulated 107 yards on 26 carries (4.1 avg.) against the N.Y. Jets (9/23).

★ Part of an offensive line that opened holes for 123 yards rushing on 30 attempts (4.1 avg.) and did not allow a sack in 38-17 victory over the Colts (10/21).

★ Helped power the offense to a season-high 196 yards rushing and their fourth 100 yard rusher of the season against Miami (12/22).

★ Started at left tackle and was part of an offensive line that led the way for 133 yards on 25 carries (5.3 avg.) in the Patriots 20-17 victory in Super Bowl XXXVI.

COLLEGE

★ Light earned four letters at Purdue University (1996, 1998-2000).

★ Charged with the responsibility of protecting Drew Brees' blind side from the left tackle position.

★ Started all 37 Boilermaker games at tackle from 1998-2000.

★ Leader of offensive line that allowed just 38 sacks on 1,690 pass attempts.

★ Consensus All-Big Ten conference first-team (2000) and voted to second-team (1999).

★ Helped the team to a Big Ten title and their first Rose Bowl appearance in 35 years as a senior in 2000. Appeared in seven games as a reserve tight end as a freshman and recorded one reception for 16 yards.

PERSONAL

★ Matthew Charles Light was born the son of William and Marilyn Light on June 23, 1978 in Greenville, Ohio.

★ Second-team Division II all-state choice as a linebacker, adding All-Darke County, all-conference and All-Southwest District honors as a senior at Greenville (Ohio) High.

★ Three-year, two-way starter who played guard as sophomore, tackle as junior and tight end as senior.

★ As a senior, he had 69 tackles, including 15 stops for 63 yards in losses, two fumbles caused and two pass break-ups.

★ Added four catches for 75 yards with one touchdown.

★ Majored in industrial technology at Purdue.

★ In recognition of his many philanthropic endeavors and his commitment to having a positive impact on the community, Matt received the New England Patriots' Ron Burton Community Service Award in 2005.

★ Served as the honorary ringmaster for the Big Apple Circus in 2008 in a fundraising performance to benefit the Hole in the Wall Gang Camp.

★ In recognition of his outstanding work in the community, was presented with the President's Volunteer Service Award on Nov. 30, 2008 by Steve Preston, Secretary of Housing and Urban Development.

★ Was featured in a SoBe Water Commercial that aired during Super Bowl XLIII in Feb. 2009.

★ His charitable foundation, The Light Foundation, was featured on Showtime's "Inside The NFL" in 2009.

★ Has his own website, mattlight72.com.

★ Matt and his wife, Susie, have three children; Collin, William and Gracie.



**Bret
LOCKETT**

26

HT: 6-1 WT: 220

Born: 10/7/86 Exp. (NFL/Patriots): 3/3

GP/GS (Playoffs): 10/0 (0/0) Acq: CW (CLE)-09

College: UCLA Hometown: Diamond Bar, Calif.

★ ★ ★ DEFENSIVE BACK ★ ★ ★

CAREER TRANSACTIONS

Bret Lockett was claimed off waivers and awarded to the Patriots from the Cleveland Browns on Sept. 7, 2009 ... Originally signed by Cleveland as a rookie free agent (5/4/09) ... Waived by Cleveland on (9/6/09) ... Placed on injured reserve with a groin injury (12/9/09) ... Placed on injured reserve with a chest injury (8/31/10) ... Released from the Patriots (8/21/11) ... Placed on injured reserve with a groin injury (8/22/11).

EXTRA POINTS

★ Started a modeling career after signing on with Legacy Model Management, a company based in New York City and Dallas, Texas.



SEASONAL REVIEWS

2011 (0/0, 0/0)

- ★ Placed on injured reserve on Aug. 22, 2010 with a groin injury.

2010 (0/0, 0/0)

- ★ Placed on injured reserve on Aug. 31, 2010 with a chest injury that he suffered during the preseason.

2009 (10/0, 0/0)

- ★ Went to training camp with Cleveland after joining the Browns as a rookie free agent.
- ★ Was waived by Cleveland prior to the start of the regular season and claimed off waivers by New England (9/7).
- ★ Played in 10 games and finished with two tackles on defense and five special teams tackles.
- ★ Made his NFL debut in the season-opener vs. Buffalo (9/14) and finished with two special teams tackles.
- ★ Saw significant action as a reserve at safety in the Patriots' 59-0 win vs. Tennessee (10/18) and finished with one tackle on defense.
- ★ Also played at safety in the Patriots' 35-7 win at Tampa Bay (10/25) in London's Wembley Stadium.
- ★ Placed on injured reserve on Dec. 9 with a groin injury.

COLLEGE

- ★ Played in 48 of a possible 50 games during his career at UCLA (2005-08).
- ★ Started 11 games as a senior and totaled 61 tackles and picked up a blocked PAT and returned it the length of the field for two points.
- ★ Earned playing time at safety and on special teams as a junior and a sophomore.
- ★ Carved out a role on special teams as a freshman.
- ★ Was a political science major.

PERSONAL

- ★ Born Bret Emanuel Lockett.
- ★ Three-year starter in football as a safety, wide receiver and linebacker at Diamond Bar (Calif.) High School.
- ★ Named SuperPrep All-California Member of *Tacoma News-Tribune* Western 100.
- ★ Played in the CaliFlorida All-Star Game.
- ★ First-team Sierra League in 2004 as a receiver.
- ★ Also lettered in track, setting a Sierra League record in the 300-meter hurdles in 2001.



Kyle LOVE

74

HT: 6-1 WT: 310
Born: 11/18/86
Exp. (NFL/Patriots): 2/2
GP/GS (Playoffs): 25/14 (4/3) Acq: FA-10
College: Mississippi State Hometown: Fairburn, Ga.

★ ★ ★ DEFENSIVE LINE ★ ★ ★


CAREER TRANSACTIONS

Kyle Love was signed by the Patriots as a rookie free agent on April 29, 2010.

SEASONAL REVIEWS

2011 (16/13, 2/2)

- ★ Appeared in all 16 contests, starting 13. Finished the season with four sacks for 14 yards, 55 tackles, five quarterback hits and a fumble recovery.
- ★ Made one tackle in a start against the Giants in Super Bowl XLVI (2/5).
- ★ Made three tackles in a start against the Ravens in the AFC Championship game (1/22).
- ★ Started at defensive tackle and recorded five tackles and a pass defended in the Divisional playoff game against the Broncos (1/14).
- ★ Sacked Ryan Fitzpatrick for three-yard loss in the first quarter. Added one tackle in the start against the Bills (1/1).
- ★ Made three tackles in start against the Dolphins (12/24).
- ★ Contributed five tackles in a start against the Broncos (12/18).
- ★ Recorded seven tackles and one quarterback hit in a start against the Redskins (12/11).



EXTRA POINTS

- ★ Love was born in South Korea where his father was stationed as an officer in the United States Army.

- ★ Made six tackles in a start against the Colts (12/4).
- ★ Sacked Vince Young in the second quarter and added two tackles in a start against the Eagles (11/27).
- ★ Recorded two tackles in a start against the Chiefs (11/21).
- ★ Made five tackles in a start against the Jets (11/13).
- ★ Recorded six tackles and one quarterback hit in a start against the Giants (11/6).
- ★ Sacked Ben Roethlisberger for a loss of 11 yards, ultimately leading to a Steelers punt. Added one tackle in the start (10/30).
- ★ Made three tackles, including one for a loss, in a start against the Cowboys (10/16).

- ★ Started at left defensive tackle, making five tackles against the Jets (10/9).
- ★ Made his first start of the season, recording two tackles against the Raiders (10/2).
- ★ Made a career-high five tackles against the Bills (9/25).
- ★ Recovered a Philip Rivers fumble forced by a Mark Anderson sack late in the fourth quarter and added two tackles against the Chargers (9/18).
- ★ Played in a reserve role against the Dolphins (9/12).

2010 (9/1, 1/0)

- ★ Made the 53-man roster as a rookie free agent.
- ★ Played in nine games with one start, was inactive for six games and dressed but did not play in one game.
- ★ Finished with 14 total tackles, one sack and one pass defended.
- ★ Made his NFL debut at N.Y. Jets (9/19) as part of the defensive rotation.
- ★ Registered his first career sack at Buffalo (12/26) when he dropped Ryan Fitzpatrick for a four-yard loss in the third quarter.
- ★ Started his first NFL game vs. Miami (1/2) and tallied three tackles.

COLLEGE

- ★ Played in 44 games at Mississippi State and finished with 71 tackles, including 34 tackles as a senior in 2009.
- ★ Pressed into immediate service on the defensive line as a true freshman in 2006 and played as a reserve, earning nine starts in 2007, two starts in 2008 and 12 starts in 2009.
- ★ Went to Mississippi State after an outstanding career as a two-way lineman from the Georgia prep ranks.

PERSONAL

- ★ Born Nov. 18, 1986 in the Republic of South Korea.
- ★ Son of Colonel Retired (USA) Anthony and Miriam Love.
- ★ Was a two-way lineman at North Clayton High School in College Park, Georgia, where he earned four letters in football as a four-year starter.
- ★ Honored as the Offensive Lineman of the Year in 2003 and the Defensive Lineman of the Year in 2004.
- ★ Majored in fitness management.

★ ★ ★ ★ ★ KYLE LOVE ★ ★ ★ ★ ★

Pos: DE Ht: 6-1 Wt: 310 Year: 2nd Acq: FA-10 College: Mississippi State Born: 11/18/86

REGULAR SEASON		TACKLES						INTERCEPTIONS					MISCELLANEOUS					
Year	Team	G/S	TT	UT	A	S	Yds	No	Yds	Avg	Lg	TD	PD	FF	FR	Yds	TD	SpT
2010	Patriots	9/1	14	6	8	1.0	4.0	0	0	0.0	0	0	1	0	0	0	0	0
2011	Patriots	16/13	55	30	25	3.0	14.0	0	0	0.0	0	0	0	0	1	0	0	0
Totals - 2 years		25/14	69	36	33	4.0	18.0	0	0	0.0	0	0	1	0	1	0	0	0
POSTSEASON		TACKLES						INTERCEPTIONS					MISCELLANEOUS					
Year	Team	G/S	TT	UT	A	S	Yds	No	Yds	Avg	Lg	TD	PD	FF	FR	Yds	TD	SpT
2010	Patriots	1/0	1	0	1	0	0	0	0	0.0	0	0	0	0	0	0	0	0
2011	Patriots	3/3	9	3	5	0	0	0	0	0.0	0	0	1	0	0	0	0	0
Totals - 2 years		4/3	10	3	7	0	0	0	0	0.0	0	0	1	0	0	0	0	0



Ryan MALLETT

15

HT: 6-6 WT: 238
 Born: 6/5/88 Exp. (NFL/Patriots): Rookie
 GP/GS (Playoffs): 0/0 (0/0) Acq: D3b-11 (74th)
 College: Arkansas Hometown: Texarkana, Texas

★ ★ ★ QUARTERBACK ★ ★ ★

CAREER TRANSACTIONS

Ryan Mallett was drafted by the New England Patriots in the third round (74th overall) of the 2011 NFL Draft.

SEASONAL REVIEWS

2011 (0/0, 0/0)

- ★ Was inactive for Super Bowl XLVI against the Giants, the AFC Championship game against the Ravens (1/22), as well as the Divisional playoff game against the Broncos (1/14).
- ★ Was active but did not play against the Bills (9/25).
- ★ Was inactive in the other 15 regular season games.

COLLEGE

- ★ Played at Michigan before transferring to Arkansas.
- ★ Appeared in 37 games (11 at Michigan and 26 at Arkansas), starting all 26 games he appeared in at Arkansas and three at Michigan.
- ★ Finished with 8,385 yards, 69 touchdowns and 24 interceptions, completing 552-of-955 passes (57.80%).
- ★ Joined Clint Stoerner (1996-99) as the only Arkansas QBs to throw for 7,000 yards in a career and became just the fourth passer in Southeastern Conference history with 3,000 yards and 30 touchdowns in back-to-back seasons.
- ★ As a Razorback, Mallett completed 491-of-814 attempts (60.32%) for 7,493 yards, 62 TDs and 19 interceptions.
- ★ His 7,493 pass yards broke Stoerner's all-time Arkansas record as well as his single-game record with 408 yards vs. Georgia in 2009 and 409 yards vs. Vanderbilt in 2010.
- ★ Set a school season record with 3,869 pass yards in 2010 after placing second with 3,624 pass yards in 2009.
- ★ Connected with Mario Manningham on a 97-yard touchdown pass vs. Wisconsin in 2007, setting a record for the longest play in Michigan history.
- ★ Threw for a school-record 62 touchdowns at Arkansas.
- ★ Set school season-records with 32 touchdown tosses and 36 total scored in 2010.

- ★ The only player in Arkansas annals with five touchdown passes in a game, accomplishing the feat on four occasions.
- ★ Set a school record for consecutive passes without an interception with 141 in 2009.
- ★ Honors and Awards (2010): All-SEC second-team; finalist for the Manning Award, presented annually to the nation's top quarterback; Watch Lists for the Maxwell (Top Player), Davey O'Brien (Top QB) and Walter Camp Player of the Year awards.
- ★ Led the Southeastern Conference and ranked fifth nationally with an average of 297.62 pass yards per game his senior year.
- ★ Set a school season-record in 2010 with 3,869 aerial yards, shattering his own previous mark of 3,624 in 2009 as that total also placed fourth on the SEC's record chart.
- ★ Honors and Award (2009): II-Southeastern Conference second-team choice by the league's coaches and the Associated Press; College Football Performance Awards National Performer of the Year; Finalist for the Manning Award; Member of watch lists for the Maxwell (Top Player) and Davey O'Brien (Top QB) awards.
- ★ Became the first quarterback in Arkansas history to throw for 3,000 yards in a season as a junior in 2009.
- ★ Appeared in 11 games as a true freshman at the University of Michigan, starting three contests, completing 61-of-141 pass attempts for 892 yards and seven touchdowns.

PERSONAL

- ★ Attended Texas High School (Texarkana, Texas).
- ★ Gatorade Player of the Year for the state of Texas.
- ★ Set school records as a senior by completing 204-of-321 passes (63.36%) for 3,353 yards and 33 touchdowns while leading the Tigers to a 12-1 overall record and an appearance in the state quarterfinals.
- ★ Born June 5, 1988 in Batesville, Ark.

★ ★ ★ ★ ★ RYAN MALLETT ★ ★ ★ ★ ★

Pos: QB Ht: 6-6 Wt: 238 Year: R Acq: D3b-11 College: Arkansas Born: 6/5/88

REGULAR SEASON			PASSING							
Year	Team	G/S	Att	Cmp	Yds	Avg.	Pct	TD	Int	Lg
2007	Michigan	11/3	141	61	892	6.3	43.3	7	5	97
2009	Arkansas	13/13	403	403	3,624	9.0	55.8	30	7	83
2010	Arkansas	13/13	411	411	3,869	9.4	64.7	32	12	89
Totals - 3 years		37/29	955	552	8,385	8.8	57.8	69	24	97





Logan MANKINS

70

HT: 6-4 WT: 310

Born: 3/10/82 Exp. (NFL/Patriots): 7/7

GP/GS (Playoffs): 104/104 (13/13) Acq: D1-05(32nd)

College: Fresno State Hometown: Catheys Valley, Calif.

PRO BOWLS

★ ★ ★ GUARD ★ ★ ★


07 09 10 11

CAREER TRANSACTIONS

Logan Mankins was drafted by the New England Patriots in the first round (32nd overall) of the 2005 NFL Draft ... Signed by the Patriots (7/25/05).

CAREER HIGHLIGHTS

- ★ Has started all 104 regular-season games and 13 postseason games he has appeared in since joining the Patriots in 2005.
- ★ Named to the Pro Bowl in 2007, 2009, 2010 and 2011.
- ★ Was selected to the Associated Press All-Pro First Team in 2010.
- ★ Was selected to the Associated Press All-Pro: Second Team in 2007, 2009 and 2011.

EXTRA POINTS

★ Logan grew up on a 10,000-acre cattle ranch in Catheys Valley, Calif. (population 984), and as a child dreamed of being a professional steer roper. He and his father were a prize-winning roping team.

- ★ The Patriots offense has finished in the top 10 in five of his six seasons: 2005 (7), 2007 (1), 2008 (5), 2009 (3), 2010 (8).
- ★ In 2008, Mankins started every game at left guard as part of an offensive line that was a part of the best rushing season for the Patriots in more than 20 years in terms of rushing yards, rushing touchdowns and average yards per carry.
- ★ Mankins and John Hannah are the only Patriots guards to earn Pro Bowl bids since the 1970 AFL-NFL Merger.
- ★ Mankins scored a touchdown in the 2006 AFC Championship Game at Indianapolis when he recovered a Tom Brady fumble in the end zone to give the Patriots a 7-0 lead in the first quarter.
- ★ Mankins is the first Patriots guard to start every game as a rookie since Hall of Famer John Hannah did it in 1973.
- ★ Mankins was named to *Pro Football Weekly's* All-Rookie Team in 2005.
- ★ In 2005, Mankins became the first Patriots rookie to start every game since Damien Woody did it in 1999.

SEASONAL REVIEWS

2011 (15/15, 3/3)

- ★ Part of an offensive line that helped Tom Brady become one of four players in NFL history to eclipse 5,000 passing yards in a single season.
- ★ Selected to the Pro Bowl for the fourth time in his career.
- ★ Named Associated Press All-Pro: Second Team.
- ★ Started in Super Bowl XLVI against the Giants (2/5), the AFC Championship against the Ravens (1/22).



- ★ Started in the Divisional playoff game against the Broncos (1/14) on an offensive front that did not give up a sack on 34 pass attempts, while allowing Tom Brady to pass for 363 yards.
- ★ Was inactive due to injury against the Bills (1/1).
- ★ Recorded his first career start at left tackle against the Dolphins for the injured Matt Light, before leaving the game with a knee injury (12/24).
- ★ Started against the Raiders (10/2), Jets (10/9), Cowboys (10/16), Steelers (10/30), Giants (11/6) Jets (11/13), Chiefs (11/21), Eagles (11/27), Colts (12/4), Redskins (12/11) and Broncos (12/18).
- ★ Started on a line that did not allow a quarterback sack against the Bills (9/25).
- ★ Started at guard against the Chargers in Tom Brady's second consecutive 400-yard game (9/18).
- ★ Started at guard as part of an offensive line that helped Tom Brady to a personal and franchise best 517 passing yards and a franchise record 622 total yards in the season opener against the Dolphins (9/12).

2010 (9/9, 1/1)

- ★ Selected as an AFC Pro Bowl starter.
- ★ Selected to the Associated Press All-Pro First Team.
- ★ Missed the first seven games of the season, due to a contract issue but reported to the team on Nov. 2, 2010. Was activated to the 53-man roster on Nov. 6. Started at left guard for the final nine games of the season as well as the playoff game vs. N.Y. Jets (1/16).
- ★ Part of an offensive line that helped BenJarvus Green-Ellis become the 11th Patriots running back and the first since Corey Dillon in 2004 to eclipse the 1,000-yard mark with a career-high 1,008 yards in 2010.
- ★ Made his second start of the season in the 39-26 win at Pittsburgh (11/14), helping the Patriots become the first team in 2010 to record over 100 rushing yards (103) against a stingy Steelers defense.
- ★ Part of an offensive line that contributed to the Patriots scoring the seventh most points in a season in NFL history.

2009 (16/16, 1/1)

- ★ Named a starter on the AFC Pro Bowl squad in 2009, earning his second trip to the All-Star game.
- ★ Started all 16 games at left guard and was part of an offensive line that allowed the fewest sacks (18) by a Patriots line since the NFL moved to a 16-game schedule.
- ★ Also named Associated Press Second-Team All-Pro.
- ★ Part of a Patriots line that powered the offense to 619 net yards, setting a franchise record in a 59-0 victory vs. Tennessee (10/18).
- ★ Started at left guard in the postseason game vs. Baltimore (1/10).

2008 (16/16)

- ★ Started every game at left guard as part of an offensive line that led the Patriots to 356 first downs in 2008, the second highest total in franchise history.
- ★ Was a part of the best rushing season for the Patriots in more than 20 years, totaling 2,278 rushing yards (sixth in team history and the most since 1985), 21 rushing touchdowns (tied for fourth in team history and the most since 1981) and an average of 4.4 yards per carry (fifth in team history and the best since 1983).

★ ★ ★ HONORS & AWARDS ★ ★ ★

2011

Pro Bowl

Associated Press All-Pro: Second Team

2010

Pro Bowl

Associated Press 2010 NFL All-Pro: First Team

2009

Pro Bowl

Associated Press All-Pro: Second Team

Sports Illustrated All-Pro Team

2007

Pro Bowl Starter

Pro Football Weekly/PFWA All-NFL Team

Pro Football Weekly/PFWA All-AFC Team

Sporting News All-Pro Team

USA Today All-Pro Team

ESPN.com All-Pro Team

Associated Press All-Pro: Second Team

Dr. Z's SI.com All-Pro Team

San Francisco Chronicle All-Pro Team

2006

Dr. Z's SI.com All-Pro Team

USA Today's All-Joe Team

2005

Pro Football Weekly/PFWA All-Rookie Team

- ★ Helped the Patriots rank fifth in the NFL in total offense, averaging 365.4 yards per game – the third-best yards per game average in franchise history.
- ★ Helped the Patriots record a franchise-best three games with 500 or more total net yards.
- ★ Started at left guard and contributed two leveling blocks on Kevin Faulk's pair of 2-yard touchdown runs at San Francisco (10/5).
- ★ Made the start at left guard as the Patriots tallied 257 rushing yards against Denver (10/20).
- ★ Started at left guard and was part of an offensive line that helped Matt Cassel to his second straight 400-yard game at Miami (11/23).
- ★ Started at left guard and was part of an offensive line that helped Matt Cassel to a career high four touchdown passes and led Patriots rushers to 277 yards on the ground, the team's highest single-game rushing total since 1985, at Oakland (12/14).
- ★ Started at left guard as the Patriots posted their fourth game of the season with 40-plus points, tying a franchise record set in 2007, while posting 514 net yards despite wintry conditions against Arizona (12/21).

2007 (16/16, 3/3)

- ★ Extended his games started streak to 48 after starting at left guard in all 16 regular-season contests.

★ ★ ★ CAREER STATISTICS ★ ★ ★

Fumble Recoveries: 1 for 0 yards and a touchdown (recovered in end zone) at Indianapolis, 1/21/07 (AFC Championship).

Receptions: 1 for -9 yards at Cincinnati, 10/1/07

- ★ Earned his first Pro Bowl selection in 2007.
- ★ Was part of a Patriots offensive line that allowed just 21 sacks.
- ★ Helped the Patriots set all-time records for points scored (589) as Tom Brady set an NFL record with 50 touchdown passes.
- ★ Member of an offensive line that created the pocket in which Tom Brady threw for a franchise-record six touchdown passes at Miami (10/21).
- ★ Started at left guard and was part of a line that led Laurence Maroney to his first 100-yard rushing game in the playoffs against Jacksonville (1/12).
- ★ Helped Maroney to his second straight 100-plus yard rushing game in the Patriots' win over the San Diego Chargers in the AFC Championship Game (1/20).
- ★ Started at left guard in Super Bowl XLIII (2/3).

2006 (16/16, 3/3)

- ★ Started 16 regular season games and three playoff contests at left guard in 2006.
- ★ Named to SI.com's All-Pro Team and USA Today's All-Joe Team.
- ★ Helped pave the way for the Patriots to record 1,969 rushing yards, the team's second highest total in the last 18 years.
- ★ Member of an offensive line that opened holes for Patriots' rushers to gain 183 rushing yards on 41 carries (4.5 yard avg.) against Buffalo (9/10).
- ★ Part of an offensive line that allowed Patriots' rushers to gain 147 yards against the N.Y. Jets (9/17).
- ★ Member of an offensive front that opened holes for Patriots' ball carriers to gain 238 rushing yards on 41 carries at Cincinnati (10/1).
- ★ At Minnesota (10/30), helped to pave the way for a running game that averaged 5.7 yards per carry, gaining 85 yards on just 15 rushes. Was a part of an offensive line that opened holes for Patriots' rushers to gain 145 yards on just 26 carries (5.6 yard avg.) against the N.Y. Jets (11/12).
- ★ Member of an offensive front that allowed Patriots' ball carriers to gain 171 rushing yards on just 31 carries (5.5 avg.) at Tennessee (12/31).
- ★ Part of an offensive line that allowed just two sacks despite 51 pass attempts at San Diego (1/14). San Diego entered the game as the league leader in sacks.
- ★ Collected his first career touchdown on a fumble recovery in the end zone at Indianapolis (1/21). Gave the Patriots a 7-0 lead by pouncing on a Tom Brady fumble in the end zone during the first quarter for his first career touchdown.

2005 (16/16, 2/2)


- ★ As a rookie, started all 16 regular-season games and both playoff games at left guard.
- ★ Named to Pro Football Weekly's All-Rookie Team.
- ★ Was one of just two Patriots offensive linemen (Stephen Neal) to start every game.
- ★ Was part of an offensive line that allowed just 28 sacks.
- ★ Started at left guard in his first career NFL contest and was a member of an offensive line that did not allow a sack on 38 pass attempts against Oakland (9/8).
- ★ Member of an offensive front that opened holes for Corey Dillon to rush for 106 yards on 23 carries and provided enough pocket time for Tom Brady to throw for 350 yards and three touchdowns against Atlanta (10/9).
- ★ Member of an offensive line that allowed Patriots' rushers to average 4.1 yards per carry against Kansas City (11/27).
- ★ Pounced on a Patrick Pass fumble during the Patriots' touchdown drive in the fourth quarter.
- ★ Member of an offensive line that did not allow a sack and allowed Tom Brady to throw for 341 passing yards in the divisional playoffs against Denver (1/14).

COLLEGE

- ★ All-American Dream Team selection and rated the best offensive guard prospect in college football by The NFL Draft Report, despite starting his entire collegiate career at tackle.
- ★ First-team All-Western Athletic Conference selection.
- ★ First offensive lineman in Fresno State history to be selected team MVP.
- ★ Selected to the Outland Trophy Award Watch List in 2004.
- ★ Did not allow a sack or pressure all season, producing 16 touchdown-resulting blocks as a senior.
- ★ First-team Freshman All-American selection by *The Sporting News*.
- ★ Started every game at right offensive tackle, as the offense exploded or 7,022 yards and 70 touchdowns. Protected David Carr's blind side brilliantly all year, allowing only two sacks.

PERSONAL

- ★ Logan Mankins was born the son of Jill and Tim Mankins on March 10, 1982 in Catheys Valley, California. He attended Mariposa (Catheys Valley, Calif.) High School.
- ★ Was named all-league and his team's most valuable player.
- ★ Enjoys roping and hunting.
- ★ Supporter of the Tufts Floating Hospital for Children in Boston.
- ★ Was an agriculture education major at Fresno State.
- ★ Logan and his wife, Kara, have two children.



Jerod MAYO

HT: 6-1 WT: 245
 Born: 2/23/86 Exp. (NFL/Patriots): 4/4
 GP/GS (Playoffs): 59/57 (5/5) Acq: D1-08 (10th)
 College: Tennessee Hometown: Hampton, Va.

★ ★ ★ LINEBACKER ★ ★ ★

PRO BOWL 10

PRONOUNCED je-ROD

CAREER TRANSACTIONS

Jerod Mayo was drafted by the New England Patriots in the first round (10th overall) of the 2008 NFL Draft ... Signed by the Patriots (7/24/08).


CAREER HIGHLIGHTS

- ★ Named to his first Pro Bowl in 2010 with an NFL-leading 193 tackles.
- ★ Named to 2010 Associated Press All-Pro First Team.
- ★ Mayo became the second Patriots player to win the Associated Press Defensive Rookie of the Year Award, joining Mike Haynes (1976).
- ★ Mayo has led the Patriots in total tackles in each of his first three seasons with 193 tackles in 2010, 114 in 2009, despite missing three games due to injury, and 139 tackles in 2008.
- ★ Mayo's 2008 tackle total led all NFL rookies.
- ★ In a game vs. the New York Jets on Nov. 13, 2008, Mayo finished with a career-high 23 tackles (17 solo).
- ★ Named a defensive co-captain by his teammates in 2009 and 2010.

SEASONAL REVIEWS

2011 (14/13, 3/3)

- ★ Missed two games due to injury, but still eclipsed the 100-tackle mark for the fourth consecutive year, becoming the fifth Patriots player to do so and the first to do it in his first four seasons in the league.
- ★ Forced a third quarter Giants fumble (recovered by the Giants) and tallied 11 tackles in a start in Super Bowl XLVI (2/5).
- ★ Recorded eight tackles, a quarterback hit and pass defended in the AFC Championship against the Ravens (1/22).
- ★ Led the team with 13 tackles in a start at linebacker in the Divisional playoff game against the Broncos (1/14).
- ★ Recorded eight tackles and a pass defended in a start against the Bills (1/1).
- ★ Sacked Matt Moore on third-and-10 to force a Dolphins punt in the fourth quarter and led the team with 12 tackles (12/24).
- ★ Led the team with eight tackles in a start against the Broncos (12/18).
- ★ Clinched the win over the Redskins with his second career interception - a crucial pick of Rex Grossman at the New England 9-yard line with 22 seconds remaining. Added eight tackles (12/11).
- ★ Snagged his first career interception on a fourth quarter Dan Orlovsky pass, returning it 2 yards to the Patriots' 44-yard line. Tallied seven tackles, two quarterback hits and



EXTRA POINTS

- ★ 2011 Ron Burton Community Service Award Winner.
- ★ Jerod's brother Deron Mayo played at Old Dominion, and his brother Derek Mayo is a sophomore at Richmond. Jerod, Deron and Derek are all linebackers.
- ★ Jerod has been involved with United Way, filming a PSA for the New Hampshire 2-1-1 help line.

★ ★ ★ LEAGUE LEADER ★ ★ ★

Mayo finished first in the NFL with a career-high 193 total tackles in 2010 with two 19-tackle games: vs. BAL (10/17) and vs. GB (12/19). With 139 tackles as a rookie in 2008, 114 in 2009 and 193 in 2010, he is the first Patriots player to have three consecutive 100-tackle seasons since Lawyer Milloy registered five straight from 1997 through 2001. His 193 tackles are the highest since LB Steve Nelson had 207 tackles in 1984 and are the third highest in team history. Mayo had 10 games in 2010 with 10-plus tackles.

PATRIOTS SINGLE SEASON TACKLE LEADERS ALL-TIME

Year	Player	Tackles
1983	LB Clayton Weishuhn	229
1984	LB Steve Nelson	207
2010	LB Jerod Mayo	193
1980	LB Steve Nelson	186

2010 NFL TACKLE LEADERS

Player	Team	Tackles
Jerod Mayo	New England	193
Stephen Tulloch	Tennessee	159
Paul Posluszny	Buffalo	151
Ray Lewis	Baltimore	145
Chad Greenway	Minnesota	144

- two passes defended in a start against the Colts (12/4).
- ★ Made five tackles in a start against the Eagles (11/27).
- ★ Led the team with 11 tackles in a start against the Chiefs (11/21).
- ★ Made five tackles, including one for a loss, in a start against the Jets (11/13).
- ★ Made seven tackles in a start against the Giants (11/6).
- ★ Returned to action against the Steelers, making two tackles in a reserve role (10/30).

★ ★ ★ HONORS & AWARDS ★ ★ ★

2010

Prow Bowl Starter

Associated Press NFL All-Pro: First Team

Pro Football Weekly/PFWA All NFL Team

2009

USA Today's All-Joe Team

2008

Associated Press Defensive Rookie of the Year

Pro Football Weekly/PFWA Defensive Rookie of the Year

ESPN.com Defensive Rookie of the Year

SI.com Defensive Rookie of the Year

NFL Defensive Rookie of the Month (October)

Pro Football Weekly/PFWA All-Rookie Team

Sporting News All-Rookie Team

- ★ Was inactive due to injury against the Jets (10/9) and Cowboys (10/16).
- ★ Started and made four tackles against the Raiders before leaving the game due to injury (10/2).
- ★ Made five tackles against the Bills (9/25).
- ★ Led the team with 15 tackles against the Chargers and forced Mike Tolbert to fumble the ball, which was recovered by Rob Ninkovich (9/18).
- ★ Made 5 tackles in a start against the Dolphins (9/12).

2010 (16/16, 1/1)

- ★ Named to the AFC Pro Bowl squad.
- ★ Named to 2010 Associated Press All-Pro Team.
- ★ Named a defensive co-captain for the second year in a row.
- ★ Finished the season with career-high and NFL-leading 193 total tackles. The 193 total tackles are the third-highest in team history, behind Clayton Weishuhn's 229 tackles in 1983 and Steve Nelson's 207 tackles in 1984.
- ★ Started at inside linebacker in all 16 games, including the divisional playoff game vs. N.Y. Jets (1/16).
- ★ Had 10 games with 10 or more tackles in 2010, including two 19-tackle games vs. Baltimore (10/17) and vs. Green Bay (12/19).
- ★ Picked up his first sack of the year vs. Buffalo (9/26), dropping Ryan Fitzpatrick for a seven-yard loss on second-and-seven situation from the Patriots 15-yard line, helping hold Buffalo to a field goal two plays later.
- ★ At San Diego (10/24), recovered a Chargers fumble forced by Dane Fletcher at the San Diego 22-yard line in the first quarter, helping to set up a one-yard touchdown pass from Tom Brady to TE Rob Gronkowski for a 7-0 lead.
- ★ Recovered a fumble forced by an Eric Moore sack of Jay Cutler at Chicago (12/12) on the Chicago seven-yard line in the second quarter against the Bears, leading to a Patriots field goal in a 36-7 win.
- ★ Recovered a Ryan Fitzpatrick fumble that was forced by a Gary Guyton sack in the first quarter at Buffalo (12/26). Also forced a C.J. Spiller fumble in the third quarter, which Dane Fletcher recovered. Added four tackles, two passes defended and a quarterback hit in the 34-3 win over the Bills.

Mayo on living five minutes from Gillette Stadium:

"I feel I can get so much better as a football player living near work, as far as off the field and giving to the community. I can make a bigger impact right here, where I'm playing rather than back in Tennessee or Virginia. I'm always up here."

2009 (13/12, 1/1)

- ★ Played in 13 games with 12 starts and led the team in tackles with 114, despite missing three games due to an injury.
- ★ Added 1.5 sacks and one forced fumble.
- ★ Registered double-digit tackles three times: (16, MIA, 11/8; 11, at MIA, 12/6; and 16, JAX, 12/27).
- ★ Registered his first career sack at Indianapolis (11/15) when he sacked Peyton Manning for an 11-yard loss in the second quarter.
- ★ Went over 100 tackles for the season with a 16-tackle performance in the Patriots' 35-7 AFC East-clinching victory vs. Jacksonville (12/27).
- ★ Was forced to leave the season-opener vs. Buffalo in the first quarter due to an injury and missed the next three games.
- ★ Returned to action at Denver (10/11) but did not start.
- ★ Recorded his second career forced fumble, stripping Knowshon Moreno of the ball on a reception from Kyle Orton in the first quarter.
- ★ Teamed with Tully Banta-Cain on a half sack at Miami (12/6).
- ★ Started in the postseason game vs. Baltimore (1/10) and finished with seven total tackles.

2008 (16/16)

- ★ Started every game at inside linebacker and became just the second Patriots player to be named Associated Press NFL Defensive Rookie of the Year, joining Mike Haynes (1976).
- ★ NFL defensive rookie of the year by ESPN.com, SI.com and *Pro Football Weekly*.
- ★ Led all NFL rookies in tackles in 2008 and led the Patriots in tackles with 139 stops, according to coaches' film breakdown, a 54-tackle lead over the next leading tackler.
- ★ Named Rookie of the Month for the month of October.
- ★ Tallied 23 tackles (17 solo) vs. the N.Y. Jets (11/13), the highest total by a Patriots player since 1994.
- ★ In the month of December, led the Patriots with 35 tackles as the team went 4-0 in the month while allowing just 13.5 points per game, including a season-ending shutout at Buffalo (12/28).
- ★ Scooped up his first NFL fumble recovery, snatching an Andre Hall fumble forced by Ty Warren vs. Denver (10/20).
- ★ Started at inside linebacker and led the team with 10 tackles while also posting his first career pass defended at Indianapolis (11/2).
- ★ Credited with a forced fumble with his hit on Tim Hightower after just a 3-yard gain on a swing pass vs. Arizona (12/21).

COLLEGE

★ Started 26 of 32 games at Tennessee, playing for three seasons from 2005-07 after redshirting in 2004, and recorded 236 tackles (137 solo) with six quarterback pressures, 6.5 sacks for minus 51 yards and 21 stops for losses of 82 yards.

★ His 140 tackles in 2007 were the most by a Tennessee player since 1990.

★ His 19 tackles versus Kentucky in 2007 were the most by a Tennessee player since 1988.

★ Moved to middle linebacker in 2007, starting all 14 games, and recorded a career-high 140 tackles (79 solo) and returned an interception 34 yards for a touchdown.

PERSONAL

★ Jerod Mayo was born Feb. 23, 1986.

★ Proud father of daughter, Chya and Jerod, Jr.

★ Attended Kecoughtan High in Hampton, Va., where he was a Prep Star All-American and 2003 Defensive Player of the Year in the Virginia Peninsula area.

★ Added all-state and first-team all-district honors as a senior, recording 110 tackles, including 18 for loss, and two interceptions. Also played running back for seven games, picking up 1,245 rushing yards and scoring 13 touchdowns during his final campaign.

★ Has two brothers, Deron - who played football at Old Dominion - and Derek, who plays college football at Richmond.

★ Majored in sport management at Tennessee.

★★★★★ JEROD MAYO ★★★★★

Pos: LB Ht: 6-1 Wt: 245 Year: 4th Acq: D1-08 (10th) College: Tennessee Born: 2/23/86

REGULAR SEASON			TACKLES					INTERCEPTIONS					MISCELLANEOUS					
Year	Team	G/S	TT	UT	A	S	Yds	No	Yds	Avg	Lg	TD	PD	FF	FR	Yds	TD	SpT
2008	Patriots	16/16	139	93	46	0.0	0.0	0	0	0.0	0	0	4	1	1	0	0	2
2009	Patriots	13/12	114	75	39	1.5	14.5	0	0	0.0	0	0	0	1	0	0	0	0
2010	Patriots	16/16	193	115	78	2.0	14.0	0	0	0.0	0	0	5	1	3	0	0	1
2011	Patriots	14/13	103	67	36	1.0	5.0	2	4	2.0	0	0	4	1	0	0	0	0
Totals - 4 years		59/57	549	350	199	4.5	33.5	2	4	2.0	0	0	13	4	4	0	0	3
POSTSEASON			TACKLES					INTERCEPTIONS					MISCELLANEOUS					
Year	Team	G/S	TT	UT	A	S	Yds	No	Yds	Avg	Lg	TD	PD	FF	FR	Yds	TD	SpT
2009	Patriots	1/1	7	4	3	0.0	0.0	0	0	0.0	0	0	0	0	0	0	0	0
2010	Patriots	1/1	6	3	3	0.0	0.0	0	0	0.0	0	0	0	0	0	0	0	0
2011	Patriots	3/3	32	16	16	0.0	0.0	0	0	0.0	0	0	1	1	0	0	0	0
Totals - 3 years		5/5	45	23	22	0.0	0.0	0	0	0.0	0	0	0	1	0	0	0	0

★★★★★ MAYO'S CAREER GAME-BY-GAME ★★★★★

2008 Opponent	P/S	TT	UT	A	S	Yds	I	Yds	PD	FF	FR	SpT
09/07 Kansas City	S	7	6	1	-	-	-	-	-	-	-	-
09/14 at N.Y. Jets	S	9	6	3	-	-	-	-	-	-	-	-
09/21 Miami	S	14	8	6	-	-	-	-	-	-	-	-
10/05 at San Francisco	S	4	3	1	-	-	-	-	-	-	-	-
10/12 at San Diego	S	6	3	3	-	-	-	-	-	-	-	1
10/20 Denver	S	11	7	4	-	-	-	-	-	-	-	1
10/26 St. Louis	S	4	1	3	-	-	-	-	-	-	-	-
11/02 at Indianapolis	S	10	4	6	-	-	-	-	1	-	-	-
11/09 Buffalo	S	6	3	3	-	-	-	-	1	-	-	-
11/13 N.Y. Jets	S	23	17	6	-	-	-	-	1	-	-	-
11/23 at Miami	S	4	3	1	-	-	-	-	-	-	-	-
11/30 Pittsburgh	S	6	6	0	-	-	-	-	-	-	-	1
12/07 at Seattle	S	8	7	1	-	-	-	-	-	-	-	-
12/14 at Oakland	S	11	10	1	-	-	-	-	1	-	-	-
12/21 Arizona	S	7	5	2	-	-	-	-	1	-	-	-
12/28 at Buffalo	S	9	4	5	-	-	-	-	-	-	-	-
2008 Totals		16/16	139	93	46	0.0	0.0	0	4	1	1	2
2009 Opponent	P/S	TT	UT	A	S	Yds	I	Yds	PD	FF	FR	SpT
09/14 Buffalo	S	1	0	1	-	-	-	-	-	-	-	-
09/20 at N.Y. Jets					Inactive							
09/27 Atlanta					Inactive							
10/04 Baltimore					Inactive							
10/11 at Denver	p	8	7	1	-	-	-	-	1	-	-	-
10/18 Tennessee	S	6	5	1	-	-	-	-	-	-	-	-
10/25 at Tampa Bay	S	8	6	2	-	-	-	-	-	-	-	-
11/08 Miami	S	16	9	7	-	-	-	-	-	-	-	-
11/15 at Indianapolis	S	7	3	4	1.0	11.0	-	-	-	-	-	-
11/22 N.Y. Jets	S	8	4	4	-	-	-	-	-	-	-	-
11/30 at New Orleans	S	9	6	3	-	-	-	-	-	-	-	-
12/06 at Miami	S	11	10	1	0.5	3.5	-	-	-	-	-	-
12/13 Carolina	S	6	4	2	-	-	-	-	-	-	-	-
12/20 at Buffalo	S	9	6	3	-	-	-	-	-	-	-	-
12/27 Jacksonville	S	16	9	7	-	-	-	-	-	-	-	-
01/03 at Houston	S	9	6	3	-	-	-	-	-	-	-	-
2009 Totals		13/12	114	75	39	1.5	14.5	0	0	0	0	0
01/10 Baltimore	S	7	4	3	-	-	-	-	-	-	-	-
2009 Postseason		1/1	7	4	3	0.0	0.0	0	0	0	0	0
2010 Opponent	P/S	TT	UT	A	S	Yds	Int	/Yds	PD	FF	FR	SpT
09/12 at Cincinnati		11	7	4	-	-	-	-	-	-	-	-
09/19 N.Y. Jets		9	4	5	-	-	-	-	-	-	-	-
09/26 at Buffalo		9	7	2	1.0	7.0	-	-	-	-	-	-
10/04 Miami		17	16	1	-	-	-	-	1	-	-	-
10/17 at Baltimore		19	9	10	-	-	-	-	-	-	-	-
10/24 San Diego		12	8	4	-	-	-	-	-	-	-	1
10/31 at Minnesota		17	7	10	-	-	-	-	-	-	-	-
11/07 at Cleveland		9	5	4	-	-	-	-	-	-	-	-
11/14 Pittsburgh		13	5	8	-	-	-	-	-	-	-	-
11/21 at Indianapolis		15	11	4	-	-	-	-	1	-	-	-
11/25 Detroit		14	10	4	-	-	-	-	1	-	-	-
12/06 at N.Y. Jets		12	6	6	-	-	-	-	-	-	-	-
12/12 Chicago		5	3	2	-	-	-	-	-	-	1	-
12/19 at Green Bay		19	10	9	-	-	-	-	-	-	-	-
12/26 Buffalo		4	2	2	-	-	-	-	2	1	1	-
01/02 Miami		8	5	3	1.0	7.0	-	-	-	-	-	-
2010 Totals		193	115	78	2.0	14.0	0	0	5	1	3	1
01/16 N.Y. Jets		6	3	3	-	-	-	-	-	-	-	-
2010 Postseason		6	3	3	0.0	0.0	0	0	0	0	0	0



Devin McCourty

32

HT: 5-10 WT: 193
 Born: 8/13/87 Exp. (NFL/Patriots): 2/2
 GP/GS: 30/30 (4/4) Acq: D1-10 (27th)
 College: Rutgers Hometown: Montvale, NJ
PRO BOWLS

★ ★ ★ CORNERBACK ★ ★ ★



CAREER TRANSACTIONS

Devin McCourty was drafted by New England in the first round (27th overall) of the 2010 NFL Draft.

CAREER HIGHLIGHTS

- ★ Selected to his first Pro Bowl, becoming the fourth Patriots player to be selected as a rookie (Mike Haynes, 1976; John Stephens, 1988; Curtis Martin, 1995).
- ★ Named to the Associated Press All-Pro Second Team.
- ★ His seven interceptions in 2010 are the second-most by a Patriots rookie in franchise history and tied for second in the NFL in 2010.

SEASONAL REVIEWS

2011 (14/14, 3/3)

- ★ Started all 14 of the games he played, missing two due to injury. Finished the season with two interceptions, 12 passes defended and 94 tackles.
- ★ Started at cornerback, making seven tackles in Super Bowl XLVI against the Giants (2/5).
- ★ Made five tackles in a start at cornerback in the AFC Championship game against the Ravens (1/22).
- ★ Started at cornerback and made seven tackles in the Divisional playoff game against the Broncos (1/14).
- ★ Started at cornerback against the Bills but moved to safety, making seven tackles and intercepting a Ryan Fitzpatrick pass that he returned 38 yards (1/1).
- ★ Recorded his first interception of the season at the Patriots two-yard line on a deep Matt Moore pass. Added nine tackles and four passes defended against the Dolphins (12/24).
- ★ Contributed four tackles, a pass defended and a special teams tackle in a start against the Broncos (12/18).
- ★ Tallied nine tackles, a pass defended and a special teams tackle against the Redskins (12/11).
- ★ Recorded four tackles in his return to action against the Colts (12/4).
- ★ Was inactive due to injury against the Chiefs (11/21) and Eagles (11/27).
- ★ Made three tackles and one special teams tackle against the Jets before leaving the game with a shoulder injury (11/13).
- ★ Tallied six tackles in a start against the Giants (11/6).
- ★ Registered 11 tackles in a start against the Steelers (10/30).
- ★ Made six tackles in a start against the Cowboys (10/16).
- ★ Made five tackles and a special teams tackle in a start against the Jets (10/9).
- ★ Registered eight tackles in a start against the Raiders (10/2).
- ★ Led the team with eight tackles and one pass defended against the Bills (9/25).

Double Trouble:

After being selected by the Patriots in the first round of the 2010 NFL Draft, CB Devin McCourty became part of a select group in league history. McCourty's identical twin brother, Jason, is a cornerback with Tennessee, selected in the sixth round of the 2009 NFL Draft. The two are the 11th set of twins to play in the NFL. Devin and Jason were cornerbacks in the Rutgers secondary from 2005-08. Devin redshirted for the 2005 season and therefore was a year behind his brother in eligibility. McCourty is the second twin to suit up for the Patriots, after CB Kato Serwanga was a member of the team from 1998-2000. His twin brother Jason played for San Francisco and Minnesota from 1999-2001. According to McCourty's mother, the two can only be told apart by tiny scars on their faces left by chickenpox.

- ★ Made two tackles against the Chargers (9/18).
- ★ Played every defensive down and led the team with 11 tackles against the Dolphins, recording a special teams tackle and two passes defended (9/12).

2010 (16/16, 1/1)

- ★ Started all 16 games and the playoff game vs. N.Y. Jets (1/16).
- ★ Finished his rookie season with 83 tackles, 1.0 sack, 17 passes defended (tied for seventh in the league), two forced fumbles and a team-high seven interceptions - the second-most by a Patriots rookie behind Mike Haynes (eight in 1976). The seven interceptions tied for second in the NFL.
- ★ Selected to his first Pro Bowl, becoming the fourth Patriots player to be selected as a rookie (Mike Haynes, 1976; John Stephens, 1988; Curtis Martin, 1995).
- ★ Named to the Associated Press All-Pro Second Team.
- ★ Played in and started his first NFL game in the season opener vs. Cincinnati (9/12), recording six tackles and a pass defended.
- ★ Registered his first NFL interception at San Diego (10/24) on a Philip Rivers pass in the second quarter.
- ★ Picked up a game-changing interception vs. Minnesota (10/31) off a Brett Favre pass intended for Percy Harvin at the Patriots' 26-yard line and returned it 37 yards. He also broke up a potential 59-yard touchdown pass from Favre to Harvin as well as a goal-line pass to Greg Lewis in the fourth quarter in a 28-18 win.
- ★ Intercepted a Peyton Manning pass vs. Indianapolis (11/21) in the third quarter at the Patriots' 39-yard line and batted down another Manning pass in the first quarter in a 31-28 win.



★ ★ ★ HONORS & AWARDS ★ ★ ★

2010

Pro Bowl

Associated Press All-Pro: Second Team

Peter King's SI.com All-Pro

Pro Football Weekly/PFWA All Rookie Team

Sporting News All-Pro Team

★ Recorded two interceptions on Thanksgiving at Detroit (11/25), picking off a Shaun Hill pass in the third quarter and returning it 23 yards to the Detroit 26-yard line, resulting in a Patriots touchdown four plays later. Also intercepted Hill in the fourth quarter, returning it 50 yards to the Detroit 12-yard line, setting up another Patriots touchdown.

★ Registered an interception in the third consecutive game vs. N.Y. Jets (12/6) after picking off Mark Sanchez at the New England six-yard line in the third quarter.

★ Forced a Johnny Knox fumble at Chicago (12/12) in the second quarter that Gary Guyton recovered and returned 35 yards for a touchdown in a 36-7 win.

★ Recorded his first career sack vs. Green Bay (12/19), bringing down Matt Flynn for a 4-yard loss on first down in the fourth quarter, starting off a defensive series in which the Patriots forced a key three-and-out while trailing 27-24 in a 31-27 win. Finished with 11 tackles and two passes defended, including stopping John Kuhn for no gain on second-and-goal from the 1-yard line in the fourth quarter, helping to force a Packers field goal.

★ Forced a Ryan Fitzpatrick fumble on a 14-yard scramble that was recovered by Eric Moore at the New England 37-yard line at Buffalo (12/26).

★ Intercepted a Chad Henne pass vs. Miami (1/2) on the fifth play of the game at the Patriots 47-yard line.

COLLEGE

★ Started 39 of 52 games at cornerback, recording 238 tackles (149 solos with a 4-yard sack (two assisted), 14.0 stops for minus 34 yards, two pressures, two forced fumbles and five fumble recoveries.

★ Deflected 27 passes and intercepted six others for 105 yards in returns (17.5 avg.) and two TDs. Also blocked seven kicks (six punts, one field goal) for 102 yards in returns, as six blocks led to Rutgers scoring drives.

★ His 49 tackles on special teams are the most by a Big East player during the span of the 2006-09 seasons.

★ His two interception returns for touchdowns are tied for seventh on the conference season-record list.

★ ★ ★ 7 INTERCEPTIONS ★ ★ ★

Rookie CB Devin McCourty tied for second in the NFL and led all rookies with seven interceptions in 2010. The seven interceptions by a Patriots rookie are second to the eight by Mike Haynes in 1976.

MOST INTERCEPTIONS BY A PATRIOTS ROOKIE

Player	Interceptions	Year
Mike Haynes	8	1976
Devin McCourty	7	2010

2010 NFL INTERCEPTION LEADERS

Rank	Player	Interceptions
	Ed Reed (BAL)	8
	Devin McCourty (NE)	7
	Troy Polamalu (PIT)	7
	Asante Samuel (PHI)	7

★ His 98-yard kickoff return vs. UConn in 2009 tied Hall Conors (vs. Maryland in 1998) for the third-longest kickoff return in school history.

★ Academic All-Big East Conference in '06 and '07.

★ The NFL Draft Report All-American and All-Big East Conference first-team honors, becoming the first conference player to earn that honor at two different positions in the same year (cornerback and special teams) as a senior.

★ First-team All-Big East Conference selection by The NFL Draft Report as a junior.

PERSONAL

★ Devin McCourty was born on Aug. 13, 1987.

★ Attended Saint Joseph's (Montvale, N.J.) High School.

★ His twin brother, Jason, was a teammate and fellow cornerback at Saint Joseph's High School and Rutgers. He was selected in the sixth round of the 2009 NFL Draft by the Tennessee Titans.

★ Was an all-league first-team defensive back in his final two seasons, as he played alongside his twin brother.

★ After his senior campaign, he was one of nine Rutgers recruits to play in the 2005 New York/New Jersey Governor's Bowl at Rutgers Stadium.

★ Also lettered in basketball, starting at point guard for a team that compiled a 26-2 record during his senior season

★ Majored in sociology.

★ ★ ★ ★ ★ DEVIN MCCOURTY ★ ★ ★ ★ ★

Pos: CB Ht: 5-10 Wt: 193 Year: 2nd Acq: D1-10 (27th) College: Rutgers Born: 8/13/87

REGULAR SEASON			TACKLES					INTERCEPTIONS					MISCELLANEOUS					
Year	Team	G/S	TT	UT	A	S	Yds	No	Yds	Avg	Lg	TD	PD	FF	FR	Yds	TD	SpT
2010	Patriots	16/16	83	71	12	1.0	4.0	7	110	15.7	50	0	17	2	0	0	0	12
2011	Patriots	14/14	94	71	23	0.0	0.0	2	38.0	5.0	5	0	12	0	0	0	0	5
Totals - 2 years		30/30	177	142	35	1.0	4.0	9	148	15.7	50	0	29	2	0	0	0	17
POSTSEASON			TACKLES					INTERCEPTIONS					MISCELLANEOUS					
Year	Team	G/S	TT	UT	A	S	Yds	No	Yds	Avg	Lg	TD	PD	FF	FR	Yds	TD	SpT
2010	Patriots	1/1	2	2	0	0	0	0	0	0.0	0	0	0	0	0	0	0	1
2011	Patriots	3/3	19	14	5	0	0	0	0	0.0	0	0	0	0	0	0	0	0
Totals - 2 years		4/4	21	16	5	0	0	0	0	0.0	0	0	0	0	0	0	0	1

2010	Opponent	P/S	TT	UT	A	S	Yds	Int	Yds	PD	FF	FRTSP
09/12	Cincinnati	S	6	6	0	-	-	-	1	-	-	1
09/19	@ N.Y. Jets	S	3	1	2	-	-	-	-	-	-	1
09/26	Buffalo	S	5	5	0	-	-	-	-	-	-	-
10/04	@ Miami	S	7	4	3	-	-	-	1	-	-	1
10/17	Baltimore	S	5	4	1	-	-	-	1	-	-	-
10/24	@ San Diego	S	3	3	0	-	-	1	0	1	-	-
10/31	Minnesota	S	5	5	0	-	-	1	37	3	-	1
11/07	@ Cleveland	S	7	6	1	-	-	-	-	-	-	-
11/14	@ Pittsburgh	S	10	9	1	-	-	-	1	-	-	2
11/21	Indianapolis	S	5	5	0	-	-	-	1	0	2	-
11/25	@ Detroit	S	4	3	1	-	-	-	2	73	2	-
12/06	N.Y. Jets	S	2	2	0	-	-	-	1	0	1	-
12/12	@ Chicago	S	4	4	0	-	-	-	-	1	1	-
12/19	Green Bay	S	11	9	2	1.0	4.0	-	-	1	-	-
12/26	@ Buffalo	S	5	4	1	-	-	-	-	-	1	-
01/02	@ Miami	S	1	1	0	-	-	-	1	0	2	-
2010 Totals		16/16	83	71	12	1.0	4.0	7	110	17	2	0
01/16	N.Y. Jets	S	2	2	0	-	-	-	-	-	-	1
2010 Postseason		1/1	2	2	0	0.0	0.0	0	0	0	0	0



McDONALD

65

HT: 6-4 WT: 316

Born: 6/27/1987 Exp. (NFL/Patriots): 2/1

GP/GS (Playoffs): 4/2 (1/0) Acq: FA-11

College: Grand Valley State Hometown: Sterling Heights, Mich.

★ ★ ★ OFFENSIVE LINE ★ ★ ★

Nick McDonald was signed from the Patriots practice squad to the 53-man roster on Dec. 3, 2011 ... Originally signed by the Patriots to the practice squad on Sept. 16, 2011 ... Originally signed by the Green Bay Packers as a rookie free agent (4/30/10) ... Waived by Green Bay (9/3/11) ... Signed to the Patriots Practice squad (9/5/11) ... Released by the Patriots (9/15/11).

2010 (4/2, 1/0 – New England)

- ★ Played in four games with two starts on the offensive line.
- ★ Was inactive against the Giants in Super Bowl XLVI when Sebastian Vollmer returned to action from injury (2/5).
- ★ Saw action as a reserve on special teams in the Divisional playoff game against the Broncos (1/14) as well as the AFC Championship against the Ravens (1/22).
- ★ Played in a reserve role against the Dolphins (12/24) and Bills (1/1).
- ★ Was inactive against the Broncos (12/18).
- ★ Started at center against the Redskins (12/11).
- ★ Made his first career start at center in his first NFL game in the Patriots' win over Indianapolis (12/4).


2010 (0/0, 0/0 – Green Bay)

- ★ Made the 53-man roster but was inactive for all 16 regular-season games and four postseason games.

- ★ Played in 44 games with 29 starts at Grand Valley State.
- ★ Named the Great Lakes Intercollegiate Athletic Conference Offensive Lineman of the Year as a senior.
- ★ Started all 15 games at left tackle as a senior and earned first-team All-American honors from the American Football Coaches Association and named an Associated Press Little All-American.
- ★ Helped lead Grand Valley State to the Division II National Championship game as a senior in 2009.
- ★ Named second-team All Conference as a junior.

- ★ Born June 27, 1987 in Salinas, Calif.
- ★ Credits family friend Gail Joseph as an inspiration in his life after she took him in at age 14 after his mother passed away from cancer.
- ★ Named All-Macomb Area Conference in final two seasons at Henry Ford High School in Sterling Hills, Mich., where his jersey is retired.
- ★ Earned a degree in Criminal Justice.





**Zoltan
MESKO**

14

HT: 6-5 WT: 231
Born: 3/16/86

Exp. (NFL/Patriots): 2/2
GP/GS (Playoffs): 32/0 (4/0) Acq: D5-10 (150th)
College: Michigan Hometown: Twinsburg, Ohio

★★★ PUNTER ★★★

CAREER TRANSACTIONS

Zoltan Mesko was drafted by the New England Patriots in the fifth round (150th overall) of the 2010 NFL Draft.

CAREER HIGHLIGHTS

- ★ Set an NFL rookie record for net punting average in 2010 with a 38.4 net average. It is the highest of any rookie punter since the net punting average was first tracked in 1976, surpassing the 38.0 net average that Los Angeles Rams' Dale Hatcher set in 1985.
- ★ Mesko's career-long 65-yard punt vs. Baltimore (10/17/10) was the longest overtime punt in Patriots history and the longest for the Patriots since Chris Hanson's 70-yard punt in 2008.

SEASONAL REVIEWS

2011 (16/0, 3/0)

- ★ Appeared in all three postseason games and finished with seven punts for 298 yards (42.6 avg., 37.7 net), dropping three inside the opponent's 20-yard line and a long of 53.
- ★ Punted three times for 123 yards (41.0 avg) with a long of 48 against the N.Y. Giants (2/5).
- ★ Punted twice for 97 yards (48.5 avg.) with a long of 53 against Baltimore (1/22).
- ★ Boomed two punts for 78 yards (39.0 avg.), both pinning Denver inside its own 20-yard line in win against the Broncos (1/14).
- ★ Appeared in all 16 games and is the Patriots all-time leader in punting average with 44.8 yards per punt (minimum 10 punts). Mesko led the AFC and finished third in the NFL in 2011 with a 41.5 net average. His 46.5 average overall in 2011 is the best in team history, topping the 45.8 average by Tom Tupa in 1997.
- ★ His 41.5 net punting average in 2011 was the sixth-highest single season average in NFL history and only the 24th time a punter finished with a net average of 40.0 or better.
- ★ Finished the season with 57 punts for 2,648 yards (46.5 avg., 41.5 net avg.), three touchbacks, 24 downed inside the 20-yard line, and a long of 65.
- ★ Punted twice for 97 yards (48.5 avg.) against Buffalo (1/1).
- ★ Achieved career highs in punts (6), yards (314) and average (52.3) in a single game against Miami (12/24). Dropped four of his punts inside the opponent 20-yard line and tied a career-long with a 65-yard punt in the first quarter.
- ★ Punted four times for 162 yards (39.5 avg.), dropping three inside the 20-yard line in Denver (12/18).
- ★ Kicked three punts for 135 yards (45.0 avg), one for a season-long 61 yards, a touchback and dropped one inside the Redskins 20-yard line (12/11).
- ★ Punted four times for 187 yards (46.8 avg) against Indianapolis (12/4).



EXTRA POINTS

- ★ Mesko was born in Timisoara, Romania, on the Romania-Hungary border. On many occasions in 1989, during the communist revolutions, his family was forced to take cover by diving on the floor to avoid gun shots from the armies.
- ★ His family was able to escape Romania when his father won a United States Permanent Resident Card (green card) in the Diversity Immigrant Visa Lottery in 1997 when Mesko was 11.
- ★ An avid soccer player, Mesko discovered football after breaking a light fixture during a game of kickball in the gym in 8th grade. When given the choice to play for the light fixture or play football, Mesko chose football.
- ★ Booted three punts 145 yards (48.3 avg) in Philadelphia (11/27).
- ★ Punted four times for 203 yards (50.8 avg) against the Chiefs (11/21).
- ★ Punted four times for 187 yards (46.8 avg) against the N.Y. Jets (11/13).
- ★ Booted five punts for 225 yards (45.0 avg.) against the N.Y. Giants (11/6).
- ★ Punted four times for 168 yards (42.0 avg.) in Pittsburgh (10/30).
- ★ Booted two punts for 96 yards (48.0 avg.) against the Cowboys (10/16).
- ★ Punted four times for a season-high 205 yards (51.5 avg.), dropping one inside the Jets 20-yard line (10/9).
- ★ Punted three times for 147 yards (49.0 avg.), dropping two inside Oakland's 20-yard line (10/2).
- ★ Boomed three punts (46.7 avg.) and pinned the Bills inside their own 20-yard line twice, including a 57-yarder in Buffalo (9/25).
- ★ Punted twice for 85 yards (42.5 avg.) including one that pinned San Diego inside their own 20-yard line (9/18).
- ★ Punted four times for 152 yards (38.0 avg.), with one touchback against the Dolphins (9/12).

2010 (16/0, 1/0)

- ★ Punted in all 16 games and finished with a 38.4 net average to set an NFL rookie record for net punting average. His 38.4 net average is the highest of any rookie punter since the net punting average was first tracked in 1976.
- ★ Finished the season with 58 punts for 2,505 yards (43.2 avg., 38.4 net avg.), five touchbacks, 19 downed inside the 20-yard line, and a long of 65.



★ Notched a career-long 65-yard punt in overtime of the 23-20 win vs. Baltimore (10/17), marking the longest overtime punt in team history: With the Patriots facing a fourth-and-six from their own 16-yard line in overtime, Mesko's 65-yard punt significantly changed field position, giving the Ravens possession at their own 19-yard line and keeping the Patriots alive to win, 23-20.

★ Made his first career special teams tackle vs. N.Y. Jets (12/6).

COLLEGE

★ Was a four-year letterman and starter at punter.

★ Four-time Academic All-Big Ten Conference (2006-09).

★ UM Athletic Academic Achievement (2006-08).

★ Two-time All-Big Ten first team selection by the coaches and media (2008-09).

★ Became the first special teams player in school history elected team captain, appearing in 50 career games.

★ Holds UM career record for punts and punting yardage with 243 career punts for 10,325 yards.

★ 42.5-yard career average ranks second in school history.

★ Had 58 punts of 50 yards or better, with a career long of 68 vs. Ohio State (Nov. 17, 2007).

★ 2009 Honors and Awards: CoSIDA Academic All-America first team, Walter Camp Football Foundation All-America second team, *ESPN The Magazine* Academic All-America first team, *Playboy Magazine* All-American, Associated Press All-America second team, Walter Camp Football Foundation All-America second team, Rivals.com All-America second team, Phil Steele's All-America second team, Named to Lowe's Senior CLASS Award Senior All-America second team, SI.com All-America honorable mention and College FootballNews.com All-America honorable mention, Ray Guy Award (finalist), Lowe's Senior CLASS Award (finalist), Danny Wuerffel Trophy (finalist), Recipient of Dr. Arthur D. Robinson Scholarship Award as the top senior scholar on the U-M team, CoSIDA Academic All-District IV first team.

★ 2008 Honors and Awards: Phil Steele's All-America fourth team, Ray Guy Award semifinalist, 2008 All-Big Ten first team

★ ★ ★ HONORS & AWARDS ★ ★ ★

2010

Pro Football Weekly/PFWA All-Rookie Team

★ ★ ★ ROOKIE RECORD ★ ★ ★

Zoltan Mesko finished with a 38.4 net average to set an NFL rookie record for net punting average. His 38.4 net average is the highest of any rookie punter since the net punting average was first tracked in 1976, surpassing the 38.0 net average that Los Angeles Rams' Dale Hatcher set in 1985.

(coaches and media), Big Ten Distinguished Scholar Award.

★ First in the Big Ten and 19th nationally in punting average (42.95 avg.) as a junior, punting 80 times for 3,436 yards, both established school records.

★ Completed a successful fourth down conversion with a 13-yard rush against the Irish.

★ 2007 Honors and Awards: Derek Howard Award winner as Michigan's top hustler, Ray Guy Award and Academic All-America candidate.

PERSONAL

★ Born March 16, 1986 in Timisoara, Romania and both parents are natives of Romania.

★ Father is a former professional bowler.

★ Attended Twinsburg High School (2005).

★ Most Valuable Performer at the Ray Guy Kicking Academy in 2004.

★ Played basketball and ran track for two years.

★ Enrolled in the Stephen M. Ross School of Business and was a business administration major.

★ ★ ★ ★ ★ ZOLTAN MESKO ★ ★ ★ ★ ★

Pos: P Ht: 6-5 Wt: 231 Year: 2nd Acq: D5-10 (150TH) College: Michigan Born: 3/16/86


REGULAR SEASON		PUNTING								
Year	Team	G	No	Yds	Avg	Net	TB	In20	Lg	Blk
2010	Patriots	16	58	2,505	43.2	38.4	5	19	65	0
2011	Patriots	16	57	2,648	46.5	41.5	3	24	65	0
Totals - 2 years		32	115	5,153	44.8	39.8	8	43	65	0

Additional Statistics: Special Teams tackles (2)

POSTSEASON		PUNTING								
Year	Team	G	No	Yds	Avg	Net	TB	In20	Lg	Blk
2010	Patriots	1	4	188	47.0	41.0	1	0	55	0
2011	Patriots	3	7	298	42.6	37.7	1	3	53	0
Totals - 2 years		4	11	486	44.2	38.9	2	3	55	0

★ ★ ★ ★ ★ MESKO'S CAREER GAME-BY-GAME ★ ★ ★ ★ ★

Date	Opponent	No.	Yds	Avg	Net	TB	In 20	Lg	B								
09/12	Cincinnati	1	43	43.0	43.0	0	0	43	0								
09/19	at N.Y. Jets	3	146	48.7	45.0	0	1	56	0								
09/26	Buffalo	3	113	37.7	34.7	0	0	44	0								
10/04	at Miami	3	123	41.0	33.3	0	1	60	0								
10/17	Baltimore	6	282	47.0	47.2	0	2	65	0								
10/24	at San Diego	4	153	38.3	35.3	0	2	45	0								
10/31	Minnesota	5	237	47.4	42.0	1	1	55	0								
11/07	at Cleveland	5	207	41.4	33.8	1	1	51	0								
11/14	at Pittsburgh	5	201	40.2	31.8	1	3	53	0								
11/21	Indianapolis	3	132	44.0	43.7	0	1	45	0								
11/25	at Detroit	3	153	51.0	41.7	1	1	50	0								
12/06	N.Y. Jets	3	140	46.7	38.0	0	1	52	0								
12/12	at Chicago	2	71	35.5	17.0	1	0	38	0								
12/19	Green Bay	5	202	40.4	35.2	0	1	48	0								
12/26	at Buffalo	5	206	41.2	41.2	0	3	48	0								
01/02	Miami	2	96	48.0	48.0	0	1	49	0								
2010 Totals		58	2505	43.2	38.4	5	19	65	0								
01/16	N.Y. Jets	4	188	47.0	41.0	1	0	55	0								
2010 Postseason		4	188	47.0	41.0	1	0	55	0								



**Antwaun
MOLDEN**

27
HT: 6-1 WT: 198
Born: 1/23/85 Exp. (NFL/Patriots): 4/1
GP/GS (Playoffs): 48/2 (3/0) Acq: CW (DEN)-11
College: Eastern Kentucky Hometown: Cleveland, Ohio

★ ★ ★ **CORNERBACK** ★ ★ ★

CAREER TRANSACTIONS

Antwaun Molden was claimed off waivers and awarded to the Patriots from the Houston Texans on Sept. 1, 2011 ... Originally drafted by Houston in the third round (16th overall) of the 2008 NFL Draft ... Waived by Houston (8/30/11).

SEASONAL REVIEWS

2011 (16/2, 3/0)

- ★ Appeared in all three playoff games and finished with seven tackles.
- ★ Collected four tackles in a reserve role against the N.Y. Giants (2/5).
- ★ Made two tackles against Baltimore (1/22).
- ★ Saw action as a reserve and assisted on one tackle in win over Denver (1/14).
- ★ Played in all 16 games with two starts, registered a career-high 28 tackles on defense, two interceptions and 11 special teams tackles.
- ★ Made a career-high six tackles on defense, one on special teams and intercepted his second pass of the season for 13 yards against Buffalo (1/1).
- ★ Saw action in a reserve role against the Dolphins (12/24).
- ★ Accumulated one special teams tackle at Denver (12/18).
- ★ Played on special teams in win over Washington (12/11).
- ★ Saw action mainly on special teams, registering one tackle against the Colts (12/4).
- ★ Started his second consecutive game at cornerback against the Eagles (11/27) and came away with his first career interception and returned it 27 yards. Also made four tackles.
- ★ Earned his first career start at cornerback against the Chiefs (11/21), made five tackles and two special teams tackles and was credited with his first pass defended.
- ★ Tallied three tackles on defense and one special teams tackle at the New York Jets (11/13).
- ★ Saw action in a reserve role and on special teams against the N.Y. Giants (11/6).
- ★ Made a career-high five stops against the Steelers (10/30).
- ★ Made two tackles on defense and assisted on another against the Cowboys (10/16).
- ★ Made two special teams tackles against the N.Y. Jets (10/9).
- ★ Made two tackles as a sub on defense at Oakland (10/2).
- ★ Saw action in a reserve role and on special teams, finishing with one tackle at Buffalo (9/25).
- ★ Played on special teams and defense against the Chargers in his Gillette Stadium debut (9/18).

- ★ Played on special teams against the Dolphins in his Patriots debut (9/12).

2010 (14/0 – Houston)

- ★ Played in 14 games and finished the season with six special teams tackles and one fumble recovery on special teams.
- ★ The majority of his playing time was on special teams.
- ★ Recovered a fumble on special teams at Indianapolis (11/1).

2009 (4/0 – Houston)

- ★ Played cornerback and on special teams in four games and finished the season with two special teams tackles.
- ★ Missed the majority of the season due to a quadriceps injury that forced him to Injured Reserve.

2008 (14/0 – Houston)

- ★ Played in 14 games with the majority of his action coming on special teams.
- ★ Finished second on the team with 19 special teams tackles.
- ★ Recorded two special teams tackles in his first NFL game at Pittsburgh (9/7).
- ★ Played at cornerback and registered his first defensive tackle vs. Miami (10/12).
- ★ Suffered a broken ankle late in the season and finished the year on Injured Reserve.

COLLEGE

- ★ Started 23 of 46 college football games between Toledo and Eastern Kentucky.
- ★ Transferred to Eastern Kentucky from Toledo as a sophomore in 2005.
- ★ Recorded a career-best 72 total tackles as a senior with nine pass deflections, a fumble recovery and three interceptions.
- ★ Appeared in all 13 games as a freshman at Toledo.

PERSONAL


- ★ Attended Glenville (Cleveland, Ohio) High School, playing football for Ted Ginn, Sr. father of NFL receiver Ted Ginn, Jr.
- ★ Also, part of three track relay teams that set three national records during his senior season.
- ★ Criminal Justice major.
- ★ Born on Jan. 23, 1985.



★ ★ ★ ★ ★ ANTWAUN MOLDEN ★ ★ ★ ★ ★

Pos: CB Ht: 6-1 Wt: 198 Year: 4th Acq: CW (DEN)-11 College: Eastern Kentucky Born: 1/23/85

REGULAR SEASON		TACKLES						INTERCEPTIONS						MISCELLANEOUS					
Year	Team	G/S	TT	UT	A	S	Yds	No	Yds	Avg	Lg	TD	PD	FF	FR	Yds	TD	SpT	
2008	Texans	14/0	1	1	0	0.0	0.0	0	0	0.0	0	0	0	0	0	0	0	19	
2009	Texans	4/0	0	0	0	0.0	0.0	0	0	0.0	0	0	0	0	0	0	0	2	
2010	Texans	13/0	0	0	0	0.0	0.0	0	0	0.0	0	0	0	0	1	0	0	6	
2011	Patriots	16/2	28	22	6	0.0	0.0	2	40	20.0	27	0	3	0	0	0	0	11	
Totals - 4 years		47/2	29	23	6	0.0	0.0	2	40	20.0	27	0	3	0	1	0	0	38	
POSTSEASON		TACKLES						INTERCEPTIONS						MISCELLANEOUS					
2011	Patriots	3/0	7	6	1	0.0	0.0	0	0	0.0	0	0	0	0	0	0	0	0	
Totals - 1 year		3/0	7	6	1	0.0	0.0	0	0	0.0	0	0	0	0	0	0	0	0	



Sterling MOORE

29

HT: 5-10 WT: 205

Born: 2/3/1990 Exp. (NFL/Patriots): Rookie

GP/GS (Playoffs): 6/3 (3/0) Acq: FA-11

College: Southern Methodist Hometown: Antioch, Calif.

★ ★ ★ ★ ★ CORNERBACK ★ ★ ★ ★ ★

CAREER TRANSACTIONS

Sterling Moore was originally signed by Oakland as a rookie free agent (7/28/11) ... Released by Oakland (9/3/11) ... Signed by Oakland to the practice squad (9/4/11) ... Released by Oakland from the practice squad (9/26/11) ... Signed to the Patriots practice squad (10/5/11) ... Signed by the Patriots to the 53-man roster from the practice squad (10/15/11) ... Released by the Patriots (10/17/11) ... Signed to the Patriots practice squad (10/19/11) ... Signed by the Patriots to the 53-man roster from the practice squad (11/9/11) ... Released by the Patriots (12/10/11) ... Signed to the Patriots practice squad (12/14/11) ... Signed by the Patriots to the 53-man roster from the practice squad (12/23/11).

SEASONAL REVIEWS

2011 (6/3, 3/0)

- ★ Appeared in all three playoff games as a reserve and led the Patriots with six passes defended.
- ★ Collected three tackles and defended two passes against the N.Y. Giants (2/5).
- ★ Saw action at cornerback, made two tackles and defended two passes on the game's final drive to help preserve a win for the Patriots over Baltimore (1/22).
- ★ Saw action in a reserve role, finishing with one tackle and two passes defended against Denver (1/14).
- ★ Finished his rookie campaign appearing in six games with three starts coming at safety. Registered seven tackles, two interceptions, returning one for his first career touchdown.
- ★ Earned NFL Rookie of the week honors for his

performance against The Bills, in which he made his first two career interceptions, returning the initial pick 21 yards for his first NFL touchdown (1/1). Also assisted on one tackle.

- ★ Active but did not play against the Dolphins (12/24).
- ★ Saw action on defense in a reserve role, finishing with one tackle against Indianapolis (12/4).
- ★ Made his third consecutive start at safety and made two tackles against the Eagles (11/27).
- ★ Started at safety and made two tackles against the Chiefs (11/21).
- ★ Started his first career game at safety against the Jets (11/13) and registered one tackle.
- ★ Made his first NFL appearance, playing in a reserve role against the Cowboys (10/16).

COLLEGE

- ★ Played two seasons at SMU after transferring from Laney College, where he was a California all-JUCO selection
- ★ Played in eight games as a senior and recorded two interceptions for 64 yards with one touchdown, one sack and zero passes defended.
- ★ Played in 11 games with 10 starts as a junior and led the team with 11 passes defended.

PERSONAL


- ★ Born February 3, 1990.
- ★ Attended Deer Valley (Antioch, Calif.) High School.
- ★ Played wide receiver and defensive back.
- ★ Also played basketball.

★ ★ ★ ★ ★ STERLING MOORE ★ ★ ★ ★ ★

Pos: CB Ht: 5-10 Wt: 205 Year: R Acq: FA-11 College: Southern Methodist Born: 2/3/90

REGULAR SEASON		TACKLES						INTERCEPTIONS						MISCELLANEOUS				
Year	Team	G/S	TT	UT	A	S	Yds	No	Yds	Avg	Lg	TD	PD	FF	FR	Yds	TD	SpT
2011	Patriots	6/3	7	6	1	0.0	0.0	2	26	13.0	21t	1	2	0	0	0	0	0
Totals - 1 year		6/3	7	6	1	0.0	0.0	2	26	13.0	21t	1	2	0	0	0	0	0
POSTSEASON		TACKLES						INTERCEPTIONS						MISCELLANEOUS				
2011	Patriots	3/0	6	6	0	0.0	0.0	0	0	0.0	0	0	6	0	0	0	0	0
Totals - 1 year		3/0	6	6	0	0.0	0.0	0	0	0.0	0	0	6	0	0	0	0	0





Rob NINKOVICH

50

HT: 6-2 WT: 255

Born: 2/1/84 Exp. (NFL/Patriots): 6/3

GP/GS (Playoffs): 55/26 (5/4) Acq: FA-09

College: Purdue Hometown: Blue Island, Ill.

★ ★ ★ LINEBACKER ★ ★ ★

CAREER TRANSACTIONS

Rob Ninkovich was signed by the Patriots as a free agent on Aug. 2, 2009 ... Originally drafted by the New Orleans Saints in the fifth round (135th overall) of the 2006 draft ... Waived by New Orleans (9/6/07) ... Claimed off waivers by Miami on (9/7/07) ... Waived by Miami on (9/31/08) ... Signed to the Miami practice squad on (9/3/08) ... Signed by Miami to the 53-man roster from the practice squad (11/15/08) ... Waived by Miami on (11/21/08) ... Signed to the Miami practice squad on (11/22/08) ... Signed by New Orleans from the Miami practice squad (12/3/08) ... Waived by New Orleans (7/30/09).

CAREER HIGHLIGHTS

- ★ Recorded the franchise's second-longest fumble return at San Diego (10/24/10) when he returned a Chargers fumble 63 yards to the San Diego 8-yard line.
- ★ Converted from defensive line to linebacker when he entered the NFL as a fifth-round pick of New Orleans in 2006.

SEASONAL REVIEWS

2011 (16/16, 3/3)

- ★ Started all three playoff games and made 16 tackles, 2.0 sacks for 12.5 yards and four quarterback hits.
- ★ Made four tackles including a half-sack for 3.0 yards and two quarterback hits against the N.Y. Giants (2/5).
- ★ Started at linebacker and accumulated a playoff single-game career-high seven tackles against Baltimore (1/22).
- ★ Started and collected five tackles and 1.5 sacks for 9.5 yards. Also forced a fumble on Denver's first drive that led to a Patriots touchdown (1/14).
- ★ Started all 16 games and finished with career highs in tackles (62) and sacks (6.5 for 54 yards). Also scored his first career touchdown on an interception return.
- ★ Assisted on two tackles in win over Bills (1/1).
- ★ Accumulated five tackles including his fifth sack in six games which forced his first career fumble vs. Miami (12/24). Also made one special teams tackle.
- ★ Picked up five tackles including his fourth sack in the last five games for 28 yards against the Broncos (12/18). Also recovered a second-quarter fumble that led to a field goal.
- ★ Made six tackles in the Patriots win over the Redskins (12/11).
- ★ Finished with three tackles and his third straight game with a sack, an eight-yard loss, against the Colts (12/4).
- ★ Finished with three tackles and one sack for a seven-yard loss in Philadelphia (11/27).
- ★ Picked up six tackles, two quarterback hits and one sack for a five-yard loss against the Chiefs (11/21).
- ★ Keyed the Patriots defense to a win against the N.Y. Jets (11/13) with five tackles and two second-half interceptions, the latter a 12-yard pick six for first career touchdown to seal a 37-16 win.
- ★ Collected seven tackles, one quarterback hit and a pass defended against the N.Y. Giants (11/6). Also recovered a fumble on a muffed Giants punt that led to a Patriots field goal.
- ★ Registered three tackles in Pittsburgh (10/30).
- ★ Made five stops and registered his first pass defended of 2011 against the Cowboys (10/16).
- ★ Made a season-high six tackles and registered a half sack against the Jets (10/9).

- ★ Started at outside linebacker and finished with six tackles at Oakland (10/2).

- ★ Made his third consecutive start at outside linebacker in Buffalo (9/25) and finished with one tackle.

- ★ Started and made a key fourth-quarter fumble recovery that led to a Patriots touchdown against the Chargers (9/18).

- ★ Recorded one tackle and one quarterback hit in a start against the Dolphins (9/12).

2010 (16/10, 1/1)

- ★ Played in 16 games with 10 starts and finished the season with career-bests of 58 total tackles on defense, 4.0 sacks, two interceptions, three passes defended, three fumble recoveries and 11 special teams tackles. His three fumble recoveries tied for first in the AFC and third in the NFL.

- ★ Was credited with his first career fumble recovery when James Sanders stripped RB Cedric Benson in the first quarter of the season opener vs. Cincinnati (9/12) to give the Patriots a first down on the Bengals 28-yard line.

- ★ Made his first career start at N.Y. Jets (9/19), registering five tackles and one special teams tackle.

- ★ Recorded his first two NFL interceptions at Miami (10/4), picking off QB Chad Henne in the first quarter and again in the second quarter, marking the first two-interception game for a Patriot since Leigh Bodden had three vs. N.Y. Jets on Nov. 22, 2009. Ninkovich also added his second career sack in the fourth quarter.

- ★ Registered a career-high nine tackles vs. Baltimore (10/17).

- ★ Returned a fumble 63 yards at San Diego (10/24) to the Chargers' 8-yard line, setting up a field goal by Stephen Gostkowski (10/24). The return was the second longest fumble return in Patriots history, second only to Richard Seymour's 68-yard touchdown return (10/3/04). Registered one tackle.

- ★ Recorded the first two-sack game of his career vs. Miami (1/2), dropping Tyler Thigpen for a three-yard loss in the second quarter and an eight-yard loss in the fourth quarter. Also recovered a Chad Henne fumble at the New England 41-yard line that was forced by Eric Moore, ultimately leading to a Patriots field goal in a 38-7 win.

2009 (15/0, 1/0)

- ★ Waived by New Orleans late in July and was signed by New England on Aug. 2, 2009.

- ★ Played in a career-high 15 games, while also setting personal bests in tackles (10), passes defended (2) and special teams tackles (11).

- ★ Was inactive vs. the N.Y. Jets (11/22).

- ★ Saw significant action at outside linebacker at Denver (10/11) and registered his first NFL sack hauling down former Purdue teammate Kyle Orton for a 3-yard loss in the second quarter.

- ★ Tallied a career-high four tackles on defense in the Patriots 59-0 victory vs. Tennessee (10/18).

- ★ Played on special teams in the postseason game vs. Baltimore (1/10).

2008 (1/0 – Miami/New Orleans)

- ★ Began the season on the Miami practice squad.

- ★ Was signed from the practice squad to the 53-man roster on Nov. 15 and saw action in a reserve role vs. Oakland (11/16).

- ★ Was waived by Miami on Nov. 20 and re-signed to the Miami practice squad.



★ Signed by New Orleans off the Miami practice squad on Dec. 3 and was inactive for the final four games of the season.

2007 (4/0 – Miami)

- ★ Played in four games for Miami in a reserve role.
- ★ Was inactive for 12 contests.
- ★ Finished the year with two special teams tackles.

2006 (3/0 – New Orleans)

- ★ As a rookie with the Saints, played in three games as a reserve and posted two tackles and a pass defended on defense and two special teams tackles.
- ★ Sustained a knee injury in a week three game vs. Atlanta (9/25) and was placed on injured reserve.

COLLEGE

- ★ Was a two-year letterman at Purdue (2004-05) during which time he played in 23 games with five starts.
- ★ Amassed 71 tackles, 16 sacks, two interceptions, two forced fumbles and a fumble recovery during that time.
- ★ As a senior, was a second-team All-Big Ten selection when he registered 48 tackles, eight sacks, two interceptions, two forced fumbles and a fumble recovery.

★ Also caught a 1-yard touchdown pass from Curtis Painter in a 37-3 win over Illinois.

★ Matched his single-game career high total for sacks with four against Indiana for the second year in a row.

★ Tallied eight sacks as a junior, including two in a 41-16 victory over Notre Dame when he hauled in a 2-yard touchdown pass from Kyle Orton.

★ Transferred to Purdue following a two-year stint at Joliet (Ill.) Junior College (2002-03).

★ While there, set the school single-season record for sacks with 16 in 2003.

★ Helped Joliet Junior College to the NJCAA National Championship as a freshman in 2002.

★ Majored in organizational leadership and supervision.

PERSONAL

★ Robert Michael Ninkovich was born on Feb. 1, 1984, in Blue Island, Ill.

★ Attended Lincoln-Way Central High School in New Lenox, Ill., where he played defensive end and tight end.

★ Also lettered in baseball.


★ ★ ★ ★ ★ ROB NINKOVICH ★ ★ ★ ★ ★

Pos: LB Ht: 6-2 Wt: 255 Year: 6th Acq: FA-09 College: Purdue Born: 2/1/84

REGULAR SEASON			TACKLES					INTERCEPTIONS						MISCELLANEOUS				
Year	Team	G/S	TT	UT	A	S	Yds	No	Yds	Avg	Lg	TD	PD	FF	FR	Yds	TD	SpT
2006	Saints	3/0	2	1	1	0.0	0	0	0	0.0	0	0	1	0	0	0	0	2
2007	Dolphins	4/0	0	0	0	0.0	0	0	0	0.0	0	0	0	0	0	0	0	2
2008	Miami/NO	1/0	0	0	0	0.0	0	0	0	0.0	0	0	0	0	0	0	0	0
2009	Patriots	15/0	10	5	5	1.0	3	0	0	0.0	0	0	2	0	0	0	0	11
2010	Patriots	16/10	58	35	23	4.0	25	2	1	0.5	1	0	3	0	3	63	0	11
2011	Patriots	16/16	62	46	16	6.5	54	2	30	15.0	18	1	4	1	2	0	0	1
Totals - 6 Years		55/26	132	87	45	11.5	82	4	31	7.8	18	1	10	1	5	63	0	27
POSTSEASON			TACKLES					INTERCEPTIONS						MISCELLANEOUS				
Year	Team	G/S	TT	UT	A	S	Yds	No	Yds	Avg	Lg	TD	PD	FF	FR	Yds	TD	SpT
2009	Patriots	1/0	0	0	0	0.0	0	0	0	0.0	0	0	1	0	0	0	0	0
2010	Patriots	1/1	4	2	2	0.0	0	0	0	0.0	0	0	2	0	0	0	0	0
2011	Patriots	3/3	16	8	8	2.0	12.5	0	0	0.0	0	0	0	1	0	0	0	0
Totals - 3 Years		5/4	20	10	10	2.0	12.5	0	0	0.0	0	0	3	1	0	0	0	0

★ ★ ★ ★ ★ NINKOVICH'S CAREER GAME-BY-GAME ★ ★ ★ ★ ★

2009	Opponent	P/S	TT	UT	A	S	Yds	Int	Yds	PD	FF	FR	SpT	2010	Opponent	P/S	TT	UT	A	S	Yds	Int	Yds	PD	FF	FR	SpT
09/14	Buffalo	p	1	0	1	-	-	-	-	-	-	-	-	09/12	Cincinnati	p	4	2	2	-	-	-	-	-	-	1	1
09/20	at N.Y. Jets	p	0	0	0	-	-	-	-	-	-	-	-	09/19	at N.Y. Jets	S	5	3	2	-	-	-	-	-	-	-	1
09/27	Atlanta	p	0	0	0	-	-	-	-	-	-	-	-	09/26	Buffalo	S	2	0	2	-	-	-	-	-	-	-	-
10/04	Ravens	p	0	0	0	-	-	-	-	-	-	-	-	10/04	at Miami	S	5	3	2	1.0	7.0	2	1	2	-	-	1
10/11	at Denver	p	1	1	0	1.0	3.0	-	-	1	-	-	-	10/17	Baltimore	S	9	8	1	-	-	-	-	-	-	-	-
10/18	Tennessee	p	4	2	2	-	-	-	-	-	-	-	2	10/24	at San Diego	S	1	1	0	-	-	-	-	-	-	1	-
10/25	at Tampa Bay	p	0	0	0	-	-	-	-	-	-	-	-	10/31	Minnesota	S	3	1	2	-	-	-	-	-	-	-	1
11/08	Miami	p	0	0	0	-	-	-	-	-	-	-	-	11/07	at Cleveland	S	4	1	3	-	-	-	-	-	-	-	-
11/15	at Indianapolis	p	0	0	0	-	-	-	-	-	-	-	-	11/14	at Pittsburgh	S	3	2	1	-	-	-	-	-	-	-	-
11/22	N.Y. Jets							Inactive						11/21	Indianapolis	p	2	0	2	-	-	-	-	-	-	-	-
11/30	at New Orleans	p	0	0	0	-	-	-	-	-	-	-	1	11/25	at Detroit	p	2	0	2	-	-	-	-	-	-	-	-
12/06	at Miami	p	0	0	0	-	-	-	-	-	-	-	1	12/06	N.Y. Jets	p	2	2	0	-	-	-	-	-	-	-	1
12/13	Carolina	p	1	0	1	-	-	-	-	-	-	-	1	12/12	at Chicago	S	2	1	1	-	-	-	-	-	1	-	3
12/20	at Buffalo	p	1	0	1	-	-	-	-	-	-	-	-	12/19	Green Bay	p	6	5	1	1.0	7.0	-	-	-	-	-	1
12/27	Jacksonville	p	1	1	0	-	-	-	-	-	-	-	3	12/26	at Buffalo	p	3	2	1	-	-	-	-	-	-	-	1
01/03	at Houston	p	1	1	0	-	-	-	-	-	-	-	1	01/02	Miami	S	5	4	1	2.0	11.0	-	-	-	-	-	1
2009 Totals		15/0	10	5	5	1.0	3.0	0	0	2	0	0	11	2010 Totals		16/10	58	35	23	4.0	25.0	2	1	3	0	3	11
01/10	Baltimore	p	0	0	0	-	-	-	-	-	-	-	-	01/16	N.Y. Jets	S	4	2	2	-	-	-	-	-	-	2	-
2009 Postseason		1/0	0	0	0	0.0	0.0	0	0	0	0	0	0	2010 Postseason		1/1	4	2	2	0.0	0.0	0	0	0	2	0	0



Chad OCHOCINCO

HT: 6-2 **WT:** 195

Born: 1/9/78 **Exp.** (NFL/Patriots): 11/1

GP/GS (Playoffs): 166/135 (4/2) **Acq:** TR (CIN)-11

College: Oregon State **Hometown:** Miami, Fla.

PRO BOWLS:

85

★ ★ ★
WIDE RECEIVER
★ ★ ★

03

04

05

06

07

09

CAREER TRANSACTIONS

Chad Ochocinco was acquired by the Patriots from the Cincinnati Bengals on July 29, 2011 for undisclosed draft considerations ... Originally drafted by the Cincinnati Bengals in the second round (36th overall) of the 2001 NFL Draft.

CAREER HIGHLIGHTS

- ★ In 2010, he became one of 34 receivers to reach 10,000 receiving yards or more and he finished the 2011 season ranked 26th in NFL history.
- ★ Has two 200-yard games to his credit with a career-high 260 yards receiving on Nov. 11, 2006 vs. San Diego and 209 yards on Sept. 16, 2007 at Cleveland.
- ★ Named to the Pro Bowl six times (2003, 2004, 2005, 2006, 2007 and 2009).

SEASONAL REVIEWS

2011 (15/3, 2/0)

- ★ Played in two playoff games and caught one pass for 21 yards.
- ★ Caught one pass for 21 yards vs. the N.Y. Giants (2/5).
- ★ Inactive for Patriots' AFC Championship win over Baltimore (1/22).
- ★ Saw action in a reserve role against Denver in the Divisional playoff game (1/14).
- ★ Played in 15 games with three starts and caught 15 passes for 276 yards (18.4 avg.) and a touchdown.
- ★ Caught one pass for 15 yards against Miami (12/24).
- ★ Started and caught one pass for 33 yards and his first touchdown of the season against the Broncos (12/18).
- ★ Saw action in reserve and caught one pass for 15 yards against Washington (12/11).
- ★ Saw action in a reserve role and caught one pass for 12 yards against Indianapolis (12/4).
- ★ Was inactive due to injury against the Eagles (11/27).
- ★ Played in a reserve role against the Chiefs (11/21).
- ★ Caught two passes against the New York Jets (11/13), one for a season-long 53 yard gain in the first quarter that led to a Patriots field goal.

★ ★ ★ CAREER HIGHLIGHTS ★ ★ ★

(Regular-Season)

Receptions:	12	Sept. 12, 2010 at New England
		Nov. 25, 2007 vs. Tennessee
Yards:	260	Nov. 12, 1206 vs. San Diego
Average:	34.0	Oct. 21, 2007 vs. N.Y. Jets
Long:	82t	Oct. 19, 2003 vs. Baltimore
Touchdowns:	3	Nov. 25, 2007 vs. Tennessee
		Nov. 19, 2006 at New Orleans
		Nov. 23, 2003 at San Diego



EXTRA POINTS

- ★ Played as "Chad Johnson" for the first seven years of his Bengals career. He legally changed his last name to Ochocinco prior to the 2008 season.
- ★ Teamed with Cheryl Burke on ABC television's highly-rated "Dancing With the Stars" during the 2010 offseason.

- ★ Played in a reserve role against the Giants (11/6), Steelers (10/30) and Cowboys (10/16).
- ★ Started and caught two passes for 26 yards against the Jets (10/9).
- ★ Caught two passes for 26 yards against the Raiders (10/2).
- ★ Made his first start in a Patriots uniform, catching two passes for 28 yards in Buffalo (9/25).
- ★ Caught two passes for 45 yards in his Gillette Stadium debut against the Chargers (9/18).
- ★ Caught one 14-yard pass against the Dolphins in his Patriots debut (9/12).

2010 (14/12 - Cincinnati)

- ★ Played in 14 games with 12 starts and finished with 67 receptions for 831 yards and four touchdowns.
- ★ Finished the season opener at New England with 12 catches for 159 yards and one touchdown, tying a career-high for receptions (9/12).
- ★ Had a second 10-plus catch and 100-plus game at Atlanta (10/24) after finishing with 10 receptions for 108 yards.
- ★ Caught four passes for 44 yards vs. Baltimore, including 700th career reception on his final catch of the day, an 11-yarder as Bengals drove for a field goal (9/19).
- ★ Led club with 96 yards (on five catches) Dec. 5 vs. New Orleans, all five catches coming on touchdown drives.

2009 (16/15, 1/1 - Cincinnati)

- ★ Played in 16 games with 15 starts and finished with 72 receptions for 1,047 yards and nine touchdowns.
- ★ Topped the 1,000-yard receiving mark for the seventh time in his 10-year career.
- ★ Caught seven passes for 94 yards vs. Baltimore (10/11) and drew 25 yards in Ravens' penalties against him on Bengals' game-winning touchdown drive.
- ★ Registered nine catches for 137 yards vs. Detroit (12/6) including a 36-yard touchdown that put team up for good.
- ★ Caught a 49-yard touchdown and set up another touchdown with a 26-yard rush at San Diego (12/20).



- ★ Saw his club record streak of 120 straight games with a catch end in season finale vs. Jets (1/3)
- ★ In preseason, kicked PAT for the winning margin at New England (8/20) while subbing for injured K Shayne Graham in a 7-6 win.

2008 (13/10 – Cincinnati)

- ★ Played in 13 games with ten starts and finished with 53 receptions for 540 yards and four touchdowns.
- ★ Inactive for game vs. Pittsburgh (11/20), ending streak of 113 consecutive games played (seventh in team history).
- ★ Scored team's first two touchdowns in win vs. Jacksonville (11/2).

2007 (16/16 – Cincinnati)

- ★ Played and started in all 16 games and finished with 93 receptions for 1,440 yards and eight touchdowns.
- ★ Broke his own single-season record for receiving yards with 1,440 yards.
- ★ Had five 100-yard receiving games, tying a team record he already shared.
- ★ Became the Bengals' all-time receiving yards leader with 7,229 with a 209-yard game vs. Cleveland (9/16).
- ★ Became the Bengals' all-time receptions leader with 537 vs. Tennessee (11/25).
- ★ Named AFC Offensive Player of the Week for the Tennessee game (11/25) when he had 103 yards with 3 touchdown catches.
- ★ Scored two touchdowns vs. Miami (12/30) including a 70-yarder that was Bengals' longest play from scrimmage that season.
- ★ Named to fifth straight Pro Bowl.

2006 (16/16 – Cincinnati)

- ★ Played and started in all 16 games and finished with 87 receptions for 1,369 yards and seven touchdowns.
- ★ Led the NFL in receiving yards with 1,369 and was voted to fourth straight Pro Bowl.
- ★ Set up the winning touchdown vs. Carolina (10/22) with a 32-yard catch on 4th and 1.
- ★ Named to the Associated Press All-Pro team for the third straight season and named All-Pro by Pro Football Weekly/Pro Football Writers Association.

2005 (16/16, 1/1 – Cincinnati)

- ★ Played and started in all 16 games and finished with nine touchdowns. Set career highs in receptions (97) as well as yards (1,432), which both led the AFC.
- ★ Caught a 70-yard touchdown the game's second play from scrimmage vs. Minnesota (9/18), finishing with seven catches for 139 yards.
- ★ Had 189 receiving yards vs. Indianapolis (11/20).
- ★ Caught a then-career high 11 passes in win at Detroit (12/18)
- ★ Named to third straight Pro Bowl.

2004 (16/16 – Cincinnati)

- ★ Played and started in all 16 games and finished with 95 receptions for 1,274 yards and nine touchdowns.
- ★ Led the AFC in receiving yards with 1,274 and his 95 catches were the third most in the NFL.
- ★ Caught seven passes for 149 yards in a Monday night win vs. Denver (10/25), with a pair of 50-yard receptions.

★ ★ ★ HONORS & AWARDS ★ ★ ★

2009

Pro Bowl

2007

Pro Bowl

2006

Pro Bowl

Associated Press All-Pro

Pro Football Weekly/Pro Football Writers Association

2005

Pro Bowl

2004

Pro Bowl

2003

Pro Bowl

★ ★ ★ 100-YARD GAMES ★ ★ ★

REGULAR SEASON 100-YARD GAMES (31)

DATE	OPPONENT	NO.	YDS	AVG.	LG	TD
11/10/02	at Baltimore	7	110	15.7	39t	1
11/17/02	Cleveland	4	103	25.8	72t	1
11/24/02	at Pittsburgh	7	152	21.7	55	0
12/08/02	at Carolina	6	114	19.0	32	0
12/29/02	at Buffalo	6	123	20.5	50	0
09/14/03	at Oakland	8	131	16.4	34	0
10/19/03	Baltimore	5	130	26.0	82t	1
11/23/03	at San Diego	10	107	10.7	22	3
11/30/03	at Pittsburgh	6	117	19.5	58	1
12/21/03	at St. Louis	7	115	16.4	47	0
10/25/04	Denver	7	149	21.3	50t	1
11/28/04	Cleveland	10	117	11.7	46t	1
12/05/04	at Baltimore	10	161	16.1	51	2
09/18/05	Minnesota	7	139	19.9	70t	1
10/16/05	at Tennessee	8	135	16.9	35	1
11/20/05	Indianapolis	8	189	23.6	68t	1
12/24/05	Buffalo	9	117	13.0	41t	1
11/12/06	San Diego	11	260	23.6	74t	2
11/19/06	at New Orleans	6	190	31.7	60t	3
11/26/06	at Cleveland	7	123	17.6	43	0
12/10/06	Oakland	5	101	20.2	42	0
09/16/07	at Cleveland	11	209	19.0	32	2
09/23/07	at Seattle	9	138	15.3	20	0
10/21/07	New York Jets	3	102	34.0	56	0
11/25/07	Tennessee	12	103	8.6	22	3
12/30/07	at Miami	4	131	32.8	70t	2
10/18/09	Houston	5	103	20.6	50	0
10/25/09	Chicago	10	118	11.8	19	2
12/06/09	Detroit	9	137	15.2	36t	1
09/12/10	at New England	12	159	13.3	28t	1
10/24/10	at Atlanta	10	108	10.8	18	1

- ★ Caught two touchdowns, including the game winner with 44 seconds remaining vs. NY Giants (12/26).
- ★ Named to his second straight Pro Bowl.

2003 (16/14 – Cincinnati)

- ★ Played in 16 games and started in 14, finishing with 90 receptions for 1,355 yards and 10 touchdowns.
- ★ Led the AFC in receiving yards with 1,355, breaking the Bengals' single-season record.
- ★ Had a career-long 82-yard reception (for a touchdown) in win vs. Baltimore (10/19)
- ★ Caught the game-winning touchdown vs. Seattle (10/26) with a 53-yard reception.
- ★ Tied a Bengals record with three touchdown catches vs. San Diego (11/23).
- ★ Earned his first Pro Bowl Berth, registering the second most yards in game history with 156 and the second longest touchdown in history (90 yards).

2002 (16/14 – Cincinnati)

- ★ Played in all 16 games with 14 starts, finishing with 69 receptions for 1,166 yards and five touchdowns.
- ★ Led the team in receptions with 69 and yards per catch with 16.9.
- ★ Posted the most receiving yards (1,166) ever for a first or second-year Bengal.
- ★ Caught seven passes for 152 yards vs. Pittsburgh (11/24).

2001 (12/3 – Cincinnati)

- ★ Played in all 12 games with three starts, finishing with 28 receptions for 329 yards and one touchdown.

- ★ Finished third on the team in receiving yards with 329, despite missing four games due to a fractured left clavicle suffered vs. Cleveland (10/14).
- ★ Registered his first two NFL catches at San Diego (9/30) with the second going for a touchdown.

COLLEGE

- ★ In 2000, his only major college season, averaged 21.8 yards per catch, helping Oregon State to a No. 4 national ranking and a Fiesta Bowl win over Notre Dame.
 - ★ Caught touchdown passes of four and 74 yards in the Fiesta Bowl.
 - ★ College teammate of WR T.J. Houshmandzadeh, with both players being chosen by the Bengals in the 2001 NFL Draft.
 - ★ Played in 1997 and 1999 at Santa Monica (Calif.) College. He sat out during the 1998 season to concentrate on academics.
- ### PERSONAL
- ★ Hometown is Miami, Fla.
 - ★ Attended Miami Beach High School.
 - ★ Physical Education major at Oregon State.
 - ★ Attended Langston University (Okla.) in 1996 but did not play football.
 - ★ Enjoys following international soccer.

★ ★ ★ ★ ★ CHAD OCHOCINCO ★ ★ ★ ★ ★

Pos: WR Ht: 6-1 Wt: 192 lbs Year: 11th Acq: TR (CIN)-11 College: Oregon State Born: 1/9/78

REGULAR SEASON			RECEIVING					RUSHING				
Year	Team	G/S	No	Yds	Avg	Lg	TD	No	Yds	Avg	Lg	TD
2001	Bengals	12/3	28	329	11.8	28	1	0	0	0.0	0	0
2002	Bengals	16/14	69	1166	16.9	72t	5	0	0	0.0	0	0
2003	Bengals	16/14	90	1355	15.1	82t	10	0	0	0	0	0
2004	Bengals	16/16	95	1274	13.4	53t	9	4	39	9.8	18	0
2005	Bengals	16/16	97	1432	14.8	70t	9	5	33	6.6	11	0
2006	Bengals	16/16	87	1369	15.7	74t	7	6	24	4.0	8	0
2007	Bengals	16/16	93	1440	15.5	70t	8	6	47	7.8	16	0
2008	Bengals	13/10	53	540	10.2	26	4	0	0	0	0	0
2009	Bengals	16/15	72	1047	14.5	50	9	3	32	10.7	26	0
2010	Bengals	14/12	67	831	12.4	42	4	0	0	0	0	0
2011	Patriots	15/3	15	276	18.4	53	1	0	0	0	0	0
Totals - 11 Years		166/135	766	11,059	14.4	82T	67	24	175	7.3	26	0
POSTSEASON			RECEIVING					RUSHING				
Year	Team	G/S	No	Yds	Avg	Lg	TD	No	Yds	Avg	Lg	TD
2005	Bengals	1/1	4	59	14.8	24	0	0	0	0.0	0	0
2009	Bengals	1/1	2	28	14.0	19	0	0	0	0.0	0	0
2011	Patriots	2/0	1	21	21.0	21	0	0	0	0.0	0	0
Totals - 3 Years		4/2	7	108	15.4	24	0	0	0	0.0	0	0

★ ★ ★ ★ ★ OCHOCINCO'S CAREER GAME-BY-GAME ★ ★ ★ ★ ★

2010	Opponent	P/S	No	Yds	Avg	LG	TD	11/14	at Indianapolis	S	7	86	12.3	25	1
09/12	at New England	S	12	159	13.3	28t	1	11/21	Buffalo	S	3	28	9.3	17	1
09/19	Baltimore	S	4	44	11.0	14	0	11/25	at N.Y. Jets	S	4	41	10.3	12	0
09/26	at Carolina	S	4	34	8.5	13	0	12/5	New Orleans	S	5	96	19.2	33	0
10/03	at Cleveland	S	3	59	19.7	42	0	12/12	at Pittsburgh	S	6	71	11.8	16	0
10/10	Tampa Bay	S	3	20	6.7	9	0	12/19	Cleveland	P	2	36	18.0	20	0
10/24	at Atlanta	S	10	108	10.8	18	1	12/26	San Diego	S		Inactive			
10/31	Miami	P	3	34	11.3	14	0	01/02	at Baltimore	S		Inactive			
11/08	Pittsburgh	S	1	15	15.0	15	0	2010 Totals							
								14/2	67		831	12.4	42	4	



★ ★ ★ ★ ★ OCHOCINCO'S CAREER GAME-BY-GAME (CONT.) ★ ★ ★ ★ ★

2009	Opponent	P/S	No	Yds	Avg	LG	TD
09/13	Denver	S	5	89	17.8	34	0
09/20	at Green Bay	S	4	91	22.8	44	1
09/27	Pittsburgh	S	5	54	10.8	21	0
10/04	at Cleveland	P	3	24	8.0	17	2
10/11	at Baltimore	S	7	94	13.4	21	0
10/18	Houston	S	5	103	20.6	50	0
10/25	Chicago	S	10	118	11.8	19	2
11/08	Baltimore	S	5	66	13.2	21	0
11/15	at Pittsburgh	S	2	29	14.5	16	0
11/22	at Oakland	S	4	67	16.8	30	0
11/29	Cleveland	S	3	38	12.7	15	0
12/06	Detroit	S	9	137	15.2	36t	1
12/13	at Minnesota	S	3	27	9.0	15t	1
12/20	at San Diego	S	3	79	26.3	49t	1
12/27	Kansas City	S	4	31	7.8	15	1
01/03	at N.Y. Jets	S	0	0	—	—	0
2009 Totals	16/5	72	1047	14.5	50	9	0
01/09	N.Y. Jets	S	2	28	14.0	19	0
2009 Postseason	1/1	2	28	14.0	19	0	0

2008	Opponent	P/S	No	Yds	Avg	LG	TD
09/07	at Baltimore	S	1	22	22.0	22	0
09/14	Tennessee	S	4	37	9.3	13	0
09/21	at N.Y. Giants	S	3	29	9.7	16	0
09/28	Cleveland	P	3	28	9.3	13	1
10/05	at Dallas	S	3	43	14.3	19	0
10/12	at N.Y. Jets	S	5	57	11.4	16	0
10/19	Pittsburgh	S	8	52	6.5	9	1
10/26	at Houston	S	5	44	8.8	14	0
11/02	Jacksonville	S	5	37	7.4	11	2
11/16	Philadelphia	S	4	34	8.5	12	0
11/20	at Pittsburgh			Inactive			
11/30	Baltimore	S	4	45	11.3	18	0
12/07	at Indianapolis	P	5	79	15.8	26	0
12/14	Washington	P	3	33	11.0	13	0
12/21	at Cleveland			Inactive			
12/28	Kansas City			Inactive			
2008 Totals	13/10	53	540	10.2	26	4	0

2007	Opponent	P/S	No	Yds	Avg	LG	TD
09/10	Baltimore	S	5	95	19.0	39t	1
09/16	at Cleveland	S	11	209	19.0	32	2
09/23	at Seattle	S	9	138	15.3	20	0
10/01	New England	S	3	53	17.7	21	0
10/14	at Kansas City	S	8	83	10.4	20	0
10/21	N.Y. Jets	S	3	102	34.0	56	0
10/28	Pittsburgh	S	5	51	10.2	16	0
11/04	at Buffalo	S	3	48	16.0	24	0
11/11	at Baltimore	S	4	73	18.3	23	0
11/18	Arizona	S	8	86	10.8	20	0
11/25	Tennessee	S	12	103	8.6	22	3
12/02	at Pittsburgh	S	6	86	14.3	24	0
12/09	St. Louis	S	2	60	30.0	52	0
12/15	at San Francisco	S	6	78	13.0	25	0
12/23	Cleveland	S	4	44	11.0	17	0
12/30	at Miami	S	4	131	32.8	70t	2
2007 Totals	16/16	93	1440	15.5	70t	8	0

2006	Opponent	P/S	No	Yds	Avg	LG	TD
09/10	at Kansas City	S	5	48	9.6	15	0
09/17	Cleveland	S	6	78	13.0	18	1
09/24	at Pittsburgh	S	1	11	11.0	11	0
10/01	New England	S	6	64	10.7	16	0
10/15	at Tampa Bay	S	6	99	16.5	51	0
10/22	Carolina	S	6	73	12.2	32	0
10/29	Atlanta	S	6	78	13.0	20	1
11/05	at Baltimore	S	4	31	7.8	15	0
11/12	San Diego	S	11	260	23.6	74t	2
11/19	at New Orleans	S	6	190	31.7	60t	3
11/26	at Cleveland	S	7	123	17.6	43	0
11/30	Baltimore	S	8	91	11.4	24	0
12/10	Oakland	S	5	101	20.2	42	0
12/18	at Indianapolis	S	3	37	12.3	16	0
12/24	at Denver	S	3	32	10.7	14	0
12/31	Pittsburgh	S	4	53	13.3	16	0
2006 Totals	16/6	87	1369	15.7	74t	7	0

2005	Opponent	P/S	No	Yds	Avg	LG	TD
09/11	at Cleveland	S	9	91	10.1	15	0
09/18	Minnesota	S	7	139	19.9	70t	1
09/25	at Chicago	S	3	77	25.7	40t	2
10/2	Houston	S	7	67	9.6	15	0
10/09	at Jacksonville	S	5	52	10.4	14t	1
10/16	at Tennessee	S	8	135	16.9	35	1
10/23	Pittsburgh	S	4	94	23.5	47	0
10/30	Green Bay	S	5	62	12.4	38	0

11/06	at Baltimore	S	5	91	18.2	48	0
11/20	Indianapolis	S	8	189	23.6	68t	1
11/27	Baltimore	S	5	88	17.6	54t	1
12/04	at Pittsburgh	S	5	54	10.8	19	0
12/11	Cleveland	S	2	22	11.0	15	0
12/18	at Detroit	S	11	99	9.0	20	1
12/24	Buffalo	S	9	117	13.0	41t	1
01/01	at Kansas City	S	4	55	13.8	32	0
2005 Totals	16/16	97	1432	14.8	70t	9	0
01/08	Pittsburgh	S	4	59	14.8	24	0
2005 Postseason	1/1	4	59	14.8	24	0	0

2004	Opponent	P/S	No	Yds	Avg	LG	TD
09/12	at N.Y. Jets	S	5	99	19.8	53t	1
09/19	Miami	S	3	45	15.0	20	0
09/26	Baltimore	S	8	99	12.4	23	0
10/03	at Pittsburgh	S	4	54	13.5	24	0
10/17	at Cleveland	S	3	37	12.3	18	0
10/25	Denver	S	7	149	21.3	50t	1
10/31	at Tennessee	S	6	67	11.2	18	0
11/07	Dallas	S	8	74	9.3	23	0
11/14	at Washington	S	6	89	14.8	34	0
11/21	Pittsburgh	S	5	80	16.0	36t	1
11/28	Cleveland	S	10	117	11.7	46t	1
12/05	at Baltimore	S	10	161	16.1	51	2
12/12	at New England	S	5	80	16.0	27	1
12/19	Buffalo	S	2	10	5.0	7	0
12/26	N.Y. Giants	S	8	46	5.8	10	2
01/02	at Philadelphia	S	5	67	13.4	27	0
2004 Totals	16/16	95	1274	13.4	53t	9	0

2003	Opponent	P/S	No	Yds	Avg	LG	TD
09/07	Denver	S	6	95	15.8	41t	1
09/14	at Oakland	S	8	131	16.4	34	0
09/21	Pittsburgh	P	4	77	19.3	31	0
09/28	at Cleveland	S	3	67	22.3	55t	2
10/05	at Buffalo	S	6	59	9.8	12	0
10/19	Baltimore	S	5	130	26.0	82t	1
10/26	Seattle	S	3	84	28.0	53t	1
11/02	at Arizona	S	4	75	18.8	41	0
11/09	Houston	S	9	89	9.9	22	0
11/16	Kansas City	S	7	74	10.6	23	0
11/23	at San Diego	S	10	107	10.7	22	3
11/30	at Pittsburgh	P	6	117	19.5	58	1
12/07	at Baltimore	S	2	15	7.5	9	0
12/14	San Francisco	S	6	91	15.2	26	1
12/21	at St. Louis	S	7	115	16.4	47	0
12/28	Cleveland	S	4	29	7.3	13	0
2003 Totals	16/14	90	1355	15.1	82t	10	0

2002	Opponent	P/S	No	Yds	Avg	LG	TD
09/08	San Diego	P	0	0	—	—	0
09/15	at Cleveland	P	4	58	14.5	22t	1
09/22	at Atlanta	P	1	20	20.0	20	0
09/29	Tampa Bay	S	0	0	—	—	0
10/06	at Indianapolis	S	6	72	12.0	17	0
10/13	Pittsburgh	S	7	71	10.1	19	0
10/27	Tennessee	S	6	86	14.3	24	0
11/03	at Houston	S	3	41	13.7	18	1
11/10	at Baltimore	S	7	110	15.7	39t	1
11/17	Cleveland	S	4	103	25.8	72t	1
11/24	at Pittsburgh	S	7	152	21.7	55	0
12/01	Baltimore	S	4	78	19.5	35t	1
12/08	at Carolina	S	6	114	19.0	32	0
12/15	Jacksonville	S	4	91	22.8	44	0
12/22	New Orleans	S	4	47	11.8	15	0
12/29	at Buffalo	S	6	123	20.5	50	0
2002 Totals	16/3	69	1166	16.9	72t	5	0

2001	Opponent	P/S	No	Yds	Avg	LG	TD
09/09	New England	P	0	0	—	—	0
09/23	Baltimore	S	0	0	—	—	0
09/30	at San Diego	P	2	28	14.0	20	1
10/07	at Pittsburgh	S	5	52	10.4	20	0
10/14	Cleveland	P	5	68	13.6	16	0
10/21	Chicago			Inactive			
10/28	at Detroit			Inactive			
11/11	at Jacksonville			Inactive			
11/18	Tennessee			Inactive			
11/25	at Cleveland	P	1	7	7.0	7	0
12/02	Tampa Bay	P	2	27	13.5	15	0
12/09	Jacksonville	P	4	47	11.8	17	0
12/16	at New York Jets	P	2	13	6.5	9	0
12/23	at Baltimore	P	3	28	9.3	10	0
12/30	Pittsburgh	P	2	25	12.5	14	0
01/06	at Tennessee	S	2	34	17.0	28	0
2001 Totals	12/3	28	329	11.8	28	1	0



Rich OHRNBERGER

60

HT: 6-2 WT: 300
Born: 2/14/86 Exp. (NFL/Patriots): 3/3
GP/GS (Playoffs): 5/0 (0/0) Acq: D4-09 (123rd)
College: Penn. State Hometown: East Meadow, N.Y.

★ ★ ★ OFFENSIVE LINE ★ ★ ★

CAREER TRANSACTIONS

Rich Ohrnberger was drafted by the New England Patriots in the fourth round (123rd overall) of the 2009 NFL Draft ... Signed by the Patriots (6/16/09) ... Released by the Patriots (9/4/10) ... Signed to the Patriots practice squad (9/6/10) ... Signed to the Patriots 53-man roster from the practice squad (9/29/10) ... Placed on injured reserve (9/3/11).

SEASONAL REVIEWS

2011 (0/0)

- ★ Placed on injured reserve on Sept. 3, 2011.

2010 (2/0, 0/0)

- ★ Began the season on the practice squad before being signed to the 53-man roster on Sept. 29.
- ★ Was inactive for 11 games before playing in the final two games of the regular season.
- ★ Saw playing time on special teams at Buffalo (12/26) and significant time on the offensive line at right guard in the regular-season finale vs. Miami (1/2).
- ★ Was inactive for the postseason game vs. N.Y. Jets (1/16).

2009 (3/0, 0/0)

- ★ Played in three games and was inactive for 13 games and the postseason game vs. Baltimore (1/10).
- ★ Played in his first NFL game in the Patriots' 31-14 win over the New York Jets (11/22) as a reserve at right guard and on special teams protection units.
- ★ Also played in a reserve role at Miami (12/6) and at Buffalo (12/20).

COLLEGE

- ★ Started 35 games on the Penn State offensive line.
- ★ Gained third-team AP All-American honors and a first-team All-Big Ten selection in his senior season.
- ★ In his second season as a starter in 2007, Ohrnberger began turning his hard work, experience and natural physical gifts into becoming one of the top offensive linemen in the Big Ten, gaining second-team All-Big Ten honors.



EXTRA POINTS

- ★ Ohrnberger earned a reputation as a class clown and prankster while at Penn State. Perhaps his most infamous prank involved impersonating teammate A.Q. Shipley during an October 2008 conference call with reporters. In addition, he performed stand-up comedy at the Hollywood Improv during team activities prior to the 2009 Rose Bowl.

PERSONAL

- ★ Richard Paul Ohrnberger was born Feb. 14, 1986 to Patricia and Richard Ohrnberger.
- ★ Lettered in both football and lacrosse at East Meadow (N.Y.) High School.
- ★ He was a three-year letterman and two-year captain in football.
- ★ Was named the 2003 New York AA Player-of-the-Year and was a two-time all-conference, two-time all-county, all-metro and All-Long Island pick.
- ★ Recipient of the Thorp Award as the Most Outstanding Player in Nassau County and did not allow any sacks his senior season.
- ★ Also averaged 38.0 yards per punt.
- ★ Considered to be the funniest player in the locker room by his Penn State teammates.
- ★ Studied human development and family studies at Penn State.



Lousaka POLITE

36

HT: 6-0 WT: 245
Born: 9/14/81 Exp. (NFL/Patriots): 8/0
GP/GS (Playoffs): 76/27 (5/1) Acq: FA-11
College: Pittsburgh Hometown: Pittsburgh, Pa.

★ ★ ★ FULLBACK ★ ★ ★

CAREER TRANSACTIONS

Lousaka Polite was signed by the Patriots on December 27, 2011 ... Originally signed with Dallas as an undrafted free agent (4/30/04). ... Released by Dallas (9/5/04) and was later re-signed to the practice squad (11/3/04) ... Signed to the active roster by Dallas (12/28/04) ... Released by Dallas (10/20/06) ... Re-signed by Dallas (11/2/06) ... Waived by Dallas (11/7/06) ... Re-signed by Dallas (04/26/07) ... Released by Dallas (9/1/07) ... Signed to the active roster by Chicago (9/4/07) ... Waived by Chicago (8/30/08) ... Signed to the active roster by Miami (10/16/08) ... Released by Miami (9/3/11).

SEASONAL REVIEWS

2011 (1/0, 3/0 – New England)

- ★ Played in all three postseason games, compiling three yards on one carry.
- ★ Saw action at fullback against the N.Y. Giants (2/5).
- ★ Played as a reserve in win over Baltimore (1/22).
- ★ Saw action as a reserve and rushed for three yards on one carry against Denver (1/14).
- ★ Signed during the last week of the regular season and appeared in the final game.
- ★ Saw action on special teams, making one tackle and as a reserve on offense against Buffalo (1/1).

2011 (0/0 – Miami)


- ★ Went to training camp with Miami but was released prior to the start of the regular season on Sept. 3, 2011.

2010 (16/10, 0/0 – Miami)

- ★ Appeared in all 16 games for the second consecutive season.
- ★ Led the NFL in third-and-one rushing conversions: 13/15, 92.3% conversion rate.
- ★ Set a career high with 10 starts at fullback.
- ★ Became the third Dolphin player to receive Nat Moore Community Service Award in consecutive seasons.
- ★ Recorded a season-long 14 yard reception vs. New York Jets. (9/26/11).
- ★ Had four carries for a season high 12 yards and recorded his first career touchdown vs. Detroit (12/26/11).
- ★ Finished with 26 carries, 62 yards and one touchdown.
- ★ Set a career high in receptions with 12 and recorded 61 receiving yards.

2009 (16/9 – Miami)

- ★ Tallied 37 carries for 123 yards, both career highs.
- ★ Was a perfect 17-for-17 on third- or fourth-and-one conversions when given the football.
- ★ Rushed for a season high 22 yards, including a season



EXTRA POINTS

- ★ Over the course of his three year Dolphins career, Polite converted on 41-out-of-43 third- and fourth-and-one situations (95.3% conversion rate).

long 13 yard carry at Buffalo (11/29/09).

- ★ Recorded a season high four carries twice; at Carolina (11/19/09) and at Jacksonville (12/13/09).
- ★ Recipient of the Nat Moore Community Service Award.

2008 (11/5, 1/1 – Miami)

- ★ Had 23 carries for 85 yards and six catches for 24 yards.
- ★ Set a career high with 3.7 yards per carry (minimum five attempts).
- ★ Made his Dolphins debut vs. Baltimore (10/19/08).
- ★ Started his first game for the Dolphins vs. Buffalo (10/26/08) and had one carry for three yards.
- ★ Rushed for a season high 20 yards on three carries at St. Louis (11/30/08).
- ★ Started the AFC Wild Card game vs. Baltimore and tallied three carries for 15 yards (1/4/09).

2007 (5/0 – Chicago)

- ★ Made eight special teams tackles over the course of the season.

2006 (12/0, 1/0 – Dallas)

- ★ Recorded seven carries for 18 yards.
- ★ Tallied two receptions for 21 yards, including a 12 yard catch.

2005 (14/3 – Dallas)

- ★ Posted two carries for eight yards.
- ★ Accumulated nine receptions for 72 yards, including his first career touchdown.

2004 (1/0 – Dallas)

- ★ Appeared in one game as a rookie and recorded one reception for four yards.

COLLEGE

- ★ Attended the University of Pittsburgh (2000-03) and was a four year letterman.
- ★ Amassed 657 rushing yards on 180 carries (3.65 avg.) and four touchdowns.
- ★ He was the first three-time captain in the program's history.



★ Recorded 59 receptions for 485 yards and two touchdowns during his four year career.

PERSONAL

★ Born on Sept. 14, 1981.

★ Over the course of his three year Dolphins career, Polite converted on 41-out-of-43 third- and fourth-and-one situations (95.3% conversion rate).


★ Joined former president Bill Clinton and teammates at the Miami-Dade Country Homeless Trust's Homestead complex to help out at the facilities on April 18, 2010. Polite also spoke with Clinton at Miami Edison Middle School.

★ Attended Woodland Hills High School in Pittsburgh, the same high school as Patriots tight end Rob Gronkowski.

★ ★ ★ ★ ★ LOUSAKA POLITE ★ ★ ★ ★ ★

Pos: RB Ht: 6-0 Wt: 245 Year: 8 Acq: FA-11 College: Pittsburgh Born: 9/14/81

REGULAR SEASON		RUSHING							RECEIVING				
Year	Team	G/S	No	Yds	Avg	Lg	TD		No	Yds	Avg	Lg	TD
2004	Dallas	1/0	0	0	0.0	0	0		1	4	4.0	4	0
2005	Dallas	14/3	2	8	4.0	6	0		9	72	8.0	15	1
2006	Dallas	12/0	7	18	2.6	4	0		2	21	10.5	12	0
2007	Chicago	5/0	0	0	0.0	0	0		0	0	0.0	0	0
2008	Miami	11/5	23	85	3.7	14	0		6	24	4.0	9	0
2009	Miami	16/9	37	123	3.3	13	0		11	51	4.6	10	0
2010	Miami	16/10	26	62	2.4	4	1		12	61	5.1	14	0
2011	Patriots	1/0	0	0	0.0	0	0		0	0	0.0	0	0
Totals - 8 years		76/27	95	296	3.1	14	1		41	233	5.7	15	1
POSTSEASON		RUSHING							RECEIVING				
Year	Team	G/S	No	Yds	Avg	Lg	TD		No	Yds	Avg	Lg	TD
2006	Dallas	1/0	0	0	0.0	0	0		0	0	0.0	0	0
2008	Miami	1/1	3	15	5.0	11	0		0	0	0.0	9	0
2011	Patriots	3/0	1	3	3.0	3	0		0	0	0.0	0	0
Totals - 3 years		5/1	4	18	4.5	11	0		0	0	0.0	9	0



**Myron
PRYOR**

91

HT: 6-1 WT: 310

Born: 6/13/86 Exp. (NFL/Patriots): 3/3

GP/GS (Playoffs): 24/2 (1/0) Acq: D6b-09 (207th)

College: Kentucky Hometown: Louisville, Ky.

★ ★ ★ DEFENSIVE LINE ★ ★ ★

CAREER TRANSACTIONS

Myron Pryor was drafted by the New England Patriots in the sixth round (207th overall) of the 2009 NFL Draft ... Signed by the Patriots (7/23/09) ... Placed on injured reserve with a shoulder injury (9/21/11).

SEASONAL REVIEWS

2011 (2/0)

★ Played in the first two games of the season and made three tackles with a half-sack before being placed on injured reserve on Sept. 21, 2011 with a shoulder injury suffered against San Diego (9/18).

★ Saw time as a substitute against the Chargers (9/18).

★ Played in a reserve role against the Dolphins, tallying three tackles, three quarterback hits and combining with Vince Wilfork for a nine-yard sack of Chad Henne on third-and-five in the fourth quarter (9/12).

2010 (9/2, 0/0)

★ Played in nine games with two starts and finished the season with 14 tackles and 0.5 sacks.



EXTRA POINTS

★ Pryor and Boston Celtics point guard Rajon Rondo played each other in youth football, went to the same Louisville-based high school, attended the University of Kentucky together and now play in the same pro market. Pryor claims that Rondo was the best quarterback he saw in Pee Wee football when the two were youngsters.

★ Missed seven games due to injury and the postseason game vs. N.Y. Jets (1/16).

★ Made his first career start vs. Cincinnati (9/12) and also started at Cleveland (11/7).

★ Registered his first NFL sack vs. Cincinnati (9/12) when he combined with Tully Banta-Cain on a four-yard sack of Carson Palmer on third-and-two to complete the Patriots'



first defensive possession of the season, forcing Cincinnati to punt.

2009 (13/0, 1/0)

★ Played in 13 games as a reserve along the defensive line and finished the season with 23 total tackles and one forced fumble.

★ Was inactive for three games – vs. Buffalo (9/14), vs. Carolina (12/13) and at Buffalo (12/20).

★ Recorded his first career forced fumble in the Patriots' 59-0 win vs. Tennessee (10/18), stripping Nate Washington of the ball on a broken play in the third quarter to end a Titans drive at the New England 17-yard line.

★ Saw action as a reserve in the postseason game vs. Baltimore (1/10) and finished with one solo tackle.

COLLEGE

★ A four-year starter, Pryor earned second-team All-SEC honors as a senior.

★ Three-year starter at defensive tackle, appearing in 47 games, registering 35 starts.

★ Had 118 tackles (71 solo) in his career.

★ Recovered a fumble and returned it 72 yards for a score at Louisville as a senior in 2008. Also caused a fumble that teammate Ashton Cobb returned 27 yards for a touchdown against Louisville. Blocked a field goal attempt that David Jones returned for a score against Vanderbilt.

PERSONAL

★ Myron Pryor was born June 13, 1986 the son of Marilyn Pryor.

★ Three-year starter at offensive tackle and on the defensive line at Eastern High School in Louisville, Ky.

★ Named first-team all-state by the *Louisville Courier-Journal* and second-team all-state by the Associated Press as a senior.

★ Named to the *Lexington Herald-Leader* Class of the Commonwealth list of the Top-22 seniors in Kentucky.

★ Selected all-metro Louisville by the *Voice-Tribune*.

★ Given the Republic Bank Award for the top defensive lineman in Louisville.

★ Two-year letterman on the wrestling and track and field teams.

★ Competed in the shot put and discus throw.

★ Majored in family and consumer sciences at Kentucky.

★ ★ ★ ★ ★ MYRON PRYOR ★ ★ ★ ★ ★																			
Pos: DL		Ht: 6-1		Wt: 310		Year: 3rd		Acq: D6B-09		College: Kentucky				Born: 6/13/86					
REGULAR SEASON			TACKLES					INTERCEPTIONS						MISCELLANEOUS					
Year	Team	G/S	TT	UT	A	S	Yds	No	Yds	Avg	Lg	TD	PD	FF	FR	Yds	TD	SpT	
2009	Patriots	13/0	23	13	10	0.0	0.0	0	0	0.0	0	0	0	1	0	0	0	0	
2010	Patriots	9/2	14	8	6	0.5	2.0	0	0	0.0	0	0	0	0	0	0	0	0	
2011	Patriots	2/0	3	2	1	0.5	4.5	0	0	0.0	0	0	0	0	0	0	0	0	
Totals - 3 years		24/2	40	23	17	1.0	6.5	0	0	0.0	0	0	0	1	0	0	0	0	
POSTSEASON			TACKLES					INTERCEPTIONS						MISCELLANEOUS					
Year	Team	G/S	TT	UT	A	S	Yds	No	Yds	Avg	Lg	TD	PD	FF	FR	Yds	TD	SpT	
2009	Patriots	1/0	1	1	0	0.0	0.0	0	0	0.0	0	0	0	0	0	0	0	0	
2010	Patriots	0/0	0	0	0	0.0	0.0	0	0	0.0	0	0	0	0	0	0	0	0	
Totals - 2 years		1/0	1	1	0	0.0	0.0	0	0	0.0	0	0	0	0	0	0	0	0	

★ ★ ★ ★ ★ PRYOR'S CAREER GAME-BY-GAME ★ ★ ★ ★ ★																											
2009	Opponent	P/S	TT	UT	A	S	Yds	Int	Yds	PD	FF	FR	SpT	2010	Opponent	P/S	TT	UT	A	S	Yds	Int	Yds	PD	FF	FR	SpT
09/14	Buffalo				Inactive									09/12	Cincinnati	S	3	2	1	0.5	2.0						
09/20	at N.Y. Jets	p	-	-	-	-	-	-	-	-	-	-	-	09/19	at N.Y. Jets	p	1	1	0	-	-	-	-	-	-	-	-
09/27	Atlanta	p	3	0	3	-	-	-	-	-	-	-	-	09/26	Buffalo	p	0	0	0	-	-	-	-	-	-	-	-
10/04	Baltimore	p	1	1	0	-	-	-	-	-	-	-	-	10/04	at Miami	p	0	0	0	-	-	-	-	-	-	-	-
10/11	at Denver	p	1	0	1	-	-	-	-	-	-	-	-	10/17	Baltimore	p	1	0	1	-	-	-	-	-	-	-	-
10/18	Tennessee	p	5	3	2	-	-	-	-	-	-	-	1	10/24	at San Diego	p	2	1	1	-	-	-	-	-	-	-	-
10/25	at Tampa Bay	p	2	1	1	-	-	-	-	-	-	-	-	10/31	Minnesota	p	1	1	0	-	-	-	-	-	-	-	-
11/08	Miami	p	4	3	1	-	-	-	-	-	-	-	-	11/07	Cleveland	S	4	2	2	-	-	-	-	-	-	-	-
11/15	at Indianapolis	p	2	1	1	-	-	-	-	-	-	-	-	11/14	at Pittsburgh						Inactive						
11/22	N.Y. Jets	p	-	-	-	-	-	-	-	-	-	-	-	11/21	Indianapolis						Inactive						
11/30	at New Orleans	p	1	1	0	-	-	-	-	-	-	-	-	11/25	at Detroit						Inactive						
12/06	at Miami	p	1	1	0	-	-	-	-	-	-	-	-	12/06	N.Y. Jets						Inactive						
12/13	Carolina				Inactive									12/12	at Chicago						Inactive						
12/20	at Buffalo				Inactive									12/19	Green Bay						Inactive						
12/27	Jacksonville	p	2	1	1	-	-	-	-	-	-	-	-	12/26	at Buffalo						Inactive						
01/03	at Houston	p	1	1	0	-	-	-	-	-	-	-	-	01/02	Miami	p	2	1	1	-	-	-	-	-	-	-	-
2009 Totals			13/0	23	13	10	0.0	0.0	0	0	0	0	1	2010 Totals			14	8	6	0.5	2.0	0	0	0	0	0	0
01/10	Baltimore	p	1	1	0	-	-	-	-	-	-	-	-	01/16	N.Y. Jets						Inactive						
2009 Postseason		1/0	1	1	0	0.0	0.0	0	0	0	0	0	0	2010 Postseason		0/0	0	0	0	0	0	0	0	0	0	0	



**Stevan
RIDLEY**

22

HT: 5-11 WT: 225

Born: 1/27/89 Exp. (NFL/Patriots): Rookie

GS/GP (Playoffs): 16/2 (1/0) Acq: D3a-11 (73rd)

College: Louisiana State Hometown: Natchez, Miss.

★ ★ ★ **R U N N I N G B A C K** ★ ★ ★

PRONOUNCED STEE-ven

CAREER TRANSACTIONS

Stevan Ridley was drafted by the New England Patriots in the third round (73rd overall) of the 2011 NFL Draft.

SEASONAL REVIEWS

2011 (16/2, 1/0)

- ★ Appeared in one playoff game, accumulating 25 yards of offense.
- ★ Did not play against the N.Y. Giants (2/5).
- ★ Inactive for Patriots' win over the Ravens (1/22).
- ★ Accumulated 21 yards on 4 carries (5.3 avg.) and caught one pass for four yards in win over the Broncos (1/14).
- ★ Played in all 16 games with two starts and gained 441 yards on 87 carries (5.1 avg.) and a touchdown. Also caught three passes for 13 yards (4.3 avg.).
- ★ Started and gained 81 yards on a career-high 15 carries (5.4 avg.) in win over Buffalo (1/1).
- ★ Ran for 64 yards on 13 carries against Miami (12/24).
- ★ Picked up 65 yards on 11 carries in win at Denver (12/18).
- ★ Played special teams in win over Redskins (12/11).
- ★ Rushed eight times for 33 yards against the Colts (12/4).
- ★ Picked up four yards on four carries in Philadelphia (11/27).
- ★ Saw action on special teams and in a reserve role on offense against the Chiefs (11/21).
- ★ Totaled five carries for four yards against the Jets (11/13).
- ★ Saw action in a reserve role and carried three times for 10 yards against the Giants (11/6). Also caught a pass for two yards.
- ★ Made his first career start and had three carries for 19 yards, including a 16-yard run on the Patriots' first drive to help set up an early field goal against the Cowboys (10/16).
- ★ Carried the ball seven times for 13 yards against the Jets (10/9).
- ★ Led the Patriots rushing attack for the second consecutive week with 10 carries for 97 yards. Ridley had several long runs, including a 33-yard TD run in the third quarter for his first NFL score in Oakland (10/2). Also caught a pass for three yards.
- ★ Led the Patriots with 42 yards on six carries and caught his first career pass for eight yards at Buffalo (9/25).
- ★ Accrued his first two pro rushes for nine yards on consecutive plays in the second quarter against the Chargers (9/18).
- ★ Made his NFL debut against the Dolphins (9/12).

COLLEGE

- ★ Started nine of 39 games that he played in at Louisiana State, carrying 306 times for 1,419 yards (4.64 avg.) and 19 touchdowns.

- ★ Caught 17 passes for 94 yards (5.53 avg.) and scored 114 points.
- ★ Recorded 26 tackles (10 solos) and gained 1,513 all-purpose yards.
- ★ Became the 13th player in school history to rush for over 1,000 yards in a season.
- ★ His 1,147 rushing yards in 2010 rank seventh on the Tigers' annual record chart behind Charles Alexander (1,686 in 1977; 1,172 in 1978), Kevin Faulk (1,282 in 1996; 1,279 in 1998), Dalton Hilliard (1,268 in 1984) and Charles Scott (1,174 in 2008).
- ★ His 249 carries in 2010 placed fifth on the university's season-record list, topped by Charles Alexander (311 in 1977; 281 in 1978) and Dalton Hilliard (258 in 1985; 254 in 1984).
- ★ His 15 touchdown runs in 2010 tied Kevin Faulk (1997) for fourth on the Tigers' annual record chart, surpassed by LaBrandon Toefield (19 in 2001), Charles Scott (18 in 2008) and Charles Alexander (17 in 1977).
- ★ Honors and Awards (2010): Third-team All-American honors (as a fullback) from *The NFL Draft Report*; All-Southeastern Conference first-team choice by the league's coaches; second-team accolades from the Associated Press; SEC Offensive Player of the Week vs. Tennessee.
- ★ Selected squad captain and played in all 13 games.
- ★ Led the Southeastern Conference, as he recorded 15 tackles (3 solos) on special teams in 2008.
- ★ Red-shirted as a freshman.

PERSONAL

- ★ Attended Trinity Episcopal (Natchez, Miss.) High School.
- ★ Widely considered the top all-around athlete in the state of Mississippi as a senior in 2006.
- ★ Two-way star played tailback, fullback, quarterback and linebacker during his playing days with the Saints.
- ★ Rated the state of Mississippi's sixth-best overall prospect and the 21nd-best overall athlete in the nation by Rivals.com.
- ★ Named first-team All-State by the *Clarion Ledger* after accumulating 3,089 yards rushing and 28 touchdowns as a senior.
- ★ 2006 Natchez Democrat Metro Player of the Year after he led his team to the Class 1A state championship, in which he had 52 carries for 317 yards and three TDs.
- ★ As a junior, tallied over 2,300 all-purpose yards, including 1,818 yards rushing with 22 touch-downs, passing for another 841 yards.
- ★ Also collected 86 tackles (36 solos) to earn Class 2A All-State first-team accolades.
- ★ General Studies major.
- ★ Son of Carolyn and Leon Ridley III.
- ★ Born Stevan Todd Ridley on Jan. 27, 1989.



★ ★ ★ ★ ★ STEVAN RIDLEY ★ ★ ★ ★ ★

Pos: RB Ht: 5-11 Wt: 225 Year: R Acq: D3a-11 College: Louisiana State Born: 1/27/89

REGULAR SEASON		RUSHING						RECEIVING					
Year	Team	G/S	No	Yds	Avg	Lg	TD	No	Yds	Avg	Lg	TD	
2011	Patriots	16/2	87	441	5.1	33t	1	3	13	4.8	8	0	
Totals - 1 year		16/2	87	441	5.1	33t	1	3	13	4.8	8	0	
POSTSEASON		RUSHING						RECEIVING					
Year	Team	G/S	No	Yds	Avg	Lg	TD	No	Yds	Avg	Lg	TD	
2011	Patriots	1/0	4	21	5.3	11	0	1	4	4.0	4	0	
Totals - 1 year		1/0	4	21	5.3	11	0	1	4	4.0	4	0	



Alex

SILVESTRO

69

HT: 6-3 WT: 267

Born: 11/15/1988 Exp. (NFL/Patriots): Rookie

GP/GS (Playoffs): 1/0 (0/0) Acq: FA-11

College: Rutgers Hometown: Gibbstown, N.J.

★ ★ ★ DEFENSIVE END ★ ★ ★

CAREER TRANSACTIONS

Alex Silvestro was signed by the Patriots as a rookie free agent on July 27, 2011 ... Released by the Patriots (9/3/11) ... Signed to the Practice Squad (9/28/11) ... Signed to the Active Roster (12/23/11) ... Released by the Patriots (12/30/11) ... Signed to the Practice Squad (12/31/11) ... Signed by the Patriots to the 53-man roster (2/4/12).

SEASONAL REVIEWS

2011 (1/0, 0/0)

★ Active but did not play in Super Bowl XLVI against the Giants (2/5).

★ Saw his first NFL action against Miami, registering two assisted tackles (12/24).

COLLEGE

★ Began his career at Rutgers as a linebacker before moving to defensive end and defensive tackle.

★ Was a three-year starter.

★ As a senior in 2010, had 56 total tackles, 14.5 for a loss, and 4.5 sacks.

★ Was named the Rutgers' defensive MVP for the 2010 season

★ In 49 career games, he totaled 154 tackles and 10 sacks.

PERSONAL

★ Born Nov. 15, 1988 in Gibbstown, N.J.



Matthew
SLATER

18

HT: 6-0 WT: 200

Born: 9/9/85 Exp. (NFL/Patriots): 4/4

GP/GS (Playoffs): 59/3 (5/0) Acq: D5-08 (153rd)

College: UCLA Hometown: Anaheim, Calif.

PRO BOWLS

★ ★ ★ WIDE RECEIVER ★ ★ ★

CAREER TRANSACTIONS

Matthew Slater was drafted by the New England Patriots in the fifth round (153rd overall) of the 2008 NFL Draft ... Signed by the Patriots (6/14/08).

SEASONAL REVIEWS

2011 (16/3, 3/0)

★ Appeared in three postseason games, primarily on special teams and made one tackle.

★ Played primarily on special teams against the N.Y. Giants (2/5) and Baltimore (1/22).

★ Played primarily on special teams and made tackle against Denver (1/14).

★ Earned his first career Pro Bowl invitation as a special teams player.

★ Was elected captain for the first time by his teammates.

★ Appeared in all 16 games and made three starts on defense at safety. Finished with 10 tackles, 17 special teams tackles, one forced fumble and caught one pass for 46 yards on offense.

★ Saw action as a reserve in win over the Bills (1/1).

★ Saw action as a reserve against the Dolphins (12/24).

★ Started his third straight game at safety and made one tackle on defense and a season-high four special teams tackles at Denver (12/18).



★ Started his second straight game at safety, finishing with one tackle on defense and one special teams tackle in Washington (12/11).

★ Made his first career start, opening the game at safety and making seven tackles and forcing a fumble that the Patriots recovered, leading to a touchdown in a win over Indianapolis (12/4).

★ Saw action on special teams and as a reserve on offense against the Eagles (11/27).

★ Registered one special teams tackle against Kansas City (11/21).

★ Made a season-high three special teams tackles against the Jets (11/13).

★ Played special teams against the Giants (11/6), making one tackle and returning one kickoff for 10 yards.

★ Played special teams, registering one tackle against the Steelers (10/30).

★ Played mainly on special teams in win over the Cowboys

(10/16). Returned one kickoff for 22 yards

★ Made one special teams tackle against the Jets (10/9).

★ Made one special teams tackle and saw time at wide receiver in Oakland (10/2).

★ Recorded one special teams tackle at Buffalo (9/25).

★ Made one special teams tackle on a punt to drop the Chargers for a two-yard loss on the return (9/18).

★ Recorded his first NFL reception, a 46-yard pass from Tom Brady in the first quarter against the Dolphins (9/12). Also made one special teams tackle and returned a kickoff 22 yards.

2010 (15/0)

★ Finished the season with a career-high and team-leading 21 tackles on special teams.

★ Registered three special teams tackles against Miami (1/2).

★ Made one special teams tackle against Buffalo (12/26).

★ Tallied three special teams tackles against the Packers (12/19).

★ Made one special teams tackle against the Bears (12/12).

★ Recorded a season-high four special teams tackles against the Jets (12/6).

★ Played on special teams against the Colts (11/21) and Lions (11/25).

★ Made one special teams tackle against the Steelers (11/14).

★ Tallied two special teams tackles against the Browns (11/7).

★ Was inactive against the Vikings (10/31).

★ Saw time on special teams against the Ravens (10/17) and Chargers (10/24).

★ Played on special teams against the Dolphins (10/4).

★ Saw time at wide receiver as well as on special teams (two tackles) against the Bills (9/26).

★ Had two special teams tackles in both the season opener against the Cincinnati Bengals (9/12) and in week two against the Jets (9/19).

2009 (14/0, 1/0)

★ Played in 14 games and finished with 269 kickoff return yards on 11 returns, seven special teams tackles and one rushing attempt for six yards.

★ Was inactive for the first two games due to an injury suffered during the preseason.

★ Majority of his playing time was on special teams as a kickoff returner and on the kickoff coverage, punt and punt coverage teams.

★ Made his 2009 debut vs. Atlanta (9/27).

★ Had his first NFL offensive touch at Buffalo (12/20) with a 6-yard gain on an end around in the second quarter.



EXTRA POINTS

★ Matthew has been active in various children's ministries programs at his hometown church and he hopes to pursue seminary study in his post-football career.

★ Matthew's father, Jackie Slater, was elected to the Pro Football Hall of Fame in 2001. He spent 20 seasons with the Los Angeles Rams, played in 259 games, and was elected to the Pro Football Hall of Fame in his first year of eligibility. Matthew is one of six sons of Hall of Fame players to be drafted in NFL history.



- ★ Had a career-high 35-yard kickoff return in the regular-season finale at Houston (1/3).
- ★ Played in a reserve role at wide receiver and on special teams coverage units in the postseason game vs. Baltimore (1/10). Had two kickoff returns for 46 yards and one special teams tackle.

2008 (14/0)

- ★ Played in 14 games and was inactive for two contests, while finishing second on the team with 13 special teams tackles as a rookie in 2008.
- ★ Made his NFL debut against Kansas City (9/7).
- ★ Led the team in special teams tackles once (at SEA) and tied for the team lead in special teams tackles twice (vs. KC, at OAK) in 2008.
- ★ Tied for the team lead with two special teams tackles against Kansas City (9/7).
- ★ Made one special teams tackle and returned one kickoff for a 28-yard gain against Denver (10/20).
- ★ Led the team with three special teams tackles, including two solo stops at Seattle (12/7).
- ★ Tied for the team lead with two special teams tackles at Oakland (12/14).
- ★ Saw action at wide receiver, safety and on special teams coverage and return units against Arizona (12/21).

COLLEGE

- ★ Played at UCLA for four seasons from 2004-07 after redshirting in 2003.
- ★ In 2007, was named to the first-team All-Pacific-10 conference team as the kick returner and named to SI.com's All-America Team as a kick returner.
- ★ Slater's three touchdowns in 2007 set new UCLA and Pac-10 records for kickoff return touchdowns in a season and a career.

- ★ He tied for the national lead with three touchdowns on kickoff returns in 2007.
- ★ His average of 29.0 is the highest in UCLA history among players with at least 20 kickoff returns in a season.
- ★ He appeared in all 13 games in 2006 and excelled on kick coverage.
- ★ As a reserve wide receiver in 2005, he saw action in two games.

PERSONAL

- ★ Matthew Wilson Slater was born the son of Jackie and Annie Slater on September 9, 1985.
- ★ Lettered in football for two seasons at Servite High School in Anaheim, Calif.
- ★ As a senior, he made 39 receptions for 707 yards and five touchdowns.
- ★ A standout performer in track, finishing second (tied) at the CIF State meet in the 100m (10.67) and fourth in the 200m (21.39).
- ★ His father is a former Los Angeles Ram and NFL Hall of Fame offensive lineman.
- ★ Has one brother, David.
- ★ Enjoys participating in Children Ministries with his Church in his spare time.
- ★ In November 2008, helped pass out Thanksgiving food baskets at Morgan Memorial Goodwill Industries in Boston.
- ★ Participated in the 2008 Salvation Army Holiday Party at Gillette Stadium with nearly 250 children from the Boston and Providence Salvation Army centers.
- ★ Was an honor roll student at UCLA and a political science major.

★ ★ ★ ★ ★ MATTHEW SLATER ★ ★ ★ ★ ★																							
Pos: WR Ht: 6-0 Wt: 200 lbs Year: 4th Acq: D5-08 (153rd) College: UCLA Born: 9/9/85																							
REGULAR SEASON			RECEIVING					RUSHING					KICK RETURNS					PUNT RETURNS					
Year	Team	G/S	No	Yds	Avg	Lg	TD	No	Yds	Avg	Lg	TD	No	Yds	Avg	Lg	TD	No	FC	Yds	Avg	Lg	TD
2008	Patriots	14/0	0	0	0.0	0	0	0	0	0.0	0	0	11	155	14.1	31	0	0	0	0.0	0	0	
2009	Patriots	14/0	0	0	0.0	0	0	1	6	6.0	6	0	11	269	24.5	35	0	0	0	0.0	0	0	
2010	Patriots	15/0	0	0	0.0	0	0	0	0	0.0	0	0	0	0	0.0	0	0	0	0	0.0	0	0	
2011	Patriots	16/3	1	46	46.0	46	0	0	0	0.0	0	0	3	54	18.0	22	0	0	0	0.0	0	0	
Totals - 4 years		59/3	1	46	46.0	46	0	1	6	6.0	6	0	25	478	19.1	35	0	0	0	0.0	0	0	
Additional Statistics: Tackles: 10 in 2011; Special Teams Tackles: (44); 2008 (13); 2009 (7); 2010 (21); 2011 (17)																							
POSTSEASON			RECEIVING					RUSHING					KICK RETURNS					PUNT RETURNS					
Year	Team	G/S	No	Yds	Avg	Lg	TD	No	Yds	Avg	Lg	TD	No	Yds	Avg	Lg	TD	No	FC	Yds	Avg	Lg	TD
2009	Patriots	1/0	0	0	0.0	0	0	0	0	0.0	0	0	2	46	23.0	26	0	0	0	0.0	0	0	
2010	Patriots	1/0	0	0	0.0	0	0	0	0	0.0	0	0	0	0	0.0	0	0	0	0	0.0	0	0	
2011	Patriots	3/0	0	0	0.0	0	0	0	0	0.0	0	0	0	0	0.0	0	0	0	0	0.0	0	0	
Totals - 3 years		5/0	0	0	0.0	0	0	0	0	0.0	0	0	2	46	23.0	26	0	0	0	0.0	0	0	
Additional Statistics: Special Teams Tackles (3); 2009 (1), 2010 (1), 2011 (1)																							



Nate SOLDER

77

HT: 6-8 WT: 319

Born: 4/12/88 Exp. (NFL/Patriots): Rookie

GP/GS (Playoffs): 16/13 (2/2) Acq: D1-11 (17th)

College: Colorado Hometown: Buena Vista, Colo.

★ ★ ★ TACKLE ★ ★ ★

CAREER TRANSACTIONS

Nate Solder was drafted by the New England Patriots in the first round (17th overall) of the 2011 NFL Draft.

SEASONAL REVIEWS

2011 (16/13, 3/3)

- ★ Started all three postseason games and saw action at tackle-eligible tight end.
- ★ Started and played right tackle and tackle-eligible tight end against the N.Y. Giants (2/5) and Baltimore (1/22).
- ★ Appeared in his first postseason game and started at right tackle in win over Denver (1/14).
- ★ Appeared in all 16 games, making 13 starts - 11 at right tackle and two as a tackle-eligible tight end.
- ★ Chosen to *Pro Football Weekly* All-Rookie Team.
- ★ Part of an offensive line that helped Tom Brady become one of four players in NFL history to eclipse 5,000 passing yards in a single season.
- ★ Started at right tackle in and saw action at tackle-eligible tight end in win over the Bills (1/1).
- ★ Started at right tackle but moved to left tackle in the first quarter after two teammates went down with injury. Protected QB Tom Brady's blind side in win over Miami (12/24).
- ★ Started at right tackle and saw action at tackle-eligible tight end in wins over the Broncos (12/18), Redskins (12/11) and Colts (12/4).
- ★ Started his eighth game of 2011 and second at tackle-eligible tight end in win over Philadelphia (11/27).
- ★ Played primarily as a tackle-eligible tight end and was part of an offensive line that paved the way for the Patriots to rush for 157 yards against the Chiefs (11/21).
- ★ Started as a tackle-eligible tight end against the Giants (11/6).
- ★ Started his fifth straight game and sixth overall at right tackle in Pittsburgh (10/30).
- ★ Started at right tackle for the fourth time this season and helped pave the way for BenJarvus Green-Ellis to rush for career-high 136 yards on 27 carries and two touchdowns against the Jets (10/9).
- ★ Started at right tackle for the third time this year at Oakland (10/2).
- ★ Started at right tackle for the second time in his first three games at Buffalo (9/25).
- ★ Saw action in a reserve role against the Chargers (9/18).
- ★ Started at right tackle in his first NFL game. Was part of an offensive line that helped Tom Brady to a personal and franchise best 517 passing yards and a franchise record 622 total yards in the season opener against the Dolphins (9/12).

COLLEGE

- ★ Earned All-American first-team honors in 2010.
- ★ Was a finalist for the Outland Trophy for the best college football offensive lineman as a senior.
- ★ A durable performer, he played in 2,540 out of a possible 2,542 plays on offense from the beginning of his sophomore season through the end of his senior campaign.
- ★ Started 36 of 49 total games during his college career, including four as a tight end in 2007.

★ That play total included 1,400 snaps in pass protection, as he limited his opponents to just five quarterback sacks during that span.

★ As a junior, Solder received All-American consideration, adding All-Big 12 Conference first-team honors. He played in all but two of the team's 852 offensive plays.

★ Selected team captain as a junior and senior.

★ Honors and Awards (2010): Consensus All-American first-team selection, receiving that honor from the Associated Press, Football Writers Association of America, *The Sporting News*, Walter Camp, *Sports Illustrated*, *ESPN.com*, *Pro Football Weekly* and *Phil Steele's College Football*; One of three finalists for the Outland Trophy; Unanimous All-Big 12 Conference first-team choice; Named the Male College Athlete of the Year by the Colorado Sports Hall of Fame, and also garnered first-team All-Colorado honors from the state's NFF chapter; Zack Jordan Award winner as the team's most valuable player.

★ Honors and Awards (2009): All-American third-team selection by *The NFL Draft Report*, adding fourth-team honors from *College Football Insiders*; All-Big 12 Conference first-team; and honorable mention from the Associated Press; First-team All-Colorado from the state's chapter of the National Football Foundation; Named for the second straight year as one of the recipients of the team's Gold Group Commitment Award, which recognizes excellence with class in a variety of areas; Recipient of the John Wooten Award for outstanding work ethic; Iron Buffalo Award winner among the offensive lineman.

★ Added over 30 pounds of bulk during the offseason and emerged from fall camp as Colorado's starting left tackle his sophomore year.

★ Honors and Awards (2008): Recipient of the team's Gold Group Commitment Award which recognizes excellence with class in several areas of school, community and general life.

★ Red-shirted as a freshman.

PERSONAL

★ Attended Buena Vista (Colo.) High School, playing football for renowned long-time head coach Bob Marken.

★ Was a standout tight end and middle linebacker.

★ Lettered three times in basketball at center, averaging 15 points and eight rebounds per game as a senior when BVHS was the league and district champion.

★ Lettered twice in baseball, playing first base and pitching (righthander).

★ Boasted a 3.93 grade point average as a member of the National Honor Society and a honor roll student his entire prep career.

★ Graduated with a degree in Biology in May 2010 (with a 3.52 grade point average).

★ Took postgraduate classes toward a second major in integrative physiology during his final semester.

★ National Football Foundation Scholar-Athlete for 2010 and the recipient of an \$18,000 postgraduate scholarship.

★ Finalist for the William V. Campbell Trophy (considered the "Academic" Heisman).



- ★ Earned first-team Academic All-Big 12 Conference honors as a red-shirt freshman, sophomore, junior and senior, and also attained CoSIDA Academic All-District status his junior and senior years.
- ★ Was the recipient of CU's Dean Jacob Van Ek Award for academic excellence for the 2008 and 2010 seasons.
- ★ An accomplished artist (paintings and sculptures), some

of his work earned all-state honors in high school.

- ★ Following Christmas 2009, he traveled to Guatemala and volunteered at an orphanage. As a sophomore, he went to Italy during the summer to help rebuild a town after it suffered many collapses from an earthquake.
- ★ Born April 12, 1988 in Denver, Colorado.



**Brandon
SPIKES**

55

HT: 6-2 WT: 250

Born: 9/3/87

Exp. (NFL/Patriots): 2/2

GP/GS (Playoffs): 20/14 (4/2) Acq: D2c-10 (62nd)

College: Florida Hometown: Shelby, N.C.

★ ★ ★ **LINEBACKER** ★ ★ ★

CAREER TRANSACTIONS

Brandon Spikes was drafted by the New England Patriots in the second round (62nd overall) of the 2010 NFL Draft.

SEASONAL REVIEWS

2011 (8/6, 3/2)

- ★ Appeared in all three postseason games, making two starts and was second on the team with 27 tackles.
- ★ Started and made a single-game playoff career-high 11 stops against the N.Y. Giants (2/5).
- ★ Started at linebacker and collected nine tackles against Baltimore (1/22). Also picked off a Ravens pass and returned it 19 yards in the fourth quarter.
- ★ Started at linebacker and made six tackles, one sack for a four-yard loss and recovered a first-quarter fumble that led to a Patriots touchdown against Denver (1/14).
- ★ Played in eight games and finished with 47 tackles and one pass defended.
- ★ Returned from injury and played as a reserve on defense in a win over Buffalo (1/1).
- ★ Inactive due to injury against the Dolphins (12/24), Broncos (12/18), Redskins (12/11), Colts (12/4), Eagles (11/27), Chiefs (11/21) and Jets (11/13).
- ★ Made his sixth start of the season and made five tackles against the Giants (11/6).
- ★ Started and registered a season-high 12 stops and his first pass defensed of 2011 in Pittsburgh (10/30).
- ★ Started at OLB and made eight tackles including a key third-down stop behind the line of scrimmage on Dallas RB Tashard Choice on a shovel pass in the fourth quarter to force the Cowboys to kick a field goal (10/16).
- ★ Started for the third consecutive game at OLB and made six solo stops against the Jets (10/9).
- ★ Made his second straight start at OLB against the Raiders and finished with a season-high six tackles (10/2).
- ★ Started his first game of the year at OLB in Buffalo and made five tackles (9/25).
- ★ Made three tackles in his regular season debut against the Chargers (9/18).
- ★ Was inactive in the season opener against the Dolphins (9/12).

2010 (12/8, 1/0)

- ★ Played in 12 games with eight starts and missed four games due to an NFL suspension. Finished the season fifth on the team with 71 tackles (41 solo). Also added an interception, three passes defended and two special teams tackles.
- ★ Had four 10-tackle games in 2010.



EXTRA POINTS

- ★ Spikes has solid football bloodlines, as he is the younger cousin of San Diego Chargers' Takeo Spikes.
- ★ Brandon patterns his style of play after Hall of Fame linebacker Dick Butkus. He wore Butkus' jersey #51 while at Florida.
- ★ Made his first NFL start at inside linebacker vs. N.Y. Jets (9/19) and led the team with 10 tackles.
- ★ Tallied a career-high 13 tackles in a 23-20 overtime win vs. Baltimore (10/17).
- ★ Registered 10 tackles vs. Minnesota (10/31). Combined with Vince Wilfork to stop Adrian Peterson for a 1-yard loss on first-and-goal from the 10-yard line late in the second quarter, starting a defensive stand that ended in Spikes and Jermaine Cunningham stopping Peterson for a 2-yard loss on fourth-and-goal from the one-yard line.
- ★ Recorded his first career interception in a 45-3 win vs. N.Y. Jets (12/6), picking off Mark Sanchez at the New England two-yard line.

COLLEGE

- ★ Spikes started 39 of 47 games at Florida, including his final 38 appearances, recording 307 tackles (178 solos) with 6.5 sacks for minus 42 yards, 31.5 stops for losses totaling 89 yards and eight pressures.
- ★ Deflected 14 passes and intercepted six others, setting the school career record, as he returned four of those for touchdowns.
- ★ Third linebacker in NCAA football since 1996 to return four interceptions for touchdowns in a career.
- ★ Led the team in tackles in 2007 and 2008.
- ★ Honors and awards (2009): All-American first-team selection by *The Sporting News*, Associated Press and Walter Camp as a senior, Finalist for the Butkus Award (top linebacker) and Bednarik Award (nation's top defender), Lombardi Award semifinalist and Lott Trophy quarterfinalist, first-team All-SEC choice by the league's coaches and second-team pick by the AP.
- ★ Honors and Awards (2008): Team Captain, consensus first-team All-American, first-team All-SEC performer, finalist for the Nagurski Trophy, semifinalist for the Lombardi and Bednarik Awards
- ★ First-team All-SEC honors from the league's coaches and AP his sophomore year.

- ★ Member of the UF Football Leadership Committee (2007, 2008).
- ★ Led the team with a career-high 131 tackles (81 solos), posting 1.5 sacks for minus 13 yards and leading the Gators with 16.0 stops for losses of 36 yards (13th-best season total in school history) his sophomore year.

PERSONAL

- ★ Born the son of Sherry Allen on Sept. 3, 1987 in Shelby, N.C.

- ★ Has solid football bloodlines, as his cousin, Takeo Spikes, is a 14-year NFL veteran.
- ★ Patterns his style of play after Hall of Fame linebacker Dick Butkus, honoring his idol while at Florida by wearing Butkus' jersey number (51) during his playing days with the Chicago Bears.
- ★ Attended Crest Senior (Cleveland County, N.C.) High School, lettering four times in football as a starter at defensive end and linebacker.
- ★ Majored in anthropology.

★ ★ ★ ★ ★ BRANDON SPIKES ★ ★ ★ ★ ★																			
Pos: LB Ht: 6-2 Wt: 250 Year: 2nd Acq: D2c-10 (62nd) College: Florida Born: 9/3/87																			
REGULAR SEASON					TACKLES					INTERCEPTIONS					MISCELLANEOUS				
Year	Team	G/S	TT	UT	A	S	Yds	No	Yds	Avg	Lg	TD	PD	FF	FR	Yds	TD	SpT	
2010	Patriots	12/8	71	41	30	0.0	0.0	1	5	5.0	5	0	3	0	0	0	0	2	
2011	Patriots	8/6	47	34	13	0.0	0.0	0	0	0.0	0	0	1	0	0	0	0	0	
Totals - 2 years		20/14	118	75	43	0.0	0.0	1	5	5.0	5	0	4	0	0	0	0	2	
POSTSEASON					TACKLES					INTERCEPTIONS					MISCELLANEOUS				
Year	Team	G/S	TT	UT	A	S	Yds	No	Yds	Avg	Lg	TD	PD	FF	FR	Yds	TD	SpT	
2010	Patriots	1/0	1	1	0	0.0	0.0	0	0	0.0	0	0	0	0	0	0	0	0	
2011	Patriots	3/2	27	14	13	1.0	4.0	1	19	19.0	0	0	3	0	1	0	0	0	
Totals - 2 years		4/2	27	14	13	1.0	4.0	1	19	19.0	0	0	3	0	1	0	0	0	

★★★★★ SPIKES' CAREER GAME-BY-GAME ★★★★★																													
2010	Opponent	P/S	TT	UT	A	S	Yds	Int	Yds	PD	FF	FR	SpT	11/21	Indianapolis	p	3	1	2	-	-	-	-	-	-	-	-	-	-
09/12	Cincinnati	p	2	1	1	-	-	-	-	1	-	-	-	11/25	at Detroit	p	2	2	0	-	-	-	-	1	-	-	-	-	-
09/19	at N.Y. Jets	S	10	5	5	-	-	-	-	-	-	-	-	12/06	N.Y. Jets	p	7	4	3	-	-	1	5	1	-	-	-	-	
09/26	Buffalo	S	5	4	1	-	-	-	-	-	-	-	-	12/12	at Chicago														
10/04	at Miami	S	3	1	2	-	-	-	-	-	-	-	-	12/19	Green Bay														
10/17	Baltimore	S	13	9	4	-	-	-	-	-	-	-	2	12/26	at Buffalo														
10/24	at San Diego	S	3	1	2	-	-	-	-	-	-	-	-	01/02	Miami														
10/31	Minnesota	S	10	8	2	-	-	-	-	-	-	-	-	2010 Totals			12/8	71	41	30	0.0	0.0	1	5	3	0	0	2	
11/07	at Cleveland	S	10	4	6	-	-	-	-	-	-	-	-	01/16	N.Y. Jets	p	1	1	0	0.0	0.0	-	-	0	0	0	0	0	
11/14	at Pittsburgh	S	3	1	2	-	-	-	-	-	-	-	-	2010 Postseason			1/0	1	1	0	0.0	0.0	-	0	0	0	0	0	



Jeff TARPINIAN

53

HT: 6-3 WT: 238
 Born: 10/16/1987 Exp. (NFL/Patriots): Rookie
 GP/GS (Playoffs): 7/1 (0/0) Acq: FA-11
 College: Iowa Hometown: Omaha, Neb.

★ ★ ★ LINEBACKER ★ ★ ★

CAREER TRANSACTIONS

Jeff Tarpinian was signed by the Patriots as a rookie free agent on July 27, 2011 ... Placed on Injured Reserve with a head injury (11/24/11).

SEASONAL REVIEWS

2011 (7/1)

- ★ Placed on Injured Reserve with a head injury on Nov. 24, 2011.
- ★ Inactive due to injury vs. the Chiefs (11/21).
- ★ Made his first career start at linebacker and registered four tackles in win over Jets (11/13).
- ★ Saw action on special teams and registered two tackles against the Giants (11/6) and Steelers (10/30).
- ★ Made one special teams tackle in win over Cowboys (10/16).
- ★ Played on special teams against the Jets (10/9).
- ★ Made two special teams tackles in Oakland (10/2).

- ★ Saw his first NFL action against the Bills (9/25).

COLLEGE

- ★ Began his college career at Iowa as a defensive back before moving to linebacker during the spring of 2007 following his redshirt freshman season.
- ★ Was a top special teams player as well as a starter at linebacker during his career.
- ★ Recorded 97 total tackles, two sacks, one forced fumble and one fumble recovery.

PERSONAL

- ★ Born Oct. 16, 1987 in Omaha, Neb.
- ★ Was named the Nebraska Gatorade Player of the Year and won a pair of state titles as an option quarterback.
- ★ Majored in Accounting.



★ ★ ★ ★ ★ JEFF TARPINIAN ★ ★ ★ ★ ★

Pos: LB Ht: 6-3 Wt: 250 Year: Rookie Acq: FA-11 College: Iowa Born: 10/16/87

REGULAR SEASON		TACKLES					INTERCEPTIONS					MISCELLANEOUS				
Year	Team	G/S	TT	UT	A	S	Yds	No	Yds	Avg	Lg	TD	PD	FF	FR	Yds TD SpT
2011	Patriots	7/1	4	4	0	0.0	0.0	0	0	0.0	0	0	0	0	0	0 0 8
Totals - 1 years		7/1	4	4	0	0.0	0.0	0	0	0.0	0	0	0	0	0	0 0 8



Donald THOMAS

HT: 6-4 WT: 310
 Born: 9/25/85 GP/GS (Playoffs) 27/14 (0/0)
 Exp. (NFL/Patriots): 4/1 Acq: FA-11
 College: Connecticut Hometown: New Haven, Conn.

★ ★ ★ OFFENSIVE LINE ★ ★ ★

CAREER TRANSACTIONS

Donald Thomas was signed by the Patriots as a free agent on September 14, 2011 ... Originally was a sixth-round draft pick (195th overall) by the Miami Dolphins in the 2008 NFL Draft ... Released by Miami (9/4/10) ... Signed by Detroit as a free agent (11/23/10) ... Released by Detroit (9/3/11) ... Released by the Patriots (11/21/11) ... Signed by the Patriots to the 53-man roster (11/23/11).

SEASONAL REVIEWS

2011 (10/1)

- ★ Appeared in 10 games with one start at left guard. Played mainly on special teams, also seeing time in short yardage situations and at fullback.
- ★ Inactive for Patriots' wins over Baltimore (1/22) and Denver (1/14).
- ★ Saw action in a reserve role against the Bills (1/1).
- ★ Made his first start in a Patriots uniform at left guard against the Dolphins after the Patriots were forced to move Logan Mankins to left tackle due to an injury to Matt Light (12/24).
- ★ Saw action on special teams and in a reserve role including fullback against the Broncos (12/18), Redskins (12/11) and Colts (12/4).
- ★ Saw action in a reserve role against the Eagles (11/27).
- ★ Played in some short yardage packages and on special teams during field goals and extra points against the Cowboys (10/16), Jets (10/9) and Raiders (10/2).
- ★ Saw time in short-yardage situations against Buffalo in his first action in a Patriots uniform (9/25).
- ★ Was active but did not play against the Chargers (9/18).

2010 (0/0 - Detroit)

- ★ Went to training camp with Miami but was released on Sept. 4 prior to the start of the regular season.
- ★ Was signed by Detroit on Nov. 23 and was inactive for the final six games of the season.

2009 (16/12 - Miami)

- ★ Played in all 16 games with 12 starts at right guard.
- ★ Anchored an offensive line that that led the way for 239 rushing yards vs. Indianapolis (9/21).
- ★ Helped the Dolphins rush for 250 yards vs. Buffalo (10/4).

2008 (1/1 - Miami)

- ★ Started the season opener vs. NY Jets (9/7) at right guard before leaving the game with foot injury.
- ★ Was placed on injured reserve on Sept. 9
- ★ Thomas started all four preseason games at right guard.

COLLEGE

- ★ Was a four-year letterman at Connecticut (2003, 2005-07).
- ★ Started 13 games as a senior in 2007.
- ★ Named as a first-team All-Big East Conference selection.
- ★ Played in 10 games with two starts as a junior in 2006.
- ★ Began his junior season playing on special teams and at tight end before moving to offensive guard.
- ★ Originally joined the team as a walk-on, playing defensive tackle and end for the scout team in 2003.

PERSONAL

- ★ Born Donald Grant Thomas on Sept. 25, 1985 in New Haven, Conn.
- ★ Did not play football in high school.
- ★ Earned a total of eight varsity letters, including four as a center in basketball and four more as a pitcher and first baseman in baseball.
- ★ Member of the National Honor Society.
- ★ Earned a degree in political science.
- ★ Donald and his wife recently had a son, Deegan Charles Thomas.



Tiquan UNDERWOOD

HT: 6-1 WT: 183
 Born: 2/17/87 Exp. (NFL/Patriots): 3/1
 GP/GS (Playoffs) 19/0 (2/0) Acq: FA-11
 College: Rutgers Hometown: Lawrenceville, N.J..

10

★ ★ ★ **WIDE RECEIVER** ★ ★ ★

PRONOUNCED TIE-KWAHN

CAREER TRANSACTIONS

Tiquan Underwood was signed by the Patriots as a free agent (8/29/11) ... He was originally drafted by the Jacksonville Jaguars in the seventh round (253rd overall) of the 2009 NFL Draft ... Released by Jacksonville (9/6/09) ... Signed by Jacksonville to the practice squad (9/7/09) ... Signed by Jacksonville to the 53-man roster from the practice squad (9/23/09) ... Released by Jacksonville (8/25/11) ... Released by the Patriots (9/3/11) ... Signed by the Patriots as a free agent (11/8/11) ... Released by the Patriots (11/12/11) ... Signed by the Patriots to the 53-man roster (11/24/11) ... Released by the Patriots (2/4/12) ... Signed by the Patriots to a future contract (2/7/12).

SEASONAL REVIEWS

2011 (6/0, 2/0 - New England)

- ★ Played in a reserve role on offense against Baltimore (1/22) and Denver (1/14).
- ★ Played five games and caught three passes for 30 yards (10.0 avg.).
- ★ Saw action in a reserve role against Buffalo (1/1).
- ★ Played as an offensive reserve against Miami (12/24).
- ★ Played in reserve and caught one pass for 13 yards in win over Denver (12/18).
- ★ Saw time at receiver and caught one pass for seven yards in Washington (12/11).
- ★ Caught his first pass in a Patriots uniform, a 10-yard reception against the Colts (12/4).
- ★ Played special teams and in reserve on offense against Philadelphia (11/27).

2010 (10/0 - Jacksonville)

- ★ Played in 10 games and finished with eight receptions for 111 yards and returned 24 kickoffs for 561 yards.

- ★ Had a career-long with a 53-yard kickoff return in the season-opener vs. Denver (9/12).
- ★ Saw the majority of his playing time on special teams.

2009 (3/0 - Jacksonville)

- ★ Began his rookie season on the practice squad after joining the Jaguars as a rookie free agent.
- ★ Was signed from the practice squad to the 53-man roster in late September and played in three games, mainly on special teams.
- ★ Finished with two kickoff returns for 38 yards.
- ★ Was inactive for 10 games.


COLLEGE

- ★ Started 32 of 49 career games at Rutgers and totaled 132 receptions for 1,931 yards with 16 touchdowns.
- ★ Also saw action as a return specialist and amassed 2,887 all-purpose yards.
- ★ Finished with seven 100-yard games.
- ★ Named a team captain as a senior.
- ★ His best season was a junior when he started all 13 games and led the team with 65 receptions for 1,100 yards to become one of only three players in school history to have a 1,000-yard season.

PERSONAL

- ★ Attended Notre Dame High School in Lawrenceville, N.J.
- ★ Played wide receiver as a sophomore and senior and quarterback as a junior.
- ★ Also competed in hurdles and the triple jump.
- ★ Born Tiquan Underwood on Feb. 17, 1987 in New Brunswick, N.J.

★ ★ ★ ★ ★ TIQUAN UNDERWOOD ★ ★ ★ ★ ★												
Pos: WR Ht: 6-1 Wt: 183 Year: 3rd Acq: FA-11 College: Rutgers Born: 2/17/87												
REGULAR SEASON			RECEIVING					KICK RETURNS				
Year	Team	G/S	NO	YDS	AVG	LG	TD	NO	Yds	Avg	Lg	TD
2009	Jaguars	3/0	0	0	0.0	0	0	2	38	19.0	24	0
2010	Jaguars	10/0	8	111	13.9	22	0	24	561	23.4	53	0
2011	Patriots	6/0	3	30	10.0	13	0	0	0	0.0	0	0
Totals-3 Years		19/0	11	141	12.8	22	0	26	599	23.0	53	0
POSTSEASON			RECEIVING					KICK RETURNS				
Year	Team	G/S	NO	YDS	AVG	LG	TD	NO	Yds	Avg	Lg	TD
2011	Patriots	2/0	0	0	0.0	0	0	0	0	0.0	0	0
Totals- 1 Year		2/0	0	0	0.0	0	0	0	0	0.0	0	0



Shane VEREEN

34

HT: 5-9 WT: 205

Born: 3/2/89 Exp. (NFL/Patriots): Rookie

GS/GP (Playoffs): 5/0 (0/0) Acq: D2b-11 (56th)

College: California Hometown: Valencia, Calif.

★ ★ ★ **RUNNING BACK** ★ ★ ★

CAREER TRANSACTIONS

Shane Vereen was drafted by the New England Patriots in the second round (56th overall) of the 2011 NFL Draft.

SEASONAL REVIEWS

2011 (5/0, 0/0)

★ Played in five games and finished with 15 carries for 57 yards (3.8 avg.) and one touchdown.

★ Inactive in Super Bowl XLVI against the Giants (2/5) as well as the Patriots' playoff wins over Baltimore (1/22) and Denver (1/14).

★ Inactive due to injury against Buffalo (1/1), Miami (12/24), Denver (12/18), Washington (12/11) and Indianapolis (12/4).

★ Played as a reserve on offense and gained 18 yards on seven carries in Philadelphia (11/27).

★ Saw his first action on offense, rushing for 39 yards on eight carries including a four-yard touchdown in the fourth quarter that capped a 34-3 win over the Chiefs (11/21).

★ Was inactive against the Jets (11/13), Steelers (10/30), Dolphins (9/12) and Chargers (9/18).

★ Played special teams and in a reserve role on special teams against the Cowboys (10/16).

★ Registered his first career statistic on a special teams tackle against the Jets (10/9).

★ Saw his first NFL action in Oakland (10/2).

★ Was active but did not play against the Bills (9/25) and Giants (11/6).

COLLEGE

★ Vereen started 19 of 38 games at California, carrying 556 times for 2,834 yards (5.10 avg.) and 29 touchdowns.

★ Added 674 yards and six scores on 74 receptions (9.11 avg.) and totaled 210 points as a member of the Golden Bears, returning 24 kickoffs for 551 yards (22.96 avg) and two punts for 10 yards (5.0 avg).

★ Collected 4,069 all-purpose yards on 656 plays, averaging 107.08 yards per game.

★ His 29 touchdown runs tie Marshawn Lynch (2004-06) and Jahvid Best (2007-09) for third on Cal's all-time list.

★ His 4,069 all-purpose yards rank fifth in school annals behind Deltha O'Neal (4,998; 1996-99), Russell White (4,943; 1990-92), Marshawn Lynch (4,574; 2004-06) and Chuck Muncie (4,194; 1973-75).

★ Accumulated 1,757 all-purpose yards in 2009, ranking sixth on Cal's season record list.

★ Honors and Awards (2010): II-Pac-10 Conference second-team; Member of Watch Lists for the Paul Hornung (nation's most versatile player) and Doak Walker Awards (nation's top running back).

★ Started all 12 games and lead the team with 231 carries for 1,167 yards (5.05 avg.) and 13 touchdowns in 2010.

★ Honors and Awards (2009): All-Pac-10 Conference honorable mention selection; Recipient of California's Offensive "Bear Backers" Co-MVP Award; Muscle Milk California Student-Athlete of the Week vs. UCLA, Arizona and Stanford.

★ Played in all 13 games in 2008 as the primary backup to starting tailback Jahvid Best, scoring 30 points.

★ His sophomore year, ranked second on the team with 715 yards and four touchdowns on 142 carries (5.04 avg.), and tied for second on the team with 27 receptions for 221 yards (8.19 avg.) and another score.

★ Red-shirted as a freshman.

PERSONAL

★ Attended Valencia High School (Calif.).

★ Vereen joined California's track and field squad for the 2008-09 season and finished 17th at the Pac-10 Outdoor Championships with a 100-meter time of 10.69 seconds.

★ Combined for over 6,000 rushing and receiving yards with 89 touchdowns during a three-year varsity career.

★ One of the Southland's top sprinters, recording the fastest 100-meter dash time of any junior in Southern California during the 2006 track and field season. His best 100-meter time was 10.61 seconds and his best 200-meter time was 21.46.

★ Also a member of the basketball team and excelled in the classroom, holding a 4.0 grade point average.

★ Son of Venita Taylor-Vereen and Henry Vereen, both of whom were student-athletes at the University of Nevada-Las Vegas.

★ His mother played tennis for the Rebels, while his father played wide receiver for the Rebels before being drafted in ninth round of the 1979 NFL Draft by Tampa Bay.

★ Spent the summer of 2010 as an intern with Comcast SportsNet Bay Area.

★ Graduated with a degree in Media Studies in just 3 and a half years.

★ ★ ★ ★ ★ SHANE VEREEN ★ ★ ★ ★ ★

Pos: RB Ht: 5-9 Wt: 205 Year: R Acq: D2b-11 College: California Born: 3/2/89

REGULAR SEASON			RUSHING					RECEIVING					KICK RETURNS					PUNT RETURNS					
Year	Team	G/S	No	Yds	Avg	Lg	TD	No	Yds	Avg	Lg	TD	No	Yds	Avg	Lg	TD	No	FC	Yds	Avg	Lg	TD
2011	Patriots	5/0	15	57	3.8	19	1	0	0	0.0	0	0	0	0	0	0.0	0	0	0	0.0	0	0	0
Totals - 1 year		5/0	15	57	3.8	19	1	0	0	0.0	0	0	0	0	0	0.0	0	0	0	0.0	0	0	0





Sebastian VOLLMER

76

HT: 6-8 WT: 315
 Born: 7/10/84 Exp. (NFL/Patriots): 3/3
 GP/GS (Playoffs): 36/29 (3/3) Acq: D2d-09 (58th)
 College: Houston Hometown: Kaarst, Germany

★ ★ ★ OFFENSIVE LINE ★ ★ ★

CAREER TRANSACTIONS

Sebastian Vollmer was drafted by the New England Patriots in the second round (58th overall) of the 2009 NFL Draft ... Signed by the Patriots (7/23/09).

CAREER HIGHLIGHTS

- ★ Named to the Associated Press All-Pro Second Team in 2010
- ★ Named to the 2010 *USA Today* All-Joe Team.

SEASONAL REVIEWS

2011 (6/5, 1/1)

- ★ Made one postseason appearance, starting at right tackle in the Super Bowl.
- ★ Made his first appearance since Week 12 when he started at right tackle vs. the N.Y. Giants (2/5).
- ★ Inactive for Patriots wins over Baltimore (1/22) and Denver (1/14).
- ★ Played in six games during the regular season, starting five at right tackle.
- ★ Inactive due to injury against the Bills (1/1), Dolphins (12/24), Broncos (12/18), Redskins (12/11) and Colts (12/4).
- ★ Started at right tackle in win over Philadelphia (11/27).
- ★ Started at right tackle for the fourth time in 2011 as part of an offensive line that paved the way for the Patriots to pick up 157 yardson the ground in a win over Kansas City (11/21).
- ★ Started his second straight and third overall game of the season at right tackle against the New York Jets (11/13).
- ★ Started his second game of the season at right tackle against the Giants (11/6).
- ★ Returned from injury after missing four games as a reserve at right tackle in Pittsburgh (10/30).

- ★ Was inactive due to injury against Dallas, (10/16), Jets (10/9), Oakland (10/2) and Buffalo (9/25).
- ★ Returned from injury to start at right tackle as part of an offensive line that helped Tom Brady throw for 423 yards. Combined with his performance against Miami, Brady's 940 passing yards in consecutive weeks are a franchise record for a two-game span.
- ★ Was inactive due to injury for the season opener against the Dolphins (9/12).

2010 (16/16, 1/1)

- ★ Started at right tackle in all 16 games and was named to the Associated Press All-Pro Second Team as well as *USA Today's* All-Joe team.
- ★ Part of an offensive line that helped BenJarvus Green-Ellis become the 11th Patriots running back and the first since Corey Dillon in 2004 to eclipse the 1,000-yard mark with a career-high 1,008 yards in 2010.
- ★ Helped the Patriots become the first team in 2010 to record over 100 rushing yards (103) against a stingy Steelers defense at Pittsburgh (11/14) in the 39-26 win. Also helped power Tom Brady to 350 passing yards.
- ★ Part of an offensive line that helped contribute to the Patriots scoring the seventh most points in a season in NFL history.

2009 (14/8, 1/1)

- ★ Played in 14 games, starting eight, with five starts at left tackle and three starts at right tackle while missing two games due to injury.



★ ★ ★ HONORS & AWARDS ★ ★ ★


2010

Associated Press All-Pro: Second Team
USA Today All-Joe Team

- ★ Started at left tackle in place of the injured Matt Light vs. Tennessee (10/18), at Tampa Bay (10/25), vs. Miami (11/8), at Indianapolis (11/15) and vs. the New York Jets (11/22).
- ★ Started at right tackle in the final three games of the season, at Buffalo (12/20), vs. Jacksonville (12/27) and at Houston (1/3).
- ★ Also utilized on special teams and as an eligible receiver as an extra blocker in short-yardage situations.
- ★ Made his first NFL start vs. Tennessee (10/18) in the Patriots 59-0 win at left tackle in place of the injured Matt Light.
- ★ Started at right tackle in the postseason game vs. Baltimore (1/10).

COLLEGE

- ★ Vollmer did not start playing football until he was 14 years old, but still helped his German prep school win two national championships.
- ★ U.S. college coaches lined up to sign Vollmer after he appeared in the 2004 Global Junior Championships in San Diego, but he spoke almost no English when he signed with Houston.
- ★ He started his college career as a 250-pound tight end before growing into a first-team All-Conference USA left tackle as a senior.
- ★ Five years removed from moving to this country, Vollmer became one of the top linemen in the Conference USA and started his last 25 games at tackle for the Cougars despite playing tight end and blocking back as a sophomore.



**Gerard
WARREN**

HT: 6-4 WT: 325
Born: 7/25/78 Exp. (NFL/Patriots): 10/1
GP/GS (Playoffs): 163/137 (5/3) Acq: FA-10
College: Florida Hometown: Lake Butler, Fla.

★ ★ ★ DEFENSIVE LINE ★ ★ ★

CAREER TRANSACTIONS

Gerard Warren was originally selected by the Cleveland Browns in the first round (third overall) of the 2001 draft out of Florida ... Traded by Cleveland to the Denver Broncos (3/2/05) ... Traded by Denver to the Oakland Raiders (8/20/07) ... Released by Oakland (3/11/10) ... Signed by the Patriots (4/24/10) ... Signed by the Patriots (8/8/11) ... Released by the Patriots (9/7/11) ... Signed by the Patriots (9/28/11).

CAREER HIGHLIGHTS

- ★ Has started 137 games and accumulated 467 total tackles and 36.5 sacks for Cleveland (2001-04), Denver (2005-06), Oakland (2007-09) and New England (2010-11).
- ★ Started all 16 games over his last two seasons for the Raiders, registering 74 total tackles and six sacks.



EXTRA POINTS

- ★ Played soccer and was a swimmer while growing up in Germany. He began playing football at the age of 14 for the Duesseldorf club team called the Duesseldorf Panther. That led to him playing for the national team and the European All-Star team that participated in the Global Junior Championships in San Diego, Calif., where he was recruited by the University of Houston.
- ★ While at Houston, Sebastian earned the nickname "Sea Bass".
- ★ Joined fellow linemen Stephen Neal and Damione Lewis to kick off the "Read Between the Lines" summer reading blitz at the Ahearn Middle School in Foxborough, Mass.

PERSONAL

- ★ Sebastian Georg Vollmer was born to Jutta and Werner Vollmer on July 10, 1984, in Duesseldorf, Germany.
- ★ Attended Quirinus Gymnasium (Germany).
- ★ Helped lead his prep team to a 25-0 record over his career.
- ★ Named to the European All-Star team and was twice a member of national championship teams.
- ★ Did not begin playing football until he was 14.
- ★ Was also recruited to play football at Western Michigan, Louisiana Tech and Indiana.
- ★ Earned a degree in communications and economics at Houston.

- ★ Started 15 games or more in seven of his nine NFL seasons.

SEASONAL REVIEWS

2011 (12/0, 3/0)

- ★ Appeared in all three playoff games and made seven tackles.
- ★ Made two tackles in a reserve role against the N.Y. Giants (2/5).
- ★ Assisted on three tackles in win over Baltimore (1/22).
- ★ Made two tackles in win over Denver (1/14).
- ★ Played in 12 games and made 16 tackles, collected one sack for seven yards, three quarterback hits and one fumble recovery.
- ★ Collected one tackle in win over Miami (12/24).



- ★ Made two tackles including one sack for seven yards in win over Broncos (12/18).
- ★ Inactive due to injury against Washington (12/11).
- ★ Made three tackles in a reserve role against the Colts (12/4).
- ★ Saw action in a reserve role against Eagles (11/27).
- ★ Made two stops and notched a quarterback hit against the Chiefs (11/21).
- ★ Saw time in a reserve role against the Jets (11/13) and Giants (11/6).
- ★ Registered a season-high four tackles at Pittsburgh (10/30).
- ★ Made two tackles and recovered a first-quarter fumble that led to a field goal against Dallas (10/16).
- ★ Made one tackle against the Jets (10/9).
- ★ Played for the first time in 2011 and made one tackle against the Raiders (10/2).

2010 (16/10)

- ★ Finished with three tackles in a start against Miami (1/2).
- ★ Made one tackle in a reserve role against Buffalo (12/26).
- ★ Contributed four tackles against the Packers (12/19).
- ★ Sacked Jay Cutler for a 4-yard loss and registered one tackle in a start against the Bears (12/12).
- ★ Talled one tackle in a start against the Jets (12/6).
- ★ Made one tackle in a start against the Lions (11/25).
- ★ Contributed three tackles against the Colts, including combining with Ron Brace to stop Donald Brown for a loss of two yards on the second play of the game (11/21).
- ★ Combined with Tully Banta-Cain to sack Ben Roethlisberger for a 3-yard loss late in the fourth quarter against the Steelers. Also recorded four tackles (11/14).
- ★ Recorded a season-high five tackles against the Browns in a backup role (11/7).
- ★ Made one tackle in a reserve role against the Vikings (10/31).
- ★ Started his fifth game of the season, registering one tackle against San Diego (10/24).
- ★ Combined with Vince Wilfork to stop Joe Flacco for no gain on a QB sneak on third-and-one in the fourth quarter, forcing a punt on the next play and setting up Stephen Gostkowski's game-tying field goal with 1:51 remaining. Also made three tackles in a start against the Ravens (10/17).
- ★ Recorded four tackles in a start at defensive end against the Dolphins (10/4).
- ★ Started at defensive end, making two tackles against Buffalo (9/26).
- ★ Recorded his second career two-sack game, with two sacks for 16 yards in his first start as a Patriot (9/19).
- ★ Saw time in a reserve role against the Bengals in the season opener (9/12).

2009 (16/16 - Oakland)

- ★ Started all 16 games for the second straight season, finishing with 35 total tackles, two sacks and one pass defended.
- ★ Started at defensive tackle for the Raiders.

2008 (16/16 - Oakland)

- ★ Started all 16 games at defensive tackle and finished the season with 39 total tackles, four sacks, one pass defended and one forced fumble.



EXTRA POINTS

★ While at the University of Florida, became the godfather to fellow Gator and current Buffalo LB Andra Davis' daughter, Alisha.

★ As a junior at Florida, named All-America Dream Team selection and rated the best defensive tackle in college football by *The NFL Draft Report*.

2007 (12/5 - Oakland)

- ★ Began training camp in Denver, but was traded to Oakland on August 20.
- ★ Played in 12 games with five starts and finished the season with 22 tackles, four sacks, one pass defended and one forced fumble.
- ★ Registered a safety at Denver (9/16) with a sack in the end zone in the fourth quarter.

2006 (15/15 - Denver)

- ★ Started 15 games in the regular season.
- ★ Finished with 30 total tackles, 2.5 sacks and three passes defended.
- ★ Missed one contest vs. Indianapolis (10/29) due to an injury.

2005 (16/16, 2/2) - Denver

- ★ Started all 16 games in his first season with Denver after joining the team in an offseason trade.
- ★ Finished the season with 42 total tackles, three sacks, three passes defended and one forced fumble.
- ★ Saw brief action as a lead blocker in goal-line situations during the year.
- ★ Integral part of a defensive line that helped Denver finish with the second-ranked run defense (85.2 yards per game).
- ★ Started in both playoff games with a start against New England in the divisional round (1/14) and the AFC Championship game against Pittsburgh (1/22).

2004 (13/13 - Cleveland)

- ★ Played in 13 games, starting all of them at defensive tackle for the Browns.
- ★ Finished the season with 38 tackles, four sacks and three forced fumbles.
- ★ Missed three games due to injury.

2003 (16/15 - Cleveland)

- ★ Started 15 games, making 70 total tackles, a career-high 5.5 sacks, three passes defended and two fumble recoveries.
- ★ Recorded the first multiple sack game of his career with two at Denver (12/14). Also had a season-high 10 tackles against the Broncos.

2002 (16/16, 1/1 - Cleveland)

- ★ Started all 16 games and finished the season with 56 total tackles, two sacks and three passes defended, while forcing and recovering two fumbles.
- ★ Forced two fumbles and blocked a 22-yard field goal attempt vs. Carolina (12/1).



★ Started and played in his first career postseason game at Pittsburgh (1/5) in an AFC Wild Card game.

2001 (15/15 - Cleveland)

★ Started in all 15 games that he played as a rookie and recorded 83 total tackles, five sacks and four passes defended.

★ His five sacks ranked third on the team and fourth in the AFC among rookies.

★ Registered the first sack of his career in his NFL debut in the season-opener vs. Seattle (9/9) when he took down Matt Hasselbeck for a 10-yard loss.

★ Broke up two passes at the line of scrimmage at Chicago (11/4) that resulted in interceptions.

COLLEGE

★ Was one of the top interior linemen in the country at Florida, where he posted 159 career tackles (91 solo), 9.5 sacks and 30 tackles for a loss in 35 games with 22 starts.

★ A first-team All-Southeastern Conference selection as a junior, he was rated the best defensive tackle in college football and an All-America Dream Team selected by *The NFL Draft Report* in 2000.

★ Also earned second-team All-SEC honors (AP) in his final year at Florida.

★ Was instrumental in the Gators' SEC Championship victory in 2000 as the team's recipient of the Most Inspirational Player Award.

★ Started the first seven games of his junior season at left defensive tackle before switching to the right side.

★ Posted 76 total tackles along with 4.5 sacks during his last season in Florida.

PERSONAL

★ Born July 25, 1978 in Lake City, Fla.

★ Was named to PrepStar's All-America Dream Team and was ranked among the nation's Top-10 defensive linemen at Union County High School in Lake Butler, Fla.

★ Posted 36 career sacks during his high school career and helped his school to three state titles and an overall record of 49-4.

★ An honor student all four years of high school.

★ Majored in recreation program delivery at Florida.

★★★★★ GERARD WARREN ★★★★★																			
Pos: DL		Ht: 6-4		Wt: 325		Year: 11th		Acq: FA-10		College: Florida		Born: 7/25/78							
REGULAR SEASON			TACKLES					INTERCEPTIONS						MISCELLANEOUS					
Year	Team	G/S	TT	UT	A	S	Yds	No	Yds	Avg	Lg	TD	PD	FF	FR	Yds	TD	SpT	
2001	Browns	15/15	83	72	11	5.0	36.0	0	0	0.0	0	0	6	0	0	0	0	0	0
2002	Browns	16/16	56	39	17	2.0	11.0	0	0	0.0	0	0	2	2	2	0	0	0	0
2003	Browns	16/15	70	33	37	5.5	26.5	0	0	0.0	0	0	1	0	2	0	0	0	0
2004	Browns	13/13	38	21	17	4.0	26.5	0	0	0.0	0	0	0	2	0	0	0	0	0
2005	Broncos	16/16	42	22	20	3.0	25.0	0	0	0.0	0	0	3	1	0	0	0	0	0
2006	Broncos	15/15	30	22	8	2.5	12.0	0	0	0.0	0	0	3	0	0	0	0	0	0
2007	Raiders	12/5	22	20	2	4.0	47.0	0	0	0.0	0	0	1	1	0	0	0	0	0
2008	Raiders	16/16	39	31	8	4.0	33.0	0	0	0.0	0	0	1	1	0	0	0	0	0
2009	Raiders	16/16	35	25	10	2.0	8.0	0	0	0.0	0	0	1	0	0	0	0	0	0
2010	Patriots	16/10	36	18	18	3.5	21.5	0	0	0.0	0	0	0	0	0	0	0	0	0
2011	Patriots	12/0	16	9	7	1.0	7.0	0	0	0.0	0	0	0	0	1	0	0	0	0
Totals-11 years		163/137	467	312	155	36.5	253.5	0	0	0.0	0	0	18	7	5	0	0	0	0
POSTSEASON			TACKLES					INTERCEPTIONS						MISCELLANEOUS					
Year	Team	G/S	TT	UT	A	S	Yds	No	Yds	Avg	Lg	TD	PD	FF	FR	Yds	TD	SpT	
2002	Browns	1/1	2	0	2	0.0	0.0	0	0	0.0	0	0	0	0	0	0	0	0	0
2005	Broncos	2/2	6	2	4	0.0	0.0	0	0	0.0	0	0	0	0	0	0	0	0	0
2011	Patriots	3/0	7	3	4	0.0	0.0	0	0	0.0	0	0	0	0	0	0	0	0	0
Totals- 3 years		6/3	15	5	10	0.0	0.0	0	0	0.0	0	0	0	0	0	0	0	0	0



**Brian
WATERS**

54
HT: 6-3 WT: 320
Born: 2/18/77 Exp. (NFL/Patriots): 12/1
GP/GS (Playoffs): 179/165 (6/6) Acq: FA-11
College: North Texas Hometown: Waxahachie, Texas

★ ★ ★ GUARD ★ ★ ★

04 05 06 08 10 11
PRO BOWLS

CAREER TRANSACTIONS

Brian Waters was signed by the Patriots as a free agent on Sept. 4, 2011 ... Originally signed by Dallas a rookie free agent (4/23/99) ... Released by Dallas (9/5/99) ... Signed by Kansas City as a free agent (3/6/00) ... Released by Kansas City (7/28/11).

CAREER HIGHLIGHTS

- ★ Named the Walter Payton NFL Man of the Year in 2009.
- ★ Selected to six Pro Bowls (2004, 2005, 2006, 2008, 2010, 2011).

SEASONAL REVIEWS

2011 (16/16, 3/3)

- ★ Started at right guard against the N.Y. Giants (2/5), Baltimore (1/22) and Denver (1/14).
- ★ Started all 16 regular season and three playoff games at right guard in 2011.
- ★ Selected to his sixth career Pro Bowl in his first season with the Patriots.
- ★ Started and helped pave the way for a Patriots rushing attack that gained 157 yards on the ground in a win over the Chiefs (11/21).
- ★ Started at guard against the Jets (10/9) as part of an offensive line that helped pave the way for BenJarvus Green-Ellis to rush for a career-high 136 yards on 27 carries with two touchdowns.
- ★ Started at guard as part of an offensive line that helped Tom Brady throw for 423 yards against the Chargers (9/18). Combined with his performance against Miami, Brady's 940 passing yards in consecutive weeks are a franchise record for a two-game span.
- ★ Started at guard as part of an offensive line that helped Tom Brady to a personal and franchise best 517 passing yards and a franchise record 622 total yards in the season opener against the Dolphins (9/12).

2010 (16/16, 1/1 – Kansas City)

- ★ Played and started in 16 games at left guard and helped the Chiefs to an AFC West title with a 10-6 record.
- ★ Started in one postseason game.
- ★ Named to his fifth Pro Bowl

2009 (15/15 – Kansas City)

- ★ Started in 15 games at left guard and was inactive for one game.
- ★ Was inactive due to an injury vs. Cleveland (12/20), ending a streak of 51 consecutive starts dating back to the 2006 season.
- ★ Helped RB Jamaal Charles set the franchise-record for a single-game with 249 yards rushing at Denver (1/3/10).
- ★ Named the 2009 Walter Payton NFL Man of the Year.

EXTRA POINTS

- ★ Played three years at tight end in college before moving to defense as a senior.
- ★ Originally went to training camp with the Dallas Cowboys in 1999 as a tight end.
- ★ Switched to the offensive line when he signed with Kansas City in 2000 and spent the spring with the Berlin Thunder of NFL Europe.
- ★ Earned the 2009 Walter Payton NFL Man of the Year Award for his off-the-field community service in addition to his on-field success.
- ★ Became the first offensive lineman to ever be named AFC Offensive Player of the Week since the honor's inception in 1984 after a dominating performance in a 56-10 win vs. Atlanta (10/24/04) in which the Chiefs registered an NFL-record eight rushing touchdowns.

2008 (16/16 – Kansas City)

- ★ Started all 16 games at left guard.
- ★ Was selected to his fourth Pro Bowl.

2007 (16/16 – Kansas City)

- ★ Started all 16 games at left guard.
- ★ Started his 100th game in a Kansas City uniform vs. Tennessee (12/16).

2006 (14/14, 1/1 – Kansas City)

- ★ Started all 14 games that games that he played and one postseason game.
- ★ Earned his third straight Pro Bowl berth.
- ★ Missed two games due to an injury.
- ★ Played in his 100th game vs. Jacksonville (12/31).

2005 (16/16 – Kansas City)

- ★ Started all 16 games at left guard.
- ★ Was selected to his second Pro Bowl and was a first-team All-Pro selection by the Associated Press for a second straight year.
- ★ Part of a Kansas City offense that led the NFL in total offense, averaging 387.0 yards per game.
- ★ Helped RB Larry Johnson set a team-record with 1,750 rushing yards on the season.



2004 (16/16 – Kansas City)

- ★ Started all 16 games at left guard.
- ★ Was selected to his first Pro Bowl and was a first-team All-Pro selection by the Associated Press, *The Sporting News* and *Pro Football Weekly*.
- ★ Joined teammate FB Tony Richardson and San Diego TE Antonio Gates as one of three undrafted players to be selected to the Pro Bowl.
- ★ Played a key role in helping Kansas City lead the NFL in offense for the first time in team history.
- ★ Named the AFC Offensive Player of the Week in helping the Chiefs score an NFL record eight rushing touchdowns vs. Atlanta (10/24) to become the first offensive lineman to ever win the award.

2003 (16/16, 1/1 – Kansas City)

- ★ Started all 16 games at left guard.
- ★ Part of a Chiefs offensive front that helped RB Priest Holmes set an NFL record with 27 rushing touchdowns.
- ★ Started an AFC Divisional Playoff game vs. Indianapolis (1/11/04).

2002 (16/16 – Kansas City)

- ★ Started all 16 games at left guard.
- ★ Was part of a Chiefs offense that led the league by averaging 29.2 points per game and ranked second in the NFL by averaging 375.0 yards per game.
- ★ Helped pave the way for RB Priest Holmes' 1,615 yards rushing.

2001 (16/8 – Kansas City)

- ★ Played in 16 games with eight starts.
- ★ Started one game at center and seven at left guard.
- ★ Also added two special teams tackles.
- ★ Helped RB Priest Holmes rush for an NFL-high 1,555 yards.
- ★ Made his first NFL start vs. Oakland (9/9) at center.
- ★ Worked as a fullback in short-yardage and goal-line situation.
- ★ Started his first career game at left guard vs. Seattle (11/25).

2008 (6/0 – Kansas City)

- ★ Played in six games on special teams.
- ★ Made his NFL debut vs. Buffalo (11/19).

COLLEGE

- ★ Played in 44 career games for North Texas, starting at tight end for three years before switching to defensive line as a senior.
- ★ Hauled in 86 receptions for 975 yards and nine touchdowns in three years on offense.
- ★ Recorded 45 tackles and 5.0 sacks on defense.
- ★ Earned first-team All-Big West Conference honors as defensive tackle.

★ ★ ★ HONORS & AWARDS ★ ★ ★	
2011	Pro Bowl
2010	Pro Bowl
2009	Walter Payton NFL Man of the Year
2008	Pro Bowl
2006	Pro Bowl
2005	Pro Bowl Associated Press All-Pro: First Team
2004	Pro Bowl Associated Press All-Pro: First Team <i>The Sporting News</i> All-Pro <i>Pro Football Weekly</i> All-Pro AFC Offensive Player of the Week (Wk 7)

PERSONAL

- ★ Was all-district tight end and defensive end at Waxahachie High School in Waxahachie, Texas.
- ★ Established the "Brian Waters 54 Foundation" in 2005, benefitting children and families.
- ★ Received the 2008 JB Award presented by CBS Host James Brown for his contribution to the community voted by the NFL Players Association and NFL Players.
- ★ Serves as a spokesperson for the NFL's "What Moves U" fitness campaign.
- ★ Married to wife, Yolanda, with children.



Wes WELKER

83

HT: 5-9 WT: 185

Born: 5/1/81 Exp. (NFL/Patriots): 8/5

GP/GS (Playoffs): 123/69 (7/6) Acq: TR(MIA)-07

College: Texas Tech Hometown: Oklahoma City, Okla.

WIDE RECEIVER

08 09 10 11

CAREER TRANSACTIONS

Wes Welker was acquired by the Patriots from the Miami Dolphins on March 5, 2007 in exchange for a second-round selection in the 2007 NFL Draft and a seventh-round selection in the 2007 NFL Draft ... Originally signed as a rookie free agent by the San Diego Chargers in the spring of 2004 ... Waived by the Chargers (9/15/04) ... Signed by the Miami Dolphins (9/21/04).

CAREER HIGHLIGHTS

- ★ Welker earned four consecutive Pro Bowl honors following the 2008, 2009, 2010 and 2011 seasons.
- ★ Since joining the Patriots prior to the 2007 season, Welker leads the NFL with a total of 554 receptions (112 in 2007, 111 in 2008, 123 in 2009, 86 in 2010 and 122 in 2011) and leads the NFL with 7.2 receptions per game during that span.
- ★ Welker owns the top four single-season reception totals in Patriots history, with a team-record 123 in 2009, 122 catches in 2011, 112 2007 and 111 in 2008.
- ★ Welker's 123 receptions in 2009 match Herman Moore (Detroit in 1995) for the second most receptions in a single season in NFL history, behind Marvin Harrison's NFL record of 143 receptions in 2002.
- ★ Extended his streak to 94 straight regular-season games with at least one reception. He has caught at least one pass in each of his 81 games with the Patriots, including four postseason games. He has caught at least one pass in 77 consecutive regular-season games with the Patriots. The Patriots record for most consecutive games with at least one pass is 63 by TE Ben Coates.
- ★ Named to the 2011 Associated Press All-Pro team.
- ★ Moved into second place on the Patriots' all-time receptions list with 554 career catches.
- ★ Welker tied an NFL record in 2009 with seven 10-plus reception games. Andre Johnson of Houston had seven 10-plus reception games in 2008.
- ★ Welker (123 in 2009, 112 in 2007 and 111 in 2008) joins Marvin Harrison (4), Jerry Rice (3), Herman Moore (3) and Brandon Marshall (3) as the only players to catch 100 passes in three consecutive seasons.
- ★ Welker (1,348 in 2009, 1,175 in 2007 and 1,165 in 2008) joined teammate Randy Moss to become the first Patriots players to have three straight 1,000-yard seasons. It is only the sixth time in NFL history a team has had two players go three straight seasons with 1,000 yards.
- ★ Welker set an NFL record by catching at least six passes in each of the first 11 games of the 2008 season. The previous record for most games with at least six receptions to begin a season was eight, achieved by Jacksonville's Jimmy Smith in 2001.
- ★ Welker set an NFL record in 2007 by recording the most receptions by a player in his first season with a new team (rookie or veteran), totaling 112 catches.



EXTRA POINTS

- ★ Wes has established the "83 Foundation" to provide underprivileged children in his hometown of Oklahoma City the opportunity to play football.
- ★ Texas Tech was the only Division I school to offer Wes a scholarship, and only did so after another player had backed out of his commitment, but Wes went on to become one of the best athletes in Texas Tech history, breaking receiving and returning records and earning the nickname "The Natural."
- ★ In 2004, Wes became the first player in NFL history to return a punt, return a kick, kick a field goal, kick an extra point and return a kickoff in the same game. He accomplished the feat against the Patriots.
- ★ As part of the "83 Foundation," Wes holds football camps in Massachusetts and Oklahoma designed to help kids build character and leadership skills as well as interact with positive role models.
- ★ In 2009, Welker was one of 26 players selected to the inaugural USA Football/NFLPA "All Fundamental Team."
- ★ Welker caught 11 passes for 103 yards in Super Bowl XLII, tying the Super Bowl record for most receptions in a game. His 11 grabs equals the totals of Deion Branch (2004), Jerry Rice (1988) and Dan Ross (1981).
- ★ Welker joined the Patriots in 2007 after playing in 47 career games with three starts for the San Diego Chargers (one game in 2004) and Miami Dolphins (2004-06).
- ★ In a game against the Patriots at Gillette Stadium on Oct. 10, 2004, a pregame injury to Dolphins kicker Olindo Mare pressed Welker into service as Miami's kicker. He converted both of his kicking opportunities (a field goal and an extra point) to become the first player in NFL history to record a punt return, a kickoff return, a field goal, an extra point and a kickoff in the same game. Welker earned AFC Special Teams Player of the Week honors for his efforts.
- ★ After not recording a catch as a rookie, Welker emerged as a receiving threat in 2005, grabbing 29 passes for 434 yards and playing in all 16 games with one start. He once again led the Dolphins in punt returns (43 returns for 390 yards) and kickoff returns (61 returns for 1,379 yards).



★★ WELKER'S SINGLE GAME CAREER HIGHS ★★

Regular Season

Receptions:	16	at Buffalo (9/25/11)
Yards:	217	at Buffalo (9/25/11)
Long:	99t	at Miami (9/12/11)
Touchdowns:	2	Eight times, most recent at Philadelphia (11/27/11)

SEASONAL REVIEWS

2011 (16/15, 3/3)

★ Tied for the team lead in playoff receptions (19), was second in yards (168) and caught one touchdown pass. Also picked up 21 yards on two carries.

★ Started and caught seven passes for 60 yards (8.8 avg.) and rushed twice for 21 yards (10.5 avg.) against the N.Y. Giants (2/5).

★ Started and caught six passes for 53 yards (8.8 avg.) in win over Baltimore (1/22).

★ Started and caught six passes for 55 yards (9.2 avg.) including a touchdown on the Patriots' first drive against Denver (1/14).

★ Played all 16 games, started 15 and led the NFL in receptions (122) and finished second in receiving yards (1,569), which set a new franchise record. Became the second receiver in NFL history, joining Cris Carter with multiple seasons with at least 120 catches.

★ Named to the AFC Pro Bowl and Associated Press All-Pro teams.

★ Caught six passes for 51 yards against the Bills (1/1). Finished 2011 with the most receptions (122) and second-most receiving yards. (1,569).

★ Accumulated his third double-digit reception game of the season with 12 catches and 138 yards against Miami (12/24) and set the franchise record for most yards in a season, upping his total to 1,518.

★ Caught four passes for 41 yards and set a new single-season career high for receiving yards. Also moved into second place on Patriots all-time reception list passing Stanley Morgan (534 receptions).

★ Caught seven passes for 86 yards and a touchdown in Washington (12/11). Set a personal best with his ninth TD of the season and became the third player in NFL history joining Marvin Harrison and Jerry Rice with four 100-catch seasons.

★ Registered his 13th career 10-plus reception game when he finished with 11 receptions for 110 yards against the Colts (12/4). Also picked up his 22nd 100-yard performance, his seventh of 2011, a single-season career best.

★ Caught eight passes for 115 yards and two touchdowns against the Eagles (11/27). Notched his 21st career 100-yard receiving game and eighth two-TD performance. Tied his career single-season high when he scored his eighth touchdown.

★ Finished with two receptions for 22 yards against the Chiefs (11/21).

★ Caught six passes for 46 yards against the Jets (11/13).

★ Made nine catches for 136 yards against the Giants (11/6). In the process, Welker passed Ben Coates (490 catches) for third place on the Patriots' all-time receptions list. Welker also passed Coates (5,471 yards) for fourth place on the Patriots' all-time receiving yardage list. Also rushed once for 13 yards.

★ Started and caught six passes for 39 yards against the Steelers (10/30).

★★★ BIG YEAR IN 2009 ★★★

Welker led the NFL with 123 receptions in 2009, despite missing two games due to injury and part of the season finale due to an injury. He averaged 8.8 receptions in the 14 games he played. The 123 receptions are a Patriots record and match Herman Moore (Detroit in 1995) for the second most receptions in a single season in NFL history, behind Marvin Harrison's NFL record of 143 receptions in 2002. Welker's 8.8 catches per game in 2009 rank second in NFL history to the 8.9 average set by Harrison in 2002.

MOST RECEPTIONS IN A SEASON

Player	Team	Year	Receptions
Marvin Harrison	Indianapolis	2002	143
Wes Welker	New England	2009	123
Herman Moore	Detroit	1995	123
Cris Carter	Minnesota	1994	122
Cris Carter	Minnesota	1995	122
Jerry Rice	San Francisco	1995	122

★★★ WELKER PILES UP YARDS ★★★

Wes Welker (1,175 in 2007 and 1,165 in 2008) joined Randy Moss to become the first Patriots players with back-to-back 1,000-yard receiving seasons and stretched that to three straight seasons after breaking the 1,000-yard mark at Miami (12/6/09). Welker had a career-high in receiving yards with 1,348 in 2009. Welker had a career high in receiving yards with 1,569 in 2011. It is the highest in team history. Welker has four of the top nine receiving yardage seasons in team history.

PATRIOTS SINGLE-SEASON RECEIVING YARD LEADERS

Player	Season	Yds	Rec.	TD
Wes Welker	2011	1569	122	9
Randy Moss	2007	1493	98	23
Stanley Morgan	1986	1491	84	10
Wes Welker	2009	1348	123	4
Randy Moss	2009	1264	83	13
Troy Brown	2001	1199	101	5
Wes Welker	2007	1175	112	8
Ben Coates	1994	1174	96	7
Wes Welker	2008	1165	111	3

2010 (15/11, 1/0)

★ Played in 15 games with 11 starts after a successful return from a knee injury suffered in the 2009 season finale.

★ Finished the season with a team-leading 86 catches for a team-high 848 yards (9.9 average) and seven touchdowns. Also returned five punts for 36 yards.

★ His 86 receptions tied for second in the AFC and sixth in the NFL. He became the first Patriots player to lead the team in receiving in four straight seasons.

★ Selected to his third consecutive AFC Pro Bowl.

★ Had two games with two touchdowns, vs. Cincinnati (9/12) and at Detroit (11/25).

★ Had five games with eight receptions.

★ Was successful on an extra point attempt and handled a kickoff in the fourth quarter at Cleveland (11/7), filling in for the injured Stephen Gostkowski. It was the second time Welker kicked in a game in his career having kicked a 29-yard field goal, converted an extra point and handled kickoff

duties while with Miami in a game against New England (10/10/04).

★ Recorded his first 100-yard game of the season with 115 receiving yards on eight receptions at Chicago (12/12).

2009 (14/13, 0/0)

★ Played in 14 games with 13 starts and finished with a career-high 123 receptions for a career-high 1,348 yards with four touchdowns.

★ Also returned 27 punts for 338 yards for a 12.5 yard average with a long return of 69 yards. His 12.5-yard average was first in the AFC and second in the NFL to DeSean Jackson (15.2).

★ Had five rushing attempts for 36 yards.

★ Named Associated Press First-Team All-Pro.

★ Earned his second Pro Bowl berth.

★ His 123 receptions were tops in the league in 2009 and stand as the second highest single-season total in NFL history. Welker accomplished the feat despite missing two complete games earlier in the year and most of the season-finale due to injury.

★ His 1,348 receiving yards finished second in the NFL to Houston's Andre Johnson (1,569) and third most in Patriots history.

★ Averaged 8.8 receptions per game, the second highest average in NFL history to the 8.9 average set by Marvin Harrison in 2002.

★ Registered his third straight season with at least 100 receptions (123) and 1,000 receiving yards (1,348) while setting a career high in receiving yards. Only four other NFL players have had three consecutive seasons of at least 100 receptions and 1,000 yards receiving: Marvin Harrison (4, 1999-02), Brandon Marshall (3, 2007-09), Herman Moore (3, 1995-97) and Jerry Rice (3, 1994-96).

★ Reached 100 receptions in his 11th game of the season to tie Marvin Harrison for the fewest individual games played to reach 100 receptions in a season in NFL history.

★ Finished with 10 receptions in a game seven times to tie the NFL record for most 10-plus reception games in a single season, matching Houston's Andre Johnson who had seven in 2008.

★ Welker and Randy Moss each hauled in 12 catches for the Patriots in the first meeting in 2009 against Buffalo, with each player tying the team's fifth-highest single-game reception total. It is the first time in team history that two players have had at least 12 catches each in the same game.

★ He and Moss became the first Patriots to have back-to-back 1,000-yard seasons in 2008 and have now stretched that to three straight 1,000 yard seasons and are just the sixth tandem to accomplish the feat for three straight seasons.

★ Set a franchise record for receptions in a non-overtime game while also establishing single-game career-highs in receptions (15) and receiving yards (192) in the Patriots' 31-14 win vs. the N.Y. Jets (11/22).

★ Led the team in receptions seven times and tied for the team lead twice.

★ Had a career-high six 100-yard games in 2009 – 150 vs. Tennessee (10/18), 107 at Tampa Bay (10/25), 192 vs. N.Y. Jets (11/22), 167 at Miami (12/6), 105 vs. Carolina (12/13) and 138 vs. Jacksonville (12/27).

★ Had six or more receptions in a game in 12 of the 13 games he played, including seven games with 10 or more receptions.

★ After catching 12 passes for 93 yards in the season-opener vs. Buffalo (9/14), missed the next two games at the N.Y. Jets (9/20) and vs. Atlanta (9/27) due to injury.

★ Tied a single-game career high with two touchdown receptions in the Patriots' 59-0 victory vs. Tennessee (10/18).

★★★ HONORS & AWARDS ★★★

2011

AFC Pro Bowl

Associated Press All-Pro

Pro Football Weekly/PFWA: All NFL

The Sporting News All-Pro Team

2010

AFC Pro Bowl

Ed Block Courage Award

2009

AFC Pro Bowl

Associated Press All-Pro: First Team

Pro Football Weekly/PFWA: All NFL

Sports Illustrated All-Pro Team

USA Football/NFLPA's All Fundamental Team

2008

AFC Pro Bowl

Associated Press All-Pro: Second Team

SI.com All-Pro Team

NBCSports.com All-NFL Team

Pro Football Weekly/PFWA: All-AFC Team

USA Today Patriots Team MVP

Pop Warner Inspiration to Youth Award

2007

Associated Press All-Pro: Second Team

ESPN.com All-Pro Team

Dr. Z's SI.com All-Pro Team

Patriots 12th Player Award

2004

AFC Special Teams Player of the Week (Wk. 5)

Caught 10 passes for 150 yards against the Titans.

★ Had a 69-yard punt return in the third quarter at Indianapolis (11/15), his longest punt return as a member of the Patriots.

★ Hauled in a season-long pass of 58 yards at Miami (12/6) and caught 10 passes for 167 yards to go over the 1,000-yard receiving mark for the third straight season.

★ Tallied 13 receptions for 138 yards in the Patriots' 35-7 AFC East clinching victory vs. Jacksonville (12/27).

★ Started at wide receiver at Houston (1/3) and made one reception for 12 yards before leaving the game with a knee injury. Was placed on injured reserve on Jan. 6 and missed the postseason game vs. Baltimore (1/10).

2008 (16/14)

★ Finished ranked second in the NFL behind Houston's Andre Johnson with 111 catches in 2008.

★ Selected to his first career Pro Bowl in 2008.

★ Named to the Associated Press All-Pro Second Team.

★ Selected for the SI.com All-Pro Team and the NBCSports.com All-NFL Team and named Patriots Team MVP by *USA Today*.

★ Recorded the second highest single-season catch total in Patriots history, trailing only his 112-catch performance in 2007, and turning in just the third 100-reception season in team history.



- ★ Recorded 1,165 receiving yards, a total that ranks fifth on the Patriots' all-time list.
- ★ Joined Randy Moss in becoming the first players in Patriots history to record back-to-back 1,000-yard receiving seasons.
- ★ With his nine-catch performance against Buffalo (11/9), became the first player in NFL history to have six or more receptions in each of the first nine games of a season, topping Jimmy Smith's NFL record of eight set in 2001.
- ★ Became just the eighth player in NFL history to notch back-to-back 100-catch seasons.
- ★ Led the team with 24 punt returns and 237 punt return yards.
- ★ Led the team in receptions (7) and receiving yards (72) at the N.Y. Jets (9/14).
- ★ Led the team in receptions with eight catches for 73 yards at San Francisco (10/5).
- ★ Had his fifth straight game to open the season with six or more receptions, grabbing nine catches for 73 yards at San Diego (10/12).
- ★ Hauled in his first receiving touchdown of the season while tallying 63 receiving yards against Denver (10/20).
- ★ Became just the second player in NFL history to have six or more receptions in each of the first eight games of a season, making seven catches for 37 yards at Indianapolis (11/2).
- ★ Set an NFL record with his ninth straight game with six or more receptions to start a season with a season-high nine-catches, 107-yard performance against Buffalo (11/9).
- ★ Talled seven receptions for 108 yards, extending his NFL record for most consecutive games with six or more receptions to begin a season, against the N.Y. Jets (11/13).
- ★ Talled his third straight 100-yard receiving performance with eight receptions for 120 yards while extending his NFL record-setting streak to 11 straight games with six receptions or more to start a season at Miami (11/23).
- ★ Registered season highs with 12 receptions for 134 receiving yards at Seattle (12/7).
- ★ Became just the eighth player in NFL history to notch back-to-back 100-catch seasons with his 13-yard touchdown reception at Oakland (12/14).
- ★ Led the team in receiving with 7 catches for 68 yards, including his second touchdown catch in as many weeks against Arizona (12/21).

2007 (16/13, 3/3)

- ★ Set the Patriots' single-season receptions record, passing Troy Brown's mark of 101 receptions in 2001 and finishing with a total of 112 receptions in 2007, nearly doubling his previous career-high total of 67 receptions for a season.
- ★ Became just the fourth Patriot to record a 90-plus reception season, joining Troy Brown, Ben Coates and Terry Glenn.
- ★ Recorded the first 1,000-yard receiving season of his career.
- ★ Recipient of the 2007 Patriots 12th Player Award.
- ★ Named to the Associated Press All-Pro second team.
- ★ Established season career highs in receptions (112), receiving yards (1,175) and touchdowns (8).
- ★ Tied the then Patriots' single-game record for receptions in a non-overtime game with his 13 receptions against the Philadelphia Eagles (11/25).
- ★ Tied a single-game career high with two touch down receptions in the Patriots' victory over the Miami Dolphins (10/21).

- ★ Grabbed career highs in receptions with 13 and receiving yards with 149 in the Patriots' 31-28 victory over the Philadelphia Eagles on (11/25).
- ★ Scampered into the end zone from 11 yards out for his first touchdown in a Patriots uniform at the N.Y. Jets (9/9).
- ★ Tied for the team high in receptions with eight, while tearing up 91 receiving yards vs. San Diego (9/16).
- ★ Talled a team-high six receptions for 69 yards in the Patriots' victory over the Buffalo Bills (9/23).
- ★ Returned three punts for a season-high 72 against the Bills.
- ★ Started at wide receiver and made four catches while returning two kickoffs and two punts in a win over Cleveland (10/7).
- ★ Led the team and set then career highs in receptions (11) and touchdown receptions (2) while tallying his first 100-yard receiving game at Dallas (10/15).
- ★ Talled a then single-game career high with 138 receiving yards and tied a single-game career best with two touchdown receptions at Miami (10/21).
- ★ Grabbed then single-game career highs in receptions with 13 and receiving yards with 149 in the Patriots' comeback win over Philadelphia (11/25).
- ★ Led the team with a nine-reception performance for 78 yards and a touchdown against Pittsburgh (12/9).
- ★ Moved past the 1,000-yard receiving mark for the first time in his career on a 16-yard reception while making three catches versus the N.Y. Jets (12/16).
- ★ Tied the Patriots' single-season receptions record, matching Troy Brown's record of 101 receptions in a five-catch, 49-yard performance against Miami (12/23).
- ★ Led the team in receptions (11) and receiving yards (122) while breaking the Patriots' single-season receptions record at the N.Y. Giants (12/29).
- ★ Led the team with nine receptions for 54 yards and a touchdown in the divisional playoff game vs. Jacksonville (1/12).
- ★ Scored his second postseason touchdown catch in as many games on a 6-yard scoring strike in the Patriots' victory over San Diego in the AFC Championship Game (1/20).
- ★ Tied Dan Ross, Jerry Rice and former Patriots wide receiver Deion Branch for the Super Bowl record for receptions with 11 catches for 103 yards in Super Bowl XLII (2/3).

2006 (16/2 – Miami)

- ★ Led the Dolphins with a then career-high 67 receptions and placed second on the team with a then career-best 687 receiving yards while also leading the team in kickoff returns and punt returns.
- ★ Had 41 punt returns for 378 yards, an average of 9.2 yards per return, including a long return of 47 yards, and 48 kickoff returns for 1,064 yards, an average of 22.2 yards per return.
- ★ Ranked eighth in the AFC in punt returns.
- ★ Had five catches for 41 yards against Buffalo (9/17) and recorded his 124th career kickoff return, breaking the Dolphins team record of 123 kickoff returns, previously held by Fulton Walker.
- ★ Talled four catches for 55 yards against Houston (10/1) and added two kickoff returns for 53 yards, breaking the team record of 2,947 kickoff return yards, previously held by Mercury Morris.
- ★ Led the Dolphins in receptions with a then career-high nine catches for 77 yards against New England (10/8).

★ ★ ★ 100-RECEPTION SEASONS ★ ★ ★

Welker registered his fourth season with at least 100 receptions (122) and 1,000 yards (1,569) in 2011. He joined Cris Carter as the only other player in NFL history with two 120-catch seasons. Welker is the only player in NFL history with three seasons with 110 receptions.

MOST 100-RECEPTION SEASONS IN NFL HISTORY

Player	100-Reception Seasons
Wes Welker	4
Marvin Harrison	4
Jerry Rice	4
Brandon Marshall	4
Herman Moore	4
Andre Johnson	4

★ Had two catches for 14 yards, including his first career touchdown catch against Chicago (11/5).

2005 (16/1 – Miami)

★ Saw action in all 16 games, including one start, making 29 catches for 434 yards.

★ His reception total ranked fifth on the team while yardage figure was fourth.

★ Also returned 43 punts for a 9.1-yard average and 61 kickoffs for a 22.6-yard average.

★ Punt return average was sixth in the AFC and 11th in the NFL.

★ Of his 29 catches on the year, 12 came on third down while two more occurred on fourth down.

★ Of his 29 catches, 20 were good for a first down.

★ Finished with a season-high four receptions and 60 yards against Denver (9/11).

★ Had three receptions for a then career-high 97 yards against Tampa Bay (10/16), including a long of 41.

★ Returned a season-high seven kickoffs, tying a Dolphins' single-game record, for 162 yards against Kansas City (10/21).

★ Recorded the first start of his NFL career vs. Oakland (11/27) and caught one pass for 16 yards and also fielded five kickoffs for a 28.2-yard average, including a long of 41 yards.

2004 (14/0 – Miami, 1/0 – San Diego)

★ Played in a total of 15 games as a rookie.

★ Waived by the Chargers (9/15) and signed with the Dolphins as a free agent (9/21).

★ For the season, returned 61 kickoffs for a 23.2-yard average, including a 95-yard kickoff return for a touchdown.

★ Fielded 43 punts for a 10.8-yard average, all with the Dolphins.

★ His punt return average (10.8) ranked second in the AFC, trailing only Cleveland's Dennis Northcutt (12.0).

★ Served as an emergency kicker against the Patriots (10/10) and was 1-for-1 on field goals and 1-for-1 on PATs.

★ In his only game with the Chargers, returned four kickoffs for 102 yards against Houston (9/12).

★ Made his Dolphins debut against Pittsburgh (9/26) and returned three kickoffs for a 22.0-yard average along with two punts for 20 yards.

★ Was pressed into service as an emergency kicker when Olindo Mare injured his calf in pre-game warm ups against New England (10/10) and was named AFC Special Teams Player of the Week for his efforts.

★ Converted his only field goal attempt – from 29 yards – and his only PAT against the Patriots while also handling kickoff duties.

★ Became the first player in NFL history to have a kickoff return, a punt return, a field goal, a successful PAT and kickoff in the same game.

★ Fielded two punts for a 43.5-yard average, including a season-long return of 71 yards, on Monday Night Football against New England (12/20).

★ Returned a kickoff 95 yards for a touchdown against Baltimore (1/2), becoming the first Dolphin to achieve the feat since Oct. 1, 1989.

COLLEGE

★ Welker was a four-year letterman at Texas Tech (2000-03) and appeared in a total of 50 games.

★ Finished his career with 259 receptions for 3,069 yards and 21 touchdowns, 559 yards rushing and a touchdown on 79 attempts and 152 punts returns for 1,761 yards, an 11.6-yard average, and eight touchdowns.

★ Left school as the NCAA career record-holder for punt return yards (1,761), as well as the single-season holder for returns (57 in 2002).

★ Finished as the NCAA all-time leader for punt return touchdowns (8). The record was later tied by Oklahoma's Antonio Perkins in 2004.

★ His reception and receiving yardage totals are both school career records.

★ Was a three-time All-Big 12 Conference first-team choice (2000, 2002-03).

PERSONAL

★ Wesley Welker was born the son of Leland and Shelley Welker on May 1, 1981 in Oklahoma City, Okla.

★ Attended Heritage Hall High School in Oklahoma City, where he played both running back and defensive back.

★ Was named the Oklahoma Player of the Year as a senior by numerous media outlets.

★ In his career, rushed for 3,235 yards and 53 touchdowns on 495 attempts, while catching 174 passes for 2,551 yards and 27 scores.

★ Scored a total of 90 touchdowns in his prep career.

★ For his extensive work in the community, Wes was named the winner of the Dolphins' 2005 Nat Moore Community Service Award.

★ Established the "83 Foundation" to provide underprivileged children in his hometown of Oklahoma City the opportunity to play football.

★ Graduated from Texas Tech with a degree in management.

★ ★ ★ ★ ★ **WES WELKER** ★ ★ ★ ★ ★

Pos: WR Ht: 5-9 Wt: 185 lbs Year: 8th Acq: TR(MIA)-07 College: Texas Tech Born: 5/1/81

REGULAR SEASON			RECEIVING					RUSHING					KICK RETURNS					PUNT RETURNS					
Year	Team	G/S	No	Yds	Avg	Lg	TD	No	Yds	Avg	Lg	TD	No	Yds	Avg	Lg	TD	No	FC	Yds	Avg	Lg	TD
2004	Chargers	1/0	0	0	-	-	0	0	0	-	-	0	4	102	25.5	33	0	0	0	0	0.0	0	0
2004	Dolphins	14/0	0	0	-	-	0	0	0	-	-	0	57	1313	23.0	95t	1	43	12	464	10.8	71	0
2005	Dolphins	16/1	29	434	15.0	47	0	1	5	5.0	5	0	61	1379	22.6	46	0	43	23	390	9.1	47	0
2006	Dolphins	16/2	67	687	10.3	38	1	0	0	-	-	0	48	1064	22.2	46	0	41	29	378	9.2	47	0
2007	Patriots	16/13	112	1175	10.5	42	8	4	34	8.5	27	0	7	176	25.1	33	0	25	7	249	10.0	35	0
2008	Patriots	16/14	111	1165	10.5	64	3	3	26	8.7	19	0	1	26	26.0	26	0	24	6	237	9.9	44	0
2009	Patriots	14/13	123	1348	11.0	58	4	5	36	7.2	11	0	2	45	22.5	27	0	27	16	338	12.5	69	0
2010	Patriots	15/11	86	848	9.9	35	7	0	0	0.0	0	0	0	0	0.0	0	0	7	7	36	5.1	22	0
2011	Patriots	16/15	122	1569	12.9	99t	9	4	30	7.5	19	0	0	0	0.0	0	0	8	6	82	10.3	25	0
Totals - 9 years		124/69	650	7,226	11.1	99t	32	17	131	7.7	27	0	180	4,105	22.8	95t	1	216	106	2,174	10.1	71	0

Additional Statistics: Kicking: Career Field Goals (1-of-1, 29 yards, 10/10/04); Career Extra Points (1-of-1, 10/10/04, 1-of-1, 11/7/10); Career Kickoffs (3, 10/10/04; 1, 11/7/10). Special Teams Tackles: Career (7); 2004 (7). Special Teams Fumble Recoveries: Career (3); 2004 (2); 2006 (1).

POSTSEASON			RECEIVING						RUSHING						KICK RETURNS						PUNT RETURNS					
Year	Team	G/S	No	Yds	Avg	Lg	TD	No	Yds	Avg	Lg	TD	No	Yds	Avg	Lg	TD	No	FC	Yds	Avg	Lg	TD			
2007	Patriots	3/3	27	213	7.9	19	2	1	13	13.0	13	0	0	0	0.0	0	0	2	2	29	14.5	15	0			
2009	Patriots	0/0	Injured reserve																							
2010	Patriots	1/0	7	57	8.1	13	0	0	0	0.0	0	0	0	0	0.0	0	0	0	1	0	0.0	0	0			
2011	Patriots	3/3	19	168	8.6	19	1	2	21	10.5	11	0	0	0	0.0	0	0	1	2	0	0.0	0	0			
Totals - 4 years			7/6	53	438	8.3	19	3	3	34	11.3	13	0	0	0	0.0	0	3	5	29	9.5	15	0			

★ ★ ★ ★ ★ **WELKER'S CAREER GAME-BY-GAME** ★ ★ ★ ★ ★

		P/S	Receiving					Rushing					Kick Returns					Punt Returns					
			No	Yds	Avg	Lg	TD	No	Yds	Avg	Lg	TD	No	Yds	Avg	Lg	TD	No	FC	Yds	Avg	Lg	TD
2004	Opponent																						
09/12	at Houston	p	-	-	-	-	-	-	-	-	-	4	102	25.5	33	0	-	-	-	-	-	-	-
09/26	Pittsburgh	p	-	-	-	-	-	-	-	-	-	3	66	22.0	26	0	2	0	20	10.0	10	0	
10/03	N.Y. Jets	p	-	-	-	-	-	-	-	-	-	4	90	22.5	35	0	1	1	8	8.0	8	0	
10/10	at New England	p	-	-	-	-	-	-	-	-	-	5	101	20.2	27	0	5	0	41	8.2	21	0	
10/17	at Buffalo	p	-	-	-	-	-	-	-	-	-	4	80	20.0	22	0	1	0	5	5.0	5	0	
10/24	St. Louis	p	-	-	-	-	-	-	-	-	-	3	40	13.3	16	0	4	0	31	7.8	20	0	
11/01	at N.Y. Jets	p	-	-	-	-	-	-	-	-	-	6	117	19.5	27	0	2	2	9	4.5	6	0	
11/07	Arizona	p	-	-	-	-	-	-	-	-	-	2	45	22.5	25	0	4	0	33	8.3	20	0	
11/21	at Seattle	p	-	-	-	-	-	-	-	-	-	4	91	22.8	32	0	3	2	33	11.0	23	0	
11/28	at San Francisco	p	-	-	-	-	-	-	-	-	-	2	31	15.5	22	0	5	2	72	14.4	35	0	
12/05	Buffalo	p	-	-	-	-	-	-	-	-	-	6	158	26.3	34	0	6	0	51	8.5	13	0	
12/12	at Denver	p	-	-	-	-	-	-	-	-	-	4	97	24.3	27	0	2	1	9	4.5	7	0	
12/20	New England	p	-	-	-	-	-	-	-	-	-	5	139	27.8	31	0	2	2	87	43.5	71	0	
12/26	Cleveland	p	-	-	-	-	-	-	-	-	-	2	48	24.0	26	0	3	0	37	12.3	17	0	
01/02	at Baltimore	p	-	-	-	-	-	-	-	-	-	7	210	30.0	95t	1	3	2	28	9.3	16	0	
2004 Totals		15/0	0	0	0	0	0	0	0	0	0	61	1415	23.2	95t	1	43	12	464	10.8	71	0	
		P/S	Receiving					Rushing					Kick Returns					Punt Returns					
			No	Yds	Avg	Lg	TD	No	Yds	Avg	Lg	TD	No	Yds	Avg	Lg	TD	No	FC	Yds	Avg	Lg	TD
2005	Opponent																						
09/11	Denver	p	4	60	15.0	26	0	-	-	-	-	2	51	25.5	28	0	4	0	64	16.0	20	0	
09/18	at N.Y. Jets	p	2	21	10.5	15	0	-	-	-	-	4	73	18.3	22	0	5	2	26	5.2	23	0	
09/25	Carolina	p	-	-	-	-	-	1	5	5.0	5	0	4	80	20.0	27	0	1	2	4	4.0	4	0
10/09	at Buffalo	p	2	24	12.0	16	0	-	-	-	-	4	93	23.3	27	0	5	1	33	6.6	15	0	
10/16	at Tampa Bay	p	3	97	32.3	41	0	-	-	-	-	6	130	21.7	27	0	4	2	70	17.5	38	0	
10/21	Kansas City	p	2	41	20.5	34	0	-	-	-	-	7	162	23.1	26	0	2	2	55	27.5	47	0	
10/30	at New Orleans	p	3	17	5.7	8	0	-	-	-	-	4	67	16.8	23	0	1	2	11	11.0	11	0	
11/06	Atlanta	p	1	6	6.0	6	0	-	-	-	-	3	56	18.7	22	0	1	0	0	0.0	0	0	
11/13	New England	p	2	61	30.5	47	0	-	-	-	-	4	112	28.0	46	0	3	2	13	4.3	7	0	
11/20	at Cleveland	p	2	12	6.0	7	0	-	-	-	-	4	79	19.8	28	0	2	0	23	11.5	13	0	
11/27	at Oakland	s	1	16	16.0	16	0	-	-	-	-	5	141	28.2	41	0	0	2	0	-	-	0	
12/04	Buffalo	p	4	40	10.0	17	0	-	-	-	-	4	74	18.5	23	0	5	1	14	2.8	10	0	
12/11	at San Diego	p	-	-	-	-	-	-	-	-	-	3	90	30.0	43	0	0	3	0	-	-	0	
12/18	N.Y. Jets	p	1	19	19.0	19	0	-	-	-	-	4	105	26.3	43	0	3	0	31	10.3	18	0	
12/24	Tennessee	p	-	-	-	-	-	-	-	-	-	-	-	-	-	-	5	2	28	5.6	14	0	
01/01	at New England	p	2	20	10.0	11	0	-	-	-	-	3	66	22.0	23	0	2	2	18	9.0	10	0	
2005 Totals		16/1	29	434	15.0	47	0	1	5	5.0	5	0	61	1379	22.6	46	0	43	23	390	9.1	47	0

★ ★ ★ ★ WELKER'S CAREER GAME-BY-GAME (CONT.) ★ ★ ★ ★

2006	Opponent	P/S	Receiving					Rushing					Kick Returns					Punt Returns						
			No	Yds	Avg	Lg	TD	No	Yds	Avg	Lg	TD	No	Yds	Avg	Lg	TD	No	FC	Yds	Avg	Lg	TD	
09/07	at Pittsburgh	p	4	67	16.8	31	0	-	-	-	-	-	3	74	24.7	30	0	3	1	79	26.3	47	0	
09/17	Buffalo	p	5	41	8.2	20	0	-	-	-	-	-	4	101	25.3	39	0	1	1	7	7	7	0	
09/24	Tennessee	p	5	59	11.8	19	0	-	-	-	-	-	2	42	21	23	0	2	2	2	1	10	0	
10/01	at Houston	p	4	55	13.8	29	0	-	-	-	-	-	2	53	26.5	28	0	1	2	11	11	11	0	
10/08	at New England	p	9	77	8.6	25	0	-	-	-	-	-	4	103	25.8	28	0	2	3	18	9	12	0	
10/15	at N.Y. Jets	p	6	56	9.3	25	0	-	-	-	-	-	5	69	13.8	16	0	4	1	31	7.8	12	0	
10/22	Green Bay	p	6	38	6.3	11	0	-	-	-	-	-	4	77	19.3	33	0	3	1	23	7.7	9	0	
11/05	at Chicago	p	2	14	7.0	8	1	-	-	-	-	-	4	70	17.5	22	0	2	1	13	6.5	10	0	
11/12	Kansas City	p	3	46	15.3	30	0	-	-	-	-	-	3	67	22.3	24	0	4	2	56	14	17	0	
11/19	Minnesota	S	4	59	14.8	36	0	-	-	-	-	-	2	46	23	33	0	2	3	20	10	11	0	
11/23	at Detroit	p	5	42	8.4	14	0	-	-	-	-	-	3	85	28.3	45	0	5	0	30	6	9	0	
12/03	Jacksonville	p	5	44	8.8	13	0	-	-	-	-	-	2	26	13	26	0	1	1	2	2	2	0	
12/10	New England	p	1	-1	-1.0	-1	0	-	-	-	-	-	-	-	-	-	-	4	3	36	9	14	0	
12/17	at Buffalo	p	4	56	14.0	38	0	-	-	-	-	-	3	61	20.3	32	0	2	3	11	5.5	12	0	
12/25	N.Y. Jets	S	1	11	11.0	11	0	-	-	-	-	-	4	83	20.8	27	0	3	3	31	10.3	16	0	
12/31	at Indianapolis	p	3	23	7.7	11	0	-	-	-	-	-	3	107	35.7	46	0	2	2	8	4	8	0	
2006 Totals			16/0	67	687	10.3	38	1	0	0	0.0	0	0	48	1064	22.2	46	0	41	29	378	9.2	47	0
2007	Opponent	P/S	Receiving					Rushing					Kick Returns					Punt Returns						
			No	Yds	Avg	Lg	TD	No	Yds	Avg	Lg	TD	No	Yds	Avg	Lg	TD	No	FC	Yds	Avg	Lg	TD	
09/09	at N.Y. Jets	p	6	61	10.2	13	1	-	-	-	-	-	-	-	-	-	-	2	0	6	3.0	6	0	
09/16	San Diego	S	8	91	11.4	34	0	1	6	6.0	6	0	-	-	-	-	-	2	0	13	6.5	13	0	
09/23	Buffalo	p	6	69	11.5	26	0	-	-	-	-	-	-	-	-	-	-	3	0	72	24.0	29	0	
10/01	at Cincinnati	S	3	22	7.3	11	0	1	27	27.0	27	0	-	-	-	-	-	2	0	16	8.0	9	0	
10/07	Cleveland	S	4	19	4.8	7	0	-	-	-	-	-	2	51	25.5	33	0	2	0	19	9.5	12	0	
10/14	at Dallas	S	11	124	11.3	35t	2	-	-	-	-	-	2	55	27.5	30	0	3	1	37	12.3	18	0	
10/21	at Miami	S	9	138	15.3	36	2	-	-	-	-	-	1	25	25.0	25	0	3	0	9	3.0	8	0	
10/28	Washington	S	9	89	9.9	19	1	-	-	-	-	-	-	-	-	-	-	0	1	0	0.0	0	0	
11/04	at Indianapolis	S	5	38	7.6	12	1	-	-	-	-	-	1	26	26.0	26	0	3	0	60	20.0	35	0	
11/18	at Buffalo	S	7	78	11.1	24	0	1	3	3.0	3	0	-	-	-	-	-	1	1	4	4.0	4	0	
11/25	Philadelphia	S	13	149	11.5	42	0	-	-	-	-	-	-	-	-	-	-	-	-	-	-	-	0	
12/03	at Baltimore	S	3	18	6.0	7	0	-	-	-	-	-	-	-	-	-	-	1	1	1	1.0	1	0	
12/09	Pittsburgh	S	9	78	8.7	22	1	-	-	-	-	-	-	-	-	-	-	1	0	2	2.0	2	0	
12/16	N.Y. Jets	S	3	30	10.0	16	0	1	-2	-2.0	-2	0	-	-	-	-	-	0	1	0	0.0	0	0	
12/23	Miami	S	5	49	9.8	20	0	-	-	-	-	-	-	-	-	-	-	0	1	0	0.0	0	0	
12/29	at N.Y. Giants	p	11	122	11.1	28	0	-	-	-	-	-	1	19	19.0	19	0	2	0	10	5.0	8	0	
2007 Totals			16/13	112	1175	10.5	42	8	4	34	8.5	27	0	7	176	25.1	33	0	25	6	249	10.0	35	0
01/12	Jacksonville	S	9	54	6.0	9	1	1	13	13.0	13	0	-	-	-	-	-	1	0	14	14.0	14	0	
01/20	San Diego	S	7	56	8.0	12	1	-	-	-	-	-	-	-	-	-	-	0	1	0	0.0	0	0	
02/03	N.Y. Giants	S	11	103	9.4	19	0	-	-	-	-	-	-	-	-	-	-	1	1	15	15.0	15	0	
2007 Postseason			3/3	27	213	7.9	19	2	1	13	13.0	13	0	0	0	0	0	0	2	2	29	14.5	15	0
2008	Opponent	P/S	Receiving					Rushing					Kick Returns					Punt Returns						
			No	Yds	Avg	Lg	TD	No	Yds	Avg	Lg	TD	No	Yds	Avg	Lg	TD	No	FC	Yds	Avg	Lg	TD	
09/07	Kansas City	S	6	51	8.5	13	0	-	-	-	-	-	-	-	-	-	-	-	-	-	-	-	-	
09/14	at N.Y. Jets	S	7	72	10.3	26	0	-	-	-	-	-	-	-	-	-	-	-	-	-	-	-	-	
09/21	Miami	S	6	55	9.2	21	0	1	19	19.0	19	0	-	-	-	-	-	-	-	-	-	-	-	
10/05	at San Francisco	S	8	73	9.1	20	0	-	-	-	-	-	-	-	-	-	-	-	-	-	-	-	-	
10/12	at San Diego	S	9	73	8.1	15	0	-	-	-	-	-	-	-	-	-	-	-	-	-	-	-	-	
10/20	Denver	S	6	63	10.5	27	1	-	-	-	-	-	-	-	-	-	-	3	0	63	21.0	44	0	
10/26	St. Louis	S	7	79	11.3	20	0	-	-	-	-	-	1	26	26.0	26	0	3	1	30	10.0	13	0	
11/02	at Indianapolis	S	7	37	5.3	10	0	-	-	-	-	-	-	-	-	-	-	2	0	24	12.0	15	0	
11/09	Buffalo	S	9	107	11.8	27	0	2	7	3.5	7	0	-	-	-	-	-	1	0	10	10.0	10	0	
11/13	N.Y. Jets	S	7	108	15.4	29	0	-	-	-	-	-	-	-	-	-	-	3	1	14	4.7	10	0	
11/23	at Miami	S	8	120	15.0	64	0	-	-	-	-	-	-	-	-	-	-	2	1	20	10.0	12	0	
11/30	Pittsburgh	S	4	30	7.5	12	0	-	-	-	-	-	-	-	-	-	-	2	1	0	0.0	1	0	
12/07	at Seattle	S	12	134	11.2	25	0	-	-	-	-	-	-	-	-	-	-	3	1	20	6.7	10	0	
12/14	at Oakland	S	6	69	11.5	30	1	-	-	-	-	-	-	-	-	-	-	-	-	-	-	-	-	
12/21	Arizona	p	7	68	9.7	20	1	-	-	-	-	-	-	-	-	-	-	5	1	56	11.2	28	0	
12/28	at Buffalo	p	2	26	13.0	14	0	-	-	-	-	-	-	-	-	-	-	-	-	-	-	-	-	
2008 Totals			16/14	111	1165	10.5	64	3	3	26	8.7	19	0	1	26	26.0	26	0	24	6	237	9.9	44	0



★ ★ ★ ★ WELKER'S CAREER GAME-BY-GAME (CONT.) ★ ★ ★ ★

2009	Opponent	P/S	Receiving					Rushing					Kick Returns					Punt Returns						
			No	Yds	Avg	Lg	TD	No	Yds	Avg	Lg	TD	No	Yds	Avg	Lg	TD	No	FC	Yds	Avg	Lg	TD	
09/14	Buffalo	p	12	93	7.8	14	0	-	-	-	-	-	-	-	-	-	-	2	0	21	10.5	11	0	
09/20	at N.Y. Jets									Inactive					Inactive					Inactive				
09/27	Atlanta									Inactive					Inactive					Inactive				
10/04	Baltimore	S	6	48	8.0	15	0	-	-	-	-	-	-	-	-	-	-	-	-	-	-	-	-	
10/11	at Denver	S	8	86	10.8	17	1	-	-	-	-	-	-	-	-	-	-	-	-	-	-	-	-	
10/18	Tennessee	S	10	150	15.0	48	2	-	-	-	-	-	-	-	-	-	-	1	0	0	0.0	0	0	
10/25	at Tampa Bay	S	10	107	10.7	16	1	1	6	6.0	6	0	-	-	-	-	-	4	5	53	13.3	24	0	
11/08	Miami	S	9	84	9.3	14	0	-	-	-	-	-	-	-	-	-	-	1	3	5	5.0	5	0	
11/15	at Indianapolis	S	9	94	10.4	15	0	-	-	-	-	-	-	-	-	-	-	5	1	117	23.4	69	0	
11/22	N.Y. Jets	S	15	192	12.8	43	0	1	11	11.0	11	0	-	-	-	-	-	2	2	-1	-0.5	0	0	
11/30	at New Orleans	S	6	32	5.3	10	0	2	14	7.0	11	0	-	-	-	-	-	1	2	41	41.0	41	0	
12/06	at Miami	S	10	167	16.7	58	0	-	-	-	-	-	1	27	27.0	27	0	3	1	29	9.7	12	0	
12/13	Carolina	S	10	105	10.5	23	0	-	-	-	-	-	-	-	-	-	-	5	1	47	9.4	17	0	
12/20	at Buffalo	S	4	40	10.0	14	0	1	5	5.0	5	0	1	18	18.0	18	0	2	1	17	8.5	11	0	
12/27	Jacksonville	S	13	138	10.6	29	0	-	-	-	-	-	-	-	-	-	-	1	0	9	9.0	9	0	
01/03	at Houston	S	1	12	12.0	12	0	-	-	-	-	-	-	-	-	-	-	-	-	-	-	-	-	
2009 Totals			14/13	123	1348	11.0	58	4	5	36	7.2	11	0	2	45	22.5	27	0	27	16	338	12.5	69	0
2010	Opponent	P/S	Receiving					Rushing					Kick Returns					Punt Returns						
			No	Yds	Avg	Lg	TD	No	Yds	Avg	Lg	TD	No	Yds	Avg	Lg	TD	No	FC	Yds	Avg	Lg	TD	
09/12	Cincinnati	S	8	64	8.0	12	2	-	-	-	-	-	-	-	-	-	-	0	0	0	0.0	0	0	
09/19	at N.Y. Jets	S	6	38	6.3	11	1	-	-	-	-	-	-	-	-	-	-	0	0	0	0.0	0	0	
09/26	Buffalo	S	4	45	11.3	27	0	-	-	-	-	-	-	-	-	-	-	0	0	0	0.0	0	0	
10/04	at Miami	p	8	70	8.8	17	0	-	-	-	-	-	-	-	-	-	-	1	0	0	0.0	0	0	
10/17	Baltimore	S	7	53	7.6	21	0	-	-	-	-	-	-	-	-	-	-	3	2	27	9.0	22	0	
10/24	at San Diego	S	4	25	6.3	12	0	-	-	-	-	-	-	-	-	-	-	0	0	0	0.0	0	0	
10/31	Minnesota	S	3	24	8.0	12	0	-	-	-	-	-	-	-	-	-	-	0	2	0	0.0	0	0	
11/07	at Cleveland	S	4	36	9.0	11	0	-	-	-	-	-	-	-	-	-	-	0	2	0	0.0	0	0	
11/14	at Pittsburgh	p	8	89	11.1	26	0	-	-	-	-	-	-	-	-	-	-	0	0	0	0.0	0	0	
11/21	Indianapolis	S	5	58	11.6	22t	1	-	-	-	-	-	-	-	-	-	-	1	0	9	9.0	9	0	
11/25	at Detroit	p	8	90	11.3	19	2	-	-	-	-	-	-	-	-	-	-	0	0	0	0.0	0	0	
12/06	N.Y. Jets	S	7	80	11.4	18t	1	-	-	-	-	-	-	-	-	-	-	0	0	0	0.0	0	0	
12/12	at Chicago	S	8	115	14.4	24	0	-	-	-	-	-	-	-	-	-	-	0	0	0	0.0	0	0	
12/19	Green Bay	S	3	42	14.0	35	0	-	-	-	-	-	-	-	-	-	-	0	1	0	0.0	0	0	
12/26	at Buffalo	p	3	19	6.3	9	0	-	-	-	-	-	-	-	-	-	-	0	0	0	0.0	0	0	
01/02	Miami									Inactive					Inactive					Inactive				
2010 Totals			15/11	86	848	9.9	35	7	0	0	0.0	0	0	0	0	0	0	5	7	36	7.2	22	0	
01/16	N.Y. Jets	p	7	57	8.1	13	0	0	0	0.0	0	0	0	0	0	0	0	208	100	2092	10.1	71	0	
2010 Postseason			1/0	7	57	8.1	13	0	0	0	0.0	0	0	0	0	0	0	0	1	0	0.0	0	0	



Ryan WENDELL

62

HT: 6-2 WT: 290

Born: 3/4/86 Exp. (NFL/Patriots): 3/3

GP/GS (Playoffs): 31/5 (5/0) Acq: FA-09

College: Fresno State Hometown: Diamond Bar, Calif.

★ ★ ★ CENTER ★ ★ ★

CAREER TRANSACTIONS

Ryan Wendell was signed by the Patriots as an undrafted free agent on May 2, 2008 ... Released by the Patriots (8/26/08) ... Signed to the Patriots practice squad (9/24/08) ... Released by the Patriots (9/22/09) ... Signed to the Patriots practice squad (9/24/09) ... Signed to the Patriots' active roster (12/31/09).

SEASONAL REVIEWS

2011 (14/3, 3/0)

- ★ Played in a reserve role in all three playoff games against the N.Y. Giants (2/5), Baltimore (1/22) and Denver (1/14).
- ★ Saw action in 14 regular season games, starting three - two at center and one at left guard.
- ★ Made his first career start at left guard in the Patriots win over Buffalo (1/1).
- ★ Saw action in a reserve role against the Dolphins (12/24).
- ★ Started his second game of the season at center in win over the Broncos (12/18).
- ★ Saw action in reserve role against the Redskins (12/11) and Colts (12/4).
- ★ Started his first game of the season and first ever at center, in place of the injured Dan Connolly at Philadelphia (11/27).
- ★ Saw action in a reserve role on the offensive line and on special teams against the Chiefs (11/21), Jets (11/13) and Giants (11/6).
- ★ Played on special teams against the Steelers (10/30), Cowboys (10/16), Jets (10/9) and Raiders (10/2).
- ★ Saw his first action of the season in a reserve role against the Bills (9/25).
- ★ Was inactive due to injury against the Chargers (9/18) and Dolphins (9/12).

2010 (15/2, 1/0)

- ★ Played in 15 games with two starts and was inactive for one game.
- ★ Made his first two starts of his career in the final two games of the season at Buffalo (12/26) and vs. Miami (1/2) at right guard in place of an injured Dan Connolly.
- ★ Saw time on the offensive line, filling in for Dan Connolly when he moved to fullback in goal-line situations and on special teams throughout the season.
- ★ Replaced Stephen Neal at right guard during the Cincinnati game for a few plays, marking his first NFL action on the offensive line (9/12).

2009 (2/0, 1/0)

- ★ Earned a spot on the 53-man roster coming out of training camp and played in the first two games of the season before being released and signed to the practice squad.



EXTRA POINTS

- ★ Had his jersey retired at Diamond Bar High School and was elected to the school's hall of fame.
- ★ An excellent student, who won the California Governor's Scholar Share Award.

- ★ Was signed back to the 53-man roster prior to the regular-season finale but was inactive for the game at Houston (1/3).

- ★ Made his NFL debut on special teams in the 2009 season-opener vs. Buffalo (9/14).

- ★ Played as a reserve on special teams at the N.Y. Jets (9/20).

- ★ Saw action on special teams in the postseason game vs. Baltimore (1/10).

2008 (0/0)

- ★ Spent his first NFL season on the Patriots practice squad after signing with the team as a rookie free agent.


COLLEGE

- ★ Played center at Fresno State and was part of an offensive line that set a school record for fewest sacks surrendered with 12.
- ★ Earned All-WAC and Academic All-WAC honors.
- ★ Played in nine games as a true freshman in 2004.
- ★ In 2004, he helped school finish as the nation's fifth ranked offense, scoring more than 38 points per game.

PERSONAL

- ★ Ryan Wendell was born on March 4, 1986.
- ★ Attended Diamond Bar (Calif.) High School where he had his jersey retired and was named to the school's hall of fame.
- ★ Selected first-team All-CIF Southern Section as a defensive lineman as a senior and won it as an offensive lineman as a junior.
- ★ Named the Sierra League's Most Valuable Player.
- ★ An excellent student, who won the California Governor's Scholar Share Award.





**Tracy
WHITE**

58

HT: 6-0 WT: 230

Born: 4/14/81 Exp. (NFL/Patriots): 9/2

GP/GS (Playoffs): 124/3 (10/2) Acq: TR (PHI)-10

College: Howard Hometown: St. Stephen, S.C.

★ ★ ★ **LINEBACKER** ★ ★ ★

CAREER TRANSACTIONS

Tracy White was Signed by the Patriots on July 30, 2011 ... Originally signed by Seattle as a rookie free agent on (5/1/03) ... Waived by Seattle (9/4/05) ... Claimed off waivers and awarded to Green Bay from Seattle on (9/5/05) ... Waived by Green Bay (9/26/06) ... Signed by Green Bay on (10/5/06) ... Waived by Green Bay (10/7/08) ... Signed by Philadelphia as a free agent (10/14/08) ... Acquired by the Patriots from the Philadelphia Eagles in exchange for future draft considerations (9/5/10).

CAREER HIGHLIGHTS

★ A standout special teams player throughout his career, he has 123 special teams tackles in 120 NFL games.

SEASONAL REVIEWS

2011 (15/1, 3/1)

- ★ Appeared in all three postseason games, making three tackles on defense and one special teams tackle.
- ★ Started at linebacker and assisted on two tackles against the N.Y. Giants (2/5).
- ★ Saw action mainly on special teams against Baltimore (1/22).
- ★ Made one tackle in a reserve role on defense and another on special teams against Denver (1/14).
- ★ Played 15 games and made one start at linebacker. Saw action mostly on special teams, finishing with 14 tackles. Also played in a reserve role on defense where he collected 25 tackles and one pass defended.
- ★ Inactive due to injury for season finale against Buffalo (1/1).
- ★ Saw action on special teams and defense, making one tackle at Denver (12/18).
- ★ Contributed with five tackles on defense, one tackle on special teams and a pass defended on Washington's final drive that was intercepted and sealed the win for the Patriots (12/11).
- ★ Saw action on special teams and in a reserve role on defense, registering four tackles and one special teams tackle against the Colts (12/4).
- ★ Started his first game at linebacker in a Patriot uniform against the Eagles (11/27) and registered a season-high five tackles on defense and one on special teams.
- ★ Matched a season high with four tackles against the Chiefs (11/21).
- ★ Totaled a season high with four tackles on defense and three on special teams against the Jets (11/13).
- ★ Made three tackles against the Giants (11/6), two on special teams and one as a reserve on defense.
- ★ Saw special teams action and made one tackle against the Steelers (10/30).
- ★ Played on special teams against Dallas (10/16).



EXTRA POINTS

★ Draws inspiration from his father, Emanuel, who was rendered legally blind from a brain tumor he suffered over 20 years ago. Tracy and Emanuel enjoy playing the card game spades together and talking about the NFL.

- ★ Finished with two special teams tackles against the Jets (10/9).
- ★ Made his first two tackles of the season on defense in Oakland (10/2).
- ★ Played special teams against Buffalo (9/25).
- ★ Recorded two special teams tackles against the Chargers (9/18).
- ★ Made one special teams tackle against the Dolphins (9/12).

2010 (16/0, 1/0)

★ Was a crucial special teams member, playing in everygame, including the divisional playoff game vs. N.Y. Jets (1/16), and finishing second on the team with 18 special teams tackles, tying his career-high.

2009 (16/0, 1/0 – Philadelphia)

- ★ Played in all 16 regular-season games and one postseason game.
- ★ Finished with 22 total tackles on defense and one interception and added a team-leading 18 special teams tackles.
- ★ Notched his first-career interception off QB Alex Smith vs. San Francisco (12/20) to help set up a field goal.
- ★ Recovered a fumble on kickoff coverage at Atlanta (12/6)
- ★ Tipped a pass by Jay Cutler at Chicago (11/22) that was intercepted by Sean Jones.

2008 (15/0, 3/0 – Green Bay /Philadelphia)

- ★ Began the season with Green Bay and played in five games before being released on Oct. 7.
- ★ Was signed by Philadelphia on Oct. 14 and played in ten games and three postseason games for the Eagles.
- ★ Finished with one tackle on defense and six special teams tackles for Green Bay.
- ★ Finished with 10 special teams tackles for the Eagles.

2007 (13/0, 2/1 – Green Bay)

- ★ Played in 13 games and ranked second on the team with 16 special teams tackles, adding two fumble recoveries and one touchdown.

- ★ Missed three games due to an ankle injury.
- ★ Also played in both playoff games with one start.
- ★ Recorded his first NFL touchdown vs. Philadelphia (9/9) when Eagles WR Greg Lewis mishandled a punt that rolled into the end zone before being recovered by White.
- ★ Recovered a fumble by Giants KR Ahmad Bradshaw at New York (9/16) to help set up a Green Bay touchdown.
- ★ Saw his most extensive action from scrimmage vs. Detroit (12/30), playing 18 defensive snaps.
- ★ Started in the Divisional playoff game vs. Seattle (12/12) when the team opened in its goal-line formation.

2006 (14/0 – Green Bay)

- ★ In two stints on the Green Bay roster played in 14 games and was inactive for one game.
- ★ Was waived on Sept. 25 and re-signed on Oct. 5.
- ★ Led the team with 17 special teams tackles.
- ★ Saw reserve playing time on defense as a sub linebacker in goal line packages.

2005 (15/0 – Jacksonville)

- ★ Went to training camp with Seattle but was waived and claimed off waivers by Jacksonville.
- ★ Played in 15 games on special teams and as a reserve linebacker and finished with six special teams tackles.
- ★ Finished the season on injured reserve with an ankle injury and missed the regular-season finale.

2004 (10/2 – Seattle)

- ★ Began the season playing primarily on special teams but due to injuries also started two games at linebacker.
- ★ Finished with 26 tackles (19 solo) with one sack and added 12 special teams tackles.

- ★ In his first NFL start at Arizona (10/24), had a career-high 13 tackles and registered his one career NFL sack.

2003 (10/0 – Seattle)

- ★ Signed by Seattle as a rookie free agent and was one of only two non-drafted rookies to make the team.
- ★ Played in 10 games, all on special teams.
- ★ Finished the year with nine special teams tackles.

COLLEGE

- ★ Started 44 games at Howard, leading the team in tackles all four years and becoming the school's all-time leader in career tackles with 500.
- ★ Also recorded 22 sacks with six interceptions.
- ★ A three-time All-MEAC selection and two-time finalist for the Buck Buchanan Award, given to the top defensive player in Division I-AA.
- ★ Named Black College Defensive Player of the Year as a junior in 2001.

PERSONAL

- ★ Given name is Tracy Donnel White.
- ★ Played linebacker and was the kicker at Timberland High School in St. Stephen, S.C. where he also wrestled and competed in track and field.
- ★ Has been working to help build a "Hope Center" in his hometown of St. Stephen, SC. The building and program is being designed to provide activities for the youth in the area such as football, swimming and basketball.

★ ★ ★ ★ ★ TRACY WHITE ★ ★ ★ ★ ★

Pos: LB Ht: 6-0 Wt: 230 Year: 9th Acq: TR (PHI)-10 College: Howard Born: 4/18/81

REGULAR SEASON			TACKLES					INTERCEPTIONS						MISCELLANEOUS				
Year	Team	G/S	TT	UT	A	S	Yds	No	Yds	Avg	Lg	TD	PD	FF	FR	Yds	TD	SpT
2003	Seahawks	11/0	0	0	0	0	0	0	0	0	0	0	0	0	0	0	0	9
2004	Seahawks	10/2	26	19	7	1	7	0	0	0	0	0	0	0	0	0	0	12
2005	Jaguars	15/0	0	0	0	0	0	0	0	0	0	0	0	0	0	0	0	6
2006	Packers	14/0	0	0	0	0	0	0	0	0	0	0	0	0	0	0	0	17
2007	Packers	13/0	1	0	1	0	0	0	0	0	0	0	0	0	0	0	0	16
2008	GB/PHI	15/0	0	0	0	0	0	0	0	0	0	0	0	0	0	0	0	16
2009	Eagles	16/0	22	15	7	0	0	1	5	5.0	5	0	1	0	0	0	0	18
2010	Patriots	16/0	0	0	0	0	0	0	0	0	0	0	0	0	0	0	0	18
2011	Patriots	15/1	25	19	6	0	0	0	0	0	0	0	1	0	0	0	0	14
Totals - 9 Years		125/3	74	54	20	1	7	1	5	5.0	5	0	2	0	0	0	0	124
POSTSEASON			TACKLES					INTERCEPTIONS						MISCELLANEOUS				
Year	Team	G/S	TT	UT	A	S	Yds	No	Yds	Avg	Lg	TD	PD	FF	FR	Yds	TD	
2007	Packers	2/1	0	0	0	0	0	0	0	0	0	0	0	0	0	0	0	2
2008	Eagles	3/0	0	0	0	0	0	0	0	0	0	0	0	0	0	0	0	3
2009	Eagles	1/0	0	0	0	0	0	0	0	0	0	0	0	0	0	0	0	1
2010	Patriots	1/0	0	0	0	0	0	0	0	0	0	0	0	0	0	0	0	1
2011	Patriots	3/1	3	1	2	0	0	0	0	0	0	0	0	0	0	0	0	1
Totals - 5 Years		10/2	3	1	2	0	0	0	0	0	0	0	0	0	0	0	0	8





Vince WILFORK

Born: 11/4/81 Exp. (NFL/Patriots): 8/8
GP/GS (Playoffs): 122/112(15/13) Acq: D1a-04 (21st)
College: Miami (Fla.) Hometown: Boynton Beach, Fla.

75

HT: 6-2 WT: 325
Exp. (NFL/Patriots): 8/8
GP/GS (Playoffs): 122/112(15/13) Acq: D1a-04 (21st)
College: Miami (Fla.) Hometown: Boynton Beach, Fla.

SUPER BOWLS
PRO BOWLS

★ ★ ★
DEFENSIVE LINE
★ ★ ★

04
07
09
10
11

CAREER TRANSACTIONS

Vince Wilfork was drafted by the New England Patriots in the first round (21st overall) of the 2004 NFL Draft ... Signed by the Patriots (7/19/04) ... Re-signed by the Patriots (3/5/10).


CAREER HIGHLIGHTS

- ★ Wilfork has played in 122 games with 112 starts over seven-plus seasons with the Patriots (2004-11). The Patriots own a 95-27 (.779) record in Wilfork's 122 career regular-season games.
- ★ Served as a defensive co-captain in 2008, 2009, 2010 and 2011.
- ★ In 2007, Wilfork earned his first career Pro Bowl selection and was named to the Associated Press All-Pro Team.
- ★ Named to second Pro Bowl in 2009 after leading the defense line with 65 total tackles.
- ★ Named to his third Pro Bowl in 2010 after leading the defensive line with 87 total tackles.
- ★ Named to his fourth Pro Bowl (third straight) in 2011.
- ★ Named Associated Press All-Pro Second Team in 2010 and 2011.
- ★ During his seven seasons, Wilfork has helped the Patriots' defense finish in the top 10 four times: 2004 (9), 2006 (6), 2007 (4) and 2008 (10).
- ★ In 2007, Wilfork was a leader on the first team in NFL history to complete a 16-0 regular season, as the Patriots tied the NFL's all-time mark with 18 overall victories and set a league record for point differential, outscoring opponents by 315 points.

SEASONAL REVIEWS

2011 (16/16, 3/3)

- ★ Started all three postseason games and accumulated 12 tackles including 2.5 sacks for 14.5 yards and three quarterback hits.
- ★ Started and made three tackles vs. the N.Y. Giants (2/5).
- ★ Made six tackles including his second-straight playoff game with a sack for a five-yard loss in win over Ravens (1/22).
- ★ Made three tackles including a career postseason-high 1.5 sacks for 9.5 yards in win over Denver (1/14).
- ★ Played in and started all 16 games along the defensive line where he made 74 tackles, a career-high 3.5 sacks for 17.5 yards, eight quarterback hits, his first two interceptions, three passes defended, one forced fumble and two fumble recoveries - the latter he recovered in the end zone for his first career touchdown.
- ★ Voted to his fourth career Pro Bowl.
- ★ Named Associated Press All-Pro: Second Team.
- ★ Collected two tackles and a quarterback hit against the Bills (1/1).
- ★ Registered three tackles and a key third quarter fumble recovery that led to a touchdown and helped the Patriots overcome a 17-point deficit against Miami (12/24).
- ★ Picked up three tackles in win at Denver (12/18).



EXTRA POINTS

- ★ Vince was the 2010 recipient of the Ron Burton Community Service Award.
- ★ Vince and his wife Bianca host an annual draft day fundraiser to support the Diabetes Research Institute. The event has grown in each of its six years and has raised more than \$150,000 to fight diabetes, which claimed Vince's father's life while Vince was at the University of Miami.
- ★ Vince is an active member of the Mass Mentoring Partnership, a group dedicated to supporting mentoring in Massachusetts.
- ★ Vince played multiple positions in high school, including running back and punt returner.
- ★ Vince's jersey number 75 was retired at Santa Luces High School in Lantana, Fla., in September, 2008. His number was the first to ever be retired by the school.

- ★ Made six tackles and recovered a first quarter fumble in the end zone for his first career touchdown that gave the Patriots a crucial early score in their win over the Redskins (12/11).
- ★ Started at left defensive end and made a season-high 11 tackles, including one sack for a seven-yard loss against the Colts (12/4).
- ★ Recorded two stops in Philadelphia (11/27).
- ★ Made four tackles in win over the Chiefs (11/21).
- ★ Registered three tackles and two quarterback hits against the Jets (11/13).
- ★ Collected five tackles and one quarterback hit against the Giants (11/6).
- ★ Made a season-high nine tackles and sacked the Steelers' Ben Roethlisberger for a six-yard loss (10/30).
- ★ Made seven tackles, forced a fumble that led to a Patriots field goal and defended a pass against Dallas (10/16).
- ★ Finished with three tackles against the Jets (10/16).
- ★ Made one tackle and intercepted the second pass of his career and second of the season and returned it 19 yards in the fourth quarter of the Patriots win in Oakland (10/2).
- ★ Made four tackles against Buffalo (9/25).
- ★ Intercepted the first pass of his career against San Diego (9/18) and returned it 28 yards to set up a field goal just before half time. Made five tackles and recorded two quarterback hits.

★ ★ ★ HONORS & AWARDS ★ ★ ★

2011

Pro Bowl Starter
Associated Press All-Pro: Second Team

2010

Pro Bowl Starter
Associated Press All-Pro: Second Team
Peter King's SI.com All Pro Team

2009

Pro Bowl Starter

2007

Pro Bowl
Associated Press All-Pro: Second Team

★ Combined with Myron Pryor for a nine-yard sack for Chad Henne on third-and-five in the fourth quarter and added one tackle in a start against Miami (9/12).

2010 (16/16, 1/1)

★ Started all 16 games and the postseason game and finished the season with 87 total tackles, second in his career to his 91 tackles in 2005. The 87 tackles were the third most by a Patriots player, behind Jerod Mayo (193) and Patrick Chung (89).

★ Voted to his third career Pro Bowl.

★ Named a co-captain for the third consecutive year.

★ Named to the Associated Press All-Pro second team.

★ Started at right defensive end vs. Baltimore (10/17) and made a season-high 10 tackles. Combined with Gerard Warren to stop Joe Flacco for no gain on a quarterback sneak on third-and-1 in the fourth quarter, forcing a punt on the next play and setting up Stephen Gostkowski's game-tying field goal with 1:51 remaining in regulation in a 23-20 overtime win.

★ Registered his first career two-sack game vs. Miami (1/2). Dropped Chad Henne for losses of nine and six yards on the same possession in the third quarter.

2009 (13/13, 1/1)

★ Earned his second Pro Bowl berth after starting in 13 games and finishing with 65 total tackles, two passes defended and one forced fumble.

★ ★ WILFORK'S SINGLE GAME CAREER HIGHS ★ ★

Regular Season

Tackles:	12	vs. Buffalo (10/30/05)
Solos:	8	vs. Buffalo (10/30/05)
Assists:	6	at Kansas City (11/27/05)
		vs. Atlanta (10/9/05)
Sacks:	2	vs. Miami (1/02/11)
Passes Defended:	2	vs. Baltimore (11/28/04)
Fumble Recoveries:	1	Six times, most recent vs. Green Bay (1/19/10)

★ His 65 tackles led the Patriots defensive linemen.

★ Named defensive co-captain by his teammates.

★ Missed the final three regular-season games due to injury.

★ Registered his first career forced fumble at the N.Y. Jets (9/20), stripping Leon Washington on a first quarter carry, allowing Leigh Bodden to recover and set up a field goal drive.

★ Had a team-leading 10 total tackles vs. the N.Y. Jets (11/22).

★ Set a single-game career high in tackles with 18 in a Wild Card playoff game vs. Baltimore (1/10).

2008 (16/16)

★ Started all 16 games at nose tackle and finished second on the team with 85 tackles, the third-highest single-season total of his career.

★ Recorded two sacks, three quarterback hits and a pass defended.

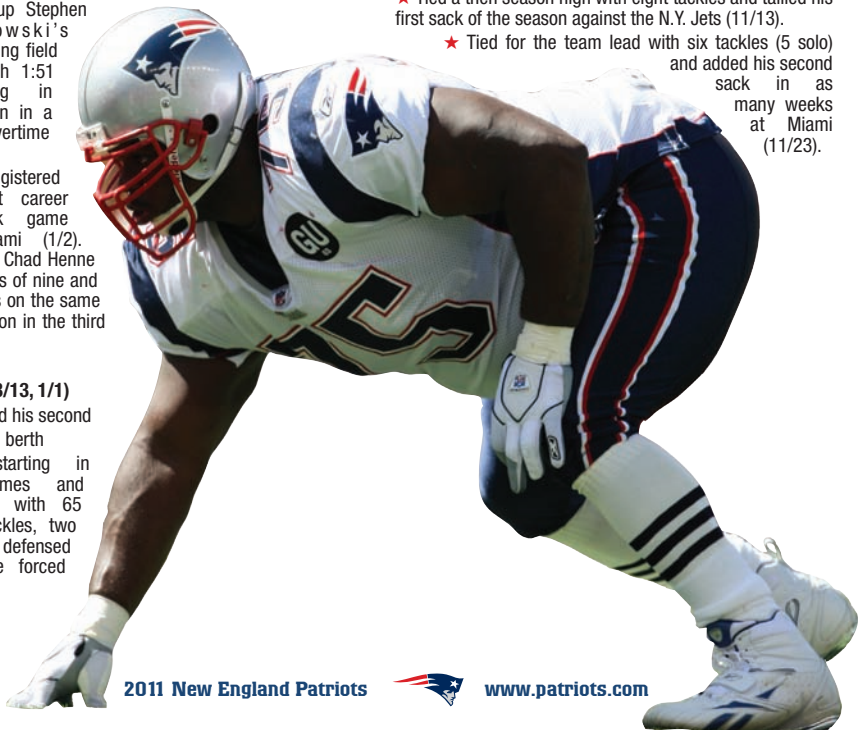
★ Named a defensive captain by his teammates for the first time.

★ Led the team with five solo tackles at San Diego (10/12).

★ Tallied seven tackles (five solo) with one quarterback hit against Buffalo (11/9).

★ Tied a then season high with eight tackles and tallied his first sack of the season against the N.Y. Jets (11/13).

★ Tied for the team lead with six tackles (5 solo) and added his second sack in as many weeks at Miami (11/23).



- ★ Tallied seven tackles, including five solo stops at Oakland (12/14) and blocked Sebastian Janikowski's extra point attempt, the first blocked PAT by a Patriot since 2002.
- ★ Tallied a season high 10 tackles in the Patriots' first shutout victory since 2006 at Buffalo (12/28).

2007 (16/16, 3/3)

- ★ Started at nose tackle in all 16 regular-season games for the second time in his career.
- ★ Earned his first Pro Bowl selection.
- ★ Named to the Associated Press All-Pro Second Team.
- ★ Recovered a fumble by quarterback Philip Rivers on a strip-sack by Rosevelt Colvin while making five tackles against San Diego (9/16).
- ★ Tied for the team lead in tackles with eight in a win over Cleveland (10/7) and registered his first sack of the season.
- ★ Tied a season high with eight tackles at Baltimore (12/3).
- ★ Picked up his second sack of the season, taking down Ben Roethlisberger for an 8-yard loss vs. Pittsburgh (12/9).
- ★ Tallied two tackles for a loss or no gain as the Patriots improved to 16-0 at the N.Y. Giants (12/29).
- ★ Made six tackles in the Patriots' AFC Division playoff win over Jacksonville (1/12).
- ★ Tied for the team lead in tackles with seven in the Patriots' victory over San Diego in the AFC Championship Games (1/20).
- ★ Made five tackles (4 solo) in Super Bowl XLII against the New York Giants (2/3).

2006 (13/13, 3/3)

- ★ Despite missing the final three regular season contests, finished fourth on the team with 81 tackles (46 solo).
- ★ Registered seven tackles (5 solo), a sack and a quarterback hit vs. the N.Y. Jets (9/17).
- ★ Finished tied for second on the team with 10 tackles (7 solo) against Denver (9/24).
- ★ Notched six tackles (5 solo), a fumble recovery and a pass defended against Buffalo (10/22).
- ★ Registered three tackles (2 solo), a fumble recovery and a quarterback hit in a Wild Card game vs. the N.Y. Jets (1/7).
- ★ Scooped up a Chad Pennington lateral that was batted down by Rosevelt Colvin and rumbled 31 yards to the Jets' 15-yard line in the third quarter.
- ★ Tied for second on the team with seven tackles (6 solo) in the AFC Championship at Indianapolis (1/21).

2005 (16/16, 2/2)

- ★ Started all 16 games and both playoff contests.
- ★ Led all Patriots defensive linemen and ranked second on the team with a career-high 91 tackles.
- ★ In the playoffs, ranked fifth on the team with 13 tackles (6 solo) and a half sack.
- ★ Notched a then career-high 12 tackles (8 solo) against Buffalo (10/30).
- ★ Was part of a defensive front that allowed an average of just 31.3 rushing yards per game in the month of December.
- ★ Finished with seven tackles (4 solo), including a split sack against Carolina (9/18).
- ★ Teamed with Rosevelt Colvin to drop Jake Delhomme for an 8-yard sack.
- ★ Finished second on the team with a career-high 12 tackles (8 solo) against Buffalo (10/30).
- ★ Notched eight tackles (3 solo) and a shared sack in the divisional playoffs against Denver (1/14).

WILFORK WEARS HEART ON HIS SLEEVE AND NECK

DT Vince Wilfork wears No. 75 over his bulky shoulder pads. Underneath hangs a gold chain locket for those who were number one in his heart: his parents. In 2002, parents David and Barbara Wilfork both passed away within five months of each other, leaving the then University of Miami star without his greatest support system.

His perseverance in the face of despair led him to the NFL, while off the field he became closer with his now strongest supporter, his wife Bianca, who helped him through his losses. While he has many accomplishments on the football field and will always cherish his National Championship and Super Bowl rings, his constant reminder lies closest to his heart, a picture of his late parents at their high school prom.

"I carry them with me wherever I go," Wilfork said of his parents' keepsake. "They're with me. The only regret that I have in life is that my parents are not with me to see where I am today. But I wouldn't be anywhere today without my wife."

2004 (16/6, 3/1)

- ★ Played in all 16 games as a rookie with six starts at nose tackle and played in each of the Patriots' three postseason games, including a start in Super Bowl XXXIX.
- ★ Led all Patriots rookies with 57 tackles (35 solo) including two sacks.
- ★ Collected his first career sack (10/3).
- ★ Helped the Patriots defense rank sixth in the NFL against the run.
- ★ Started at nose tackle and recorded seven tackles (4 solo) in his NFL debut against Indianapolis (9/9) and preserved the Patriots' lead by recovering a fumble caused by Eugene Wilson in the fourth quarter.
- ★ Started at nose tackle and registered five tackles (2 solo) and collected his first career sack on Drew Bledsoe vs. Buffalo (10/3).
- ★ Finished second on the team with a season-high 10 tackles (7 solo), including a sack and a pass defended against Miami (10/10).
- ★ Collected three tackles and a fumble recovery against Miami (12/20).
- ★ Started at nose tackle in the Patriots' victory over the Eagles in Super Bowl XXXIX.

COLLEGE

- ★ Recorded 148 tackles (73 solos) with 14 sacks for losses of 60 yards and 37.5 stops for losses of 110 yards during his career from 2001-03.
- ★ Also credited with 42 quarterback pressures, five forced fumbles and three fumble recoveries in 36 games at Miami.
- ★ As a junior in 2003, was an All-American Dream Team selection and rated the best defensive tackle in the country by *The NFL Draft Report* and was an unanimous All-Big East Conference first-team choice.

- ★ Finished fourth on the team with 64 tackles (31 solos), tied for the squad lead with six sacks for losses of 29 yards.
- ★ Played in 11 games as a sophomore in 2002 and finished with 43 tackles (19 solos), ranked second on the team with seven sacks and placed fourth with 15 stops for losses.
- ★ Played in every game as a reserve defensive tackle as a freshman and recorded 41 tackles (23 solos), including one sack while ranking third on the team with 11 stops for losses.
- ★ Also excelled on the Hurricanes track and field team, performing in the shot put.

PERSONAL

- ★ Vincent Lamar Wilfork was born the son of the late Barbara and David Wilfork on Nov. 4, 1981.
- ★ Attended Santaluces (Lantana, Fla.) High, where his football jersey number is retired.
- ★ Regarded as one of Florida's top three defensive linemen after the 1999 season and was a *USA Today* second-team All-American, adding *Super Prep* first-team All-American honors, as he was rated the No. 10 defensive lineman nationally by that publication.

- ★ Also lettered in track, finishing second in the state in the Class 6A shot put and discus and holds the Florida state high school record in the shot put with a 68-foot throw.
- ★ Served as the honorary ringmaster for the Big Apple Circus in 2007 in a fundraising performance to benefit the Hole in the Wall Gang Camp.
- ★ Served as an honorary coach in the 2007 BELL Bowl, a fundraiser at Gillette Stadium to benefit the BELL Foundation.
- ★ In 2007, Vince was named one of the 100 greatest players in the history of Florida high school football by the Florida High School Athletic Association.
- ★ Participated in the 2008 Salvation Army Holiday Party at Gillette Stadium with nearly 250 children from the Boston and Providence Salvation Army centers.
- ★ Was honored by Children's Hospital Boston with their Champion Award in December 2008, in recognition of his efforts on behalf of the hospital's patients and their families.
- ★ Majored in Liberal Arts at Miami.
- ★ Vince and his wife, Bianca, have three children.

★ ★ ★ ★ ★ VINCE WILFORK ★ ★ ★ ★ ★

Pos: DL Ht: 6-2 Wt: 325 Year: 8th Acq: D1a-04 (21st) College: Miami (Fla.) Born: 11/4/81

REGULAR SEASON			TACKLES					INTERCEPTIONS					MISCELLANEOUS					
Year	Team	G/S	TT	UT	A	S	Yds	No	Yds	Avg	Lg	TD	PD	FF	FR	Yds	TD	SpT
2004	Patriots	16/6	57	35	22	2.0	11.0	0	0	0.0	0	0	3	0	2	0	0	0
2005	Patriots	16/16	91	42	49	0.5	4.0	0	0	0.0	0	0	1	0	1	0	0	0
2006	Patriots	13/13	81	46	35	1.0	3.0	0	0	0.0	0	0	1	0	1	0	0	0
2007	Patriots	16/16	70	42	28	2.0	18.0	0	0	0.0	0	0	2	0	1	0	0	0
2008	Patriots	16/16	85	53	32	2.0	13.0	0	0	0.0	0	0	1	0	0	0	0	0
2009	Patriots	13/13	65	39	26	0.0	0.0	0	0	0.0	0	0	2	1	0	0	0	0
2010	Patriots	16/16	87	50	37	2.0	16.0	0	0	0.0	0	0	2	0	1	0	0	0
2011	Patriots	16/16	74	45	29	3.5	17.5	2	47	0.0	0	0	3	1	2	0	1	0
Totals - 8 Years		122/112	610	352	258	13.0	82.5	2	47	0.0	0	0	15	2	8	0	1	0

Additional Statistics - Career Blocked Extra Points: Total (1); 2008 (1)

POSTSEASON			TACKLES					INTERCEPTIONS						MISCELLANEOUS				
Year	Team	G/S	TT	UT	A	S	Yds	No	Yds	Avg	Lg	TD	PD	FF	FR	Yds	TD	SpT
2004	Patriots	3/1	3	2	1	0.0	0.0	0	0	0.0	0	0	0	0	0	0	0	0
2005	Patriots	2/2	13	6	7	0.5	0.0	0	0	0.0	0	0	0	0	0	0	0	0
2006	Patriots	3/3	13	11	2	0.0	0.0	0	0	0.0	0	0	0	0	1	31	0	0
2007	Patriots	3/3	18	10	8	0.0	0.0	0	0	0.0	0	0	1	0	0	0	0	0
2009	Patriots	1/1	18	9	9	0.0	0.0	0	0	0.0	0	0	0	0	0	0	0	0
2010	Patriots	1/1	5	5	0	0.0	0.0	0	0	0.0	0	0	0	0	0	0	0	0
2011	Patriots	3/3	12	8	4	2.5	14.5	0	0	0.0	0	0	0	0	0	0	0	0
Totals - 7 Years		16/14	82	51	31	3.0	14.5	0	0	0.0	0	0	1	0	1	31	0	0

★ ★ ★ ★ ★ WILFORK'S CAREER GAME-BY-GAME ★ ★ ★ ★ ★

2004	Opponent	P/S	TT	UT	A	S	Yds	Int	Yds	PD	FF	FR	SpT
09/09	Indianapolis	p	0	0	0	-	-	-	-	1	0	-	0
09/19	at Arizona	p	2	2	0	-	-	-	-	-	-	-	-
10/03	at Buffalo	S	5	2	3	1.0	1.0	-	-	-	-	-	-
10/10	Miami	S	10	7	3	1.0	10.0	-	1	-	-	-	-
10/17	Seattle	S	0	0	0	-	-	-	-	-	-	-	-
10/24	N.Y. Jets	S	2	2	0	-	-	-	-	-	-	-	-
10/31	at Pittsburgh	S	2	1	1	-	-	-	-	-	-	-	-
11/07	at St. Louis	p	2	0	2	-	-	-	-	-	-	-	-
11/14	Buffalo	p	1	1	0	-	-	-	-	-	-	-	-
11/22	at Kansas City	p	6	3	3	-	-	-	-	-	-	-	-
11/28	Baltimore	p	5	4	1	-	-	-	-	2	-	-	-
12/05	at Cleveland	p	1	1	0	-	-	-	-	-	-	-	-
12/12	Cincinnati	p	2	1	1	-	-	-	-	-	-	-	-
12/20	at Miami	p	3	1	2	-	-	-	-	-	1	-	-
12/26	at N.Y. Jets	p	3	3	0	-	-	-	-	-	-	-	-
1/02	San Fran	p	6	3	3	-	-	-	-	-	-	-	-
2004 Totals		16/5	57	35	22	2.0	11.0	0	0	3	1	1	0
01/16	Indianapolis	p	2	2	0	-	-	-	-	-	-	-	-
01/23	at Pittsburgh	p	1	0	1	-	-	-	-	-	-	-	-
02/06	Philadelphia	S	0	0	0	-	-	-	-	-	-	-	-
2004 Postseason		3/1	3	2	1	0	0	0	0	0	0	0	0



★ ★ ★ ★ WILFORK'S CAREER GAME-BY-GAME (CONT.) ★ ★ ★ ★ ★

2005	Opponent	P/S	TT	UT	A	S	Yds	Int	Yds	PD	FF	FR	SpT
09/08	Oakland	S	2	1	1	-	-	-	-	-	1	-	-
09/18 at	Carolina	S	7	4	3	0.5	4.0	-	-	-	-	-	-
09/25 at	Pittsburgh	S	3	0	3	-	-	-	-	-	-	-	-
10/2	San Diego	S	7	5	2	-	-	-	-	-	-	-	-
10/09 at	Atlanta	S	6	0	6	-	-	-	-	-	-	-	-
10/16 at	Denver	S	5	3	2	-	-	-	-	-	-	-	-
10/30	Buffalo	S	12	8	4	-	-	-	-	-	-	-	-
11/07	Indianapolis	S	8	3	5	-	-	-	-	-	-	-	-
11/13 at	Miami	S	9	5	4	-	-	-	-	-	-	-	-
11/20	New Orleans	S	3	0	3	-	-	-	-	1	-	-	-
11/27 at	Kansas City	S	8	2	6	-	-	-	-	-	-	-	-
12/04	N.Y. Jets	S	6	4	2	-	-	-	-	-	-	-	-
12/11 at	Buffalo	S	3	2	1	-	-	-	-	-	-	-	-
12/17	Tampa Bay	S	8	3	5	-	-	-	-	-	-	-	-
12/26 at	N.Y. Jets	S	1	0	1	-	-	-	-	-	-	-	-
01/01	Miami	S	3	2	1	-	-	-	-	-	-	-	-

2005 Totals 16/16 91 42 49 0.5 4.0 0 0 1 0 1 0

01/07 Jacksonville S 5 3 2 - - - - - - - - - - -

01/14 at Denver S 8 3 5 0.5 0.0 - - - - - - - - -

2005 Postseason 2/2 13 6 7 0.5 0.0 0 0 0 0 0 0

2006	Opponent	P/S	TT	UT	A	S	Yds	Int	Yds	PD	FF	FR	SpT
09/10	Buffalo	S	5	3	2	-	-	-	-	-	-	-	-
09/17 at	N.Y. Jets	S	7	5	2	1.0	3.0	-	-	-	-	-	-
09/24	Denver	S	10	7	3	-	-	-	-	-	-	-	-
10/01 at	Cincinnati	S	3	0	3	-	-	-	-	-	-	-	-
10/08	Miami	S	7	4	3	-	-	-	-	-	-	-	-
10/22 at	Buffalo	S	6	5	1	-	-	-	1	-	1	-	-
10/30 at	Minnesota	S	5	2	3	-	-	-	-	-	-	-	-
11/05	Indianapolis	S	7	3	4	-	-	-	-	-	-	-	-
11/12	N.Y. Jets	S	5	3	2	-	-	-	-	-	-	-	-
11/19 at	Green Bay	S	5	1	4	-	-	-	-	-	-	-	-
11/26	Chicago	S	8	4	4	-	-	-	-	-	-	-	-
12/03	Detroit	S	7	5	2	-	-	-	-	-	-	-	-
12/10 at	Miami	S	6	4	2	-	-	-	-	-	-	-	-
12/17	Houston							Inactive					
12/24 at	Jacksonville							Inactive					
12/31 at	Tennessee							Inactive					

2006 Totals 13/13 81 46 35 1.0 3.0 0 0 1 0 1 0

01/07 N.Y. Jets S 3 2 1 - - - - - - 1 -

01/14 at San Diego S 3 3 0 - - - - - - - -

01/21 at Indianapolis S 7 6 1 - - - - - - - -

2006 Postseason 3/3 13 11 2 0.0 0.0 0 0 0 0 1 0

2007	Opponent	P/S	TT	UT	A	S	Yds	Int	Yds	PD	FF	FR	SpT
09/09 at	N.Y. Jets	S	3	1	2	-	-	-	-	-	-	-	-
09/16	San Diego	S	5	4	1	-	-	-	-	1	-	-	-
09/23	Buffalo	S	3	2	1	-	-	-	-	-	-	-	-
10/01 at	Cincinnati	S	3	1	2	-	-	-	-	-	-	-	-
10/07	Cleveland	S	8	5	3	1.0	10.0	-	-	-	-	-	-
10/14 at	Dallas	S	5	2	3	-	-	-	-	-	-	-	-
10/21 at	Miami	S	5	4	1	-	-	-	-	-	-	-	-
10/28	Washington	S	6	3	3	-	-	-	-	-	-	-	-
11/04 at	Indianapolis	S	4	2	2	-	-	-	-	-	-	-	-
11/18 at	Buffalo	S	1	1	0	-	-	-	-	-	-	-	-
11/25	Philadelphia	S	3	2	1	-	-	-	1	-	-	-	-
12/03 at	Baltimore	S	8	6	2	-	-	-	-	-	-	-	-
12/09	Pittsburgh	S	7	5	2	1.0	8.0	-	-	-	-	-	-
12/16	N.Y. Jets	S	3	2	1	-	-	-	-	-	-	-	-
12/23	Miami	S	2	0	2	-	-	-	1	-	-	-	-
12/29 at	N.Y. Giants	S	4	2	2	-	-	-	-	-	-	-	-

2007 Totals 16/16 70 42 28 2.0 18.0 0 0 2 0 1 0

01/12 Jacksonville S 6 4 2 - - - - - - 1 -

01/20 San Diego S 7 2 5 - - - - - - - -

02/03 N.Y. Giants S 5 4 1 - - - - - - - -

2007 Postseason 3/3 18 10 8 0.0 0.0 0 0 1 0 0 0

2008	Opponent	P/S	TT	UT	A	S	Yds	Int	Yds	PD	FF	FR	SpT
09/07	Kansas City	S	8	6	2	-	-	-	-	-	-	-	-
09/14 at	N.Y. Jets	S	2	0	2	-	-	-	-	-	-	-	-
09/21	Miami	S	5	2	3	-	-	-	-	-	-	-	-
10/05 at	San Fran	S	4	2	2	-	-	-	-	-	-	-	-
10/12 at	San Diego	S	5	5	0	-	-	-	-	-	-	-	-
10/20	Denver	S	3	2	1	-	-	-	-	-	-	-	-
10/26	St. Louis	S	3	1	2	-	-	-	1	-	-	-	-
11/02 at	Indianapolis	S	5	4	1	-	-	-	-	-	-	-	-
11/09	Buffalo	S	7	5	2	-	-	-	-	-	-	-	-
11/13	N.Y. Jets	S	8	5	3	1.0	9.0	-	-	-	-	-	-
11/23 at	Miami	S	6	5	1	1.0	4.0	-	-	-	-	-	-
11/30	Pittsburgh	S	6	2	4	-	-	-	-	-	-	-	-
12/07 at	Seattle	S	1	1	0	-	-	-	-	-	-	-	-
12/14 at	Oakland	S	7	5	2	-	-	-	-	-	-	-	-
12/21	Arizona	S	5	3	2	-	-	-	-	-	-	-	-
12/28 at	Buffalo	S	10	5	5	-	-	-	-	-	-	-	-

2008 Totals 16/16 85 53 32 2.0 13.0 0 0 1 0 0 0

2009	Opponent	P/S	TT	UT	A	S	Yds	Int	Yds	PD	FF	FR	SpT
09/14	Buffalo	S	1	1	0	-	-	-	-	-	-	-	-
09/20 at	N.Y. Jets	S	6	6	0	-	-	-	-	1	-	-	-
09/27	Atlanta	S	2	1	1	-	-	-	-	1	-	-	-
10/04	Baltimore	S	3	1	2	-	-	-	-	1	-	-	-
10/11 at	Denver	S	8	4	4	-	-	-	-	-	-	-	-
10/18	Tennessee	S	3	2	1	-	-	-	-	-	-	-	-
10/25 at	Tampa Bay	S	4	2	2	-	-	-	-	-	-	-	-
11/08	Miami	S	6	2	4	-	-	-	-	-	-	-	-
11/15 at	Indianapolis	S	5	5	0	-	-	-	-	-	-	-	-
11/22	N.Y. Jets	S	10	7	3	-	-	-	-	-	-	-	-
11/30 at	New Orleans	S	9	3	6	-	-	-	-	-	-	-	-
12/06 at	Miami	S	2	1	1	-	-	-	-	-	-	-	-
12/13	Carolina	S	6	4	2	-	-	-	-	-	-	-	-
12/20 at	Buffalo							Inactive					
12/27	Jacksonville							Inactive					
01/03 at	Houston							Inactive					

2009 Totals 13/13 65 39 26 0.0 0.0 0 0 2 1 0 0

01/10 Baltimore S 18 9 9 - - - - - - - -


2009 Postseason 1/1 18 9 9 0.0 0.0 0 0 0 0 0 0

2010	Opponent	P/S	TT	UT	A	S	Yds	Int	Yds	PD	FF	FR	SpT
09/12 at	Cincinnati	S	4	2	2	-	-	-	1	-	-	-	-
09/19	N.Y. Jets	S	6	3	3	-	-	-	-	-	-	-	-
09/26 at	Buffalo	S	0	0	0	-	-	-	-	-	-	-	-
10/04	Miami	S	3	2	1	-	-	-	-	-	-	-	-
10/17 at	Baltimore	S	10	5	5	-	-	-	-	-	-	-	-
10/24	San Diego	S	3	3	0	-	-	-	-	-	-	-	-
10/31 at	Minnesota	S	8	2	6	-	-	-	-	-	-	-	-
11/07 at	Cleveland	S	8	4	4	-	-	-	-	-	-	-	-
11/14	Pittsburgh	S	4	1	3	-	-	-	-	-	-	-	-
11/21 at	Indianapolis	S	7	5	2	-	-	-	-	-	-	-	-
11/25	Detroit	S	9	7	2	-	-	-	-	-	-	-	-
12/06 at	N.Y. Jets	S	3	3	0	-	-	-	-	-	-	-	-
12/12	Chicago	S	2	1	1	-	-	-	-	-	-	-	-
12/19 at	Green Bay	S	9	5	4	-	-	-	-	1	-	-	-
12/26	Buffalo	S	6	3	3	-	-	-	-	1	-	-	-
01/02	Miami	S	5	4	1	2.0	16.0	-	-	-	-	-	-

2010 Totals 16/16 87 50 37 2.0 16.0 0 0 2 0 1 0

01/16 N.Y. Jets 1/1 5 5 0 0.0 0.0 0 0 0 0 0 0

2010 Postseason 1/1 5 5 0 0.0 0.0 0 0 0 0 0 0



Malcolm WILLIAMS

41

HT: 5-11 WT: 200
 Born: 11/22/87 Exp. (NFL/Patriots): Rookie
 GP/GS (Playoffs): 2/0 (3/0) Acq: D7-11 (219th)
 College: Texas Christian Hometown: Grand Prairie, Texas

★★★ DEFENSIVE BACK ★★★

CAREER TRANSACTIONS

Malcolm Williams was drafted by the New England Patriots in the seventh round (219th overall) of the 2011 NFL Draft ... Released by the Patriots (8/29/11) ... Signed to the Patriots practice squad (11/4/11) ... Released by the Patriots (11/9/11) ... Signed to the Patriots practice squad (11/15/11) ... Signed from the practice squad to the 53-man roster by the Patriots (12/10/11) ... Released by the Patriots (12/15/11) ... Signed by the Patriots to the practice squad (12/27/11) ... Signed from the practice squad to the 53-man roster by the Patriots (12/31/11).

SEASONAL REVIEWS

2011 (2/0, 3/0)

- ★ Played mainly on special teams against the N.Y. Giants (2/5), Baltimore (1/22) and Denver (1/14).
- ★ Appeared in two games and made one special teams tackle.
- ★ Registered one special teams tackle against Buffalo (1/1).
- ★ Made his first NFL appearance for the Patriots, seeing action on special teams in the win over Washington (12/11).

COLLEGE

- ★ Originally signed with Oklahoma but ultimately attended

Trinity Valley Community College before going to Texas Christian University.

- ★ Contributed on defense and on special teams in his second and final season as a Horned Frog, totalling 12 tackles including nine solo stops and one pass defense.
- ★ Contributed at safety and on special teams in his first season as a Horned Frog, with six of his 10 tackles came on special teams.

JUNIOR COLLEGE

- ★ Placed second in the nation with five interceptions, including two returned for touchdowns, as a sophomore at Trinity Valley.
- ★ Named a Co-National Defensive Player of the Week by the NJCAA as a sophomore.
- ★ Also earned National Defensive Player of the Week honors as a freshman.

PERSONAL

- ★ Named the 5A Defensive Player of the Year as a senior at South Grand Prairie (Texas) High School.
- ★ Totaled 101 tackles and 12 interceptions and was the District Most Valuable Player as a senior.
- ★ Also lettered in soccer and track and field.



Danny WOODHEAD

39

HT: 5-8 WT: 195
 Born: 1/25/85 Exp. (NFL/Patriots): 4/2
 GP/GS (Playoffs): 40/7 (6/2) Acq: FA-10
 College: Chadron State Hometown: North Platte, Neb.


★★★ RUNNING BACK ★★★

CAREER TRANSACTIONS

Danny Woodhead was signed by the Patriots as a free agent on Sept. 18, 2010 ... Originally signed by the New York Jets as a rookie free agent on (5/2/08) ... Waived by the New York Jets (9/6/09) ... Signed by the New York Jets to the practice squad (9/8/09) ... Signed by the New York Jets to the 53-man roster from the practice squad (10/17/09) ... Waived by the New York Jets (9/14/10).

CAREER HIGHLIGHTS

- ★ Named to the 2010 *USA Today* All-Joe team.
- ★ In 2010, his 5.64 average yards per carry set a Patriots record (minimum 90 rushing attempts) and ranked fourth in the NFL.



EXTRA POINTS

- ★ A standout at Division II Chadron State, Woodhead's outstanding junior and senior seasons earned him two Harlon Hill Trophies, the Division II equivalent to the Heisman Trophy. He is one of just three players (Johnny Bailey of Texas A&M, who won it three times in 1987-89, and Valdosta State University's Dusty Bonner in 2000 and 2001) to ever win two or more Harlon Hill Trophies. Cincinnati Bengals running back Bernard Scott (2008–Abilene Christian) is the only other active NFL running back to have won the award.

SEASONAL REVIEWS

2011 (15/3, 3/1)

- ★ Appeared in all three playoff games and gained 61 yards on 17 carries (3.6 avg) and 49 yards on five receptions (9.8 avg) and a touchdown. Also returned three kickoffs for 129 yards (32.3 avg.).
- ★ Totaled 60 yards of offense including 42 yards on four catches (10.5 avg) and a touchdown and 18 yards on seven carries (3.6 avg) against the N.Y. Giants.
- ★ Started and gained 18 yards on six carries (3.0 avg) and caught one pass for seven yards against Baltimore (1/22). Also returned four kicks for 129 yards (32.3 avg).
- ★ Gained 25 yards on four carries (6.3 avg.) against Denver (1/14).
- ★ Played in 15 games with three starts, compiling 351 yards on 77 carries (4.6 avg.) and a touchdown. Also caught 18 passes for 157 yards (8.7 avg.).
- ★ Rushed once for five yards and caught two passes for 10 yards against the Bills (1/1).
- ★ Started and picked up 20 yards on four carries against the Dolphins (12/24).
- ★ Ran seven times for 40 yards and his first touchdown of the season in win over Broncos (12/18). Also caught one pass for 12 yards.
- ★ Started and gained 41 yards on eight carries and caught one pass for four yards against the Redskins (12/11).
- ★ Carried four times for 12 yards against the Colts (12/4).
- ★ Finished with five carries for 20 yards against the Eagles (11/27).
- ★ Carried the football five times for 27 yards and caught two passes for 28 yards against the Chiefs (11/21).
- ★ Had seven carries for 36 yards and caught one pass for six yards against the Jets (11/13).
- ★ Caught three passes for 34 yards and had seven carries for 26 yards against the Giants (11/6).
- ★ Caught two passes for 22 yards, both on the Patriots game-winning drive, and rushed four times for seven yards against Dallas (10/16).
- ★ Was inactive due to injury against the Jets (10/9).
- ★ Had two carries for 13 yards against the Raiders (10/2).
- ★ Contributed with 21 yards rushing on six carries and 20 receiving yards on three catches against the Bills (9/25).
- ★ Started at running back and carried the ball four times for 12 yards, including a successful two-point conversion attempt against the Chargers (9/18).
- ★ Led the team with 69 yards on 14 rushes and added a six-yard reception in a start against the Dolphins (9/12).

2010 (14/3, 1/1)

- ★ Began the season with the New York Jets, seeing action in the Jets opener before being released and signing with the Patriots.
- ★ Played in 14 games with three starts for the Patriots, finishing with 97 rushing attempts for 547 yards with five touchdowns for a 5.6-yard average. Also caught 34 passes for 379 yards with one touchdown. Added 10 special teams tackles.
- ★ Named to *USA Today's* All-Joe team.
- ★ His 5.64 average yards per carry set a Patriots record (minimum 90 rushing attempts) and ranked fourth in the NFL.
- ★ Ranked fourth in the NFL with an average of 7.1 yards from scrimmage per touch (926 yards on 131 touches).
- ★ Started his first career postseason game vs. N.Y. Jets (1/16), leading the team with 46 yards on 14 rushes and adding six receptions for 52 yards.

★ ★ ★ TEAM RUSHING RECORD ★ ★ ★

Danny Woodhead finished the 2010 season with 97 rushes for 547 yards, with his average of 5.64 yards per carry setting a new team record (minimum 90 rushing attempts). Woodhead topped Don Calhoun's previous team mark of 5.59 yards per carry in 1976 (129 attempts for 721 yards).

MOST YARDS PER CARRY (SINGLE SEASON) IN PATRIOTS HISTORY (Minimum 90 rushes)

Player	Year	Gm	Rush	Yds	Avg.	Lg
Danny Woodhead	2010	14	97	547	5.64	36t
Don Calhoun	1976	14	129	721	5.59	54
Mosi Tatupu	1983	16	106	578	5.45	55

- ★ Was inactive in his first game as a Patriot at the N.Y. Jets (9/19).
- ★ Played in his first game as a Patriot and started his first NFL game vs. Buffalo (9/26), scoring his first career touchdown on a 22-yard run in the second quarter. He finished the game with three rushes for 42 yards.
- ★ Totaled 115 yards from scrimmage, with 63 rushing yards and 52 receiving yards vs. Baltimore (10/17). He became the first Patriots player to have 60 or more rushing yards and 50 or more receiving yards in the same game since Dec. 31, 2006, when Corey Dillon had 67 rushing yards and 59 receiving yards at Tennessee.
- ★ Scored his first NFL receiving touchdown on an 11-yard pass from Tom Brady in the third quarter at Miami (10/4).
- ★ Recorded his first career 100-yard game after finishing with four receptions for 104 yards in the Patriots 45-3 win vs. N.Y. Jets (12/6), including the two longest receptions of his career: a 35-yard catch in the second quarter and a career-long 50-yarder in the third quarter.

2010 (1/0 – New York Jets)

- ★ Played in the Jets Monday Night Football 2010 season-opener vs. Baltimore on Sept. 13, 2010 and had one special teams tackle.
- ★ Was waived by the Jets on Sept. 14.

2009 (10/0, 2/0 – New York Jets)

- ★ Spent the first five weeks of the season on the Jets practice squad before being signed to the 53-man roster on Oct. 17.
- ★ Played in ten regular-season games and finished with 15 rushing attempts for 64 yards and eight receptions for 87 yards.
- ★ Also added six special teams tackles.
- ★ Active for two postseason games, recording one reception for minus-one yard.
- ★ Had season best totals at Tampa Bay (12/13) when he rushed three times for 17 yards and caught three passes for 35 yards.
- ★ Collected the first reception of his career on a seven-yard pass vs. Carolina (11/29).

2008 (0/0 – New York Jets)

- ★ Spent his rookie season on injured reserve with an injury suffered in training camp.

COLLEGE

- ★ Won two consecutive Harlon Hill Trophies honoring the best player in Division II.
- ★ Finished his college career with 7,962 yards, which was the most in NCAA history at the time and 9,749 all-purpose yards, which was second all-time.
- ★ Averaged 178.9 yards per game and totaled 101 rushing touchdowns during his collegiate career.
- ★ He rushed for 200 yards in 19 games and scored 654 points with 109 touchdowns.
- ★ His 2,756 rushing yards in 2006 is an all-time NCAA record.

PERSONAL

- ★ Born Jan. 25, 1985 in North Platte, Nebraska.
- ★ Was selected as Nebraska's Gatorade Player of the Year and was selected by the Omaha World-Herald and Lincoln Journal as the 2003 and 2004 High School Male Athlete of the Year.
- ★ Math Education major.
- ★ Married to wife, Stacia, and has a daughter, Gia Grace.

★ ★ ★ ★ ★ DANNY WOODHEAD ★ ★ ★ ★ ★

Pos: RB		Ht: 5-8	Wt: 195	Year: 4th	Acq: FA-10	College: Chadron State	Born: 1/25/85					
REGULAR SEASON			RUSHING					RECEIVING				
Year	Team	G/S	No	Yds	Avg	Lg	TD	No	Yds	Avg	Lg	TD
2008	Jets						Injured Reserve					
2009	Jets	10/0	15	64	4.3	16	0	8	87	10.9	24	0
2010	Jets	1/0	0	0	0	0	0	0	0	0	0	0
2010	Patriots	14/3	97	547	5.6	36t	5	34	379	11.1	50	1
2011	Patriots	15/4	77	351	4.6	12	1	18	157	9.2	16	0
Totals - 4 Years		40/7	188	957	5.1	36t	6	58	613	10.6	50	1
Additional Statistics: Special Teams Tackles: Career (21): 2009 (6), 2010 (Jets: 1 Patriots: 10), 2011 (5)												
POSTSEASON			RUSHING					RECEIVING				
Year	Team	G/S	No	Yds	Avg	Lg	TD	No	Yds	Avg	Lg	TD
2009	Jets	2/0	0	0	0	0	0	1	-1	1.0	1	0
2010	Patriots	1/1	14	46	3.3	8	0	6	52	8.7	19	0
2011	Patriots	3/1	17	61	3.6	11	0	5	49	9.8	19	1
Totals - 3 Years		6/2	31	107	3.5	11	0	12	100	8.3	19	1

★ ★ ★ ★ ★ WOODHEAD'S CAREER GAME-BY-GAME ★ ★ ★ ★ ★

Rushing								Receiving				
2009	Opponent	P/S	No	Yds	Avg	Lg	TD	No	Yds	Avg	Lg	TD
Signed to the 53-man roster on 10/17												
10/18	Buffalo	p	0	0	0.0	0	0	0	0	-	0	0
10/25 at	Oakland	p	3	24	8.0	16	0	0	0	-	0	0
11/01	Miami	p	0	0	0.0	0	0	0	0	-	0	0
11/15	Jacksonville											
11/22 at	New England	p	0	0	0.0	0	0	0	0	-	0	0
11/29	Carolina	p	1	1	1.0	1	0	2	23	11.5	16	0
12/03 at	Buffalo	p	0	0	0.0	0	0	0	0	-	0	0
12/13 at	Tampa Bay	p	4	17	4.3	8	0	3	35	11.7	24	0
12/20	Atlanta	p	1	2	2.0	2	0	2	21	10.5	13	0
12/27 at	Indianapolis	p	0	0	0.0	0	0	1	8	8.0	8	0
01/03	Cincinnati	p	6	20	3.3	6	0	0	0	-	0	0
2009 Totals	10/0	15	64	4.3	16	0	8	87	10.9	24	0	
01/09 at	Cincinnati	p	0	0	0.0	0	0	0	0	-	0	0
01/17 at	San Diego	p	0	0	0.0	0	0	1	-1	-1.0	-1	0
1/24 at	Indianapolis											
2009 Postseason	2/0	0	0	0	0	0	1	-1	-1.0	-1	0	

Rushing								Receiving				
2010	Opponent	P/S	No	Yds	Avg	Lg	TD	No	Yds	Avg	Lg	TD
09/12	Cincinnati											
09/19 at	N.Y. Jets											
09/26	Buffalo	S	3	42	14.0	22t	1	0	0	0.0	0	0
10/04 at	Miami	p	8	36	4.5	9	0	1	11	11.0	11t	1
10/17	Baltimore	p	11	63	5.7	14	0	5	52	10.4	19	0
10/24 at	San Diego	p	8	24	3.0	7	0	3	28	9.3	16	0
10/31	Minnesota	p	6	13	2.2	5	1	5	45	9.0	16	0
11/07 at	Cleveland	p	9	54	6.0	12	0	2	38	19.0	26	0
11/14 at	Pittsburgh	p	4	11	2.8	5	0	2	22	11.0	12	0
11/21	Indianapolis	p	7	69	9.9	36t	1	4	21	5.3	9	0
11/25 at	Detroit	p	8	32	4.0	9	0	2	13	6.5	8	0
12/06	N.Y. Jets	S	2	11	5.5	7	0	4	104	26.0	50	0
12/12 at	Chicago	S	7	21	3.0	5	1	2	1	0.5	5	0
12/19	Green Bay	p	9	59	6.6	14	0	1	12	12.0	12	0
12/26 at	Buffalo	p	13	93	7.2	29t	1	3	32	10.7	15	0
01/02	Miami	p	2	19	9.5	19	0	0	0	0.0	0	0
2010 Totals	14/3	97	547	5.6	36t	5	34	379	11.1	50	1	
01/16	N.Y. Jets	S	14	46	3.3	8	0	6	52	8.7	19	0
2010 Postseason	1/1	14	46	3.3	8	0	6	52	8.7	19	0	





**Mike
WRIGHT**

99

HT: 6-4 WT: 295

Born: 3/1/82 Exp. (NFL/Patriots): 7/7

GP/GS (Playoffs): 81/22 (4/0) Acq: FA-05

College: Cincinnati Hometown: Cincinnati, Ohio

★ ★ ★ DEFENSIVE LINE ★ ★ ★

CAREER TRANSACTIONS

Mike Wright was signed as an undrafted free agent by the New England Patriots on April 29, 2005 ... Placed on injured reserve with an ankle injury (1/6/06) ... Placed on injured reserve with a foot injury (12/13/07) ... Re-signed by the Patriots (3/16/09) ... Placed on injured reserve with a head injury (1/7/11).

CAREER HIGHLIGHTS

★ Wright has played in 81 games with 21 starts over six seasons since joining the Patriots as an undrafted rookie free agent prior to the 2005 season.

★ In his first six NFL seasons (2005-2010), Wright has totaled 173 tackles (107 solo), 14.5 sacks, four forced fumbles, three fumble recoveries and nine special teams tackles.

★ Set a career-high in 2010 with a team-leading 5.5 sacks, despite missing six games due to injury.

★ Wright has proven to be a versatile presence on the defensive line, starting at defensive end, defensive tackle and nose tackle in his career.

★ Wright was the only undrafted rookie free agent to make the Patriots' opening-day roster in 2005 and played in 13 games as a reserve that season.

★ Wright recorded a blocked field goal vs. Miami on Oct. 8, 2006, reaching up to swat away a 40-yard Olindo Mare attempt.

SEASONAL REVIEWS

2011 (1/1)

- ★ Placed on injured reserve with a head injury (10/13).
- ★ Was inactive due to injury against the Jets (10/9), Raiders (10/2), Bills (9/25) and Chargers (9/18).
- ★ Started against the Dolphins, combining with Andre Carter to sack Chad Henne for an eight-yard loss (9/12).

2010 (10/5, 0/0)

- ★ Played in 10 games with five starts before missing the final six games of the season due to injury, finishing the season with 17 total tackles and a career-high 5.5 sacks.
- ★ Recorded a sack in four straight games from Oct. 4 at Miami to Oct. 31 vs. Minnesota.
- ★ Placed on injured reserve with a head injury on January 7, 2011 and missed the postseason game vs. N.Y. Jets (1/16).
- ★ Sacked Joe Flacco for a 3-yard loss on third-and-4 in the first quarter in the 23-20 win vs. Baltimore (10/17), finishing a three-and-out for the Patriots defense and forcing Baltimore to punt on the next play.
- ★ Dropped Philip Rivers for a five-yard sack in the fourth quarter at San Diego (10/24).
- ★ Raised his season sack total to 5.5 at Pittsburgh (11/14), dropping Ben Roethlisberger for a 10-yard loss on third-and-11 from the Pittsburgh 28-yard line in the fourth



EXTRA POINTS

- ★ Coming out of high school, Mike's only offer to play football was at Division II Ashland University. After transferring to the University of Cincinnati as a freshman, he decided to walk on to the football team after walking by a spring practice.
- ★ Mike went to Purcell Marian High School in Cincinnati, the same school attended by Pro Football Hall of Famer Roger Staubach.

quarter and combining with Shawn Crable for a sack on third-and-30 in the first quarter (11/14).

2009 (16/9, 1/0)

- ★ Played in all 16 games while setting a career-high with nine starts.
- ★ Also set career highs in tackles (48), sacks (5.0) and passed defended (2).
- ★ Set a single-game career-high with a two-sack performance vs. Baltimore (10/4), taking down Joe Flacco on a nine-yard sack and an eight-yard sack.
- ★ Recovered a botched snap from center vs. Tennessee (10/18), helping set up a Patriots touchdown on the ensuing drive.
- ★ Started at Buffalo (12/20) and led the team with a season-high 10 tackles, including his fifth sack of the season when he hauled down Ryan Fitzpatrick for a four-yard loss in the first quarter.
- ★ Played in a reserve role in the Patriots postseason game vs. Baltimore (1/10) and finished with four tackles.

2008 (16/2)

- ★ Played in all 16 games and recorded two starts.
- ★ Started at left end in place of an injured Ty Warren against the N.Y. Jets (11/13) and Pittsburgh (11/30).
- ★ Finished the season with 33 tackles (17 solo) and had a then career-high 2.5 sacks, a total that ranked fourth on the team.
- ★ Finished fourth on the club with eight quarterback hits and tied for the team lead with two forced fumbles.
- ★ Notched two tackles, one sack, one forced fumble and a quarterback hit against Denver (10/20).
- ★ Made his first start of the season and posted a season-high eight tackles (5 solo) against the N.Y. Jets (11/13).
- ★ Started at defensive end while playing in his 50th career game against Pittsburgh (11/30) and made seven tackles.
- ★ Tallied his second sack of the season with a 16-yard strip sack of JaMarcus Russell at Oakland (12/14).

★ Tallied a single-game career high four quarterback hits, including a half sack, against Arizona (12/21).

2007 (9/1, 0/0)

- ★ Played in nine games and made one start before being placed on injured reserve with a foot injury (12/13).
- ★ Saw his first action of the season and registered his first tackle along with one special teams tackle at Cincinnati (10/1).
- ★ Made his first start of the season at defensive end at Dallas (10/14).
- ★ Tallied a season-high four tackles at Indianapolis (11/4).
- ★ Registered four tackles, including a half sack while dropping Ben Roethlisberger for a nine-yard loss vs. Pittsburgh (12/9).

2006 (16/4, 3/0)

- ★ Played in all 16 games, starting three contests at nose tackle and one at defensive tackle.
- ★ Made his first career NFL start at defensive tackle against the N.Y. Jets (9/17).
- ★ Got his hand up and blocked an Olindo Mare 40-yard field goal against Miami (10/8).
- ★ Saw significant action on the defensive front and registered two solo tackles and a forced fumble against Buffalo (10/22).
- ★ Played in a reserve role on the defensive front and notched four solo tackles and a fumble recovery at Green Bay (11/19).
- ★ Deflected a punt and notched a solo tackle during special teams duty against Chicago (11/26).
- ★ Against Detroit (12/3), pounced on a Jon Kitna fumble that was forced by a Roosevelt Colvin strip-sack.
- ★ Started at nose tackle against Houston (12/17) and notched six tackles (3 solo) and a sack.
- ★ Led the team with a career-high 12 tackles (9 solo) while making the start at nose tackle at Tennessee (12/31).

2005 (13/0, 0/0)

- ★ Played in 13 games as a rookie and collected 16 tackles (10 solo) while serving as a backup along the defensive line.
- ★ Placed on injured reserve with an ankle injury (1/6/06) and missed the playoffs.
- ★ Made his NFL debut and saw action on the kickoff return unit against Carolina (9/18).
- ★ Registered four tackles (2 solo) against the Colts (11/7).
- ★ Saw significant action on the defensive front and collected five tackles (4 solo) in the season finale against Miami (1/1).

COLLEGE

- ★ As a senior at Cincinnati in 2004, led all defensive tackles with 42 stops, while recording six tackles for loss.
- ★ Tallied a career-high eight tackles against Army.
- ★ Blocked a PAT against Miami (Ohio) which was returned for a defensive score.
- ★ Played in nine games, making six starts on the defensive line for the Bearcats in 2003 and finished the season with 32 tackles and 4.5 tackles for loss.
- ★ Named Cincinnati's newcomer of the year on defense.
- ★ Missed the entire 2002 campaign with a knee injury in the preseason.

★ ★ **WRIGHT'S SINGLE GAME CAREER HIGHS** ★ ★

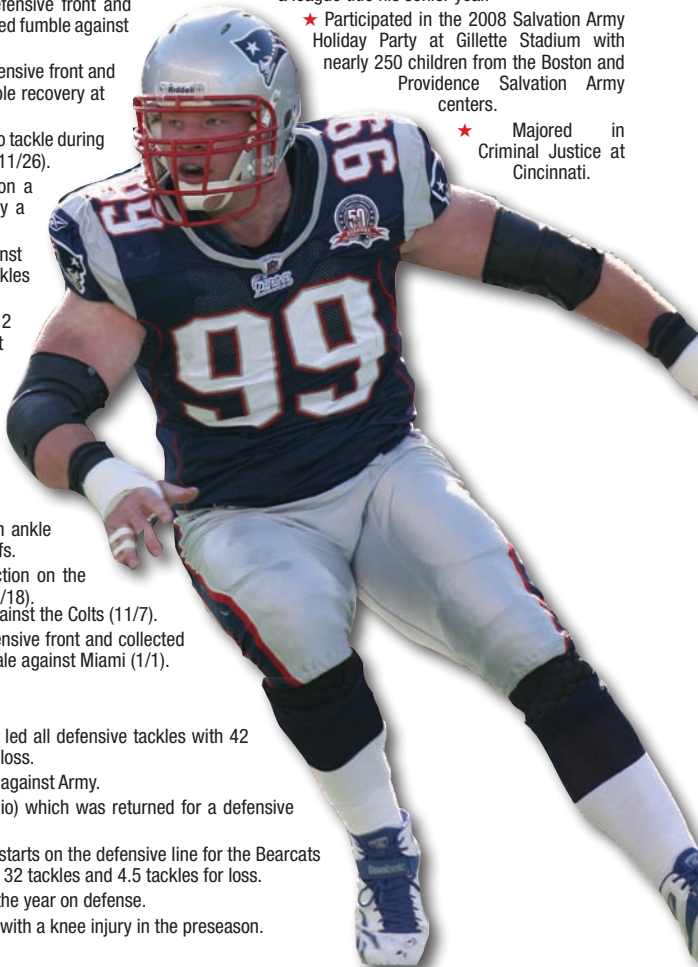
Regular Season

Tackles:	12	at Tennessee (12/31/06)
Solos:	9	at Tennessee (12/31/06)
Sacks:	2	vs. Baltimore (10/04/09)
Forced Fumbles:	1	Four times, most recent at N.Y. Jets (09/20/09)
Fumble Recovery:	1	Three times, most recent vs. Tennessee (10/18/09)

- ★ Joined the Bearcats as a walk-on in 2001 and was redshirted after transferring from Ashland University.
- ★ In 2000, played on special teams in seven games in his only season at Ashland.

PERSONAL

- ★ Mike Wright was born the son of Gary and Chris Wright on March 1, 1982 in Cincinnati, Ohio.
- ★ All-state honoree as a senior at Purcell Marian High, playing for coach Tom Stickley.
- ★ Named to the all-city team after helping lead the team to a league title his senior year.
- ★ Participated in the 2008 Salvation Army Holiday Party at Gillette Stadium with nearly 250 children from the Boston and Providence Salvation Army centers.
- ★ Majored in Criminal Justice at Cincinnati.



★ ★ ★ ★ ★ MIKE WRIGHT ★ ★ ★ ★ ★

Pos: DL Ht: 6-4 Wt: 295 Year: 7th Acq: FA-05 College: Cincinnati Born: 3/1/82

REGULAR SEASON			TACKLES					INTERCEPTIONS						MISCELLANEOUS					
Year	Team	G/S	TT	UT	A	S	Yds	No	Yds	Avg	Lg	TD	PD	FF	FR	Yds	TD	SpT	
2005	Patriots	13/0	16	10	6	0.0	0.0	0	0	0.0	0	0	0	0	0	0	0	0	
2006	Patriots	16/4	47	32	15	1.0	13.0	0	0	0.0	0	0	0	1	2	0	0	7	
2007	Patriots	9/1	12	9	3	0.5	4.5	0	0	0.0	0	0	0	0	0	0	0	2	
2008	Patriots	16/2	33	17	16	2.5	24.5	0	0	0.0	0	0	0	2	0	0	0	0	
2009	Patriots	16/9	48	27	21	5.0	45.0	0	0	0.0	0	0	2	1	1	0	0	0	
2010	Patriots	10/5	17	12	5	5.5	36.5	0	0	0.0	0	0	1	0	0	0	0	0	
2011	Patriots	1/1	0	0	0	0.5	4.0	0	0	0.0	0	0	0	0	0	0	0	0	
Totals - 7 years		81/22	173	107	66	15.0	127.5	0	0	0.0	0	0	3	4	3	0	0	9	
Additional Statistics – Career Blocked Field Goals: Total (1); 2006 (1)																			
POSTSEASON			TACKLES					INTERCEPTIONS						MISCELLANEOUS					
Year	Team	G/S	TT	UT	A	S	Yds	No	Yds	Avg	Lg	TD	PD	FF	FR	Yds	TD	SpT	
2005	Patriots	0/0						Injured Reserve											
2006	Patriots	3/0	2	1	1	0.0	0.0	0	0	0.0	0	0	0	0	0	0	0	0	
2007	Patriots	0/0						Injured Reserve											
2009	Patriots	1/0	4	3	1	0.0	0.0	0	0	0.0	0	0	0	0	0	0	0	0	
2010	Patriots	0/0						Injured Reserve											
Totals - 5 years		4/0	6	4	2	0.0	0.0	0	0	0.0	0	0	0	0	0	0	0	0	

Players

★ ★ ★ ★ ★ WRIGHT'S CAREER GAME-BY-GAME ★ ★ ★ ★ ★

2005	Opponent	P/S	TT	UT	A	S	Yds	Int	Yds	PD	FF	FR	SpT
09/08	Oakland												
09/18 at	Carolina	p	0	0	0	-	-	-	-	-	-	-	-
09/25 at	Pittsburgh	p	0	0	0	-	-	-	-	-	-	-	-
10/2	San Diego	p	3	1	2	-	-	-	-	-	-	-	-
10/09 at	Atlanta	p	1	0	0	-	-	-	-	-	-	-	-
10/16 at	Denver	p	1	1	0	-	-	-	-	-	-	-	-
10/30	Buffalo	p	0	0	0	-	-	-	-	-	-	-	-
11/07	Indianapolis	p	4	2	2	-	-	-	-	-	-	-	-
11/13 at	Miami	p	1	0	1	-	-	-	-	-	-	-	-
11/20	New Orleans												
11/27 at	Kansas City	p	1	1	0	-	-	-	-	-	-	-	-
12/04	N.Y. Jets												
12/11 at	Buffalo	p	0	0	0	-	-	-	-	-	-	-	-
12/17	Tampa Bay	p	0	0	0	-	-	-	-	-	-	-	-
12/26 at	N.Y. Jets	p	0	0	0	-	-	-	-	-	-	-	-
01/01	Miami	p	5	4	1	-	-	-	-	-	-	-	-
2005 Totals	13/0	16	10	6	0.0	0.0	0	0	0	0	0	0	0
01/07	Jacksonville												
Placed on Injured Reserve 1/6/06													
2005 Postseason	0/0	0	0	0	0.0	0.0	0	0	0	0	0	0	0
2006	Opponent	P/S	TT	UT	A	S	Yds	Int	Yds	PD	FF	FR	SpT
09/10	Buffalo	p	0	0	0	-	-	-	-	-	-	-	1
09/17 at	N.Y. Jets	S	2	1	1	-	-	-	-	-	-	-	-
09/24	Denver	p	0	0	0	-	-	-	-	-	-	-	1
10/01 at	Cincinnati	p	4	3	1	-	-	-	-	-	-	-	-
10/08	Miami	p	1	1	0	-	-	-	-	-	-	-	1
10/22 at	Buffalo	p	2	2	0	-	-	-	-	-	-	-	1
10/30 at	Minnesota	p	0	0	0	-	-	-	-	-	-	-	-
11/05	Indianapolis	p	1	0	1	-	-	-	-	-	-	-	1
11/12	N.Y. Jets	p	3	1	2	-	-	-	-	-	-	-	-
11/19 at	Green Bay	p	4	4	0	-	-	-	-	-	-	-	1
11/26	Chicago	p	0	0	0	-	-	-	-	-	-	-	1
12/03	Detroit	p	1	1	0	-	-	-	-	-	-	-	1
12/10 at	Miami	p	6	3	3	-	-	-	-	-	-	-	-
12/17	Houston	S	6	3	3	1.0	13.0	-	-	-	-	-	-
12/24 at	Jacksonville	S	5	4	1	-	-	-	-	-	-	-	-
12/31 at	Tennessee	S	12	9	3	-	-	-	-	-	-	-	-
2006 Totals	16/4	47	32	15	1.0	13.0	0	0	0	1	2	7	-
01/07	N.Y. Jets	p	1	0	1	-	-	-	-	-	-	-	-
01/14 at	San Diego	p	0	0	0	-	-	-	-	-	-	-	-
01/21 at	Indianapolis	p	1	1	0	-	-	-	-	-	-	-	-
2006 Postseason	3/0	2	1	1	0.0	0.0	0	0	0	0	0	0	0
2007	Opponent	P/S	TT	UT	A	S	Yds	Int	Yds	PD	FF	FR	SpT
09/09 at	N.Y. Jets												
09/16	San Diego												
09/23	Buffalo												
10/01 at	Cincinnati	p	1	1	0	-	-	-	-	-	-	-	1
10/07	Cleveland	p	0	0	0	-	-	-	-	-	-	-	-
10/14 at	Dallas	S	2	2	0	-	-	-	-	-	-	-	-
10/21 at	Miami												
10/28	Washington												
11/04 at	Indianapolis	p	4	3	1	-	-	-	-	-	-	-	-
11/18 at	Buffalo	p	0	0	0	-	-	-	-	-	-	-	-
11/25	Philadelphia	p	1	1	0	-	-	-	-	-	-	-	-
12/03 at	Baltimore	p	0	0	0	-	-	-	-	-	-	-	-
12/09	Pittsburgh	p	4	2	2	0.5	4.5	-	-	-	-	-	-
12/16	N.Y. Jets												
Placed on Injured Reserve 12/13/07													
2007 Totals	8/1	12	9	3	0.5	4.5	0	0	0	0	0	0	2
2008	Opponent	P/S	TT	UT	A	S	Yds	Int	Yds	PD	FF	FR	SpT
09/07	Kansas City	p	1	0	1	-	-	-	-	-	-	-	-
09/14 at	N.Y. Jets	p	0	0	0	-	-	-	-	-	-	-	-
09/21	Miami	p	0	0	0	-	-	-	-	-	-	-	-
10/05 at	San Fran.	p	0	0	0	-	-	-	-	-	-	-	-
10/12 at	San Diego	p	2	1	1	1	5.0	-	-	-	-	-	1
10/20	Denver	p	2	1	1	-	-	-	-	-	-	-	-
10/26	St. Louis	p	0	0	0	-	-	-	-	-	-	-	-
11/02 at	Indianapolis	p	0	0	0	-	-	-	-	-	-	-	-
11/09	Buffalo	p	3	3	0	-	-	-	-	-	-	-	-
11/13	N.Y. Jets	S	8	5	3	-	-	-	-	-	-	-	-
11/23 at	Miami	p	1	0	1	-	-	-	-	-	-	-	-
11/30	Pittsburgh	S	7	1	6	-	-	-	-	-	-	-	-
12/07 at	Seattle	p	6	3	3	-	-	-	-	-	-	-	-
12/14 at	Oakland	p	1	1	0	1.0	16.0	-	-	-	-	-	1
12/21	Arizona	p	2	2	0	0.5	3.5	-	-	-	-	-	-
12/28 at	Buffalo	p	0	0	0	-	-	-	-	-	-	-	-
2008 Totals	16/2	33	17	16	2.5	24.5	0	0	0	0	2	0	0
2009	Opponent	P/S	TT	UT	A	S	Yds	Int	Yds	PD	FF	FR	SpT
09/14	Buffalo	p	-	-	-	-	-	-	-	-	-	-	-
09/20 at	N.Y. Jets	S	5	1	4	1.0	17.0	-	-	-	1	1	-
09/27	Atlanta	p	3	3	0	-	-	-	-	-	-	-	-
10/04	Baltimore	S	4	2	2	2.0	17.0	-	-	-	-	-	-
10/11 at	Denver	S	3	1	2	-	-	-	-	-	-	-	-
10/18	Tennessee	p	4	2	2	-	-	-	-	-	-	-	1
10/25 at	Tampa Bay	p	2	1	1	1.0	7.0	-	-	-	-	-	-
11/01	Miami	S	2	0	2	-	-	-	-	-	-	-	-
11/15 at	Indianapolis	S	2	2	0	-	-	-	-	-	-	-	-
11/22	N.Y. Jets	S	4	0	4	-	-	-	-	-	-	-	-
11/30 at	New Orleans	p	1	1	0	-	-	-	-	-	-	-	-
12/06 at	Miami	p	4	3	1	-	-	-	-	-	-	-	-
12/13	Carolina	p	-	-	-	-	-	-	-	-	-	-	-
12/20 at	Buffalo	S	10	7	3	1.0	4.0	-	-	-	-	-	-
12/27	Jacksonville	S	3	3	0	-	-	-	-	-	-	-	-
01/03 at	Houston	S	1	1	0	-	-	-	-	-	-	-	-
2009 Totals	16/9	48	27	21	5.0	45.0	-	-	-	2	1	1	-
01/10	Baltimore	p	4	3	1	-	-	-	-	-	-	-	-
2009 Postseason	1/0	4	3	1	0.0	0.0	0	0	0	0	0	0	0
2010	Opponent	P/S	TT	UT	A	S	Yds	Int	Yds	PD	FF	FR	SpT
09/12 at	Cincinnati	S	0	0	0	-	-	-	-	-	-	-	-
09/19	N.Y. Jets	p	0	0	0	-	-	-	-	-	-	-	-
09/26 at	Buffalo	p	1	0	1	-	-	-	-	-	-	-	-
10/04	Miami	S	3	3	0	1.0	5.0	-	-	-	1	-	-
10/17 at	Baltimore	p	2	2	0	1.0	3.0	-	-	-	-	-	-
10/24	San Diego	p	3	2	1	1.0	5.0	-	-	-	-	-	-
10/31 at	Minnesota	S	2	2	0	1.0	10.0	-	-	-	-	-	-
11/07 at	Cleveland	S	2	0	2	-	-	-	-	-	-	-	-
11/14	Pittsburgh	p	4	1	3	1.5	13.5	-	-	-	-	-	-
11/21 at	Indianapolis	S	0	0	0	-	-	-	-	-	-	-	-
11/25	Detroit												
12/06 at	N.Y. Jets												
12/12	Chicago												
12/19 at	Green Bay												
12/26	Buffalo												
01/02	Miami												
2010 Totals	10/5	17	12	5	5.5	36.5	0	1	0	0	0	0	0
1/16	N.Y. Jets												
Placed on IR 01/07/11													
2010 Postseason	0/0	0	0	0	0.0	0.0	0	0	0	0	0	0	0



**Carson
BUTLER**

86

HT: 6-4 WT: 260

Born: 8/21/89 Exp. (NFL/Patriots): 1/2

GP/GS (Playoffs): 0/0 Acq: FA-10

College: Michigan Hometown: Detroit, Mich.

★ ★ ★ TIGHT END ★ ★ ★

CAREER TRANSACTIONS

Carson Butler was originally signed by the Green Bay Packers as a rookie free agent (5/1/09)... Waived by Green Bay (7/22/09)... Signed by Detroit (8/6/09)... Waived by Detroit (9/5/09)... Signed by Detroit to the practice squad (9/6/09)... Waived by Detroit from the practice squad (9/26/09)... Signed by San Francisco to the practice squad (10/28/09)... Waived by San Francisco from the practice squad (11/3/09)... Signed by Cincinnati to the practice squad (12/30/09)... Signed by the New York Giants (1/19/10)... Waived by the New York Giants (6/21/10)... Signed by the Patriots as a free agent (8/2/10)... Released by the Patriots (9/4/10)... Signed to the Patriots practice squad (9/21/10)... Signed by the Patriots (1/18/11)... Released by the Patriots (9/2/11)... Signed to the Patriots practice squad (1/26/12).

SEASONAL REVIEWS

2010 (0/0, 0/0)

★ Went to training camp with the Patriots and spent the season on the practice squad.

2009 (0/0 – Green Bay/Detroit/San Fran./Cincinnati)

★ Signed by Green Bay as a rookie free agent but was waived in July.

★ Spent time on the practice squads of Detroit, San Francisco and Cincinnati.

COLLEGE

★ A three-time letter winner at Michigan, who appeared on both offense and defense during his career.

★ Appeared in 29 games as a tight end during his first two seasons before switching to defensive end midway through the 2008 season in his final three games at Michigan.

★ Totaled 41 receptions for 429 yards and three touchdowns.

★ Made three tackles on defense.

★ Saw action as a true freshman in 2006.

PERSONAL

★ Born Carson Butler on Aug. 21, 1987 in Detroit, Mich.

★ Prepped at Renaissance High School in Detroit, where he was a two-year letterman in football, playing on offense as a tight end and running back and on defense as an outside linebacker.

★ Butler entered the University of Michigan as a tight end, seeing playing time as a true freshman in 2006. He played tight end for two more seasons, switching to defensive end during the 2008 season.



**Markell
CARTER**

49

HT: 6-4 WT: 248

Born: 12/21/89

Exp. (NFL/Patriots): Rookie Acq: D6-11 (194th)

College: Central Arkansas Hometown: Bartlesville, Okla.

★ ★ ★ LINEBACKER ★ ★ ★

CAREER TRANSACTIONS

Markell Carter was signed to the Patriots practice squad on Sept. 5, 2011... Originally drafted by the New England Patriots in the sixth round (194th overall) of the 2011 NFL Draft... Released by the Patriots (9/3/11)... Signed by the Patriots to a future contract (2/7/11).

COLLEGE

★ Accumulated 143 total tackles and 16.5 sacks as a defensive end during his college career at Central Arkansas.

★ Started all 12 games as a junior and senior.

★ Earned All-Southland Conference honors after leading the league with 19 tackles for a loss in 2010.

★ Earned All-Southland Conference Second Team honors after finishing fourth in the league with 6.5 sacks and sixth with 11.5 tackles for loss in 2009.

PERSONAL

★ Two-time All-Metro DE/WR at Bartlesville High School in Oklahoma.

★ As a senior in 2006, recorded 47 tackles with six sacks and also had 25 receptions for 292 yards and three touchdowns.

★ Lettered four years in basketball.



**Britt
DAVIS**

17

HT: 6-3 WT: 205

Born: 4/23/1986 Exp. (NFL/Patriots): 1/0

GP/GS (Playoffs): 3/0 (0/0) Acq: FA-11

College: Northern Illinois Hometown: Broadview, Ill

★ ★ ★ WIDE RECEIVER ★ ★ ★

CAREER TRANSACTIONS

Britt Davis was signed by the Patriots to the practice squad on January 4, 2012 ... Originally signed by the New York Jets as a rookie free agent (5/9/09) ... Released by the New York Jets (8/31/09) ... Signed by the New York Jets to the practice squad (11/17/09) ... Released by the New York Jets (8/1/10) ... Signed by Denver (8/5/10) ... Released by Denver (9/4/10) ... Signed by Denver to the practice squad (9/5/10) ... Signed by Denver to the 53-man roster from the practice squad 12/13/10 ... Released by Denver (9/3/11) ... Signed by the Patriots to a future contract (2/7/12).

SEASONAL REVIEWS

2010 (3/0 – Denver Broncos):

- ★ After being released by the New York Jets in training camp, he was signed by Denver and began the year on the Broncos' practice squad.
- ★ Signed to the 53-man roster from the practice squad on Dec. 13 and played in three games.
- ★ Saw action in three games.
- ★ Made his professional debut at Oakland (12/19).

COLLEGE

- ★ Recorded 146 catches, finishing fifth on Northern Illinois' all-time list for career catches, for 1,676 yards and eight touchdowns.

- ★ Produced 2,063 all-purpose yards, completed two-of-four passes and rushed 15 times for 66 yards and one touchdown.

PERSONAL

- ★ Racked up 7,700 career yards of total offense with 90 touchdowns in 22 starts as the quarterback of two state Class 5A playoff teams in high school.
- ★ Also lettered in basketball and track.
- ★ Older brother Brandon played tight end at Northern Illinois.
- ★ Son of Kevin Davis and Elanda Mayweather.
- ★ Majored in corporate communications with a minor in black studies at Northern Illinois.



**Dorin
DICKERSON**

80

HT: 6-2 WT: 230

Born: 3/31/1988 Exp. (NFL/Patriots): 1/0

GP/GS (Playoffs): 7/0 (0/0) Acq: FA-11

College: Pittsburgh Hometown: Imperial, Pa.

★ ★ ★ WIDE RECEIVER ★ ★ ★

CAREER TRANSACTIONS

Dorin Dickerson was signed by the Patriots to the practice squad on December 7, 2011 ... Originally drafted by the Houston Texans in the seventh round (227th overall) of the 2010 draft ... Released by Houston (9/3/2011) ... Signed to the Pittsburgh practice squad (9/12/2011) ... Released by Pittsburgh (9/15/2011) ... Placed on Practice Squad/Injured Reserve (1/26/12).

SEASONAL REVIEWS

2010 (7/0 – Houston Texans)

- ★ Placed on Practice Squad/Injured Reserve on Jan. 26, 2012.
- ★ Saw action in 7 games at wide receiver and on special teams with no receptions.
- ★ Made his professional debut, playing wide receiver at Oakland (10/3).

COLLEGE

- ★ Appeared in 46 games at Pittsburgh – eight at wide receiver, 12 at strong-side outside linebacker and 26 at tight end, with 11 starts, all at tight end.

- ★ Recorded 63 receptions for 708 yards and 12 touchdowns with five rushes for 50 yards and a touchdown over his career.

- ★ Returned 10 kickoffs for 106 yards and registered 15 tackles (7 solo), one quarterback pressure and a pass deflection.


- ★ Became the first Pittsburgh tight end since Mike Ditka in 1960 to earn first-team All-American honors from the Football Writers Association and the first ever Pittsburgh tight end to be named First Team All-Big East Conference.

- ★ Finalist for the John Mackey Award.

PERSONAL

- ★ Played wide receiver, running back, quarterback, safety, cornerback and wide receiver at West Allegheny High School in Imperial, Pa.
- ★ Rushed for 1,429 yards and 30 touchdowns on 182 carries and had 22 receptions for 423 yards and six touchdowns as a senior while leading his team to a third straight Class AAA title.

- ★ Named the Pennsylvania Class AAA Player of the Year by the Associated Press and the Pittsburgh Post-Gazette Player of the Year.
- ★ Son of Pamela and Randy Dickerson.
- ★ Majored in communications at Pittsburgh.



Matt
KOPA

68
HT: 6-6 WT: 303
Born: 2/25/1987 Exp. (NFL/Patriots): 2/1
GP/GS (Playoffs): 0/0 (0/0) Acq: FA-11
College: Stanford Hometown: Elk Grove, Calif.

★ ★ ★ OFFENSIVE LINE ★ ★ ★

CAREER TRANSACTIONS


Matt Kopa was signed by the Patriots to the practice squad on Sept. 5, 2011 ... Originally signed by the San Francisco 49ers as a rookie free agent (6/8/10) ... Waived by San Francisco (9/03/10) ... Signed to the San Francisco practice squad (9/5/10) ... Signed by the Miami Dolphins to the 53-man roster from the San Francisco practice squad (11/9/10) ... Waived by Miami (9/3/11)... Signed by the Patriots to a future contract (2/7/12).

COLLEGE

- ★ Switched from defensive to offensive line as a junior.
- ★ Played in 35 career games with seven starts at Stanford.
- ★ Started the final six games of the 2008 season, with five at RT and one at LG.
- ★ Started the 2009 season opener at RT but missed the remainder of the season with an injured foot.

PERSONAL

- ★ Born February 25, 1987.
- ★ Earned a degree in Mechanical Engineering.



Aaron
LAVARIAS

60
HT: 6-3 WT: 248
Born: 4/27/1988 Exp. (NFL/Patriots): Rookie
GP/GS (Playoffs): 0/0 (0/0) Acq: FA-11
College: Idaho Hometown: Woodinville, Wash.

★ ★ ★ DEFENSIVE LINE ★ ★ ★

CAREER TRANSACTIONS

Aaron Lavarias was originally signed by the Patriots as a rookie free agent (7/27/11) ... Released by the Patriots (9/3/11) ... Signed to the Patriots practice squad (9/5/11) ... Released by the Patriots (9/14/11) ... Signed to the Patriots Practice Squad (12/28/11) Signed by the Patriots to a future contract (2/7/12).

PERSONAL

- ★ Born April 27, 1988 in Woodinville, Wash.
- ★ Majored in Accounting.

COLLEGE

- ★ A three-year starter at defensive end for Idaho.
- ★ Was named second team All-WAC as a senior in 2010 after finishing with 52 total tackles and 10.0 sacks.
- ★ Was Idaho's Defensive Player of the Year as a junior in 2009 after finishing with 54 total tackles and 4.0 sacks.



Mike RIVERA

47

HT: 6-2 WT: 252

Born: 1/10/1986 Exp. (NFL/Patriots): 1/1

GP/GS (Playoffs): 0/0 (0/0) Acq: FA-11

College: Kansas Hometown: Shawnee Mission, Kan.

★ ★ ★ LINEBACKER ★ ★ ★

CAREER TRANSACTIONS

Mike Rivera was signed by the Patriots to the practice squad on November 9, 2011 ... Originally signed by the Chicago Bears as a rookie free agent (4/26/09) ... Released by Chicago (9/5/09) ... Signed by Tennessee to the practice squad (9/7/09) ... Released by Tennessee (9/15/10) ... Signed by Green Bay to the practice squad (10/13/10) ... Signed by Miami from the Green Bay practice squad (12/28/10) ... Released by Miami (8/27/11) ... Signed by the Patriots to a future contract (2/7/12).

COLLEGE

★ Saw action in 51 career games with 36 starts at Kansas (2004-08) where he was a three-time all-conference

honoree and two-time all-Big 12 selection.

★ Posted 300 career tackles (167 solo), 6.5 sacks, 16 passes defended, an interception, seven forced fumbles and four fumble recoveries.

★ As a senior, named all-Big 12 honorable mention after finishing third on the team with 93 tackles.

★ Was redshirted as a true freshman even though he appeared in one game and registered one tackle.

PERSONAL

★ Attended Shawnee Mission (Kansas) Northwest High school in Shawnee Mission, Kan.

★ Holds a degree from Kansas in communications.



Ross VENTRONE

35

HT: 5-8 WT: 190

Born: 9/27/1986 Exp. (NFL/Patriots): 1/2

GP/GS (Playoffs): 8/0 (0/0) Acq: FA-10

College: Villanova Hometown: Pittsburgh, Pa.

★ ★ ★ CORNER BACK ★ ★ ★

CAREER TRANSACTIONS

Ross Ventrone was originally signed by the Patriots as a rookie free agent (4/29/10) ... Released by the Patriots (8/20/10) ... Re-signed by the Patriots (8/23/10) ... Released by the Patriots (9/4/10) ... Signed to the practice squad by the Patriots (10/19/10) ... Signed by the Patriots (1/18/11) ... Released by the Patriots (8/10/11) ... Signed by the Patriots (8/29/11) ... Released by the Patriots (9/3/11) ... Signed by the Patriots to the practice squad (9/5/11) ... Released by the Patriots (10/1/11) ... Signed to the practice squad by the Patriots (10/4/11) ... Signed to the 53-man roster by the Patriots (10/8/11) ... Released by the Patriots (10/17/11) ... Signed by the Patriots (10/19/11) ... Released by the Patriots (11/3/11) ... Signed to the Practice Squad by the Patriots (11/9/11) ... Signed to the 53-man roster by the Patriots (11/12/11) ... Released by the Patriots (11/15/11) ... Signed to the practice squad by the Patriots (11/17/11) ... Signed to the 53-man roster by the Patriots (11/12/11) ... Released by the Patriots (11/23/11) ... Signed to the practice squad (11/24/11) ... Signed to the active roster (12/17/11) ... Released by the Patriots (12/26/11) ... Signed to the practice squad by the Patriots (12/28/11) ... Signed by the Patriots to a future contract (2/7/12).

SEASONAL REVIEWS

2011 (8/0)

- ★ Made his first career tackle against Miami (12/24).
- ★ Made one special teams tackle at Denver (12/18).
- ★ Played defense and special teams in wins over Chiefs (11/21) and the New York Jets (11/13).
- ★ Saw action on special teams against Pittsburgh (10/30).
- ★ Played on special teams and in a reserve role on defense against Dallas (10/16).
- ★ Registered his first career statistic with a special teams tackle against the Jets (10/9).
- ★ Saw his first NFL action against the Bills (9/25).



EXTRA POINTS

★ Older brother, Ray, is with the Cleveland Browns and also spent time with the New England Patriots from 2005-09.

★ Did not play football until his senior year of high school at Chartiers Valley High in Pittsburgh, Pa.

COLLEGE

★ In Three-year starter at Villanova after transferring from Pittsburgh, where he began his college career as a walk-on.

★ Led a secondary that was one of the best in the Football Championship Subdivision (FCS) in 2009.

★ Recorded 73 tackles including 53 solo stops, 6.5 tackles for loss and three quarterback sacks.

★ Was in on 198 tackles in his three-year career.

★ Had a team-best four interceptions in 2008.

★ After being redshirted as a freshman in 2005, he worked on the scout team in 2006 before landing a scholarship to Villanova.

PERSONAL

★ Born Sept. 27, 1986, one of three children of Ray and Denise.

★ Majored in communications

★ Older brother, Ray, is with the Cleveland Browns and also spent time with the New England Patriots from 2005-09.





Shun
WHITE

82

HT: 5-8 WT: 195

Born: 12/9/85 Exp. (NFL/Patriots): 1/1

GP/GS (Playoffs): 0/0 (0/0) Acq: FA-09

College: Navy Hometown: Memphis, Tenn.

★★★ **WIDE RECEIVER** ★★★

PRO

Shun White was signed by the Patriots as an undrafted free agent on May 4, 2009 ... Placed on Reserve/Military List on August 17, 2009.

★ As a sophomore in 2006, played in all 13 games and registered 48 carries for 578 yards (11.3 avg) and five touchdowns.

★ As a freshman in 2005, played in three games, including significant action in the Poinsettia Bowl.

COLLEGE

★ As a senior in 2008, played in all 13 games and led Navy in rushing with 1,092 yards on 132 carries and eight rushing touchdowns.

★ Caught four passes for 92 yards and one touchdown.

★ As a junior in 2007, played in 12 games and made two starts.

★ Tallied 620 rushing yards on 78 rushes and seven touchdowns.

★ Also caught eight passes for 118 yards and one touchdown.

★ Posted a career best 131 rushing yards on just seven carries at North Texas.

PERSONAL

★ Shun Terrell White was born on December 9, 1985.

★ Attended Raleigh-Egypt (Memphis, Tenn.) High School and was a three-year letter-winner in football and track.

★ Was an all-state selection in both football and track as a senior and served as team captain in both sports.

★ Member of the state championship track team in his senior year.



Bank at halftime.

Mobile Banking wherever you are

- Get secure access to your money on the go.
- Check your balances, transfer money, pay bills with optional Bill Pay.

Bank whenever, wherever, however you want.

For more information, text
"GOMOBILE" to BANKAM (226526)
or visit bankofamerica.com/solutions

Bank of America



Official Bank of the New England Patriots™



Web access is needed to use Mobile Banking. Check with your wireless carrier for fees that may apply. Mobile Banking available to Online Banking enrollees only. All terms applicable to Online Banking apply to Mobile Banking. Must have Transfers and Bill Pay set up previously in Online Banking to use these functions in Mobile Banking. Supported carriers include: Alltel, AT&T, Cellular One, T-Mobile, Virgin Mobile, US Cellular, Verizon Wireless. Message and data rates may apply. Text STOP to 226526 to cancel and text HELP to 226526 for help. For customer support please email help@replies.em.bankofamerica.com. Some accounts, services and fees vary from state to state. Please visit your local banking center to review information for your state. New England Patriots trademarks, including the Patriots logo, are the property of New England Patriots L.P., and are used pursuant to a licensing agreement with New England Patriots L.P. Bank of America and the Bank of America logo are registered trademarks of the Bank of America Corporation. Bank of America, N.A. Member FDIC. © 2011 Bank of America Corporation. ARR2X055

2011 SEASON IN REVIEW



2011 FINAL REGULAR-SEASON STATISTICS (13-3)

Head Coach: Bill Belichick • AFC East Division Champions • Home Stadium: Gillette Stadium

DATE	W/L	SCORE	OPPONENT	ATTENDANCE
9/12	W	38-24	at Miami	66,860
9/18	W	35-21	San Diego	68,756
9/25	L	31-34	at Buffalo	68,174
10/02	W	31-19	at Oakland	62,572
10/09	W	30-21	at New York Jets	68,756
10/16	W	20-16	Dallas	68,756
10/30	L	17-25	at Pittsburgh	64,424
11/06	L	20-24	New York Giants	68,756
11/13	W	37-16	at New York Jets	79,088
11/21	W	34-3	Kansas City	68,756
11/27	W	38-20	at Philadelphia	69,144
12/04	W	31-24	Indianapolis	68,756
12/11	W	34-27	at Washington	77,825
12/18	W	41-23	at Denver	76,556
12/24	W	27-24	Miami	68,756
1/01	W	49-21	Buffalo	68,756

Team Statistics

	PATS	OPP
TOTAL FIRST DOWNS	399	370
Rushing	107	101
Passing	262	245
Penalty	30	24
3rd Down: Made/Att	89/194	87/202
3rd Down Pct.	45.9	43.1
4th Down: Made/Att	7/11	8/19
4th Down Pct.	63.6	42.1
POSSESSION AVG.	28:47	31:13
TOTAL NET YARDS	6848	6577
Avg. Per Game	428.0	411.1
Total Plays	1082	1064
Avg. Per Play	6.3	6.2
NET YARDS RUSHING	1764	1874
Avg. Per Game	110.3	117.1
Total Rushes	438	405
NET YARDS PASSING	5084	4703
Avg. Per Game	317.8	293.9
Sacked/Yards Lost	32/173	40/274
Gross Yards	5257	4977
Attempts/Completions	612/402	619/386
Completion Pct.	65.7	62.4
Had Intercepted	12	23
PUNTS/AVERAGE	57/46.5	67/45.6
NET PUNTING AVG.	57/41.5	67/39.1
PENALTIES/YARDS	87/815	115/907
FUMBLES/BALL LOST	13/5	21/11
TOUCHDOWNS	61	40
Rushing	18	13
Passing	39	26
Returns	4	1

Score by Periods	1	2	3	4	OT	Total
Patriots	82	148	141	142	0	513
Opponents	87	83	50	122	0	342

SCORING	TD	R	Pa	Rt	PAT	FG	S	TP
Gostkowski	0	0	0	0	59/59	28/33	0	143
Gronkowski	18	1	17	0	0/0	0/0	0	108
Green-Ellis	11	11	0	0	0/0	0/0	0	66
Welker	9	0	9	0	1/1	0/0	0	54
Hernandez	7	0	7	0	0/0	0/0	0	42
Branch	5	0	5	0	0/0	0/0	0	30
Brady	3	3	0	0	0/0	0/0	0	18
Woodhead	1	1	0	0	0/0	0/0	0	6
Edelman	1	0	0	1	0/0	0/0	0	6
Moore	1	0	0	0	0/0	0/0	0	6
Ninkovich	1	0	0	1	0/0	0/0	0	6
Ochocinco	1	0	1	0	0/0	0/0	0	6
Ridley	1	1	0	0	0/0	0/0	0	6
Vereen	1	1	0	0	0/0	0/0	0	6
Wilfork	1	0	0	1	0/0	0/0	0	6
Patriots	61	18	39	4	59/59	28/33	0	513
Opponents	40	13	26	1	38/38	20/23	0	342

2-Pt. Conversions: Patriots 2-2, Opponents: 0-2.

RUSHING	NO	YDS	AVG	LG	TD
Green-Ellis	181	667	3.7	18	11
Ridley	87	441	5.1	33t	1
Woodhead	77	351	4.6	12	1
Brady	43	109	2.5	13	3
Faulk	17	57	3.4	9	0
Vereen	15	57	3.8	19	1
Hernandez	5	45	9.0	19	0
Welker	4	30	7.5	19	0
Edelman	4	8	2.0	6	0
Gronkowski	1	2	2.0	2t	1
Hoyer	4	-3	-0.8	0	0
Patriots	438	1764	4.0	33t	18
Opponents	405	1874	4.6	41	13

RECEIVING	NO	YDS	AVG	LG	TD
Welker	122	1569	12.9	99t	9
Gronkowski	90	1327	14.7	52t	17
Hernandez	79	910	11.5	46	7
Branch	51	702	13.8	63	5
Woodhead	18	157	8.7	16	0
Ochocinco	15	276	18.4	53	1
Green-Ellis	9	159	17.7	53	0
Faulk	7	34	4.9	18	0
Edelman	4	34	8.5	11	0
Underwood	3	30	10.0	13	0
Ridley	3	13	4.3	8	0
Slater	1	46	46.0	46	0
Patriots	402	5257	13.1	99t	39
Opponents	386	4977	12.9	58	26

INTERCEPTIONS	NO	YDS	AVG	LG	TD
Arrington	7	92	13.1	28	0
Wilfork	2	47	23.5	28	0
Molden	2	40	20.0	27	0
McCourtly	2	38	19.0	38	0
Ninkovich	2	30	15.0	18	1
Moore	2	26	13.0	21t	1
Mayo	2	4	2.0	2	0
Guyton	1	17	17.0	17	0
Brown	1	2	2.0	2	0
Adams	1	0	0.0	0	0
Chung	1	0	0.0	0	0
Patriots	23	296	12.9	38	2
Opponents	12	186	15.5	42	1

PUNTING	NO	YDS	AVG	NET	TB	IN	LG	BLK
Mesko	57	2648	46.5	41.5	3	24	65	0
Patriots	57	2648	46.5	41.5	3	24	65	0
Opponents	67	3055	45.6	39.1	2	26	64	0

PUNT RETURNS	NO	FC	YDS	AVG	LG	TD
Edelman	28	7	296	10.7	72t	1
Welker	8	6	82	10.3	25	0
Faulk	2	0	11	5.5	7	0
Patriots	38	13	389	10.2	72t	1
Opponents	26	18	220	8.5	26	0

KICK RETURNS	NO	YDS	AVG	LG	TD
Woodhead	20	437	21.9	37	0
Edelman	12	284	23.7	37	0
Ridley	7	152	21.7	32	0
Slater	4	68	17.0	22	0
Gronkowski	1	11	11.0	11	0
McCourtly	1	24	24.0	24	0
Ninkovich	1	10	10.0	10	0
Patriots	46	986	21.4	37	0
Opponents	60	1294	21.6	88	0

Sacks: Anderson 10.0, Carter 10.0, Ninkovich 6.5, Wilfork 3.5, Love 3.0, Deaderick 2.0, Chung 1.0, Ellis 1.0, Mayo 1.0, Warren 1.0, Pryor 0.5, Wright 0.5

Patriots 40.0, Opponents 32.0

FIELD GOALS	1-19	20-29	30-39	40-49	50+
Gostkowski	1/1	12/13	5/6	9/11	1/2
Patriots	1/1	12/13	5/6	9/11	1/2
Opponents	0/0	14/15	2/2	4/6	0/0

Gostkowski: (48N, 20G)(22G, 47G)(23G)(44G)(44G, 24G, 28G)(31G, 26G)(46G, 42N)(27N, 32G, 45G)(50G, 36G, 27G)(21G, 19G)(39N, 45G)(39G)(23G, 24G)(21G, 34G)(51N, 45G, 42G)(47G, 20G)

Opponents: (20G)() (42G, 28G)(28G, 26G)() (48G, 22G, 26G)(33G, 21G, 23G, 44N)(22G)(24N)(26G)(43G, 22G)(31G)(24G, 25G)(26G)(47G)(45N)

STARTERS

Offense: WR Wes Welker (15) ; LT Matt Light (15), Logan Mankins (1); LG Logan Mankins (14), Donald Thomas (1), Ryan Wendell (1); C Dan Connolly (11), Nick McDonald (2), Ryan Wendell (2), Dan Koppen (1); RG Brian Waters (16); RT N. Solder (11), Sebastian Vollmer (5); TE Rob Gronkowski (16); TE Aaron Hernandez (12), Nate Solder (2), Thomas Welch (1); QB Tom Brady (16); WR Deion Branch (15), Chad Ochocinco (1); RB BenJarvus Green-Ellis (6), Danny Woodhead (4), Kevin Faulk (3), Stevan Ridley (2), 3rd TE Dan Gronkowski (1); 3rd WR Chad Ochocinco (2)

Defense: LE Shaun Ellis (10), Brandon Deaderick (3), Mark Anderson (1), Rob Ninkovich (1), Vince Wilfork (1); LDT Vince Wilfork (13); NT Vince Wilfork (3); RDT Kyle Love (12), Mike Wright (1); RE Andre Carter (14), Brandon Deaderick (2); LOLB Rob Ninkovich (14), Jerod Mayo (1), Tracy White (1); MLB Jerod Mayo (11), Gary Guyton (4), Dane Fletcher (1); ROLB Brandon Spikes (6), Dan Fletcher (4), Gary Guyton (2), Jerod Mayo (1) Rob Ninkovich (1), Jeff Tarpinian (1); LCB Devin McCourtly (4), Antwan Molden (2); S James Ihedigbo (12) Patrick Chung (8), Josh Barrett (4), Sterling Moore (3), Matthew Slater (3), Sergio Brown (2); 5th DB Leigh Bodden (1), Sergio Brown (1), Nate Jones (1).

2011 Coaching Staff: Josh Boyer, Defensive Backs; Moses Cabrera, Assistant Strength and Conditioning; Ivan Fears, Running Backs; Brian Ferentz, Tight Ends; Brian Flores, Defensive Assistant; George Godsey, Offensive Assistant; Patrick Graham, Linebackers; Pepper Johnson, Defensive Line; Josh McDaniels, Offensive Assistant; Harold Nash, Head Strength and Conditioning; Bill O'Brien, Offensive Coordinator/Quarterbacks; Scott O'Brien, Special Teams; Chad O'Shea, Receivers; Matt Patricia, Safeties; Dante Scarnecchia, Assistant Head Coach/Offensive Line.

Pro Bowl (8): QB Tom Brady (7), DE Andre Carter (1) TE Rob Gronkowski (1), G Logan Mankins (4), ST Matthew Slater (1), G Brian Waters (6), WR Wes Welker (4), NT Vince Wilfork (4).

PASSING	ATT	CMP	YARDS	CMP%	YDS/ATT	TD	TD%	INT	INT%	LG	SK/YDS	RATING
Brady	611	401	5235	65.6	8.57	39	6.4	12	2.0	99t	32/173	105.6
Hoyer	1	1	22	100.0	22.0	0	0.0	0	0.0	22	0/0	118.8
Patriots	612	402	5257	65.7	8.59	39	6.4	12	2.0	99t	32/173	105.6
Opponents	619	386	4977	62.4	8.04	26	4.2	23	3.7	58	40/274	86.1



2011 FINAL REGULAR-SEASON DEFENSIVE STATISTICS

	TACKLES			SACKS			INTERCEPTIONS				FUMBLES				SPECIAL TEAMS				
NAME	TT	UT	A	S	Yds	QH	Int/	Yds	TD	PD	FF	FR	Yds	TD	TT	UT	A	FF	FR
Jerod Mayo	103	67	36	1.0	5.0	6	2	4	0	4	1	0	0	0	0	0	0	0	0
Devin McCourty	94	71	23	0.0	0.0	0	2	38	0	12	0	0	0	0	5	3	2	0	0
Kyle Arrington	83	56	27	0.0	0.0	0	7	92	0	13	0	1	0	0	10	7	3	0	0
Vince Wilfork	74	45	29	3.5	17.5	8	2	47	0	3	1	2	0	1	0	0	0	0	0
James Ihedigbo	72	50	22	0.0	0.0	0	0	0	0	1	0	0	0	0	4	2	2	0	0
Patrick Chung	67	39	28	1.0	3.0	2	1	0	0	4	0	0	0	0	2	1	1	0	0
Rob Ninkovich	62	46	16	6.5	54.0	9	2	30	1	4	1	2	0	0	1	0	1	0	1
Andre Carter	59	37	22	10.0	70.0	22	0	0	0	1	2	0	0	0	0	0	0	0	0
Kyle Love	55	30	25	3.0	14.0	5	0	0	0	0	0	1	0	0	0	0	0	0	0
Brandon Spikes	51	36	15	0.0	0.0	1	0	0	0	1	0	0	0	0	0	0	0	0	0
Gary Guyton	46	33	13	0.0	0.0	0	1	17	0	1	0	0	0	0	0	0	0	0	0
Dane Fletcher	37	25	12	0.0	0.0	6	0	0	0	0	1	0	0	0	5	5	0	0	1
Mark Anderson	36	26	10	10.0	75.0	14	0	0	0	1	2	1	0	0	0	0	0	0	0
Sergio Brown	30	27	3	0.0	0.0	0	1	2	0	1	0	0	0	0	9	6	3	0	0
Antwaun Molden	28	22	6	0.0	0.0	0	2	40	0	3	0	0	0	0	11	8	3	0	0
Tracy White	25	19	6	0.0	0.0	0	0	0	0	1	0	0	0	0	14	11	3	0	0
Brandon Deaderick	20	12	8	2.0	13.0	2	0	0	0	0	0	0	0	0	0	0	0	0	0
Nate Jones	19	12	7	0.0	0.0	0	0	0	0	1	0	0	0	0	0	0	0	0	0
Shaun Ellis	18	9	9	1.0	7.0	3	0	0	0	0	0	0	0	0	0	0	0	0	0
Leigh Bodden	16	14	2	0.0	0.0	0	0	0	0	4	0	0	0	0	0	0	0	0	0
Gerard Warren	16	9	7	1.0	7.0	3	0	0	0	0	0	1	0	0	0	0	0	0	0
Josh Barrett	14	9	5	0.0	0.0	0	0	0	0	0	0	0	0	0	3	3	0	0	0
Julian Edelman	14	10	4	0.0	0.0	0	0	0	0	0	0	0	0	0	5	5	0	0	0
Matthew Slater	10	8	2	0.0	0.0	0	0	0	0	0	1	0	0	0	17	13	4	0	0
Phillip Adams	8	8	0	0.0	0.0	1	1	0	0	1	0	0	0	0	0	0	0	0	0
Niko Koutouvides	8	6	2	0.0	0.0	0	0	0	0	0	0	0	0	0	9	7	2	0	1
Sterling Moore	7	6	1	0.0	0.0	0	2	26	1	2	0	0	0	0	0	0	0	0	0
Albert Haynesworth	6	3	3	0.0	0.0	2	0	0	0	0	0	0	0	0	0	0	0	0	0
Jeff Tarpinian	4	4	0	0.0	0.0	0	0	0	0	0	0	0	0	0	8	5	3	0	0
Myron Pryor	3	2	1	0.5	4.5	3	0	0	0	0	0	0	0	0	0	0	0	0	0
Ras-I Dowling	3	2	1	0.0	0.0	0	0	0	0	0	0	0	0	0	0	0	0	0	0
Ron Brace	3	1	2	0.0	0.0	0	0	0	0	0	1	0	0	0	0	0	0	0	0
A.J. Edds	2	1	1	0.0	0.0	0	0	0	0	0	0	0	0	0	0	0	0	0	0
Alex Silvestro	2	0	2	0.0	0.0	0	0	0	0	0	0	0	0	0	0	0	0	0	0
Mike Wright	1	0	1	0.5	4.0	1	0	0	0	0	0	0	0	0	0	0	0	0	0
Jermaine Cunningham	1	0	1	0.0	0.0	0	0	0	0	0	0	0	0	0	0	0	0	0	0
Ross Ventrone	1	1	0	0.0	0.0	0	0	0	0	0	0	0	0	0	2	1	1	0	0
Stephen Gostkowski	0	0	0	0.0	0.0	0	0	0	0	0	0	0	0	0	5	3	2	0	0
Zoltan Mesko	0	0	0	0.0	0.0	0	0	0	0	0	0	0	0	0	1	0	1	0	0
Danny Woodhead	0	0	0	0.0	0.0	0	0	0	0	0	0	0	0	0	5	2	3	0	0
Shane Vereen	0	0	0	0.0	0.0	0	0	0	0	0	0	0	0	0	1	0	1	0	0
BenJarvus Green-Ellis	0	0	0	0.0	0.0	0	0	0	0	0	0	0	0	0	2	2	0	0	0
Malcolm Williams	0	0	0	0.0	0.0	0	0	0	0	0	0	0	0	0	1	0	1	0	0
Danny Aiken	0	0	0	0.0	0.0	0	0	0	0	0	0	0	0	0	6	4	2	0	0
Totals	1098	746	352	40.0	274.0	88	23	296	2	58	10	8	0	1	126	88	38	0	2

2011 MISCELLANEOUS STATISTICS

FUMBLES - LOST (13-5)					MISC. OFFENSIVE STATS				
Player	No.	Lost	Own Rec.	O.B.	Player	Tkl	Ast	FF	FR
Tom Brady	6	2	2	0	Deion Branch	2	0	0	0
Julian Edelman	3	1	2	0	BenJarvus Green-Ellis	1	0	0	0
Aaron Hernandez	1	1	0	0	Rob Gronkowski	2	0	0	0
Matthew Slater	1	1	0	0	Matt Light	1	1	0	0
Wes Welker	1	0	0	0	Nate Solder	1	0	0	0
Stevan Ridley	1	0	0	1	Sebastian Vollmer	1	0	0	0
Antwaun Molden	0	0	1	0	Wes Welker	1	1	0	0
Totals	13	5	5	1	Danny Woodhead	2	0	0	0
					Tiquan Underwood	2	0	0	0
					Totals	12	2	0	0

BLOCKED KICKS			
Player	XP	FG	P
	0	0	0
Totals	0	0	0

2011 GAME-BY-GAME TEAM STATISTICS

2011 Season

OFFENSE

DATE	OPPONENT	FIRST DOWNS			NET OFFENSE			RUSHING			PASSING			PENALTY		PUNTS				
		TOTAL	Ru	Pa	Pn	Yds	Plays	Yds	Att	Avg	Net	S/YL	Gross	Att-Cmp	Pct	TD-Int	No	Yds	No	Avg
09/12	at Miami	27	6	20	1	622	71	106	22	4.8	516	1/1	517	48-32	66.7	4-1	7	50	4	38.0
09/18	San Diego	28	4	23	1	504	67	94	25	3.8	410	2/13	423	40-31	77.5	3-0	8	80	2	42.5
09/25	at Buffalo	30	6	21	3	495	71	108	26	4.2	387	0/0	387	45-30	66.7	4-4	8	93	3	46.7
10/02	at Oakland	25	11	11	3	409	61	183	30	6.1	226	1/0	226	30-16	53.3	2-0	5	45	3	49.0
10/09	New York Jets	26	7	15	4	446	72	152	35	4.3	294	4/27	321	33-24	72.7	1-1	6	50	4	51.3
10/16	Dallas	25	7	16	2	371	69	101	25	4.0	371	3/19	289	41-27	65.9	2-2	5	35	2	48.0
10/30	at Pittsburgh	19	3	11	5	213	50	43	12	3.6	170	3/28	198	35-24	68.6	2-0	6	37	4	42.0
11/06	New York Giants	23	6	17	0	438	75	106	24	4.4	332	2/10	342	49-28	57.1	2-2	7	81	5	45.0
11/13	at New York Jets	21	3	17	1	389	67	60	28	2.1	329	0/0	329	39-26	66.7	3-0	9	80	4	46.8
11/21	Kansas City	20	9	11	0	380	65	157	35	4.5	223	3/11	234	27-15	55.6	2-0	3	20	4	50.8
11/27	at Philadelphia	29	7	19	3	457	71	104	35	2.9	353	1/8	361	34-24	70.6	3-0	3	20	3	48.3
12/04	Indianapolis	24	5	19	0	362	63	73	24	3.0	289	1/0	289	38-29	76.3	2-0	3	20	4	46.8
12/11	at Washington	22	6	14	2	431	58	79	20	4.0	352	1/5	352	37-22	59.5	3-1	4	47	3	45.0
12/18	at Denver	26	8	25	3	451	72	141	36	3.9	310	2/10	320	34-23	67.6	2-0	4	30	4	40.5
12/24	Miami	26	10	16	0	400	81	119	31	3.8	281	4/23	304	46-27	58.7	1-0	5	50	6	52.3
01/01	Buffalo	28	9	17	2	480	69	138	29	4.8	360	4/18	360	36-24	66.7	3-1	4	77	2	48.5
2011 Offensive Totals		399	107	262	30	6848	1082	1764	438	4.0	5084	32/173	5257	612-402	65.7	39-12	87	815	57	46.5

DEFENSE

DATE	OPPONENT	FIRST DOWNS			NET OFFENSE			RUSHING			PASSING			PENALTY		PUNTS				
		TOTAL	Ru	Pa	Pn	Yds	Plays	Yds	Att	Avg	Net	S/YL	Gross	Att-Cmp	Pct	TD-Int	No	Yds	No	Avg
09/12	at Miami	25	6	19	0	488	73	98	20	4.9	390	4/26	416	49-30	61.2	2-1	8	60	6	51.2
09/18	San Diego	29	5	20	4	470	66	98	24	4.1	372	2/6	378	40-29	72.5	2-2	6	44	1	35.0
09/25	at Buffalo	24	4	16	4	448	60	79	20	4.0	369	0/0	369	40-27	67.5	2-2	9	77	5	50.6
10/02	at Oakland	24	8	15	1	504	66	160	27	5.9	344	0/0	344	39-25	64.1	1-2	9	85	2	52.0
10/09	New York Jets	14	5	9	0	255	53	97	25	3.9	158	2/8	166	26-16	61.5	2-0	8	89	7	45.6
10/16	Dallas	21	6	15	0	377	67	77	24	3.2	300	2/17	317	41-27	65.9	1-0	10	77	4	51.8
10/30	at Pittsburgh	29	5	23	1	427	78	98	23	4.3	329	5/36	365	50-36	72.0	2-1	8	50	1	31.0
11/06	New York Giants	23	5	15	3	361	68	111	29	3.8	250	0/0	250	39-20	51.3	2-1	6	50	8	43.1
11/13	at New York Jets	22	8	13	1	378	69	110	25	4.4	268	5/38	306	39-20	51.3	0-3	5	56	5	48.4
11/21	Kansas City	16	5	11	0	334	67	125	27	4.6	209	3/21	230	37-25	67.6	0-3	5	34	5	39.8
11/27	at Philadelphia	23	5	17	1	466	67	73	17	4.3	393	2/7	400	48-26	54.2	1-1	10	60	5	39.8
12/04	Indianapolis	26	5	21	0	437	70	99	31	3.2	338	2/15	338	37-30	81.1	2-1	5	29	3	48.0
12/11	at Washington	25	9	13	3	463	69	170	34	5.0	293	2/8	301	33-20	60.6	3-1	8	73	3	37.3
12/18	at Denver	23	13	9	1	393	58	252	31	8.1	141	4/53	194	23-11	47.8	0-0	7	39	3	55.0
12/24	Miami	20	5	13	2	374	65	121	28	4.3	253	5/28	281	32-16	50.0	3-1	6	39	6	44.8
01/01	Buffalo	26	7	16	3	402	68	106	20	5.3	296	2/11	307	46-29	63.0	2-4	5	45	3	41.3
2011 Defensive Totals		370	101	245	24	6577	1064	1874	405	4.5	4703	40/274	4977	619-387	62.5	26-23	115	907	67	45.6



2011 GAME-BY-GAME STATISTICS

PASSING STATISTICS

TOM BRADY

Date	Opponent	Att	Cmp	Yds	Pct	TD	Lg	Int	S	Yds	Rating
09/12	at Miami	48	32	517	66.7	4	99t	1	1	1	121.6
09/18	San Diego	40	31	423	77.5	3	33	0	2	13	135.7
09/25	at Buffalo	45	30	387	66.7	4	33	4	0	0	86.1
10/02	at Oakland	30	16	226	53.3	2	32	0	1	0	100.1
10/09	New York Jets	33	24	321	72.7	1	73	1	4	27	100.7
10/16	Dallas	41	27	289	65.9	2	45	2	3	19	82.3
10/30	at Pittsburgh	35	24	198	68.6	2	23	0	3	28	101.8
11/06	New York Giants	49	28	342	57.1	2	28	2	2	10	75.4
11/13	at New York Jets	39	26	329	66.7	3	53	0	0	0	118.4
11/21	Kansas City	27	15	234	55.6	2	52t	0	3	11	109.2
11/27	at Philadelphia	34	24	361	70.6	3	63	0	1	8	134.6
12/04	Indianapolis	38	29	289	76.3	2	23	0	1	0	114.9
12/11	at Washington	37	22	357	59.5	3	50	1	1	5	107.6
12/18	at Denver	34	23	320	67.6	2	46	0	2	10	117.3
12/24	Miami	46	27	304	58.7	1	42	0	4	23	85.8
01/01	Buffalo	35	23	338	65.7	3	53	1	4	18	113.8
2011 Totals		611	401	5235	65.6	39	99t	12	32	173	105.6

BRIAN HOYER

Date	Opponent	Att	Cmp	Yds	Pct	TD	Lg	Int	S	Yds	Rating
11/27	at Philadelphia	0	0	0	.000	0	0	0	0	0	0.0
12/04	Indianapolis	0	0	0	.000	0	0	0	0	0	0.0
01/01	Buffalo	1	1	22	1.000	0	22	0	0	0	118.8
2011 Totals		1	1	22	1.000	0	22	0	0	0	118.8

Hoyer was active but did not play at Miami (9/12), vs. San Diego (9/18), at Buffalo (9/25), at Oakland (10/02), vs. N.Y. Jets (10/09), vs. Dallas (10/16), at Pittsburgh (10/30), vs. N.Y. Giants (11/06), at N.Y. Jets (11/13), vs. Kansas City (11/21), at Washington (12/11), at Denver (12/18) and vs. Miami (12/24).

2011 GAME-BY-GAME STATISTICS

RUSHING STATISTICS

Date	Opponent	BENJARVUS GREEN-ELLIS					STEVAN RIDLEY					DANNY WOODHEAD				
		No	Yds	Avg	Lg	TD	No	Yds	Avg	Lg	TD	No	Yds	Avg	Lg	TD
09/12	at Miami	7	34	4.9	13	1						14	69	4.9	9	0
09/18	San Diego	17	70	4.1	16t	1	2	9	4.5	6	0	4	12	3.0	5	0
09/25	at Buffalo	10	18	1.8	5	0	6	42	7.0	16	0	6	21	3.5	10	0
10/02	at Oakland	16	75	4.7	15	1	10	97	9.7	33t	1	2	13	6.5	12	0
10/09	New York Jets	27	136	5.0	15	2	7	13	1.9	5	0	Inactive				
10/16	Dallas	14	58	4.1	9	0	3	19	6.3	16	0	4	7	1.8	5	0
10/30	at Pittsburgh	5	9	1.8	3	0	Did Not Play					0	0	0.0	0	0
11/06	New York Giants	12	52	4.3	18	0	3	10	3.3	13	0	7	26	3.7	9	0
11/13	at New York Jets	8	8	1.0	6	0	5	4	0.8	3	0	7	38	5.4	9	0
11/21	Kansas City	20	81	4.1	12	0	0	0	0.0	0	0	5	27	5.4	12	0
11/27	at Philadelphia	14	44	3.1	8	2	4	4	1.0	6	0	4	20	5.0	10	0
12/04	Indianapolis	6	14	2.3	5	1	8	33	4.1	8	0	4	12	3.0	5	0
12/11	at Washington	5	19	3.8	13	0	0	0	0.0	0	0	8	41	5.1	12	0
12/18	at Denver	10	17	1.7	7	1	11	65	5.9	24	0	7	40	5.7	10t	1
12/24	Miami	3	10	3.3	5	0	13	64	4.9	18	0	4	20	5.0	8	0
01/01	Buffalo	7	62	3.1	21	2	15	81	5.4	21	0	1	5	5.0	5	0
2011 Totals		181	667	3.7	18	11	87	441	5.1	33t	1	77	351	4.6	12	1

Date	Opponent	TOM BRADY					KEVIN FAULK					SHANE VEREEN				
		No	Yds	Avg	Lg	TD	No	Yds	Avg	Lg	TD	No	Yds	Avg	Lg	TD
09/12	at Miami	1	3	3.0	3	0	Did Not Play - PUP					Inactive				
09/18	San Diego	2	3	1.5	4	0	Did Not Play - PUP					Inactive				
09/25	at Buffalo	1	5	5.0	5	0	Did Not Play - PUP					Did Not Play				
10/02	at Oakland	1	-1	-1.0	-1	0	Did Not Play - PUP					0	0	0.0	0	0
10/09	New York Jets	1	3	3.0	3	0	Did Not Play - PUP					0	0	0.0	0	0
10/16	Dallas	4	17	4.3	5	0	Did Not Play - PUP					0	0	0.0	0	0
10/30	at Oakland	0	0	0.0	0	0	6	32	5.3	9	0	Inactive				
11/06	New York Giants	1	5	5.0	5	0	Inactive					Did Not Play				
11/13	at New York Jets	3	2	0.7	3	0	5	8	1.6	6	0	Inactive				
11/21	Kansas City	2	10	5.0	8	0	Inactive					8	39	4.9	19	1
11/27	at Philadelphia	5	28	5.6	13	0	0	0	0.0	0	0	7	18	2.6	8	0
12/04	Indianapolis	3	7	2.3	5	0	2	5	2.5	3	0	Inactive				
12/11	at Washington	4	8	2.0	5	0	3	11	3.7	6	0	Inactive				
12/18	at Denver	6	2	0.3	2	1	1	1	1.0	1	0	Inactive				
12/24	Miami	9	17	1.9	5	2	0	0	0.0	0	0	Inactive				
01/01	Buffalo	0	0	0.0	0	0	Inactive					Inactive				
2011 Totals		43	109	2.5	13	3	17	57	3.4	9	0	15	57	3.8	19	1

Date	Opponent	WES WELKER					AARON HERNANDEZ					JULIAN EDELMAN				
		No	Yds	Avg	Lg	TD	No	Yds	Avg	Lg	TD	No	Yds	Avg	Lg	TD
09/12	at Miami	0	0	0.0	0	0	0	0	0.0	0	0	0	0	0	0	0
09/18	San Diego	0	0	0.0	0	0	0	0	0.0	0	0	0	0	0.0	0	0
09/25	at Buffalo	1	19	19.0	19	0	0	0	0.0	0	0	2	3	1.5	2	0
10/02	at Oakland	0	0	0.0	0	0	0	0	0.0	0	0	1	-1	-1.0	-1	0
10/09	New York Jets	0	0	0.0	0	0	0	0	0.0	0	0	Inactive				
10/16	Dallas	0	0	0.0	0	0	0	0	0.0	0	0	Inactive				
10/30	at Pittsburgh	0	0	0.0	0	0	1	2	2.0	2	0	Inactive				
11/06	New York Giants	1	13	13.0	13	0	0	0	0.0	0	0	0	0	0.0	0	0
11/13	at New York Jets	0	0	0.0	0	0	0	0	0.0	0	0	0	0	0.0	0	0
11/21	Kansas City	0	0	0.0	0	0	0	0	0.0	0	0	0	0	0.0	0	0
11/27	at Philadelphia	1	-9	-9.0	-9	0	0	0	0.0	0	0	0	0	0.0	0	0
12/04	Indianapolis	0	0	0.0	0	0	0	0	0.0	0	0	0	0	0.0	0	0
12/11	at Washington	0	0	0.0	0	0	0	0	0.0	0	0	0	0	0.0	0	0
12/18	at Denver	0	0	0.0	0	0	1	16	16.0	16	0	0	0	0.0	0	0
12/24	Miami	1	7	7.0	0	0	1	1	1.0	0	0	0	0	0.0	0	0
01/01	Buffalo	0	0	0.0	0	0	2	26	13.0	19	0	1	6	6.0	6	0
2011 Totals		4	30	7.5	19	0	5	45	9.0	19	0	4	8	2.0	6	0

Other Rushing Statistics:

Rob Gronkowski - 1 rushes for 2 yards, TD vs. Indianapolis (12/04).

Brian Hoyer - Total: 4 rushes for -3 yards. 1-(1)at Philadelphia (11/27), 3-(2) vs. Buffalo (01/01).



2011 GAME-BY-GAME STATISTICS

RECEIVING STATISTICS

		WES WELKER					ROB GRONKOWSKI					AARON HERNANDEZ				
Date	Opponent	No	Yds	Avg	Lg	TD	No	Yds	Avg	Lg	TD	No	Yds	Avg	Lg	TD
09/12	at Miami	8	160	20.0	99t	2	6	86	14.3	24	1	7	103	14.7	30	1
09/18	San Diego	7	81	11.6	17	0	4	86	21.5	30	2	7	62	8.9	16	1
09/25	at Buffalo	16	217	13.6	33	2	7	109	15.6	29	2	Inactive				
10/02	at Oakland	9	158	17.6	32	1	1	15	15.0	15	0	Inactive				
10/09	New York Jets	5	124	24.8	73	0	4	31	7.8	17	0	5	56	11.2	21	0
10/16	Dallas	6	45	7.5	13	1	7	74	10.6	20	0	8	68	8.5	16	1
10/30	at Pittsburgh	6	39	6.5	10	0	7	94	13.4	23	0	2	9	4.5	8	1
11/06	New York Giants	9	136	15.1	28	0	8	101	12.6	27	1	4	35	8.8	15	1
11/13	at New York Jets	6	46	7.7	14	0	8	113	14.1	23	2	4	41	10.3	15	0
11/21	Kansas City	2	22	11.0	16	0	4	96	24.0	52t	2	4	44	11.0	13	0
11/27	at Philadelphia	8	115	14.4	41t	2	4	59	14.8	24t	1	6	62	10.3	18	0
12/04	Indianapolis	11	110	10.0	18	0	5	64	12.8	21t	2	7	43	6.1	23	0
12/11	at Washington	7	86	12.3	24t	1	6	160	26.7	50	2	5	84	16.8	15	0
12/18	at Denver	4	41	10.3	19	0	4	53	13.3	38	0	9	129	14.3	46	1
12/24	Miami	12	138	11.5	42	0	7	78	11.1	22	0	4	36	9.0	15	0
01/01	Buffalo	6	51	8.5	15	0	8	108	13.5	22	2	7	138	19.7	44	1
2011 Totals		122	1569	12.9	99t	9	90	1327	14.7	52t	17	79	910	11.5	46	7

		DEION BRANCH					DANNY WOODHEAD					CHAD OCHOJCINCO				
Date	Opponent	No	Yds	Avg	Lg	TD	No	Yds	Avg	Lg	TD	No	Yds	Avg	Lg	TD
09/12	at Miami	7	93	13.3	24	0	1	6	6.0	6	0	1	14	14.0	14	0
09/18	San Diego	8	129	16.1	33	0	2	15	7.5	9	0	2	45	22.5	30	0
09/25	at Buffalo	0	0	0.0	0	0	3	20	6.7	13	0	2	28	14.0	19	0
10/02	at Oakland	1	4	4.0	4	1	0	0	0.0	0	0	2	26	13.0	15	0
10/09	New York Jets	7	74	10.6	29	1	Inactive					2	23	11.5	16	0
10/16	Dallas	3	69	23.0	45	0	2	22	11.0	13	0	0	0	0.0	0	0
10/30	at Pittsburgh	4	36	9.0	16	1	0	0	0.0	0	0	0	0	0.0	0	0
11/06	New York Giants	2	21	10.5	15	0	3	34	11.3	14	0	0	0	0.0	0	0
11/13	at New York Jets	5	58	11.6	20	1	1	6	6.0	6	0	2	65	32.5	53	0
11/21	Kansas City	2	19	9.5	12	0	2	28	14.0	16	0	0	0	0.0	0	0
11/27	at Philadelphia	6	125	20.8	63	0	0	0	0.0	0	0	Inactive				
12/04	Indianapolis	3	37	12.3	17	0	0	0	0.0	0	0	1	12	12.0	12	0
12/11	at Washington	0	0	0.0	0	0	1	4	4.0	4	0	1	15	15.0	15	0
12/18	at Denver	Inactive					1	12	12.0	12	0	1	33	33.0	33t	1
12/24	Miami	3	37	12.3	31	1	0	0	0.0	0	0	1	15	15.0	15	0
01/01	Buffalo	0	0	0.0	0	0	2	10	5.0	6	0	0	0	0.0	0	0
2011 Totals		51	702	13.8	63	5	18	157	8.7	16	0	15	276	18.4	53	1

		BENJARVUS GREEN-ELLIS					KEVIN FAULK					JULIAN EDELMAN				
Date	Opponent	No	Yds	Avg	Lg	TD	No	Yds	Avg	Lg	TD	No	Yds	Avg	Lg	TD
09/12	at Miami	0	0	0.0	0	0	Did Not Play - PUP					1	9	9.0	9	0
09/18	San Diego	1	5	5.0	5	0	Did Not Play - PUP					0	0	0.0	0	0
09/25	at Buffalo	0	0	0.0	0	0	Did Not Play - PUP					1	5	5.0	5	0
10/02	at Oakland	1	9	9.0	9	0	Did Not Play - PUP					1	11	11.0	11	0
10/09	New York Jets	1	13	13.0	13	0	Did Not Play - PUP					Inactive				
10/16	Dallas	1	11	11.0	11	0	Did Not Play - PUP					Inactive				
10/30	at Pittsburgh	0	0	0.0	0	0	5	20	4.0	18	0	Inactive				
11/06	New York Giants	1	11	11.0	11	0	Inactive					0	2	0.0	2	0
11/13	at New York Jets	0	0	0.0	0	0	0	0	0.0	0	0	0	0	0.0	0	0
11/21	Kansas City	1	25	25.0	25	0	Inactive					0	0	0.0	0	0
11/27	at Philadelphia	0	0	0.0	0	0	0	0	0.0	0	0	0	0	0.0	0	0
12/04	Indianapolis	0	0	0.0	0	0	1	13	13.0	0	0	0	0	0.0	0	0
12/11	at Washington	0	0	0.0	0	0	1	1	1.0	1	0	0	0	0.0	0	0
12/18	at Denver	2	32	16.0	21	0	0	0	0.0	0	0	1	7	7.0	7	0
12/24	Miami	0	0	0.0	0	0	0	0	0.0	0	0	0	0	0.0	0	0
01/01	Buffalo	1	53	53.0	53	0	Inactive					0	0	0.0	0	0
2011 Totals		9	159	17.7	53	0	7	34	4.9	18	0	4	34	8.5	11	0

Other Receiving Statistics:

Tiquan Underwood - Total: 3 receptions for 30 yards. 1-10 vs. Indianapolis (12/04), 1-7 at Washington (12/11), 1-13 at Denver (12/18).

Stevan Ridley - Total: 3 receptions for 13 yards. 1-8 at Buffalo (9/25), 1-3 at Oakland (10/02), 1-2 vs. New York Giants (11/06).

Matthew Slater - Total: 1 reception for 46 yards. 1-46 at Miami (9/12).



2011 Season

Tabulated from Coaching Grades208

2011 GAME-BY-GAME STATISTICS

DEFENSIVE STATISTICS

Tabulated from Coaching Grades

		JULIAN EDELMAN											SHAUN ELLIS											DANE FLETCHER														
Date	Opponent	TT	UT	A	S	Yds	QH	Int	Yds	PD	FF	FR	SpT	TT	UT	A	S	Yds	QH	Int	Yds	PD	FF	FR	SpT	TT	UT	A	S	Yds	QH	Int	Yds	PD	FF	FR	SpT	
09/12	at MIA													1	1	0											1	0	1		2							
09/18	SD													2	1	1											4	3	1		1						1	
09/25	at BUF													0	0	0											0	0	0		1							
10/02	at OAK													1	0	1		1									4	4	0									
10/09	NYJ							Inactive						1	1	0											0	0	0								1	
10/16	DAL							Inactive						3	2	1											0	0	0								1	
10/30	at PIT							Inactive						0	0	0																						
11/06	NYG																	Inactive													Inactive							
11/13	at NYJ	1	1	0										0	0	0																						
11/21	KC	1	1	0														Did Not Play																				
11/27	at PHI	4	3	1										0	0	0																						
12/04	IND	0	0	0										0	0	0																						
12/11	at WAS	3	1	2									2	3	1	2											10	6	4		1						1	
12/18	at DEN	0	0	0									3	2	0	2											3	2	1							1		
12/24	MIA	0	0	0										5	3	2	1.07.0	2									8	4	4		1				1		1	
01/01	BUF	5	4	1										0	0	0											7	6	1									
2011 TOTALS		14	10	4	0	0	0	0	0	0	0	0	5	18	9	9	1.07.0	3	0	0	0	0	0	0	0	0	37	25	12	0	6	0	0	0	1	1	5	
		GARY GUYTON											JAMES IHEDIGBO											NATE JONES														
Date	Opponent	TT	UT	A	S	Yds	QH	Int	Yds	PD	FF	FR	SpT	TT	UT	A	S	Yds	QH	Int	Yds	PD	FF	FR	SpT	TT	UT	A	S	Yds	QH	Int	Yds	PD	FF	FR	SpT	
09/12	at MIA	3	3	0										0	0	0																						
09/18	SD							Inactive						2	0	2																						
09/25	at BUF	3	2	1										0	0	0																						
10/02	at OAK	5	4	1										1	1	0																						
10/09	NYJ	8	6	2										7	5	2																						
10/16	DAL	9	6	3										7	2	5																						
10/30	at PIT	3	1	2				1	17	1				7	7	0																						
11/06	NYG	5	3	2										4	4	0																						
11/13	at NYJ							Did not Play						8	6	2																						
11/21	KC	5	3	2										5	3	2																						
11/27	at PHI	2	2	0										6	4	2																						
12/04	IND	3	3	0										5	4	1											9	7	2							1		
12/11	at WAS							Did not Play						4	4	0																						
12/18	at DEN	0	0	0										7	4	3																						
12/24	MIA	0	0	0										8	6	2																						
01/01	BUF	0	0	0										1	0	1																						
2011 TOTALS		46	33	13	0	0	1	17	1	0	0	0	0	72	50	22	0	0	0	0	1	0	0	4	19	12	7	0	0	0	0	0	1	0	0	0	0	
		NIKO KOUTOUVIDES											KYLE LOVE											JEROD MAYO														
Date	Opponent	TT	UT	A	S	Yds	QH	Int	Yds	PD	FF	FR	SpT	TT	UT	A	S	Yds	QH	Int	Yds	PD	FF	FR	SpT	TT	UT	A	S	Yds	QH	Int	Yds	PD	FF	FR	SpT	
09/12	at MIA													0	0	0											5	5	0									
09/18	SD													2	2	0											15	9	6							1		
09/25	at BUF													5	3	2											5	5	0									
10/02	at OAK													2	2	0											4	2	2									
10/09	NYJ													5	4	1																						
10/16	DAL													3	2	1																						
10/30	at PIT													1	1	0	1.01.0	1																				
11/06	NYG							Signed to 53-man roster 11/9/11						6	4	2		1									7	4	3									
11/13	at NYJ	0	0	0									1	5	2	3											5	3	2									
11/21	KC	0	0	0									2	2	2	0											11	7	4		1							
11/27	at PHI	0	0	0									1	2	2	0	1.00.0	1									5	3	2									
12/04	IND	8	6	2									1	6	1	5											7	4	3		2	1	2	2				
12/11	at WAS	0	0	0									1	7	1	6		1									8	4	4		1	1	2	1				
12/18	at DEN	0	0	0									1	5	2	3											8	7	1									
12/24	MIA	0	0	0									1	3	1	2											12	7	5	1.05.0	2							
01/01	MIA	0	0	0										1	1	0	1.03.0	1									8	6	2							1		
2011 TOTALS		8	6	2	0	0	0	0	0	0	0	1	9	55	30	25	3.014.0	5	0	0	0	0	0	1	0	103	67	36	1.05.0	6	2	4	4	1	0	0		

2011 GAME-BY-GAME STATISTICS

DEFENSIVE STATISTICS

Tabulated from Coaching Grades

		DEVIN MCCOURTY											ANTWAUN MOLDEN											STERLING MOORE														
Date	Opponent	TT	UT	A	S	Yds	QH	Int	Yds	PD	FF	FR	SpT	TT	UT	A	S	Yds	QH	Int	Yds	PD	FF	FR	SpT	TT	UT	A	S	Yds	QH	Int	Yds	PD	FF	FR	SpT	
09/12	at MIA	11	10	1					2				1	0	0	0									1													
09/18	SD	2	2	0										0	0	0																						
09/25	at BUF	8	8	0					1					1	0	1																						
10/02	at OAK	9	7	2										2	2	0																						
10/09	NYJ	5	1	4									1	0	0	0								2														
10/16	DAL	6	4	2										2	2	0								2														
10/30	at PIT	11	7	4										5	2	3																						
11/06	NYG	6	4	2										0	0	0																						
11/13	at NYJ	3	3	0									1	3	3	0								1		1	1	0										
11/21	KC							Inactive						5	4	1							1	2		2	2	0										
11/27	at PHI							Inactive						4	3	1							1	27	1		2	2	0									
12/04	IND	4	4	0										0	0	0								1		1	1	0										
12/11	at WAS	9	7	2					3				1	0	0	0																						
12/18	at DEN	4	4	0					1				1	0	0	0								1														
12/24	MIA	9	5	4				1	0	4				0	0	0																						
01/01	BUF	7	5	2				1	38	1				6	6	0								1	13	1		1	1	0			2	26	2			
2011 TOTALS		94	71	230	0	0	2	38	12	0	0	5		28	22	6	0	0	0	2	40	3	0	0	11		7	6	1	0	0	0	2	26	2	0	0	0
		ROB NINKOVICH											MATTHEW SLATER											BRANDON SPIKES														
Date	Opponent	TT	UT	A	S	Yds	QH	Int	Yds	PD	FF	FR	SpT	TT	UT	A	S	Yds	QH	Int	Yds	PD	FF	FR	SpT	TT	UT	A	S	Yds	QH	Int	Yds	PD	FF	FR	SpT	
09/12	at MIA	1	1	0				1																	1													
09/18	SD	0	0	0		1.0	0.0	1				1												1		3	2	1										
09/25	at BUF	1	1	0																				1		5	2	3										
10/02	at OAK	5	4	1																				2		6	3	3										
10/09	NYJ	6	3	3		0.5	0.0	1																1		6	6	0										
10/16	DAL	5	3	2					1															0		8	7	1			1							
10/30	at PIT	3	2	1																				1		14	10	4						1				
11/06	NYG	7	2	5				1				1												1		6	5	1										
11/13	at NYJ	5	5	0				2	30	2															3													
11/21	KC	6	6	0		1.0	5.0	2																1														
11/27	at PHI	3	3	0		1.0	7.0	1																0														
12/04	IND	3	3	0		1.0	8.0	1						7	7	0								1	0													
12/11	at WAS	6	6	0										2	0	2									1													
12/18	at DEN	5	4	1		1.0	28.0	1				1		1	1	0			4																			
12/24	MIA	4	3	1		1.0	6.0					1	1	0	0	0			0																			
01/01	BUF	2	0	2										0	0	0								0		3	1	2										
2011 TOTALS		62	46	166	5	54.0	9	2	30	4	1	2	1	10	8	2	0	0	0	0	0	0	1	0	17		51	36	150	0	1	0	0	1	0	0	0	0
		GERARD WARREN											TRACY WHITE											VINCE WILFORK														
Date	Opponent	TT	UT	A	S	Yds	QH	Int	Yds	PD	FF	FR	SpT	TT	UT	A	S	Yds	QH	Int	Yds	PD	FF	FR	SpT	TT	UT	A	S	Yds	QH	Int	Yds	PD	FF	FR	SpT	
09/12	at MIA													0	0	0								1		1	0	1	0.545	1								
09/18	SD													0	0	0							2		5	3	2			2	1	28	1					
09/25	at BUF													0	0	0																						
10/02	at OAK	1	1	0				1						1	1	0																						
10/09	NYJ	1	1	0										0	0	0								2		3	1	2										
10/16	DAL	2	2	0								1		0	0	0																		1	1			
10/30	at PIT	4	1	3										0	0	0								1		9	6	3	1.060	1								
11/06	NYG	0	0	0										1	1	0																						
11/13	at NYJ	0	0	0										4	4	0								3		3	2	1										
11/21	KC	2	1	1				1						4	3	1								2		4	3	1										
11/27	at PHI	0	0	0										5	4	1								1		2	0	2										
12/04	IND	3	0	3										4	2	2									1		11	9	2	1.070	1							
12/11	at WAS													5	3	2								1	1		6	4	2								1	
12/18	at DEN	2	2	0		1.0	7.0	1						1	1	0																						
12/24	MIA	1	1	0										0	0	0																					1	
01/01	BUF	0	0	0																																		
2011 TOTALS		16	9	7	1.0	7.0	3	0	0	0	0	1	0	25	19	6	0	0	0	0	0	1	0	0	14		74	45	29	3.5175	8	2	47	3	1	2	0	

Other Defensive stats:

P. Adams 8 TT, 1 QH, 1 INT 0 YDS, 1 PD; D. Aiken 6 SpT; S. Gostkowski 5 SpT; B. Green-Ellis 2 SpT; Z. Mesko 1 SpT; J. Cunningham 1 TT; R. Dowling 3 TT; A. Edds 2 TT, A. Haynesworth 6 TT, 2 QH, E. Moore 0 TT; M. Pryor 3 TT, 0.5 S 4.5 YDS, 3 QH; A. Silvestro 2 TT; J. Tarpinian 4 TT; R. Ventrone 1 TT 2 SpT, S. Vereen 1 SpT; M. Wright 1 TT, 0.5 S 4.0 YDS, 1 QH; D. Woodhead 5 SpT.



2011 GAME-BY-GAME STATISTICS

ADDITIONAL SPECIAL TEAMS TACKLES

Date	Opp.	Slater TT-S-A	White TT-S-A	Koutouvides TT-S-A	Aiken TT-S-A	Gostkowski TT-S-A	Woodhead TT-S-A
09/12 at MIA		1-1-0	2-2-0		1-1-0	1-1-0	1-1-0
09/18 SD		1-1-0	1-0-1		0-0-0	0-0-0	0-0-0
09/25 at BUF		1-1-0	0-0-0		0-0-0	0-0-0	0-0-0
10/02 at OAK		2-1-1	0-0-0		1-1-0	0-0-0	0-0-0
10/09 NYJ		1-1-0	2-2-0		0-0-0	1-0-1	Inactive
10/16 DAL		0-0-0	0-0-0		0-0-0	0-0-0	0-0-0
10/30 at PIT		1-1-0	1-1-0		0-0-0	0-0-0	1-1-0
11/06 NYG		1-1-0	2-1-1	Signed 11/9/11	0-0-0	0-0-0	0-0-0
11/13 at NYJ		3-3-0	1-1-0	2-1-1	1-1-0	2-1-1	1-1-0
11/21 KC		1-0-1	2-2-0	2-2-0	1-0-1	0-0-0	1-0-1
11/27 at PHI		0-0-0	1-0-1	1-1-0	0-0-0	0-0-0	0-0-0
12/04 IND		0-0-0	1-1-0	1-1-0	0-0-0	0-0-0	0-0-0
12/11 at WAS		1-0-1	1-1-0	1-1-0	0-0-0	0-0-0	0-0-0
12/18 at DEN		4-3-1	0-0-0	1-0-1	0-0-	0-0-0	0-0-0
12/24 MIA		0-0-0	0-0-0	1-1-0	2-1-1	1-1-0	1-0-1
01/01 BUF		0-0-0	0-0-0	0-0-0	0-0-0	0-0-0	0-0-0
2011 Totals		17-3-4	14-11-3	9-7-2	6-4-2	5-3-2	5-2-3

2011 KICKING TOTALS

2011 KICKING TOTALS STEPHEN GOSTKOWSKI										2011 PUNTING TOTALS ZOLTAN MESKO									
Date	Opponent	XP-XPA	XP Pct.	FG-FGA	Blk	FG Pct.	Pts.	No.	Yds	Avg	Net	TB	In 20	Lg	B				
09/12 at Miami		5-5	100%	1-2	0	50%	8	4	152	38.0	30.3	1	1	39	0				
09/18 San Diego		3-3	100%	2-2	0	100%	9	2	85	42.5	43.5	0	1	54	0				
09/25 at Buffalo		4-4	100%	1-1	0	100%	7	3	140	46.7	40.0	0	2	57	0				
10/02 at Oakland		4-4	100%	1-1	0	100%	7	3	147	49.0	43.0	0	2	51	0				
10/09 New York Jets		3-3	100%	3-3	0	100%	12	4	205	51.5	41.3	1	1	56	0				
10/16 Dallas		2-2	100%	2-2	0	100%	8	2	96	48.0	46.5	0	1	53	0				
10/30 at Pittsburgh		2-2	100%	1-2	0	50%	5	4	168	42.0	39.0	0	1	53	0				
11/06 New York Giants		2-2	100%	2-3	0	67%	8	5	225	45.0	45.0	0	0	50	0				
11/13 New York Jets		4-4	100%	3-3	0	100%	13	4	187	46.8	43.8	0	2	58	0				
11/21 Kansas City		4-4	100%	2-2	0	100%	10	4	203	50.8	33.0	0	0	52	0				
11/27 at Philadelphia		5-5	100%	1-2	0	50%	8	3	145	48.3	48.3	0	2	55	0				
12/04 Indianapolis		4-4	100%	1-1	0	100%	7	4	187	46.8	41.5	0	2	52	0				
12/11 at Washington		4-4	100%	2-2	0	100%	10	3	135	45.0	38.3	1	1	61	0				
12/18 at Denver		5-5	100%	2-2	0	100%	11	4	162	40.5	39.5	0	3	43	0				
12/24 Miami		3-3	100%	2-3	0	67%	9	6	314	52.3	48.2	0	4	65	0				
01/01 Buffalo		5-5	100%	2-2	0	100%	11	2	97	48.5	46.0	0	1	51	0				
2011 TOTALS		59-59	100%	28-33	0	84.8%	143	57	2648	46.5	41.5	3	24	65	0				

KICK RETURNS

DANNY WOODHEAD						JULIAN EDELMAN					
Date	Opp.	KR	Yds	Avg	LG TD	KR	Yds	Avg	LG TD		
09/12 at MIA						2	65	32.5	37	0	
09/18 SD						2	39	19.5	20	0	
09/25 at BUF						3	63	21.0	29	0	
10/02 at OAK						2	47	23.5	26	0	
10/09 NYJ	Inactive					Inactive					
10/16 DAL						Inactive					
10/30 at PIT		4	74	18.5	21	0					
11/06 NYG		2	41	20.5	24	0	1	22	22.0	22	0
11/13 at NYJ		2	42	21.0	22	0					
11/21 KC		1	18	18.0	18	0					
11/27 at PHI		3	77	25.7	34	0					
12/04 IND						2	48	24.0	27	0	2
12/11 at WAS		2	39	19.5	21	0					
12/18 at DEN						3	0	23	7.7	14	
12/24 MIA		3	83	27.7	37	0					
01/01 BUF		3	63	21.0	23	0					
2011 Totals		20	437	21.9	37	0	12	284	23.7	37	0

Miscellaneous Kickoff Returns:

S. Ridley - 7 returns for 152 yards; M. Slater - 4 returns for 68 yards;
D. McCourty - 1 return for 24 yards; R. Gronkowski - 1 return for 11 yards
R. Ninkovich - 1 return for 10 yards; K. Faulk - 1 return for 0 yards

PUNT RETURNS

JULIAN EDELMAN						WES WELKER					
PR	FC	Yds	Avg	LG	TD	PR	FC	Yds	Avg	LG	TD
5	0	59	11.8	17	0						
3	1	31	10.3	18	0						
1	0	15	15.0	15	0						
						4	1	54	13.5	25	0
						3	0	27	9.0	12	0
						1	0	1	1.0	1	0
5	2	17	3.4	10	0						
1	1	16	16.0	16	0						
2	0	81	40.5	72t	1						
2	1	13	6.5	14	0						
1	1	9	9.5	11	0						
2	0	18	9.0	16	0						
0											
2	1	8	4.0	7	0						
						0	1	0	0.0	0	0
28	7	300	10.7	72t	1	8	6	82	10.3	25	0

Other Punt Returns:

Kevin Faulk - 2 returns for 11 yards



2011 HONORS AND AWARDS

QB TOM BRADY

- AFC Offensive Player of the Week (Wk. 1 at Miami)
- AFC Offensive Player of the Week (Wk. 2 vs. San Diego)
- AFC Offensive Player of the Month (November)
- AFC Offensive Player of the Week (Wk. 16 vs. Miami)
- AFC Offensive Player of the Month (December/January)
- AFC Pro Bowl starter

OL MARCUS CANNON

- Ed Block Courage Award

DE ANDRE CARTER

- AFC Defensive Player of the Week (Wk. 10 at NY Jets)
- AFC Pro Bowl starter

WR JULIAN EDELMAN

- AFC Special Teams Player of the Week (Wk. 11 vs. KC)

TE ROB GRONKOWSKI

- Associated Press All Pro: First Team
- AFC Offensive Player of the Week (Wk. 14 at Washington)
- AFC Pro Bowl starter
- *Pro Football Weekly* All-NFL Team

- *The Sporting News* All-Pro
- *Sports Illustrated* All-Pro

G LOGAN MANKINS

- AFC Pro Bowl starter
- Associated Press All Pro: Second Team

DB STERLING MOORE

- Pepsi NFL Rookie of the Week (Wk17 vs. Buffalo)

WR MATTHEW SLATER

- AFC Pro Bowl (special teams)

OL NATE SOLDER

- *Pro Football Weekly* All-Rookie Team

G BRIAN WATERS

- AFC Pro Bowl starter

WR WES WELKER

- Associated Press All Pro: First Team
- AFC Pro Bowl starter
- *Pro Football Weekly* All-NFL Team
- *The Sporting News* All-Pro

NT VINCE WILFORK

- AFC Pro Bowl starter
- Associated Press All Pro: Second Team

2011 PRO BOWL

For the second year in a row, eight members of the New England Patriots have been selected to the Pro Bowl. Quarterback Tom Brady, DE Andre Carter, TE Rob Gronkowski, G Logan Mankins, WR Mathew Slater (special teams), G Brian Waters, WR Wes Welker and DT Vince Wilfork have been selected to represent the New England Patriots and the AFC in the 2011 Pro Bowl on January 29 at Aloha Stadium in Hawaii. The seven positional players were selected as starters.

It is the seventh Pro Bowl selection for Brady (2001, 2004, 2005, 2007, 2009, 2010 and 2011), sixth for Waters (2004, 2005, 2006, 2008, 2010 and 2011) and fourth for Mankins (2007, 2009, 2010 and 2011), Welker (2008, 2009, 2010 and 2011) and Wilfork (2007, 2009, 2010 and 2011). Carter, Gronkowski and Slater earned their first Pro Bowl invitations.

2011 TELEVISION RATINGS

PATRIOTS 2010 RATINGS IN BOSTON TV MARKET

Date	Opp.	Net.	Boston TV	HH Rat.	HH Share
09/12	at Miami	ESPN	WCVB	37.10	56
09/18	San Diego	CBS	WBZ	35.30	61
09/25	at Buffalo	CBS	WBZ	27.37	60
10/02	at Oakland	CBS	WBZ	34.12	57
10/09	NY Jets	CBS	WBZ	31.08	61
10/16	Dallas	FOX	WFXT	37.10	62
10/30	at Pittsburgh	CBS	WBZ	Not Recorded	Not Recorded
11/06	NY Giants	FOX	WFXT	38.50	60
11/13	at NY Jets	NBC	WHDH	35.70	55
11/21	Kansas City	ESPN	WCVB	34.40	52
11/27	at Philadelphia	CBS	WBZ	38.70	60
12/04	Indianapolis	CBS	WBZ	33.60	65
12/11	at Washington	CBS	WBZ	34.40	67
12/18	at Denver	CBS	WBZ	42.65	68
12/24	Miami	CBS	WBZ	30.32	61
01/01	Buffalo	CBS	WBZ	37.10	56
			AVERAGE	35.20	60

*Each ratings point represents one percent of the 2.4 million homes in the Boston TV market. Share represents the percentage of televisions that are tuned in to a program as a proportion of all of the televisions that are turned on at a given time.



2011 PLAYER PARTICIPATION CHART

	GP/GS/DNP/INA	9/12 at Miami	9/18 San Diego	9/25 at Buffalo	10/02 at Oakland	10/09 New York Jets	10/16 Dallas	10/30 at Pittsburgh	11/06 New York Giants	11/13 at New York Jets	11/21 Kansas City	11/27 at Philadelphia	12/4 Indianapolis	12/11 at Washington	12/18 at Denver	12/24 Miami	1/1 Buffalo	1/14 Denver	1/22 Baltimore	2/5 N.Y. Giants
Adams, Phillip	6/0/1/0		dnp	sub											Released 11/29/11					
Alken, Danny	16/0/0/0	sub	sub	sub	sub	sub	sub	sub	sub	sub	sub	sub	sub	sub	sub	sub	sub	sub	sub	sub
Anderson, Mark	16/1/0/0	sub	sub	sub	sub	sub	sub	sub	sub	sub	sub	sub	sub	sub	sub	sub	sub	sub	sub	sub
Arrington, Kyle	16/14/0/0	sub	sub	RCB	RCB	RCB	RCB	RCB	RCB	RCB	RCB	RCB	RCB	RCB	RCB	RCB	RCB	RCB	RCB	RCB
Barrett, Josh	5/4/0/3	S	S	S	S	X	X	X							Placed on Injured Reserve 11/8/11					
Bodden, Leigh	5/1/0/1	sub	sub	DB	X	sub	sub								Released 10/28/11					
Brace, Ron	7/0/0/2				PUP List				sub	sub	sub	sub	sub	sub	X	X	X	sub	X	X
Brady, Tom	16/16/0/0	QB	QB	QB	QB	QB	QB	QB	QB	QB	QB	QB	QB	QB	QB	QB	QB	QB	QB	QB
Branch, Deion	15/15/0/1	WR	WR	WR	WR	WR	WR	WR	WR	WR	WR	WR	WR	WR	X	WR	WR	WR	WR	WR
Brown, Sergio	15/3/0/1	sub	S	S	sub	sub	X	sub	sub	sub	sub	sub	sub	sub	sub	S	sub	sub	sub	sub
Cannon, Marcus	7/0/0/0			Activated from NFL List 11/16/11											sub	sub	sub	sub	sub	sub
Carter, Andre	14/14/0/0	RE	RE	RE	RE	RE	RE	RE	RE	RE	RE	RE	RE	RE	RE	Placed on IR 12/20/11				
Chung, Patrick	8/8/0/8	S	S	X	S	S	S	S	S	X	X	X	X	X	X	X	S	S	S	S
Cohen, London	1/0/0/0	Signed 9/21		sub											Released 9/27/11					
Connolly, Dan	13/11/0/3	sub	C	C	C	C	C	C	C	C	C	C	C	C	sub	C	C	C	C	C
Cunningham, Jermaine	9/0/0/3	X	sub	sub	sub	sub	sub	X	sub	sub	sub	sub	sub	sub	sub	Placed on IR 12/10/11				
Deaderick, Brandon	10/5/0/0				PUP List										sub	RE	RE	DT	RE	RE
Dowling, Ras-I	2/2/1/3	CB	CB	X	X	dnp	X								Placed on Injured Reserve 10/29/11					
Edds, A.J.	2/0/0/0	sub	sub	sub	sub	X	X	X	sub	sub	sub	sub	sub	sub	sub	sub	sub	sub	sub	sub
Edelman, Julian	13/0/0/3	sub	sub	sub	sub	X	X	X	sub	sub	sub	sub	sub	sub	sub	sub	sub	sub	sub	sub
Ellis, Shaun	14/10/1/1	LE	LE	LE	LE	LE	LE	LE	X	LE	sub	sub	sub	sub	sub	LE	LE	sub	sub	sub
Faulk, Kevin	7/3/0/3				PUP List				sub	sub	sub	sub	sub	sub	sub	sub	sub	dnp	X	X
Fletcher, Dane	10/5/0/6	sub	OLB	sub	sub	sub	sub	X	X	X	X	X	X	OLB	MLB	OLB	OLB	sub	sub	sub
Gostkowski, Stephen	16/0/0/0	sub	sub	sub	sub	sub	sub	sub	sub	sub	sub	sub	sub	sub	sub	sub	sub	sub	sub	sub
Green-Ellis, BenJarvus	16/6/0/0	sub	sub	RB	RB	sub	sub	sub	RB	RB	RB	RB	sub	sub	sub	sub	sub	sub	sub	sub
Gronkowski, Dan	5/1/0/0	sub	sub		Rel. 9/23			TE	sub	sub	sub	sub	sub	sub	sub	sub	sub	sub	sub	sub
Gronkowski, Rob	16/6/0/0	TE	TE	TE	TE	TE	TE	TE	TE	TE	TE	TE	TE	TE	TE	TE	TE	TE	TE	TE
Guyton, Gary	13/6/2/1	MLB	X	sub	sub	MLB	MLB	MLB	sub	sub	sub	sub	sub	sub	dnp	sub	sub	X	X	X
Haynesworth, Albert	6/0/0/2	sub	sub	X	X	sub	sub	sub	sub	sub	sub	sub	sub	sub	sub	sub	sub	sub	sub	sub
Hernandez, Aaron	14/12/0/2	TE	TE	X	X	TE	TE	TE	sub	TE	TE	sub	TE	TE	TE	TE	TE	TE	TE	TE
Hoyer, Brian	3/0/1/3/0	dnp	dnp	dnp	dnp	dnp	dnp	dnp	dnp	dnp	dnp	dnp	dnp	dnp	dnp	dnp	dnp	dnp	dnp	dnp
Ihedigbo, James	16/12/0/0	sub	sub	sub	sub	S	S	S	S	S	S	S	S	S	S	S	S	S	S	S
Jones, Nate	5/1/0/0					Signed 11/30/11								DB	sub	sub	sub	X	sub	dnp
Koutovides, Niko	8/1/0/0					Signed 11/9/11			sub	sub	sub	sub	sub	sub	sub	sub	sub	sub	sub	sub
Koppen, Dan	1/1/0/1	C	X						Placed on Injured Reserve 9/21/11											
Light, Matt	15/15/0/1	LT	LT	LT	LT	LT	LT	LT	LT	LT	LT	LT	LT	LT	LT	LT	LT	LT	LT	LT
Love, Kyle	16/13/0/0	sub	sub	sub	DT	DT	DT	DT	DT	DT	DT	DT	DT	DT	DT	DT	DT	DT	DT	DT
Mallett, Ryan	0/0/1/15	X	X	dnp	X	X	X	X	X	X	X	X	X	X	X	X	X	X	X	X
Mankins, Logan	15/15/0/1	LG	LG	LG	LG	LG	LG	LG	LG	LG	LG	LG	LG	LG	LG	LG	LG	LG	LG	LG
Mayo, Jerod	14/13/0/2	OLB	MLB	MLB	MLB	X	X	sub	MLB	MLB	MLB	MLB	MLB	MLB	MLB	MLB	MLB	MLB	MLB	MLB
McCourty, Devin	14/14/0/2	CB	LCB	LCB	LCB	LCB	LCB	LCB	LCB	LCB	LCB	LCB	LCB	LCB	LCB	LCB	LCB	LCB	LCB	LCB
McDonald, Nick	4/2/0/1					Signed from the Practice Squad 12/3/11							C	C	X	sub	sub	sub	sub	X
Mesko, Zoltan	16/0/0/0	sub	sub	sub	sub	sub	sub	sub	sub	sub	sub	sub	sub	sub	sub	sub	sub	sub	sub	sub
Molden, Antwaun	16/2/0/0	sub	sub	sub	sub	sub	sub	sub	sub	sub	sub	sub	sub	sub	sub	sub	sub	sub	sub	sub
Moore, Eric	2/0/0/0					Signed 12/10/11														
Moore, Sterling	6/3/1/0					sub			S	S	S	sub	sub	sub	PS	dnp	sub	sub	sub	sub
Ninkovich, Rob	16/16/0/0	OLB	OLB	OLB	OLB	OLB	OLB	OLB	OLB	OLB	LE	OLB	OLB	OLB	OLB	OLB	OLB	OLB	OLB	OLB
Ochocinco, Chad	15/3/0/1	sub	sub	WR	sub	WR	sub	sub	sub	sub	X	sub	sub	sub	WR	sub	sub	X	sub	sub
Polite, Lousaka	1/0/0/0					Signed 12/27/11														
Price, Taylor	3/0/3/5	X	X	X	dnp	dnp	sub	sub	X	sub	dnp									
Pryor, Myron	2/0/0/0	sub	sub	sub	sub	sub	sub	sub	sub	sub	sub	sub	sub	sub	sub	sub	sub	sub	sub	sub
Ridley, Stevan	14/2/2/0	dnp	sub	sub	sub	sub	sub	sub	sub	sub	sub	sub	sub	sub	sub	sub	sub	sub	sub	sub
Silvestro, Alex	1/0/0/0					Signed off the Practice Squad 12/23/11														
Slater, Matthew	16/3/0/0	sub	sub	sub	sub	sub	sub	sub	sub	sub	sub	S	S	S	S	sub	sub	sub	sub	sub
Solder, Nate	16/13/0/0	RT	sub	RT	RT	RT	RT	RT	TE	sub	sub	TE	RT	RT	RT	RT	RT	RT	RT	TE
Spikes, Brandon	8/6/0/8	X	sub	OLB	OLB	OLB	OLB	OLB	OLB	X	X	X	X	X	X	X	X	sub	sub	sub
Tarplian, Jeff	7/1/0/1			sub	sub	sub	sub	sub	sub	sub	sub	sub	sub	sub	sub	sub	sub	sub	sub	sub
Thomas, Donald	10/1/1/3			dnp	sub	sub	sub	X	X	X				Placed on Injured Reserve 11/24/11						
Underwood, Tiquan	5/0/1/0			Signed 11/8; Released 11/12; Signed 11/24																
Ventrone, Ross	8/0/0/0	PS	sub	sub	sub	sub	sub	sub	sub	sub	sub	sub	sub	sub	sub	sub	sub	sub	sub	sub
Vereen, Shane	5/0/2/9	X	X	dnp	sub	sub	sub	X	dnp	X	sub	sub	X	X	X	X	X	X	X	X
Vollmer, Sebastian	6/5/0/10	X	RT	X	X	X	X	X	sub	RT	RT	RT	RT	X	X	X	X	X	X	RT
Warren, Gerard	12/0/0/1	Signed 9/28												X	sub	sub	sub	sub	sub	sub
Waters, Brian	16/16/0/0	RG	RG	RG	RG	RG	RG	RG	RG	RG	RG	RG	RG	RG	RG	RG	RG	RG	RG	RG
Welch, Thomas	3/1/0/0	sub			TE	sub														
Welker, Wes	16/15/0/0	WR	WR	WR	WR	WR	sub	WR	WR	WR	WR	WR	WR	WR	WR	WR	WR	WR	WR	WR
Wendell, Ryan	14/3/0/2	X	X	sub	sub	sub	sub	sub	sub	sub	sub	C	sub	sub	C	sub	sub	sub	sub	sub
White, Tracy	15/1/0/1	sub	sub	sub	sub	sub	sub	sub	sub	sub	sub	sub	sub	sub	sub	sub	X	sub	sub	sub
Wilfork, Vince	16/16/0/0	DT	NT	NT	DT	DT	DT	DT	DT	DT	DT	DT	DT	DT	DT	DT	DT	RE	LE	LE
Williams, Malcolm	2/0/0/0					Signed from the Practice Squad 12/10/11								sub						sub
Woodhead, Danny	15/4/0/1	RB	RB	sub	sub	X	sub	sub	sub	sub	sub	sub	sub	sub	RB	sub	RB	sub	sub	sub
Wright, Mike	1/1/0/4	DT	X	X	X	X								Placed on Injured Reserve 10/13/11						

X - inactive / CAPS - starters / sub - played / dnp - did not play / PS - Practice Squad



2011 TRANSACTIONS

JANUARY, 2011

1/18/2011	Butler, Carson.....	Signed
1/18/2011	Crompton, Jonathan.....	Signed
1/18/2011	Farnham, Buddy.....	Signed
1/18/2011	Favorite, Marlon.....	Signed
1/18/2011	Jenkins, Darnell.....	Signed
1/18/2011	Turner, Thad.....	Signed
1/18/2011	Ventrone, Ross.....	Signed
1/19/2011	Austin, Thomas.....	Signed
1/19/2011	Maneri, Steve.....	Signed

FEBRUARY, 2011

2/14/2011	Mankins, Logan.....	Designated Franchise Player
-----------	---------------------	-----------------------------

MARCH, 2011

3/2/2011	Neal, Setphen.....	Announced his retirement
3/3/2011	Arrington, Kyle.....	Tendered contract
3/3/2011	Green-Ellis, BenJarvus.....	Tendered contract
3/3/2011	Page, Jarrad.....	Tendered contract
3/4/2011	Stroud, Marcus.....	Signed

APRIL, 2011

4/28/2011	Solder, Nate.....	Drafted
4/29/2011	Dowling, Ras-I.....	Drafted
4/29/2011	Vareen, Shane.....	Drafted
4/29/2011	Ridley, Stevan.....	Drafted
4/29/2011	Mallett, Ryan.....	Drafted
4/30/2011	Canon, Marcus.....	Drafted
4/30/2011	Smith, Lee.....	Drafted
4/30/2011	Carter, Markell.....	Drafted
4/30/2011	Williams, Malcolm.....	Drafted

JULY, 2011

7/27/2011	Berry, Mike.....	Signed
7/27/2011	Coulson, Ryan.....	Signed
7/27/2011	Hix, Kyle.....	Signed
7/27/2011	Koeplin, Kyle.....	Signed
7/27/2011	Lavaras, Aaron.....	Signed
7/27/2011	Leonard, Anthony.....	Signed
7/27/2011	Nurse, Clay.....	Signed
7/27/2011	Ross, Jeremy.....	Signed
7/27/2011	Silvestro, Alex.....	Signed
7/27/2011	Tarpinian, Jeff.....	Signed
7/27/2011	Woods, Corey.....	Signed
7/27/2011	Yeatman, Will.....	Signed
7/27/2011	Carter, Markell.....	Signed/Draft Choice
7/27/2011	Smith, Lee.....	Signed/Draft Choice
7/27/2011	Barnes, Tyree.....	Reinstated from Military Reserve
7/27/2011	Kettani, Eric.....	Reinstated from Military Reserve
7/28/2011	Ridley, Stevan.....	Signed/Draft Choice
7/28/2011	Williams, Malcolm.....	Signed/Draft Choice
7/29/2011	Mallett, Ryan.....	Signed/Draft Choice
7/29/2011	Canon, Marcus.....	Signed/Draft Choice
7/29/2011	Banta-Cain, Tully.....	Released
7/29/2011	Carter, Tony.....	Released
7/29/2011	Crumpler, Alge.....	Released
7/29/2011	Kaczur, Nick.....	Released
7/29/2011	Stroud, Marcus.....	Released
7/29/2011	Warren, Ty.....	Released
7/29/2011	Coulson, Ryan.....	Released
7/29/2011	Haynesworth, Albert.....	Acquired via trade (WAS)
7/29/2011	Ochocinco, Chad.....	Acquired Via trade (CIN)
7/30/2011	Williams, Steve.....	Signed
7/30/2011	Faulk, Kevin.....	Signed
7/30/2011	Arrington, Kyle.....	Signed
7/30/2011	Mankins, Logan.....	Signed Franchise Tender
7/30/2011	Morris, Sammy.....	Signed
7/30/2011	McGowan, Brandon.....	Signed
7/30/2011	White, Tacy.....	Signed
7/30/2011	Leonard, Anthony.....	Released

AUGUST, 2011

8/2/2011	Dowling, Ras-I.....	Signed/Draft Choice
8/2/2011	Vereen, Shane.....	Signed/Draft Choice
8/2/2011	Crompton, Jonathan.....	Released
8/2/2011	Cox, Christian.....	Signed
8/2/2011	Light, Matt.....	Signed

8/3/2011	Green-Ellis, BenJarvus.....	Signed
8/3/2011	Morris, Chris.....	Signed
8/3/2011	Compas, Jonathan.....	Signed
8/3/2011	Medlin, Richard.....	Signed
8/3/2011	Berry, Mike.....	Released
8/3/2011	Clayton, Thomas.....	Released
8/4/2011	Solder, Nate.....	Signed/Draft Choice
8/5/2011	Anderson, Mark.....	Signed
8/5/2011	Favorite, Marlon.....	Released
8/7/2011	Turner, Thad.....	Released
8/7/2011	Hix, Kyle.....	Placed on Reserve/Injured (shoulder)
8/8/2011	Carter, Andre.....	Signed
8/8/2011	Ellis, Shaun.....	Signed
8/8/2011	Warren Gerard.....	Signed
8/8/2011	McGowan, Brandon.....	Released
8/10/2011	Wetterer, Mark.....	Claimed off Waivers (CIN)
8/10/2011	Ventrone, Ross.....	Released
8/13/2011	Roth, Zach.....	Signed
8/13/2011	Morris, Chris.....	Released
8/13/2011	Williams, Steve.....	Released
8/14/2011	Koutouvides, Niko.....	Signed
8/19/2011	LeVoi, Mark.....	Released
8/19/2011	Cox, Christian.....	Paced on Reserve/Injured (neck)
8/19/2011	Ihedigbo, James.....	Signed
8/20/2011	Brown, Ricky.....	Signed
8/21/2011	Mills, Garrett.....	Signed
8/21/2011	Lockett, Bret.....	Released
8/21/2011	Roth, Zach.....	Released
8/22/2011	Lockett, Bret.....	Placed on Reserve/Injured (groin)
8/24/2011	Berry, Mike.....	Signed
8/29/2011	Underwood, Tiquan.....	Signed
8/29/2011	Ventrone, Ross.....	Signed
8/29/2011	Barnes, Tyree.....	Released
8/29/2011	Jenkins, Darnell.....	Released
8/29/2011	Katula, Matt.....	Released
8/29/2011	Koeplin, Chris.....	Released
8/29/2011	Mills, Garrett.....	Released
8/29/2011	Nurse, Clay.....	Released
8/29/2011	Sanders, James.....	Released
8/29/2011	Weston, Kade.....	Released
8/29/2011	Wetterer, Mark.....	Released
8/29/2011	Wilhite, Jonathan.....	Released
8/29/2011	Williams, Malcolm.....	Released
8/30/2011	Dearth, James.....	Signed
8/30/2011	Murrell, Marques.....	Released
8/30/2011	Ross, Jeremy.....	Released

SEPTEMBER, 2011

9/1/2011	Molden, Antwaun.....	Claimed off Waivers (HOU)
9/2/2011	Brown, Ricky.....	Released
9/2/2011	Berry, Mike.....	Released
9/2/2011	Butler, Carson.....	Released
9/2/2011	Compas, Jonathan.....	Released
9/2/2011	Farnham, Buddy.....	Released
9/2/2011	Medlin, Richard.....	Released
9/2/2011	Richard, Darryl.....	Released
9/2/2011	Woods, Corey.....	Released
9/3/2011	Brace, Ron.....	Placed on Reserve/PUP
9/3/2011	Deaderick, Brandon.....	Placed on Reserve/PUP
9/3/2011	Faulk, Kevin.....	Placed on Reserve/PUP
9/3/2011	Canon, Marcus.....	Placed on Reserve/N.F.I.
9/3/2011	Ohnberger, Rich.....	Placed on Reserve/Injured
9/3/2011	Austin, Thomas.....	Released
9/3/2011	Carter, Markell.....	Released
9/3/2011	Cohen, London.....	Released
9/3/2011	Kettani, Eric.....	Released
9/3/2011	Koutouvides, Niko.....	Released
9/3/2011	Lavaras, Aaron.....	Released
9/3/2011	Meriweather, Brandon.....	Released
9/3/2011	Moore, Eric.....	Released
9/3/2011	Morris, Sammy.....	Released
9/3/2011	Silvestro, Alex.....	Released
9/3/2011	Smith, Lee.....	Released
9/3/2011	Tate, Brandon.....	Released
9/3/2011	Underwood, Tiquan.....	Released
9/3/2011	Ventrone, Ross.....	Released
9/3/2011	Yeatman, Will.....	Released
9/4/2011	Waters, Brian.....	Signed
9/4/2011	Dearth, James.....	Released
9/4/2011	Maneri, Steve.....	Released
9/4/2011	Aiken, Danny.....	Claimed off Waivers (BUF)
9/5/2011	Carter, Markell.....	Signed to the Practice Squad



2011 TRANSACTIONS CONTINNUED

9/5/2011	Kettani, Eric	Signed to the Practice Squad
9/5/2011	Kopa, Matt	Signed to the Practice Squad
9/5/2011	Lavarius, Aaron	Signed to the Practice Squad
9/5/2011	McDonald, Nick	Signed to the Practice Squad
9/5/2011	Taylor, Kerry	Signed to the Practice Squad
9/5/2011	Ventrone, Ross	Signed to the Practice Squad
9/5/2011	Welch, Thomas	Signed to the Practice Squad
9/7/2011	Edds, A.J.	Claimed off Waivers (MIA)
9/7/2011	Gronkowski, Dan	Signed
9/7/2011	Butler, Darius	Released
9/7/2011	Warren, Gerard	Released
9/12/2011	Welch, Thomas	Signed from the Practice Squad
9/12/2011	Tarpinian, Jeff	Released
9/14/2011	Thomas, Donald	Signed
9/14/2011	Mills, Garrett	Signed to the Practice Squad
9/14/2011	Tarpinian, Jeff	Signed to the Practice Squad
9/14/2011	Lavarius, Aarons	Released from the Practice Squad
9/14/2011	Welch, Thomas	Released
9/15/2011	Welch Thomas	Signed to the Practice Squad
9/15/2011	McDonald, Nick	Released from the Practice Squad
9/16/2011	McDonald, Nick	Signed to the Practice Squad
9/16/2011	Taylor, Kerry	Released from the Practice Squad
9/21/2011	Adams, Phillip	Signed
9/21/2011	Cohen, Landon	Signed
9/21/2011	Koppen, Dan	Placed on Reserve/Injured (leg)
9/21/2011	Pryor, Myron	Placed on Reserve/Injured (shoulder)
9/22/2011	Tarpinian, Jeff	Signed from the Practice Squad
9/22/2011	Edds, A.J.	Released
9/22/2011	Victorian, Josh	Signed to the Practice Squad
9/23/2011	Gronkowski, Dan	Released
9/24/2011	Ventrone, Ross	Signed from the Practice Squad
9/24/2011	Edds, A.J.	Signed to the Practice Squad
9/27/2011	Cohen, Landon	Released
9/28/2011	Warren, Gerard	Signed
9/28/2011	Silvestro, Alex	Signed to the Practice Squad

OCTOBER, 2011

10/1/2011	Welch, Thomas	Signed from the Practice Squad
10/1/2011	Ventrone, Ross	Released
10/4/2011	Ventrone, Ross	Signed to the Practice Squad
10/5/2011	Moore, Sterling	Signed to the Practice Squad
10/5/2011	Victorian, Josh	Released from the Practice Squad
10/7/2011	Victorian, Josh	Signed to the Practice Squad
10/7/2011	Kettani, Eric	Released from the Practice Squad
10/8/2011	Ventrone, Ross	Signed from the Practice Squad
10/8/2011	Adams, Phillip	Released
10/10/2011	Welch, Thomas	Released
10/11/2011	Gronkowski, Dan	Signed
10/12/2011	Welch, Thomas	Signed to the Practice Squad
10/13/2011	Adams, Phillip	Signed
10/13/2011	Wright, Mike	Placed on Reserve/Injured (concussion)
10/14/2011	Harrison, Marcus	Signed
10/14/2011	Adams, Phillip	Released
10/15/2011	Moore, Sterling	Signed from the Practice Squad
10/15/2011	Harrison, Marcus	Released
10/17/2011	Moore, Sterling	Released
10/17/2011	Ventrone, Ross	Released
10/18/2011	Adams, Phillip	Signed
10/19/2011	Ventrone, Ross	Signed
10/19/2011	Moore, Sterling	Signed to the Practice Squad
10/25/2011	Williams, Malcolm	Signed to the Practice Squad
10/25/2011	Victorian, Josh	Released from the Practice Squad
10/28/2011	Bodden, Josh	Released
10/28/2011	Victorian, Josh	Signed to the Practice Squad
10/28/2011	Williams, Malcolm	Released from the Practice Squad
10/29/2011	Faulk, Kevin	Activated from the Reserve/PUP
10/29/2011	Deaderick, Brandon	Activated from the Reserve/PUP
10/29/2011	Dowling, Ras-l	Placed on Reserve/Injured (hip)

NOVEMBER, 2011

11/3/2011	Ventrone, Ross	Released
11/4/2011	Williams, Malcom	Signed to the Practice Squad
11/4/2011	Victorian, Josh	Released from the Practice Squad
11/5/2011	Brace, Ron	Activated from the Reserve/PUP
11/8/2011	Underwood, Tiquan	Signed
11/8/2011	Gronkowski, Dan	Released
11/8/2011	Haynesworth, Albert	Released
11/8/2011	Welch, Thomas	Released from the Practice Squad
11/9/2011	Barrett, Josh	Placed on Reserve/Injured (calf)
11/9/2011	Koutouvides, Niko	Signed
11/9/2011	Moore, Sterling	Signed from the Practice Squad

11/9/2011	Rivera, Mike	Signed to the Practice Squad
11/9/2011	Ventrone, Ross	Signed to the Practice Squad
11/9/2011	Victorian, Josh	Signed to the Practice Squad
11/9/2011	Williams, Malcolm	Released from the Practice Squad
11/12/2011	Ventrone, Ross	Signed from the Practice Squad
11/12/2011	Underwood, Tiquan	Released
11/15/2011	Cannon, Marcus	Activated from Reserve/NFI
11/15/2011	Williams, Malcolm	Signed to the Practice Squad
11/15/2011	Ventrone, Ross	Released
11/17/2011	Ventrone, Ross	Signed to the Practice Squad
11/17/2011	Victorian, Josh	Released from the Practice Squad
11/21/2011	Ventrone, Ross	Signed from the Practice Squad
11/21/2011	Thomas, Donald	Released
11/23/2011	Thomas, Donald	Signed
11/23/2011	Ventrone, Ross	Released
11/23/2011	Victorian, Josh	Signed to the Practice Squad
11/24/2011	Underwood, Tiquan	Signed
11/24/2011	Ventrone, Ross	Signed to the Practice Squad
11/24/2011	Victorian, Josh	Released from the Practice Squad
11/24/2011	Tarpinian, Jeff	Placed on Reserve/Injured (head)
11/29/2011	Adams, Phillip	Released
11/30/2011	Jones, Nate	Signed

DECEMBER, 2011

12/3/2011	McDonald, Nick	Signed from the Practice Squad
12/3/2011	Price, Taylor	Released
12/7/2011	Dickerson, Dorin	Signed to the Practice Squad
12/10/2011	Moore, Eric	Signed
12/10/2011	Williams, Malcolm	Signed from the Practice Squad
12/10/2011	Cunningham, Jermaine	Placed on Reserve/Injured (hamstring)
12/10/2011	Moore, Sterling	Signed to the Practice Squad
12/14/2011	Moore Sterling	Signed to the Practice Squad
12/15/2011	Williams, Malcolm	Released
12/17/2011	Ventrone, Ross	Signed from the Practice Squad
12/20/2011	Carter, Andre	Placed on Reserve/Injured (leg)
12/20/2011	McKinley, Cedric	Signed to the Practice Squad
12/20/2011	Moore, Eric	Released
12/21/2011	Fuller, Vincent	Signed
12/23/2011	Moore, Sterling	Signed from the Practice Squad
12/23/2011	Silvestro, Alex	Signed from the Practice Squad
12/23/2011	Fuller, Vincent	Released
12/26/2011	Ventrone, Ross	Released
12/26/2011	McKinley, Cedric	Released from the Practice Squad
12/27/2011	Polite, Lousaka	Signed
12/27/2011	Williams, Malcolm	Signed to the Practice Squad
12/28/2011	Lavarius, Aarons	Signed to the Practice Squad
12/28/2011	Ventrone, Ross	Signed to the Practice Squad
12/30/2011	Silvestro, Alex	Released
12/31/2011	Williams, Malcolm	Signed from the Practice Squad
12/31/2011	Silvestro, Alex	Signed to the Practice Squad

JANUARY, 2012

1/4/2012	Davis, Britt	Signed to the Practice Squad
1/4/2012	Mills, Garrett	Released from the Practice Squad
1/25/2012	Dickerson, Dorin	Placed on Practice Squad/IIR
1/26/2012	Butler, Carson	Signed to the Practice Squad

FEBRUARY, 2012

2/4/2012	Silvestro, Alex	Signed from the Practice Squad
2/4/2012	Underwood, Tiquan	Released

THE PATS PLAY HERE!

BOSTON'S NEW HOME FOR SPORTS

98.5

THE SPORTS HUB

**9 HOURS OF PATRIOTS
COVERAGE ON GAME DAYS**

**PRE-GAME 3 HOURS BEFORE
KICKOFF LIVE FROM CBS SCENE**

**POST-GAME REACTION FOR
3 HOURS AFTER EVERY GAME
LIVE FROM CBS SCENE**

**COACH BELICHICK & TOM BRADY
PRESS CONFERENCES LIVE
WEDNESDAYS AT 10:45AM**



**THE SAFETY INSURANCE
PATRIOTS RADIO NETWORK
985THESPORTSHUB.COM**

HISTORY



PATRIOTS HALL OF FAME



★ ★ ★ PATRIOTS HALL OF FAME ★ ★ ★			
Player	Pos.	Years	Enshrined
Bruce Armstrong	T	1987-2000	2001
Drew Bledsoe	QB	1993-2001	2011
Nick Buoniconti*	LB	1962-1968	1992
Gino Cappelletti	WR/K	1960-1970	1992
Ben Coates	TE	1991-1999	2008
Sam Cunningham	RB	1973-79, 81-82	2010
Bob Dee	DE	1960-1967	1993
Steve Grogan	QB	1975-1990	1995
John Hannah*	G	1973-1985	1991
Mike Haynes*	CB	1976-1982	1994
Jim Lee Hunt	DT	1960-1971	1993
Stanley Morgan	WR	1977-1989	2007
Jon Morris	C	1964-1974	2011
Jon Nance	FB	1965-1971	2009
Steve Nelson	LB	1974-1987	1993
Vito "Babe" Parilli	QB	1961-1967	1993
Andre Tippett*	LB	1982-1993	1999
*Also in Pro Football Hall of Fame			
Contributors	Position	Enshrined	
William H. "Billy" Sullivan, Jr.	Founder	2009	

THE HALL AT PATRIOT PLACE PRESENTED BY RAYTHEON

A cutting edge, highly interactive experience, The Hall at Patriot Place presented by Raytheon showcases the history of the New England Patriots while providing a permanent home for the team's Hall of Fame. The facility opened in the fall of 2008. The Hall features 30,000 square feet of exhibit space and utilizes the latest in design concepts and multimedia technology to bring the story of the Patriots to life. The Hall also explores the history of football in New England and features an integrated math and sciences program to benefit visiting school groups. The Hall is a unique sports hall of fame and experience, and a must-visit attraction for any Patriots fan.

HISTORY OF THE PATRIOTS HALL OF FAME

The Patriots Hall of Fame was established in 1991 as a way to honor the greatest players in franchise history. A selection committee of media and staff was formed to select players for induction and appropriately, John Hannah was the first player enshrined. Eight additional players were inducted from 1992-95. Andre Tippett (1999) and Bruce Armstrong (2001) rounded out the Patriots Hall of Fame's first 11 members. In 2007, the Patriots introduced a new method of selecting players for the team's hall of fame in advance of the opening of The Hall at Patriot Place. Moving forward, one player will be enshrined in the Patriots Hall of Fame each year, with a nomination committee determining three finalists each spring and fans making the final choice through Patriots.com each summer.

SENIOR SELECTION COMMITTEE

The Patriots formed a senior selection committee to ensure that early era players are not overlooked in the voting process. This year's committee consisted of 10 veteran media and staff members who gathered to discuss candidates who have been retired for at least 25 years to identify the player most deserving of Patriots Hall of Fame recognition.



PATRIOTS HALL OF FAME BIOS

Career Patriots in Pro Football Hall of Fame: John Hannah, Andre Tippett

Other Patriots in Pro Football Hall of Fame: Mike Haynes, Nick Buoniconti

Patriots Hall of Fame Players: Bruce Armstrong, Drew Bledsoe, Gino Cappelletti, Ben Coates, Sam Cunningham, Bob Dee, Steve Grogan, Jim Lee Hunt, Stanley Morgan, Jon Morris, Jim Nance, Steve Nelson, Babe Parilli

Patriots Hall of Fame Contributors: William H. "Billy" Sullivan



John Hannah ★ G ★ Alabama

Patriots Seasons (13): 1973-85 ★ Pro Bowls (9)

Pro Football Hall of Fame 1991 ★ Patriots Hall of Fame 1991

Hannah spent his entire 13-season career with the Patriots, from 1973 through the Super Bowl season of 1985 ... The first Patriots player to be inducted into the Pro Football Hall of Fame ... One of two Patriots voted to the NFL's 75th Anniversary Team ... Named to the Patriots 35th Anniversary Team in 1994 ... Named the Player of the Century on the Patriots Team of the Century in 2000 ... Played in 183 games, while missing only five games due to injury ... Selected to nine Pro Bowls (1976, 1978-85), a Patriots team record ... Named All-Pro for 10 consecutive years (1976-85) ... Won the NFL Players Association's Offensive Lineman of the Year Award for four straight seasons (1978-81) ... Powered an offensive line that helped set an NFL record with 3,165 rushing yards in 1978 - a record that has not been challenged in more than 30 seasons ... Named to the Patriots All-Time Team in 2009.



Andre Tippett ★ LB ★ Iowa

Patriots Seasons (11): 1982-88, 90-93 ★ Pro Bowls (5)

Pro Football Hall of Fame 2008 ★ Patriots Hall of Fame 1999

Tippett spent his entire 12-year career with the Patriots ... Elected to the Pro Football Hall of Fame in 2008, joining John Hannah as the only two players to earn induction to the Hall of Fame after spending their entire career with the Patriots ... From 1984-85, Tippett recorded 35.0 sacks, a total that stands as the highest two-season sack total by a linebacker in NFL history ... He achieved his record sack totals despite playing his career as a strong-side linebacker (opposite the opposing tight end), a position from which few other players have excelled in the pass rush to the extent that Tippett did ... He was named to the NFL's 1980s All-Decade Team and was named the NFL's linebacker of the year by the NFL Players Association for three straight seasons from 1985-87 ... Finished his career as the only Patriots player to record 100 career sacks, a mark that stands as the franchise's all-time record ... Set the Patriots franchise single-season sack record with 18.5 in 1984 ... Also holds the second and third highest totals with 16.5 in 1985 and 12.5 in 1987 ... Was a member of the 1985 AFC Champions ... Has worked in the Patriots front office since his 1994 retirement and currently serves as the team's executive director of community affairs....Named to the Patriots All-Time Team in 2009.

TIPPETT'S PATRIOTS STATISTICS

Years	G	TT	UT	Sack	FF	FR	Years	G	TT	UT	Sack	FF	FR	Years	G	TT	UT	Sack	FF	FR
1982	9	28	10	0	0	1	1987	13	83	53	12.5	0	3	1992	14	40	33	7	3	0
1983	15	86	48	8.5	1	1	1988	12	50	31	7	0	0	1993	16	76	50	8.5	1	4
1984	16	118	48	18.5	1	0	1989	Injured Reserve						Totals						
1985	16	97	65	16.5	3	3	1990	13	72	38	3.5	1	1							
1986	11	63	39	9.5	2	1	1991	16	65	41	8.5	2	3							

PATRIOTS HALL OF FAME BIOS



Mike Haynes ★ CB ★ Arizona State
Patriots Seasons (7): 1976-82 ★ Pro Bowls (6)
Pro Football Hall of Fame 1997 ★ Patriots Hall of Fame 1994

Haynes played for the Patriots from 1976 to 1982 before finishing his career with the Los Angeles Raiders from 1983-89 ... In 1997, became the second Patriot to be elected to the Pro Football Hall of Fame ... Selected to the NFL's 75th Anniversary Team ... Named to the NFL's all-decade team for the 1980s ... Named to six Pro Bowls (1976-80 and 1982) with the Patriots and three more with the Raiders ... Voted to two All-Pro teams, six All-AFC teams and the All-Rookie team during his Patriots career ... Named to the Patriots 35th Anniversary Team in 1994 ... Named to the Patriots Team of the Century in 2000 ... His 28 interceptions in a Patriots uniform rank sixth in franchise history ... Became the first player in Patriots history to return a punt for a touchdown with an 89-yard return against Buffalo on Nov. 7, 1976 ... Named to the Patriots All-Time Team in 2009.

HAYNES' PATRIOTS STATISTICS

Years	G	Interceptions					Punt Returns				
		No	Yds	Avg	LG	TD	No	Yds	Avg	LG	TD
1976	14	8	90	11.3	28	0	45	608	13.5	89t	2
1977	14	5	54	10.8	22	0	24	200	8.3	46	0
1978	16	6	123	20.5	50	1	14	183	13.1	35	0
1979	16	3	66	22.0	33	0	5	16	3.2	5	0
1980	13	1	31	31.0	31	0	17	140	8.2	35	0
1981	8	1	3	3.0	3	0	6	12	2.0	6	0
1982	9	4	26	6.5	26	0	0	0	0.0	0	0
Patriots Totals	90	28	393	14.0	50	1	111	1,159	10.4	89t	2



Nick Buoniconti ★ LB ★ Notre Dame
Patriots Seasons (7): 1962-68 ★ AFL All-Star Games (5)
Pro Football Hall of Fame 2001 ★ Patriots Hall of Fame 1992

Buoniconti played for the Patriots from 1962 to 1968 before finishing his career with the Miami Dolphins ... In 2001, became the third Patriot to be named to the Pro Football Hall of Fame ... Appeared in five consecutive AFL All-Star games during his Patriots career (1963-67) ... Was a key contributor to the Patriots' first championship game appearance in the 1963 AFL Championship ... The leading vote-getter on the 1966 AFL All-Star team ... Recorded 24 interceptions as a Patriot ... Went on to play for the undefeated 1972 Miami Dolphins as a part of the "No Name Defense" ... Named to the All-AFL 10 Year Anniversary Team in 1971 ... Named to the Patriots All-Time Team in 2009.

BUONICONTI'S PATRIOTS STATISTICS

Years	Games	Int	Yds	Avg	LG	TD	Sacks	Years	Games	Int	Yds	Avg	LG	TD	Sacks
1962	14	2	3	1.5	3	0	1.0	1966	14	4	43	10.8	41	0	0.0
1963	14	3	42	14.0	26	0	6.5	1967	13	4	7	1.8	7	0	1.0
1964	14	5	75	15.0	26	0	4.5	1968	8	3	22	7.3	14	0	3.0
1965	14	3	31	10.3	26	0	2.0	N.E. Totals	91	24	223	9.3	41	0	18.0



PATRIOTS HALL OF FAME BIOS

Bruce Armstrong ★ T ★ Louisville Patriots Seasons (14): 1987-2000 ★ Pro Bowls (6) Patriots Hall of Fame 2001

Armstrong spent his entire 14-season career with the Patriots, from 1987 to 2000 ... Started all 212 games he played in, making him the franchise's all-time leader in career starts and games played ... Appeared in six Pro Bowls during his Patriots career (1990-91, 1994-97) ... One of only three players to play in three decades with the same NFL team (1980s, 1990s and 2000s) ... Named to the Patriots 35th Anniversary Team in 1994 ... Named to the Patriots Team of the Century in 2000 ... Named to the Patriots All-Time Team in 2009.



Drew Bledsoe ★ QB ★ Washington State Patriots Seasons (9): 1993-2001 Patriots Hall of Fame 2011



Bledsoe was the first overall pick in the 1993 NFL Draft and for the next eight years was considered the face of the Patriots franchise ... During his nine-year Patriots career, he broke the Patriots' career passing records for attempts (4,518), completions (2,544) and yards (29,657) ... Bledsoe still holds the Patriots' single-season passing records for attempts (691) and completions (400) and is the only player in franchise history to pass for over 400 yards multiple times (4) ... He still holds the NFL record for attempts (70) and completions (45) in a game against Minnesota in 1994 that sparked a seven-game win streak, propelling the Patriots to their first playoff berth in eight years ... Bledsoe led

the Patriots to the playoffs four times in his first six seasons, helping the team earn back-to-back division titles and three consecutive playoff berths for the first time in franchise history ... In 1996, he guided the Patriots to their second AFC Championship in franchise history and a trip to Super Bowl XXXVI ... Bledsoe is the only quarterback in NFL history with four seasons of 600+ pass attempts, including three straight from 1994-96 with the Patriots.

BLEDSOE'S PATRIOTS STATISTICS

Years	G	Att	Comp	Pct.	Yds	TD	Int	Rat.
1993	13	429	214	49.92	494	15	15	65.0
1994	16	691	400	57.94	555	25	27	73.6
1995	15	636	323	50.83	507	13	16	63.7
1996	16	623	373	59.94	406	27	15	83.7
1997	16	522	314	60.23	706	28	15	87.7
1998	14	481	263	54.73	363	20	14	80.9
1999	16	539	305	56.63	985	19	21	75.6
2000	16	531	312	58.83	291	17	13	77.3
2001	2	66	40	60.6	400	2	2	75.3
Totals	124	4518	2544	56.32	29657	166	138	75.9

PATRIOTS HALL OF FAME BIOS



Gino Cappelletti ★ WR/K ★ Minnesota

Patriots Seasons (11): 1960-70 ★ 1964 AFL MVP ★ AFL All-Star Games (5)
Patriots Hall of Fame 1992


Cappelletti spent his 11-year career with the Patriots, from 1960-70, as one of the original members of the squad ... A five-time AFL All-Star selection ... Selected as the AFL Most Valuable Player in 1964 ... One of only three players to play in every game in the AFL's 10-year history ... Finished as the AFL's all-time leader in points (1,100) and field goals (170) ... Led the AFL in scoring five times ... Holds the top two scoring seasons in AFL history with 155 points in 1964 and 147 points in 1961 ... Registered the fifth highest scoring season in AFL annals with 132 points in 1965 ... Ranks second on the Patriots' all-time scoring list with 1,130 points (42 TDs, 176 FGs and 342 PATs) ... Ranks second in Patriots history with 353 extra points attempted and

342 extra points made ... Enters 2011 in eighth place on the Patriots' receiving list with 292 catches and seventh with 4,589 receiving yards ... Selected as a member of the All-AFL 10 Year Anniversary Team in 1971 ... Named to the Patriots All-Time Team in 2009.

CAPPELLETTI'S PATRIOTS STATISTICS

Receptions							Kicking					Receptions							Kicking				
Years	G	No	Yds	Avg	LG	TD	XP	XPA	FG	FGA	Pts	Years	G	No	Yds	Avg	LG	TD	XP	XPA	FG	FGA	Pts
1960	14	1	28	28.0	28	0	30	32	8	22	60	1966	14	43	676	15.7	63t	6	35	36	16	32	119
1961	14	45	768	17.1	53	8	48	50	17	32	147	1967	14	35	397	11.3	35	3	29	30	16	31	95
1962	14	34	479	14.5	40	5	38	40	20	37	128	1968	14	13	182	14.0	30	2	26	26	15	27	83
1963	14	34	493	14.5	38	2	35	36	22	38	113	1969	14	1	21	21.0	21	0	26	27	14	34	68
1964	14	49	865	17.7	58t	7	36	36	25	39	155	1970	13	0	0	0.0	0	0	12	13	6	15	30
1965	14	37	680	18.4	57t	9	27	27	17	27	132	Totals	153	292	4,589	15.7	63t	42	342	353	176	334	1,130

Two-point conversions: 1960 (3), 1964 (1)




Ben Coates ★ TE ★ Livingstone College

Patriots Seasons (9): 1991-99 ★ Pro Bowls (5)
Patriots Hall of Fame 2008

Coates played in 142 games over nine seasons with the Patriots, starting 105 ... Enters 2011 third all-time in Patriots history in receptions (490), fourth in receiving yards (5,471) and tied for second in receiving touchdowns (50) ... Set the NFL's single-season reception record for a tight end in 1994 with 96 receptions (now tied for third) and still holds the franchise record for receptions by a tight end ... Led the team in touchdown receptions for six consecutive seasons (1993-98) and led the team in receptions five times (1992-95, 1997-98) ... Ranks in the top 10 all time among NFL tight ends in receptions, yards and touchdowns ... Named to the Patriots All-Time Team in 2009.

COATES'S PATRIOTS STATISTICS

Years	G	Rec	Yds	Avg	Lg	TD	Years	G	Rec	Yds	Avg	Lg	TD	Years	G	Rec	Yds	Avg	Lg	TD
1991	16	10	95	9.5	17	1	1994	16	96	1174	12.2	62t	7	1997	16	66	737	11.2	35	8
1992	16	20	171	8.6	22t	3	1995	16	84	915	10.9	35	6	1998	14	67	668	10.0	33	6
1993	16	53	659	12.4	54t	8	1996	16	62	682	11.0	84t	9	1999	16	32	370	11.6	27	2
														N.F.L. Totals						
														142						
														490						
														5471						
														11.2						
														84t						
														50						



Sam Cunningham ★ RB ★ USC

Patriots Seasons (9): 1973-79, 81-82 ★ Pro Bowls (1)
Patriots Hall of Fame 2010

Sam Cunningham played for the Patriots for nine seasons, appearing in 107 games from 1973-79 and 81-82 ... Is the Patriots' all-time rushing leader with 5,453 yards and his 43 rushing touchdowns are second in team history to Jim Nance ... Cunningham's 49 overall touchdowns are fourth in team history ... Played a significant role in helping the Patriots set the NFL record for most rushing yards gained in a season with 3,165 yards in 1978 ... Joined the Patriots as a first-round draft pick in 1973 after an All-American career at USC ... Earned the nickname "Sam Bam" in college for his daring dives over goal-line pileups while leading USC to a national championship as a senior in 1972 ... Member of the Patriots' 50th Anniversary Team and the 1970s All-Decade Team.

CUNNINGHAM'S PATRIOTS STATISTICS

Years	G	Rush	Yds	Avg	Lg	TD	Years	G	Rush	Yds	Avg	Lg	TD	Years	G	Rush	Yds	Avg	Lg	TD
1973	14	155	516	3.3	25	4	1977	14	270	1015	3.8	31t	4	1982	6	9	21	2.3	4	0
1974	10	166	811	4.9	75t	9	1978	16	199	768	3.9	52t	8	N.F.L. Totals						
1975	13	169	666	3.9	17	6	1979	12	159	563	3.5	27	5	107						
1976	11	172	824	4.8	24	3	1981	11	86	269	3.1	12	4	1385						
														5453						
														3.9						
														75t						
														43						



PATRIOTS HALL OF FAME BIOS

Bob Dee ★ DE ★ Holy Cross

Patriots Seasons (8): 1960-67 ★ AFL All-Star Games (4)

Patriots Hall of Fame 1993



Dee played for the Patriots from 1960-67, never missing a game during his eight-year career and starting 112 consecutive games ... Scored the first touchdown in AFL history when he dove onto a fumble in the end zone in a preseason contest versus Buffalo on July 30, 1960 ... Voted to four AFL All-Star teams (1961, 1963-65) ... Named to the All-AFL 10 Year Anniversary Team in 1971 ... Recorded 27.5 sacks as a member of the Patriots.

DEE'S PATRIOTS STATISTICS

Years	G	Sacks	Years	G	Sacks	Years	G	Sacks
1960	14	2.5	1963	14	7.0	1966	14	2.5
1961	14	5.5	1964	14	3.5	1967	14	2.5
1962	14	4.0	1965	14	0.0	Totals	112	27.5

Steve Grogan ★ QB ★ Kansas State

Patriots Seasons (16): 1975-90

Patriots Hall of Fame 1995



Grogan spent a franchise-record 16 seasons with the Patriots, from 1975-90 ... Finished his career as the Patriots all-time career passing leader with 26,886 yards ... Held a franchise record until 2007 with 182 career touchdown passes ... Rushed for 2,164 yards (4.9 avg.) ... His 35 rushing touchdowns rank fourth in team history ... Tied for fifth in franchise history with 12 rushing scores in a season (1976) ... Held a Patriots single-game record until 2007 with a 153.9 passer rating, achieved by completing 13 of 18 passes for 315 yards with five touchdowns and no interceptions (9/9/79) ... Named to the Patriots 35th Anniversary Team in 1994.

GROGAN'S PATRIOTS STATISTICS


Passing										Rushing			Passing										Rushing		
Years	G	Att	Comp	Yds	TD	Int	Rat.	Att	Yds	TD	Years	G	Att	Comp	Yds	TD	Int	Rat.	Att	Yds	TD				
1975	13	274	139	1,976	11	18	60.4	30	110	3	1983	12	303	168	2,411	15	12	81.4	23	108	2				
1976	14	302	145	1,903	18	20	60.4	60	397	12	1984	3	68	32	444	3	6	46.4	7	12	0				
1977	14	305	160	2,162	17	21	65.2	61	324	1	1985	7	156	85	1,311	7	5	84.1	20	29	2				
1978	16	362	181	2,824	15	23	63.6	81	539	5	1986	4	102	62	976	9	2	113.8	9	23	1				
1979	16	423	206	3,286	28	20	77.4	64	368	2	1987	7	161	93	1,183	10	9	78.2	20	37	2				
1980	12	306	175	2,475	18	22	73.1	30	112	1	1988	6	140	67	834	4	13	37.6	6	12	1				
1981	8	216	117	1,859	7	16	63.0	12	49	2	1989	7	261	133	1,697	9	14	60.8	9	19	0				
1982	6	122	66	930	7	4	84.4	9	42	1	1990	4	92	50	615	4	3	76.1	4	-5	0				
										Totals	149	3,593	1,879	26,886	182	208	69.6		445	2,176	35				

Jim Lee Hunt ★ DT ★ Prairie View

Patriots Seasons (12): 1960-71 ★ AFL All-Star Games (4)

Patriots Hall of Fame 1993


Hunt played from 1960-71 as an original member of the Patriots squad ... Played in 141 games during his 12-season Patriots career ... Voted to four AFL All-Star games (1961, 1966-67 and 1969) ... Voted the "best pass rushing tackle" by AFL scouts in 1967 ... Selected as a member of the All-AFL 10 Year Anniversary Team in 1971 ... Named to the Patriots 35th Anniversary Team in 1994 ... Named to the Patriots Team of the Century in 2000.



HUNT'S PATRIOTS STATISTICS

Years	G	Sacks	Years	G	Sacks	Years	G	Sacks
1960	6	0.0	1965	14	3.0	1969	14	3.5
1961	14	3.0	1966	14	9.0	1970	14	2.5
1962	14	0.0	1967	14	5.0	1971	14	0.0
1963	14	0.0	1968	14	1.5	Totals	141	29.0
1964	14	2.5						

PATRIOTS HALL OF FAME BIOS



Stanley Morgan ★ WR ★ Tennessee
Patriots Seasons (13): 1977-89 ★ Pro Bowls (4)
Patriots Hall of Fame 2007

Played for the Patriots for 13 seasons from 1977-89 ... Entering the 2011 NFL season, his career average of 19.2 yards per catch is the best in NFL history among the 100 players with 500 or more career receptions ... Of the 19 wide receivers in the Pro Football Hall of Fame, only one has a higher yards-per-catch average (Paul Warfield, 20.8) ... Entering the 2011 season, is the Patriots' all-time leader in touchdowns (68 total - 67 receiving, 1 punt ret.), receiving yards (10,352) and 100-yard receiving games (39) ... His total of 534 receptions with the Patriots stood as a franchise record from 1984 to 2006 ... His 1,491 receiving yards in 1986 and his 12 receiving touchdowns in 1979 were franchise records until 2007 ... Was honored in an enshrinement ceremony at the Patriots Kickoff Gala at Gillette Stadium on Aug. 27, 2007 ... Named to the Patriots All-Time Team in 2009.

MORGAN'S PATRIOTS STATISTICS

Years	G	Rec	Yds	Avg	Lg	TD	Years	G	Rec	Yds	Avg	Lg	TD	Years	G	Rec	Yds	Avg	Lg	TD					
1977	14	21	443	21.1	64t	3	1982	9	28	584	10.9	75t	3	1987	9	40	672	16.8	45	3					
1978	16	34	820	24.1	75t	5	1983	16	58	863	14.9	50t	2	1988	16	31	502	16.2	32	4					
1979	16	44	1002	22.8	63t	12	1984	13	38	709	18.7	76t	5	1989	10	28	486	17.4	55t	3					
1980	16	45	991	22.0	71	6	1985	15	39	760	19.5	50t	5	N.E. Totals						179	534	10352	19.4	76t	67
1981	13	44	1029	23.4	76t	6	1986	16	84	1491	17.8	44t	10												



Jon Morris ★ C ★ Holy Cross
Patriots Seasons (11): 1964-74 ★ AFL All-Star Games (6) ★ Pro Bowls (1)
Patriots Hall of Fame 2011

Jon Morris played 11 seasons for the Patriots, appearing in 130 games from 1964-74 ... Earned seven consecutive All-Star appearances with six AFL All-Star games (1964-69) and one Pro Bowl selection (1970) ... Seven league All-Star selections rank second in Patriots history behind Pro Football Hall of Famer John Hannah (9) ... First Patriots' player to be selected to the NFL Pro Bowl ... Anchored an offensive line that opened holes for Jim Nance to amass a team-record 45 touchdown from 1965-71 ... Named to the Patriots 50th Anniversary Team in 2009 as the center ... Member of the 1960s All-Decade Team.



Jim Nance ★ FB ★ Syracuse
Patriots Seasons (7): 1965-71 ★ 1966 AFL MVP ★ AFL All-Star Games (2)
Patriots Hall of Fame 2009

Played for the Patriots for seven seasons from 1965-71 ... Named the 1966 AFL Most Valuable Player ... Holds the Patriots career record with 45 rushing touchdowns, and his 5,323 career rushing yards rank second on the team's all-time list entering 2010 ... His 1,458 rushing yards in 1966 are the second highest single-season total in team history and stood as the team record for 38 years (1966-2004) ... His average of 104.1 rushing yards per game in 1966 remain a single-season Patriots record ... His 1,458 rushing yards in 1966 were the most in the 10-year history of the AFL and his 1,216 rushing yards in 1967 were the second most in AFL history ... Also played one season for the New York Jets (1973) and two seasons in the World Football League (1974-75) ... In 2009 became the first running back elected to the Patriots Hall of Fame ... Named to the Patriots All-Time Team in 2009.

NANCE'S PATRIOTS STATISTICS

Years	G	Rush	Yds	Avg	Lg	TD	Years	G	Rush	Yds	Avg	Lg	TD	Years	G	Rush	Yds	Avg	Lg	TD					
1965	14	111	321	2.9	20	5	1968	12	177	593	3.4	30t	4	1971	14	129	463	3.6	50t	5					
1966	14	299	1458	4.9	65	11	1969	14	193	750	3.9	43	6	N.E. Totals						94	1323	5323	4.0	65	45
1967	14	269	1216	4.5	53	7	1970	13	145	522	3.6	21	7												



PATRIOTS HALL OF FAME BIOS



Steve Nelson ★ LB ★ North Dakota State
Patriots Seasons (14): 1974-87 ★ Pro Bowls (3)
Patriots Hall of Fame 1993

Nelson spent his entire 14-season career with the Patriots, from 1974-87 ... Played in 174 games as a Patriot ... Voted to three NFL Pro Bowls (1981, 1985-86) ... Led the team in tackles in eight of his 14 seasons ... Recorded over 100 tackles nine times in his career and finished with 1,776 total tackles (10.2 avg. per game) ... Posted a career-high 207 stops in 1984, ranking second in franchise history ... Named to the Patriots 35th Anniversary Team in 1994 ... Named to the Patriots Team of the Century in 2000 ... Named to the Patriots All-Time Team in 2009.

NELSON'S PATRIOTS STATISTICS

Years	G	TT	UT	Sack	Int	Yds	Years	G	TT	UT	Sack	Int	Yds	Years	G	TT	UT	Sack	Int	Yds
1974	11	79	58	0	0	0	1979	15	135	85	2	1	18	1984	16	207	71	3.5	1	0
1975	14	157	118	2	2	8	1980	16	186	116	0	3	37	1985	15	149	74	2	0	0
1976	10	91	57	1	2	32	1981	12	126	62	0	0	0	1986	10	70	36	1	2	21
1977	13	134	90	4.5	0	0	1982	9	130	45	0	0	0	1987	11	99	35	0	0	0
1978	14	115	75	1	5	104	1983	8	98	30	1	1	6	Totals	174	1,776	952	18	17	226

Vito "Babe" Parilli ★ QB ★ Kentucky
Patriots Seasons (7): 1961-67 ★ AFL All-Star Games (3)
Patriots Hall of Fame 1993

Parilli played in 94 games for the Patriots from 1961-67 ... Threw for over 20,000 yards during his NFL career ... Voted to three AFL All-Star teams (1963-64 and 1966) and earned the AFL's Comeback Player of the Year Award in 1966 ... Named to the All-AFL 10 Year Anniversary Team in 1971 ... His 31 touchdown passes in 1964 were a team record until 2007 ... Enters the 2011 season ranked fourth on the Patriots all-time career passing list with 16,747 yards and fourth with 132 touchdowns on 2,413 attempts ... Ranks fourth on the Patriots' career completion list with 1,140.



PARILLI'S PATRIOTS STATISTICS

Years	G	Att	Comp	Yds	TD	Int	Rat.	Years	G	Att	Comp	Yds	TD	Int	Rat.
1961	14	198	104	1,314	13	9	76.5	1965	14	426	173	2,597	18	26	50.0
1962	10	253	140	1,988	18	8	91.5	1966	14	382	181	2,721	20	20	66.9
1963	14	337	153	2,345	13	24	52.1	1967	14	344	161	2,317	19	24	58.5
1964	14	473	228	3,465	31	27	70.8	Totals	94	2,413	1,140	16,747	132	138	64.8

CONTRIBUTORS

On the occasion of the Patriots' 50th anniversary season in 2009, one of Robert Kraft's first announcements was the induction of the team's founder, William H. "Billy" Sullivan, Jr. into the team's Hall of Fame. Sullivan became the first non-player to be inducted into The Hall.



William H. "Billy" Sullivan, Jr. ★ Founder
Patriots Hall of Fame 2009

On Nov. 16, 1959, William H. Sullivan, Jr. was awarded the eighth and final charter franchise of the American Football League ... Sullivan, with nine other investors, sold non-voting public stock in the franchise to raise capital to help post the franchise fee of \$25,000 ... In 1975, Sullivan purchased additional stock to become majority owner, and in 1976, he purchased all the remaining non-voting stock in the team ... In 1983, Schaefer Stadium was renamed Sullivan Stadium to honor Sullivan's contributions to the franchise ... Sullivan owned the Patriots through 1988, when he sold the franchise to Victor Kiam.

PATRIOTS ALL-DECADE TEAMS

In 2009, on the occasion of the Patriots' 50th Anniversary Season, the Patriots Hall of Fame Selection Committee selected all-decade teams to represent the greatest players from each decade in team history.

The 1960s All-Decade Team was previously chosen in 1971 as the Patriots' 10th Anniversary Team.

The 2000s All-Decade Team was chosen in 2010, and subsequent all-decade teams will be selected upon the conclusion of each decade.

2000s ALL-DECADE TEAM

OFFENSE			DEFENSE			SPECIAL TEAMS		
OT	Nick Kaczur	2005-present	DE	Richard Seymour	2001-08	K	Adam Vinatieri	1996-05
OT	Matt Light	2001-present	DE	Ty Warren	2003-present	P	Josh Miller	2004-06
G	Joe Andruzzi	2000-04	NT	Vince Wilfork	2004-present	Ret	Kevin Faulk	1999-present
G	Logan Mankins	2005-present	OLB	Willie McGinest	1994-05	SpT	Larry Izzo	2001-08
C	Dan Koppen	2003-present	OLB	Mike Vrabel	2001-08	Head Coach		
TE	Daniel Graham	2002-06	ILB	Tedy Bruschi	1996-08	Bill Belichick		
WR	Troy Brown	1993-07	ILB	Roman Phifer	2001-04	2000-present		
WR	Randy Moss	2007-2010	CB	Ty Law	1995-04			
WR	Wes Welker	2007-present	CB	Asante Samuel	2003-07			
QB	Tom Brady	2000-present	S	Rodney Harrison	2003-08			
RB	Corey Dillon	2004-06	S	Lawyer Milloy	1996-02			

1990s ALL-DECADE TEAM

OFFENSE			DEFENSE			SPECIAL TEAMS		
OT	Bruce Armstrong	1987-00	DE	Willie McGinest	1994-05	K	Adam Vinatieri	1996-05
OT	Pat Harlow	1991-95	DE	Brent Williams	1986-93	P	Tom Tupa	1996-98
G	Todd Rucci	1993-99	NT	Tim Goad	1988-94	Ret	Dave Meggett	1995-97
G	Max Lane	1994-00	OLB	Andre Tippett	1982-93	SpT	Larry Whigham	1994-00
C	Dave Wohlabaugh	1995-98	OLB	Chris Slade	1993-00	Head Coach		
TE	Ben Coates	1991-99	ILB	Vincent Brown	1988-95	Bill Parcells		
WR	Terry Glenn	1996-01	ILB	Ted Johnson	1995-04	1993-96		
WR	Shawn Jefferson	1996-99	CB	Maurice Hurst	1989-95			
QB	Drew Bledsoe	1993-01	CB	Ty Law	1995-04			
RB	Curtis Martin	1995-97	S	Willie Clay	1996-98			
RB	Leonard Russell	1991-93	S	Lawyer Milloy	1996-02			

1980s ALL-DECADE TEAM

OFFENSE			DEFENSE			SPECIAL TEAMS		
OT	Bruce Armstrong	1987-00	DE	Julius Adams	1971-87	K	Tony Franklin	1984-87
OT	Brian Holloway	1981-86	DE	Garin Veris	1985-91	P	Rich Camarillo	1981-87
G	John Hannah	1973-85	NT	Richard Bishop	1976-81	Ret	Irving Fryar	1984-92
G	Ron Wooten	1982-88	OLB	Andre Tippett	1982-93	SpT	Mosi Tatupu	1978-90
C	Pete Brock	1976-87	OLB	Don Blackmon	1981-87	Head Coach		
TE	Lin Dawson	1981-90	ILB	Steve Nelson	1974-87	Raymond Berry		
WR	Irving Fryar	1984-92	ILB	Johnny Rember	1983-92	1984-89		
WR	Stanley Morgan	1977-89	CB	Raymond Clayborn	1977-89			
QB	Steve Grogan	1975-90	CB	Ronnie Lippett	1983-91			
RB	Tony Collins	1981-87	S	Roland James	1980-90			
RB	Craig James	1984-88	S	Fred Marion	1982-91			

1970s ALL-DECADE TEAM

OFFENSE			DEFENSE			SPECIAL TEAMS		
OT	Leon Gray	1973-78	DE	Julius Adams	1971-87	K	John Smith	1974-83
OT	Tom Neville	1965-77	DE	Tony McGee	1974-81	P	Mike Patrick	1975-78
G	John Hannah	1974-85	NT	Ray Hamilton	1973-81	Ret	Mack Herron	1973-75
G	Sam Adams	1972-80	OLB	Steve Zabel	1975-78	SpT	Mosi Tatupu	1978-90
C	Bill Lenkaitis	1971-81	OLB	Steve King	1973-81	Head Coach		
TE	Russ Francis	1975-80, 87-88	ILB	Steve Nelson	1974-87	Chuck Fairbanks		
WR	Stanley Morgan	1977-89	ILB	Sam Hunt	1974-79	1973-78		
WR	Randy Vataha	1971-76	CB	Raymond Clayborn	1977-89			
QB	Steve Grogan	1975-90	CB	Mike Haynes	1976-82			
RB	Sam Cunningham	1973-79, 81-82	S	Tim Fox	1976-81			
RB	Andy Johnson	1974-81	S	Prentice McCray	1974-80			

1960s ALL-DECADE TEAM

OFFENSE			DEFENSE			SPECIAL TEAMS		
OT	Charlie Long	1961-69	DE	Bob Dee	1960-67	K	Gino Cappelletti	1960-70
OT	Tom Neville	1965-77	DE	Larry Eisenhauer	1961-69	P	Tom Yewic	1961-67
G	Billy Neighbors	1962-65	DT	Houston Antwine	1961-71	Ret	Larry Garron	1960-68
G	Lennie St. Jean	1964-73	DT	Jim Lee Hunt	1960-71	SpT	Don Webb	1962-71
C	Jon Morris	1964-74	OLB	Tom Addison	1960-67	Head Coach		
TE	Jim Whalen	1965-69	OLB	Ed Philpott	1966-71	Mike Holovak		
WR	Jim Colclough	1960-68	MLB	Nick Buoniconti	1962-68	1961-68		
WR	Art Graham	1963-69	CB	Chuck Shonta	1960-67			
QB	Vito "Babe" Parilli	1961-67	CB	Daryl Johnson	1968-71			
RB	Larry Garron	1960-68	S	Don Webb	1962-71			
RB	Jim Nance	1965-71	S	Ron Hall	1961-67			



PATRIOTS 50TH ANNIVERSARY TEAM



In recognition of the 50th anniversary season, the Patriots' Hall of Fame nominating committee selected an All-Time Team recognizing the greatest players at each position to play for the Patriots over 50 years.

HEAD COACH: Bill Belichick

HONORARY OFFENSIVE CAPTAIN: Gino Cappelletti

HONORARY DEFENSIVE CAPTAIN: Tedy Bruschi

ALL-TIME OFFENSE


Bruce Armstrong	Tackle
Matt Light	Tackle
John Hannah	Guard
Logan Mankins	Guard
Jon Morris	Center
Ben Coates	Tight End
Stanley Morgan	Wide Receiver
Troy Brown	Wide Receiver
Irving Fryar	Wide Receiver
Tom Brady	Quarterback
Jim Nance	Running Back
Sam Cunningham	Running Back

ALL-TIME DEFENSE

Julius Adams	Defensive End
Richard Seymour	Defensive End
Houston Antwine	Defensive Tackle
Vince Wilfork	Defensive Tackle
Andre Tippett	Outside Linebacker
Mike Vrabel	Outside Linebacker
Steve Nelson	Inside Linebacker
Nick Buoniconti	Inside Linebacker
Mike Haynes	Cornerback
Ty Law	Cornerback
Fred Marion	Safety
Rodney Harrison	Safety

ALL-TIME SPECIALISTS

Adam Vinatieri	Place Kicker	Rich Camarillo	Punter
Kevin Faulk	Returner	Mosi Tatupu	Special Teams



The Patriots' 50th Anniversary Team was recognized during halftime of the Patriots' 2009 home-opener against the Buffalo Bills on September 14.

PATRIOTS IN THE PRO BOWL

Includes AFL All-Star Games (1960-1970) and AFC-NFC Pro Bowls (1971-2011)

1960 (4) No game played LB Tom Addison (1) DB Ross O'Hanley (1) DE Bob Dee (1) G Charlie Leo (1)	DT Jim Lee Hunt (3) C Jon Morris (4) FB Jim Nance (2) T Don Oakes (1)	1985 (8) CB Ray Clayborn (2) RT Irving Fryar (1) G John Hannah (9) T Brian Holloway (3) RB Craig James (1) FS Fred Marion (1) LB Steve Nelson (3) LB Andre Tippett (2)	2001 (4) QB Tom Brady (1) WR Troy Brown (1) CB Ty Law (2) S Lawyer Milloy (3)
1961 (7) LB Tom Addison (2) DB Fred Bruney (1) WR Gino Cappelletti (1) DE Bob Dee (2) HB Larry Garron (1) DT Jim Hunt (1) G Charlie Leo (2)	1968 (5) WR/K Gino Cappelletti (5) CB Leroy Mitchell (1) C Jon Morris (5) T Tom Neville (2)	1986 (5) CB Ray Clayborn (3) K Tony Franklin (1) WR Stanley Morgan (3) SpT Mosi Tatupu (1) LB Andre Tippett (3)	2002 (6) SpT Larry Izzo (2) S Lawyer Milloy (4) CB Ty Law (3) DT Richard Seymour (1) K Adam Vinatieri (1) C Damien Woody (1)
1962 (6) LB Tom Addison (3) DB Fred Bruney (2) DE Larry Eisenhauer (1) WR Jim Colclough (1) DB Dick Felt (1) T Charlie Long (1)	1969 (6) RB Carl Garrett (1) DT Jim Lee Hunt (4) C Jon Morris (6) WR Ron Sellers (1) QB Mike Taliaferro (1) S Don Webb (1)	1987 (2) WR Stanley Morgan (4) LB Andre Tippett (4)	2003 (3) CB Ty Law (4) LB Willie McGinest (2) DT Richard Seymour (2)
1963 (11) LB Tom Addison (4) DT Houston Antwine (1) LB Nick Buoniconti (1) WR Gino Cappelletti (2) DE Bob Dee (3) DE Larry Eisenhauer (2) FB Larry Garron (2) DB Ron Hall (1) G Charlie Long (2) G Billy Neighbors (1) QB Babe Parilli (1)	1970 (1) C Jon Morris (7)	1988 (3) RB John Stephens (1) LB Andre Tippett (5) LB Johnny Rember (1)	2004 (5) QB Tom Brady (2) LB Tedy Bruschi (1) SpT Larry Izzo (3) DT Richard Seymour (3) K Adam Vinatieri (2)
1964 (9) LB Tom Addison (5) DT Houston Antwine (2) LB Nick Buoniconti (2) WR/K Gino Cappelletti (3) DE Bob Dee (3) DE Larry Eisenhauer (3) RB Larry Garron (3) C Jon Morris (1) QB Babe Parilli (2)	1971-75 (0) None	1989 (1) LB Johnny Rember (2)	2005 (2) QB Tom Brady (3) DT Richard Seymour (4)
1965 (4) DT Houston Antwine (3) LB Nick Buoniconti (3) DE Bob Dee (4) C Jon Morris (2)	1976 (4) TE Russ Francis (1) T Leon Gray (1) G John Hannah (1) CB Mike Haynes (1)	1990 (1) T Bruce Armstrong (1)	2006 (2) T Matt Light (1) DT Richard Seymour (5)
1966 (11) DT Houston Antwine (4) LB Nick Buoniconti (4) WR/K Gino Cappelletti (4) DE Larry Eisenhauer (4) DT Jim Lee Hunt (2) C Jon Morris (3) FB Jim Nance (1) T Tom Neville (1) DB Babe Parilli (3) QB Chuck Shonta (1) G Len St. Jean (1)	1977 (2) TE Russ Francis (2) CB Mike Haynes (2)	1991 (2) T Bruce Armstrong (2) TE Marv Cook (1)	2007 (8) QB Tom Brady (4) C Dan Koppen (1) T Matt Light (2) G Logan Mankins (1) WR Randy Moss (6) CB Asante Samuel (1) LB Mike Vrabel (1) NT Vince Wilfork (1)
1967 (7) DT Houston Antwine (5) LB Nick Buoniconti (5) RB Larry Garron (4)	1978 (5) FB Sam Cunningham (1) TE Russ Francis (3) T Leon Gray (2) G John Hannah (2) CB Mike Haynes (3)	1992 (1) TE Marv Cook (2)	2008 (2) K Stephen Gostkowski (1) WR Wes Welker (1)
	1979 (3) G John Hannah (3) CB Mike Haynes (4) WR Stanley Morgan (1)	1993 (0) None	2009 (5) QB Tom Brady (5) G Logan Mankins (2) S Brandon Meriweather (1) WR Wes Welker (2) NT Vince Wilfork (2)
	1980 (7) DE Julius Adams (1) FS Tim Fox (1) G John Hannah (4) CB Mike Haynes (5) WR Stanley Morgan (2) LB Steve Nelson (1) PK John Smith (1)	1994 (3) T Bruce Armstrong (3) QB Drew Bledsoe (1) TE Ben Coates (1)	2010 (8) QB Tom Brady (6) LT Matt Light (3) G Logan Mankins (3) LB Jerod Mayo (1) CB Devin McCourty (1) S Brandon Meriweather (2) WR Wes Welker (3) NT Vince Wilfork (3)
	1981 (1) G John Hannah (5)	1995 (3) T Bruce Armstrong (4) TE Ben Coates (2) RB Curtis Martin (1)	2011 (8) QB Tom Brady (7) DE Andre Carter (1) TE Rob Gronkowski (1) G Logan Mankins (4) ST Matthew Slater (1) G Brian Waters (6) WR Wes Welker (4) NT Vince Wilfork (4)
	1982 (2) G John Hannah (6) CB Mike Haynes (6)	1996 (6) T Bruce Armstrong (5) QB Drew Bledsoe (2) TE Ben Coates (3) RB Curtis Martin (2) DE Willie McGinest (1) KR David Meggett (1)	
	1983 (5) P Rich Camarillo (1) CB Ray Clayborn (1) RB Tony Collins (1) G John Hannah (7) T Brian Holloway (1)	1997 (5) T Bruce Armstrong (6) QB Drew Bledsoe (3) TE Ben Coates (4) LB Chris Slade (1) SpT Larry Whigham (1)	
	1984 (4) G John Hannah (8) T Brian Holloway (2) LB Steve Nelson (2) LB Andre Tippett (1)	1998 (3) TE Ben Coates (5) CB Ty Law (1) S Lawyer Milloy (1)	
		1999 (2) WR Terry Glenn (1) S Lawyer Milloy (2)	
		2000 (0) None	

PATRIOTS PRO BOWL RECORDS

MOST APPEARANCES

9	John Hannah (1976, 1978-85)
7	Tom Brady (2001, 2004-05, 2007, 2009-11)
7	Jon Morris (1964-1970)
6	Houston Antwine (1963-68)
6	Bruce Armstrong (1990-91, 1994-97)
6	Mike Haynes (1976-80, 1982)

MOST CONSECUTIVE APPEARANCES

8	John Hannah (1978-85)
7	Jon Morris (1964-70)
6	Houston Antwine (1963-68)
5	Ben Coates (1994-98)
5	Mike Haynes (1976-80)
5	Richard Seymour (2002-06)
5	Andre Tippett (1984-88)

NOTE: The year indicates the season in which the player was selected for Pro Bowl participation, but the game itself is played the following January or February. For example, players selected in the 2009 season played in the 2010 Pro Bowl, but are listed under 2009.



HISTORICAL TIMELINE: 1959-70

1959

- Nov. 16 American Football League's eighth and final franchise is awarded to William H. Sullivan, Jr.
- Nov. 22 Northwestern RB Ron Burton is selected as first draft choice and Syracuse RB Gerhardt Schwedes is made first territorial choice.
- Dec. Mike Holovak is named director of player personnel. He is the first executive hired.
- Dec. 20 Clemson QB Harvey White becomes the first player to sign a Boston Patriots contract.

1960

- Feb. 8 Lou Saban is appointed first head coach.
- Feb. 20 As the result of a public contest, the team nickname of Patriots is chosen. The Patriots also announce that the team colors will be red, white and blue.
- April 1 Boston University Field is named as the Patriots first home.
- April 2 Patriots become first pro team in history to issue public stock.
- April 19 Uniformed Patriot centering football (creative work of cartoonist Phil Bissell) is adopted as team logo.
- July 4 Team opens first training camp at the University of Massachusetts, 350 players attended.
- Aug. 14 Patriots play their first home game, a 24-14 pre-season loss to the Dallas Texans before 11,000 fans at Harvard Stadium.
- Sept. 9 In their first regular season game, the Patriots open with a 13-10 loss to Denver at B.U. Field before a crowd of 21,597.
- Sept. 16 DB Chuck Shonta recovered a fumble on the final play of the game and ran for a touchdown to give the Patriots their first victory with a 28-24 advantage over the N.Y. Titans at the Polo Grounds in New York.
- Nov. 25 The Patriots host the Houston Oilers in front of 27,123 fans at B.U. Field, recording the first sellout in the history of the AFL.

1961


- Oct. 10 Mike Holovak replaces Lou Saban as head coach.
- Dec. 17 The Patriots ended the season with a 41-0 shutout over San Diego to finish with a 9-4-1 record, second in the AFL Eastern Division. The 41-point margin of victory remains the largest shutout victory in Patriots history.

1962

- Sept. 16 Opened the season at Harvard Stadium and beat the Houston Oilers, 34-21. The Patriots played the remainder of their games at Boston University Field.
- Dec. 12 The Oakland Raiders claim one of the AFL's most shocking upsets with a 20-0 victory over the Patriots in the season finale. It was the Raiders' only victory of the season and knocked the Patriots out of championship contention.

1963

- Oct. 11 Patriots play their first game in Fenway Park and beat Oakland, 20-14.
- Dec. 28 With a 26-8 victory over Buffalo, the Patriots win the AFL's Eastern Division title in the league's only season-ending tie-breaker game.



In the AFL's first ever preseason game on July 30, 1960, the Patriots defeat Buffalo 28-7 at War Memorial Stadium. Patriots DE Bob Dee (above) recovered a fumble for the league's first touchdown.

1964

- Jan. 5 The Patriots fall in the AFL title game, 51-10, to the Chargers in San Diego.
- Oct. 4 Gino Cappelletti boots six field goals in a win at Denver, setting the team's single-game record.
- Dec. 20 Gino Cappelletti finished the season with 155 total points, an AFL record and ranks fourth in NFL history. He won AFL MVP honors.

1966

- Rommie Loudd becomes the first African-American assistant coach in the AFL when Mike Holovak adds him to the Patriots coaching staff prior to the 1966 season. The following season, Loudd was named director of player personnel.
- Dec. 17 Jim Nance rushes for 78 yards against the N.Y. Jets in the season finale giving him 1,458 yards rushing for the season, a Patriots single-season team record until 1995. Nance was later honored with the league's Most Valuable Player award.

1967

- Aug. 13 Patriots played the Baltimore Colts of the NFL in a preseason game. It was the first time the Patriots had played an NFL team. The Patriots lost the game 33-3.
- Dec. 17 Jim Nance finishes the season with 1,216 yards rushing and becomes the first player in AFL history to rush for over 1,000 yards in back-to-back seasons.

1968

- Nov. 10 Gino Cappelletti became the first player in AFL history to score more than 1,000 points in his career, reaching the milestone on a 19-yard touchdown catch vs. San Diego.

1969

- Jan. 30 Patriots appoint Clive Rush as vice president and head coach.

1970

- Feb. 1 The AFL and NFL announce a merger, forming a common league with 26 teams, 13 in the American Football Conference and 13 in the National Football Conference.

HISTORICAL TIMELINE: 1970-82

1970 (Cont.)

- April 4 Foxboro, Mass. selected as the new playing site for the Patriots.
- Sept. 23 Official ground-breaking ceremonies begin for the construction of the Patriots new stadium in Foxboro, Mass. The stadium opened nearly one year later.
- Nov. 12 John Mazur replaces Clive Rush as head coach.

1971

- Mar. 22 The Boston Patriots are renamed the New England Patriots.
- Aug. 15 The Patriots make their debut at Schaefer Stadium in Foxboro. Gino Cappelletti kicked a 36-yard field goal for the first points scored in the stadium as the Patriots topped the N.Y. Giants, 20-14, before 60,423 fans.



The Patriots played their first game at Schaefer Stadium in 1971 in front of 60,423 fans.

1972

- Feb. 17 The Patriots made financial history by paying first cash dividend of 15 cents per share.

1973

- Jan. 26 Chuck Fairbanks is named head coach and general manager.
- Jan. 30 The Patriots solidify their franchise for years to come when they selected John Hannah (4th overall), RB Sam Cunningham (11th) and WR Darryl Stingley (19th) in the first round of the 1973 draft.

1975

- Nov. 7 President William H. Sullivan, Jr. became the first majority owner in club history when he purchased additional voting stock to give him 88 percent of the franchise's voting stock.

1976

- July 10 Patriots open their training camp for the first time at Bryant College in Smithfield, R.I. after spending the summers of 1969-75 at UMass-Amherst.
- Dec. 5 Patriots defeat New Orleans, 27-6, at Foxboro to qualify for their first NFL playoff appearance and their first playoff appearance since the 1963 AFL Championship game.
- Dec. 8 Non-voting stockholders approve offer of \$15 per share made by Billy Sullivan to purchase all non-voting stock.
- Dec. 18 Lost AFC divisional playoff game to the eventual Super Bowl Champion Oakland Raiders, 24-21, in the final 10 seconds of the game.

1977

- Aug. 20 Work completed on installation of new surface (Super Turf) in Schaefer Stadium.

1978

- Dec. 10 Patriots clinch their first outright divisional championship in the club's history with a last-minute 26-24 victory over Buffalo at home.
- Dec. 31 Patriots lose 31-14 to Houston in first playoff game ever played in Foxboro.

1979

- April 2 Patriots announce that head coach and general manager Chuck Fairbanks has been released from his contract to assume duties as head football coach at the University of Colorado.
- April 6 Francis "Bucko" Kilroy named general manager and former Patriots offensive coordinator Ron Erhardt is named head coach.
- Sept. 3 Former wide receiver Darryl Stingley is named Executive Director of Player Personnel.
- Dec. 16 In a 27-23 victory over the Minnesota Vikings to close out the 1979 regular season, WR's Harold Jackson and Stanley Morgan became the first and second players in Patriots history to surpass the 1,000-yard receiving single-season mark. Jackson finished the 1979 campaign with 1,013 yards and Morgan totaled 1,002.

1980

- Feb. 25 Paul Sonnabend resigns as Executive Director of the NFL Management Council and is appointed as Vice President and a member of the Board of Directors of the Patriots.
- April 8 William H. "Billy" Sullivan, Jr., President of the Patriots, is re-elected as Chairman of the Board of NFL Properties.

1981

- Nov. 29 FB Sam Cunningham, with 35 yards on nine carries against St. Louis at Foxboro, surpasses Jim Nance (5,323 yards on 1,323 carries) as the Patriots all-time career rushing leader.

1982

- Jan. 15 Ron Meyer, head coach at Southern Methodist University from 1976-81, is named the eighth head coach in club history.
- Dec. 12 The Patriots defeat the Miami Dolphins, 3-0, in the "Snow Plow Game." Mark Henderson used a snow plow to clear a kicking surface on the Schaefer Stadium turf for John Smith. Smith then connected on a 33-yard field goal which would be the only scoring of the game.



HISTORICAL TIMELINE: 1983-86

1983

- Jan. 8 In their first playoff appearance since 1978, the Patriots lose to the eventual AFC Champion Miami Dolphins at the Orange Bowl, 28-13.
- Feb. 16 General manager Bucko Kilroy is promoted to the position of Vice President and Patrick Sullivan, assistant general manager for four years, is named general manager.
- May 23 Schaefer Stadium is renamed Sullivan Stadium in honor of the founder and driving force behind the Patriots franchise, William H. "Billy" Sullivan, Jr.
- June 29 Sullivan Stadium is officially rededicated and the Boston Pops perform a concert in the stadium that is free to the public.

1984

- June 1 The Patriots organize a fan advisory board, a group of season ticket holders who will help advise the Patriots on how to make Sullivan Stadium a more exciting and more pleasant place to bring a family to watch an NFL game.
- June 5 In the first-ever NFL Supplemental Draft, the Patriots select slotback Ricky Sanders of the Houston Gamblers, running back Eric Jordan of the Oakland Invaders and quarterback Walter Lewis of the Memphis Showboats.
- Oct. 25 Hall of Fame receiver Raymond Berry is named the head coach of the Patriots, replacing Ron Meyer. Berry, a former Patriots assistant coach, becomes the team's ninth head coach.

1985

- Oct. 13 Raymond Clayborn establishes a new team record for consecutive starts by starting his 111th straight game. Ray Hamilton had the old mark of 110 (set Sept. 16, 1973 to Oct. 26, 1980). Clayborn celebrated the record-setting day by scoring his first professional touchdown on a 27-yard interception return vs. Buffalo.
- Dec. 28 The Patriots defeated the New York Jets, 26-14, at The Meadowlands (East Rutherford, N.J.) in



Patriots head coach Raymond Berry was carried off the field by his players after the Patriots defeated the Miami Dolphins, 31-14, in the 1985 AFC Championship Game, advancing to Super Bowl XX.

1985 (Cont.)

the AFC wild-card game. With the victory, the Patriots won their first NFL playoff game (the Patriots were 0-3 in the NFL playoffs prior to the game).

1986

- Jan. 12 The Patriots defeated the Miami Dolphins, 31-14, to claim their first AFC Championship in team history. In doing so, the Patriots ended an 18-game losing streak at the Orange Bowl that began in 1967. Raymond Berry became the first Patriots head coach to lead his team to the Super Bowl.
- Jan. 26 The Patriots reach the Super Bowl for the first time in team history, playing the Chicago Bears in Super Bowl XX in the Louisiana Superdome in New Orleans. The Bears won the game, 46-10.



- Jan. 27 Defensive end Julius Adams retires after 15 years (all with the Patriots). He was the oldest active defensive lineman in the league at age 37 when he retired, and held the team record until 2000 with 210 games played.
- June 12 Coach Raymond Berry, who led the Patriots to the AFC Championship and Super Bowl XX in his first full season as the team's head coach, signs new five-year contract.
- June 30 John Hannah, who was selected to the Pro Bowl a team record nine times, announces his retirement. He retires after starting 183 games, a team record until 1999.
- Sept. 7 1985 AFC Championship banner is raised at Sullivan Stadium in pregame ceremony prior to the season opener vs. Indianapolis. The banner is 10 feet wide and 15 feet long. Mr. William H. "Billy" Sullivan, Jr. is joined by the governors from each of the New England states.
- Sept. 21 QB Tony Eason throws for a then team-record 414 yards. The Patriots lose to Seattle, 38-31, in the game played in Foxboro. Eason was 26-of-45 with three touchdowns and no interceptions.
- Dec. 7 WR Stanley Morgan establishes a new team record for catches in one season with his 67th catch (had five catches on the day). Morgan, who finished the season with 84 catches, broke Derrick Ramsey's previous mark of 66 catches, set in 1984.
- Dec. 31 NEP Partners purchase a three-year option to buy the Patriots.

HISTORICAL TIMELINE: 1987-94

1987

- Nov. 29 Cornerback Raymond Clayborn ends his consecutive games played streak at 161. Clayborn broke Gino Cappelletti's record of 152 consecutive games played and Ray Hamilton's record 110 consecutive starts.

1988

- July 28 Victor K. Kiam II, the owner and chief executive officer of Remington Products, Inc. of Bridgeport, Conn., agrees to purchase the team from William H. "Billy" Sullivan, Jr.
- Oct. 28 Victor K. Kiam II becomes majority owner and chairman of the Patriots. Francis W. Murray, the minority owner, is the vice chairman. William H. "Billy" Sullivan, Jr., the founder and previous owner, remains as the team's president. The Kiam, Murray and Sullivan team is known as KMS Limited.
- Nov. 23 K-Korp, a company co-owned by Robert Kraft, purchases Sullivan Stadium.
- Dec. 4 Veteran wide receiver Stanley Morgan catches his 500th career reception vs. Seattle.

1989

- Jan. 6 Running back John Stephens is named the Old Spice/NFL Rookie of the Year.

1990

- Sullivan Stadium is renamed Foxboro Stadium.
- Feb. 27 Rod Rust is named the head coach of the Patriots, replacing Raymond Berry (who was relieved of his duties on Feb. 26). Rust, a former Patriots defensive coordinator, becomes the team's 10th head coach.
- Mar. 14 Former Patriots offensive guard John Hannah and cornerback Mike Haynes are selected to the National Football League's All-1980s team, while current linebacker Andre Tippett earned second-team honors.
- Dec. 20 Sam Jankovich, the University of Miami's Athletic Director from 1982-90, is named the chief executive officer of the Patriots.

1991

- Jan. 7 Dick MacPherson is named head coach of the Patriots, replacing Rod Rust (who was relieved of his duties on Jan. 4). MacPherson, the head coach at Syracuse for 10 seasons, becomes the team's 11th head coach.
- May 3 The installation of a natural grass playing surface at Foxboro Stadium is completed.
- July 27 Former Patriots offensive guard John Hannah is inducted into the Pro Football Hall of Fame in Canton, Ohio.



1992

- May 11 James B. Orthwein purchases the controlling interest of the Patriots from Victor K. Kiam II. Orthwein becomes Chairman of the Board of the club, while Francis W. Murray, the club's minority owner, becomes President. Sam Jankovich remains the CEO.
- Aug. Gino Cappelletti and Nick Buoniconti are inducted into the Patriots Hall of Fame.

1993

- Jan. 9 Sam Jankovich, the Patriots chief executive officer for the past two seasons, resigns.
- Jan. 21 Bill Parcells is named head coach of the Patriots, replacing Dick MacPherson (who was relieved of his duties on Jan. 8). Parcells becomes the team's 12th head coach. In addition, Patrick Forte is named Executive Vice President of Football Operations and James Hausmann is named Executive Vice President of Business Operations.
- Mar. 31 The Patriots unveil their new logo and uniforms at a press conference at the Four Seasons Hotel in Boston. The new icon features a streamlined head of a minuteman while the primary color of the uniforms changes from red to blue.
- Aug. 18 Bob Dee, Jim Lee Hunt, Steve Nelson and Babe Parilli are inducted into the Patriots Hall of Fame.

1994

- Jan. 2 Patriots LB Andre Tippett sacked Dolphin QB Scott Mitchell to record his 100th career sack. Tippett leads all Patriots with 100 sacks (Julius Adams ranks second with 79.5).
- Jan. 21 Robert K. Kraft becomes the Patriots fourth owner in the club's 35-year history with an agreement to purchase the team from James Orthwein.



Andre Tippett played in the final game of his career on Jan. 2, 1994. In that game, he sacked Miami's Scott Mitchell to end his career with a team-record 100.0 sacks.

HISTORICAL TIMELINE: 1994-97

1994 (Cont.)

- Feb. 25 The sale of the Patriots from James Orthwein to Robert K. Kraft becomes official.
- Feb. 26 Patriots fans respond to the sale by purchasing 5,958 season tickets, a Patriots single-day sales record.



On January 21, 1994 Robert K. Kraft becomes the Patriots fourth owner in the club's 35-year history with an agreement to purchase the team from James Orthwein.



On February 26, 1994, Patriots fans respond to the sale by braving a snow storm to purchase 5,958 season tickets. The one-day mark is a Patriots single-day sales record.

- May 12 Andre Tippett is appointed director of player resources upon his announced retirement.
- June 1 Second-round draft choice Kevin Lee becomes the 10th and final 1994 Patriots draft choice to sign a contract. The 37-day signing period is the fastest reported to the league since the 1970 AFL-NFL merger.
- Nov. The Patriots announce WBCN - 104.1 FM as the team's new radio flagship station after reaching a three-year agreement.
- Dec. 24 The Patriots defeat the Chicago Bears, 13-3, clinching the team's first playoff berth since 1986.

1995

- Jan. 1 The Cleveland Browns defeat the Patriots 20-13 in a wild-card playoff game.
- Feb. 9 The Patriots announce Boston's ABC affiliate WCVB-TV (Channel 5) as their preseason television flagship station. WCVB will televise preseason games and a weekly Patriots show, called Patriots All-Access.
- Mar. 29 The Patriots publish their premier issue of *Patriots Football Weekly*, the team's official newspaper.

1995

- Apr. 29 For the first time in franchise history, every home game is sold out before the season begins as the remaining 15,000 tickets are sold individually to non-season ticket holders.

1996

- July 20 Owner Robert Kraft signs QB Drew Bledsoe to a seven-year contract extension.
- Dec. 8 The Patriots clinch their second playoff berth in two years by defeating the N.Y. Jets, 34-10.
- Dec. 15 The Patriots clinch their first AFC Division title since 1986.
- Dec. 21 The Patriots score 23 unanswered second half points and defeat the N.Y. Giants 23-22 to secure a first-round playoff bye and first home playoff game since 1978. WR Terry Glenn finished the 1996 season with 90 receptions, setting a new league rookie reception record (83 by Earl Cooper - 1980).

1997

- Jan. 5 The Patriots win their first home playoff game in team history by defeating the Pittsburgh Steelers 28-3 in Foxboro Stadium.
- Jan. 12 Otis Smith's 47-yard fumble return for a touchdown with 2:36 remaining enabled the Patriots to defeat the Jacksonville Jaguars 20-6 and earn their second AFC Championship and a trip to Super Bowl XXXI.
- Jan. 26 The Patriots lose 35-21 to the Green Bay Packers in Super Bowl XXXI. The two teams set a Super Bowl record for the most points scored by two teams in the first quarter with 24. At the time, the game was the fourth most-watched program in television history.



- Jan. 31 Bill Parcells steps down as head coach.
- Feb. 3 The Patriots name Pete Carroll as their 13th head coach. Carroll, former head coach of the New York Jets in 1994, spent the '95 and '96 seasons as defensive coordinator of the San Francisco 49ers.
- July 26 Former Patriot CB Mike Haynes is inducted into the Pro Football Hall of Fame.
- Aug. 25 The Patriots introduce the world's first direct to digital nightly video webcast. The webcast contains everything from Patriots player interviews and press conferences to game reviews and previews.
- Sept. 21 For the third time in team history, and first since 1974, the Patriots started the 1997 season 4-0 with a 31-3 victory over Chicago.



HISTORICAL TIMELINE: 1997-2002

1997 (Cont.)

- Dec. 22 The Patriots clinched their second consecutive AFC East Division Championship with a 14-12 victory over the Miami Dolphins. It was their first back-to-back division championship in franchise history and their third playoff appearance in four years. With their victory over the Dolphins, the Patriots finished the 1997 season 7-1 against their division opponents, which tied a then-franchise record.
- Dec. 28 The Patriots won their third home playoff game in two years when they defeated the Miami Dolphins, 17-3.

1998

- Jan. 3 The Patriots lost 7-6 to the Pittsburgh Steelers in the Divisional Playoff round.
- Feb. 23 William H. "Billy" Sullivan Jr., the founder of the New England Patriots, died at the age of 82 in Atlantis, Fla.
- Dec. 13 QB Drew Bledsoe completed a 4-yard pass to TE Lovett Purnell to become the Patriots' all-time leading completion leader, surpassing Steve Grogan (1,876).
- Dec. 20 The Patriots defeat the San Francisco 49ers, 24-21, to qualify for the playoffs for the third consecutive year.

1999

- Jan. 3 Jacksonville Jaguars defeat the Patriots, 25-10, in a wild card playoff game.
- Feb. 7 Patriots CB Ty Law returns an interception 67 yards for a touchdown to propel the AFC to a 23-10 victory in the Pro Bowl. Law, who was selected to play in the game for the first time, was named co-MVP for his efforts.
- June "Patriots All-Access," the Patriots weekly television show wins a New England Emmy for Best Sports Series.
- June 21 The Patriots sold all their remaining tickets for every regular season game in just 90 minutes.
- Nov. 15 Patriots linebacker Andre Tippett is inducted into the Patriots Hall of Fame.
- Dec. 6 In a Foxboro town meeting, over 93 percent of the town's residents voted in favor of passing six necessary articles to approve the stadium project.


2000

- Jan. 27 Patriots name Bill Belichick the 14th head coach in franchise history.



2000 (Cont.)

- April 18 The Patriots unveil the designs for their new stadium in a press conference at the Seaport Hotel in Boston. The newly designed uniforms feature a color change from a royal blue to Nautical Blue.
- June 15 Gillette Stadium's first concrete foundation is poured.
- Oct. 1 Quarterback Drew Bledsoe became the Patriots' all-time leading passer, surpassing Steve Grogan's total of 26,886 yards.



- Nov. 19 Tackle Bruce Armstrong became the Patriots' all-time leader in games played when he started his 207th career game vs. Cincinnati

2001

- April 3 In celebration of a long-standing construction tradition, the final beam was hoisted into place at Gillette Stadium to signify the "topping off" of the structure's steel.
- July 30 The Neponset River is daylighted and diverted into a new corridor on the stadium site.
- Aug. 6 Patriots quarterback coach Dick Rehbein died due to a heart condition at the age of 45.
- Aug. 6 Seat installation begins at Gillette Stadium.
- Sept. 30 Former tackle Bruce Armstrong is inducted into the Patriots Hall of Fame.
- Oct. Installation of the new scoreboards and video boards begins at Gillette Stadium.
- Nov. 19 The grass playing surface is installed at Gillette Stadium.

2002

- Jan. 6 The Patriots defeated the Carolina Panthers, 38-6, and finished the 2001 season with an 11-5 record. They tied a then franchise record with 11 victories and claimed their third AFC East title in six seasons.
- Jan. 19 In a driving snowstorm, the Patriots beat the Oakland Raiders, 16-13 in overtime, in the final game at Foxboro Stadium to advance to the AFC Championship Game.
- Jan. 27 The Patriots beat the Pittsburgh Steelers, 24-17, to advance to the Super Bowl for the third time in their history and the second time in the last six years.

HISTORICAL TIMELINE: 2002

2002 (Cont.)

- Feb. 3 The Patriots claimed the first Super Bowl championship of their 42-year history with a 20-17 win over the St. Louis Rams in Super Bowl XXXVI in New Orleans. Patriots kicker Adam Vinatieri nailed a 48-yard field goal as time expired to bring the Lombardi Trophy home to New England.



- Feb. 5 The state of Massachusetts held a victory parade for the Patriots. The parade traveled through downtown Boston and concluded with a rally at city hall. Approximately 1.25 million people attended the event.
- Feb. 13 The Patriots traveled to Rhode Island as part of their Super Bowl trophy tour for a rally held by the state to congratulate the franchise for their victory in Super Bowl XXXVI.
- Feb. 18 Demolition of Foxboro Stadium begins.
- March 5 The Patriots held the red-carpet premiere of their Super Bowl XXXVI video at the Loews Theatre at Boston Common.
- March 28 The NFL released its 2002 schedule and the Patriots were featured in a franchise record six nationally televised games.
- April 1 The Patriots and their Super Bowl trophy were on hand at Fenway Park for opening day of the 2002 Boston Red Sox season. In a pre-game ceremony, each of the players in attendance threw out the first pitch of the season.
- April 2 The Patriots were invited to the White House and were congratulated on their victory in Super Bowl XXXVI by the President of the United States, George W. Bush.



2002 (Cont.)

- April 10 The Patriots traveled to New Hampshire and Vermont as part of their Super Bowl Trophy Tour and took part in rallies in both states to celebrate their victory in Super Bowl XXXVI.
- April 17 The Patriots continued their Super Bowl Trophy Tour with a trip to Maine.
- May 6 The Patriots moved into their new offices and facilities at their new stadium.
- May 9 The New England Revolution soccer team participated in the first practice held at the new stadium.
- May 11 The Revolution played in the first game at the new stadium. In the stadium's "soft opening," the lower seating bowl and concourse are opened to the public for the first time.
- June 1 Demolition of Foxboro Stadium is completed.
- June 4 The Patriots traveled to Connecticut as part of their Super Bowl Trophy Tour to thank their fans for their support.
- June 6 The Patriots open a three-day minicamp, the first time the entire team worked together at the new stadium.
- June 9 Robert Kraft hosted the Patriots Super Bowl ring ceremony at the Boston Harbor Hotel.
- Aug. 5 Patriots signed a 15-year agreement with the Gillette Company for exclusive naming rights to Gillette Stadium.



- Aug. 17 Patriots host first football game at Gillette Stadium, a 16-15 preseason victory over the Philadelphia Eagles.
- Sept. 9 Patriots host the grand opening of Gillette Stadium against the Pittsburgh Steelers on Monday Night Football. The Patriots defeated the Steelers 30-14.
- Sept. 22 Troy Brown established a single-game franchise record with 16 catches vs. Kansas City.
- Dec. 8 The Patriots extended their radio agreement with WBCN.
- Dec. 16 Robert and Jonathan Kraft named 2002 Sports Industrialists of the Year by *The Sports Business Daily*.

2003

- Aug. 27 Robert Kraft presents offensive lineman Joe Andruzzi with the first annual New England Patriots Ron Burton Community Service Award. The award is presented in honor of Burton, the first draft choice in team history and a dedicated member of the New England community.



HISTORICAL TIMELINE: 2003-05

2003 (Cont.)

- Dec. 7 The Patriots defeated the Miami Dolphins, 12-0, in snowy Foxborough to claim the seventh division title in franchise history.
- Dec. 27 New England closed out the then-best regular season in franchise history with a 31-0 shutout over the Buffalo Bills to finish the season with a 14-2 record, the best mark in the NFL.

2004

- degrees), the Patriots beat Tennessee 17-14 in the divisional playoffs at Gillette Stadium.
- Jan. 18 New England hosted the AFC Championship for the second time in club history and advanced to the fourth Super Bowl in team annals with a 24-14 win over the Indianapolis Colts.
- Jan. 21 Robert K. Kraft celebrated the 10th anniversary of his purchase of the franchise.



- Feb. 1 The Patriots won the Super Bowl for the second time in three seasons with a thrilling 32-29 victory over Carolina in Super Bowl XXXVIII at Reliant Stadium in Houston.
- Feb. 3 More than 1.5 million Patriots fans jammed the streets of Boston for a victory parade that ends with a rally at City Hall Plaza.
- March 21 The Patriots brought the Lombardi Trophy to Manchester, N.H., to celebrate their Super Bowl XXXVIII victory with the fans of New Hampshire.
- April 7 The Patriots brought the Lombardi Trophy to a victory parade in Portland, Maine.
- April 9 Robert Kraft threw out the first pitch at the Boston Red Sox' 2003 Opening Day ceremonies at Fenway Park.
- April 22 The Patriots released the DVD "3 Games to Glory II," at a premiere event in Randolph, Mass. The two-disc set contains nearly five hours of features chronicling and commemorating the Patriots' record-setting 2003 season.
- May 8 The Patriots brought the Lombardi Trophy to Water Fire in Providence, R.I. to share their Super Bowl victory with the fans of Rhode Island.
- May 10 The Patriots visited the White House, where they were honored by President George W. Bush.
- June 13 Robert Kraft presented the Patriots with Super Bowl XXXVIII rings in a ceremony at his home.
- Sept. 9 The Patriots opened the NFL's 2004 regular season with a 27-24 victory over Indianapolis in a Thursday prime-time matchup at Gillette Stadium. Robert Kraft unveiled the team's second Super Bowl Championship Banner as part of a star-studded pre-game ceremony that included musical performances

2004 (Cont.)

- from Elton John, Toby Keith, Destiny's Child and Lenny Kravitz.
- Oct. 10 New England set the all-time pro football record with its 19th consecutive victory, a 24-10 win over the Miami Dolphins at Gillette Stadium. The winning streak eventually extended to 21 games.
- Dec. 12 The Patriots clinched their eighth AFC East crown following a 35-28 win over Cincinnati in Foxborough.

- Jan. 16 New England advanced to the AFC Championship

2005

- snowy conditions at Gillette Stadium. The Patriots held the highest-scoring offense in the NFL to just a field goal.
- Jan. 23 The Patriots won their fifth AFC Championship with a 41-27 victory over the Pittsburgh Steelers at Heinz Field, setting a franchise playoff record for points against the NFL's top defense.
- Feb. 6 The Patriots outlasted the Philadelphia Eagles in Super Bowl XXXIX, posting a 24-21 win for their third championship. The Patriots became just the second franchise in NFL history to win three out of four Super Bowls.
- Feb. 8 More than a million fans line the streets of Boston as the Patriots take part in a rolling rally through the city.




- March 20 The Patriots brought the Lombardi Trophy to Manchester, N.H., to celebrate with the fans of New Hampshire.
- April 8 The Patriots brought the Lombardi Trophy to a victory parade in Portland, Maine.
- April 13 The Patriots returned to the White House to be honored as champions by President Bush.
- April 21 The commemorative DVD "3 Games to Glory III" was released at a premiere event in Randolph, Mass.
- June 12 Robert Kraft presented the Patriots with Super Bowl XXXIX rings in a ceremony at his home.
- Sept. 8 The Patriots raised their third Super Bowl banner prior to a 30-20 victory over the Oakland Raiders in the 2005 regular-season opener.
- Sept. 19 *Forbes* Magazine names the Patriots "The Best Team in Sports" and Robert Kraft appears on the cover of the issue.
- Dec. 4 On a snowy day, the Patriots defeat the New York Jets, 16-3, to improve to 9-0 all-time in snow games in Foxborough.



HISTORICAL TIMELINE: 2005-07

2005 (Cont.)

- Dec. 12 Quarterback Tom Brady is named *Sports Illustrated's* Sportsman of the Year.



- Dec. 17 The Patriots clinch their third straight AFC East title with a 28-0 victory over Tampa Bay in Foxborough. The title marked New England's fourth division championship in a five-year span.

2006


- Jan. 1 The Patriots celebrate the 25th anniversary of the 1985 AFC Championship team by honoring 50 former players and coaches at halftime of the 2005 regular-season finale at Gillette Stadium.
- Jan. 7 The Patriots defeat the Jacksonville Jaguars, 28-3 in a wild card playoff game. The victory was New England's 10th consecutive playoff win, setting an all-time NFL record.
- Nov. 5 Troy Brown grabs his 535th career reception, in a game against the Indianapolis Colts, passing Stanley Morgan (534 receptions) to become the Patriots' all-time receptions leader.
- Dec. 24 The Patriots capture their fourth consecutive AFC East title with a 24-21 victory over the Jacksonville Jaguars. Their four straight titles ties the AFC East division record.

2007

- Jan. 7 New England defeats the N.Y. Jets 37-16 in a first-round playoff game at Gillette Stadium. The Patriots streak of four straight seasons with a playoff victory tied the fifth longest such streak in NFL history.
- Jan. 14 The Patriots advance to their third AFC Championship Game in four seasons with a 24-21 road win against the top-seeded San Diego Chargers.
- May 20 The Kraft Group makes public its plans for Patriot Place, a super-regional shopping and entertainment destination on the grounds of Gillette

2007 (Cont.)

- Stadium. The development will include a mix of more than 70 retail and entertainment options for visitors.
- May 20 The Kraft Group unveils its vision for The Hall at Patriot Place, a football-themed museum to be located within the larger Patriot Place development and slated to open in Fall 2008. The Hall will honor Patriots greats and will give fans an opportunity to celebrate the team's championship tradition through a cutting-edge multimedia experience.
- Aug. 27 Stanley Morgan is enshrined in the Patriots Hall of Fame in an induction ceremony at the Patriots Kickoff Gala at Gillette Stadium.
- Sept. 6 Robert Kraft is ranked as the top NFL owner on *Sports Business Journal's* list of the 20 most influential people in the NFL.
- Sept. 9 Ellis Hobbs returns a kickoff 108 yards for a touchdown in the Patriots' season opener, setting an NFL record for the longest kickoff return in league history.
- Oct. 21 Tom Brady throws a franchise-record six touchdown passes in a 49-28 win over the Dolphins. His 158.3 passer rating in the game is the second perfect rating in Patriots history.
- Nov. 4 Tom Brady throws his 33rd touchdown pass of the season, setting a franchise record in a 24-20 victory over Indianapolis Colts. The game between the 7-0 Patriots and the 8-0 Colts was the latest matchup of undefeated teams in NFL history.
- Nov. 14 Bass Pro Shops holds its grand opening at Patriot Place.
- Nov. 18 The Patriots tie a franchise record for points in a 56-10 win at Buffalo. Randy Moss sets a team record with four touchdown catches.
- Nov. 19 A topping off ceremony is held for The Hall at Patriot Place.
- Dec. 3 The then-largest audience in cable television history (17.5 million) watches the Patriots' thrilling last-minute 27-24 victory over Baltimore on *Monday Night Football*.
- Dec. 9 The Kraft Group and CBS Corp. announce plans to launch The CBS Scene Restaurant and Bar, a 15,000 sq. ft. state-of-the-art entertainment and sports venue at Patriot Place.



HISTORICAL TIMELINE: 2007-08

2007 (Cont.)

- Dec. 29 The Patriots defeat the New York Giants, 38-35, to complete the first 16-0 regular season in NFL history. Tom Brady sets a new NFL record with his 50th touchdown pass and Randy Moss sets a league mark with his 23rd touchdown reception. The Patriots finish the season with a league-record 589 points and 75 touchdowns.



Randy Moss set an NFL record with his 23rd touchdown catch of the season on Dec. 29, 2007 in a game against the New York Giants.

2008

- Jan. 5 Tom Brady is named the NFL's Most Valuable Player by the Associated Press.
- Jan. 20 The Patriots win their sixth AFC Championship with a 20-12 victory over San Diego at Gillette Stadium, advancing to Super Bowl XLII with an unprecedented 18-0 record.
- Jan. 27 More than 15,000 fans and Massachusetts Governor Deval Patrick participate in a snowy send-off rally at Gillette Stadium as the Patriots depart for Arizona and Super Bowl XLII.
- Feb. 2 Andre Tippett is elected to the Pro Football Hall of Fame, becoming the second player to earn the honor after playing his entire career as a Patriot.
- Feb. 3 The Patriots fall to the New York Giants, 17-14, in Super Bowl XLII. The Patriots take a 14-10 lead with 2:42 remaining, but a Giants touchdown with 0:35 left clinches the game.



- Mar. 11 The Hall at Patriot Place launches the website newenglandfootball.com, an initiative to promote high school football in New England.
- July 7 Ben Coates is elected to the Patriots Hall of Fame in voting by fans on Patriots.com.

2008 (Cont.)

- Aug. 2 Andre Tippett is inducted into the Pro Football Hall of Fame in Canton, Ohio. He is presented by Patriots Chairman and CEO Robert Kraft, and joins John Hannah as the only career Patriots in the Pro Football Hall of Fame.
- Sept. 6 The Kraft Group and CBS open CBS Scene Restaurant & Bar, a three-story, 15,000-square-foot, one-of-a-kind entertainment and dining destination at Patriot Place, with a star-studded red carpet event.
- Sept. 18 A ribbon-cutting ceremony is held at The Hall at Patriot Place presented by Raytheon, unveiling a first-of-its-kind experience that showcases the history of the New England Patriots, provides a permanent home for the franchise's Hall of Fame and promotes math and sciences education through football.
- Sept. 20 In a ceremony attended by thousands of Patriots fans outside The Hall at Patriot Place, 12 members of the Patriots Hall of Fame were re-inducted and Ben Coates was inducted as the 13th member.
- Sept. 22 The Hall at Patriot Place presented by Raytheon opens to the public.



Patriots Hall of Famers (from left) Ben Coates, Stanley Morgan, Steve Grogan, Mike Haynes, Andre Tippett, Nick Buoniconti, Steve Nelson, John Hannah and Vito "Babe" Parilli were honored at halftime of a Sept. 21, 2008 game at Gillette Stadium as part of the Inaugural Induction Weekend at The Hall at Patriot Place presented by Raytheon.

- Sept. 25 Wide Receiver Troy Brown announces his retirement from football. His significant contributions in all three phases of the game – offense, defense and special teams – made him one of the most beloved players in the history of the Patriots franchise.
- Oct. 20 Andre Tippett, a member of the Pro Football Hall of Fame Class of 2008, is honored at Andre Tippett Night at Gillette Stadium.
- Jan. 22 The Patriots unveil their 50th season logo, which will brand all of the team's activities in 2009.



HISTORICAL TIMELINE: 2009-2010

2009

- March 24 On the occasion of the team's 50th season, Patriots Chairman and CEO Robert Kraft inducts William H. "Billy" Sullivan, the team's founder, into the Patriots Hall of Fame as the first contributor to be enshrined.
- June 10 Jim Nance is elected to the Patriots Hall of Fame in voting by fans on Patriots.com.
- Oct. 18 The Patriots set team records for points in a game (59) and total net yards (619) in a 59-0 victory vs. Tennessee in snowy conditions at Gillette Stadium. Tom Brady sets an NFL record with five touchdown passes in the second quarter.
- Oct. 25 The Patriots play their first game on foreign soil as part of the NFL's International Series in front of 84,000 fans at London's historic Wembley Stadium. The Patriots defeat the Tampa Bay Buccaneers, 35-7.



- Nov. 30 Tom Brady passes Drew Bledsoe (29,657) to become New England's all-time passing leader.
- Dec. 6 Randy Moss and Wes Welker both go over 1,000 yards receiving at Miami to become the first Patriots players and only the sixth set of players in NFL history to have three straight 1,000-yard seasons.
- Dec. 13 Wes Welker reaches 100 receptions for the third consecutive season on a 6-yard pass from Tom Brady in the third quarter vs. Carolina. Welker reached 100 receptions in his 11th game of the season to tie Marvin Harrison for the fewest individual games played to reach 100 receptions in a season in NFL history.



- Dec. 20 The Patriots beat Buffalo, 17-10, to win their ninth game of the season and become the first team to win more than half of their games in nine straight seasons since free agency began in 1993 and only the fifth team to do so since the 1970 merger.

2009 (Cont.)

- Dec. 27 The Patriots clinch the AFC East Division title for the seventh time in nine seasons with a 35-7 victory over the Jacksonville Jaguars at Gillette Stadium. The Patriots earned their 11th playoff berth in the 16 seasons since Robert Kraft purchased the team.

2010

- June 14 Sam "Bam" Cunningham, the franchise's all-time leading rusher, is selected by fans as the 2010 inductee to the Patriots Hall of Fame.



- Aug. 2 Patriot Place announces the completion of a photovoltaic power system that will generate approximately 525 kilowatts of clean, renewable solar power at Patriot Place



- Oct. 4 The Patriots become the first team in NFL history to score a touchdown five different ways in the same game at Miami. The Patriots score a rushing touchdown, a receiving touchdown, have a kickoff returned for a touchdown, block a field goal that is returned for a touchdown and return an interception for a touchdown.
- Oct. 23 Gillette hosts the "Colonial Clash" between the University of Massachusetts and the University of New Hampshire, the first college football game ever to be played at Gillette Stadium.
- Nov. 25 Tom Brady records a perfect quarterback rating after finishing 21-of-27 for 341 yards with four touchdowns and no interceptions in a 45-24 victory at Detroit on Thanksgiving Day. It is the second time in his career that he has finished with a perfect rating (10/21/07 at Miami), making him the third player ever to have more than one game with a perfect rating (min. 20 attempts).
- Dec. 12 New England qualifies for the playoffs for the 18th time in its 51-year history with a 36-7 win at Chicago to mark the 12th playoff appearance in the 17 years that Robert Kraft has owned the franchise.

HISTORICAL TIMELINE: 2010-2011

2010 (Cont.)

- Dec. 26 The Patriots clinch the AFC East Championship and the AFC's top seed, including home-field advantage throughout the playoffs with a 34-3 victory at the Buffalo Bills.
- Dec. 28 QB Tom Brady, G Logan Mankins, LB Jerod Mayo, CB Devin McCourty, S Brandon Meriweather and DL Vince Wilfork are selected to the 2011 AFC Pro Bowl team. (WR Wes Welker and LT Matt Light are later added to the roster.)

2011

- Jan. 2 BenJarvus Green-Ellis rushes for 80 yards in the regular-season finale against the Dolphins to give him 1,008 yards on the season. He becomes the 11th New England player to record a 1,000-yard rushing season and the first since Corey Dillon in 2004.
- Jan. 2 New England head coach Bill Belichick guides the Patriots to an NFL-best 14-2 after a 38-7 win over Miami. Belichick becomes the first head coach ever to win at least 14 regular-season games in four separate seasons.
- Feb. 2 Bill Belichick is named the Associated Press Coach of the Year for the third time in his career.
- Feb. 3 The Patriots offensive line is named the 2010 Madden Most Valuable Protectors.
- Feb. 6 Tom Brady is named the Associated Press NFL Most Valuable Player for the second time in his career. He is the first ever unanimous selection by 10-person senior selection committee.
- March 27 Jon Morris selected to the Patriots Hall of Fame by 10-person senior selection committee.
- May 16 Drew Bledsoe is elected to the Patriots Hall of Fame in voting by fans on Patriots.com.
- July 25 Robert Kraft and Colts C Jeff Saturday share a now-iconic moment during a news conference announcing the end of the four-and-a-half-month lockout. Kraft was recognized by the players and owners as critical in getting the deal done.
- Aug. 11 The Patriots dedicate the 2011 season to the late Myra Kraft and debut "MHK" patches on

2011 (Cont.)



player jerseys and coaching apparel to be worn throughout the season in her honor.

- Dec. 18 With a win at Denver, the Patriots clinch a playoff birth for the 13th time in the 18 seasons since Robert Kraft purchased the team in 1994.

- Dec. 27 Eight Patriots are selected to the Pro Bowl: Tom Brady, Andre Carter, Rob Gronkowski, Logan Mankins, Matthew Slater, Brian Waters, Wes Welker and Vince Wilfork.



- Jan. 14 The Patriots set single-game playoff franchise records for points (45) and yards (509) at home in a 45-10 AFC Divisional round win over Denver.
- Jan. 22 New England advanced to its seventh Super Bowl (sixth of the Kraft era) as a last-minute Ravens' field goal attempt sails wide left and the Patriots hang on for a 23-20 victory.
- Feb. 5 The Patriots fell behind to the Giants early and and battle back to claim a 17-9 second-half lead. But the N.Y. Giants engineered an 88-yard touchdown drive late in the fourth quarter to defeat the Patriots, 21-17 in Super Bowl XLVI.

RON BURTON COMMUNITY SERVICE AWARD

In 2003, Patriots owner Robert Kraft established the annual New England Patriots Ron Burton Community Service Award. The honor recognizes the Patriots player who most embodies the qualities of Burton, who was the first player drafted by the team in 1960 and was known for his commitment to the community and helping others. The award is given annually at the New England Patriots Charitable Foundation Kickoff Gala, and the recipient is honored on a permanent trophy that resides in the Patriots locker room.

RON BURTON AWARD WINNERS

2003..... Joe Andruzzi	2008..... Larry Izzo
2004..... Troy Brown	2009..... Kevin Faulk
2005..... Matt Light	2010..... Vince Wilfork
2006..... Jarvis Green	2011..... Jerod Mayo
2007..... Ty Warren	



Robert Kraft, joined by JoAnn Burton, and previous Ron Burton Award winners Kevin Faulk, Vince Wilfork and Matt Light, presents New England Patriots linebacker and defensive co-captain Jerod Mayo with the 2011 Ron Burton Community Service Award.




PATRIOTS HOME FIELDS

Regular Season Records Only



Foxboro Stadium also known as Schaefer Stadium (1971-82) and Sullivan Stadium (1983-89)

Year	Home Field	Home Record	Overall Record
1960	Boston University Field	3-4-0	5-9-0
1961	Boston University Field	4-2-1	9-4-1
1962	Harvard Stadium	1-0-0	
	Boston University Field	5-1-0	9-4-1
1963	B.C. Alumni Stadium	1-0-0	
	Fenway Park	4-1-1	7-6-1
1964	Fenway Park	4-2-1	10-3-1
1965	Fenway Park	1-4-2	4-8-2
1966	Fenway Park	4-1-1	8-4-2
1967	B.C. Alumni Stadium	1-0-0	
	Fenway Park	1-4-0	3-10-1
1968	Legion Field, Birmingham	0-1-0	
	Fenway Park	2-4-0	4-10-0
1969	B.C. Alumni Stadium	2-5-0	4-10-0
1970	Harvard Stadium	1-6-0	2-12-0
1971	Schaefer Stadium	5-2-0	6-8-0
1972	Schaefer Stadium	2-5-0	3-11-0
1973	Schaefer Stadium	3-4-0	5-9-0
1974	Schaefer Stadium	3-4-0	7-7-0
1975	Schaefer Stadium	2-5-0	3-11-0
1976	Schaefer Stadium	6-1-0	11-3-0
1977	Schaefer Stadium	6-1-0	9-5-0
1978	Schaefer Stadium	5-3-0	11-5-0
1979	Schaefer Stadium	6-2-0	9-7-0
1980	Schaefer Stadium	6-2-0	10-6-0
1981	Schaefer Stadium	2-6-0	2-14-0
1982	Schaefer Stadium	3-1-0	5-4-0
1983	Sullivan Stadium	5-3-0	8-8-0
1984	Sullivan Stadium	5-3-0	9-7-0
1985	Sullivan Stadium	7-1-0	11-5-0
1986	Sullivan Stadium	4-4-0	11-5-0
1987	Sullivan Stadium	5-3-0	8-7-0
1988	Sullivan Stadium	7-1-0	9-7-0
1989	Sullivan Stadium	3-5-0	5-11-0
1990	Foxboro Stadium	0-8-0	1-15-0
1991	Foxboro Stadium	4-4-0	6-10-0
1992	Foxboro Stadium	1-7-0	2-14-0
1993	Foxboro Stadium	3-5-0	5-11-0
1994	Foxboro Stadium	5-3-0	10-6-0
1995	Foxboro Stadium	3-5-0	6-10-0
1996	Foxboro Stadium	6-2-0	11-5-0
1997	Foxboro Stadium	6-2-0	10-6-0
1998	Foxboro Stadium	6-2-0	9-7-0
1999	Foxboro Stadium	5-3-0	8-8-0
2000	Foxboro Stadium	3-5-0	5-11-0
2001	Foxboro Stadium	6-2-0	11-5-0
2002	Gillette Stadium	5-3-0	9-7-0
2003	Gillette Stadium	8-0-0	14-2-0
2004	Gillette Stadium	8-0-0	14-2-0
2005	Gillette Stadium	5-3-0	10-6-0
2006	Gillette Stadium	5-3-0	12-4-0
2007	Gillette Stadium	8-0-0	16-0-0
2008	Gillette Stadium	5-3-0	11-5-0
2009	Gillette Stadium	8-0-0	10-6-0
2010	Gillette Stadium	8-0-0	14-2-0
2011	Gillette Stadium	7-1-0	13-3-0
TOTALS		234-152-6	414-365-9



History

PATRIOTS ALL-TIME ROSTER

Editor's Note: This list includes all players who have participated in at least one game for the Patriots or have accrued at least one season of veteran status with the team.

(*Notes incomplete information for games started.)

- A -

Name	Pos.	#	College	Years	GP	GS
Abdullah, Rabih	RB	27	Lehigh.....	2004.....	9	0
Abrams, Bobby	LB	50	Michigan.....	1995.....	9	1
Acks, Ron	LB	51	Illinois.....	1972-73.....	28	27
Adams, Bob	TE	80	Pacific.....	1973-74.....	24	12
Adams, George	RB	33	Kentucky.....	1990-91.....	18	8
Adams, Julius	DE	69/85	Texas Southern.....	1971-85,87.....	206	90
Adams, Philip	DB	26	South Carolina State.....	2011.....	6	0
Adams, Sam	OG	61	Prairie View.....	1972-80.....	119	90
Adams, Titus	DL	62	Nebraska.....	2009.....	2	0
Addison, Tom	LB	53	South Carolina.....	1960-67.....	14	11*
Agnew, Ray	DE	92	North Carolina State.....	1990-94.....	66	37
Aiken, Danny	LS	48	Virginia.....	2011.....	16	0
Aiken, Sam	WR	88	North Carolina.....	2008-09.....	28	9
Akbar, Hakim	S	29	Washington.....	2001.....	6	0
Akins, Chris	S	34	Arkansas-Pine Bluff.....	2003.....	12	0
Alexander, Eric	LB	49/52	Louisiana State.....	2004-09.....	45	0
Alexander, Rogers	LB	91	Penn State.....	1987.....	3	2
Allard, Don	QB	12	Boston College.....	1962.....	4	NA
Allen, Marvin	RB	39	Tulane.....	1988-91.....	37	3
Allen, Terry	RB	22	Clemson.....	1999.....	16	13
Andrews, Willie	DB	23	Baylor.....	2006-07.....	30	0
Andersen, Jason	C	67	BYU.....	1998-2000.....	18	0
Anderson, Bob	RB	33	Colorado.....	1975.....	5	0
Anderson, Darren	CB	25	Toledo.....	1992.....	1	0
Anderson, Mark	DE	95	Alabama.....	2011.....	16	1
Anderson, Ralph	S	49	West Texas State.....	1973.....	13	11
Andruzzi, Joe	G	63	Southern Connecticut State.....	2000-04.....	72	72
Antrum, Glenn	WR	48	Connecticut.....	1989.....	1	0
Antwine, Houston	DT	65	Southern Illinois.....	1961-71.....	142	58
Armstrong, Bruce	OT	78	Louisville.....	1987-2000.....	212	212
Arrington, Kyle	CB	27	Hofstra.....	2009-11.....	40	28
Arthur, Mike	C	65	Texas A&M.....	1993-94.....	44	38
Ashton, Josh	RB	31	Tulsa.....	1972-74.....	38	20
Ashworth, Tom	OT	68	Colorado.....	2002-05.....	37	30
Atchason, Jack	OE	85	Western Illinois.....	1960.....	1	NA
Atessis, Bill	DE	73	Texas.....	1971.....	5	0
Atkinson, Ricky	DB	22/37	S. Connecticut State.....	1987.....	1	0
Avezzano, Joe	OC	50	Florida State.....	1966.....	3	NA
Ayi, Kole	LB	99	Massachusetts.....	2001.....	1	0

- B -

Baab, Mike	C	68	Texas.....	1988-89.....	31	28
Bahr, Matt	K	3	Penn State.....	1993-95.....	32	0
Bailey, Bill	RB	37	Cincinnati.....	1969.....	2	0
Bailey, Rodney	DL	96	Ohio State.....	2004.....	0	0
Bain, Bill	OT	62	Southern Cal.....	1986.....	3	0
Baker, Chris	TE	86	Michigan State.....	2009.....	16	7
Baker, Melvin	WR	83	Texas Southern.....	1975.....	1	0
Baker, Rashad	S	32	Tennessee.....	2006-07.....	13	0
Baldinger, Rich	OL	74	Wake Forest.....	1993.....	15	15
Ballou, Mike	LB	51	UCLA.....	1970.....	14	4
Banks, Willie	G	78	Alcorn A&M.....	1973.....	13	1
Banta-Cain, Tully	LB	48/95	California.....	2003-06, 09-10.....	85	21
Barber, Kantroy	FB	46	West Virginia.....	1996.....	0	0
Barrett, Josh	S	30	Arizona State.....	2010-11.....	5	4
Barker, Jay	QB	7	Alabama.....	1995.....	0	0
Barnard, Brooks	P	8	Maryland.....	2003.....	1	0
Barnes, Bruce	P	3	UCLA.....	1973-74.....	23	0
Barnes, Pete	LB	59	Southern University.....	1976-77.....	25	18
Barnes, Rodrigo	LB	59	Rice.....	1974-75.....	6	0
Barnett, Harlon	S	42	Michigan State.....	1993-94.....	30	28
Barnett, Troy	DE	98	North Carolina.....	1994-95.....	31	15
Bartrum, Mike	TE	86	Marshall.....	1996-99.....	57	0
Baty, Greg	TE	48/85	Stanford.....	1986-87.....	21	7
Baumann, Charlie	K	8	West Virginia.....	1991-92.....	25	0
Bavaro, David	LB	52	Syracuse.....	1993-94.....	21	5
Baxter, Fred	TE	49/84	Auburn.....	2002-03.....	13	0
Beach, Walter	DB	26/41	Central Michigan.....	1960-61.....	18	NA
Beadles, Terrance	G	75	Arkansas Pine Bluff.....	2000.....	0	0
Beaudoin, Doug	S	27	Minnesota.....	1976-79.....	35	20
Beer, Tom	TE	82	Houston.....	1970-72.....	42	12
Beisel, Monty	LB	52	Kansas State.....	2005.....	15	6
Bell, Bill	K	8	Kansas.....	1973.....	3	0
Bellino, Joe	RB	27	Navy.....	1965-67.....	35	1*
Bennett, Phil	LB	52	Miami.....	1960.....	2	NA
Benson, Mike	WR	86	S. Connecticut State.....	1987.....	0	0
Benson, Thomas	LB	53	Oklahoma.....	1988.....	12	0
Benzinger, John	OL	67	Massachusetts.....	1987.....	1	0
Berger, Ron	DE	88	Wayne State.....	1969-72.....	42	23



PATRIOTS ALL-TIME ROSTER

Name	Pos.	#	College	Years	GP	GS
Beverly, Randy	DB	27	Colorado State	1970-71	20	3
Bianchini, Frank	RB	30	Hofstra	1987	1	0
Billups, Terry	CB	23	North Carolina	1999	2	1
Bischoff, Michael	OE	34	Richmond	1960	1	NA
Bishop, Richard	QB	7	Kansas State	1999-2000	8	0
Bjornson, Eric	NT	64	Louisville	1976-81	85	51
Black, Mel	TE	86	Washington	2000	8	6
Blackmon, Don	LB	51/94	Eastern Illinois	1986-87	6	2
Blahak, Joe	CB	55	Tulsa	1981-87	89	72
Blanchard, Dick	LB	21	Nebraska	1976	2	0
Blanks, Sid	RB	49	Tulsa	1972	14	1
Bledsoe, Drew	QB	22	Texas A&I	1969-70	28	0
Bleier, Bob	QB	11	Washington State	1993-2001	124	123
Bodden, Leigh	QB	10	Richmond	1987	3	2
Bolton, Ron	CB	23	Duquesne	2009-11	20	15
Boudreaux, Jim	DB	27	Norfolk State	1972-75	55	46
Bowden, Andre	DE	64	Louisiana Tech	1966-68	12	0*
Bowman, Jim	LB	51	Fayetteville State	1995	0	0
Boyd, Greg	S	28	Central Michigan	1985-89	73	12
Boyd, Greg	S	29	Arizona	1973	2	0
Boyd, Greg	DE	65	San Diego State	1977-78	23	0
Brace, Ron	DL	92	Boston College	2009-11	29	7
Bradshaw, Morris	WR	88	Ohio State	1982	8	5
Brady, Kyle	TE	88	Penn State	2007	14	9
Brady, Tom	QB	12	Michigan	2000-11	161	159
Bramlett, John	LB	57	Memphis State	1969-70	24	23
Branch, Deion	WR	83	Louisville	2002-05, 2010-11	79	67
Brigance, O.J.	LB	59	Rice	2002	1	0
Brisby, Vincent	WR	82	NE Louisiana	1993-99	83	46
Briscoe, Marlin	WR	88	Nebraska-Omaha	1976	14	5
Britt, Wesley	T	65	Alabama	2006-08	16	2
Brock, Pete	C	58	Colorado	1976-87	154	88
Brown, Barry	TE-LB	66	Florida	1969-70	21	13
Brown, Bill E.	LB	54	Syracuse	1960	14	NA
Brown, Chad	LB	98	Colorado	2005, 2007	17	5
Brown, Corwin	S	30	Michigan	1993-96	61	14
Brown, Kareem	DL	95	Miami (Fla.)	2007	0	0
Brown, Monty	LB	93	Ferris State	1996	11	7
Brown, Preston	WR	81	Vanderbilt	1980-82	14	4
Brown, Roger	S	47	Virginia Tech	1992	16	2
Brown, Sergio	S	38	Notre Dame	2010-11	26	3
Brown, Sidney	CB	21	Oklahoma	1978	16	0
Brown, Troy	WR	80/86	Marshall	1993-2007	192	70
Brown, Vincent	LB	59	Mississippi Valley St.	1988-95	123	103
Brown, Wilbert	G	60	Houston	2003	2	0
Browning, Dave	DE	74	Washington	1983	12	0
Brune, Fred	DB	33	Ohio State	1960-62	28	NA
Bruschi, Teddy	LB	54	Arizona	1996-2008	189	139
Bryant, Hubie	WR	84	Minnesota	1971-72	12	2
Buben, Mark	DL	63	Tufts	1979, 1981	32	4
Buckley, Terrell	CB	27/22	Florida State	2001-02	31	3
Bugenhagen, Gary	OT-G	67	Syracuse	1969-70	10	6
Buoniconfi, Nick	LB	85	Notre Dame	1962-68	91	20*
Burgess, Derrick	LB	53	Mississippi	2009	16	6
Burgess, Prescott	LB	93	Michigan	2009	0	0
Burke, John	TE	85	Virginia Tech	1994-96	43	12
Burks, Steve	WR	82	Arkansas State	1975-77	34	1
Burton, Ron	RB	22	Northwestern	1960-65	69	NA
Bussey, George	OL	66	Louisville	2009	0	0
Butler, Darius	CB	28	Connecticut	2009-10	29	8
Butts, Marion	RB	44	Florida State	1994	16	15
Byars, Keith	FB	41	Ohio State	1996-97	26	14
Byrd, Dennis	DT	78	North Carolina State	1968	14	14

- C -

Cade, Eddie	S	41	Arizona State	1995	10	0
Cagle, John	DT-LB-G	62	Clemson	1969	6	1
Calabria, Steve	QB	18	Colgate	1987	1	0
Caldwell, Reche	WR	87	Florida	2006	16	14
Calhoun, Don	RB	44	Kansas State	1975-81	94	49
Calloway, Chris	WR	82	Michigan	2000	7	2
Camarillo, Rich	P	3	Washington	1981-87	85	0
Canale, Justin	OG	63	Mississippi State	1965-68	56	14
Canale, Whit	DE	67	Tennessee	1968	13	0
Cannon, Marcus	OL	61	Texas Christian	2011	7	0
Canty, Chris	CB	26	Kansas State	1997-98	32	10
Cappadona, Bob	RB	33	Northeastern	1966-67	27	3
Cappelletti, Gino	WR-K-DB	20	Minnesota	1960-70	152	17
Carey, Brian	WR	81	American International	1987	2	0
Carlson, Jeff	QB	17	Weber State	1992	3	2
Carpenter, Rob	WR	81	Syracuse	1991	8	1
Carter, Allen	RB	21	Southern Cal	1975-76	15	0
Carter, Andre	DE	93	California	2011	14	14
Carter, Chris	FS	42	Texas	1997-99	47	15

PATRIOTS ALL-TIME ROSTER

Name	Pos.	#	College	Years	GP	GS
Carter Kent	LB	51	Southern Cal	1974	2	0
Carter, Tony	FB	30	Minnesota	1998-2000	43	27
Carter, Tony	CB	29	Florida State	2010	3	0
Carthen, Jason	LB	99	Ohio	1993-94	5	0
Carwell, Larry	DB	41	Iowa State	1969-72	51	38
Cash, Rick	DT	63	N.E. Missouri	1972-73	28	27
Cassel, Matt	QB	16	Southern Cal	2005-08	30	15
Catano, Alcides	LB	54	Rutgers	1995	12	0
Cavanaugh, Matt	QB	12	Pittsburgh	1978-82	52	15
Cavness, Ron	LB		Arkansas	1968-69	NA	NA
Centers, Larry	FB	31	Stephen F. Austin	2003	9	3
Chandler, Al	TE	57/82	Oklahoma	1976-79	39	6
Chandler, Edgar	LB	50	Georgia	1973	12	11
Chapple, Dave	P	10	UC-Santa Barbara	1974	5	0
Charles, John	DB	25	Purdue	1967-69	39	37
Chatham, Matt	LB	58	South Dakota	2000-05	66	4
Cherry, Je'Rod	S	30	California	2001-04	55	0
Cherry, J'Juan	CB	32	Arizona State	1999	0	0
Cheyunski, Jim	LB	50	Syracuse	1968-72	66	55
Childress, Bam	WR	13	Ohio State	2005-06	3	0
Childress, Fred	OG	61	Arkansas	1991	15	1
Chilton, Gene	C	63	Texas	1990-92	36	35
Christy, Richard	RB	23	North Carolina	1960	13	NA
Chung, Eugene	OL	69	Virginia Tech	1992-94	34	30
Chung, Patrick	S	25	Oregon	2009-11	38	22
Cindrich, Ralph	LB	55	Pittsburgh	1972	12	3
Claridge, Ryan	LB	47	UNLV	2005	0	0
Clark, Allan	RB	35	Northern Arizona	1979-80	27	0
Clark, Gail	LB	54	Michigan State	1974	8	0
Clark, Phil	DB	22	Northwestern	1971	2	0
Clark, Rico	CB	39	Louisville	1999	1	0
Clark, Steve	DE	65	Kansas State	1981	7	0
Clayborn, Raymond	CB	26	Texas	1977-89	191	165
Clay, Willie	FS	32	Georgia Tech	1996-98	48	48
Clayton, Stan	OT	76	Penn State	1990	11	3
Cleeland, Cameron	TE	85	Washington	2002	12	1
Clayton, Thomas	RB	22	Kansas State	2010	1	0
Cloud, Michael	RB	21	Boston College	2003, 2005	11	1
Cloutier, Dave	DB	28	Maine	1964	12	NA
Coates, Ben	TE	87	Livingstone	1991-99	142	105
Cobbs, Cedric	RB	34	Arkansas	2004	4	0
Cobbs, Duffy	DB	43	Penn State	1987	3	0
Coffey, Wayne	WR	83	SW Texas State	1987	3	2
Cohen, Abe	OG	62	Tennessee-Chattanooga	1960	14	NA
Cohen, Landon	DL	65	Ohio	2011	1	0
Colclough, Jim	WR	81	Boston College	1960-68	124	6
Cohen, Landon	OL	66	Ohio	2010-11	3	1
Coleman, Dennis	LB	53	Mississippi	1971	8	0
Coleman, Eric	DB	22	Wyoming	1989	8	0
Coleman, Fred	WR	84	Washington	2001-02	9	0
Coleman, Pat	WR	47	Mississippi	1990	1	0
Collins, Todd	LB	54/59	Carson-Newman	1992-94, 96-98	76	53
Collins, Tony	RB	33	East Carolina	1981-87	102	83
Collons, Ferric	DE	92	California	1995-99	64	27
Colon, Harry	S	40	Missouri	1991	16	14
Colton, George	OT	63	Maryland	1987	3	3
Colvin, Rosevelt	LB	59	Purdue	2003-08	65	42
Compton, Mike	C-G	77	West Virginia	2001-03	34	34
Condon, Tom	OG	63	Boston College	1985	1	0
Conn, Dick	S	22	Georgia	1975-79	45	1
Connolly, Dan	G	63	Southeast Missouri State	2008-11	42	28
Cook, Marv	TE	46/85	Iowa	1989-93	80	59
Cooks, Terrence	LB	58	Nicholls State	1989	3	0
Corbett, Steve	OG	62	Boston College	1975	14	0
Corcoran, Jim	QB	15	Maryland	1968	2	0
Corsetti, Rico	LB	93	Bates	1987	2	0
Cositic, Ray	LB	55	Mississippi State	1977-79	46	7
Cottrell, Dana	LB	45	Syracuse	1998	2	0
Cowan, Larry	RB	44	Jackson State	1982	6	0
Cox, Bryan	LB	51	Western Illinois	2001	11	7
Crabbe, Shawn	LB	98	Michigan	2008-10	6	0
Crabtree, Eric	WR	10	Pittsburgh	1971	6	4
Crawford, Elbert	OL	65	Arkansas	1990-91	30	16
Crawford, Jim	RB	30	Wyoming	1960-64	54	NA
Crawford, Vernon	LB	99	Florida State	1997-99	41	1
Creswell, Smiley	DE	92	Michigan State	1985	0	0
Crittenden, Ray	WR	81	Virginia Tech	1993-94	32	4
Croom, Corey	RB	26	Ball State	1993-95	43	2
Cross, Bob	OT	77	Kilgore C.C.	1960	4	NA
Crouthamel, Jake	RB	34	Dartmouth	1960	2	NA
Crow, Albert	DT	72	William & Mary	1960	3	NA
Crump, George	DE	91	East Carolina	1982-83	9	0
Crump, Harry	RB	31	Boston College	1963	14	NA
Crumpler, Alge	TE	82	North Carolina	2010	16	10

PATRIOTS ALL-TIME ROSTER

Name	Pos.	#	College	Years	GP	GS
Cryder, Bob	OG	75	Alabama.....	1978-83.....	75	36
Cudzik, Walt	OC	54	Purdue.....	1960-63.....	56	NA
Cullors, Derrick	RB	29	Murray State (Ky).....	1997-99.....	31	1
Cunningham, Jay	DB	21	Bowling Green.....	1965-67.....	40	1*
Cunningham, Jermaine	DE	96	Florida.....	2011.....	24	11
Cunningham, Sam	RB	39	Southern Cal.....	1973-79,81-82.....	107	94
Currier, Bill	DB	28	South Carolina.....	1980.....	16	0
Cusick, Pete	NT	76	Ohio State.....	1975.....	13	0

- D -

Dalton, Antico	LB	93	Hampton.....	2000.....	3	0
Damkroger, Maury	LB	51	Nebraska.....	1974.....	11	0
Danenbauer, Bill	DE	77	Emporia.....	1960.....	3	NA
Davey, Rohan	QB	6	Louisiana State.....	2002-04.....	7	0
Davis, Adam	G	61	Oklahoma State.....	2000.....	0	0
Davis, Andre'	WR	18	Virginia Tech.....	2005.....	9	4
Davis, Don	LB	51	Kansas.....	2003-06.....	59	2
Davis, Elgin	RB	40	Central Florida.....	1987-88.....	9	0
Davis, Greg	K	5	Citadel.....	1989.....	9	0
Davis, Jack	OG	65	Maryland.....	1960.....	14	NA
Davis, Shockmain	WR	84	Angelo State.....	2000.....	12	1
Dawson, Bill	TE-DE	83	Florida State.....	1965.....	9	NA
Dawson, Lin	TE	87	N.C. State.....	1981-90.....	105	75
Deaderick, Brandon	DL	71	Alabama.....	2010-11.....	20	9
Dee, Bob	DE	89	Holy Cross.....	1960-67.....	112	112
Dellenbach, Jeff	C	66	Wisconsin.....	1995.....	15	5
DeLuca, Gerry	OT	74	Middle Tennessee State.....	1960-64.....	19	NA
DeOssie, Steve	LB	99	Boston College.....	1994-95.....	32	0
Denson, Damon	G	61	Michigan.....	1997-99.....	14	4
DeRiggi, Fed	DT	71	Syracuse.....	1990.....	2	0
DeVree, Tyson	TE	85	Colorado.....	2008.....	2	0
Dillon, Corey	RB	28	Washington.....	2004-06.....	43	37
Dimitroff, Tom	QB	15	Miami (Ohio).....	1960.....	3	NA
Discenzo, Tony	OT	76	Michigan State.....	1960.....	5	NA
Doig, Steve	LB	59	New Hampshire.....	1986-87.....	6	0
Dombroski, Paul	DB	47	Linfield.....	1981-84.....	36	0
Donnalley, Kevin	DB	23	N. Dakota State.....	1981.....	1	0
Dorsey, Nate	DE	66	Mississippi Valley St.....	1973.....	2	0
Douglas, David	G	67	Tennessee.....	1989-90.....	16	6
Dowling, Brian	QB	14	Yale.....	1972-73.....	25	0
Dowling, Ras-I	CB	21	Virginia.....	2011.....	2	2
Dressler, Doug	RB	44	Chico State.....	1975.....	5	0
Dukes, Mike	LB	54	Clemson.....	1964-65.....	25	NA
DuLac, Bill	OG	68	Eastern Michigan.....	1974-75.....	26	2
Dumler, Doug	OC	58	Nebraska.....	1973-75.....	42	3
Dupard, Reggie	RB	21	Southern Methodist.....	1986-89.....	37	7
Durko, Sandy	S	22	Southern Cal.....	1973-74.....	25	18
Dwight, Tim	WR	86	Iowa.....	2005.....	16	1
Dykes, Hart Lee	WR	88	Oklahoma State.....	1989-90.....	26	16

- E -

Eason, Tony	QB	11	Illinois.....	1983-89.....	72	49
Eaton, Chad	DT	90	Washington State.....	1996-2000.....	65	44
Eckel, Kyle	FB	38	Navy.....	2007.....	12	0
Edds, A.J.	LB	90	Iowa.....	2011.....	2	0
Edelman, Julian	WR	11	Kent State.....	2009-11.....	39	10
Edmonds, Randy	LB	51	Georgia Tech.....	1971.....	14	0
Edwards, Marc	FB	44	Notre Dame.....	2001-02.....	32	23
Edwards, Robert	RB	47	Georgia.....	1998-2000.....	16	15
Edwards, Tim	DE	98	Delta State.....	1992.....	14	1
Egu, Patrick	RB	33	Nevado-Reno.....	1989.....	7	0
Eisenbauer, Larry	DE	72	Boston College.....	1961-69.....	115	NA
Eitzmann, Chris	TE	86	Harvard.....	2000.....	5	1
Ellard, Henry	WR	17	Fresno State.....	1998.....	5	0
Elliott, Jamin	WR	10	Delaware.....	2003.....	1	0
Ellis, Ed	T	66	Buffalo.....	1997-1999.....	9	1
Ellis, Shaun	DE	94	Tennessee.....	2011.....	14	10
Ellison, Jerry	RB	35	Tennessee-Chattanooga.....	1999.....	12	0
Emanuel, Bert	WR	87	Rice.....	2001.....	2	1
Evans, Heath	FB	44	Auburn.....	2005-08.....	54	9

- F -

Fairchild, Paul	OG	66	Kansas.....	1984-90.....	84	38
Falcon, Terry	OG	68	Montana.....	1978-79.....	18	0
Farmer, Lonnie	LB	55	Tennessee-Chattanooga.....	1964-66.....	31	NA
Farrell, Sean	OG	62	Penn State.....	1987-90.....	43	43
Faulk, Kevin	RB	33	Louisiana State.....	1999-2011.....	161	47
Fauria, Christian	TE	88	Colorado.....	2002-05.....	64	46
Feacher, Ricky	WR	83	Mississippi Valley St.....	1976.....	3	0
Feagles, Jeff	P	6	Miami (Fla.).....	1988-89.....	32	0
Feehery, Gerry	G	63	Syracuse.....	1989.....	0	0
Feggins, Howard	CB	36	UNC-Charlotte.....	1989.....	11	0
Feldhausen, Paul	OT	66	Northland.....	1968-69.....	2	0
Felt, Dick	DB	24	Brigham Young.....	1962-66.....	52	NA



PATRIOTS ALL-TIME ROSTER

Name	Pos.	#	College	Years	GP	GS
Ferguson, Vagas	RB	43	Notre Dame.....	1980-82.....	31	21
Flemister, Zeron	TE	46	Iowa.....	2004.....	0	0
Fletcher, Dane	LB	52	Montana State.....	2010-11.....	23	5
Fletcher, Derrick	OL	64	Baylor.....	1999.....	2	2
Flick, Tom	QB	10	Washington.....	1982.....	3	0
Floyd, Chris	FB	37	Michigan.....	1998-2000.....	40	2
Flutie, Doug	QB	2	Boston College.....	1987-89, 2005.....	22	13
Fontenot, Chris	TE	85	McNeese State.....	2000.....	0	0
Foreman, Chuck	RB	22	Miami (Fla.).....	1980.....	16	0
Forte, Ike	RB	38	Arkansas.....	1976-77.....	23	1
Foster, Will	LB	55	Eastern Michigan.....	1973-74.....	21	1
Fox, Tim	S	48	Ohio State.....	1976-81.....	91	91
Frain, Todd	TE	44/85	Nebraska.....	1987.....	3	2
Francis, Russ	TE	81	Oregon.....	1975-80, 87-88.....	92	83
Franklin, Arnold	TE	87	North Carolina.....	1987.....	14	0
Franklin, Tony	K	1	Texas A&M.....	1984-87.....	62	0
Fraser, Jim	LB-P	51	Wisconsin.....	1966.....	14	NA
Frazier, Charley	WR	81	Texas Southern.....	1969-70.....	23	13
Freeman, Arturo	S	25	South Carolina.....	2005.....	2	1
Friesz, John	QB	17	Idaho.....	1999-2000.....	2	0
Frisch, David	TE	88	Colorado State.....	1995.....	2	0
Fryar, Irving	WR	80	Nebraska.....	1984-92.....	129	104
Fullington, Darrell	S	29	Miami (Fla.).....	1991.....	5	0
Funchess, Tom	OT	73	Jackson State.....	1968-70.....	39	39
Fussell, Tom	DE	83	Louisiana State.....	1967.....	12	2

- G -

Gadbois, Dennis	WR	48/82	Boston University.....	1987-88.....	5	1
Gabriel, Doug	WR	85	Central Florida.....	2006.....	12	5
Gaffney, Jabar	WR	10	Florida.....	2006-08.....	43	20
Gaiter, Tony	WR	17	Miami.....	1997-98.....	1	0
Gallaher, Allen	OT	64	Southern Cal.....	1974.....	14	0
Galloway, Joey	WR	13	Ohio State.....	2009.....	3	2
Gamble, R.C.	RB	13	South Carolina State.....	1968-69.....	27	14
Gambol, Chris	OL	74	Iowa.....	1990.....	16	15
Gannon, Chris	DE	91	SW Louisiana.....	1990-93.....	36	3
Garcia, Teddy	K	7	NE Louisiana.....	1988.....	16	0
Gardin, Ron	WR	37	Arizona.....	1971.....	8	0
Gardner, Barry	LB	47	Northwestern.....	2006.....	0	0
Garrett, Carl	RB	30	New Mexico Highlands.....	1969-72.....	51	42
Garrett, J.D.	RB	32	Grambling State.....	1964-67.....	40	0*
Garron, Larry	RB	40	Western Illinois.....	1960-68.....	99	12*
Gash, Sam	RB	33	Penn State.....	1992-97.....	88	36
Gay, Randall	CB	21	Louisiana State.....	2004-07.....	39	14
Geddes, Bob	LB	59	UCLA.....	1973-75.....	24	6
George, Tony	S	41	Florida.....	1999-2000.....	31	1
Germany, Willie	S	29	Morgan State.....	1976.....	10	0
Gibson, Ernest	CB	43	Furman.....	1984-88.....	67	14
Gillen, John	LB	54	Illinois.....	1983.....	8	0
Gipson, Paul	RB	46	Houston.....	1973.....	5	0
Gisler, Mike	G	67	Houston.....	1993-97.....	73	7
Givens, David	WR	87	Notre Dame.....	2002-05.....	53	27
Gladieux, Bob	RB	24	Notre Dame.....	1969-72.....	43	5
Glenn, Terry	WR	88	Ohio State.....	1996-2001.....	68	63
Glenn, Vencie	DB	25	Indiana State.....	1986.....	4	0
Goad, Tim	NT	72	North Carolina.....	1988-94.....	109	105
Gogolak, Charlie	K	7	Princeton.....	1970-72.....	26	0
Golden, Tim	LB	59	Florida.....	1982-84.....	40	1
Golic, Bob	LB	51	Notre Dame.....	1979-81.....	33	12
Gonzalez, Noe	RB	38	SW Texas State.....	1974.....	2	0
Gordon, Steve	OL	66	California.....	1992-93.....	0	0
Gordon, Tim	S	41	Tulsa.....	1991-92.....	21	15
Gorin, Brandon	T	76	Purdue.....	2003-05.....	32	18
Gostkowski, Stephen	K	3	Memphis.....	2006-11.....	88	0
Graff, Neil	QB	15	Wisconsin.....	1974-75.....	25	2
Graham, Art	WR	84	Boston College.....	1963-68.....	75	17*
Graham, Daniel	TE	82	Colorado.....	2002-06.....	63	49
Graham, Hason	WR	81	Georgia.....	1995-96.....	19	1
Graham, Milt	OT	70	Colgate.....	1961-63.....	28	NA
Graham, Shayne	K	5	Virginia Tech.....	2010.....	8	0
Granby, John	DB	25	Virginia Tech.....	1992.....	0	0
Grant, Rupert	FB	34	Howard.....	1995.....	7	1
Gravely, Maurice	FS	23	Concord College.....	1987.....	1	0
Graves, White	DB	44	Louisiana State.....	1965-67.....	40	0
Gray, Leon	OT	70	Jackson State.....	1973-78.....	78	77
Green, David	RB	38	Boston College.....	1995.....	2	0
Green, Jarvis	DE	97	Louisiana State.....	2002-09.....	121	46
Green, Jerry	RB	45	Georgia Tech.....	1960.....	2	NA
Green, Victor	S	27	Akron.....	2002.....	16	5
Green-Ellis, BenJarvus	RB	42	Mississippi.....	2008-11.....	53	20
Greene, Tom	QB	14	Holy Cross.....	1960.....	10	NA
Grier, Mario	RB	35	Tennessee-Chattanooga.....	1996-97.....	32	0
Griffith, Richard	TE	88	Arizona.....	1993.....	3	0
Grimes, Reggie	DE	97	Alabama.....	2000.....	8	0



PATRIOTS ALL-TIME ROSTER

Name	Pos.	#	College	Years	GP	GS
Grogan, Steve	QB	14	Kansas State	1975-90	149	131
Gronkowski, Dan	TE	82	Maryland	2011	5	1
Gronkowski, Rob	TE	87	Arizona State	2010-11	32	27
Gutierrez, Matt	QB	7	Idaho State	2007-08	5	0
Guyton, Gary	LB	58	Georgia Tech	2008-11	60	32
Guyton, Myron	SS	29	Eastern Kentucky	1994-95	30	30
Guzik, John	NT	97	Ohio	1987	3	2

- H -

Hagen, Halvor	G-DE	62	Weber State	1971-72	26	15
Haggerty, Mike	OT-DE	75	Miami (Ohio)	1971	14	13
Haley, Darryl	OG	68	Utah	1982-84, 86	57	24
Hall, Ron	DB	23	Missouri Valley	1961-67	88	3
Hamilton, Bobby	DE	91	Southern Mississippi	2000-03	64	62
Hamilton, Ray	DE	71	Oklahoma	1973-81	132	117
Hammond, Kim	QB	15	Florida State	1969-70	4	0
Hannah, John	OG	73	Alabama	1973-85	183	183
Hanneman, Craig	DE	74	Oregon State	1974-75	20	3
Hansen, Brian	P	10	Sioux Falls	1990	16	0
Hansen, Bruce	RB	24	Brigham Young	1987	6	2
Hanson, Chris	P	6	Marshall	2007-09	48	0
Hare, Eddie	P	8	Tulsa	1979	16	0
Harlow, Pat	OT	77	Southern Cal	1991-95	74	64
Harris, Antwan	CB	23	Virginia	2000-03	52	2
Harris, Marshall	DE	78	Texas Christian	1983	6	2
Harris, Raymont	RB	29	Ohio State	2000	1	0
Harris, Rickie	DB	25	Arizona	1971-72	28	21
Harris, Ronnie	WR/PR/KR	84	Oregon	1993-94	6	0
Harrison, Rodney	S	37	Western Illinois	2003-08	63	62
Hartley, Ken	P	7	Catawba	1981	2	0
Harvey, Richard	LB	58	Tulane	1990	16	9
Hasselbeck, Don	TE	80	Colorado	1977-83	86	27
Hauck, Tim	FS	40	Montana	1990	8	0
Hauser, Art	DT	67	Xavier	1960	8	NA
Hawkins, Artrell	DB	25	Cincinnati	2005-06	19	16
Hawkins, Mike	OLB	59	Texas A&I	1978-81	59	45
Hawkins, Steve	WR	80	Western Michigan	1994	7	0
Hawthorne, Greg	WR/RB	27	Baylor	1984-86	43	11
Hayes, Chris	S	29	Washington State	2002	4	0
Hayes, Donald	WR	81	Wisconsin	2002	12	1
Hayman, Conway	OG	65	Delaware	1972	0	0
Haynes, Mike	CB	40	Arizona State	1976-82	90	86
Haynesworth, Albert	DL	92	Tennessee	2011	6	0
Henderson, Jerome	CB	36	Clemson	1991-93, 1996	39	10
Hendley, David	DB	28	S. Connecticut State	1987	2	0
Henke, Karl	OT	80	Tulsa	1969	10	7
Hennessey, Tom	DB	30	Holy Cross	1965-66	28	NA
Henson, Luther	NT	70	Ohio State	1982-84	21	2
Herline, Alan	P	6	Vanderbilt	1987	3	0
Hernandez, Aaron	TE	85	Florida	2010-11	28	19
Herock, Ken	LB	36	West Virginia	1969	6	0
Herron, Mack	RB	42	Kansas State	1973-75	35	20
Hill, Marquise	DL	91	Louisiana State	2004-06	13	0
Hinton, Eddie	WR	82	Oklahoma	1974	9	1
Hitchcock, Jimmy	CB	31	North Carolina	1995-97	37	20
Hobbs, Ellis	CB	27	Iowa State	2005-08	63	49
Hobby, Marion	DE	60	Tennessee	1990-92	42	8
Hochstein, Russ	G	71	Nebraska	2002-08	92	20
Hodge, Milford	DE	97	Washington State	1986-89	49	8
Hodson, Tommy	QB	13	Louisiana State	1990-92	32	12
Hoey, George	DB	23	Michigan	1972-73	25	18
Holcomb, Sean	LB	60	Texas A&I	1995	0	0
Holloway, Brian	OT	76	Stanford	1981-86	88	77
Holmberg, Rob	LB	50	Penn State	2000	18	5
Holmes, Darryl	FS	41	Ft. Valley State	1987-89	44	3
Holmes, Ernie	NT	63	Texas Southern	1978	3	0
Holsey, Bernard	DL	99	Duke	2002	8	0
Howard, Bob	CB	24	San Diego State	1975-77	37	15
Howard, David	LB	99	Long Beach State	1991-92	32	15
Hoyer, Brian	QB	8	Michigan State	2009-11	13	0
Huard, Damon	QB	19	Washington	2001-03	4	0
Huarte, John	QB	7	Notre Dame	1966-67	18	0*
Hubach, Mike	P	6	Kansas	1980-81	21	0
Hudson, Bill	DT	61	Clemson	1965	4	4
Hunt, Jim Lee	DT	79	Prairie View	1960-71	141	55*
Hunt, Kevin	OT	62	Doane	1973	1	0
Hunt, Sam	LB	50	Stephen F. Austin	1974-79	84	82
Hunter, Ivy Joe	RB	45	Kentucky	1991	13	10
Hurst, Maurice	CB	37	Southern	1989-95	104	101
Hutson, Brian	SS	36	Mississippi State	1990	2	0
Hyland, Bob	OC	60	Boston College	1977	3	0

PATRIOTS ALL-TIME ROSTER

Name	Pos.	#	College	Years	GP	GS
- I -						
Ihedigbo, James	S	44	Massachusetts	2011	16	12
Ilg, Ray	LB	45	Colgate	1967-68	28	3
Imhof, Martin	DE	64	San Diego State	1975	5	3
Ingram, Brian	LB	51	Tennessee	1982-85	39	0
Ingram, Jake	LS	47	Hawaii	2009-10	24	0
Irvin, Heath	G	63	Colorado	1996-99	44	16
Isaia, Sale	G	72	UCLA	2000	16	14
Israel, Steve	CB	21	Pittsburgh	1997-99	29	20
Ivory, Horace	RB	23	Oklahoma	1977-81	45	12
Ivy, Corey	CB	28	Oklahoma	1999	0	0
Iwuoma, Chidi	CB	29	California	2006	3	0
Izzo, Larry	LB	53	Rice	2001-08	127	0

- J -						
Jackson, Chad	WR	17	Florida	2006-07	14	1
Jackson, Curtis	WR	82	Texas A&M	2000	7	2
Jackson, Eddie	CB	29	Arkansas	2007	3	0
Jackson, Harold	WR	29	Jackson State	1978-81, 87	64	62
Jackson, Honor	DB	29	Pacific	1972-73	20	12
Jacobs, Harry	DE-LB	83	Bradley	1960-62	23	NA
Jacobs, Ray	DT	87	Howard Payne	1969	8	5
Jagielski, Harry	DT	73	Indiana	1960-61	19	NA
James, Craig	RB	32	Southern Methodist	1984-88	52	33
James, Roland	SS	38	Tennessee	1980-90	145	122
Janik, Tom	DB-P	21	Texas A&I	1969-71	42	3
Jarostchuk, Ilia	LB	50	New Hampshire	1990	12	1
Jarvis, Ray	WR	87	Norfolk State	1979	7	0
Jefferson, Shawn	WR	84	Central Florida	1996-99	63	61
Jells, Dietrich	WR	83	Pittsburgh	1996-97	18	1
Jenkins, Ed	RB	30	Holy Cross	1974	3	0
Jeter, Gary	DE	99	Southern Cal	1989	14	0
Johnson, Andy	RB	32	Georgia	1974-76, 78-81	94	43
Johnson, Bethel	WR	81	Texas A&M	2003-05	39	7
Johnson, Billy	DB	47	Nebraska	1966-69	32	4
Johnson, Charles	WR	81	Colorado	2001	14	2
Johnson, Damian	OG	68	Kansas State	1990	16	16
Johnson, Daryl	DB	23	Morgan State	1968-71	42	41
Johnson, Ellis	RB	38	S.E. Louisiana	1965-66	28	NA
Johnson, Garrett	NT	60	Illinois	2000	8	2
Johnson, Joe	OE	24	Boston College	1960-61	13	NA
Johnson, Lee	P	10	Brigham Young	1999-2001	37	0
Johnson, Mario	DL	98	Missouri	1993	6	0
Johnson, Olrick	LB	51	Florida A&M	2000	12	0
Johnson, Preston	RB	48	Florida A&M	1968	3	0
Johnson, Steve	TE	85	Virginia Tech	1988	14	3
Johnson, Ted	LB	52	Colorado	1995-2004	117	104
Jones, Aaron	DE	97	Eastern Kentucky	1993-95	37	1
Jones, Cedric	WR	83	Duke	1982-90	120	37
Jones, Ezell	OT	74	Minnesota	1969-70	15	0
Jones, Kenyatta	T	74	South Florida	2001-02	18	11
Jones, Mike	DE	96	North Carolina State	1994-97	61	37
Jones, Nate	DB	23	Rutgers	2011	5	1
Jones, Tebucky	DB	34	Syracuse	1998-2002, 06	72	36
Jones, Todd	OL	63	Texas A&M	1993	4	0
Jordan, LaMont	RB	32	Maryland	2008	8	0
Jordan, Shelby	OT	74	Washington (Mo.)	1975, 77-82	95	87
Jordan, Tim	LB	93	Wisconsin	1987-89	30	10

- K -						
Kaczur, Nick	T	77	Toledo	2005-10	68	62
Kadziel, Roin	LB	52	Stanford	1972	14	1
Kapp, Joe	QB	11	California	1970	11	10
Kasper, Kevin	WR	10	Iowa	2004	8	0
Katula, Matt	LS	48	Wisconsin	2010	8	0
Katzenmoyer, Andy	LB	59	Ohio State	1999-2001	24	14
Kecman, Dan	LB	45	Maryland	1970	1	0
Keeton, Durwood	S	29	Oklahoma	1975	12	0
Kelly, Ben	CB-KR	31	Colorado	2001-02	9	0
Kelley, Ethan	DL	99	Baylor	2004	1	0
Kerrigan, Mike	QB	19	Northwestern	1983-84	2	0
Key, David	S	26	Michigan	1991	3	0
Khayat, Ed	DT	73	Tulane	1966	14	NA
Right, Kelvin	WR	19	Florida	2006	4	1
Kimber, Bill	OE	86	Florida State	1961	4	NA
Kinchen, Brian	LS	46	Louisiana State	2003	2	0
Kiner, Steve	LB	57	Tennessee	1971, 73	28	28
King, Claude	RB	41	Houston	1962	14	NA
King, Steve	LB	52	Tulsa	1973-81	124	40
Kingsbury, Kliff	QB	16	Texas Tech	2003	0	0
Klecko, Dan	DL	90	Temple	2003-05	29	3
Klein, Dick	OT	62	Iowa State	1961-62	24	NA
Klemm, Adrian	G/T	70	Hawaii	2000-04	26	10



PATRIOTS ALL-TIME ROSTER

Name	Pos.	#	College	Years	GP	GS
Knief, Gayle	WR	84	Morningside	1970	3	0
Knutson, Matt	T	62	North Dakota	2002	0	0
Koontz, Ed	LB	54	Catawba	1968	6	1
Kopp, Jeff	LB	91	Southern California	1999	6	0
Koppen, Dan	C	67	Boston College	2003-11	121	120
Koutouvides, Niko	LB	90	Purdue	2011	8	1
Krakau, Merv	LB	53	Iowa State	1978	1	0
Kratch, Bob	G	61	Iowa	1984-96	40	36
Kuberski, Bob	DT	93	Navy	1999	5	0
Kuehn, Art	OC	78	UCLA	1983	2	0
Kurpeikis, Justin	LB	47	Penn State	2004	5	0

- L -

Ladd, Anthony	WR	18	Cincinnati	1998	4	0
LaFreniere, Bill	WR	88	Northeastern	1987	0	0
Lambert, Dion	DB	28	UCLA	1992-93	30	4
Landry, Anthony	RB	35	Stephen F. Austin	1990	0	0
Lane, Max	OT	68	Navy	1994-2000	100	70
Langham, Antonio	CB	38	Alabama	2000	15	7
Larson, William	RB	34	Western Illinois	1960	1	NA
Lassiter, Ike	DE	87	St. Augustine's	1970-71	19	16
Law, Ty	CB	24	Michigan	1995-2004	141	133
Lawson, Jamie	RB	29	North Carolina State	1990	1	0
Lawson, Odell	RB	32	Langston	1970-71	16	3
LeBlanc, Michael	RB	27/40	Stephen F. Austin	1987	4	2
Lee, John	DE	66	Nebraska	1981	4	4
Lee, Keith	DB	22	Colorado State	1981-84	54	8
Lee, Kevin	WR	86	Alabama	1994-95	7	2
Lee, Robert	G	60	Missouri	1960	8	NA
Legette, Bernie	RB	35	Michigan State	1993-94	10	0
Lenkaitis, Bill	C	67	Penn State	1971-81	151	119
Leo, Bobby	WR	24	Harvard	1967-68	3	0
Leo, Charlie	OG	63	Indiana	1960-62	34	NA
Leonard, Louis	DL	66	Fresno State	2010	1	0
LeVoi, Mark	T	64	Notre Dame	2008-10	32	2
Lewis, Bill	C	75	Nebraska	1993	7	5
Lewis, Vernon	CB	43	Pittsburgh	1993-96	44	2
Light, Matt	T	72	Purdue	2001-11	155	153
Lindquist, Paul	DT	67	New Hampshire	1961	2	NA
Linne, Larry	WR	80	Texas-El Paso	1987	3	3
Lippett, Ronnie	DB	42	Miami (Fla.)	1983-88, 90-91	122	111
Livingston, Walt	RB	24	Heidelberg	1960	3	NA
Lockett, Bret	DB	38	UCLA	2009-10	10	0
Lockhart, Eugene	LB	51	Houston	1991-92	32	21
Lockwood, Scott	RB	40	Southern Cal	1992-93	4	0
Lofton, Oscar	OE	86	S.E. Louisiana	1960	14	NA
Lofton, Steve	CB	38	Texas A&M	1997	10	0
Long, Charlie	G	76	Tennessee-Chattanooga	1961-69	124	17
Long, Mike	OE	87	Brandeis	1960	2	NA
Looker, Dane	WR	87	Washington	2000	0	0
Lott, Billy	RB	32	Mississippi	1961-63	35	NA
Loudd, Rommie	LB	60	UCLA	1961-62	27	NA
Loukas, Angelo	G	66	Northwestern	1970	2	0
Love, Arthur	TE	48	South Carolina St.	2001	0	0
Love, Kyle	DL	74	Mississippi State	2010-11	25	14
Lowe, Omare	CB	23	Washington	2004	3	0
Lowery, Nick	K	7	Dartmouth	1978	2	0
Lowry, Orlando	LB	91	Ohio State	1989	2	0
Lua, Oscar	LB	49	Southern Cal	2007	0	0
Lucas, Ray	WR	15	Rutgers	1996	2	0
Lunsford, Mel	DE	72	Central State (Ohio)	1973-80	92	74
Lyle, Rick	DL	96	Missouri	2002-03	21	3

- M -

Mahoney, John "Butch"	CB	23	American International	1961	NA	NA
Maitland, Jack	RB	40	Williams	1971-72	27	0
Mallard, Wesly	LB	96	Oregon	2005	3	0
Mallett, Ryan	QB	15	Arkansas	2011	0	0
Mallory, Irvin	DB	43	Virginia Union	1971	2	0
Maneri, Steve	T	65	Temple	2010	0	0
Mangiero, Dino	NT	96	Rutgers	1987	2	0
Mangum, John	DT	74	Southern Mississippi	1966-67	28	5
Mankins, Logan	OL	70	Fresno State	2005-11	104	104
Marion, Fred	FS	31	Miami (Fla.)	1982-91	144	113
Maroney, Laurence	RB	39	Minnesota	2006-10	45	14
Marsh, Aaron	WR	29	Eastern Kentucky	1968-69	28	16
Marshall, Al	WR	88	Boise State	1974	4	0
Martin, Curtis	RB	28	Pittsburgh	1995-97	45	43
Martin, Donald	CB	38	Yale	1973	14	2
Martin, Sammy	WR	82	Louisiana State	1988-91	40	1
Martin, Steve	DT	90	Missouri	2002	14	5
Mason, Dave	S	28	Nebraska	1973	8	1
Mass, Wayne	OT	75	Miami (Fla.)	1972	6	0
Massey, Jim	CB	47	Linfield	1974-75	15	1

PATRIOTS ALL-TIME ROSTER

Name	Pos.	#	College	Years	GP	GS
Matich, Trevor	OC	64	Brigham Young.....	1985-88.....	26	11
Matthews, Bill	LB	53	South Dakota State.....	1979-81.....	48	10
Matthews, Henry	RB	35	Michigan State.....	1972.....	3	3
Matthews, Michael	TE	80	Georgia Tech.....	2009.....	4	0
May, Art	DE	71	Tuskegee.....	1971.....	11	5
Mayo, Jerod	LB	51	Tennessee.....	2008-11.....	59	57
Mays, Corey	LB	46	Notre Dame.....	2006-07.....	9	0
Mayer, Shawn	S	39/23	Penn State.....	2003-04.....	12	0
McAlistar, James	RB/KR	37	UCLA.....	1978.....	16	0
McCabe, Jerry	LB	52	Holy Cross.....	1987.....	3	3
McCall, Bob	RB	24	Arizona.....	1973.....	8	1
McCarthy, Shawn	P	11	Purdue.....	1991-92.....	29	0
McComb, Don	DE	85	Villanova.....	1960.....	1	NA
McCourt, Devin	CB	32	Rutgers.....	2010-11.....	30	30
McCrary, Fred	FB	44	Mississippi State.....	2003.....	6	3
McCray, Prentice	S	34	Arizona State.....	1974-80.....	81	65
McCurry, Dave	S	40	Iowa State.....	1974.....	2	0
McDermott, Sean	LS	49	Kansas.....	2003.....	1	0
McDonald, Nick	OL	65	Grand Valley State.....	2011.....	4	2
McDougald, Doug	DE	70	Virginia Tech.....	1980.....	8	0
McGee, George	OT	75	Southern.....	1960.....	14	NA
McGee, Tony	DE	78	Bishop (Texas).....	1974-81.....	119	37
McGinest, Willie	LB	55	Southern Cal.....	1984-2005.....	171	146
McGovern, Rob	LB	58	Holy Cross.....	1992.....	4	0
McGowan, Brandon	S	30	Maine.....	2009-10.....	16	11
McGrew, Lawrence	LB	50	Southern Cal.....	1980-89.....	122	74
McGrew, Michael	WR	15	Virginia.....	2005.....	0	0
McGruder, Scooter	CB	27	Kent State.....	1996-97.....	17	0
McHale, Joe	LB	55	Delaware.....	1987.....	3	0
McKay, Bob	OT	66	Texas.....	1976-78.....	39	16
McKenzie, Tyrone	LB	44	South Florida.....	2009.....	0	0
McKinnon, Don	LB	51	Dartmouth.....	1963-64.....	17	NA
McMahon, Art	DB	28	N.C. State.....	1968-72.....	43	7
McMurtry, Greg	WR	86	Michigan.....	1990-93.....	58	41
McNeil, Emmanuel	NT	92	Tennessee-Martin.....	1989.....	1	0
McQuay, Leon	RB	31	Tampa.....	1975.....	13	0
McSwain, Chuck	RB	32	Clemson.....	1987.....	3	1
McSwain, Rod	CB	23	Clemson.....	1984-90.....	90	17
Meggett, David	RB	22	Towson State.....	1995-97.....	48	3
Megna, Marc	LB	96/99	Richmond.....	1999-2000.....	4	0
Meixler, Ed	LB	52	Boston University.....	1965.....	4	NA
Melander, Jon	OG	64	Minnesota.....	1991.....	11	3
Merkerson, Ron	LB	50	Colorado.....	1999.....	0	0
Meriweather, Brandon	DB	31	Miami (Fla.).....	2007-10.....	64	40
Mesko, Zoltan	P	14	Michigan.....	2010-11.....	32	0
Mickens, Ray	CB	38	Texas A&M.....	2006.....	4	0
Mildren, Jack	S	45	Oklahoma.....	1974.....	14	10
Miller, Hugh	QB	7	Washington.....	1991-92.....	20	20
Miller, Al	RB	32	Boston College.....	1960.....	14	NA
Miller, Dan	K	6	Miami (Fla.).....	1982.....	2	0
Miller, Jim	QB	13	Michigan State.....	2004.....	0	0
Miller, Josh	P	8	Arizona.....	2004-06.....	42	0
Milloy, Lawyer	S	36	Washington.....	1996-2002.....	112	106
Mills, Garrett	TE	45	Tulsa.....	2006.....	0	0
Mirich, Rex	DT	76	Northern Arizona.....	1970.....	7	1
Mitchell, Brandon	DE	98	Texas A&M.....	1997-2001.....	62	37
Mitchell, Leroy	DB	41	Texas Southern.....	1967-68.....	28	28
Mitchell, Mel	S	24	Western Kentucky.....	2006-07.....	10	0
Molden, Antwaun	CB	27	Eastern Kentucky.....	2011.....	16	2
Monter, Mike	OT	64	Colorado.....	1969-72.....	53	50
Moore, Arthur	DT	75	Tulsa.....	1973-77.....	29	0
Moore, Brandon	OT	70	Duke.....	1993-95.....	26	0
Moore, Eric	DL	98	Florida State.....	2010-11.....	6	3
Moore, Greg	LB	54	Tennessee-Chattanooga.....	1987.....	3	3
Moore, Leroy	DE	61	Ft. Valley State.....	1961-62.....	19	NA
Moore, Marty	LB	58/90	Kentucky.....	1994-99, 2001.....	96	10
Moore, Rashad	DL	95	Tennessee.....	2007.....	1	0
Moore, Sterling	DB	29	Southern Methodist.....	2011.....	6	3
Moore, Steve	OT	67	Tennessee State.....	1983-87.....	52	31
Moore, Will	WR	83	Texas Southern.....	1995.....	16	13
Moreland, Earthwind	CB	29	Georgia Southern.....	2004.....	9	2
Morey, Sean	WR	85	Brown.....	1999.....	2	0
Morgan, Stanley	WR	86	Tennessee.....	1977-89.....	180	165
Morris, Aric	S	29	Michigan State.....	2003.....	4	0
Morris, Jamie	RB	24	Michigan.....	1990.....	5	0
Morris, Jon	OC	56	Holy Cross.....	1964-74.....	130	82
Morris, Sammy	RB	34	Texas Tech.....	2007-10.....	41	12
Morriss, Guy	OC	75	Texas Christian.....	1984-87.....	53	22
Mosier, John	TE	88	Kansas.....	1973.....	2	2
Moss, Randy	WR	81	Marshall.....	2007-10.....	52	51
Moss, Roland	TE	86	Toledo.....	1971.....	14	6
Moss, Zefross	T	77	Alabama State.....	1997-99.....	42	42
Mowatt, Zeke	TE	81	Florida State.....	1990.....	10	0
Mruczkowski, Gene	OL	64	Purdue.....	2003-06.....	18	0
Murphy, Bill	WR	31	Cornell.....	1968.....	6	5



PATRIOTS ALL-TIME ROSTER

Name	Pos.	#	College	Years	GP	GS
Murphy, Jim	QB	7	Northeastern	1998	0	0
Murrell, Marques	LB	93	Appalachian State	2010	1	0
Myers, Leonard	CB	25	Miami (Fla.)	2001-02	15	1

- N -

Nance, Jim	RB	35	Syracuse	1965-71	94	66*
Napaski, Eric	LB	49	Connecticut	1988-89	4	0
Neal, Stephen	OL	61	Cal State Bakersfield	2001-10	86	81
Neighbors, Billy	OG	73	Alabama	1962-65	56	NA
Nelson, Edmund	DE	65	Auburn	1988	12	1
Nelson, Steve	LB	57	N. Dakota State	1974-87	174	173
Neumann, Tom	RB	36	Northern Michigan	1963	10	NA
Neville, Tommy	OT	77	Mississippi State	1965-77	160	114*
Nichols, Bob	TE	87	Boston University	1967-68	15	1
Nichols, Ricky	WR	86	East Carolina	1987	1	0
Ninkovich, Rob	LB	50	Purdue	2009-11	47	26
Nugent, David	DE	92	Purdue	2000-01	15	1

- O -

O'Callaghan, Ryan	T	68	California	2006-08	25	7
O'Connell, Kevin	QB	5	San Diego State	2008	2	0
O'Hanley, Ross	DB	25	Boston College	1960-65	63	NA
Ohrnberger, Rich	OL	60	Penn State	2009	3	0
O'Neal, Deltha	CB	21	California	2008	16	10
O'Neill, Pat	P	5	Syracuse	1994-95	24	0
Oakes, Don	OT	71	Virginia Tech	1963-68	27	16
Ochoicino, Chad	WR	85	Oregon State	2011	15	3
Ohrnberger, Rich	OL	60	Penn State	2009-10	5	0
Ojinnaka, Quinn	OL	69	Syracuse	2010	8	0
Osborne, Chuck	DT	71	Arizona	2000	0	0
Osley, Willie	CB	37	Illinois	1974	10	4
Outlaw, John	DB	44	Jackson State	1969-72	33	19
Overton, Don	RB	29	Fairmont State	1990	7	0
Owen, Tom	QB	17	Wichita State	1976-81	12	1
Owens, Dennis	NT	98	N.C. State	1982-86	71	44

- P -

Page, Jarrod	S	44	UCLA	2010	10	1
Parilli, Babe	QB	15	Kentucky	1961-67	94	11*
Parker, Riddick	DT	97	North Carolina	2001	13	0
Pass, Patrick	RB	35	Georgia	2000-06	78	11
Patrick, Mike	P	2	Mississippi State	1975-78	43	0
Patten, David	WR	86	Western Carolina	2001-04	54	44
Patton, Jerry	DE	72	Nebraska	1975	3	3
Paulk, Jeff	FB	46	Arizona State	2000	1	0
Paxton, Lonie	LS	66	Sacramento State	2000-08	141	0
Pennywell, Carlos	WR	88	Grambling State	1978-81	48	2
Peoples, George	RB	35	Auburn	1983	16	0
Perkins, Willis	OG	NA	Texas Southern	1961	1	NA
Perryman, Robert	RB	34	Michigan	1987-89	41	31
Peterson, Joe	CB	45	Nevada-Reno	1987	3	3
Phifer, Roman	LB	95	UCLA	2001-04	59	46
Phillips, Jess	RB	35	Michigan State	1976-77	27	0
Philpott, Ed	LB	52	Miami (Ohio)	1967-71	68	53
Pickering, Clay	WR	48	Maine	1987	1	0
Pitts, Mike	DE	93	Alabama	1993-94	32	31
Pleasant, Anthony	DE	98	Tennessee State	2001-03	37	27
Plunkett, Art	OT	70	UNLV	1985, 87	22	1
Plunkett, Jim	QB	16	Stanford	1971-75	61	61
Polite, Lousaka	FB	36	Pittsburgh	2011	1	0
Pool, David	CB	27	Carson-Newman	1991-92	31	17
Poole, Tyrone	CB	38	Fort Valley State	2003-05	22	21
Pope, Ken	CB	41	Oklahoma	1974	4	0
Porell, Tom	NT	65	Boston College	1987	1	1
Porter, Willie	DB	27	Texas Southern	1968	13	0
Posey, David	K	9	Florida	1978	11	0
Poteat, Hank	CB	31/32	Pittsburgh	2004-06	12	2
President, Andre	TE	88	Angelo State	1995	1	0
Prestridge, Luke	P	17	Baylor	1984	9	0
Price, Kenny	LB	54	Iowa	1971	1	0
Price, Taylor	WR	17	Ohio	2010-11	4	0
Proffit, Eugene	DB	22	Yale	1986-88	5	0
Pruett, Perry	DB	39	North Texas State	1971	11	1
Pryor, Myron	DL	91	Kentucky	2009-11	24	2
Puetz, Garry	OG	77	Valparaiso	1979-81	36	5
Purnell, Lovett	TE	48/85	West Virginia	1996-98	34	7
Purvis, Vic	WR	31	Southern Mississippi	1966-67	16	0*
Pyne, George	OT	75	Olivet	1965	14	NA

- R -

Rademacher, Bill	WR	33	N. Michigan State	1969-70	27	5
Rakoczy, Gregg	OL	71	Miami (Fla.)	1991-92	21	4
Ramsey, Derrick	TE	88	Kentucky	1983-85	46	23
Ramsey, Tom	QB	12	UCLA	1985-88	21	4

PATRIOTS ALL-TIME ROSTER

- R -

Name	Pos.	#	College	Years	GP	GS
Ratkowski, Ray	RB	23	Notre Dame.....	1961.....	1	NA
Rawlings, Josh	OL	62	Minnesota.....	2000.....	0	0
Ray, Eddie	RB-P	36	Louisiana State.....	1970.....	5	1
Ray, Terry	S	23	Oklahoma.....	1993-96.....	63	24
Redd, Vince	LB	49	Liberty.....	2008.....	5	0
Redding, Reggie	OL	70	Cal State-Fullerton.....	1992.....	14	14
Redmond, J.R.	RB	21	Arizona State.....	2000-02.....	33	5
Reed, Benton	DE	71	Mississippi.....	1987.....	3	3
Rehberg, Scott	T	60	Central Michigan.....	1997-98.....	8	0
Rehder, Tom	OT	76	Notre Dame.....	1988-89.....	32	0
Reid, Dexter	S	42	North Carolina.....	2004.....	13	2
Reilly, Kevin	LB	55	Villanova.....	1975.....	4	1
Rembert, Johnny	LB	52	Clemson.....	1983-92.....	126	72
Reynolds, Bob	OT	74	Bowling Green.....	1972-73.....	20	14
Reynolds, Ed	LB	95	Virginia.....	1983-91.....	119	34
Reynolds, Ricky	CB	21	Washington State.....	1994-96.....	42	35
Reynolds, Tom	WR	21	San Diego State.....	1972.....	12	0
Rheams, Leonta	DL	75	Houston.....	1998.....	6	0
Rice, Rodney	DB	43	Brigham Young.....	1989.....	10	0
Richard, Darryl	DL	90	Georgia Tech.....	2009-2010.....	0	0
Richards, Dave	OL	62	UCLA.....	1996.....	5	0
Richardson, Al	DE	79	Grambling State.....	1960.....	3	NA
Richardson, Jesse	DT	75	Alabama.....	1962-64.....	42	NA
Richardson, Mike	DB	35	Notre Dame.....	2007-08.....	10	0
Richardson, Tom	WR	49	Jackson State.....	1969-70.....	15	0
Ridley, Stevan	RB	22	LSU.....	2011.....	15	2
Rivers, Marcellus	TE	82	Oklahoma State.....	2007.....	3	0
Robbins, Randy	S	48	Arizona.....	1992.....	15	15
Roberts, Tim	DE	94	Southern Mississippi.....	1995.....	13	12
Roberts, William	G	76	Ohio State.....	1995-96.....	32	27
Robinson, Bo	RB	41	West Texas State.....	1984.....	16	1
Robinson, Greg	OT	61/68	Sacramento State.....	1987.....	3	3
Robinson, Junior	CB	27	East Carolina.....	1990.....	16	0
Robinson, Rex	K	7	Georgia.....	1982.....	3	0
Robinson-Randall, Greg	T	64/77	Michigan State.....	2000-02.....	35	22
Robotti, Frank	LB-RB	51	Boston College.....	1961.....	12	NA
Rogers, Doug	DE	65	Stanford.....	1984.....	12	0
Romaniszyn, Jim	LB	53	Edinboro State (Pa.).....	1976.....	11	2
Romeo, Tony	TE	86	Florida State.....	1962-67.....	75	0
Romine, Al	DB	46	Florence State.....	1961.....	1	NA
Rowe, Dave	DT	76	Penn State.....	1971-73.....	42	33
Rucci, Todd	OG	71	Penn State.....	1993-99.....	85	75
Rucker, Reggie	WR	33	Boston University.....	1971-74.....	43	38
Rudolph, Jack	LB	80	Georgia Tech.....	1960-65.....	56	NA
Ruegamer, Grey	C/G	67	Arizona State.....	2000-02.....	33	3
Russ, Bernard	LB	51	West Virginia.....	1997-99.....	9	0
Russell, Leonard	RB	32	Arizona State.....	1991-93.....	43	40
Ruth, Mike	NT	65	Boston College.....	1986-87.....	8	0
Rutledge, Rod	TE	83	Alabama.....	1998-2001.....	63	31
Ruud, Bo	LB	91	Nebraska.....	2008.....	0	0

- S -

Sabb, Dwayne	LB	95	New Hampshire.....	1992-96.....	73	24
Sacco, Frank	LB	95	Fordham.....	1987.....	2	0
Sagapolutele, Pio	DT	75	San Diego State.....	1996.....	15	10
Salt, Lee	QB	12	Temple.....	1992.....	0	0
Sam, P.K.	WR	14	Florida State.....	2004.....	3	0
Samuel, Asante	CB	22	Central Florida.....	2003-07.....	75	53
Sanders, James	S	36	Fresno State.....	2005-10.....	84	50
Sanders, John	S	25	South Dakota.....	1974-76.....	30	24
Sanders, Lewis	DB	29	Maryland.....	2008.....	10	4
Sandham, Todd	OG	72	Northeastern.....	1987.....	2	0
Sands, Terdell	DL	74	Tennessee-Chattanooga.....	2009.....	1	0
Sanford, Rick	FS	25	South Carolina.....	1979-84.....	89	53
Saranovitz, Brian	OG	70	New Hampshire.....	1987.....	0	0
Sardisco, Tony	OG	64	Tulane.....	1960-62.....	40	NA
Satcher, Doug	LB	58	Southern Mississippi.....	1966-68.....	28	26
Sauerbrun, Todd	P	18	West Virginia.....	2006.....	2	0
Sawyer, Jon	CB	31	Cincinnati.....	1987.....	2	0
Saxon, Mike	P	4	San Diego State.....	1993.....	16	0
Saylor, Jace	DL	94	Michigan State.....	2001.....	2	1
Scarpito, Bob	WR-P	46	Notre Dame.....	1968.....	14	0
Schaum, Greg	DE	76	Michigan State.....	1978.....	14	0
Schmidt, Bob	OT	74	Minnesota.....	1964.....	14	NA
Scholtz, Bruce	LB	51	Texas.....	1989.....	8	2
Schottenheimer, Marty	LB	54	Pittsburgh.....	1969-70.....	23	5
Schroeder, Bill	WR	18	Wisconsin-La Crosse.....	1995.....	0	0
Schubert, Eric	K	1	Pittsburgh.....	1987.....	2	1
Schubert, Steve	WR	87	Massachusetts.....	1974.....	8	2
Schwedes, Gerhardt	RB	31	Syracuse.....	1960-61.....	7	NA
Scott, Chad	CB	30	Maryland.....	2005-07.....	17	9
Scott, Clarence	DB	26	Morgan State.....	1969-72.....	43	24



PATRIOTS ALL-TIME ROSTER

Name	Pos.	#	College	Years	GP	GS
Scott, Guss	S	29/39	Florida.....	2004-06.....	6	2
Scott, Walter	DL	94	East Carolina.....	1996.....	1	0
Scott, Willie	TE	88	South Carolina.....	1986-88.....	25	2
Sealy, Randy	LB	53/59	Missouri.....	1987.....	2	1
Seau, Junior	LB	55	Southern Cal.....	2006-09.....	38	16
Secules, Scott	QB	10	Virginia.....	1993.....	12	4
Sellers, Ron	WR	34	Florida State.....	1969-71.....	35	30
Servanga, Kato	CB	31	California.....	1998-2000.....	31	3
Seymour, Richard	DE	93	Georgia.....	2001-08.....	111	105
Shaw, Harold	FB	44	Southern Mississippi.....	1998-2000.....	35	0
Shaw, Sedrick	RB	23	Iowa.....	1997-98.....	14	1
Shaw, Terrance	CB	22	Stephen F. Austin.....	2001.....	13	3
Shegog, Ron	SS	42	Austin Peay.....	1987.....	3	3
Sherman, Tom	QB-DB	14	Penn State.....	1968-69.....	18	7
Shiner, Dick	QB	11	Maryland.....	1973-74.....	4	0
Shoate, Rod	LB	56	Oklahoma.....	1975-81.....	76	65
Shonta, Chuck	DB	34	Eastern Michigan.....	1960-67.....	14	14
Shorts, Peter	DE	90	Illinois State.....	1989.....	1	0
Sievers, Eric	TE	85	Maryland.....	1989-90.....	24	6
Silvestro, Alex	DE	69	Rutgers.....	2011.....	1	0
Simerson, John	OT	75	Purdue.....	1961.....	10	NA
Simmons, Kendall	G	71	Auburn.....	2009.....	1	0
Simmons, Tony	WR	81	Wisconsin.....	1998-2000.....	38	9
Sims, Kenneth	DE	77	Texas.....	1982-89.....	74	64
Singer, Karl	OT	68	Purdue.....	1966-68.....	39	0
Singleton, Chris	LB	55	Arizona.....	1990-93.....	33	22
Sisson, Scott	K	9	Georgia Tech.....	1993.....	13	0
Skene, Doug	G	74	Michigan.....	1994.....	6	6
Slade, Chris	LB	53	Virginia.....	1993-2000.....	127	108
Slater, Matthew	WR	18	UCLA.....	2008-11.....	59	3
Small, Torrance	WR	84	Alcorn State.....	2001.....	3	0
Smerlas, Fred	NT	76	Boston College.....	1991-92.....	32	1
Smith, Antowain	RB	32	Houston.....	2001-03.....	45	36
Smith, Donnell	DE	65	Southern.....	1973-74.....	21	0
Smith, Hal	DT	70	UCLA.....	1960.....	10	NA
Smith, John	K	1	Southampton (England).....	1974-83.....	116	0
Smith, Jonathan	WR	81	Georgia Tech.....	2006.....	2	0
Smith, Kenny	DL	95	Alabama.....	2008.....	0	0
Smith, Le Kevin	DL	90	Nebraska.....	2006-08.....	31	0
Smith, Otis	CB	45	Missouri.....	1996, 2000-02.....	56	48
Smith, Ricky	DB	27	Alabama State.....	1982-84.....	26	0
Smith, Rod	DB	22	Notre Dame.....	1992-94.....	48	17
Smith, Sean	DE	97	Georgia Tech.....	1990-91.....	17	1
Snyder, Al	WR	38	Holy Cross.....	1964.....	2	NA
Solder, Nate	T	77	Colorado.....	2011.....	16	13
Solitis, Bob	DB	42	Minnesota.....	1960-61.....	3	NA
Songin, Ed "Butch"	QB	11	Boston College.....	1960-61.....	28	NA
Spach, Stephen	TE	82	Fresno State.....	2007-08.....	5	0
Spann, Antwain	CB	31	Louisiana-Lafayette.....	2006-08.....	19	0
Spears, Ron	DE	78	San Diego State.....	1982-83.....	8	1
Spikes, Brandon	LB	55	Florida.....	2010-11.....	20	14
Spires, Greg	DE	94	Florida State.....	1998-2000.....	42	3
Springs, Shawn	S	29	Ohio State.....	2009.....	12	8
St. Jean, Lennie	OG	60	N. Michigan.....	1964-73.....	140	96*
Stallworth, Donte	WR	18	Tennessee.....	2007.....	16	9
Stanback, Isaiah	WR/QB	15	Washington.....	2009.....	6	2
Stanley, Sylvester	NT	63	Michigan.....	1994.....	7	0
Stanley, Walter	WR	81	Colorado.....	1992.....	13	0
Starks, Duane	CB	23	Miami (Fla.).....	2005.....	7	6
Starring, Stephen	WR	81	McNeese.....	1983-87.....	72	33
Staurovsky, Jason	K	4	Tulsa.....	1988-91.....	42	0
Steinfort, Fred	K	5	Boston College.....	1983.....	9	0
Stenger, Brian	LB	59	Notre Dame.....	1973.....	10	2
Stephens, Calvin	G	68	South Carolina.....	1992.....	14	1
Stephens, John	RB	44	NW Louisiana State.....	1988-92.....	76	59
Stephens, Tom	DB-TE	45	Syracuse.....	1960-64.....	49	NA
Stevens, Matt	S	26	Appalachian State.....	2000-01.....	16	4
Stingley, Darryl	WR	84	Purdue.....	1973-77.....	60	53
Stokes, Barry	OL	75	Eastern Michigan.....	2008.....	0	0
Stokes, Eric	C-G	78	Northeastern.....	1987.....	1	1
Stokes, J.J.	WR	85	UCLA.....	2003.....	2	0
Stolberg, Eric	WR	19	Indiana.....	1971.....	0	0
Stone, Michael	S	24	Memphis.....	2005.....	13	3
Striegall, Bill	LB	72	College of Pacific.....	1960.....	5	NA
Stuckey, Shawn	LB	93	Troy State.....	1998.....	6	0
Studstill, Pat	P	2	Houston.....	1972.....	14	0
Sturt, Fred	G	63	Bowling Green.....	1976-78.....	29	0
Suci, Bob	DB	21	Michigan State.....	1963.....	14	NA
Sullivan, Chris	DE	74	Boston College.....	1996-99, 2001.....	63	20
Swanson, Terry	P	36	Massachusetts.....	1967-68.....	24	0
Sweet, Joe	WR	81	Tennessee State.....	1974.....	4	0
Sykes, Alfred	WR	13	Florida A&M.....	1971.....	4	1

PATRIOTS ALL-TIME ROSTER

- T -

Name	Pos.	#	College	Years	GP	GS
Taliaferro, Mike	QB	17	Illinois	1968-71	32	25
Tanner, John	LB-DE	53	Tennessee Tech	1973-74	27	2
Tardits, Richard	LB	53	Georgia	1990-92	27	1
Tarpinian, Jeff	LB	48	Iowa	2011	7	1
Tarver, John	RB	36	Colorado	1972-74	31	15
Tate, Brandon	WR	19	North Carolina	2009-10	18	11
Tatupu, Mosi	RB	30	Southern Cal	1978-90	194	22
Taylor, Chris	RB	35	Indiana	2009	0	0
Taylor, Fred	RB	21	Florida	2009-10	13	1
Taylor, Gene	WR	82	Fresno State	1991	1	0
Taylor, Greg	RB	45	Virginia	1982	1	0
Taylor, Kitrick	WR	49	Washington State	1989	4	0
Testaverde, Vinny	QB	14	Miami (Fla.)	2006	3	0
Tharpe, Larry	OT	77	Tennessee State	1996	0	0
Thomas, Adalius	LB	96	Southern Mississippi	2007-09	39	35
Thomas, Ben	DE	99	Auburn	1985	15	0
Thomas, Blair	RB	32	Penn State	1994	3	0
Thomas, David	TE	86	Texas	2006-08	32	13
Thomas, Donald	OL	64	Connecticut	2011	10	1
Thomas, Donnie	LB	51	Indiana	1976	3	1
Thomas, Gene	RB	22	Florida A&M	1968	9	4
Thomas, Henry	DT	95	Louisiana State	1997-2000	64	52
Thomas, Santonio	DL	92	Miami (Fla.)	2007	4	0
Thompson, Leroy	RB	36	Penn State	1994	16	1
Thompson, Reyna	CB	21	Baylor	1993	15	6
Timpson, Michael	WR	83	Penn State	1989-94	70	25
Tippett, Andre	LB	56	Iowa	1982-88, 90-93	151	139
Tipton, Dave	NT	60	Western Illinois	1975-76	12	0
Toler, Ken	WR	82	Mississippi	1981-82	25	0
Toner, Ed	DT	75	Massachusetts	1967-70	26	0
Towns, Bobby	DB	34	Georgia	1961	2	NA
Traylor, Keith	NT	98	Central State (Okla.)	2004	16	10
Trull, Don	QB	19	Baylor	1967	7	3
Tucker, Erroll	DB	21	Utah	1989	5	0
Tucker, Ross	OL	69	Princeton	2005	1	0
Tuitele, Maugauala	LB	47/59	Colorado State	2000-02	5	0
Tupa, Tom	P	19	Ohio State	1996-98	48	0
Turner, Bake	WR	40	Texas Tech	1970	14	13
Turner, Bill	DE	74	Boston College	1987	2	0
Turner, Kevin	RB	34	Alabama	1992-94	48	19
Turner, T.J.	LB	99	Michigan State	2001	2	0
Twombly, Darren	C	64	Boston College	1987	1	1

- U -

Underwood, Tiquan	WR	10	Rutgers	2011	6	0
-------------------	----	----	---------	------	---	---

- V -

van Eeghen, Mark	RB	34	Colgate	1982-83	24	16
Vataha, Randy	WR	18	Stanford	1971-76	82	44
Vaughn, Jon	RB	24	Michigan	1991-92	32	7
Ventrone, Ray	DB	41	Villanova	2007-08	17	0
Ventrone, Ross	DB	35	Rutgers	2011	8	0
Vereen, Shane	RB	34	California	2011	5	0
Veris, Garin	DE	60/90	Stanford	1985-88, 90-91	78	46
Viaene, David	OT	70	Minnesota-Duluth	1989-90	20	8
Villa, Danny	OT	75	Arizona State	1987-91, 97	75	62
Vinatieri, Adam	K	4	South Dakota State	1996-2005	160	0
Virkus, Scott	DE	70	San Francisco CC	1984	5	0
Vollmer, Sebastian	OL	76	Houston	2009-11	36	29
Vrabel, Mike	LB	50	Ohio State	2001-08	125	110

- W -

Wagner, Bryan	P	9	Cal State-Northridge	1991, 95	8	0
Walker, Bruce	NT/DT	91	UCLA	1994-95	11	4
Walker, Mike	K	12	None	1972	8	0
Walter, Ken	P	13/15	Kent State	2001-03, 06	46	0
Ward, David	LB	94	Southern Arkansas	1989	16	0
Ward, Dedic	WR	17	Northern Iowa	2003	4	0
Warren, Gerard	DL	92	Florida	2010-11	28	10
Warren, Lamont	RB	27	Colorado	1999	16	2
Warren, Ty	DL	94	Texas A&M	2003-10	105	82
Washington, Clyde	DB	31	Purdue	1960-61	27	NA
Washington, John	DT	76	Oklahoma State	1993	16	13
Washington, Kelley	WR	15	Tennessee	2007-08	24	0
Washington, Mark	CB	46	Morgan State	1979	12	0
Washington, Mickey	CB	21	Texas A&M	1990-91	25	4
Washington, Ted	NT	92	Louisville	2003	10	10
Waters, Brian	G	54	North Texas	2011	16	16
Watson, Benjamin	TE	84	Georgia	2004-09	71	47
Watson, Dave	G	67	Georgia Tech	1963-64	28	NA
Weathers, Robert	RB	24	Arizona State	1982-86	44	6
Weathers, Clarence	WR	82	Delaware State	1983-84	25	0
Weaver, Jed	TE	85	Oregon	2004	10	1



PATRIOTS ALL-TIME ROSTER

Name	Pos.	#	College	Years	GP	GS
Webb, Don	DB	42	Iowa State.....	1961-71.....	134	60*
Webster, George	LB	90	Michigan State.....	1974-76.....	37	25
Webster, Jason	CB	23	Texas A&M.....	2008.....	3	0
Weisacosky, Ed	LB	66	Miami (Fla.).....	1971-72.....	28	23
Weishuhn, Clayton	LB	53	Angelo State.....	1982-84,86.....	30	26
Welch, Claxton	RB	43	Oregon.....	1973.....	2	1
Welch, Thomas	OL	66	Vanderbilt.....	2011.....	3	1
Welker, Wes	WR	83	Texas Tech.....	2007-11.....	77	66
Wells, Billy	RB	41	Michigan State.....	1960.....	12	NA
Wendell, Ryan	C	69	Fresno State.....	2009-11.....	31	5
West, Mel	RB	24	Missouri.....	1961.....	4	NA
Westbrook, Don	WR	83	Nebraska.....	1977-81.....	71	1
Weston, Kade	DE	66	Georgia.....	2010.....	0	0
Whalen, Jim	TE	82	Boston College.....	1965-69.....	70	27*
Wheatley, Terrence	CB	22	Colorado.....	2008-10.....	11	1
Wheeler, Dwight	OT	62	Tennessee State.....	1978-83.....	72	39
Wheeler, Mark	DT	97	Texas A&M.....	1996-98.....	40	31
Whigham, Larry	S	25	NE Louisiana.....	1984-2000.....	106	4
White, Adrian	S	38	Florida.....	1993.....	5	4
White, David	LB	51	Nebraska.....	1993.....	6	0
White, Harvey	QB	10	Clemson.....	1960.....	9	NA
White, Jeff	K-P	2	Texas El Paso.....	1973.....	11	0
White, Jim	DE	87	Colorado State.....	1972.....	13	6
White, Reggie	DT/NT	90	North Carolina A&T.....	1995.....	16	9
White, Tracy	LB	58	Howard.....	2010.....	31	1
Whittingham, Fred	LB	53	Cal Poly.....	1970.....	13	0
Whitten, Todd	QB	15	Stephen F. Austin.....	1987.....	1	0
Wichard, Murray	DE	90	Frostburg State.....	1987.....	3	0
Wiggins, Jermaine	TE	85	Georgia.....	2000-01.....	20	8
Wilburn, Steve	DE	99	Illinois State.....	1987.....	3	3
Wilfork, Vince	DT	75	Miami (Fla.).....	2004-10.....	122	122
Wilhite, Jonathan	CB	24	Auburn.....	2008-10.....	39	13
William, J.R.	LB-C	56	Louisiana Tech.....	1968-70.....	38	2
Williams, Brent	DE	95	Toledo.....	1986-93.....	121	102
Williams, Brian	TE	49	Southern.....	1982.....	1	0
Williams, Brooks	TE	80	North Carolina.....	1983.....	13	1
Williams, Derwin	WR	82	New Mexico.....	1985-87.....	42	1
Williams, Ed	LB	54	Texas.....	1984-87,90.....	62	10
Williams, Gemara	CB	42	Buffalo.....	2006.....	0	0
Williams, Grant	T	76	Louisiana Tech.....	2000-01.....	29	12
Williams, Jon	RB	44	Penn State.....	1984.....	9	0
Williams, Larry	G	75	Notre Dame.....	1992.....	13	9
Williams, Lester	NT	72	Miami (Fla.).....	1982-85.....	40	13
Williams, Malcolm	DB	41	Texas Christian.....	2011.....	2	0
Williams, Perry	CB	38	Clemson.....	1987.....	3	0
Williams, Tank	S	26	Stanford.....	2008.....	0	0
Williams, Toby	DE	90	Nebraska.....	1983-88.....	80	56
Wilson, Curtis	OC	75	Missouri.....	1989.....	0	0
Wilson, Darrell	DB	47	Connecticut.....	1981.....	1	0
Wilson, Darryal	WR	48	Tennessee.....	1983.....	9	0
Wilson, David	DB	26	California.....	1992.....	1	0
Wilson, Ed	QB	12	Arizona.....	1965.....	14	NA
Wilson, Eugene	DB	26	Illinois.....	2003-07.....	62	55
Wilson, Jerrel	P	4	Southern Mississippi.....	1978.....	14	0
Wilson, Joe	RB	23	Holy Cross.....	1974.....	12	0
Wilson, Marc	QB	15	Brigham Young.....	1989-90.....	30	10
Windsor, Bob	TE	86	Kentucky.....	1972-75.....	48	44
Wirgowski, Dennis	DE	70	Purdue.....	1970-72.....	37	36
Witt, Mel	DT	70	Arlington State.....	1967-70.....	35	14
Wohlabaugh, Dave	C	64	Syracuse.....	1995-98.....	57	57
Wonsley, George	RB	53	Mississippi State.....	1989.....	5	0
Woodhead, Danny	RB	39	Chadron State.....	2010-11.....	29	7
Woods, Carl	RB	34	Vanderbilt.....	1987.....	2	0
Woods, Pierre	LB	58	Michigan.....	2006-10.....	54	8
Woody, Damien	C	65	Boston College.....	1999-2003.....	78	76
Wooten, Ron	OG	61	North Carolina.....	1982-88.....	98	96
Wren, Darryl	CB	27	Pittsburg (Kan.) State.....	1993-94.....	33	5
Wright, Elmo	WR	17	Houston.....	1975.....	8	4
Wright, Mike	DL	99	Cincinnati.....	2005-11.....	81	22
Wyman, Devin	DT	72	Kentucky State.....	1996-98.....	15	4

- Y -

Yancy, Carlos	CB	40	Georgia.....	1995.....	4	0
Yates, Billy	G	74	Texas A&M.....	2005-08.....	22	11
Yates, Bob	OT-G-C	50	Syracuse.....	1960-65.....	67	NA
Yewcic, Tom	P-QB	14	Michigan State.....	1961-66.....	77	NA

- Z -

Zabel, Steve	LB	54	Oklahoma.....	1975-78.....	50	48
Zackery, Tony	FS	25	Washington.....	1990-91.....	19	0
Zamberlin, John	LB	54	Pacific Lutheran.....	1979-82.....	56	15
Zendejas, Joaquin	K	2	LaVerne (Calif.).....	1983.....	2	0
Zereoue, Amos	RB	31	West Virginia.....	2005.....	3	0
Zolak, Scott	QB	16	Maryland.....	1992-98.....	53	7



PATRIOTS ALL-TIME DRAFT

2011				
Rd	Player	Pk	Pos	College
1a	Nate Solder	17	OL	Colorado
1b	(Traded to New Orleans)	28		
2a	Ras-I Dowling	33	DB	Virginia
2b	Shane Vereen	56	RB	California
2c	(Traded to Houston)	60		
3a	Stevan Ridley	73	RB	Louisiana State
3b	Ryan Mallett	74	QB	Arkansas
3c	(Traded to Oakland)	92		
4	(Traded to Oakland)	125		
5a	Marcus Cannon	138	OL	Texas Christian
5b	Lee Smith	159	TE	Marshall
6a	(Traded to Philadelphia)	193		
6b	Markell Carter	194	LB	Central Arkansas
7	Malcolm Williams	219	DB	Texas Christian

2011 Draft Notes

For more details on all trades involving draft picks, please see trades list on following pages.

- 1b Pick traded to New Orleans for 2012 first-round pick and a 2011 second-round pick (56th overall).
- 2c Pick traded to Houston for 2011 third-round choice (73rd overall) and 2011 fifth-round pick (138th overall).
- 3c Pick traded to Oakland for 2012 second-round choice and 2011 seventh-round pick (219th overall).
- 4 Pick traded to Oakland in previously mentioned trade.
- 6a Pick traded to Philadelphia for sixth-round choice (194th overall).

2010				
Rd	Player	Pk	Pos	College
1a	(Traded to Denver)	22		
1b	(Traded to Dallas)	24		
1c	Devin McCourty	27	CB	Rutgers
2a	Rob Gronkowski	42	TE	Arizona
2b	(Traded to Oakland)	44		
2c	(Traded to Arizona)	47		
2d	Jermaine Cunningham	53	LB	Florida
2e	(Traded to Houston)	58		
2f	Brandon Spikes	62	LB	Florida
3a	(Traded to Carolina)	89		
3b	Taylor Price	90	WR	Ohio University
4a	Aaron Hernandez	113	TE	Florida
4b	(Traded to Dallas)	119		
5	Zoltan Mesko	150	P	Michigan
6a	(Traded to Oakland)	190		
6b	Ted Larsen	205	OL	N.C. State
7a	Thomas Welch	208	OL	Vanderbilt
7b	(Traded to Washington)	229		
7c	(Traded to Washington)	231		
7d	Brandon Deaderick	247	DL	Alabama
7e	Kade Weston	248	DL	Georgia
7f	Zac Robinson	250	QB	Oklahoma St.

2010 Draft Notes

For more details on all trades involving draft picks, please see trades list on following pages.

- 6b, 7d, 7e, 7f were awarded as compensatory draft choices.
- 1a Pick traded to Denver in exchange for a 2010 first-round pick (24 overall) and a 2010 fourth-round pick (113 overall).
- 1b Pick acquired from Denver in previously mentioned trade.
- 1c Pick acquired from Dallas with their 2010 third-round (90 overall) pick in exchange for a 2010 first-round pick (24) and a 2010 fourth-round pick (119 overall).
- 2a Pick acquired from Oakland in exchange for the Patriots' 2010 second-round pick (44 overall) and their 2010 sixth-round pick (190 overall).
- 2b Pick traded to Oakland in previously mentioned trade. Pick was originally acquired from Jacksonville in a 2009 draft day trade.
- 2c Pick traded to Arizona in exchange for a 2010 second-round pick (58 overall) and a 2010 third-round pick (89 overall). Pick was originally acquired from Tennessee in a 2009 draft day trade.
- 2e Pick traded to Houston in exchange for a 2010 second-round pick (62 overall) and a fifth-round pick (150 overall). Pick was originally acquired from Arizona in previously mentioned trade.
- 2f Pick acquired from Houston in previously mentioned trade.
- 3a Pick traded to Carolina in exchange for a 2011 second-round pick. Pick was originally acquired from Arizona in previously mentioned trade.
- 3b Pick acquired from Dallas in previously mentioned trade.
- 4a Pick acquired from Denver in previously mentioned trade.
- 5 Pick acquired from Houston in previously mentioned trade.
- 6a Pick traded to Oakland in previously mentioned trade.
- 7a Pick acquired from Washington in exchange for two 2010 seventh-round picks (229 and 231 overall).
- 7b Pick traded to Washington in previously mentioned trade.
- 7c Pick traded to Washington in previously mentioned trade. Pick was originally acquired in 2009 draft day trade from Philadelphia.

2009				
Rd	Player	Pk	Pos	College
1	(Traded to Baltimore)	23		
2a	Patrick Chung	34	S	Oregon
2b	Ron Brace	40	DL	Boston College
2c	Darius Butler	41	DB	Connecticut
2d	Sebastian Vollmer	58	OL	Houston
3a	Brandon Tate	83	WR	North Carolina
3b	Tyrone McKenzie	97	LB	South Florida
4	Rich Ohrnberger	123	OL	Penn State
5a	(Traded to Philadelphia for WR Greg Lewis)			
5b	George Bussey	170	OL	Louisville
6a	Jake Ingram	198	LS	Hawaii
6b	Myron Pryor	207	DL	Kentucky
7a	Julian Edelman	232	WR	Kent State
7b	Darryl Richard	234	DL	Georgia Tech

2009 Draft Notes

For more details on all trades involving draft picks, please see trades list on following pages.

- 3b, 5 and 6b were awarded as compensatory draft choices.
- 1 Pick traded to Baltimore for a 2009 first-round pick (26 overall) and a 2009 fifth-round pick (162 overall). The Patriots used subsequent trades to turn those picks into selections 2c, 3a and 7a in addition to a 2010 second-round choice.
- 2a Pick acquired from Kansas City in exchange for QB Matt Cassel and LB Mike Vrabel.
- 2b Pick acquired from Oakland in exchange for a 2009 second-round pick (47 overall), a 2009 fourth-round pick (124 overall) and a 2009 sixth-round pick (199 overall).
- 2c Pick acquired from Green Bay along with two 2009 third-round picks (73 overall and 83 overall) in exchange for a 2009 first-round pick (26 overall) and a 2009 fifth-round pick (162 overall).
- 3a Pick acquired from Green Bay along with a 2009 second-round pick (41 overall) and a 2009 third-round pick (73 overall) in exchange for a 2009 first-round pick (26 overall) and a 2009 fifth-round pick (162 overall).
- 4 Pick acquired from Baltimore along with a 2009 sixth-round selection (198 overall) in exchange for two 2009 third-round selections (137 overall and 141 overall) that had been acquired from Philadelphia in exchange for CB Ellis Hobbs.
- 6a Pick acquired from Baltimore along with a 2009 fourth-round selection (123 overall) in exchange for two 2009 fifth-round selections (137 overall and 141 overall) that had been acquired from Philadelphia in exchange for CB Ellis Hobbs.
- 7a Pick acquired from Jacksonville along with a 2010 second-round pick in exchange for a 2009 third-round pick (73 overall).

2008

Rd	Player	Pk	Pos	College
1	Jerod Mayo	10	LB	Tennessee
2	Terrence Wheatley	62	CB	Colorado
3a	Shawn Crable	78	LB	Michigan
3b	Kevin O'Connell	94	QB	San Diego State
4	Jonathan Wilhite	129	CB	Auburn
5	Matthew Slater	153	WR	UCLA
6	Bo Ruud	197	LB	Nebraska

2008 Draft Notes

For more details on all trades involving draft picks, please see trades list on following pages.

- 1 Pick acquired from New Orleans along with a 2008 third-round selection (78 overall - LB Shawn Crable) in exchange for a 2008 first-round selection (7 overall) and a 2008 fifth-round selection (164 overall).
- 3a Pick acquired from New Orleans along with a 2008 first-round selection (10 overall - LB Jerod Mayo) in exchange for a 2008 first-round selection (7 overall) and a 2008 fifth-round selection (164 overall).
- 5 Pick acquired from Tampa Bay in exchange for a 2008 fifth-round selection (160 overall) and a 2008 seventh-round selection (238 overall).

2007

Rd	Player	Pk	Pos	College
1	Brandon Meriweather	24	DB	Miami (Fla.)
2	(To Miami as part of trade for WR Wes Welker)			
4a	(To Oakland in exchange for WR Randy Moss)			
4b	Kareem Brown	127	DL	Miami (Fla.)
5	Clint Oldenburg	171	T	Colorado State
6a	Justin Rogers	180	LB	Southern Methodist
6b	Mike Richardson	202	CB	Notre Dame
6c	Justise Hairston	208	RB	Central Connecticut
6d	Corey Hilliard	209	T	Oklahoma State
7a	Oscar Lua	211	LB	Southern Cal
7b	(To Miami as part of trade for WR Wes Welker)			
7c	Mike Elgin	247	G/C	Iowa

2007 Draft Notes

For more details on all trades involving draft picks, please see trades list on following pages.



PATRIOTS ALL-TIME DRAFT

2007 (Cont.)

5, 6c, 6d and 7c were awarded as compensatory draft choices.

- 1 Pick acquired from Seattle in exchange for WR Deion Branch.
- 4a Pick acquired from San Francisco along with a 2008 first-round selection in exchange for a 2007 first-round selection (28 overall).
- 6a Pick acquired from Arizona in exchange for T Brandon Gorin.
- 7a Pick Acquired from Oakland along with a 2008 third-round selection in exchange for a 2007 third-round selection (91 overall).

2006

Rd	Player	Pk	Pos	College
1	Laurence Maroney	21	RB	Minnesota
2	Chad Jackson	36	WR	Florida
3	David Thomas	86	TE	Texas
4a	Garrett Mills	106	FB	Tulsa
4b	Stephen Gostkowski	118	K	Memphis
5	Ryan O'Callaghan	136	T	California
6a	Jeremy Mincey	191	LB	Florida
6b	Dan Stevenson	205	G	Notre Dame
6c	Le Kevin Smith	206	DL	Nebraska
7	Willie Andrews	229	DB	Baylor

2006 Draft Notes

6b and 6c were awarded as compensatory draft choices.

- 2 Pick acquired from Green Bay in exchange for a 2006 second-round pick (52 overall) and a 2006 third-round pick (75 overall)
- 4a Pick acquired from Detroit in exchange for a 2005 fifth-round pick (145 overall) and a 2005 sixth-round pick (206 overall).
- 5 Pick acquired from Oakland along with a 2005 seventh-round pick (230 overall) in exchange for a 2005 sixth-round pick (175 overall).

2005

Rd	Player	Pk	Pos	College
1	Logan Mankins	32	OL	Fresno State
3a	Ellis Hobbs	84	CB	Iowa State
3b	(To Arizona as part of trade for CB Duane Starks)			
3c	Nick Kaczur	100	T	Toledo
4	James Sanders	133	S	Fresno State
5a	(To Arizona as part of trade for CB Duane Starks)			
5b	Ryan Claridge	170	LB	Nevada-Las Vegas
7a	Matt Cassel	230	QB	Southern Cal
7b	Andy Stokes	255	TE	William Penn

2005 Draft Notes

3c, 5b and 7b were awarded as compensatory draft choices.

- 3a Pick acquired from Baltimore along with a 2005 sixth-round choice (195 overall) and a 2006 third-round choice in exchange for a 2005 second-round choice (64 overall).
- 7a Pick acquired from Oakland along with a 2006 fifth-round choice (136 overall) in exchange for a 2005 sixth-round choice (175 overall)

2004

Rd	Player	Pk	Pos	College
1a	Vince Wilfork	21	DT	Miami (Fla.)
1b	Benjamin Watson	32	TE	Georgia
2a	(To Cincinnati in exchange for RB Corey Dillon)			
2b	Marquise Hill	63	DE	Louisiana State
3	Guss Scott	95	S	Florida
4a	Dexter Reid	113	S	North Carolina
4b	Cedric Cobbs	128	RB	Arkansas
5	P.K. Sam	164	WR	Florida State
6	(To Pittsburgh in compensation for RFA Rodney Bailey)			
7	Christian Morton	233	CB	Illinois

2004 Draft Notes

- 1a Pick acquired from Baltimore along with a 2003 second-round pick (41 overall) in exchange for a 2003 first-round selection (19 overall).
- 4a Pick acquired from New Orleans along with a 2003 third-round pick (78 overall) and a 2003 seventh-round choice (239th overall) in exchange for S Tebucky Jones.

2003

Rd	Player	Pk	Pos	College
1	Ty Warren	13	DT	Texas A&M
2a	Eugene Wilson	36	CB	Illinois
2b	Belhel Johnson	45	WR	Texas A&M
4a	Dan Klecko	117	DT	Temple
4b	Asante Samuel	120	CB	Central Florida
5	Dan Koppen	164	C	Boston College
6	Kliff Kingsbury	201	QB	Texas Tech
7a	Spencer Nead	234	TE	BYU
7b	Tully Banta-Cain	239	LB	California
7c	Ethan Kelley	243	DT	Baylor

2003 Draft Notes

- 1 Pick acquired from Chicago for the Patriots 2003 first-round pick (14 overall) and a 2003 sixth-round pick (193 overall).
- 2a Pick acquired from the Houston Texans along with a 2003 fourth-round pick (117 overall) for a 2003 second-round pick (41 overall) and a 2003 third-round pick (75 overall).
- 2b Pick acquired from the Carolina Panthers for a 2003 second-round pick

2003 (Cont.)

(50 overall) and a 2003 fourth-round pick (120 overall).

- 4a Pick acquired from the Houston Texans along with a 2003 second-round pick (36 overall) for a 2003 second-round pick (41 overall) and a 2003 third-round pick (75 overall).
- 4b Pick acquired from Denver for a 2003 fourth-round pick (128 overall) and a 2003 fifth-round pick (157 overall).
- 5 Pick acquired from the Tennessee Titans along with a 2003 sixth-round pick (201 overall) and a 2003 seventh-round pick (243 overall) for a 2003 fifth-round pick (154 overall) and a 2003 seventh-round pick (225 overall).
- 6 Pick acquired from the Tennessee Titans along with a 2003 fifth-round pick (164 overall) and a 2003 seventh-round pick (243 overall) for the a 2003 fifth-round pick (154 overall) and a 2003 seventh-round pick (225 overall).
- 7b Pick acquired from New Orleans along with a 2003 third-round pick (78 overall) and a 2004 fourth-round pick for Tebucky Jones.
- 7c Pick acquired from the Tennessee Titans with a 2003 fifth-round pick (164 overall) and a 2003 sixth-round pick (201 overall) for the Patriots 2003 fifth-round pick (154 overall) and a 2003 seventh-round pick (225 overall).

2002

Rd	Player	Pk	Pos	College
1	Daniel Graham	21	TE	Colorado
2	Deion Branch	65	WR	Louisville
4a	Rohan Davey	117	QB	LSU
4b	Jarvis Green	126	DE	LSU

7a	Antwoine Womack	237	RB	Virginia
7b	David Givens	253	WR	Notre Dame

2002 Draft Notes

- 1 Pick acquired from Washington for the Patriots first-round pick (32nd overall), third-round pick (96th) and seventh-round pick (234th) of the 2002 draft.
- 4a Pick obtained from the Denver Broncos in exchange for the Patriots 2002 fourth-round pick (131st overall) and fifth-round (144th).
- 4b Pick acquired from Green Bay for WR Terry Glenn.
- 7a Pick obtained from the Dallas Cowboys, along with 2003 fifth-round choice, in exchange for the Patriots 2002 fifth-round pick (168th overall).

2001

Rd	Player	Pk	Pos	College
1	Richard Seymour	6	DT	Georgia
2	Matt Light	48	OL	Purdue
3	Brock Williams	86	CB	Notre Dame
4a	Kenyatta Jones	96	OL	South Florida
4b	Jabari Holloway	119	TE	Notre Dame
5	Hakim Akbar	163	S	Washington
6a	Arther Love	180	TE	South Carolina State
6b	Leonard Myers	200	CB	Miami (Fla.)
7a	Owen Pochman	216	K	Brigham Young
7b	T.J. Turner	239	LB	Michigan State

2001 Draft Notes

- 5, 6b and 7b denote compensatory picks obtained from the NFL.
- 2 Pick acquired from Detroit for a 2001 second-round (50 overall, from Pittsburgh) pick and a sixth-round (173 overall, from San Francisco) pick
- 3 Pick acquired from Minnesota (NE trades third round selection - 69 overall to Minnesota for their third-round pick - 86 overall and fourth round selection - 119 overall)
- 4a Pick acquired from San Diego (NE trades fourth round selection - 112 overall and fifth round selection - 139 overall to San Diego for their fourth-round pick - 96th overall)
- 4b Pick from Minnesota in previously mentioned trade
- 6a Pick acquired from Detroit (NE trades fifth round selection-149 overall to Detroit for their sixth-round pick-180 overall and their seventh-round pick-216 overall)
- 7a Pick from Detroit in previously mentioned trade

2000

Rd	Player	Pk	Pos	College
1	Pick to N.Y. Jets	16		
2	Adrian Klemm	46	T	Hawaii
3	J.R. Redmond	76	RB	Arizona State
4	Greg Robinson-Randall	127	T	Michigan State
5a	Dave Stachelski	141	TE	Boise State
5b	Jeff Mariotti	161	DT	Missouri
6a	Antwan Harris	187	CB	Virginia
6b	Tom Brady	199	QB	Michigan
6c	David Nugent	201	DT	Purdue
7a	Pick to San Francisco from Philadelphia			
7b	Casey Tisdale	226	LB	New Mexico
7c	Patrick Pass	239	RB	Georgia

2000 Draft Notes

- 1 Awarded to N.Y. Jets in compensation for Bill Belichick 4, 6b, 6c and 7c denote compensatory picks obtained from the NFL.
- 5b From the St. Louis Rams for DE Mike Jones



PATRIOTS ALL-TIME DRAFT

2000 (Cont.)

- 7a Pick acquired from Philadelphia for WR Dietrich Jells, then traded to San Francisco for a sixth-round pick in 2001.

1999 Supplemental Draft

Rd	Player	Pk	Pos	College
4	J'Juan Cherry	CB		Arizona State

1999

Rd	Player	Pk	Pos	College
1a	Damien Woody	17	C	Boston College
1b	Choice to Seattle	20		
1c	Andy Katzenmoyer	28	LB	Ohio State
2a	Kevin Faulk	46	RB	LSU
2b	Pick to Tennessee	52		
3a	Pick to Seattle	82		
3b	Tony George	91	DB	Florida
4a	Pick to Tennessee	117		
5	Derrick Fletcher	154	OL	Baylor
6a	Marcus Washington	180	DB	Colorado
6b	Pick to Seattle	191		
7a	Michael Bishop	227	QB	Kansas State
7b	Sean Morey	241	WR	Brown

1999 Draft Notes

- 1b Pick to Seattle - (NE trades picks-20th, 82nd and 191st overall for Seattle's 1999 first-round pick-17th overall)
 1c FROM N.Y. JETS IN COMPENSATION FOR BILL PARCELLS
 2b Pick to Tennessee - (NE trades picks-52nd and 117th overall for Tennessee's 1999 second-round pick-46th overall)
 3a Pick to Seattle in previously mentioned trade
 3b From Minnesota Vikings in a trade for CB Jimmy Hitchcock
 4a Pick to Tennessee in previously mentioned trade
 6a From Baltimore Ravens in a trade for TE Lovett Purnell
 6b Pick to Seattle in previously mentioned trade
 7b From the NFL as compensation for losing free agent FBs Keith Byars and Sam Gash

1998

Rd	Player	Pk	Pos	College
1a	Robert Edwards	18	RB	Georgia
1b	Tebucky Jones	22	DB	Syracuse
2a	Tony Simmons	52	WR	Wisconsin
2b	Rod Rutledge	54	TE	Alabama
3a	Chris Floyd	81	FB	Michigan
3b	Greg Spires	83	DE	Florida State
4	Leonta Rheams	115	DT	Houston
5	Ron Merckerson	145	LB	Colorado
6	Harold Shaw	176	RB	Southern Mississippi
7	Jason Andersen	211	OL	Brigham Young

1998 Draft Notes

- 1a From N.Y. Jets in compensation for Curtis Martin
 2a From N.Y. Jets in compensation for Bill Parcells
 3a From N.Y. Jets in compensation for Curtis Martin

1997

Rd	Player	Pk	Pos	College
1	Chris Canty	29	DB	Kansas State
2	Brandon Mitchell	59	DT	Texas A&M
3a	Sedrick Shaw	61	RB	Iowa
3b	Chris Carter	89	DB	Texas
4a	Damon Denson	97	OL	Michigan
4b	Ed Ellis	125	OL	Buffalo
5	Vernon Crawford	159	LB	Florida State
6	Tony Gaiter	192	WR	Miami (Fla.)
7	Scott Rehberg	230	OL	Central Michigan

1997 Draft Notes

- 3a From N.Y. Jets in compensation for Bill Parcells
 4a From N.Y. Jets in compensation for Bill Parcells

1996

Rd	Player	Pk	Pos	College
1	Terry Glenn	7	WR	Ohio State
2a	Lawyer Milloy	36	DB	Washington
2b	Pick to Oakland			
3a	Pick to Kansas City			
3b	Pick to Detroit			
3c	Tedy Bruschi	86	LB	Arizona
4a	Heath Irwin	101	G	Colorado
4b	Chris Sullivan	119	DE	Boston College
4c	Kantray Barber	124	FB	West Virginia
5a	John Elmore	139	G	Texas
5b	Christian Peter	149	DT	Nebraska
6a	Chris Griffin	173	TE	New Mexico
6b	Mario Grier	195	RB	Tenn.-Chattanooga
6c	Devin Wyman	206	DT	Kentucky State
7a	Lovett Purnell	216	TE	West Virginia
7b	J.R. Conrad	247	G	Oklahoma

1996 (Cont.)

1996 Draft Notes

- 2b Pick to Oakland - (NE trades pick-57th overall for Oakland's 1996 third round selection-76th overall, 1996 fourth-round selection-124th overall and fifth-round pick-149th overall)
 3a Pick to Kansas City - (NE trades pick for Kansas City's 1995 fourth-round pick, 112 overall--Dave Wohlabaugh)
 3b Pick to Detroit - (NE trades pick-76th overall to Detroit for their third round selection-86th overall, fourth-119th overall and sixth round-195th overall selections)
 3c From Detroit in previously mentioned trade
 4b From Detroit in previously mentioned trade
 4c From S.F. through Oakland
 5b From Oakland in previously mentioned trade
 6b From Detroit in previously mentioned trade
 6c Compensatory Pick
 7b Compensatory Pick

1995

Rd	Player	Pk	Pos	College
1	Ty Law	23	CB	Michigan
2	Ted Johnson	57	LB	Colorado
3a	Curtis Martin	74	RB	Pittsburgh
3b	Jimmy Hitchcock	88	CB	North Carolina
4a	David Wohlabaugh	112	C	Syracuse
4b	Pick to Pittsburgh			
5	Pick to Houston			
6	Dino Philyaw	195	RB	Oregon
7	Carlos Yancy	234	CB	Georgia

1995 Draft Notes

- 3a From Eagles in compensation for FB Kevin Turner
 4a From Kansas City for Patriots 1996 third-round pick
 4b Pick traded to Pittsburgh for RB Leroy Thompson
 5 Awarded to Houston in compensation for restricted free agent DE Tim Roberts
 7 From Cleveland in exchange for the 231st selection

1994

Rd	Player	Pk	Pos	College
1	Willie McGinest	4	LB	Southern Cal
2	Kevin Lee	35	WR	Alabama
3a	Pick to San Diego			
3b	Ervin Collier	78	NT	Florida A&M
3c	Joe Burch	90	C	Texas Southern
4a	Pick to Arizona			
4b	John Burke	121	TE	Virginia Tech
5a	Pick to San Diego			
5b	Pat O'Neill	135	P	Syracuse
6a	Steve Hawkins	166	WR	Western Michigan
6b	Max Lane	168	OT	Navy
7a	Jay Walker	198	QB	Howard
7b	Marty Moore	222	LB	Kentucky

1994 Draft Notes

- 3a Traded to San Diego along with a fifth-round pick (137th overall) for the Chargers' third-round choice (78th overall) and RB Marion Butts
 3b From San Diego in previously mentioned trade
 3c From Miami, along with a 1993 draft pick, Todd Rucchi, in exchange for RB Irving Fryar
 4a Traded to Arizona for its fourth-round pick from Miami, 121 overall, and its fifth-round pick from the LA Rams, 135 overall
 6b From Seattle in a trade for Jon Vaughn
 7b From Dallas in exchange for QB Hugh Millen

1993

Rd	Player	Pk	Pos	College
1	Drew Bledsoe	1	QB	Washington St.
2a	Chris Slade	31	LB	Virginia
2b	Todd Rucchi	51	OL	Penn State
3	Vincent Brisby	56	WR	NE Louisiana
4	Kevin Johnson	86	NT	Texas Southern
4b	Corwin Brown	110	DB	Michigan
5a	Scott Sisson	113	K	Georgia Tech
5b	Richard Griffith	138	TE	Arizona
6	Lawrence Hatch	142	DB	Florida
8	Troy Brown	198	WR/KR	Marshall

1993 Draft Notes

- 2b From Miami, along with a 1994 draft pick, in exchange for WR Irving Fryar
 2c As a result of the L.A. Raiders passing on their selection in the second round, the Patriots' first selection of the third round reverted to being the 27th pick in the second round
 4b From Green Bay in exchange for RB John Stephens. The Patriots then traded that pick, 15th in round and 99th overall, to San Diego in exchange for the Chargers' 1993 fourth round, 110th pick and a 1993 fifth round, 138th pick



PATRIOTS ALL-TIME DRAFT

1992				
Rd	Player	Pk	Pos	College
1	Eugene Chung	13	OL	Virginia Tech
2	Rod Smith	35	DB	Notre Dame
3a	Todd Collins	64	LB	Carson-Newman
3b	Kevin Turner	71	RB	Alabama
4a	Dion Lambert	90	CB	UCLA
4b	Darren Anderson	93	CB	Toledo
5	Dwayne Sabb	116	LB	New Hampshire
6	Tracy Boyd	165	OG	Elizabeth City St.
7a	Wayne Hawkins	176	WR	Southwest St.
7b	Jim Gray	194	DT	West Virginia
8a	Scott Lockwood	204	RB	Southern Cal.
8b	Sam Gash	205	RB	Penn State
9	David Dixon	232	DT	Arizona State
10a	Turner Baur	261	TE	Stanford
10b	Steve Gordon	277	OC	California
11	Mike Petko	288	LB	Nebraska
12	Freeman Baysinger	333	WR	Humboldt State

1992 Draft Notes

- From Dallas, along with a third-round pick in 1992, in exchange for Patriots' first round, 19th pick from Atlanta, second round, 37th pick and fourth round, 104th pick from Atlanta
- Acquired from Phoenix in exchange for Patriots' second round, 46th pick and fourth round, 100th pick in 1991
- Acquired from Dallas through Minnesota, along with first-round pick in 1992, in exchange for a first round, 19th pick from Atlanta, second round, 37th pick and fourth round, 104th pick from Atlanta in 1992
- Acquired from San Diego in a 1991 draft day trade in exchange for a fifth round, 127th pick from Pittsburgh in 1991
- Acquired from Tampa Bay in a trade for Jesse Solomon
- Acquired from Detroit, along with seventh-round pick in 1992, a 10th round pick in 1992 and a 12th round pick in 1992, in exchange for Patriots' sixth round, 145th pick from Phoenix, in 1992
- Acquired from Detroit in earlier listed trade
- Acquired from Cleveland in exchange for OG Fred Childress
- Acquired from Detroit in earlier listed trade
- Acquired from Detroit -- see sixth round details

1991				
Rd	Player	Pk	Pos	College
1a	Pat Harlow	11	T	Southern California
1b	Leonard Russell	14	RB	Arizona State
2	Jerome Henderson	41	CB	Clemson
3	Calvin Stephens	56	G	South Carolina
4	Scott Zolak	84	QB	Maryland
5a	Jon Vaughn	112	RB	Michigan
5b	Ben Coates	124	TE	Livingstone College
6	David Key	140	CB	Michigan
7	Blake Miller	168	C	Louisiana State
8	Harry Colon	196	SS	Missouri
9	O'Neill Glenn	224	G	Maryland
10	Randy Bethel	251	TE	Miami (Fla.)
11a	Vincent Moore	279	WR	Tennessee
11b	Paul Alsbury	303	P	SW Texas State
12	Timothy Edwards	307	DT	Delta State

1991 Draft Notes

- Patriots traded their first round selection, 1st pick, for Cowboys' first round selection, 11th pick, and Dallas' second round selection, 41st pick
- Pick from Dallas in exchange for Patriots' 1st round, 17th pick acquired from Houston, and Patriots' 1991 4th round, 110th pick, acquired from Buffalo in 1990
- Pick from Dallas in previously mentioned trade
- Pick from L.A. Raiders through Dallas, along with a fourth-round pick in 1992, in exchange for Patriots' 1991 4th round selection, 100th pick, acquired from Pittsburgh
- Pick from San Diego through the L.A. Raiders, along with a 4th round selection in 1992, in exchange for Patriots' 1991 5th round selection, 127th pick, acquired from Pittsburgh

1990				
Rd	Player	Pk	Pos	College
1a	Chris Singleton	8	LB	Arizona
1b	Ray Agnew	10	DE	North Carolina State
2	Pick to Seattle			
3a	Tom Hodson	59	QB	Louisiana State
3b	Greg McMurtry	80	WR	Michigan
5a	Junior Robinson	110	DB	East Carolina
5b	Jon Melander	113	OT	Minnesota
5c	James Gray	120	RB	Texas Tech
6	Pick to Dallas			
7	Pick to Buffalo			
8	Pick to Dallas			
9	Shawn Bouwens	226	OG	Nebraska - Wesleyan

2011 New England Patriots

1990 (Cont.)				
10	Anthony Landry	253	RB	Stephen F. Austin
11	Sean Smith	280	DE	Georgia Tech
12a	Ventson Donelson	309	DB	Michigan St.
12b	Blaine Rose	322	OG	Maryland

1990 Draft Notes

- Patriots traded their 1st round, third overall, and 2nd round, 29th overall pick for Seahawks' two 1st round selections, 8th and 10th picks and Seattle's third-round pick
- Pick from Seattle in previously mentioned trade
- Acquired from Dallas along with Cowboys' seventh-round pick, later traded to Buffalo and the Cowboys' 5th round, 120th pick, in exchange for Patriots' 3rd round selection, originally Seattle's, NE's 6th round, 143rd pick, and 8th round, 197th pick
- Pick from Washington, along with Redskins' 2nd pick in the 5th round, which was later traded to Denver, in exchange for Patriots' 4th round, 86th pick
- Pick from Dallas in previously mentioned trade
- Pick from Buffalo, along with a fourth-round pick in 1991, in exchange for Patriots' two seventh-round picks in 1990, one of which came from Dallas

1989				
Rd	Player	Pk	Pos	College
1	Hart Lee Dykes	16	WR	Oklahoma State
2	Eric Coleman	43	DB	Wyoming
3a	Marv Cook	63	TE	Iowa
3b	Chris Gannon	73	DE	S.W. Louisiana
4a	Maurice Hurst	96	DB	Southern
4b	Michael Timpson	100	WR	Penn State
5	Pick to Green Bay			
6	Pick to LA Raiders			
7a	Eric Lindstrom	178	LB	Boston College
7b	Pick to San Diego			
8a	Rodney Rice	210	DB	Brigham Young
8b	Tony Zackery	223	DB	Washington
9a	Darron Norris	240	RB	Texas
9b	Curtis Wilson	247	OC	Missouri
10	Emanuel McNeil	267	NT	Tenn.-Martin
11	Tom Hinz	294	FB	Harvard
12	Aaron Chubb	324	LB	Georgia

1989 Draft Notes

- Pick from Tampa Bay for Stephen Starring trade of 1988
- From Washington in exchange for the Patriots 5th-round pick of 1988
- 127th pick, sent to Green Bay through Cleveland as part of 1988 trade for Mike Baab
- Patriots traded their 6th round, 157th pick, for Raiders' sixth-round pick, 166, and NE gains Raiders' 8th round, 224th pick
- From Raiders as part of Brian Holloway trade of 1987
- Sent to San Diego for Thomas Benson trade of 1988
- From Raiders as part of draft-day trade exchanging sixth-round picks; originally San Francisco's pick
- From Minnesota for Patriots' 11th-round pick of 1988

1988				
Rd	Player	Pk	Pos	College
1	John Stephens	17	RB	Northwestern (La.) St.
2	Vincent Brown	43	LB	Miss. Valley St.
3	Tom Rehder	69	T	Notre Dame
4a	Tim Goad	87	NT	North Carolina
4b	Sammy Martin	97	WR/KR	LSU
4c	Teddy Garcia	100	K	Northwest Louisiana
5	Troy Wolkow	115	G	Minnesota
6	Steve Johnson	154	TE	Virginia Tech
7	Darryl Usher	181	WR/KR	Illinois
8	Pick to Chicago			
9	Neil Galbraith	240	CB	Central (Ok.) St.
10	Rodney Lossow	267	C	Wisconsin
11	Marvin Allen	294	RB	Tulane
11b	Pick to Minnesota			
12	Dave Nugent	321	NT	Boston College

1988 Draft Notes

- From Tampa Bay in exchange for NE's 1987 fifth-round pick
- From Minnesota in 1987 trade for QB Rick Gannon
- Patriots selection 236th to Chicago as part of QB Doug Flutie trade
- From L.A. Raiders as part of 1987 trade for OT Brian Holloway
- Patriots selection 296th traded to Minnesota in exchange for Vikings' ninth-round choice in 1989

1987				
Rd	Player	Pk	Pos	College
1	Bruce Armstrong	23	OT	Louisville
2	Pick to Tampa Bay			
3a	Bob Perryman	79	RB	Michigan
3b	Pick to LA Raiders			



www.patriots.com

PATRIOTS ALL-TIME DRAFT

1987 (Cont.)

4a	Rich Gannon	98	QB-RB	Delaware
4b	Derrick Beasley	102	DB	Winston-Salem
4c	Tim Jordan	107	LB	Wisconsin
5a	Danny Villa	113	OT	Arizona State
5b	Tom Gibson	116	DE	Northern Arizona
6	Gene Taylor	163	WR	Fresno State
7	Pick to Tampa Bay			
8	Pick to Kansas City			
9	Pick to Tampa Bay			
10	Pick to LA Raiders			
11	Carlos Reveiz	302	K	Tennessee
12	Elgin Davis	330	RB	Central Florida

1987 Draft Notes

- 2 Patriots' selection 51 overall traded to Tampa Bay as part of OT-OG Sean Farrell trade which also included 7th and 9th round picks in the 1987 draft
- 3b Patriots trade 81st overall selection and 10th round pick, 275 overall, to LA Raiders for Raiders' two fourth-round picks, 98 and 102 overall; 81st overall pick originally from Washington for WR Ricky Sanders trade
- 4a Pick from LA Raiders in previously mentioned trade
- 4b Pick from LA Raiders in previously mentioned trade
- 5a Pick from San Diego for DB Vencie Glenn trade
- 5b Pick from Tampa Bay for Patriots' sixth-round pick in 1986
- 7 Patriots' selection 191 overall traded to Tampa Bay as part of Sean Farrell trade
- 8 Patriots' selection 219 overall traded to KC for TE Willie Scott
- 9 Patriots' selection 247 overall traded to Tampa Bay as part of OT Sean Farrell trade
- 10 Patriots' selection, 275 overall, and third-round pick, 81 overall, traded to LA Raiders for two fourth-round picks, 98 and 102

1986

Rd	Player	Pk	Pos	College
1	Reggie Dupard	26	RB	Southern Methodist
2a	Mike Ruth	42	NT	Boston College
2b	Vencie Glenn	54	DB	Indiana State
3	Patriots' selection 81 overall forfeited			
4	Scott Gieselman	109	TE	Boston College
5	Greg Robinson	137	OL	Sacramento St.
6	Pick to Tampa Bay			
7a	Ray McDonald	187	WR	Florida
7b	Brent Williams	192	DE	Toledo
8	Greg Baty	220	TE	Stanford
9	George Colton	248	OG	Maryland
10	Cletis Jones	276	RB	Florida State
11	Gene Thomas	308	WR	U of Pacific
12	Don McAulay	332	K	Syracuse

1986 Draft Notes

- 2a Pick from Seattle as part of Bob Cryder trade of 1984
- 6 Patriots' selection 164 overall traded to Tampa Bay for Buccaneers' fifth-round pick in 1987
- 7a Pick from San Francisco as part of Matt Cavanaugh trade of 1988

1985

Rd	Player	Pk	Pos	College
1a	Pick to San Francisco			
1b	Trevor Matich	28	OC	BYU
2a	Garin Veris	48	DE	Stanford
2b	Jim Bowman	52	DB	Central Michigan
2c	Ben Thomas	56	DE	Auburn
3a	Pick to San Francisco			
3b	Audrey McMillian	84	DB	Houston
4a	Tom Toth	102	OT	Western Michigan
4b	Gerard Phelan	108	WR	Boston College
5	Pick to Cincinnati			
6	Pick to Philadelphia			
7a	Pick to LA Raiders			
7b	Pick to LA Raiders			
8a	Pick to Atlanta			
8b	Miford Hodge	224	DE	Washington St.
9	Pick to Pittsburgh			
10	Pick to Denver			
11	Paul Lewis	295	RB	Boston University
12	Tony Mumford	328	RB	Penn State

1985 Draft Notes

- 1a Patriots trade their 1st round choice, 16th overall, along with their third-round choice, 75th overall, to San Francisco for their first, 28th overall, second 56th overall, and third round, 84th overall, picks
- 1b Pick from San Francisco in previously mentioned trade
- 2b Pick from LA Raiders part of Mike Haynes deal of 1983
- 2c Pick from San Francisco in previously mentioned trade
- 3a Pick to San Francisco in previously mentioned trade
- 3b Pick from San Francisco in previously mentioned trade

1985 (Cont.)

- 4b Pick from LA Raiders part of Shelby Jordan deal of 1983
- 5 Pick to Cincinnati as part of WR Irving Fryar tradeup deal of 1984
- 6 Pick to Philadelphia as part of K Tony Franklin deal of 1984
- 7a Pick to LA Raiders as part of the Mike Haynes deal of 1983
- 8a Pick to Atlanta for DB Rod McSwain
- 8b Pick from San Francisco part of Matt Cavanaugh deal of 1983
- 9 Pick to Pittsburgh for WR Greg Hawthorne (1984)
- 10 Pick to Denver for P Luke Prestridge (1984)

1984

Rd	Player	Pk	Pos	College
1	Irving Fryar	1	WR	Nebraska
2	Ed Williams	43	LB	Texas
3	Jonathan Williams	70	RB	Penn State
5	Paul Fairchild	124	OG	Kansas
6	Ernest Gibson	151	DB	Furman
7a	Bruce Kallmeyer	184	K	Kansas
7b	Derwin Williams	192	WR	New Mexico
8	James Keyton	211	OT	Arizona State
9a	Scott Bolzan	238	OT	Northern Illinois
9b	David Windham	251	LB	Jackson State
11	Charlie Flager	292	OG	Washington St.
12	Harper Howell	319	TE	UCLA

SUPPLEMENTAL DRAFT:

1	Ricky Sanders	16	WR	SW Texas St.
2	Eric Jordan	43	RB	Purdue
3	Walter Lewis	70	QB	Alabama

1984 Draft Notes

- 7b Pick from San Fran. for CB Ricky Smith
- 9b Pick from Washington for DE Tony McGee

1983

Rd	Player	Pk	Pos	College
1	Tony Eason	15	QB	Illinois
2	Darryal Wilson	47	WR	Tennessee
3a	Stephan Starring	74	WR	McNeese St.
3b	Steve Moore	80	OL	Tennessee St.
4	Johnny Rember	101	LB	Clemson
5a	Smiley Creswell	118	DE	Michigan St.
5b	Darryl Lewis	128	TE	Texas-Arlington
6	Mike Bass	155	K	Illinois
7	Craig James	187	RB	SMU
	Washington-USFL			
8	Ronnie Lippett	214	DB	Miami (FL)
9a	Ricky Williams	233	RB	Langston
9b	Mark Keel	240	TE	Arizona
	Arizona-USFL			
10a	James Williams	264	TE	Wyoming
10b	Toby Williams	265	DE	Nebraska
10c	Tom Ramsey	267	QB	UCLA

- Los Angeles-USFL
- 11a Steve Parker 292 | WR | Abilene Christian |
- 11b Calvin Eason 294 | DB | Houston |
- 12a Waddell Kelly 319 | RB | Arkansas St. |
- 12b Andy Ekern 326 | OT | Missouri |

1983 Draft Notes

- 3b Pick from S.D. in Tim Fox trade
- 5a Pick from Chicago in LB Rod Shoate trade
- 9a Pick from New Orleans
- 10a Pick from NY Giants in LB Bill Matthews trade
- 10b Pick from New Orleans
- 11a Pick from New Orleans
- 12a Pick from New Orleans

1982

Rd	Player	Pk	Pos	College
1a	Ken Sims	1	DE	Texas
1b	Lester Williams	27	DT	Miami (FL)
2a	Robert Weathers	40	RB	Arizona St.
2b	Andre Tippett	41	LB	Iowa
2c	Darryl Haley	55	OT	Utah
3a	Cedric Jones	56	WR/KR	Duke
3b	Clayton Weishuhn	60	LB	Angelo St.
4a	George Crump	85	DE	East Carolina
4b	Brian Ingram	111	LB	Tennessee
5	Fred Marion	112	DB	Miami (FL)
6	Ricky Smith	141	DB	Alabama State
7	Jeff Roberts	168	LB	Tulane
8	Ken Collins	197	LB	Washington St.
9	Kelvin Murdock	224	WR	Troy State
10	Brian Clark	253	K	Florida
11a	Used to select WR Chy Davidson of Rhode Island in 1981 supplemental draft.			
11b	Steve Sandon	296	QB	Northern Iowa
12	Greg Taylor	308	WR/KR	Virginia



PATRIOTS ALL-TIME DRAFT

1982 (Cont.)

1982 Draft Notes

- 1b Pick from San Francisco in TE Russ Francis deal
- 2a Pick from San Diego in FS Tim Fox deal
- 2b Pick from San Francisco in TE Russ Francis deal
- 2c Pick from San Francisco in TE Russ Francis deal
- 3b Pick from Seattle for RB Horace Ivory
- 4b Pick from San Francisco in TE Russ Francis deal
- 11b Pick from NY Giants for DB Bill Currier

1981

Rd	Player	Pk	Pos	College
1	Brian Holloway	19	OT	Stanford
2	Tony Collins	47	RB/KR	East Carolina
3	Pick to Minnesota			
4	Don Blackmon	102	LB	Tulsa
5	Steve Clark	130	DE	Kansas State
6	Ron Wooten	157	OG	North Carolina
7	Ken Toler	185	WR	Mississippi
8a	Ken Naber	194	P	Stanford
8b	Lin Dawson	212	TE	North Carolina St.
9	Pick to Detroit			
10	Pick to Cleveland			
11	Brian Buckley	295	QB	Harvard
12	Cris Crissy	323	DB/KR	Princeton

1981 Draft Notes

- 3 Pick to Minnesota for RB Chuck Foreman
- 8a Pick from N.O. for OG Sam Adams
- 9 Pick to Detroit for LB Ed O'Neill
- 10 Pick to Cleveland for DE Ernest Pirce

1980

Rd	Player	Pk	Pos	College
1a	Roland James	14	DB	Tennessee
1b	Vagas Ferguson	25	RB	Notre Dame
2	Larry McGrew	45	LB	USC
3	Steve McMichael	73	DT	Texas
4	Pick to Los Angeles			
5	Doug McDougald	124	DE	VPI
6a	Pick to Cleveland			
6b	Preston Brown	160	WR/KR	Vanderbilt
7	Tom Kearns	180	OG	Kentucky
8	Mike House	208	TE	Pacific
9	Barry Burget	235	LB	Oklahoma
10	Tom Daniel	266	OC	Georgia Tech
11	Mike Hubach	293	P	Kansas
12	Jimmy Jordan	320	QB	Florida State

1980 Draft Notes

- 1b Pick from Houston in OT Leon Gray deal
- 4 Pick to Los Angeles in WR Harold Jackson deal
- 6a Pick to Cleveland for DE Mike St. Clair
- 6b From Houston in OT Leon Gray deal

1979

Rd	Player	Pk	Pos	College
1	Rick Sanford	25	DB	South Carolina
2	Bob Golic	52	LB	Notre Dame
3	Pick to Los Angeles			
4	Eddie Hare	106	P	Tulsa
5	John Zamberlin	135	LB	Pacific Lutheran
6	Pick to Pittsburgh			
7a	Judson Flint	177	DB	Memphis State
7b	Pick forfeited			
8	Randy Love	216	RB	Houston
9	John Spagnola	245	TE	Yale
10a	Martin Cox	270	WR	Vanderbilt
10b	Allan Clark	271	RB	Northern Arizona
12	Pick to Detroit			

1979 Draft Notes

- 3 Pick to Los Angeles in WR Harold Jackson deal
- 6 Pick to Pittsburgh for DE Dave Pureifory

1978

- 12 Pick to Detroit for OT Bob McKay

1978

Rd	Player	Pk	Pos	College
1	Bob Cryder	18	G	Alabama
2	Matt Cavanaugh	50	QB	Pittsburgh
3	Carlos Pennywell	77	WR	Grambling
4	Dwight Wheeler	102	T	Tennessee St.
5	Bill Matthews	129	LB	South Dakota St.
6	Kern Coleman	156	LB	Mississippi
7	Mike Hawkins	188	LB	Texas A&M
8a	Terry Falcon	198	G	Montana
8b	Mosi Tatupu	215	RB	Southern Calif.
9	Tim Petersen	242	LB	Arizona State
10	Bryan Ferguson	269	DB	Miami

1978 (Cont.)

- 11 Charlie Williams 296 LB Florida
- 12 John Gibney 328 C Colgate

1978 Draft Notes

- 8a Pick from Buffalo through Philadelphia for DB John Sanders

1977

Rd	Player	Pk	Pos	College
1a	Raymond Clayborn	16	DB	Texas
1b	Stanley Morgan	25	WR	Tennessee
2a	Horace Ivory	44	RB	Oklahoma
2b	Don Hasselbeck	52	TE	Colorado
3	Sidney Brown	82	DB	Oklahoma
4	Gerald Skinner	109	T	Arkansas
5	Pick to St. Louis			
6	Pick to Houston			
7	Ken Smith	192	WR	Arkansas-Pine Bluff
8	Brad Benson	219	G	Penn State
9	Jerry Vogele	249	LB	Michigan
10a	John Rasmussen	276	T	Wisconsin
10b	Giles Alexander	279	DE	Tulsa
11	Ray Costick	303	LB	Mississippi State
12	Dave Preston	333	RB	Bowling Green

1977 Draft Notes

- 1a Pick from San Francisco for QB Jim Plunkett
- 2a Pick from San Francisco for QB Jim Plunkett
- 10b Pick from Oakland for RB Leon McQuay

1976

Rd	Player	Pk	Pos	College
1a	Mike Haynes	5	DB	Arizona State
1b	Pete Brock	12	C	Colorado
1c	Tim Fox	21	DB	Ohio State
2	Ike Forte	35	RB	Arkansas
3	Pick to Chicago			
4	Pick to Cleveland thru Philadelphia			
5	Pick to San Diego			
6a	Pick to New York Giants			
6b	Greg Boyd	170	DE	San Diego State
7a	Pick to Cincinnati			
7b	Perry Brooks	202	DT	Southern
8a	Pick to Philadelphia			
8b	Stu Betts	235	RB	Northern Michigan
9	Doug Beaudoin	243	DB	Minnesota
10	Ricky Feacher	270	WR	Miss. Valley
11	Donnie Thomas	298	LB	Indiana
12	Nathaniel Bell	325	DT	Tulane
13	James Jones	352	DB	Central Michigan
14	David Quehl	382	WR	Holy Cross
15	Bernard Coleman	409	WR	Bethune-Cookman
16	Clifford Brown	436	DT	Tuskegee
17	Todd Anderson	466	C	Stanford

1976 Draft Notes

- 1b Pick from San Francisco for QB Jim Plunkett
- 1c Pick from Houston through San Francisco for QB Jim Plunkett
- 3 Pick to Chicago for DE Tony McGee
- 4 Pick to Cleveland thru Philadelphia for LB Steve Zabel
- 5 Pick to San Diego for CB Bob Howard
- 6a Pick to NY Giants for RB Leon McQuay
- 6b Pick from Detroit for C Jon Morris
- 7a Pick to Cincinnati for RB Doug Dressler
- 7b Pick from Houston for TE Bob Adams
- 8a Pick to Philadelphia for LB Steve Zabel
- 8b Pick from Minnesota for CB Doug Cumler

1975

Rd	Player	Pk	Pos	College
1	Russ Francis	16	TE	Oregon
2	Rod Shoate	41	LB	Oklahoma
3	Pete Cusick	66	DT	Ohio State
4a	Allen Carter	86	RB	So. California
4b	Steve Burks	91	WR	Arkansas State
5a	Steve Grogan	116	QB	Kansas State
5b	Steve Freeman	117	DB	Mississippi St.
6	Pick to Detroit			
7	Lawrence Williams	172	WR	Texas Tech
8	Pick to Chicago			
9	Pick to Pittsburgh			
10	Pick to Pittsburgh			
11	Rene Garnett	272	DB	Idaho State
12a	Matt Kendon	297	DT	Idaho State
12b	Conrad Holloway	306	QB	Tennessee
13	Joe Harvey	328	DE	Northern Michigan
14	Tom Gossom	353	WR	Auburn
15	Don Clayton	378	RB	Murray State
16	Kerry Marbury	403	RB	West Virginia
17	Myke Horton	428	T	UCLA



PATRIOTS ALL-TIME DRAFT

1975 (Cont.)

1975 Draft Notes

- 4a From San Diego through Cleveland
- 5b Pick from Philadelphia for RB John Tarver
- 6 Pick to Detroit for RB Leon Crosswhite
- 8 Pick to Chicago for DE Tony McGee
- 9 Pick to Pittsburgh for DE Craig Hanneman
- 10 Pick to Pittsburgh for LB George Webster
- 12b Pick from Washington

1974

Rd	Player	Pk	Pos	College
1	Pick to San Francisco			
2a	Steve Corbett	30	G	Boston College
2b	Steve Nelson	34	LB	North Dakota St.
3	Pick to Chicago through Washington			
4	Pick to Cincinnati			
5a	Andy Johnson	113	RB	Georgia
5b	Charlie Battle	124	LB-DE	Grambling
6a	Pick to Baltimore			
6b	Chuck Ramsey	141	P	Wake Forest
7	Mauri Damkroger	178	LB	Nebraska
8	Pick to Chicago			
9	Ed McCartney	209	TE	NE Oklahoma
10	Pick to Pittsburgh			
11	Archie Gibson	268	RB	Utah State
12	Eddie Foster	296	T	Oklahoma
13	Phil Benett	321	RB	Boston College
14	Cecil Bowens	346	RB	Kentucky
15	Sam Hunt	374	LB	Stephen F. Austin
16	Lucious Selmon	399	DT	Oklahoma
17	Gary Hudson	424	DB	Boston College

1974 Draft Notes

- 1 Pick to San Francisco for TE Bob Windsor
- 2a Pick from Chicago
- 3 Pick to Chicago through Washington for DE Donnel Smith and Washington's 1974 seventh-round choice
- 4 Pick to Cincinnati for LB Bill Peterson
- 5b Pick from Washington through New Orleans
- 6a Pick to Baltimore for DB Jack Mildren
- 6b Pick from Philadelphia for DE Dennis Wirgowski
- 7 Pick from Washington along with LB Brad Dusek for LB Brad Dusek and the Patriots 1974 third-round choice
- 9 Pick from Houston for LB Steve Kiner

1973

Rd	Player	Pk	Pos	College
1a	John Hannah	4	G	Alabama
1b	Sam Cunningham	11	RB	Southern Cal
1c	Darryl Stingley	19	WR	Purdue
2	Pick to Cleveland thru N.Y. Giants			
3a	Brad Dusek	56	DB	Texas A&M
3b	Charles Davis	73	RB	Alcorn A&M
4	Allen Gallaher	82	T	So. California
5	Doug Dumler	193	C	Nebraska
6	Pick to New Orleans	108		
7	Pick to Miami			
8	Isaac Brown	186	RB	W. Kentucky
9	David Callaway	212	T	Texas A&M
10	Dan Ruster	238	DB	Oklahoma
11	Homer May	264	TE	Texas A&M
12	Bruce Barns	290	P	UCLA
13	Alan Lowry	316	DB	Texas
14	Raymond Hamilton	342	LB	Oklahoma
15	Conde Pugh	368	DB	Norfolk State
16	Mike Kutter	394	DE	Concordia
17	Eddie McAshan	420	QB-DB	Georgia Tech

1973 Draft Notes

- 1b Pick from Los Angeles for DE Fred Dryer
- 1c Pick from Chicago for RB Carl Garrett
- 3b Pick from Dallas for WR Ron Sellers
- 6 Pick to New Orleans for LB Jim Flanigan
- 7 Pick to Miami for T Wayne Mass

1972

Rd	Player	Pk	Pos	College
1a	Pick to Minnesota as compensation for Joe Kapp			
1b	Pick to N.Y. Giants			
2a	Pick to Dallas			
2b	Tom Reynolds	49	WR	San Diego State
3a	Pick to Dallas			
3b	Jim White	73	DE	Colorado State U.
4	Pick to Dallas			
5a	Pick to Baltimore			
5b	Ron Bolton	124	DB	Norfolk State
6	Pick to Atlanta thru N.Y. Giants			
7a	Clark Hoss	165	TE	Oregon State

1972 (Cont.)

7b	John Tarver	166	RB	Colorado
8	Steve Beyrle	195	G	Kansas State
9	Mike Kelson	220	T	Arkansas
10	Mel Caraway	245	DB	N.E. Oklahoma
11	Rodney Cason	269	T	Angelo State
12	Steve Booras	296	DE	Mesa J.C.
13	Sam Elmore	325	DB	E. Michigan
14	Ed Rideout	350	WR	Boston College
15	Joel Kilemek	375	TE	Pittsburgh
16	Eric Dahl	400	DB	San Jose State
17	Junior Ah You	425	LB	Arizona State

1972 Draft Notes

- 1b Pick from Los Angeles for Phil Olsen sent to N.Y. Giants in trade for Fred Dryer
- 2a Pick to Dallas for DE Halvor Hagen and WR Harold Jackson
- 2b Pick from Kansas City for G Mo Moorman
- 3a Pick to Dallas for DE Halvor Hagen and WR Harold Jackson
- 3b Pick from Washington through L.A. Rams
- 4 Pick to Dallas for LB Steve Kiner
- 5b Pick from Oakland C Warren Koegel
- 6 Pick to Atlanta through Giants for WR Reggie Rucker
- 7b Pick from San Diego for RB Eddie Ray

1971

Rd	Player	Pk	Pos	College
1	Jim Plunkett	1	QB	Stanford
2	Julius Adams	27	DT	Texas Southern
3	Pick to Buffalo through Oakland			
4	Pick to Denver			
5	Tim Kelly	105	LB	Notre Dame
6	David Hardt	131	TE	Kentucky
7	Pick to Oakland			
8	Pick to Buffalo			
9	Josh Ashton	209	RB	Tulsa
10	Layne McDowell	235	T	Iowa
11	Dan Schneiss	261	TE	Nebraska
12	John Rodman	287	T	Northwestern
13	Lewis Swain	313	DB	Alabama A&M
14	Alfred Sykes	339	WR	Florida A&M
15	Nick McGarry	365	TE	Massachusetts
16	Jim Zikmund	391	DB	Kearney State
17	Ronald Leigh	417	DE	Elizabeth City St.

1971 Draft Notes

- 3 Pick to Buffalo through Oakland for DE Ike Lassiter
- 4 Pick to Denver
- 7 Pick to Oakland for DE Ike Lassiter
- 8 Pick to Buffalo

1970

Rd	Player	Pk	Pos	College
1	Phil Olsen	4	DT	Utah State
2	Pick to Houston			
3	Mike Ballou	56	LB	UCLA
4	Eddie Ray	83	DB	LSU
5	Bob Olson	107	LB	Notre Dame
6	Pick to Buffalo			
7	Odell Lawson	160	RB	Langston, Okla
8	Pick to New York Jets			
9	Dennis Wirgowski	212	DE	Purdue
10	Henry Brown	239	K-WR	Missouri
11	Dennis Bramlett	261	T	Texas-El Paso
12	Greg Roero	291	DT	N. Mex. Highlands
13	Ronnie Shelley	316	DB	Troy State
14	Garvie Crow	343	RB/TE	Michigan
15	Kent Schoolfield	368	WR	Florida A&M
16	Otis McDaniel	395	DE	Tuskegee
17	Joe Killingsworth	420	WR	Oklahoma

1970 Draft Notes

- 2 Pick to Houston for RB Sid Blanks, CB Larry Carwell, LB Ron Caveness and WR Charlie Frazier
- 5 Pick from Miami for LB Nick Buoniconti
- 6 Pick to Buffalo for S Tom Janik
- 8 Pick to N.Y. Jets

1969

Rd	Player	Pk	Pos	College
1	Ron Sellers	6	SE	Florida State
2	Mike Montier	32	G	Colorado
3	Carl Garrett	58	RB	N.M. Highlands
4	Pick to Denver through Kansas City			
5	Onree Jackson	110	QB	Alabama A&M
6	Pick to Oakland			
7	Rick Hackley	162	T	New Mexico State
8	Bob Gladieux	188	RB	Notre Dame



PATRIOTS ALL-TIME DRAFT

1969 (Cont.)

9a	Steve Alexakos	209	G-LB	San Jose St.
9b	Joe Walker	214	DE	Albany State
10	Dennis Devlin	240	DB	Wyoming
11	Barry Gallup	266	SE	Boston College
12	Richard Lee	292	DT	Grambling
13	Joe Leasey	318	LB	Alcorn A&M
14	John Cagle	344	LB	Clemson
15	Brant Conley	370	RB-P	Tulsa
16	Jim Vuono	396	LB	Adams State
17	George Muse	422	LB-DB	Grambling

1969 Draft Notes

- 4 Pick to Denver through Kansas City for RB Gene Thomas
- 6 Pick to Oakland for LB John Williamson
- 9a Pick from Buffalo for RB Bob Cappadona

1968

Rd	Player	Pk	Pos	College
1	Dennis Byrd	6	DT	North Carolina State
2	Tom Funchess	32	T	Jackson State
3	Aaron Marsh	60	FL	Eastern Kentucky
4	R.C. Gamble	88	RB	South Carolina St.
5	Jim Smithberger	116	DB	Notre Dame
6	Pick to Cincinnati			
7	John Schneider	170	QB	Toledo
8	Daryl Johnson	197	DB	Morgan State
9	Pick to Houston			
10	John Outlaw	249	DB	Jackson State
11	Paul Feldhausen	278	T	Northland, Wis.
12	James Cheyanski	305	LB	Syracuse
13	Max Huber	332	T	Brigham Young
14	Henry McKay	358	E	Guilford
15	Art McMahon	385	DB	No. Carolina St.
16	Charles Fulton	413	RB	Tennessee
17	Ed Koontz	440	LB	Catawba

1968 Draft Notes

- 6 Pick to Cincinnati
- 9 Pick to Houston for QB Don Trull

1967

Rd	Player	Pk	Pos	College
1	John Charles	21	DB	Purdue
2	Pick to Kansas City			
3	Pick to New York Jets			
4	Ed Philpott	101	DE	Miami (Ohio)
5	Melvin Witt	128	DE	Arlington State
6	Ron Medlen	154	DE	SMU
7	Robert Leo	180	HB	Harvard
8	Tom Fussell	206	DT	LSU
9	Charlie Thornhill	232	DB	Michigan St.
10	John Runnels	257	LB	Penn State
11	Leroy Mitchell	283	FL	Texas Southern
12	Dave Davis	310	T	Harvard
13	Ray Iig	336	LB	Colgate
14	Bobby Beard	361	LB	Auburn
15	Tom Folliard	388	LB	Mississippi State
16	Dik Nocera	414	HB	Southern Conn.
17	Bobby Nichols	440	TE	Boston Univ.

1967 Draft Notes

- 2 Pick to Kansas City
- 3 Pick to New York Jets for WR Jim Colcough

1966

Rd	Player	Pk	College
1a	Karl Singer	T	Purdue
1b	Willie Townes	T	Tulsa
2a	Jim Boudreaux	T	La. Tech
2b	Ken Avery	LB	Miss. Southern
3a	Harold Lucas	T	Mich. State
3b	Ed Toner	G	U. Massachusetts
4a	Pick to New York		
4b	Heath Wingate	T	Bowling Green
5a	John Mangum	T	Miss. Southern
5b	Ray Perkins	E	Alabama
6a	Dan Irby	T	Louisiana Tech
6b	Joe Avezzano	G	Florida State
7a	Jim Battles	T	Southern U
7b	Brent Caston	DB	Mississippi
8a	Sam Montgomery	DB	Southern
8b	Tom Schaefer	RB	Chattanooga
9a	Doug Satcher	LB	Southern
9b	Jack White	QB	Penn State
10	Dennis Brewster	T	BYU
10b	Bob Ellis	HB	Massachusetts
11	Pick to New York		
11b	Jay Marion	DB	Wyoming
12	Dick Fugere	LB	Cincinnati
13	Tom Carr	FB	Bates St.

2011 New England Patriots

1966 (Cont.)

14	Bob Hall	DB	Brown
15	Billy Laird	QB	La. Tech
16	Buddy Owens	G	Michigan State
17	Dick Capp	DE	Boston College
18	John Pincavage	E-DB	Virginia
19	Joe Novogratz	G	Pittsburgh
20	Paul Soule	HB	Bowdoin

1965

Rd	Player	Pos	College
1a	Jerry Rush	T	Michigan State
1b	Dave McCormick	T	LSU
2a	Pick to Houston		
2b	Bob Kowlofski	T	Virginia
3a	Jim Whalen	E	Boston College
3b	Bob Cappadona	FB	Northeastern
4a	Ellis Johnson	HB	S.E. Louisiana
4b	Dick Arrington	G	Notre Dame
5a	Corwyn Aldredge	E	N.W. Louisiana
5b	Dennis Smith	DE	Cincinnati
6a	Justin Canale	G	Mississippi State
6b	Billy Ezell	DB	LSU
7a	Tom Neville	T	Mississippi State
7b	John Hankinson	QB	Minnesota
8a	Fred Brown	E	Miami
8b	Beau Colle	DB	LSU
9a	Bob Malone	T	Louisiana Tech
9b	Charles Brown	T	Tulsa
10	Pick to Buffalo		
10b	Dave Hettema	T	New Mexico
11a	John Frechette	T	Boston College
11b	Roy Schmidt	G	Long Beach State
12a	Jim Weatherly	DB	Mississippi
12b	Leon Stanridge	E	San Diego State
13	Charlie Green	QB	Wittenberg
14	Jay Cunningham	HB	Bowling Green
15	Ted Rodosevitch	G	Cincinnati
16	George Pyne	T	Olivet
17a	White Graves	DB	LSU
17b	Dave Lee	E	Louisiana Tech
18	Ed Meixler	LB	Boston University
19	Jim Nance	FB	Syracuse
20	Fred Fugazzi	FB	Missouri Valley

1965 Draft Notes

- 2a Pick to Houston for C Bob Schmidt
- 10 Pick to Buffalo for DE Mack Yoho

1964

Rd	Player	Pos	College
1	Jack Concannon	QB	Boston College
2	Jim Kelly	E	Notre Dame
3	Pick to Denver		
4	Jon Morris	E	Holy Cross
5	Pick to San Diego		
6	Jim Mazurek	G	Syracuse
7	T.W. Alley	T	William & Mary
8a	J.D. Garrett	HB	Grambling
8b	Roger Lalonde	T	Muskingum
9	Lennie St. Jean	E	N. Michigan
10	Pick to Buffalo		
11	Jim Barrett	HB	Boston College
12	Pick to Kansas City		
13	Joe Scarpati	DB	N. Carolina State
14	Jim Wilson	T	Georgia
15	Tony Gibbons	T	John Carroll
16	Pete Pedro	HB	West Texas State
17	Gary Wood	QB-HB	Cornell
18	Joe Tiller	T	Montana State
19	Bill Dawson	E	Florida State
20	Lonnie Farmer	LB	Chattanooga
21	Tony Lawrence	T	Bowling Green
22	Dave Archer	T	Syracuse
23	Dave Humenick	T	Notre Dame
24	Larry Bartolameci	T	West Virginia
25	Bryan Generalovich	E	Pittsburgh
26	Dick Niglio	HB	Yale

1964 Draft Notes

- 3 Pick to Denver
- 5 Pick to San Diego for DT Billy Hudson
- 10 Pick to Buffalo
- 12 Pick to Kansas City

1963

Rd	Player	Pos	College
1	Art Graham	E	Boston College
2	LeeRoy Jordan	C	Alabama
3	Bob Vogel	T	Ohio State



www.patriots.com

PATRIOTS ALL-TIME DRAFT

1963 (Cont.)

4	Bob Reynolds	T	Bowling Green
5	Lou Cioci	G	Boston College
6	Sam Silas	T	Southern Illinois
7	Dick Williamson	E	Alabama
8	Rod Foster	G	Ohio State
9	Jim Simon	E	Miami
10	Don McKinnon	C	Dartmouth
11a	Dave Hayes	FB	Penn State
11b	Dave Watson	G	Georgia Tech
12a	Bill Gambrell	HB	South Carolina
12b	Tim Gauntner	HB	John Carroll
13a	Dave Adams	T	Arkansas
13b	Ralph Ferrissi	FB	So. Connecticut
14	Whaley Hall	T	Mississippi
15	Bob Dentel	C	Miami
16	Wes Bryant	T	Arkansas
17	Tom Neumann	HB	Michigan
18	Dave O'Brien	T	Boston College
19	Pat McCarthy	QB	Holy Cross
20	Jim Bradshaw	HB	Chataanooga
21	Gary Sherman	HB	Bowling Green
22	Nate Craddock	FB	Parsons
23	Al Snyder	HB	Holy Cross
24	Dick Schultz	T	Ohio
25	Dennis Gaubatz	G	Louisiana State U
26	Jim Tullis	HB	Florida A&M
27	Dave Adams	T	Arkansas
28	Ron Whaley	HB	Chattanooga
29	Dock Kelly	G	Georgia

1963 Draft Notes

- 11a Pick from Houston
12a Pick from Buffalo

1962

Rd	Player	Pos	College
1	Gary Collins	E	Maryland
2	LeRoy Jackson	HB	W. Illinois
3	Sherwyn Thorson	G	Iowa
4	Pick to Houston		
5	Pick to Dallas		
6	John Schopf	T	Michigan
8	Benny McRae	HB	Michigan
9	Bill Triplett	FB	Miami, Ohio
10	John Knight	HB	Valparaiso
11	Pick to Buffalo		
12	Pick to Oakland		
13	Nick Buoniconti	G	Notre Dame
14	Chas. Sieminski	T	Penn State
15	Gerry Goerlitz	N.	Michigan
16	Ken Byers	G	Cincinnati
17	Scott Maentz	E	Michigan
18	Tom Chandler	T	Florida A&M
19	Ron Myers	E	Villanova
20	Tom Neck	HB	LSU
11	John Traynham	HB	VMI
22	Bob Asack	T	Columbia
23	Walt Crate	HB	Penn Military
24	Don Christman	C	Richmond
25	Bob Stem	C	Richmond
26	Jim Field	QB	LSU
27	Al Gursky	HB	Penn State
28	Charles Dickerson	T	Illinois
29	Julius Fincke	T	McNeese State
30	John L. Finn	T	Louisville
31	Mike Ingram	G	Ohio State
32	Charles Taylor	HB	Mississippi
33	Steve Jastrzembksi	E	Pittsburgh
34	Ray Lardani	T	Miami (Fla.)

1962 Draft Notes

- 4 Pick to Houston for G Houston Antwine

1961

Rd	Player	Pos	College
1	Tommy Mason	HB	Tulane
2	Rip Hawkins	C	North Carolina
3	Danny LaRose	E	Missouri
4	Mike Zeno	G	Virginia Tech
5	Fran Tarkenton	QB	Georgia
6	Larry Eisenhauer	T	Boston College
7	Paul Terhes	QB	Bucknell
8	Charles Long	G	Chattanooga
9	Roland Lakes	C	Wichita
10	Richard Mueller	E	Kentucky
11	Mel West	HB	Missouri
12	Wayne Harris	C	Arkansas
13	Dan Underwood	T	McNeese State

1961 (Cont.)

14	James Wright	QB	Memphis State
15	Pick to Dallas		
16	George Balthazar	T	Tennessee A&I
17	Ray Ratkowski	HB	Notre Dame
18	Tom Rodgers	HB	Kentucky
19	Joe Bellino	HB	Navy
20	Dan Oakes	G	VPI
22	Bob Johnson	E	Michigan
23	Darrel DeDecker	C	Illinois
24	Don Webb	HB	Iowa State
25	Robert Minihane	T	Boston University
26	Charles Granger	T	Southern U. (La.)
27	Terry Huxhold	T	Wisconsin
28	Bryant Harvard	QB	Auburn
29	Ernie McMillan	T	Illinois
30	George Hulz	T	Mississippi Southern

1960

FIRST SELECTIONS:

Buddy Allen	HB	Utah State
Ron Burton	HB	Northwestern
Dale Chamberlain	FB	Miami, O.
Henry Christopher	E	SMU
Dan Colchico	E	San Jose State
Jack Cummings	QB	North Carolina St.
James Davis	C	Oklahoma
Sarafine Fazio	C	Pittsburgh
Max Fugler	C	LSU
Jim Gardner	T	Duke
James Goodyear	T-G	Wake Forest
Dave Harris	HB	Kansas
Al Henderson	T	Colorado State
James Hickman	T-G	Penn State
Robert Krantz	FB	Penn State
Joe Kulbacki	HB	Purdue
Dee Mackey	E	E. Texas St.
Leon Manley	G	W. Texas St.
Cliff Manning	T-G	Hardin-Simmons
Pete Manning	E	Wake Forest
Edward Mazurek	T	Xavier
Bell Meglen	G	Utah State
Frank Mestnik	FB	Marquette
Ron Mix	T	USC
Irvin Nikolai	E	Stanford
Jim Prestel	T	Idaho
Bob Salerno	G	Coloardo
Gerhardt Schwedes	HB	Syracuse
Richard Soergel	QB	Oklahoma St.
Larry Wagner	T	Vanderbilt
Harvey White	QB	Clemson
Tirey Wileman	HB	SMU
Gary Wisener	E	Baylor

SECOND SELECTIONS:

1. Dave Ames	HB	Richmond
2. James Boeke	T/G	Heidelberg
3. Billy Brewer	QB	Ole Miss.
4. Emanuel Congedo	T/G	Villanova
5. Pat Dye	T/G	Georgia
6. John Farrington	WR	Prairie View
7. Rich Grecni	C	Ohio U.
8. Bud Jones	WR	SMU
9. Don Kacmarek	T/G	North Dakota
10. John Lawrence	T/G	North Carolina St.
11. Ron Maltony	T/G	Purdue
12. Bobby Pate	RB	Presbyterian
13. Jack Rudolph	LB	Georgia Tech
14. Frank Sally	T/G	California
15. Bob Spada	E	Duke
16. Pete Tunney	HB	Occidental
17. Jim Webster	HB	Marquette
18. John Wilcox	T/G	Oregon



PATRIOTS TRADES 2000-10

Note: For the Patriots' All-Time Trades (1960-Present), please visit <http://www.patriots.com/history>

2000

- 4/16 The Patriots acquired San Francisco's 2001 sixth round pick for the Patriots' 2000 seventh-round pick (212 overall) which was acquired from Philadelphia.
- 8/7 The Patriots acquired Dane Looker from the St. Louis Rams for a sixth round draft choice in 2002.

2001

- 4/21 The Patriots acquired Pittsburgh's 2001 second-round (50 overall) and fourth-round (112 overall) picks for the Patriots 2001 second-round (39 overall - LB Kendrell Bell) pick.
- 4/21 The Patriots acquired Detroit's 2001 second-round (48 overall pick for a 2001 second-round (50 overall, from Pittsburgh) pick and sixth-round (173 overall, from San Francisco) pick.
- 4/21 The Patriots acquired Minnesota's 2001 third-round (86 overall) pick and fourth-round (119 overall) pick for the Patriots third-round (69 overall) pick.
- 4/22 The Patriots acquired San Diego's 2001 fourth-round (96 overall - OL Kenyatta Jones) pick for the Patriots fourth-round (112 overall) and fifth-round (139 overall) picks.
- 4/22 The Patriots acquired Detroit's 2001 sixth-round (180 overall) and seventh-round (216 overall) pick for the Patriots 2001 fifth-round (149 overall, from NY Jets) pick.
- 4/22 The Patriots acquired Jacksonville's 2002 fifth round pick for the Patriots 2001 sixth-round (170th overall) pick.

2002

- 3/8 The Patriots received Green Bay's fourth round draft pick (117th overall) in the 2002 draft and a conditional pick in the 2003 draft (fourth round - 128th overall) for WR Terry Glenn.
- 4/20 The Patriots acquired the Washington Redskins first round pick (21st overall) of the 2002 draft in exchange for their 2002 first round pick (32nd overall), third-round (96th overall) and seventh-round (234th overall).
- 4/21 The Patriots acquired the Buffalo Bills 2003 first-round choice (14th overall) in exchange for QB Drew Bledsoe.
- 4/21 The Patriots acquired the Denver Broncos fourth-round pick (117th overall) in exchange for their 2002 fourth-round (131st overall) and fifth-round (144th overall) choices.
- 4/21 The Patriots obtained the Dallas Cowboys seventh round selection (237th overall), along with 2003 fifth-round choice, in exchange for the Patriots 2002 fifth round pick (168th overall).
- 6/27 The Patriots received an undisclosed future draft choice from St. Louis for LB Kole Ayi.
- 8/19 The Patriots traded veteran offensive tackle Grant Williams to the St. Louis Rams in exchange for a seventh-round (225th overall) draft choice.

2003

- 3/6 The Patriots traded tackle Greg Randall to the Houston Texans in exchange for a fifth-round (154th overall) draft choice in the 2003 draft.
- 3/6 The Patriots traded a third (81st overall) and fifth-round (140th overall) selection in the 2003 draft to the Washington Redskins in exchange for a third round

2003 (Cont.)

- selection (75th overall) in 2003 and a fourth-round selection in 2004.
- 4/14 The Patriots traded safety Tebucky Jones to the New Orleans Saints for a third-round pick (78th overall) and seventh-round pick (239th overall) in the 2003 draft, as well as a fourth-round pick in the 2004 draft (113th overall).
- 4/25 The Patriots traded a third-round pick in 2003 (78th overall) to the Miami Dolphins for their second-round pick in the 2004 draft.
- 4/26 The Patriots traded a first round pick in 2003 (14th overall) and a 2003 six round pick (193rd overall) to Chicago for their first round pick (13th overall).
- 4/26 The Patriots traded a first round pick in 2003 (19th overall) to Baltimore for a 2003 second-round pick (41st overall) and their 2004 first round pick (21st overall).
- 4/26 The Patriots traded a second-round pick (41st overall) and a third-round pick (75th overall) to the Houston Texans for a second-round pick (36th overall) and a fourth-round pick (117th overall).
- 4/26 The Patriots traded a second-round pick (50th overall) and a fourth-round pick (120th overall) to the Carolina Panthers for a second-round pick (45th overall).
- 4/27 The Patriots traded a fourth-round pick in 2003 (128th overall) and a fifth round pick in 2003 (157th overall) to the Denver Broncos for a fourth-round pick in 2003 (120th overall).
- 4/27 The Patriots traded a fifth round pick in 2003 (154th overall) and a seventh-round pick in 2003 (225th overall) to the Tennessee Titans for a fifth round pick in 2003 (164th overall), a sixth round pick in 2003 (201st overall) and a seventh-round pick in 2003 (243rd overall).
- 8/19 The Patriots acquired NT Ted Washington from the Chicago Bears in exchange for a 2004 fourth-round pick (104th overall).
- 8/26 The Patriots acquired G Jamil Soriano from the Chicago Bears for a conditional draft pick.

2004

- 4/19 The Patriots acquired RB Corey Dillon from the Cincinnati Bengals for a 2004 second round draft pick (56th overall).
- 8/17 The Patriots traded LB Quinn Dorsey to the Chicago Bears for a conditional draft pick.
- 3/4 The Patriots acquired CB Duane Starks from the Arizona Cardinals along with a fifth round pick in the 2005 draft (145th overall) in exchange for a third-round pick (95th overall) and a fifth round pick (168th overall).
- 4/23 The Patriots traded a second-round choice in the 2005 draft (64th overall) to the Baltimore Ravens in exchange for a third round selection in 2005 (84th overall), a sixth-round choice in 2005 (195th overall) and Baltimore's third-round pick in the 2006 draft (75th overall).
- 4/24 The Patriots traded a fifth round pick in the 2005 draft (145th overall) and a sixth-round choice in the 2005 draft (206th overall) to the Detroit Lions in exchange for Detroit's fourth-round pick in the 2006 draft (106th overall).

PATRIOTS TRADES 2000-11

2005

- 4/24 The Patriots traded a sixth round pick in the 2005 draft (195th overall) and a seventh-round pick in the 2005 draft (246th overall) to the Green Bay Packers in exchange for a sixth round selection in the 2005 draft (175th overall).
- 4/24 The Patriots traded a sixth-round choice in the 2005 draft (175th overall) to the Oakland Raiders in exchange for a seventh-round pick in the 2005 draft (230th overall) and a fifth round selection in the 2006 draft (136th overall).
- 8/22 The Patriots acquired WR Andre' Davis from the Cleveland Browns in exchange for a 2006 fifth-round draft choice (152nd overall).

2006

- 4/29 The Patriots traded a second-round pick in the 2006 draft (52 overall) and a third-round pick in the 2006 draft (75 overall) to the Green Bay Packers in exchange for a second-round pick in the 2006 draft (36 overall).
- 6/6 The Patriots acquired DT Johnathan Sullivan from the New Orleans Saints in exchange for WR Bethel Johnson.
- 8/8 The Patriots traded OL Ross Tucker to the Cleveland Browns in exchange for a conditional draft choice.
- 8/21 The Patriots traded T Brandon Gorin to the Arizona Cardinals in exchange for a sixth-round selection in the 2007 NFL Draft (180 overall).
- 9/1 The Patriots traded RB Patrick Cobbs to the Pittsburgh Steelers in exchange for a conditional draft choice.
- 9/2 The Patriots acquired WR Doug Gabriel from the Oakland Raiders in exchange for a fifth-round selection in the 2007 NFL Draft (165 overall).
- 9/11 The Patriots traded WR Deion Branch to the Seattle Seahawks in exchange for a first-round selection in the 2007 NFL Draft (24 overall).

2007

- 3/5 The Patriots acquired WR Wes Welker from the Miami Dolphins in exchange for a second-round selection in the 2007 NFL Draft (60th overall) and a seventh-round selection in the 2007 NFL Draft (238th overall).
- 4/28 The Patriots traded a first-round selection in the 2007 NFL Draft (28 overall) to the San Francisco 49ers in exchange for a first-round selection in the 2008 NFL Draft and a fourth-round selection in the 2007 NFL Draft (110 overall - Later traded for WR Randy Moss).
- 4/28 The Patriots traded a third-round selection in the 2007 NFL Draft (91 overall) to the Oakland Raiders in exchange for a third-round selection in the 2008 NFL Draft and a seventh-round selection in the 2007 NFL Draft (211 overall).
- 4/29 The Patriots acquired WR Randy Moss from the Oakland Raiders in exchange for a fourth-round selection in the 2007 NFL Draft (110 overall).
- 8/7 The Patriots acquired CB Dante Wesley from the Chicago Bears in exchange for a conditional draft choice.

2008

- 4/26 The Patriots acquired a 2008 first-round selection (10 overall) and a 2008 third-round selection (78 overall) from the New Orleans Saints in exchange for a 2008 first-round selection (7 overall) and a 2008 fifth-round selection (164 overall).

2008 (Cont.)

- 4/27 The Patriots acquired a 2009 second-round selection and a 2008 fifth-round selection (160 overall) from the San Diego Chargers in exchange for a 2008 third-round selection (69 overall).
- 4/27 The Patriots acquired a 2008 fifth-round selection (153 overall) from the Tampa Bay Buccaneers in exchange for a 2008 fifth-round selection (160 overall) and a 2008 seventh-round selection (238 overall).

2009

- 2/28 The Patriots acquired a 2009 second-round selection (No. 34 overall - S Patrick Chung) from the Kansas City Chiefs in exchange for quarterback Matt Cassel and linebacker Mike Vrabel.
- 3/5 The Patriots acquired wide receiver Greg Lewis and an undisclosed selection in the 2010 NFL Draft from Philadelphia in exchange for a 2009 fifth-round selection (No. 159 overall - T Fenuki Tupou).
- 4/25 The Patriots acquired a 2009 first-round selection (No. 26 overall - LB Clay Matthews) and a 2009 fifth-round selection (No. 162 overall - T Jamon Meredith) from the Baltimore Ravens in exchange for a 2009 first-round selection (No. 23 overall - T Michael Oher).
- 4/25 The Patriots acquired a 2009 second-round selection (No. 41 overall - DB Darius Butler), a 2009 third-round selection (No. 73 overall - RB Derek Cox) and a 2009 third-round selection (No. 83 overall - WR Brandon Tate) from the Green Bay Packers in exchange for a 2009 first-round selection (No. 26 overall - LB Clay Matthews) and a 2009 fifth-round selection (No. 162 overall - T Jamon Meredith).
- 4/25 The Patriots acquired a 2009 second-round selection (No. 40 overall - DL Ron Brace) from the Oakland Raiders in exchange for a 2009 second-round selection (No. 47 overall - S Michael Mitchell), a 2009 fourth-round selection (No. 124 overall - WR Louis Murphy) and a 2009 sixth-round selection (No. 199 overall - DE Stryker Sulak).
- 4/26 The Patriots acquired a 2009 seventh-round selection (No. 232 overall) and a 2010 second-round selection from the Jacksonville Jaguars in exchange for a 2009 third-round selection (No. 73 overall - RB Derek Cox).
- 4/26 The Patriots acquired a 2010 second-round selection from the Tennessee Titans in exchange for a 2009 third-round selection (No. 89 overall - TE Jared Cook).
- 4/26 The Patriots acquired a 2009 fifth-round selection (No. 137 overall - LB Jason Phillips) and a 2009 fifth-round selection (No. 141 overall - WR Kenny McKinley) from the Philadelphia Eagles in exchange for CB Ellis Hobbs.
- 4/26 The Patriots acquired a 2009 fourth-round selection (No. 123 overall - OL Rich Ohrmberger) and a 2009 sixth-round selection (No. 198 overall - LS Jake Ingram) from the Baltimore Ravens in exchange for a 2009 fifth-round selection (No. 137 overall - LB Jason Phillips) and a 2009 fifth-round selection (No. 141 overall - WR Kenny McKinley).
- 4/30 The Patriots acquired TE Alex Smith from the Tampa Bay Buccaneers in exchange for a 2010 fifth-round draft selection.
- 8/6 The Patriots acquired LB Derrick Burgess from the Oakland Raiders in exchange for a 2010 third-round draft selection and a 2010 fifth-round selection.



PATRIOTS TRADES 2000-11

2009 (Cont.)

- 8/17 The Patriots acquired a 2010 fifth-round selection from the Denver Broncos in exchange for DL Le Kevin Smith and a 2010 seventh-round selection.
- 8/25 The Patriots acquired a seventh-round pick in 2010 from the Denver Broncos in exchange for OL Russ Hochstein.
- 9/5 The Patriots acquired a 2011 sixth-round draft selection from the New Orleans Saints in exchange for TE David Thomas.
- 9/5 The Patriots acquired TE Michael Matthews from the New York Giants for a conditional draft selection.
- 9/6 The Patriots acquired a 2011 first-round draft selection from the Oakland Raiders in exchange for DE Richard Seymour.
- 9/22 The Patriots acquired LB Prescott Burgess from the Baltimore Ravens in exchange for a conditional draft selection.

2010

- 4/23 The Patriots acquired Denver's 2010 first-round pick (24th overall) and their 2010 fourth-round pick (113th overall) during a 2010 draft day trade in exchange for the Patriots' 2010 first-round pick (22nd overall).
- 4/23 The Patriots acquired Dallas' 2010 first-round pick (27th overall) and their 2010 third-round pick (90th overall) during a 2010 draft day trade in exchange for the Patriots 2010 first-round pick (24th overall) and a 2010 fourth-round pick (119th overall).
- 4/24 The Patriots acquired Oakland's 2010 second-round pick (42nd overall) during a 2010 draft day trade in exchange for a 2010 second-round pick (44th overall) and the Patriots' assigned 2010 sixth-round pick (190th overall).
- 4/24 The Patriots acquired Arizona's 2010 second-round pick (58th overall) and 2010 third-round pick (89th overall) during a 2010 draft day trade in exchange for a 2010 second-round pick (47th overall). The Patriots had acquired the 47th overall in a draft day trade in exchange for a 2009 third-round selection (Jared Cook).
- 4/24 The Patriots acquired Carolina's 2011 second-round pick during a 2010 draft day trade in exchange for the Patriots third-round pick (89th pick overall).
- 4/24 The Patriots acquired Houston's 2010 second-round pick (62nd overall) and 2010 fifth-round pick (150th overall) during a draft day trade in exchange for the Patriots 2010 second-round pick (58th overall).
- 4/24 The Patriots acquired Washington's 2010 seventh-round pick (208th overall) during a 2010 draft day trade in exchange for two Patriots 2010 seventh-round picks (229th overall) and (231st overall).
- 8/23 The Patriots acquired OL Quinn Ojinnaka from the Atlanta Falcons for a 2011 seventh-round draft choice.
- 9/5 The Patriots acquired S Jarrad Page from the Kansas City Chiefs for a 2012 seventh-round pick.
- 9/5 The Patriots acquired LB Tracy White and a 2012 seventh-round pick from the Philadelphia Eagles for 2012 sixth-round pick.
- 9/14 The Patriots traded RB Laurence Maroney and a 2011 sixth-round draft choice to the Denver Broncos for a fourth-round pick in 2011.
- 10/6 The Patriots traded WR Randy Moss and a seventh round draft pick in 2012 to the Minnesota Vikings for a 2011 third-round pick (74th overall).

2010 (Cont.)

- 10/12 The Patriots acquired WR Deion Branch in a trade with the Seattle Seahawks in exchange for 2011 fourth-round pick (99th overall).

2011

- 4/28 The Patriots acquired New Orleans 2012 first-round pick and their 2011 second-round pick (56th overall) during a 2011 draft day trade in exchange for the Patriots' 2011 first-round pick (28th overall).
- 4/29 The Patriots acquired Houston's 2011 third-round pick (73rd overall) and 2011 fifth-round pick (138th overall) in exchange for the Patriots' 2011 second-round pick (60th overall).
- 4/29 The Patriots acquired Oakland's 2012 second-round pick and 2011 seventh-round pick (219th overall) in exchange for the Patriots' 2011 third-round pick (92nd overall) and 2011 fourth-round pick (125th overall).
- 4/30 The Patriots acquired Philadelphia's 2011 sixth-round pick (194th overall) in exchange for the Patriots' 2011 sixth-round pick (193rd overall).
- 7/29 The Patriots acquired DL Albert Haynesworth in a trade with the Washington Redskins in exchange for an undisclosed draft consideration.
- 7/29 The New England Patriots acquired WR Chad Ochocinco in a trade with the Cincinnati Bengals in exchange for undisclosed draft consideration.

Great execution has its rewards . . .



*Whether you are scoring
on the field . . .*

*or bringing products to
market around the world.*

discover.
satisfaction



When your supply chain execution is in the best hands possible.

As a leading provider of global supply chain management services and solutions, ModusLink has decades of experience helping technology companies bring their products to market around the world with greater **efficiency, speed** and **cost savings**.

Contact us today . . .
and **discover** the satisfaction
of great execution!

info@moduslink.com
781-663-5000


ModusLink
GLOBAL SOLUTIONS

www.moduslink.com

RESULTS



PATRIOTS IN THE PRESEASON

ALL-TIME PRESEASON RESULTS

1960	4-1				ATTEND.
7/30	W	28-7	at	Buffalo	16,000
8/5	W	43-6	*	Denver	4,706
8/14	L	14-24	*	Dallas Texans	11,000
8/21	W	21-0	*	Buffalo	7,500
8/28	W	28-14	*	Oakland	4,000
*at Philadelphia \$-at Worcester #-at Amherst					
1961	3-1				
8/10	W	14-3		N.Y. Titans	15,387
8/19	L	14-17	*	N.Y. Titans	73,916
8/25	W	28-10	*	Buffalo	4,762
9/1	W	15-12	at	Buffalo	9,022
*at Philadelphia \$-at Providence					
1962	2-3				
8/11	W	20-21	*	Oakland	9,000
8/15	W	12-7	at	Buffalo	22,112
8/18	L	10-20	\$	Houston Oilers	31,000
8/25	W	17-10	#	N.Y. Titans	11,118
9/1	L	6-7	at	Buffalo	8,783
*at Providence \$-at New Orleans #-at Lowell, Mass.					
1963	0-5				
8/4	L	17-24	at	Oakland	9,721
8/10	L	17-50	at	San Diego	16,427
8/14	L	20-21	*	Houston Oilers	9,387
8/24	L	14-24	at	Buffalo	17,697
9/1	L	20-22	\$	N.Y. Jets	12,500
*at Lowell, Mass. \$-New Brunswick, N.J.					
1964	0-5				
8/9	L	7-38		Houston Oilers	20,087
8/18	L	7-23	*	N.Y. Jets	6,390
8/22	L	20-21	\$	N.Y. Jets	11,500
8/28	L	14-24	at	Buffalo	12,566
9/5	L	17-27	at	Denver	20,568
*at Lowell, Mass. \$-at New Brunswick, N.J.					
1965	0-5				
8/8	L	0-23		Buffalo	23,674
8/13	L	16-26	*	N.Y. Jets	8,000
8/21	L	6-27	at	Houston Oilers	30,142
8/28	L	0-17	\$	N.Y. Jets	9,217
9/4	L	7-34	at	Kansas City	15,157
*at Allentown, Pa. \$-at Norfolk, Va.					
1966	1-3				
8/7	L	13-19		Buffalo	23,291
8/20	W	21-10	*	Oakland	36,038
8/27	L	13-31	at	San Diego	11,894
9/1	L	3-41	\$	N.Y. Jets	2,000
*at Anaheim, Calif. \$-at Mobile, Ala.					
1967	1-3				
8/4	L	13-55	*	N.Y. Jets	16,000
8/13	L	3-33	\$	Baltimore Colts	29,313
8/20	W	13-10	\$	Buffalo	15,300
8/26	L	7-13	\$	Washington	15,523
*at Bridgeport, Conn. \$-at Rochester, N.Y.					
1968	1-3				
8/10	L	0-19	at	New Orleans	54,400
8/17	L	3-25	*	N.Y. Jets	14,000
8/23	W	19-17	\$	Miami	15,003
9/2	L	20-22		Philadelphia	31,404
*at Richmond, Va. \$-at Jacksonville, Fla.					
1969	2-3				
8/10	W	21-13	*	Cincinnati	16,900
8/17	L	16-34		Atlanta	24,084
8/25	L	9-22	\$	Detroit	8,212
8/31	W	26-10	#	Denver	18,375
9/6	L	0-13	%	Miami	18,000
*at Bowling Green, Ohio \$-at Montreal #-at Jacksonville, Fla. %-at Birmingham, Ala.					
1970	0-4				
8/16	L	21-45		Washington	25,584
8/29	L	0-26	*	New Orleans	32,000
9/4	L	3-31	\$	Pittsburgh	22,000
9/11	L	14-16	#	Denver	17,832
*at Jackson, Miss. \$-at Shevport, La #-at Salt Lake City, Utah					
1971	1-5				
8/8	L	10-27	at	Minnesota	31,813
8/15	W	20-14		N.Y. Giants	60,423
8/22	L	14-28	at	Buffalo	31,610
8/29	L	21-31		L.A. Rams	53,271
9/5	L	35-45		Atlanta	48,631
9/10	L	9-38	*	N.Y. Jets	28,082
*-at Memphis, Tenn.					
1972	2-4				
8/5	L	24-31	at	Oakland	53,661
8/12	L	20-29	at	Philadelphia	30,000
8/20	W	27-17		Chicago	50,892
8/27	L	10-31		N.Y. Giants	51,470
9/2	L	24-49	at	Denver	37,128
9/10	W	34-30		Detroit	47,684
1973	1-5-1				
7/28	L	7-20	*	San Francisco	19,685
8/5	T	17-17		Oakland	43,914
8/12	L	7-13		N.Y. Giants	49,209
8/18	L	10-27	at	Atlanta	56,239
8/25	W	31-6	at	New Orleans	64,131
9/2	L	14-35		Washington	50,369
9/7	L	21-34	at	Detroit	50,104
*-at Canton, Ohio					

PRESEASON SERIES RECORDS

TEAM	GP	W	L	T	PCT.	PF	PA
Ariz./Phx/St. L. Cardinals	3	2	1	0	.667	51	65
Atlanta Falcons	12	6	6	0	.500	287	282
Baltimore Ravens	1	0	1	0	.000	15	16
Buffalo Bills	13	6	7	0	.462	191	201
Carolina Panthers	6	4	2	0	.667	136	82
Chicago Bears	2	2	0	0	1.000	65	40
Cincinnati Bengals	6	2	4	0	.333	84	104
Cleveland Browns	3	1	2	0	.333	57	52
Dallas Cowboys	5	4	1	0	.800	123	74
Denver Broncos	8	3	5	0	.375	193	176
Detroit Lions	7	2	5	0	.286	113	202
Green Bay Packers	13	7	6	0	.538	238	201
Houston Texans	0	0	0	0	.000	0	0
Indianapolis/Balt. Colts	2	0	2	0	.000	17	67
Jacksonville Jaguars	2	1	1	0	.500	47	43
K.C. Chiefs/Dallas Texans	6	3	3	0	.500	132	112
Miami Dolphins	2	1	1	0	.500	19	30
Minnesota Vikings	5	3	2	0	.600	105	96
New Orleans Saints	9	5	4	0	.555	194	187
New York Giants	21	8	13	0	.380	365	397
New York Jets/Titans	12	2	10	0	.167	129	298
Oakland/L.A. Raiders	12	5	6	1	.434	269	246
Philadelphia Eagles	19	10	9	0	.526	390	330
Pittsburgh Steelers	5	1	4	0	.200	66	122
San Diego Chargers	7	2	5	0	.286	118	178
San Francisco 49ers	4	1	3	0	.250	55	51
Seattle Seahawks	2	1	1	0	.500	40	42
St. Louis/L.A. Rams	9	4	5	0	.444	191	178
Tampa Bay Buccaneers	9	2	7	0	.222	137	251
Tenn. Titans/Houston Oilers	6	0	6	0	.000	81	160
Washington Redskins	20	13	7	0	.650	475	391
TOTALS	231	101	129	1	.437	4,382	4,674

PRESEASON BREAKDOWN

HOME.....	50-50-1	1960s.....	14-32-0
ROAD.....	40-61-0	1970s.....	25-28-1
NEUTRAL.....	11-18-0	1980s.....	18-23-0
AFC/AFL.....	28-57-1	1990s.....	17-24-0
NFC/NFL.....	73-72-0	2000s.....	23-18-0
.....	2-2-0	2010s.....	2-2-0
AUGUST.....	89-106-1	OPENERS.....	19-32-0
SEPTEMBER.....	10-21-0	HOME OPENERS.....	20-31-1
		INTERNATIONAL.....	1-3-0

1974	4-2				
8/2	W	21-16	at	Washington	16,405
8/11	L	6-21		N.Y. Giants	17,992
8/18	W	7-3		New Orleans	20,546
8/24	W	23-14	at	San Diego	18,903
8/31	L	21-27	*	Denver	18,000
9/8	W	27-17		Philadelphia	35,412
*at Spokane, Wash.					

1975	3-2				
8/10	L	14-28		N.Y. Giants	40,726
8/17	W	36-10		Minnesota	40,218
8/22	L	10-24	at	Philadelphia	40,156
8/30	W ot	20-17	*	Green Bay	51,769
9/7	W	31-24		San Diego	39,502
*-at Milwaukee, Wisc.					

1976	3-3				
8/1	W ot	13-7		N.Y. Giants	30,032
8/6	L	17-26	*	San Diego	23,800
8/15	L	14-16		Green Bay	30,552
8/21	W	28-17	at	Atlanta	30,619
8/30	L	27-30	at	Cleveland	36,016
9/5	W	27-7		Philadelphia	32,254
*-at Norman, Okla.					

1977	5-1				
8/6	W	19-3	at	N.Y. Giants	44,471
8/13	W	38-3	*	Green Bay	53,244
8/22	L	10-21	at	Philadelphia	28,025
8/28	W ot	13-10		Pittsburgh	43,779
9/4	W	45-7		Washington	41,053
9/11	W	29-10		Atlanta	41,346
*-at Milwaukee, Wisc.					

1978	4-0				
8/5	W	14-7	at	L.A. Rams	60,134
8/12	W	21-7	at	Oakland	53,335
8/20	W	24-7		Kansas City	39,043
8/27	W	21-10		Cleveland	42,696



PATRIOTS IN THE PRESEASON

1979	2-2								
8/4	W	37-14	at	Atlanta	59,725				
8/12	L	3-15		L.A. Rams	44,955				
8/19	W	35-14		Oakland	45,518				
8/24	L ot	17-20	at	Denver	75,103				

1980	1-3								
8/11	W	35-31	at	L.A. Rams	66,656				
8/16	L	29-31	at	Oakland	41,649				
8/24	L	17-23		Philadelphia	45,207				
8/29	L	23-30	at	Seattle	64,759				

1981	4-0								
8/10	W	34-21	at	L.A. Rams	69,006				
8/15	W	17-16	at	Tampa Bay	66,553				
8/22	W	23-21		Oakland	43,032				
8/30	W	19-10		Washington	44,078				

1982	1-3								
8/14	L	20-24	*	Pittsburgh	93,251				
8/20	L	7-14		Philadelphia	56,431				
8/28	L	21-36	at	Dallas	50,118				
9/4	W	41-27		Green Bay	39,888				

*-at Knoxville, Tenn.

1983	0-4								
8/6	L	16-27	*	Pittsburgh	42,816				
8/14	L	15-17	at	San Francisco	50,043				
8/20	L	7-13	at	L.A. Rams	40,190				
8/26	L	21-41	at	Tampa Bay	52,108				

*-at Knoxville, Tenn.

1984	2-2								
8/3	L	20-48		N.Y. Giants	34,751				
8/11	L	13-23	at	Buffalo	19,578				
8/17	W	31-27	at	Washington	35,932				
8/24	W	36-7		Kansas City	22,721				

1985	1-3								
8/10	L	20-32		New Orleans	27,014				
8/17	W	31-13	at	Kansas City	35,162				
8/23	L	36-37	at	Washington	50,538				
8/31	L	13-14	at	L.A. Rams	39,911				

1986	4-1								
8/2	W	21-16	*	St. Louis Cardinals	22,739				
8/10	W	18-7		Washington	37,335				
8/16	W	38-34	at	New Orleans	54,364				
8/22	L	10-24	at	L.A. Raiders	44,352				
8/30	W	16-9	at	Green Bay	50,642				

*-at Canton, Ohio

1987	2-2								
8/16	L	17-19		N.Y. Giants	50,014				
8/23	L ot	13-19		Philadelphia	38,734				
8/29	W	38-27	at	Minnesota	49,339				
9/4	W	14-13	*	Atlanta	52,508				

*-at Jacksonville, Fla.

1988	1-3								
8/6	L	30-34		Atlanta	32,949				
8/13	L	14-27	*	Houston Oilers	48,113				
8/20	W	24-21	at	Philadelphia	41,502				
8/31	L	21-27		Cincinnati	30,941				

*-at Memphis, Tenn.

1989	2-2								
8/12	L	17-20	*	N.Y. Giants	32,398				
8/19	W	17-12		Seattle	48,746				
8/26	W	23-7	at	Atlanta	21,118				
9/1	L	0-16		Green Bay	26,549				

*-at St. Louis

1990	0-4								
8/9	L	14-30	*	Pittsburgh	26,869				
8/18	L	10-44	\$	Tampa Bay	51,066				
8/24	L ot	10-13		Cincinnati	23,768				
8/31	L	14-45		Atlanta	24,106				

*-at Montreal \$-at Jacksonville, Fla.

1991	1-3								
8/3	L	7-28	at	Green Bay	52,852				
8/10	L	6-27		Washington	16,757				
8/17	L	0-46	at	Phoenix Cardinals	51,070				
8/24	W	24-6		N.Y. Giants	21,147				

1992	1-3								
8/8	L	14-34	at	Indianapolis	42,786				
8/14	L	10-20		San Diego	18,626				
8/22	L	9-42	at	Detroit	53,682				
8/29	W	34-10	at	Green Bay	47,152				

1993	1-3								
8/7	L	7-13	at	San Diego	46,286				
8/14	L	9-12	*	Cleveland	33,021				
8/20	W	21-17		Green Bay	24,909				
8/27	L	20-27		Kansas City	46,501				

*-at Toronto

1994	3-1								
8/5	W	24-6		New Orleans	37,800				
8/13	W	28-10	at	L.A. Rams	24,847				
8/18	W	27-17		Washington	45,394				
8/26	L	20-24	at	Green Bay	57,722				

1995	1-3								
8/4	L	17-30		Detroit	52,634				
8/12	W	21-14		Minnesota	56,241				
8/17	L	7-31	at	Philadelphia	53,072				
8/25	L	24-32	at	Oakland	51,709				

1996	3-1								
8/2	L	7-24	at	Green Bay	57,918				
8/12	W	31-7		Dallas	57,874				
8/18	W	37-10		Philadelphia	55,606				
8/23	W	27-19		Washington	48,242				

1997	3-1								
7/31	L	3-7	at	Green Bay	60,778				
8/8	W	16-10		Dallas	60,292				
8/17	W	31-21		Denver	55,354				
8/21	W	28-14	at	Philadelphia	40,000				

1998	3-2								
8/2	L	13-14	at	San Francisco	46,374				
8/9	L	0-28		Minnesota	54,111				
8/17	W	21-3	*	Dallas	106,424				
8/22	W	20-17	at	Washington	63,781				
8/29	W	24-7		Philadelphia	59,001				

*-at Mexico City

1999	1-3								
8/13	L	14-20		Washington	53,440				
8/21	W	34-14		Dallas	50,816				
8/28	L	14-45	at	Tampa Bay	64,092				
9/2	L	20-23	at	Carolina	52,976				

2000	3-2								
7/31	W	20-0	*	San Francisco	22,840				
8/4	W	13-10	at	Detroit	48,929				
8/11	L	20-30	at	Washington	67,511				
8/20	L	21-31		Tampa Bay	60,292				
8/24	W	29-21		Carolina	60,292				

*-at Canton, Ohio

2001	3-1								
8/10	W	14-0		N.Y. Giants	60,292				
8/18	W	23-8	at	Carolina	71,597				
8/25	L	3-20	at	Tampa Bay	65,444				
8/30	W	33-13		Washington	60,292				

2002	3-1								
8/10	L	19-22	at	N.Y. Giants	76,359				
8/17	W	16-15		Philadelphia	68,436				
8/23	W	23-3		Carolina	68,436				
8/29	W	28-14	at	Washington	70,118				

2003	4-0								
8/7	W	26-6		N.Y. Giants	68,436				
8/16	W	20-13	at	Washington	68,980				
8/22	W	24-12	at	Philadelphia	66,279				
8/27	W	38-23		Chicago	68,436				

2004	1-3								
8/13	W	24-6		Philadelphia	68,756				
8/21	L	3-31	at	Cincinnati	50,287				
8/28	L	17-20	at	Carolina	72,829				
9/2	L	0-31		Jacksonville	68,756				

2005	2-2								
8/12	W	23-13	at	Cincinnati	55,544				
8/18	L	27-37		New Orleans	68,756				
8/26	W	27-3	at	Green Bay	69,501				
9/1	L	3-27		N.Y. Giants	68,756				

2006	2-2								
8/11	L	23-26	at	Atlanta	69,283				
8/19	W	30-3		Arizona	68,756				
8/26	W	41-0		Washington	68,756				
8/31	L	23-31	at	N.Y. Giants	76,428				

2007	2-2								
8/10	L	10-13	at	Tampa Bay	65,130				
8/17	L	24-27		Tennessee	68,756				
8/24	W	24-7	at	Carolina	72,882				
8/30	W	27-20		N.Y. Giants	68,756				

2008	0-4								
8/7	L	15-16	at	Baltimore	68,756				
8/17	L	10-27	at	Tampa Bay	63,365				
8/22	L	17-27	at	Philadelphia	68,756				
8/28	L	14-19	at	N.Y. Giants	76,798				

2009	3-1								
8/13	W	27-25	at	Philadelphia	69,144				
8/20	L	6-7		Cincinnati	68,756				
8/28	W	27-24	at	Washington	69,384				
9/3	W	38-27		N.Y. Giants	68,756				

2010	2-2				
8/12	W	27-24		New Orleans	68,756
8/19	W	28-10	at	Atlanta	66,783
8/26	L	35-36		St. Louis	68,756
9/2	L	17-20	at	N.Y. Giants	72,146

ALL-TIME SERIES STANDINGS

ALL-TIME RECORD VS. OPPONENTS

TEAM	OVERALL RECORD (REG. SEASON AND PLAYOFFS)						FIRST MEETING	LAST MEETING	PLAYOFFS		
	GP	W	L	T	PCT	PA			GP	W	L
Ariz./Phx./St. L. Cardinals	12	6	6	0	.500	238	1970	2008	-	-	-
Atlanta Falcons	12	6	6	0	.500	219	1972	2009	-	-	-
Baltimore Ravens	7	6	1	0	.857	181	1996	2010	1	0	1
Buffalo Bills	104	62	41	1	.601	2,235	1,883	1960	2011	1	1
Carolina Panthers	5	3	2	0	.600	124	92	1995	2009	1	1
Chicago Bears	12	8	4	0	.666	247	196	1973	2010	1	0
Cincinnati Bengals	22	14	8	0	.636	440	471	1968	2010	-	-
Cleveland Browns	22	9	13	0	.409	365	409	1971	2010	1	0
Dallas Cowboys	11	4	7	0	.363	216	234	1971	2011	-	-
Denver Broncos	44	17	27	0	.386	905	1,020	1960	2011	2	0
Detroit Lions	10	6	4	0	.600	205	214	1971	2010	-	-
Green Bay Packers	10	5	5	0	.500	200	250	1973	2010	1	0
Houston Texans	3	2	1	0	.667	90	61	2003	2009	-	-
Indianapolis/Balt. Colts	75	46	29	0	.613	1,778	1,413	1970	2011	3	2
Jacksonville Jaguars	9	8	1	0	.889	229	137	1996	2009	4	3
K.C. Chiefs/Dallas Texans	32	13	16	3	.453	653	755	1960	2011	-	-
Miami Dolphins	93	43	50	0	.462	1,932	2,031	1966	2011	3	2
Minnesota Vikings	11	7	4	0	.636	230	237	1970	2010	-	-
New Orleans Saints	12	8	4	0	.667	270	252	1972	2009	-	-
New York Giants	10	5	5	0	.500	176	184	1970	2011	1	0
New York Jets/Titans	106	53	52	1	.505	2,388	2,243	1960	2011	3	2
Oakland/L.A. Raiders	33	17	15	1	.530	748	808	1960	2011	3	2
Philadelphia Eagles	12	6	6	0	.500	265	269	1973	2011	1	1
Pittsburgh Steelers	26	11	15	0	.423	536	566	1972	2011	4	3
San Diego/L.A. Chargers	39	22	15	2	.590	915	804	1960	2011	3	2
San Francisco 49ers	11	4	7	0	.364	198	264	1971	2008	-	-
Seattle Seahawks	15	8	7	0	.533	298	271	1977	2008	-	-
St. Louis/L.A. Rams	11	6	5	0	.545	223	215	1974	2008	1	1
Tampa Bay Buccaneers	7	5	2	0	.714	159	90	1976	2009	-	-
Tenn. Titans/Houston Oilers	39	22	16	1	.577	954	794	1960	2009	2	1
Washington Redskins	9	3	6	0	.333	205	195	1972	2011	-	-
Totals	807	422	377	9	.528	17,309	16,650	1960	2010	36	21

2010 Opponents in BOLD

PATRIOTS IN PRIME TIME

The Patriots have played in 86 prime-time games (beginning after 7:00 p.m. ET) and have compiled a 45-41 record in those games.

MONDAY NIGHT (21-22)

ESPN (9-1)			
Date	W/L	Score	Opponent
10/30/06	W	31-7	at Minnesota
10/01/07	W	34-13	at Cincinnati
12/03/07	W	27-24	at Baltimore
10/20/08	W	41-7	Denver
09/14/09	W	25-24	Buffalo
11/30/09	L	17-38	at New Orleans
10/04/10	W	41-14	at Miami
12/06/10	W	45-3	N.Y. Jets
09/12/12	W	38-24	at Miami
11/21/11	W	34-3	Kansas City

ABC (12-21)

Date	W/L	Score	Opponent
11/06/72	L	17-24	Baltimore
12/01/75	L	7-20	at Miami
10/18/76	W	41-7	at Cincinnati
09/26/77	L	27-30	at Cleveland
09/18/78	L	27-34	Baltimore
12/18/78	L	3-23	at Miami
09/03/79	L	13-16	Pittsburgh
10/01/79	L	14-27	at Green Bay
09/29/80	W	23-14	Denver
11/10/80	L	34-38	at Houston
12/08/80	L	13-16	at Miami
09/21/81	L	35-21	Dallas
12/16/85	L	27-30	at Miami
12/22/86	W	34-27	at Miami
09/21/87	L	24-43	at N.Y. Jets
12/28/87	W	24-10	at Miami
10/23/95	W	27-14	Buffalo
10/06/97	L	13-34	at Denver
12/27/97	L	10-28	Green Bay
12/22/97	W	14-12	at Denver
09/07/98	L	21-27	at N.Y. Jets
11/09/98	L	14-24	N.Y. Jets
11/23/98	W	26-23	Miami
11/15/99	L	17-24	N.Y. Jets
09/11/00	L	19-20	at N.Y. Jets
12/04/00	W	30-24	Kansas City
09/09/02	W	30-14	Pittsburgh
12/16/02	L	7-24	at Tennessee
11/03/03	W	30-26	at Denver
11/22/04	W	27-19	at Kansas City
12/20/04	L	28-29	at Miami
11/07/05	L	21-40	Indianapolis
12/26/05	W	31-21	at N.Y. Jets

SUNDAY NIGHT (18-14)

NBC (6-5)			
Date	W/L	Score	Opponent
09/24/06	L	7-17	Denver
11/07/06	L	20-27	Indianapolis
09/16/07	W	38-14	San Diego
11/18/07	W	56-0	at Buffalo
11/25/07	W	31-28	Philadelphia
10/12/08	L	10-30	at San Diego
11/02/08	L	15-18	at Indianapolis
11/15/09	L	34-35	at Indianapolis
11/14/10	W	39-26	at Pittsburgh
12/19/10	W	31-27	Green Bay
11/13/11	W	37-16	at N.Y. Jets

ESPN (9-6)

Date	W/L	Score	Opponent
11/08/87	L	10-17	at N.Y. Giants
11/20/88	W	6-3	at Miami
12/10/89	L	10-31	at Miami
11/10/91	L	20-30	at Miami
11/27/94	W	12-10	at Indianapolis
10/01/96	W	45-7	at San Diego
09/13/98	W	29-6	at Indianapolis
09/26/99	W	16-14	N.Y. Giants
10/25/99	W	13-6	Dallas
11/18/01	L	17-24	St. Louis
11/17/02	L	20-27	at Oakland
12/22/02	L	17-30	N.Y. Jets
11/16/03	W	12-0	Dallas
11/14/04	W	29-6	Buffalo
10/30/05	W	21-16	Buffalo

TNT (2-3)

Date	W/L	Score	Opponent
10/04/92	L	21-30	at N.Y. Jets
09/26/93	L	7-45	at N.Y. Jets
10/08/95	L	3-37	at Denver
10/27/96	W	28-25	Buffalo
09/14/97	W	27-24	N.Y.

ABC (1-0)

Date	W/L	Score	Opponent
09/24/78	W	21-14	at Oakland

THURSDAY NIGHT (3-3)

ABC (3-1)			
Date	W/L	Score	Opponent
11/29/79	L	24-39	at Miami
09/11/86	W	20-6	at N.Y. Jets
09/03/04	W	27-24	Indianapolis
09/08/05	W	30-20	Oakland

NFL NETWORK (0-1)			
Date	W/L	Score	Opponent
11/13/08	L	31-34	N.Y. Jets

TNT (0-1)			
Date	W/L	Score	Opponent
10/18/90	L	10-17	at Miami

SATURDAY NIGHT (2-1)

ESPN (1-1)			
Date	W/L	Score	Opponent
12/23/95	L	7-10	at Indianapolis
12/20/03	W	21-16	at N.Y. Jets

NFL NETWORK (1-0)			
Date	W/L	Score	Opponent
12/29/07	W	38-35	at N.Y. Giants

PRIME-TIME PLAYOFF GAMES

All five games played on Saturdays

CBS (3-1)			
Date	W/L	Score	Opponent
01/19/02	W	16-13	Oakland
01/10/04	W	17-14	Tennessee
01/14/06	L	13-27	at Denver
01/12/08	W	31-20	Jacksonville

ABC (1-0)			
Date	W/L	Score	Opponent
01/07/06	W	28-3	Jacksonville



SERIES RESULTS

(includes playoff games)

ARIZONA CARDINALS

Patriots 6, Cardinals 6

11/08/70	L	0-31	A
11/02/75	L	17-24	A
09/10/78	W	16-6	A
11/29/81	L	20-27	H
12/02/84	L	10-33	H
11/25/90	L	14-34	A
09/29/91	L	10-24	A
10/10/93	W	23-21	A
09/15/96	W	31-0	H
10/31/99	W	27-3	A
09/19/04	W	23-12	A
12/21/08	W	47-7	H

Note: Franchise located in St. Louis from 1960-87,
Named Phoenix Cardinals from 1988-94

ATLANTA FALCONS

Patriots 6, Falcons 6

09/24/72	W	21-20	H
12/04/77	W	16-10	A
09/14/80	L	21-37	H
10/30/83	L	13-24	A
11/02/86	W	25-17	H
10/15/89	L	15-16	A
11/29/92	L	0-34	A
10/01/95	L	17-30	A
11/08/98	L	10-41	H
11/04/01	W	24-10	A
10/09/05	W	31-28	A
09/27/09	W	26-10	H

BALTIMORE RAVENS

Patriots 6, Ravens 1

10/06/96	W	46-38	A
01/02/00	W	20-3	H
11/28/04	W	24-3	H
12/03/07	W	27-24	A
10/04/09	W	27-21	H
01/10/10*	L	14-33	H
10/17/10	W	23-20	OT H

* = Playoffs

BUFFALO BILLS

Patriots 62, Bills 41 (Tie)

09/23/60	L	0-13	H
12/04/60	L	14-38	A
09/23/61	W	23-21	A
10/22/61	W	52-21	H
11/03/62	T	28-28	A
11/23/62	W	21-10	H
10/26/63	L	21-28	A
12/01/63	W	17-7	H
12/28/63*	W	26-8	A
11/15/64	W	36-28	A
12/20/64	L	14-24	H
09/11/65	L	7-24	A
11/07/65	L	7-23	H
10/08/66	W	20-10	A
12/04/66	W	14-3	H
09/24/67	W	23-0	A
12/09/67	L	16-44	H
09/08/68	W	16-7	A
10/20/68	W	23-6	H
10/11/69	L	16-23	A
11/23/69	W	35-21	H
11/01/70	L	10-45	H
11/29/70	W	14-10	A
11/14/71	W	38-33	H
11/28/71	L	20-27	A
10/08/72	L	14-38	A
11/19/72	L	24-27	H
09/16/73	L	13-31	H
12/09/73	L	13-37	A
10/20/74	L	28-30	A
11/03/74	L	28-29	H
11/23/75	L	31-45	A
12/14/75	L	14-34	A
10/24/76	W	26-22	A
11/07/76	W	20-10	H

11/06/77	L	14-24	H
11/20/77	W	20-7	A
11/05/78	W	14-10	A
12/10/78	W	26-24	H
11/04/79	W	26-6	A
11/25/79	L	13-16	OT H
10/26/80	L	13-31	A
12/14/80	W	24-2	H
11/22/81	L	17-20	A
12/13/81	L	10-19	H
01/02/83	W	30-19	H
10/23/83	W	31-0	A
11/06/83	W	21-7	H
09/02/84	W	21-17	A
11/11/84	W	38-10	H
09/22/85	W	17-14	A
10/13/85	W	14-3	H
10/26/86	W	23-3	A
11/23/86	W	22-19	H
10/11/87	W	14-7	H
12/20/87	W	13-7	A
09/18/88	L	14-16	H
10/23/88	L	20-23	A
10/01/89	L	10-31	A
11/19/89	W	33-24	H
10/28/90	L	10-27	H
11/18/90	L	0-14	A
11/03/91	L	17-22	A
11/24/91	W	16-13	H
09/27/92	L	7-41	H
11/01/92	L	7-16	A
09/05/93	L	14-38	A
11/07/93	L	10-13	OT H
09/11/94	L	35-38	H
12/18/94	W	41-17	A
10/23/95	W	27-14	H
11/26/95	W	35-25	A
09/08/96	L	10-17	A
10/27/96	W	28-25	H
10/12/97	W	33-6	H
11/09/97	W	31-10	A
11/15/98	L	10-13	A
11/29/98	W	25-21	H
11/28/99	L	7-17	A
12/26/99	L	10-13	OT H
11/05/00	L	13-16	OT H
12/17/00	W	13-10	OT A
11/11/01	W	21-11	H
12/16/01	W	12-9	OT A
11/03/02	W	38-7	A
12/08/02	W	27-17	H
09/07/03	L	0-31	A
12/27/03	W	31-0	H
10/03/04	W	31-17	A
11/14/04	W	29-6	H
10/30/05	W	21-16	H
12/11/05	W	35-7	A
09/10/06	W	19-17	H
10/22/06	W	28-6	A
09/23/07	W	38-7	H
11/18/07	W	56-10	A
11/09/08	W	20-10	H
12/28/08	W	13-0	A
09/14/09	W	25-24	H
12/20/09	W	17-10	A
09/26/10	W	38-30	H
12/26/10	W	34-3	A
09/25/11	L	34-31	A
01/01/12	W	49-21	H

* = Playoffs

CAROLINA PANTHERS

Patriots 3, Panthers 2

10/29/95	L	17-20	OT H
01/06/02	W	38-6	A
02/01/04*	W	32-29	N
09/18/05	L	17-27	A
12/13/09	W	20-10	H

* = Super Bowl XXXVIII

CHICAGO BEARS

Patriots 8, Bears 4

10/21/73	W	13-10	A
10/14/79	W	27-7	A
12/05/82	L	13-26	A
09/15/85	L	7-20	A
01/26/86*	L	10-46	N
10/30/88	W	30-7	H
12/24/94	W	13-3	A
09/21/97	W	31-3	H
12/10/00	L	17-24	A
11/10/02	W	33-30	A
11/26/06	W	17-13	H
12/12/10	W	36-7	A

Note: The game on Nov. 10, 2002 was played in
Champaign, Ill.

* = Super Bowl XX

CINCINNATI BENGALS

Patriots 14, Bengals 8

12/01/68	W	33-14	H
11/16/69	W	25-14	A
12/20/70	L	7-45	A
09/17/72	L	7-31	H
10/12/75	L	10-27	A
10/15/78	W	10-3	A
09/16/79	W	20-14	A
10/14/84	W	20-14	H
12/22/85	W	34-23	H
12/07/86	L	7-31	H
10/16/88	W	27-21	H
09/23/90	L	7-41	A
12/22/91	L	7-29	A
12/20/92	L	10-20	A
12/12/93	W	7-2	H
09/18/94	W	31-28	A
11/19/00	W	16-13	H
09/09/01	L	17-23	A
12/12/04	W	35-28	H
10/01/06	W	38-13	A
10/01/07	W	34-13	A
09/12/10	W	38-24	H

CLEVELAND BROWNS

Browns 13, Patriots 9

11/21/71	L	7-27	A
11/10/74	L	14-21	H
09/26/77	L	27-30	OT A
09/07/80	W	34-17	H
11/21/82	L	7-10	A
11/20/83	L	0-30	H
10/07/84	W	17-16	A
10/06/85	L	20-24	A
10/04/87	L	10-20	H
09/08/91	L	0-20	H
10/25/92	L	17-19	H
12/19/93	W	20-17	A
11/06/94	L	6-13	A
01/01/95*	L	13-20	A
09/03/95	W	17-14	H
10/03/99	W	19-7	A
11/12/00	L	11-19	A
12/09/01	W	27-16	H
10/26/03	W	9-3	H
12/05/04	W	42-15	A
10/07/07	W	34-17	H
11/07/10	L	14-34	A

* = Playoffs

DALLAS COWBOYS

Cowboys 7, Patriots 4

10/24/71	L	21-44	A
11/16/75	L	31-34	H
12/03/78	L	10-17	A
09/21/81	L	21-35	H
11/22/84	L	17-20	A
11/15/87	L	17-23	OT H
12/15/96	L	6-12	A
12/05/99	W	13-6	H
11/16/03	W	12-0	H



SERIES RESULTS

10/14/07	W	48-27	A
10/16/11	W	20-16	H

DENVER BRONCOS

Broncos 27, Patriots 17

09/09/60	L	10-13	H
10/23/60	L	24-31	A
09/16/61	W	45-17	H
12/03/61	W	28-24	A
09/21/62	W	41-16	H
11/11/62	W	33-29	A
09/29/63	L	10-14	A
10/18/63	W	40-21	H
10/04/64	W	39-10	A
11/20/64	W	12-7	H
09/24/65	L	10-27	H
12/12/65	W	28-20	A
09/18/66	W	24-10	A
11/06/66	L	10-17	H
09/03/67	L	21-26	A
09/29/68	W	20-17	A
11/03/68	L	14-35	H
09/14/69	L	7-35	A
12/17/72	L	21-45	A
11/28/76	W	38-14	H
11/11/79	L	10-45	A
09/29/80	W	23-14	H
11/04/84	L	19-26	A
09/28/86	L	20-27	A
01/04/87*	L	17-22	A
12/06/87	L	20-31	A
12/17/88	L	10-21	A
10/27/91	L	6-9	H
12/01/91	L	3-20	A
10/08/95	L	3-37	H
11/17/96	L	8-34	H
10/06/97	L	13-34	A
09/07/98	L	21-27	A
10/24/99	W	24-23	H
10/01/00	W	28-19	A
10/28/01	L	20-31	A
10/27/02	L	16-24	H
11/03/03	W	30-26	A
10/16/05	L	20-28	A
01/14/06*	L	13-27	A
09/24/06	L	7-17	H
10/20/08	W	41-7	H
10/11/09	L	17-20	OT
12/18/11	W	41-23	A

* = Playoffs

DETROIT LIONS

Patriots 6, Lions 4

09/26/71	L	7-34	H
10/10/76	L	10-30	A
10/07/79	W	24-17	H
12/08/85	W	23-6	H
09/12/93	L	16-19	OT
09/25/94	W	23-17	A
11/23/00	L	9-34	A
11/28/02	W	20-12	A
12/03/06	W	28-21	H
11/25/10	W	45-24	A

GREEN BAY PACKERS

Patriots 5, Packers 5

11/18/73	W	33-24	H
10/01/79	L	14-27	A
09/08/85	W	26-20	H
10/09/88	L	3-45	A
10/02/94	W	17-16	H
01/26/97*	L	21-35	N
10/27/97	L	10-28	H
10/13/02	L	10-28	H
11/19/06	W	35-0	A
12/19/10	W	31-27	H

Note: 1988 game was played in Milwaukee

* = Super Bowl XXXI

HOUSTON TEXANS

Patriots 2, Texans 1

11/23/03	W	23-20	OT	A
12/17/06	W	40-7	H	H
01/03/10	L	27-34	A	A

INDIANAPOLIS COLTS

Patriots 46, Colts 29

10/04/70	L	6-14		H
10/25/70	L	3-27		A
10/03/71	L	3-23		H
12/19/71	W	21-17		A
11/06/72	L	17-24		H
11/26/72	L	0-31		A
10/07/73	W	24-16		H
12/16/73	L	13-18		A
10/06/74	W	42-3		H
11/24/74	W	27-17		A
10/19/75	W	21-10		H
12/21/75	L	21-34		A
09/12/76	L	13-27		H
11/14/76	W	21-14		A
10/23/77	W	17-3		H
12/18/77	L	24-30		A
09/18/78	L	27-34		H
11/26/78	W	35-14		A
10/10/79	L	26-31		A
11/18/79	W	50-21		H
10/19/80	W	37-21		A
11/23/80	W	47-21		H
09/06/81	L	28-29		H
12/20/81	L	21-23		A
09/12/82	W	24-13		A
09/04/83	L	23-29	OT	H
10/09/83	L	7-12		A
11/18/84	W	50-17		A
12/16/84	W	16-10		H
11/10/85	W	34-15		H
12/01/85	W	38-31		A
09/07/86	W	33-3		H
11/09/86	W	30-21		A
10/25/87	L	16-30		A
11/22/87	W	24-0		H
10/02/88	W	21-17		H
10/29/89	W	23-20	OT	A
11/27/88	L	21-24		A
12/03/89	W	22-16		H
09/16/90	W	16-14		A
11/11/90	L	10-13		H
09/01/91	W	16-7		A
12/08/91	W	23-17	OT	H
11/15/92	W	37-34	OT	A
12/06/92	L	0-6		H
10/31/93	L	6-9		A
12/26/93	W	38-0		H
11/27/94	W	12-10		A
12/11/94	W	28-13		H
11/19/95	L	10-24		H
12/23/95	L	7-10		A
10/20/96	W	27-9		A
11/24/96	W	27-13		H
09/07/97	W	31-6		A
11/30/97	W	20-17		H
09/13/98	W	29-6		H
11/01/98	W	21-16		A
09/19/99	W	31-28		H
12/12/99	L	15-20		A
10/08/00	W	24-16		H
10/22/00	L	23-30		A
09/30/01	W	44-13		H
10/21/01	W	38-17		A
11/30/03	W	38-34		A
01/18/04*	W	24-14		H
09/09/04	W	27-24		H
01/16/05*	W	20-3		H
11/07/05	L	21-40		H
11/05/06	L	20-27		H
01/21/07*	L	34-38		A
11/04/07	W	24-20		A
11/02/08	L	15-18		A
11/15/09	L	34-35		A

11/21/10	W	31-28	H
12/04	W	31-24	H

Note: Franchise located in Baltimore from 1947-83

* = Playoffs

JACKSONVILLE JAGUARS

Patriots 8, Jaguars 1

09/22/96	W	28-25	OT	H
01/12/97*	W	20-6	H	A
12/07/97	W	26-20	A	A
01/03/99*	L	10-25	A	H
12/14/03	W	27-13	H	H
01/07/06*	W	28-3	H	A
12/24/06	W	24-21	A	A
01/12/08*	W	31-20	H	H
12/27/09	W	35-7	H	H

* = Playoffs

KANSAS CITY CHIEFS

Chiefs 16, Patriots 13 (3 Ties)

11/18/60	W	42-14	H
12/11/60	L	0-34	A
10/29/61	W	18-17	A
11/03/61	W	28-21	H
09/08/62	L	28-42	A
10/12/62	L	7-27	H
11/17/63	T	24-24	H
12/14/63	L	3-35	A
10/23/64	W	24-7	H
12/06/64	W	31-24	A
10/03/65	L	17-27	A
11/21/65	T	10-10	H
09/25/66	L	24-43	H
11/20/66	T	27-27	A
11/12/67	L	10-33	H
11/17/68	L	17-31	A
09/21/69	L	0-31	H
10/11/70	L	10-23	A
09/23/73	L	7-10	H
09/18/77	W	21-17	H
10/04/81	W	33-17	H
12/02/90	L	7-37	H
12/13/92	L	20-27	A
10/15/95	L	26-31	A
10/11/98	W	40-10	H
10/10/99	L	14-16	A
12/04/00	W	30-24	H
09/22/02	W	41-38	OT H
11/22/04	W	27-19	A
11/27/05	L	16-26	A
09/07/08	W	17-10	H
11/21/11	W	34-3	H

Note: Franchise located in Dallas (as Dallas Texans) from 1960-62

MIAMI DOLPHINS

Dolphins 50, Patriots 43

11/27/66	W	20-14	A
10/15/67	W	41-10	H
12/17/67	L	32-41	A
11/24/68	L	10-34	H
12/08/68	L	7-38	A
11/09/69	L	16-17	H
11/30/69	W	38-23	A
09/20/70	W	27-14	H
12/06/70	L	20-37	A
10/17/71	L	3-41	A
12/05/71	W	34-13	H
11/12/72	L	0-52	A
12/03/72	L	21-37	H
09/30/73	L	23-44	A
10/28/73	L	14-30	H
09/15/74	W	34-24	A
12/15/74	L	27-34	A
09/28/75	L	14-22	H
12/01/75	L	7-20	A
09/19/76	W	30-14	H
10/31/76	L	3-10	A
11/13/77	L	5-17	A
12/11/77	W	14-10	H
10/22/78	W	33-24	H



SERIES RESULTS

12/18/78	L	3-23	A
10/21/79	W	28-13	H
11/29/79	L	24-39	A
10/12/80	W	34-0	H
12/08/80	L	13-16	OT A
11/08/81	L	27-30	OT H
12/06/81	L	14-24	A
12/12/82	W	3-0	H
01/08/83*	L	13-28	A
09/11/83	L	24-34	A
11/13/83	W	17-6	H
09/09/84	L	7-28	A
10/21/84	L	24-44	H
11/03/85	W	17-13	H
12/16/85	L	27-30	A
01/12/86*	W	31-14	A
10/05/86	W	34-7	H
12/22/86	W	34-27	A
09/13/87	W	28-21	H
12/28/87	W	24-10	A
11/06/88	W	21-10	H
11/20/88	W	6-3	A
09/17/89	L	10-24	H
12/10/89	L	10-31	A
09/09/90	L	24-27	H
10/18/90	L	10-17	A
10/06/91	L	10-20	H
11/10/91	L	20-30	A
10/18/92	L	17-38	A
12/27/92	L	13-16	OT H
11/21/93	L	13-17	A
01/02/94	W	33-27	OT H
09/04/94	L	35-39	A
10/30/94	L	3-23	H
09/10/95	L	3-20	H
11/12/95	W	34-17	A
09/01/96	L	10-24	A
11/03/96	W	42-23	H
11/23/97	W	27-24	H
12/22/97	W	14-12	A
12/28/97*	W	17-3	H
10/25/98	L	9-12	OT A
11/23/98	W	26-23	H
10/17/99	L	30-31	H
11/21/99	L	17-27	A
09/24/00	L	3-10	A
12/24/00	L	24-27	H
10/07/01	L	10-30	A
12/22/01	W	20-13	H
10/06/02	L	13-26	A
12/29/02	W	27-24	OT H
10/19/03	W	19-13	OT A
12/07/03	W	12-0	H
10/10/04	W	24-10	H
12/20/04	L	28-29	A
11/13/05	W	23-16	A
01/01/06	L	26-28	H
10/08/06	W	20-10	H
12/10/06	L	0-21	A
10/21/07	W	49-28	A
12/23/07	W	28-7	H
09/21/08	L	13-38	H
11/23/08	W	48-28	A
11/08/09	W	27-17	H
12/06/09	L	21-22	A
10/04/10	W	41-14	A
01/02/11	W	38-7	H
09/12/11	W	38-24	A
12/24/11	W	27-4	H

Notes: Game on 11/30/69 played in Tampa.
* = Playoffs

MINNESOTA VIKINGS

Patriots 7, Vikings 4

12/13/70	L	14-35	H
10/27/74	W	17-14	A
12/16/79	W	27-23	H
09/11/88	L	6-36	A
10/20/91	W	26-23	OT H
11/13/94	W	26-20	OT H
11/02/97	L	18-23	A

09/17/00	L	13-21	H
11/24/02	W	24-17	H
10/30/06	W	31-7	A
10/31/10	W	28-18	H

NEW ORLEANS SAINTS

Patriots 8, Saints 4

12/10/72	W	17-10	A
12/05/76	W	27-6	H
12/21/80	W	38-27	A
12/04/83	W	7-0	H
11/30/86	W	21-20	A
11/12/89	L	24-28	H
11/08/92	L	14-31	H
12/03/95	L	17-31	H
10/04/98	W	30-27	A
11/25/01	W	34-17	H
11/20/05	W	24-17	H
11/30/09	L	17-38	A

NEW YORK GIANTS

Patriots 5, Giants 5

10/18/70	L	0-16	H
09/22/74	W	28-20	A
11/08/87	L	10-17	A
12/30/90	L	10-13	H
12/21/96	W	23-22	A
09/26/99	W	16-14	H
10/12/03	W	17-6	H
12/29/07	W	38-35	A
02/03/08*	L	14-17	N
11/06/11	L	24-20	H

* = Super Bowl XLII

NEW YORK JETS

Patriots 53, Jets 52 (1 Tie)

09/16/60	W	28-24	A
11/11/60	W	38-21	H
09/09/61	L	20-21	H
10/01/61	L	30-37	A
10/06/62	W	43-14	A
11/30/62	W	24-17	H
09/08/63	W	38-14	H
10/05/63	L	24-31	A
09/27/64	W	26-10	H
10/31/64	L	14-35	A
11/14/65	L	20-30	H
11/28/65	W	27-23	A
10/02/66	T	24-24	H
12/17/66	L	28-38	A
10/29/67	L	23-30	A
11/19/67	L	24-29	H
09/22/68	L	31-47	H
10/27/68	L	14-48	A
10/05/69	L	14-23	H
10/26/69	L	17-23	A
09/27/70	L	21-31	H
11/22/70	L	3-17	A
10/10/71	W	20-0	H
12/12/71	L	6-13	A
10/15/72	L	13-41	H
10/29/72	L	10-34	A
10/14/73	L	7-9	H
11/11/73	L	13-33	A
10/13/74	W	24-0	A
11/17/74	L	16-21	H
10/05/75	L	7-36	A
12/07/75	L	28-30	H
10/18/76	W	41-7	H
11/21/76	W	38-24	A
10/02/77	L	27-30	A
10/30/77	W	24-13	H
10/29/78	W	55-21	H
11/19/78	W	19-17	H
09/09/79	W	56-3	A
12/09/79	L	26-27	A
10/05/80	W	21-11	A
11/02/80	W	34-21	H
10/11/81	L	24-28	A
11/15/81	L	6-17	H
09/19/82	L	7-31	H

09/18/83	W	23-13	H
11/27/83	L	3-26	A
09/30/84	W	28-21	A
10/28/84	W	30-20	H
10/20/85	W	20-13	H
11/24/85	L	13-16	OT A
12/28/85*	W	26-14	A
09/11/86	W	20-6	A
10/12/86	L	24-31	H
09/21/87	L	24-43	A
12/13/87	W	42-20	H
09/04/88	W	28-3	H
11/13/88	W	14-13	A
09/10/89	W	27-24	A
11/05/89	L	26-27	H
09/30/90	L	13-37	H
12/23/90	L	7-42	A
11/17/91	L	21-28	H
12/15/91	W	6-3	A
10/04/92	L	21-30	A
11/22/92	W	24-3	H
09/26/93	L	7-45	A
11/28/93	L	0-6	H
10/16/94	L	17-24	A
12/04/94	W	24-13	H
11/05/95	W	20-7	A
12/10/95	W	31-28	H
11/10/96	W	31-27	A
12/08/96	W	34-10	H
09/14/97	W	27-24	OT H
10/19/97	L	19-24	A
10/19/98	L	10-24	H
12/27/98	L	14-31	A
09/12/99	W	30-28	A
11/15/99	L	17-24	H
09/11/00	L	19-20	A
10/15/00	L	17-34	H
09/23/01	L	3-10	H
12/02/01	W	17-16	A
09/15/02	W	44-7	A
12/22/02	L	17-30	H
09/21/03	W	23-16	H
12/20/03	W	21-16	A
10/24/04	W	13-7	H
12/26/04	W	23-7	A
12/04/05	W	16-3	H
12/26/05	W	31-21	A
09/17/06	W	24-17	A
11/12/06	L	14-17	H
01/07/07*	W	37-16	H
09/09/07	W	38-14	A
12/16/07	W	20-10	H
09/14/08	W	19-10	A
11/13/08	L	31-34	OT H
09/20/09	L	9-16	A
11/22/09	W	31-14	H
09/19/10	L	14-28	A
12/06/10	W	45-3	H
01/16/11*	L	21-28	H
10/09/11	W	30-21	H
11/13/11	W	37-16	A

Notes: Franchise known as N.Y. Titans from 1960-62.
Games on 9/8/63 at B.C. Alumni Stadium; 9/22/68 at Legion Field in Birmingham, Ala.

* = Playoffs

OAKLAND RAIDERS

Patriots 17, Raiders 15 (1 Tie)

10/16/60	L	14-27	A
11/04/60	W	34-28	H
11/17/61	W	20-17	H
12/09/61	W	35-21	A
10/26/62	W	26-16	H
12/16/62	L	0-20	A
09/22/63	W	20-14	A
10/11/63	W	20-14	H
09/13/64	W	17-14	A
10/16/64	T	43-43	H
10/08/65	L	10-24	H
10/24/65	L	21-30	A
10/30/66	W	24-21	H



SERIES RESULTS

09/17/67	L	7-35	A
10/22/67	L	14-48	H
10/06/68	L	10-41	A
09/28/69	L	23-38	H
09/19/71	W	20-6	H
12/01/74	L	26-41	A
10/03/76	W	48-17	H
12/18/76*	L	21-24	A
09/24/78	W	21-14	A
11/01/81	L	17-27	A
09/29/85	L	20-35	H
01/05/86*	W	27-20	A
11/01/87	W	26-23	H
11/26/89	L	21-24	A
10/09/94	L	17-21	H
01/19/02*	W	16-13	OT H
11/17/02	L	20-27	A
09/08/05	W	30-20	H
12/14/08	W	49-26	A
10/02/11	W	31-19	A

Notes: Franchise located in Los Angeles from 1982-94.
The games on Oct. 16, 1960 and Dec. 9, 1961 were played in San Francisco.
* = Playoffs

PHILADELPHIA EAGLES

Patriots 6, Eagles 6

11/04/73	L	23-24	A
11/27/77	W	14-6	H
10/08/78	W	24-14	H
09/13/81	L	3-13	A
12/09/84	L	17-27	A
11/29/87	L	31-34	OT H
11/04/90	L	20-48	A
12/19/99	L	9-24	A
09/14/03	W	31-10	A
02/06/05*	W	24-21	N
11/25/07	W	31-28	H
11/27/11	W	38-20	A

* = Super Bowl XXXIX

PITTSBURGH STEELERS

Steelers 15, Patriots 11

10/22/72	L	3-33	A
12/08/74	L	17-21	H
09/26/76	W	30-27	A
09/03/79	L	13-16	OT H
09/27/81	L	21-27	OT A
12/26/82	L	14-37	A
09/25/83	W	28-23	A
10/19/86	W	34-0	A
12/17/89	L	10-28	A
12/09/90	L	3-24	A
09/15/91	L	6-20	A
12/05/93	L	14-17	A
12/16/95	L	27-41	A
01/05/97*	W	28-3	H
12/13/97	L	21-24	OT H
01/03/98*	L	6-7	A
12/06/98	W	23-9	A
01/27/02*	W	24-17	A
09/09/02	W	30-14	H
10/31/04	L	20-34	A
01/23/05*	W	41-27	A
09/25/05	W	23-20	A
12/09/07	W	34-13	H
11/30/08	L	10-33	H
11/14/10	W	39-26	A
10/30/11	L	25-17	A

* = Playoffs

SAN DIEGO CHARGERS

Patriots 22, Chargers 15 (2 Ties)

10/08/60	W	35-0	A
10/28/60	L	16-45	H
10/07/61	L	27-38	H
12/17/61	W	41-0	A
10/19/62	W	24-20	H
12/09/62	W	20-14	A
09/14/63	L	13-17	A

11/10/63	L	6-7	H
01/05/64*	L	10-51	A
09/20/64	W	33-28	A
10/09/64	L	17-26	H
10/17/65	T	13-13	H
10/31/65	W	22-6	A
09/10/66	L	0-24	A
10/23/66	W	35-17	H
09/09/67	L	14-28	A
10/08/67	T	31-31	A
11/10/68	L	17-27	H
10/19/69	L	10-13	H
12/07/69	L	18-28	A
11/15/70	L	14-16	H
12/02/73	W	30-14	H
11/09/75	W	33-19	A
10/16/77	W	24-20	A
10/01/78	W	28-23	H
09/23/79	W	27-21	H
10/16/83	W	37-21	H
11/20/94	W	23-17	H
12/01/96	W	45-7	A
08/31/97	W	41-7	H
10/14/01	W	29-26	OT H
09/29/02	L	14-21	A
10/02/05	L	17-41	H
01/14/07*	W	24-21	A
09/16/07	W	38-14	H
01/20/08*	W	21-12	H
10/12/08	L	10-30	A
10/24/10	W	23-20	A
09/18/11	W	35-21	H

Notes: Franchise located in Los Angeles from 1960
* = Playoffs

SAN FRANCISCO 49ERS

49ers 7, Patriots 4

10/31/71	L	10-27	A
10/26/75	W	24-16	H
11/30/80	L	17-21	A
10/02/83	L	13-33	H
12/14/86	L	24-29	H
10/22/89	L	20-37	A
10/11/92	L	12-24	H
09/17/95	L	3-28	A
12/20/98	W	24-21	H
01/02/05	W	21-7	H
10/05/08	W	30-21	A

Note: The game on Oct. 22, 1989 was played in Palo Alto, Calif.

SEATTLE SEAHAWKS

Patriots 8, Seahawks 7

10/09/77	W	31-0	H
09/21/80	W	37-31	A
12/19/82	W	16-0	A
12/18/83	L	6-24	A
09/16/84	W	38-23	H
11/17/85	W	20-13	A
09/21/86	L	31-38	H
12/04/88	W	13-7	H
09/24/89	L	3-24	H
10/07/90	L	20-33	H
09/20/92	L	6-10	H
09/19/93	L	14-17	H
10/24/93	L	9-10	A
10/17/04	W	30-20	H
12/07/08	W	24-21	A

ST. LOUIS RAMS

Patriots 6, Rams 5

09/29/74	W	20-14	H
11/16/80	L	14-17	H
12/11/83	W	21-7	A
11/16/86	W	30-28	A
12/24/89	L	20-24	H
09/13/92	L	0-14	A
12/13/98	L	18-32	A
11/18/01	L	17-24	H
02/03/02*	W	20-17	N

11/07/04	W	40-22	A
10/26/08	W	23-16	H

Note: Franchise located in Los Angeles from 1946-94
* = Super Bowl XXXVI

TAMPA BAY BUCCANEERS

Patriots 5, Buccaneers 2

12/12/76	W	31-14	A
10/27/85	W	32-14	A
12/11/88	W	10-7	OT H
11/16/97	L	7-27	A
09/03/00	L	16-21	H
12/17/05	W	28-0	H
10/25/09*	W	35-7	A

* = played in London

TENNESSEE TITANS

Patriots 22, Titans 16 (1 Tie)

11/25/60	L	10-24	H
12/18/60	L	21-37	A
10/13/61	T	31-31	H
11/12/61	L	15-27	A
09/16/62	W	34-21	H
11/18/62	L	17-21	A
11/01/63	W	45-3	H
12/08/63	W	46-28	A
11/06/64	W	25-24	H
11/29/64	W	34-17	A
09/19/65	L	10-31	A
12/18/65	W	42-14	H
11/13/66	W	27-21	H
12/11/66	W	38-14	A
11/05/67	W	18-7	H
11/26/67	L	6-27	A
10/13/68	L	0-16	H
12/15/68	L	17-45	A
11/02/69	W	24-0	H
12/14/69	L	23-27	A
11/07/71	W	28-20	H
11/25/73	W	32-0	A
09/21/75	L	0-7	H
11/12/78	L	23-26	H
12/31/78*	L	14-31	H
11/10/80	L	34-38	A
10/18/81	W	38-10	H
11/28/82	W	29-21	H
10/18/87	W	21-7	A
09/25/88	L	6-31	A
10/08/89	W	23-13	H
09/22/91	W	24-20	H
10/17/93	L	14-28	H
09/20/98	W	27-16	H
12/16/02	L	7-24	A
10/05/03	W	38-30	H
01/10/04*	W	17-14	H
12/31/06	W	40-23	A
10/18/09	W	59-0	H

Notes: Franchise located in Houston from 1960-96,
Named Tennessee Oilers from 1997-98.

* = Playoffs

WASHINGTON REDSKINS

Redskins 6, Patriots 2

10/01/72	W	24-23	H
09/03/78	L	14-16	H
10/25/81	L	22-24	A
09/23/84	L	10-26	H
12/15/90	L	10-25	H
10/13/96	L	22-27	H
09/28/03	L	17-20	A
10/28/07	W	52-7	H
12/11/11	W	34-27	A



PATRIOTS OVERTIME GAMES

The Patriots are 18-20 all-time in regular-season overtime games during their 51-year history. New England set an NFL record with an eight-game overtime winning streak (including playoffs) from 2000-03. The Patriots are 14-17 when the game is decided by a field goal and 4-3 when a touchdown is the deciding factor. Below is a brief description of each overtime game.

09/26/77.... at Cleveland 30, Patriots 27 L
John Smith sent the game into overtime with a 28-yard field goal with no time remaining in regulation. Cleveland's Don Cockroft capped a 10-play, 53-yard drive with a 35-yard game winning field goal after 4:45 of overtime.

09/03/79.... Pittsburgh 16, at Patriots 13 L
Pittsburgh's Matt Bahr drilled a 41-yard field goal to give the Steelers the victory at the 5:10 mark in overtime. The clutch field goal came on Bahr's first professional career attempt.

11/25/79.... Buffalo 16, at Patriots 13..... L
Buffalo's Nick Mike-Mayer kicked a 29-yard field goal 4:45 into overtime to give the Bills the victory.

12/08/80.... at Miami 16, Patriots 13 L
Uwe von Schamann kicked his third field goal of the day, a 23-yard game-winner, which gave Miami the three-point victory, 3:20 into overtime.

09/27/81.... at Pittsburgh 27, Patriots 21 L
The Patriots scored two touchdowns in the fourth quarter to recover from a 21-7 deficit. Unfortunately, Terry Bradshaw hit Lynn Swann with a 24-yard touchdown pass 3:19 into overtime to thwart the Patriots hopes for victory.

11/08/81.... Miami 30, at Patriots 27 L
Patriot John Smith nailed a 34-yard field goal with 10 seconds remaining in regulation that sent the game into overtime. The Dolphins' Uwe von Schamann kicked a 30-yard field goal, 7:09 into the extra quarter, that gave Miami the victory.

09/04/83.... Balt. Colts 29, at Patriots 23 L
The Colts' Raul Allegre kicked a 33-yard field goal as time expired in the fourth quarter to send the game into overtime. On the first play of overtime, Baltimore's LB Johnnie Cooks picked up a Tony Collins fumble and rumbled 52 yards for the game-winning score.

11/24/85.... at N.Y. Jets 16, Patriots 13..... L
New England's Tony Franklin sent the game into overtime with a 28-yard field goal with 16 seconds remaining in regulation. In the extra session, the Jets' Pat Leahy kicked a 32-yard field goal to give the Jets a 16-13 win.

11/15/87.... Dallas 23, at Patriots 17 L
The Cowboys' Roger Ruzek's 20-yard field goal with 28 seconds remaining in regulation tied the game at 17. In overtime, Dallas running back Herschel Walker trotted 60 yards for the game-winning touchdown.

11/29/87.... Philadelphia 34, at Patriots 31 L
The Patriots scored the final 21 points of regulation to send the game into overtime tied at 31. After 12:16 elapsed in overtime, the Eagles' Paul McFadden connected from 38 yards, on his second field goal attempt in overtime.

12/11/88.... at Patriots 10, Tampa Bay 7 W
The Patriots were victorious in overtime for the first time in franchise history, snapping their 10-game overtime losing streak. Jason Staurovsky kicked a 27-yard field goal, 3:08 into overtime, for the win.

10/29/89.... Patriots 23, at Indianapolis 20 W
New England's Greg Davis kicked a 51-yard field goal, 9:57 into overtime, for the 23-20 victory. The Colts' Dean Biasucci sent the game into overtime when he kicked a 39-yard field goal with 51 seconds remaining in regulation.

10/20/91.... at Patriots 26, Minnesota 23 W
With no time remaining in overtime, New England's Jason Staurovsky nailed a 42-yard field goal that gave the Patriots a 26-23 victory. The field goal attempt was Staurovsky's second in overtime.

12/08/91.... at Patriots 23, Indianapolis 17 W
The Patriots scored the game's final 20 points and won their fourth consecutive overtime game. Hugh Millen connected with Ben Coates for a 2-yard touchdown with seven seconds remaining in regulation and then repeated the feat in overtime when he hit Michael Timpson for the 45-yard game-winning touchdown.

11/15/92.... Patriots 37, at Indianapolis 34 W
The Patriots' Charlie Baumann scored the final six points, including the game-winning 18-yard field goal, 11:35 into the extra session. The win snapped the Patriots' nine-game losing streak during the 1992 season. Baumann's 44-yard field goal with two seconds remaining in regulation sent the game into overtime.

12/27/92.... Miami 16, at Patriots 13 L
The Dolphins were able to clinch the AFC East crown and a bye in the first round of the playoffs, after they scored the games' final 13 points to win 16-13. Pete Stoyanovich's 35-yard field goal, 6:43 into overtime, propelled the Dolphins to victory.

09/12/93.... Detroit 19, at Patriots 16 L
Detroit's Jason Hanson kicked a 38-yard field goal, his fourth of the day, 11:04 into overtime to lift the Lions to victory. Drew Bledsoe threw a 2-yard touchdown pass to Vincent Brisby with two seconds remaining in regulation which sent the game into overtime.

11/07/93.... Buffalo 13, at Patriots 10..... L
Buffalo's Steve Christie kicked a 27-yard field goal with 14 seconds remaining in regulation to send the contest into overtime. Each team had two opportunities to score in the extra session, and Christie kicked the game winning 32-yard field goal on Buffalo's second chance.

01/02/94.... at Patriots 33, Miami 27 W
Drew Bledsoe connected with Michael Timpson for the 36-yard game winning touchdown to cap one of the greatest endings in Patriots history. The lead changed four times in the fourth quarter as the two teams combined for 27 points. Miami's Pete Stoyanovich sent the game into overtime with a 24-yard field goal with four seconds remaining in regulation.

11/13/94.... at Patriots 26, Minnesota 20 W
The Patriots completed one of the greatest comebacks in team history, recovering from a 20-0 deficit to defeat the Vikings. New England's Matt Bahr sent the game into overtime when he kicked a 23-yard field goal with 14 seconds remaining. Drew Bledsoe completed a 14-yard touchdown pass to Kevin Turner 4:10 into overtime, to give the Patriots the victory.

10/29/95.... Carolina 20, at Patriots 17 L
The Patriots scored 14 points in the fourth quarter on two Curtis Martin touchdown runs and tied the score at 17. However, the expansion Panthers were victorious when John Kasay booted a 29-yard field goal with 7:52 remaining in the extra period.

09/22/96.... at Patriots 28, Jacksonville 25 W
The Patriots jumped out to a 22-0 first half lead but the Jaguars clawed their way back. Jaguars quarterback Mark Brunell's touchdown passes of 51, 41 and 61 yards gave them life in the second half and Mike Hollis' 27-yard field goal in the fourth quarter tied the game at 25. However, Patriots' rookie kicker Adam Vinatieri converted five of six field goal attempts, including a 40-yarder in overtime to give the Patriots the victory.

PATRIOTS OVERTIME GAMES

09/14/97.... at Patriots 27, N.Y. Jets 24..... W

The Patriots won their third consecutive game to open the 1997 season, 27-24, in dramatic fashion when placekicker Adam Vinatieri kicked a 34-yard field goal 6:57 into overtime. The Jets had a chance to win the game at the end of regulation, but defensive end Mike Jones blocked a 29-yard field goal attempt by John Hall with 16 seconds remaining in the game.

12/13/97.... Pittsburgh 24, at Patriots 21 L

The Steelers sent the game into overtime on a touchdown pass from Kordell Stewart to Mark Bruener and a two-point conversion. They capitalized on a Drew Bledsoe interception with just over two minutes remaining in the game. In the overtime period, the Steelers won the toss and took their only possession 61 yards downfield to set up the game-winning Norm Johnson field goal.

10/25/98.... at Miami 12, Patriots 9 L

The Dolphins scored the game's final six points, including Olindo Mare's game-winning 43-yard kick. New England's Adam Vinatieri accounted for all of the Patriots' nine points, connecting on three of four field goal attempts.

12/26/99.... Buffalo 13, at Patriots 10..... L

The Patriots missed two field goals, one at the end of regulation and one in overtime, and lost to Buffalo. The Bills scored a touchdown to tie the game at 10 with 4:34 remaining and Steve Christie kicked a 23-yard field goal with 1:51 remaining in overtime for the victory.

11/05/00.... Buffalo 16, at Patriots 13..... L

Buffalo's Steve Christie booted a 32-yard field goal, the third of his career in overtime against the Patriots. He also tied the game with a 48-yard kick with four seconds remaining in regulation. The Patriots, playing without Drew Bledsoe, took the lead, 13-10 on a 43-yard field goal by Adam Vinatieri.

12/17/00.... Patriots 13, at Buffalo 10..... W

Amid a snowstorm in Buffalo, Patriots kicker Adam Vinatieri nailed a 24-yard field goal in overtime for the victory. The game time temperature was 35 degrees, with a wind chill of six, and 40 mile-per-hour winds blew snow across the field making traction difficult for both sides. The Patriots and Bills tied the 1984 and 1985 Denver Broncos and Oakland Raiders for an NFL record as they entered overtime for the third consecutive meeting.

10/14/01.... at Patriots 29, San Diego 26..... W

The Patriots scored 10 points in the final nine minutes of regulation to tie the game at 26. Adam Vinatieri kicked a 23-yard field goal with 3:31 to play and Tom Brady connected with Jermaine Wiggins for a 3-yard touchdown to tie the game with just 36 seconds remaining. In overtime, Vinatieri nailed a 44-yard field goal for the victory.

12/16/01.... Patriots 12, at Buffalo 9..... W

The Patriots and Bills needed overtime to decide the outcome of their game for the fourth time in five meetings. Adam Vinatieri converted all four of his field goal attempts, including the game-winning 23-yard field goal in overtime. Former Bills RB Antowain Smith led the Patriots with 95 yards rushing, including a 38-yard run in overtime to get New England in field goal position.

01/19/02.... at Patriots 16, Raiders 13* W

Adam Vinatieri boomed a 45-yard field goal with 27 seconds remaining in regulation to tie the game up at 13 and send it into overtime. The game time temperature dipped to 25 degrees and the field was covered by five inches of snow that didn't let up until the game was over. In overtime the Patriots drove 61 yards on 15 plays and Vinatieri nailed a 23-yard field goal for the 16-13 victory. The Patriots became just the second team in postseason overtime history (16 games) to win the contest on the opening drive of the extra stanza.

*-AFC Divisional Playoff Game

09/22/02.... at Patriots 41, Chiefs 38 W

The Patriots and Chiefs scored 42 points in the fourth quarter, including the last 14 by the Chiefs to tie the game at 38 at the end of regulation. The Patriots won the toss and drove 53 yards on nine plays and Adam Vinatieri nailed a 35-yard field goal for the Patriots victory. It was also the first overtime game at Gillette Stadium.

12/29/02.... at Patriots 27, Dolphins 24 W

The Patriots trailed 21-7 with 1:06 remaining in the first half, but outscored the Dolphins 20-3 the rest of the way for their sixth consecutive overtime victory. New England scored the game's final 11 points on a Tom Brady touchdown pass to Troy Brown, they successfully converted the two-point conversion on a Brady to Christian Fauria pass and then Adam Vinatieri boomed a 43-yard field goal with 1:09 remaining in regulation. New England won the toss and drove 43 yards on seven plays and Vinatieri kicked a 35-yard game-winning field goal.

10/19/03.... Patriots 19, at Dolphins 13 W

Richard Seymour blocked a 35-yard field goal attempt with 2:00 left in the game to send the game into the extra session. In overtime, Miami's Olindo Mare missed another 35-yard attempt wide right, then a Tyrone Poole interception at the Patriots' 18-yard line snuffed out another Miami opportunity in overtime. On the next play, Tom Brady hit Troy Brown for an 82-yard touchdown strike, sending the Patriots home with a 19-13 win.

11/23/03.... Patriots 23, at Texans 20 W

The Patriots set the all-time NFL mark with their eighth consecutive overtime victory in a nail-biter in the Lone Star State. The Texans took a 20-13 lead into the final minute of the game, but Tom Brady found Daniel Graham for a four-yard touchdown strike to tie the game at 20 with just 40 seconds left in regulation. The extra frame was a possession battle until the Patriots mounted a 76-yard drive in the final minutes of overtime, ending in a 28-yard field goal by Adam Vinatieri with 45 seconds left.

11/13/08.... Jets 34, at Patriots 31..... L

The Patriots had their NFL-record eight-game overtime winning streak snapped in a loss to the Jets at Gillette Stadium. New England rallied from a 24-6 second-quarter deficit to tie the game at 24-24 early in the fourth quarter. New York held a 31-24 lead into the final minute, but Randy Moss made a memorable tiptoe catch from Matt Cassel along the side of the end zone for a 16-yard touchdown with one second left to force overtime. But, New York won the coin toss and marched 64 yards on 14 plays to set up a game-winning 34-yard field goal by Jay Feely.

10/11/09.... Broncos 20, Patriots 17 L

The Patriots failed to hold onto a 17-7 halftime lead in a 20-17 overtime loss to Denver. QB Tom Brady was limited to five completions for 63 yards in the second half. New England entered the final quarter with a 17-10 lead, but Denver marched 98 yards in 12 plays before QB Kyle Orton completed an 11-yard touchdown pass to WR Brandon Marshall to tie the game at 17-17 with 5:21 remaining in regulation. With under two minutes remaining, New England moved to the Denver 49-yard line before DE Vonnie Holliday forced a fumble on a Brady sack to end the Patriots scoring threat. Denver took the overtime kickoff and moved 58 yards in 11 plays to set up a 41-yard game-winning field goal.

10/17/10.... Patriots 23, Ravens 20..... W

Kicker Stephen Gostkowski drilled a 35-yard field goal in overtime to give New England a 23-20 victory over the Baltimore Ravens at Gillette Stadium. Tom Brady, who finished the game 27-of-44 for 292 yards, completed 16-of-24 passes for 156 yards with one touchdown during a fourth quarter rally as New England scored the final 13 points to get the win and overcome a 20-10 fourth quarter deficit.

YEAR-BY-YEAR ATTENDANCE

REGULAR-SEASON ATTENDANCE

YEAR	HOME GAMES			AWAY GAMES			SEASON TOTAL	
	GMS	ATTENDANCE	AVG.	GMS	ATTENDANCE	AVG.	TOTALS	AVG.
1960	7	118,260	16,894	7	110,316	15,759	228,576	16,327
1961	7	115,610	16,516	7	129,984	18,569	245,594	17,542
1962	7	150,626	21,518	7	170,983	24,426	321,609	22,972
1963	7	169,870	24,267	7	143,936	20,562	313,806	22,415
1964	7	199,652	28,522	7	175,246	25,035	374,898	26,778
1965	7	143,098	20,443	7	245,485	35,069	388,583	27,756
1966	7	190,138	27,163	7	240,668	34,381	430,806	30,772
1967*	6	138,861	23,144	8	287,279	35,910	426,140	30,439
1968**	7	156,459	22,351	7	289,204	41,315	445,663	31,833
1969	7	149,412	21,345	7	284,587	40,655	433,999	31,000
1970	7	245,537	35,077	7	361,842	51,692	607,379	43,384
1971	7	411,109	58,730	7	383,143	54,735	794,252	56,732
1972	7	426,993	60,999	7	402,159	57,451	829,152	59,225
1973	7	410,443	58,635	7	416,805	59,544	827,248	59,089
1974	7	420,903	60,129	7	411,595	58,799	832,498	59,464
1975	7	411,490	58,784	7	379,112	54,159	790,602	56,472
1976	7	378,994	54,142	7	387,432	55,347	766,426	54,745
1977	7	415,959	59,423	7	399,419	57,060	815,378	58,241
1978	8	478,978	59,872	8	455,679	56,960	934,657	58,416
1979	8	473,141	59,143	8	502,492	62,812	975,633	60,977
1980	8	458,283	57,285	8	442,001	55,250	900,284	56,268
1981	8	414,741	51,843	8	413,073	51,634	827,814	51,738
1982@	4	149,188	37,297	5	231,781	46,356	380,969	42,330
1983	8	370,958	46,370	8	416,024	52,003	786,982	49,186
1984	8	392,275	49,034	8	468,464	58,558	860,739	53,796
1985	8	438,817	54,852	8	458,341	57,293	897,158	56,072
1986	8	477,688	59,711	8	537,779	67,222	1,015,467	63,467
1987@	8	374,302	46,788	7	431,739	61,677	806,041	53,736
1988	8	438,627	54,828	8	400,372	50,047	838,999	52,437
1989	8	388,522	48,565	8	494,981	61,873	883,503	55,219
1990	8	311,623	38,953	8	417,304	52,163	728,927	45,558
1991	8	303,116	37,890	8	433,249	54,156	736,365	46,023
1992	8	308,409	38,551	8	430,820	53,853	739,229	46,202
1993	8	362,964	45,371	8	443,708	55,464	806,672	50,417
1994	8	472,718	59,090	8	481,673	60,209	954,391	59,649
1995	8	466,743	58,343	8	504,373	63,047	971,116	60,695
1996	8	468,301	58,538	8	522,829	65,354	991,130	61,946
1997	8	477,431	59,679	8	547,518	68,440	1,024,949	64,059
1998	8	475,828	59,479	8	516,846	64,606	992,674	62,042
1999	8	461,624	57,703	8	553,917	69,240	1,015,541	63,471
2000	8	458,880	57,360	8	548,258	68,532	1,007,138	62,946
2001	8	482,336	60,292	8	497,035	62,129	979,371	61,211
2002	8	547,488	68,436	8	548,581	68,573	1,096,069	68,152
2003	8	547,488	68,436	8	580,027	72,503	1,127,515	70,470
2004	8	550,048	68,756	8	558,162	69,770	1,108,210	69,263
2005	8	550,048	68,756	8	586,855	73,357	1,136,903	71,056
2006	8	550,048	68,756	8	560,722	70,090	1,110,770	69,423
2007	8	550,048	68,756	8	559,318	69,915	1,109,366	69,335
2008	8	550,048	68,756	8	550,100	68,763	1,100,148	68,759
2009	8	550,048	68,756	8	587,952	73,494	1,138,000	71,125
2010	8	550,048	68,756	8	538,705	67,338	1,088,753	68,047
2011	8	550,048	68,756	8	564,643	70,580	1,114,691	69,668
Totals	393	20,054,261	51,029	395	22,004,516	55,707	42,058,783	53,374

POSTSEASON ATTENDANCE

YEAR	HOME GAMES			AWAY/NEUTRAL GAMES			SEASON TOTAL	
	GMS	ATTENDANCE	AVG.	GMS	ATTENDANCE	AVG.	TOTAL	AVG.
1963	-	-	-	2	64,314	32,157	64,314	32,157
1976	-	-	-	1	54,037	54,037	54,037	54,037
1978	1	61,297	61,297	-	-	-	61,297	61,297
1982	-	-	-	1	68,842	68,842	68,842	68,842
1985	-	-	-	4^	308,690	77,173	308,690	77,173
1986	-	-	-	1	76,105	76,105	76,105	76,105
1994	-	-	-	1	77,452	77,452	77,452	77,452
1996	2	120,378	60,189	1^	72,301	72,301	192,679	64,226
1997	1	60,041	60,041	1	61,228	61,228	121,269	60,635
1998	-	-	-	1	72,559	72,559	72,559	72,559
2001	1	60,292	60,292	2^	137,626	68,811	197,918	65,973
2003	2	136,872	68,436	1^	71,525	71,525	208,397	69,466
2004	1	68,756	68,756	2^	143,367	71,684	212,123	70,708
2005	1	68,756	68,756	1	76,238	76,238	144,994	72,497
2006	1	68,756	68,756	2	126,243	63,122	194,999	65,000
2007	2	137,512	68,756	1^	71,101	71,101	208,613	69,538
2009	1	68,756	68,756	-	-	-	68,756	68,756
2010	1	68,756	68,756	-	-	-	68,756	68,756
Totals	14	920,172	65,727	22	1,481,628	67,346	2,401,800	66,717
GRAND TOTALS	399	20,424,391	51,189	409	22,921,501	56,042	43,345,822	53,646

*-Game vs. Chargers was moved to San Diego due to a World Series scheduling conflict at Fenway Park.

** -Game vs. Jets was moved to Birmingham, Ala. due to a scheduling conflict at Fenway Park, but still considered a "home" game for the Patriots.

^ -Super Bowls played at a neutral site.

@ -1982 and 1987 season were shortened due to player strikes.



Results

DATE	W/L	SCORE	OPPONENT	ATTENDANCE
9/09	L	10-13	Denver	21,597
9/17	W	28-24	N.Y. Titans	19,200
9/23	L	0-13	Buffalo	20,732
10/08	W	35-0	L.A. Chargers	18,226
10/16	L	14-27	Oakland	11,500
10/23	L	24-31	at Denver	12,683
10/28	L	16-45	L.A. Chargers	13,988
11/04	W	34-28	Oakland	8,446
11/11	W	38-21	N.Y. Titans	11,653
11/18	W	42-14	Dallas Texans	14,721
11/25	L	10-24	Houston	27,123
12/04	L	14-38	at Buffalo	14,335
12/11	L	0-34	Dallas Texans	12,000
12/18	L	21-37	at Houston	22,352

	PATS	UPP
TOTAL FIRST DOWNS	234	237
By Rushing	86	78
By Passing	126	135
By Penalty	22	24
TOTAL NET YARDS	4116	4255
Avg. per Game	294.0	303.9
Total Offensive Plays	874	935
Avg. per Play	4.7	4.6
NET YARDS RUSHING	1512	1513
Total Rushing Plays	363	477
Avg. per Rush	4.2	3.2
Avg. per Game	108.0	108.1
NET YARDS PASSING	2604	2742
Avg. per Game	186.0	195.0
Sacked/Yards Lost	36/261	29/219
Gross Yards Passing	2865	2958
Att./Completions	475/223	429/210
Completion Pct.	46.9	49.0
Had Intercepted	23	25
PUNTS/AVERAGE	78/35.8	74/37.2
PENALTIES/YARDS	69/730	71/825
FUMBLES/BALLS LOST	36/22	41/25

RUSHING	NO	YDS	AVG	LG	TD	PUNT RETURNS	NO	YDS	AVG	LG	TD
Miller	101	416	4.2	33	1	Wells	12	66	5.6	19	0
Christy	78	363	4.7	48	4	Christy	8	73	9.1	29	0
Burton	66	280	4.3	77	1	Brunev	4	31	7.7	19	0
Crawford	51	238	4.7	39t	2	Beach	1	21	21.0	21	0
Wells	14	59	4.2	13	0	Cappelletti	1	3	3.0	3	0
Greene	7	44	6.3	21	0	Burton	1	0	0.0	0	0
Songin	11	40	3.6	20	2	Patriots	27	194	7.2	29	0
Garron	8	27	3.4	9	0	Opponents	21	361	17.2	76t	3
Crouthamel	4	16	4.0	6	0						
Livingston	10	16	1.6	5	1						
Washington	2	10	5.0	7	0	KICK RETURNS	NO	YDS	AVG	LG	TD
White	5	7	1.4	5	0	Christy	24	617	25.7	52	0
Beach	6	-4	-0.7	3	0	Wells	11	275	28.5	33	0
Patriots	363	1512	4.2	77	11	Beach	7	146	20.7	33	0
Opponents	477	1513	3.2	87	21	Burton	4	161	40.3	59	0

Colclough	49	666	13.6	61	9
Miller	29	284	9.8	48	2
Christy	26	268	10.3	53	2
Stephens	22	320	14.5	53	3
Burton	21	196	9.3	35	0
Lofton	19	360	18.9	39	4
Wells	14	206	14.7	78	1
Johnson	11	186	16.9	51	3
Crawford	10	92	9.2	40	0
Beach	9	132	14.7	51	1
Green	3	52	17.3	31	0
White	2	24	12.0	13	0
Atchason	2	22	11.0	14	0
Long	2	10	5.0	5	0
Cappelletti	1	28	28.0	28	0
Cudzik	1	11	11.0	11	0
Garron	1	8	8.0	8	0
Livingston	1	0	0.0	0	0
Patrons	223	2865	12.8	78	25
Opponents	210	2958	14.1	--	19

KICK RETURNS	NO	YDS	AVG	LG	TD
Christy	24	617	25.7	52	0
Wells	11	275	28.5	33	0
Beach	7	146	20.7	33	0
Burton	4	161	40.3	59	0
Cappelletti	4	100	25.0	37	0
Brunej	2	39	19.5	20	0
Crouthamel	2	27	13.5	15	0
Garron	1	21	21.0	21	0
Smith	1	13	13.0	13	0
Hunt	1	8	8.0	8	0
DeLucca	1	8	8.0	8	0
Livingston	1	3	3.0	3	0
Greene	1	3	3.0	3	0
Patriots	60	1421	23.7	52	0
Opponents	50	1123	22.5	88	1

FIELD GOALS	1-19	20-29	30-39	40-49	50+
Cappelletti	1-1	4-5	3-6	0-9	0-1
Cudzik	--	--	--	0-1	--
Patriots	1-1	4-5	3-6	0-10	0-1
Opponents	4-4	3-6	1-6	2-11	0-0

Cudzik: 0 0 0 0 0 0 0 0 0 0 0 0 (48N) 0

Editors Note: Due to insufficient data, the starting line-ups from 1960-67 are incomplete.

No AFL All-Star Game Played

INTERCEPTIONS	NO	YDS	AVG	LG	TD
Cappelletti	4	68	17.0	27	0
Jacobs	4	26	6.5	14	0
Brunej	3	35	11.7	18	0
Washington	3	13	4.3	13	0
O'Hanley	3	1	0.3	1	0
Shonta	2	101	50.5	52	0
Soltis	2	33	16.5	33	0
Rudolph	2	13	6.5	13	0
Dee	1	14	14.0	14	0
Brown	1	8	8.0	8	0
Patriots	25	312	12.5	52	3
Opponents	23	336	14.6	66	3

PUNTING	NO	YDS	AVG	LG	BLK
Greene	61	2253	36.9	66	1
Washington	17	539	31.7	48	0
Patriots	78	2792	35.8	66	1
Opponents	74	2750	37.2	--	1

SCORING	TD	Ru	Pa	Rt	PAT	FG	S	TP
Cappelletti	0	0	0	0	30/32	8/22	0	60
Colclough	9	0	9	0			0	54
Christy	6	4	2	0			0	36
Lofton	4	0	4	0			0	24
Miller	3	1	2	0			0	18
Johnson	3	0	3	0			0	18
Stephens	3	0	3	0			0	18
Crawford	2	2	0	0			0	14
Songin	2	2	0	0			0	12
Beach	1	0	1	0			0	6
Burton	1	1	0	0			0	6
Livingston	1	1	0	0			0	6
Shonta	1	0	0	1			0	6
Wells	1	0	1	0			0	6
Team	0	0	0	0			1	2
Cudzik	0	0	0	0	0/0	0/1	0	0
Patriots	37	11	25	1	30/32	8/23	1	286
Opponents	46	21	19	6	43/46	10/27	0	349

PASSING	ATT	CMP	YARDS	CMP%	YDS/ATT	TD	TD%	INT	INT%	LG	SK/YDS	RATING
Songlin	392	187	2476	47.7	6.32	22	5.6	15	3.8	78	-/-	70.9
Greene	251	127	1751	50.6	6.98	1	0.4	6	2.4	78	-/-	70.1
Christy	11	6	94	54.5	8.55	2	18.2	2	18.2	39	-/-	83.1
White	7	3	44	42.9	6.29	0	0.0	0	0.0	23	-/-	64.0
Dimitroff	2	0	0	0.0	0.00	0	0.0	0	0.0	0	-/-	39.6
Patriots	475	223	2865	46.9	6.03	25	5.3	23	4.8	78	36/261	63.7
Opponents	429	210	2958	49.0	6.90	19	4.4	25	5.8	--	29/216	62.1

1961 FINAL STATISTICS (9-4-1)

Head Coaches: Lou Saban (2-3), Mike Holovak (7-1-1) • Second in AFL East • Home Stadium: Boston University Field

DATE	W/L	SCORE	OPPONENT	ATTENDANCE
9/09	L	20-21	N.Y. Titans	16,683
9/16	W	45-17	Denver	14,479
9/23	W	23-21	at Buffalo	21,504
10/01	L	30-37	at N.Y. Titans	15,189
10/07	L	27-38	San Diego	17,748
10/13	T	31-31	Houston	15,070
10/22	W	52-21	Buffalo	9,398
10/29	W	18-17	at Dallas Texans	20,500
11/03	W	28-21	Dallas Texans	25,063
11/12	L	15-27	at Houston	35,649
11/17	W	20-17	Oakland	17,169
12/03	W	28-24	at Denver	9,303
12/09	W	35-21	at Oakland	6,500
12/17	W	41-0	at San Diego	21,339

Team Statistics

	PATS	OPP
TOTAL FIRST DOWNS	238	243
By Rushing	93	72
By Passing	120	151
By Penalty	25	20

TOTAL NET YARDS	4214	4123
Avg. per Game	301.0	294.5
Total Offensive Plays	936	967
Avg. per Play	4.5	4.3

NET YARDS RUSHING	1675	1041
Total Rushing Plays	389	350
Avg. per Rush	4.3	3.0
Avg. per Game	119.6	74.4

NET YARDS PASSING	2539	3082
Avg. per Game	181.4	220.1
Sacked/Yards Lost	33/256	44/408
Gross Yards Passing	2795	3490
Att./Completions	420/206	479/241
Completion Pct.	49.0	50.3
Had Intercepted	21	22

PUNTS/AVERAGE	64/37.6	71/40.7
PUNT RETURN/AVG	32/13.0	15/16.3
PENALTIES/YARDS	64/659	67/662
FUMBLES/BALLS LOST	24/9	36/20

TOUCHDOWNS	52	41
Rushing	15	9
Passing	29	27
Returns	8	5

Score by Periods	1	2	3	4	OT	Total
Patriots	98	98	118	99	-	413
Opponents	45	109	51	108	-	313

SCORING	TD	Ru	Pa	Rt	PAT	FG	S	TP
Cappelletti	8	0	8	0	48/50	17/32	0	147
Lott	11	5	6	0	0	0	0	66
Colclough	9	0	9	0	0	0	0	54
Garron	6	2	3	1	0	0	0	36
Parilli	5	4	0	1	0	0	0	32
Webb	4	0	0	4	0	0	0	24
Stephens	3	0	2	1	0	0	0	18
Burton	3	2	0	1	0	0	0	18
Johnson	1	0	1	0	0	0	0	6
Moore	1	0	0	1	0	0	0	6
Yewcic	1	1	0	0	0	0	0	6
Patriots	52	15	29	8	48/50	17/32	0	413
Opponents	41	9	27	5	40/40	9/23	0	313

2-pt conv.:	Parilli 1-1, Songin 0-1, Patriots 1-2, Opp. 0-1.
--------------------	--

RUSHING	NO	YDS	AVG	LG	TD
Lott	100	461	4.6	38	5
Garron	69	389	5.6	85t	2
Burton	82	260	3.2	43	2
Parilli	38	183	4.8	24	5
Crawford	41	148	3.6	34	0
West	26	90	3.5	31	0
Yewcic	11	51	4.6	13	1
Songin	8	39	4.9	11	0
Colclough	3	37	12.3	16	0
Schwedes	10	14	1.4	5	0
Washington	1	3	3.0	3	0
Patriots	389	1675	4.3	85t	15
Opponents	350	1041	3.0	29	9

RECEIVING	NO	YDS	AVG	LG	TD
Cappelletti	45	768	17.1	53	8
Colclough	42	757	18.0	58t	9
Lott	32	333	10.4	47	6
Garron	24	341	14.2	51t	2
Stephens	19	186	9.8	31	2
Burton	13	115	8.8	45	0
Crawford	9	85	9.4	25	0
Johnson	9	82	9.1	21	1
Yewcic	6	56	9.3	46	0
West	5	42	8.4	18	0
Schwedes	1	21	21.0	21	0
Shonta	1	9	9.0	9	0
Patriots	206	2795	13.6	58t	29
Opponents	241	3490	14.5	75t	27

INTERCEPTIONS	NO	YDS	AVG	LG	TD
Webb	5	153	30.6	59	2
Washington	4	45	11.3	33	0
Addison	4	17	4.3	10	0
Bruney	2	20	10.0	12	0
Robotti	2	18	9.0	11	0
Hall	2	12	6.0	12	0
Beach	1	37	37.0	37	0
Loudd	1	12	12.0	12	0
Shonta	1	12	12.0	12	0
Patriots	22	326	14.8	59	2
Opponents	21	198	9.4	38	1

PUNTING	NO	YDS	AVG	LG	Blk
Yewcic	64	2406	37.6	64	2
Patriots	64	2406	37.6	64	2
Opponents	71	2887	40.7	70	2

PUNT RETURNS	NO	YDS	AVG	LG	TD
Bruney	23	109	4.7	11	0
Burton	8	128	16.0	62	0
Lott	1	8	8.0	8	0
Patriots	32	245	13.0	62	0
Opponents	15	245	16.3	55	2

KICK RETURNS	NO	YDS	AVG	LG	TD
Garron	16	438	27.4	89	1
Burton	15	401	26.7	91t	1
West	7	191	27.3	37	0
Long	4	24	6.0	11	0
Beach	2	38	19.0	20	0
Webb	1	21	21.0	21	0
Ratkowski	1	17	17.0	17	0
Stephens	1	6	6.0	6	0
Schwedes	1	0	0.0	0	0
Cudzik	1	0	0.0	0	0
Patriots	49	1136	23.2	91t	2
Opponents	53	1255	23.7	90t	1

Sacks: Loudd 7.0, Dee 5.5, Addison 3.5, Hunt 3.0, Klein 2.5, Jacobs 1.0, Robutti 1.0, Hall 0.5, Team 3.0.

FIELD GOALS	1-19	20-29	30-39	40-49	50+
Cappelletti	3-3	3-7	9-14	2-8	0-0
Patriots	3-3	3-7	9-14	2-8	0-0
Opponents	4-4	4-7	1-4	0-6	0-2

Cappelletti: (28G,32G,32N) (35G) (36G, 35G,27N,46G) (34G,30G,22N,16G,46B) () (42N,17G, 42N) (12G) (24G)(47N,27B) (33G,29N) (29G, 33G,42N) (32B) (32N,35N,40N) (40G,32N,38G).

Opponents: () (34G,27N,52N) () (26G) (10G, 41N,26N) (35N, 49N,24G) () (25G,42N,32N,38N) (44N) (25G,19G) (16G,60N)(23N,18G,43N, 43N) () ()

Editors Note: Due to insufficient data, the starting line-ups from 1960-67 are incomplete.

1961 Coaching Staff: Joe Collier, Defensive Backfield, Mike Holovak, Offensive Backfield, Red Miller, Offensive Line, Jerry Smith, Defensive Line.

AFL All-Stars (7): LB Tom Addison (1), DB Fred Bruney (1), WR Gino Cappelletti (1), DE Bob Dee (1), HB Larry Garron (1), DT Jim Hunt (1), G Charlie Leo (1).

PASSING	ATT	CMP	YARDS	CMP%	YDS/ATT	TD	TD%	INT	INT%	LG	SK/YDS	RATING
Songin	212	98	1429	46.2	6.74	14	6.6	9	4.2	58t	--/--	73.0
Parilli	198	104	1314	52.5	6.64	13	6.6	9	4.5	53	--/--	76.5
Yewcic	8	3	25	37.5	3.13	1	12.5	2	25.0	18t	--/--	46.4
Cappelletti	1	1	27	100.0	27.00	1	100.0	0	0.0	27t	--/--	158.3
Burton	1	0	0	0.0	0.00	0	0.0	1	0.0	0	--/--	0.0
Patriots	420	206	2795	49.0	6.65	29	6.9	21	5.0	58t	33/256	72.9
Opponents	479	241	3490	50.3	7.29	27	5.6	22	4.6	75t	44/408	74.0



1962 FINAL STATISTICS (9-4-1)

Head Coach: Mike Holovak • Second in AFL East • Home Stadium: Boston University Field

DATE	W/L	SCORE	OPPONENT	ATTENDANCE
9/08	L	28-42	at Dallas Texans	32,000
9/16	W	34-21 *	Houston	32,276
9/21	W	41-16	Denver	21,038
10/06	W	43-14	at N.Y. Titans	14,412
10/12	L	7-27	Dallas Texans	23,874
10/19	W	24-20	San Diego	20,888
10/26	W	26-16	Oakland	12,514
11/03	T	28-28	at Buffalo	33,247
11/11	W	33-29	at Denver	28,187
11/18	L	17-21	at Houston	35,250
11/23	W	21-10	Buffalo	20,021
11/30	W	24-17	N.Y. Titans	20,015
12/09	W	20-14	at San Diego	19,887
12/16	L	0-20	at Oakland	8,000

*Harvard Stadium

Team Statistics

	PATS	OPP
TOTAL FIRST DOWNS	230	220
By Rushing	100	68
By Passing	114	136
By Penalty	16	16
TOTAL NET YARDS	4736	4534
Avg. per Game	338.3	323.9
Total Offensive Plays	943	982
Avg. per Play	5.0	4.6
NET YARDS RUSHING	1970	1426
Total Rushing Plays	432	393
Avg. per Rush	4.6	3.6
Avg. per Game	140.7	101.9
NET YARDS PASSING	2766	3108
Avg. per Game	197.6	222.0
Sacked/Yards Lost	23/164	34/327
Gross Yards Passing	2930	3435
Att./Completions	382/195	450/216
Completion Pct.	51.0	48.0
Had Intercepted	13	25
PUNTS/AVERAGE	69/38.5	79/38.5
PUNT RETURNS/AVG	26/5.3	11/4.9
PENALTIES/YARDS	52/456	62/554
FUMBLES/BALLS LOST	37/20	26/10
TOUCHDOWNS	41	36
Rushing	11	14
Passing	25	19
Returns	5	3
Score by Periods	1 2 3 4 OT Total	
Patriots	50 116 78 102	- 346
Opponents	65 104 55 71	- 295

SCORING	TD	Ru	Pa	Rt	PAT	FG	S	TP
Cappelletti	5	0	5	0	38/40	20/37	0	128
Colclough	10	0	10	0	0	60	0	60
Burton	7	2	4	1	0	42	0	42
Garron	6	2	3	1	0	36	0	36
Crawford	4	2	2	0	0	26	0	26
Yewcic	2	2	0	0	0	12	0	12
Parilli	2	2	0	0	0	12	0	12
Romeo	1	0	1	0	0	6	0	6
Addison	1	0	0	1	0	6	0	6
King	1	1	0	0	0	6	0	6
Bruneu	1	0	0	1	0	6	0	6
Hall	1	0	0	1	0	6	0	6
Patriots	41	11	25	5	38/40	20/37	0	346
Opponents	36	14	19	3	32/33	15/26	0	295

2-pt conv.: Crawford 1-1. Patriots 1-1, Opp.: 1-3.

RUSHING	NO	YDS	AVG	LG	TD
Burton	134	548	4.1	59	2
Crawford	139	459	3.3	22	2
Garron	67	392	5.9	41	2
Yewcic	33	215	6.5	27	2
Parilli	28	169	6.0	33	2
King	21	144	6.9	71	1
Lott	8	34	4.3	11	0
Colclough	1	14	14.0	14	0
Cappelletti	1	-5	-5.0	-5	0
Patriots	432	1970	4.6	71	11
Opponents	393	1426	3.6	63	14

RECEIVING	NO	YDS	AVG	LG	TD
Colclough	40	868	21.7	78	10
Burton	40	461	11.5	69	4
Romeo	34	608	17.8	62	1
Cappelletti	34	479	14.0	40	5
Crawford	22	224	10.1	44	2
Garron	18	236	8.4	63	3
King	5	42	8.4	33	0
Webb	1	11	11.0	11	0
Lott	1	1	1.0	1	0
Patriots	195	2930	15.0	78	25
Opponents	216	3435	15.9	97	19

INTERCEPTIONS	NO	YDS	AVG	LG	TD
O'Hanley	5	83	16.6	28	0
Felt	5	73	14.6	22	0
Addison	5	42	8.4	16	1
Hall	3	94	31.3	47	1
Bruneu	3	70	23.3	33	1
Buoniconti	2	3	1.5	3	0
Shonta	2	0	0.0	0	0
Patriots	25	365	14.6	47	3
Opponents	13	55	4.2	15	1

PUNTING	NO	YDS	AVG	LG	BLK
Yewcic	69	2654	38.5	56	1
Patriots	69	2654	38.5	56	1
Opponents	79	3040	38.5	75	0
PUNT RETURNS	NO	YDS	AVG	LG	TD

Burton	21	122	5.8	22	0
Bruneu	3	8	2.7	7	0
Buoniconti	1	8	8.0	8	0
Hall	1	0	0.0	0	0
Patriots	26	138	5.3	22	0
Opponents	11	54	4.9	15	0

KICK RETURNS	NO	YDS	AVG	LG	TD
Garron	24	686	28.6	95	1
Burton	13	238	18.3	42	0
King	9	177	19.7	28	0
Stephens	2	46	23.0	31	0
Crawford	2	24	12.0	18	0
Loudd	1	15	15.0	15	0
Dee	1	14	14.0	14	0
Jacobs	1	0	0.0	0	0
Patriots	53	1200	22.6	95	1
Opponents	64	1697	26.5	93	1

Sacks: Eisenhauer 5.5, Addison 5.0, Dee 4.0, Richardson 3.0, Rudolph 3.0, Klein 1.5, Bruneu 1.0, Buoniconti 1.0, Team 4.0.

FIELD GOALS	1-19	20-29	30-39	40-49	50+
Cappelletti	7-9	5-9	7-11	1-6	0-0
Patriots	7-9	5-9	7-11	1-6	0-0
Opponents	5-7	3-5	3-5	4-9	0-0

Cappelletti: (46B) (16N,46G,20G) (28G,33G) (28G,12G,38G) (44N,47N) (13G,31N) (25G, 17G,31G,11G) (38N) (35G,37G,18G,14N, 39G) (30N,26G, 20N,26N) (25N) (32G) (29N,18G, 43B, 9G) (37N,44N,32N,26N).

Opponents: () (49N,10N) (37B,18G) () (33G, 26N,24G) (43G,27G) (19G,27N) (14N,46N) (39N,16G,19G,46G,45N) () (36G) (47N,47N,37G) (42G,42G) (19G,21G).

Editors Note: Due to insufficient data, the starting line-ups from 1960-67 are incomplete.

1962 Coaching Staff: Fred Bruneu, Defensive Backfield, Marion Campbell, Defensive Line, Art Spinney, Offensive Line.

AFL All-Stars (6): LB Tom Addison (2), DB Fred Bruneu (2), DE Larry Eisenhauer (1), WR Jim Colclough (1), DB Dick Felt (1), T Charlie Long (1).

PASSING	ATT	CMP	YARDS	CMP%	YDS/ATT	TD	TD%	INT	INT%	LG	SK/YDS	RATING
Parilli	252	140	1988	55.3	7.86	18	7.1	8	3.2	67	-/-	91.8
Yewcic	126	54	903	42.9	7.17	7	5.6	5	4.0	78	-/-	69.6
Garron	3	1	39	33.3	13.00	0	0.0	0	0.0	39	-/-	81.9
Patriots	382	195	2930	51.0	7.67	25	6.5	13	3.4	78	23/164	84.2
Opponents	450	216	3435	48.0	7.63	19	4.2	25	5.6	97	34/327	64.8



1963 FINAL STATISTICS (7-6-1)

Head Coach: Mike Holovak • First in AFL East • Home Stadium: Fenway Park

DATE	W/L	SCORE	OPPONENT	ATTENDANCE
9/08	W	38-14 *	N.Y. Jets	24,120
9/14	L	13-17	at San Diego	26,097
9/22	W	20-14	at Oakland	17,131
9/29	L	10-14	at Denver	18,636
10/05	L	24-31	at N.Y. Jets	16,769
10/11	W	20-14	Oakland	26,494
10/18	W	40-21	Denver	25,418
10/26	L	21-28	at Buffalo	29,243
11/01	W	45-3	Houston	31,185
11/10	L	6-7	San Diego	28,402
11/17	T	24-24	Kansas City	17,200
12/01	W	17-7	Buffalo	16,981
12/08	W	46-28	at Houston	23,462
12/14	L	3-35	at Kansas City	12,598
AFL Playoffs				
12/28	W	26-8	at Buffalo	33,044
1/05	L	10-51	at San Diego	30,127

* game played at Boston College Alumni Stadium.

Team Statistics

	PATS	OPP
TOTAL FIRST DOWNS	227	222
By Rushing	92	59
By Passing	115	144
By Penalty	20	19
TOTAL NET YARDS	4201	3834
Avg. per Game	300.1	273.9
Total Offensive Plays	874	842
Avg. per Play	4.8	4.6
NET YARDS RUSHING	1618	1107
Total Rushing Plays	437	310
Avg. per Rush	3.7	3.6
Avg. per Game	115.6	79.1
NET YARDS PASSING	2583	2727
Avg. per Game	184.5	194.8
Sacked/Yards Lost	27/233	56/526
Gross Yards Passing	2816	3253
Att./Completions	410/184	476/230
Completion Pct.	44.9	48.3
Had Intercepted	29	29
PUNTS/AVERAGE	75/38.4	88/39.9
PUNT RETURNS/AVG	40/9.3	25/13.0
PENALTIES/YARDS	64/614	62/1583
FUMBLES/BALLS LOST	29/12	27/13
TOUCHDOWNS	37	35
Rushing	16	12
Passing	17	21
Returns	4	2

Score by Periods	1	2	3	4	OT	Total
Patriots	60	97	72	98	-	327
Opponents	56	69	59	73	-	257

SCORING	TD	Ru	Pa	Rt	PAT	FG	S	TP
Cappelletti	2	0	2	0	35/36	22/38	0	113
Graham	5	0	5	0			0	30
Crump	5	5	0	0			0	30
Parilli	5	5	0	0			0	30
Garron	4	2	2	0			0	24
Colclough	3	0	3	0			0	18
Lott	3	2	1	0			0	18
Romeo	3	0	3	0			0	18
Suci	2	0	0	2			0	12
Buoniconiti	1	0	0	1			0	6
Crawford	1	1	0	0			0	6
Yewcic	1	1	0	0			0	6
Neumann	1	0	1	0			0	6
Hunt	1	0	0	1			0	6
Rudolph	0	0	0	0			1	2
TEAM	0	0	0	0			1	2
Patriots	37	16	17	4	35/36	22/38	2	327
Opponents	35	12	21	2	35/35	4/21	0	257

2-pt conv.: Crawford 0-1. Patriots 0-1, Opp.: 0-0.

RUSHING	NO	YDS	AVG	LG	TD
Garron	179	750	4.1	47†	2
Crawford	71	233	3.3	19	1
Yewcic	22	161	7.3	46	1
Neumann	44	148	3.4	17	0
Parilli	36	126	3.5	19	5
Crump	49	120	2.5	21	5
Lott	35	78	2.2	7	2
Cappelletti	1	2	2.0	2	0
Patriots	437	1618	3.7	47†	16
Opponents	310	1107	3.6	68†	12

RECEIVING	NO	YDS	AVG	LG	TD
Colclough	42	693	16.5	56†	3
Cappelletti	34	493	14.5	38	2
Romeo	32	418	13.1	38	3
Garron	26	418	16.0	76†	2
Graham	21	550	26.1	77†	5
Crawford	10	89	8.9	28	0
Neumann	10	48	4.8	16	1
Crump	6	46	7.7	12	0
Lott	3	61	20.3	55†	1
Patriots	184	2816	15.3	77†	17
Opponents	230	3253	14.1	74†	21

INTERCEPTIONS	NO	YDS	AVG	LG	TD
Suci	7	277	39.6	98†	2
Addison	4	27	6.7	17	0
Felt	3	81	27.0	35	0
O'Hanley	3	79	26.3	61	0
Buoniconiti	3	42	14.0	26	0
Hall	3	24	8.0	14	0
Shonta	3	15	5.0	12	0
Hunt	1	78	78.0	78†	1
Stephens	1	22	22.0	22	0
Eisenhauer	1	0	0.0	0	0
Patriots	29	645	22.2	98†	3
Opponents	29	353	12.2	62†	1

PUNTING	NO	YDS	AVG	LG	BLK
Yewcic	75	2880	38.4	65	2
Patriots	75	2880	38.4	65	2
Opponents	88	3515	39.9	68	1

PUNT RETURNS	NO	YDS	AVG	LG	TD
Suci	25	233	9.3	22	0
Stephens	14	117	8.3	26	0
Garron	1	23	23.0	23	0
Patriots	40	373	9.3	26	0
Opponents	25	325	13.0	61	0

KICK RETURNS	NO	YDS	AVG	LG	TD
Garron	28	693	24.7	58	0
Suci	17	360	21.1	35	0
Crump	3	33	11.0	14	0
Watson	1	9	9.0	9	0
Yates	1	0	0.0	0	0
Patriots	50	1095	21.9	58	0
Opponents	68	1587	23.3	47	0

Sacks: Eisenhauer 9.0, Dee 7.0, Buoniconiti 6.5, Rudolph 6.0, Antwine 4.0, Addison 2.5, Hall 2.0, Richardson 1.0, Team 8.0.

FIELD GOALS	1-19	20-29	30-39	40-49	50+
Cappelletti	2-3	3-4	12-16	5-14	0-1
Patriots	2-3	3-4	12-16	5-14	0-1
Opponents	0-1	1-2	2-9	1-8	0-1

Cappelletti: (47N,31G,44N) (35G,9N,36G) (46G,47G) (49N,18G) (45N,22G) (37G,32G) (24G,34G,42G,32G) (23B) (48N,40N,37N, 37G) (38N,36G,25G,37N,55N) (32G,40N,43N) (41N,43G) (33G,38N,32G,44G) (14G).

Opponents: (39N) (30N,31G) () (43N, 38N, 52N) (36G,38N) () () (40N,42B) (46G) (12N, 48N) (36N,27G,25N,45N) (37N) () (41N,37N, 49N).

Editors Note: Due to insufficient data, the starting line-ups from 1960-67 are incomplete.

1963 Coaching Staff: Fred Bruney, Defensive Backfield, Marion Campbell, Defensive Line, Art Spinney, Offensive Line.

AFL All-Stars (11): LB Tom Addison (3), DT Houston Antwine (1), LB Nick Buoniconiti (1), WR/K Gino Cappelletti (2), DE Bob Dee (2), DE Larry Eisenhauer (2), RB Larry Garron (2), DB Ron Hall (1), G Charlie Long (2), G Billy Neighbors (1), QB Babe Parilli (1).

PASSING	ATT	CMP	YARDS	CMP%	YDS/ATT	TD	TD%	INT	INT%	LG	SK/YDS	RATING
Parilli	337	153	2345	45.4	6.96	13	3.9	24	7.1	77†	--/--	52.1
Yewcic	70	29	444	41.4	6.34	4	5.7	5	7.1	57†	--/--	52.3
Crawford	2	2	27	100.0	13.5	0	0.0	0	0.0	15	--/--	118.8
Garron	1	0	0	0.0	0.0	0	0.0	0	0.0	0	--/--	39.6
Patriots	410	184	2816	44.9	6.87	17	4.1	29	7.1	77†	27/233	52.5
Opponents	476	230	3253	48.3	6.83	21	4.4	29	6.1	74†	56/526	60.2



1964 FINAL STATISTICS (10-3-1)

Head Coach: Mike Holovak • Second in AFL East • Home Stadium: Fenway Park

DATE	W/L	SCORE	OPPONENT	ATTENDANCE
9/13	W	17-14	at Oakland	21,126
9/20	W	33-28	at San Diego	20,568
9/27	W	26-10	N.Y. Jets	22,716
10/04	W	39-10	at Denver	15,485
10/09	L	17-26	San Diego	35,096
10/16	T	43-43	Oakland	23,279
10/23	W	24-7	Kansas City	27,400
10/31	L	14-35	at N.Y. Jets	45,003
11/06	W	25-24	Houston	28,161
11/15	W	36-28	at Buffalo	42,308
11/20	W	12-7	Denver	24,979
11/29	W	34-17	at Houston	17,560
12/06	W	31-24	at Kansas City	13,166
12/20	L	14-24	Buffalo	38,021

Team Statistics

	PATS	OPP
TOTAL FIRST DOWNS	226	243
By Rushing	66	63
By Passing	144	165
By Penalty	16	15
TOTAL NET YARDS	4527	4360
Avg. per Game	323.4	311.4
Total Offensive Plays	856	933
Avg. per Play	5.1	4.7
NET YARDS RUSHING	1361	1143
Total Rushing Plays	381	356
Avg. per Rush	3.6	3.2
Avg. per Game	97.2	81.6
NET YARDS PASSING	3166	3217
Avg. per Game	226.1	229.8
Sacked/Yards Lost	29/301	47/428
Gross Yards Passing	3467	3645
Att./Completions	476/229	530/261
Completion Pct.	48.1	49.2
Had Intercepted	27	31
PUNTS/AVERAGE	78/38.0	82/41.5
PUNT RETURNS/AVG	38/7.3	24/7.7
PENALTIES/YARDS	53/467	84/744
FUMBLES/BALLS LOST	23/12	33/16
TOUCHDOWNS	41	36
Rushing	9	10
Passing	31	23
Returns	1	3
Score by Periods	1 2 3 4 OT Total	1 2 3 4 OT Total
Patriots	61 84 98 122 -	365
Opponents	65 81 69 82 -	297

SCORING	TD	Ru	Pa	Rt	PAT	FG	S	TP
Cappelletti	7	0	7	0	36/36	25/39	0	155
Garron	9	2	7	0	0	0	0	54
Graham	6	0	6	0	0	0	0	36
Colclough	5	0	5	0	0	0	0	34
Burton	5	3	2	0	0	0	0	30
Romeo	4	0	4	0	0	0	0	24
Garrett	2	2	0	0	0	0	0	12
Parilli	2	2	0	0	0	0	0	12
O'Hanley	1	0	0	1	0	0	0	6
Rudolph	0	0	0	0	0	1	2	0
Patriots	41	9	31	1	36/36	25/39	1	365
Opponents	36	10	23	3	32/33	14/30	0	297

2-pt conv.: Cappelletti 1-1, Colclough 2-2, Parilli 0-2. Patriots 3-5, Opp.: 2-3.

RUSHING	NO	YDS	AVG	LG	TD
Garron	183	585	3.2	16	2
Burton	102	340	3.3	33	3
Garrett	56	259	4.6	58	2
Parilli	34	168	4.9	32	2
Cappelletti	1	7	7.0	7	0
Yewcic	5	2	0.4	2	0
Patriots	381	1361	3.6	58	9
Opponents	356	1143	3.2	71	10
RECEIVING	NO	YDS	AVG	LG	TD
Cappelletti	49	865	17.7	58t	7
Graham	45	720	16.0	80t	6
Garron	40	350	8.8	52t	7
Colclough	32	657	20.5	59t	5
Burton	27	306	11.3	59t	2
Romeo	26	445	17.1	38	4
Garrett	8	101	12.6	57	0
Snyder	1	12	12.0	12	0
Crawford	1	11	11.0	11	0
Patriots	229	3467	15.1	80t	31
Opponents	261	3645	14.0	80t	23

KICK RETURNS	NO	YDS	AVG	LG	TD
Garrett	32	749	23.4	42	0
Garron	10	198	19.8	31	0
Burton	7	131	18.7	27	0
Dukes	2	33	16.5	17	0
Stephens	2	5	2.5	5	0
Cloutier	1	46	46.0	46	0
Romeo	1	5	5.0	5	0
Oakes	1	0	0.0	0	0
Watson	1	0	0.0	0	0
Yates	1	0	0.0	0	0
Patriots	58	1167	20.1	46	0
Opponents	70	1637	23.4	93t	1

INTERCEPTIONS	NO	YDS	AVG	LG	TD
Hall	11	148	13.5	50	0
Webb	6	43	7.2	25	0
Buoniconti	5	75	15.0	26	0
O'Hanley	3	120	40.0	47	1
Felt	2	10	5.0	8	0
Addison	2	4	2.0	4	0
Shonta	1	21	21.0	21	0
Dukes	1	6	6.0	6	0
Patriots	31	427	13.8	50	1
Opponents	27	485	18.0	70	1

FIELD GOALS	1-19	20-29	30-39	40-49	50+
Cappelletti	6-6	5-6	5-9	8-16	1-2
Patriots	6-6	5-6	5-9	8-16	1-2
Opponents	5-6	0-2	5-8	4-13	0-1

Sacks: Eisenhauer 7.5, Antwine 5.5, Buoniconti 4.5, Dee 3.5, St. Jean 3.0, Hunt 2.5, Richardson 2.5, Rudolph 2.5, Dukes 2.0, O'Hanley 1.0, Shonta 1.0, Team 2.0.

Cappelletti: (47N,46N,48G) (41G,57N, 45N, 26N,32G,37G,37G) (47G,26G, 49N,41G,42G, 44N) (11G,30G,16G, 47G,14G,17G) (48G) (41N,31N) (25G) (30N) (25G,33G,22G,41G) (0) (35N,51G) (35N,28G,15G,45N) (12G) (46N).

Opponents: (47N,48N) (26N,30G,12G) (40G, 47N) (32G) (54N,16G,17G) (41G, 33N,37G, 9B,38G) (43G) (0) (46N,23N, 10G) (41G,33G, 35N) (46N,39N) (49N, 49G,41N) (42G) (12N).

Editors Note: Due to insufficient data, the starting line-ups from 1960-67 are incomplete.

1964 Coaching Staff: Art Spinney, Offensive Line, Carl Taseff, Defensive Backs, Chuck Weber, Defensive Line/Backfield.

AFL All-Stars (9): LB Tom Addison (4), DT Houston Antwine (2), LB Nick Buoniconti (2), WR/K Gino Cappelletti (3), DE Bob Dee (3), DE Larry Eisenhauer (3), RB Larry Garron (3), C Jon Morris (1), QB Babe Parilli (2).

PUNT RETURNS

NO	YDS	AVG	LG	TD	
Burton	11	78	7.1	19	0
Cloutier	20	136	6.8	40	0
Stephens	5	34	6.8	11	0
Garrett	2	28	14.0	28	0
Patriots	38	276	7.3	40	0
Opponents	24	185	7.7	52	0

PASSING	ATT	CMP	YARDS	CMP%	YDS/ATT	TD	TD%	INT	INT%	LG	SK/YDS	RATING
Parilli	473	228	3465	48.2	7.33	31	6.6	27	5.7	80t	27/279	70.8
Garron	2	0	0	0.0	0.0	0	0.0	0	0.0	0	0/0	39.6
Yewcic	1	1	2	100.0	2.0	0	0.0	0	0.0	2	0/0	79.2
Cappelletti	0	0	0	0.0	0.0	0	0.0	0	0.0	0	1/11	--
Patriots	476	229	3467	48.1	7.28	31	6.5	27	5.7	80t	29/301	70.6
Opponents	530	261	3645	49.2	6.88	23	4.3	31	5.8	80t	47/428	61.9



1965 FINAL STATISTICS (4-8-2)

Head Coach: Mike Holovak • Third in AFL East • Home Stadium: Fenway Park

DATE	W/L	SCORE	OPPONENT	ATTENDANCE
9/11	L	7-24	at Buffalo	45,502
9/19	L	10-31	at Houston	32,445
9/24	L	10-27	Denver	26,782
10/03	L	17-27	at Kansas City	26,773
10/08	L	10-24	Oakland	24,824
10/17	T	13-13	San Diego	20,924
10/24	L	21-30	at Oakland	20,858
10/31	W	22-6	at San Diego	33,366
11/07	L	7-23	Buffalo	24,415
11/14	L	20-30	N.Y. Jets	18,589
11/21	T	10-10	Kansas City	13,056
11/28	W	27-23	at N.Y. Jets	59,334
12/12	W	28-20	at Denver	27,207
12/18	W	42-14	Houston	14,508

Team Statistics

	PATS	OPP
TOTAL FIRST DOWNS	214	232
By Rushing	55	92
By Passing	130	127
By Penalty	29	13
TOTAL NET YARDS	3624	4131
Avg. per Game	258.9	295.1
Total Offensive Plays	883	886
Avg. per Play	4.1	4.7
NET YARDS RUSHING	1117	1531
Total Rushing Plays	373	425
Avg. per Rush	3.0	3.6
Avg. per Game	79.8	109.4
NET YARDS PASSING	2507	2600
Avg. per Game	179.1	185.7
Sacks/Yards Lost	37/347	30/291
Gross Yards Passing	2854	2891
Att./Completions	473/193	431/206
Completion Pct.	40.8	47.8
Had Intercepted	29	21
PUNTS/AVERAGE	82/40.1	78/42.1
PENALTIES/YARDS	58/537	72/658
FUMBLES/BALLS LOST	24/12	24/9
TOUCHDOWNS	27	34
Rushing	8	10
Passing	19	17
Returns	0	7
Score by Periods	1 2 3 4 OT Total	1 2 3 4 OT Total
Patriots	39 98 46 61 -	244
Opponents	60 87 62 93 -	302

SCORING	TD	Ru	Pa	Rt	PAT	FG	S	TP
Cappelletti	9	0	9	0	27/27	17/27	0	132
Nance	5	5	0	0			0	30
Burton	3	1	2	0			0	18
Colclough	3	0	3	0			0	18
Garrett	3	1	2	0			0	18
Romeo	2	0	2	0			0	12
Garron	2	1	1	0			0	12
Cunningham	0	0	0	0		1	2	
Team	0	0	0	0		1	2	
Patriots	27	8	19	0	27/27	17/27	2	244
Opponent	34	10	17	7	28/28	22/40	0	302

2-pt conv: Patriots 0-0; Opp. 2-6 (1-4 pass; 1-2 run)

RUSHING	NO	YDS	AVG	LG	TD
Nance	111	321	2.9	20	5
Garron	74	259	3.5	59	1
Parilli	50	200	4.0	17	0
Garrett	42	147	3.5	26	1
Burton	45	108	2.4	22	1
Bellino	24	49	2.0	10	0
Johnson	19	29	1.5	9	0
Wilson	8	4	0.5	17	0
Patriots	373	1117	3.0	59	8
Opponents	425	1531	3.6	63t	10

RECEIVING	NO	YDS	AVG	LG	TD
Colclough	40	677	16.9	41	3
Cappelletti	37	680	18.4	57t	9
Graham	25	316	12.6	33	0
Whalen	22	381	17.3	67	0
Garron	15	222	14.8	52	1
Romeo	15	203	13.5	36	2
Nance	12	83	6.9	22	0
Burton	10	127	12.7	73t	2
Garrett	7	49	7.0	15	2
Bellino	5	74	14.8	20	0
Johnson	4	29	7.3	23	0
Yewcic	1	13	13.0	13	0
Patriots	193	2854	14.8	73t	19
Opponents	206	2891	14.0	85t	17

INTERCEPTIONS	NO	YDS	AVG	LG	TD
Hall	3	35	11.7	29	0
Buoniconti	3	31	10.3	26	0
Shonta	2	46	23.0	27	0
Webb	2	45	22.5	45	0
Cunningham	2	16	8.0	10	0
Hennessey	2	14	7.0	14	0
Graves	2	0	0.0	0	0
Farmer	1	16	16.0	16	0
Addison	1	13	13.0	13	0
Dukes	1	10	10.0	10	0
O'Hanley	1	5	5.0	5	0
Antwine	1	2	2.0	2	0
Patriots	21	233	11.1	45	0
Opponents	29	365	12.6	38t	4

PUNTING	NO	YDS	AVG	LG	BLK
Yewcic	76	3094	40.7	70	2
Wilson	6	194	36.0	49	1
Patriots	82	3288	40.1	70	3
Opponents	78	3281	42.1	64	0

PUNT RETURNS	NO	FC	YDS	AVG	LG	TD
Burton	15	0	61	4.1	12	0
Cunningham	5	0	35	7.0	13	0
Hennessey	5	0	21	4.2	9	0
Garrett	1	0	19	19.0	19	0
Nance	1	0	16	16.0	16	0
Patriots	27	0	152	5.6	19	0
Opponents	33	0	232	7.0	41	0

KICK RETURNS	NO	YDS	AVG	LG	TD
Cunningham	17	374	22.0	45	0
Garrett	12	232	19.3	25	0
Burton	7	188	26.9	39	0
Bellino	7	138	19.7	26	0
Garron	5	141	28.2	36	0
Dukes	3	45	15.0	20	0
Nance	3	40	13.3	19	0
Johnson	2	29	14.5	16	0
Rudolph	1	4	4.0	4	0
Canale	2	0	0.0	0	0
Pyne	1	0	0.0	0	0
Patriots	60	1191	19.9	45	0
Opponents	41	946	23.1	102t	1

Sacks: Eisenhauer 9.5, Antwine 3.5, Hunt 3.0, Buoniconti 2.0, Pyne 2.0, St. Jean 2.0, Addison 1.0, Hall 1.0, Dukes 0.5, Long 0.5, Team 2.0.

FIELD GOALS	1-19	20-29	30-39	40-49	50+
Cappelletti	5/5	4/7	7/11	0/2	1/2
Patriots	5/5	4/7	7/11	0/2	1/2
Opponents	11/11	3/5	5/14	3/8	0/2

Cappelletti: (47n) (33G,38n,25b) (16G) (18G) (13G) (21G,26b,22G) (-) (36n,30G, 33G) (29n) (35n,30G,30G,42n) (17G) (33G,53G) (-) (36n,20G,50n,10G, 24G, 31G).

Opponents: (34n,36G,30b) (36n,36b, 45G) (30G,18G) (14G,48G,43n,51n,36n) (47n,39n, 38G,37n) (40G,42n,10G) (22G, 34n,19G,9G) (49n,42n) (28G,16G,32G) (16G,19G,14G) (50n,32G,37n) (25n,14G, 13G,26G)(27b) (-).

Editors Note: Due to insufficient data, the starting line-ups from 1960-67 are incomplete.

1965 Coaching Staff: Jesse Richardson, Defensive Line, Art Spinney, Offensive Line, Chuck W e b e r, Defensive Line/ Backfield.

AFL All-Stars (4): DT Houston Antwine (3), LB Nick Buoniconti (3), DE Bob Dee (4), C Jon Morris (2).

PASSING	ATT	CMP	YARDS	CMP%	YDS/ATT	TD	TD%	INT	INT%	LG	SK/YDS	RATING
Parilli	426	173	2597	40.6	6.10	18	4.2	26	6.1	73t	-/-	50.0
Wilson	46	20	257	43.5	5.59	1	2.2	3	6.5	30	-/-	41.7
Yewcic	1	0	0	0.0	0.00	0	0.0	0	0.0	0	-/-	39.6
Patriots	473	193	2854	40.8	6.03	19	4.0	29	6.1	73t	37/347	49.1
Opponents	431	206	2891	47.8	6.71	17	3.9	21	4.9	85t	30/291	62.7



1966 FINAL STATISTICS (8-4-2)

Head Coach: Mike Holovak • Second in AFL East • Home Stadium: Fenway Park

DATE	W/L	SCORE	OPPONENT	ATTENDANCE
9/10	L	0-24	at San Diego	29,539
9/18	W	24-10	at Denver	25,337
9/25	L	24-43	Kansas City	22,641
10/02	T	24-24	N.Y. Jets	27,255
10/08	W	20-10	at Buffalo	45,542
10/23	W	35-17	San Diego	32,371
10/30	W	24-21	Oakland	26,941
11/06	L	10-17	Denver	18,154
11/13	W	27-21	Houston	23,426
11/20	T	27-27	at Kansas City	41,475
11/27	W	20-14	at Miami	22,754
12/04	W	14-3	Buffalo	39,350
12/11	W	38-14	at Houston	17,100
12/17	L	28-38	at N.Y. Jets	58,921

Team Statistics

	PATS	OPP
TOTAL FIRST DOWNS	243	243
By Rushing	100	68
By Passing	121	153
By Penalty	22	22
TOTAL NET YARDS	4536	4491
Avg. per Game	324.0	320.8
Total Offensive Plays	889	900
Avg. per Play	5.1	5.0
NET YARDS RUSHING	1963	1135
Total Rushing Plays	471	369
Avg. per Rush	4.2	3.1
Avg. per Game	140.2	81.1
NET YARDS PASSING	2573	3356
Avg. per Game	183.8	239.7
Sacked/Yards Lost	25/211	22/209
Gross Yards Passing	2784	3565
Att./Completions	393/186	509/247
Completion Pct.	47.3	48.5
Had Intercepted	21	22
PUNTS/AVERAGE	76/36.5	86/38.5
PENALTIES/YARDS	64/601	76/757
FUMBLES/BALLS LOST	25/13	30/15
TOUCHDOWNS	38	36
Rushing	17	7
Passing	20	26
Returns	1	3

Score by Periods	1	2	3	4	OT	Total
Patriots	58	111	89	57	-	315
Opponents	64	58	61	100	-	283

SCORING	TD	Ru	Pa	Rt	PAT	FG	S	TP
Cappelletti	6	0	6	0	35/36	16/32	0	119
Nance	11	11	0	0	0	0	0	66
Garron	9	4	5	0	0	0	0	54
Graham	4	0	4	0	0	0	0	24
Whalen	4	0	4	0	0	0	0	24
Cappadonna	1	1	0	0	0	0	0	8
Bellino	1	0	1	0	0	0	0	6
Hunt	1	0	1	0	0	0	0	6
Parilli	1	1	0	0	0	0	0	6
Romeo	0	0	0	0	0	0	0	2
Patriots	38	17	20	1	35/36	16/32	0	315
Opponents	36	7	26	3	34/36	11/26	0	283

2-pt conversions.: Cappadonna 1-1, Romeo 1-1.
Patriots 2-2; opp. 0-0.

RUSHING	NO	YDS	AVG	LG	TD
Nance	299	1458	4.9	65t	11
Garron	101	319	3.2	54	4
Cappadonna	22	88	4.0	13	1
Parilli	28	42	1.5	17	1
Huarte	7	40	5.7	13	0
Garrett	13	21	1.6	5	0
Yewcic	1	-5	-5.0	-5	0
Patriots	471	1963	4.2	65t	17
Opponents	369	1135	3.1	61	7

RECEIVING	NO	YDS	AVG	LG	TD
Graham	51	673	13.2	42	4
Cappelletti	43	676	15.7	63t	6
Garron	30	416	13.9	61t	5
Whalen	29	502	17.3	45	4
Colclough	16	284	17.8	32	0
Nance	8	103	12.9	45	1
Bellino	6	77	12.8	25t	1
Romeo	2	46	23.0	29	0
Garrett	1	7	7.0	7	0
Patriots	186	2784	15.0	63t	20
Opponents	247	3565	14.4	77t	26

INTERCEPTIONS	NO	YDS	AVG	LG	TD
Hall	6	159	26.5	87	0
Hennessey	6	99	16.5	33	0
Buoniconiti	4	43	10.8	41	0
Felt	2	35	17.5	32	0
Shonta	1	9	9.0	9	0
Fraser	1	3	3.0	3	0
Graves	1	0	0.0	0	0
Webb	1	0	0.0	0	0
Patriots	22	348	15.8	87	0
Opponents	21	204	9.7	32t	2

PUNTING	NO	YDS	AVG	LG	BLK
Fraser	55	2044	37.2	68	2
Yewcic	21	732	34.9	49	1
Patriots	76	2776	36.5	68	3
Opponents	86	3312	38.5	60	1

PUNT RETURNS	NO	FC	YDS	AVG	LG	TD
Hennessey	7	0	39	5.6	11	0
Johnson	7	0	37	5.3	12	0
Purvis	5	0	43	8.6	18	0
Bellino	4	0	19	4.8	13	0
Graves	1	0	5	5.0	5	0
Patriots	24	0	143	6.0	18	0
Opponents	20	0	127	6.4	21	1

KICK RETURNS	NO	YDS	AVG	LG	TD
Bellino	18	410	22.8	43	0
Cunningham	17	371	21.8	39	0
Purvis	8	185	23.1	34	0
Cappadonna	3	46	15.3	17	0
Garron	2	49	24.5	29	0
Johnson, B.	2	45	22.5	23	0
Singer	1	27	27.0	27	0
Mangum	1	8	8.0	8	0
Colclough	1	2	2.0	2	0
Johnson	1	2	2.0	2	0
Patriots	54	1145	21.2	43	0
Opponents	46	988	21.5	62	0

Sacks: Hunt 9.0, Eisenhauer 4.5, Dee 2.5, Addison 2.0, Farmer 2.0, Antwine 1.5, Fraser 1.5, Team 1.0.

FIELD GOALS	1-19	20-29	30-39	40-49	50+
Cappelletti	6/6	1/4	6/9	3/11	0/2
Patriots	6/6	1/4	6/9	3/11	0/2
Opponents	6/6	1/5	2/7	2/7	0/1

Cappelletti: (45n) (24n,44G,14G,32G) (30G) (51n,17G) (10G,47n,31G,50n) (47n) (14G,45n) (34b,33G,31n,20n) (28G,44G,29n) (31G,19G) (47b,32G,49G,42n) (42n,41b) (13G,35n).

Opponents: (10G,40n) (18G) (11G) (48n,38n,30n,17G) (33n,36n,37G,27n) (25n,43G) (45n,28n,52n) (36G,42n) (34n, 48n) (23G,40G,28n) (-) (11G) (-) (12G).

Editors Note: Due to insufficient data, the starting line-ups from 1960-67 are incomplete.

1966 Coaching Staff: Rommie Loudd, Linebackers, Jesse Richardson, Defensive Line, Art Spinney, Offensive Line, Chuck Weber, Defensive Line/Backfield.

AFL All-Stars (11): DT Houston Antwine (4), LB Nick Buoniconiti (4), WR/K Gino Cappelletti (4), DE Larry Eisenhauer (4), DT Jim Lee Hunt (2), C Jon Morris (3), FB Jim Nance (1), T Tom Neville (1), QB Babe Parilli (3), DB Chuck Shonta (1), G Len St. Jean.

PASSING	ATT	CMP	YARDS	CMP%	YDS/ATT	TD	TD%	INT	INT%	LG	SK/YDS	RATING
Parilli	382	181	2721	47.4	7.12	20	5.2	20	5.2	63t	--/--	66.9
Huarte	11	5	63	45.5	5.73	0	0.0	1	9.0	17	--/--	25.9
Patriots	393	186	2784	47.3	7.08	20	5.1	21	5.3	63t	25/211	65.7
Opponents	509	247	3565	48.5	7.00	26	5.1	22	4.3	77t	22/209	70.7



1967 FINAL STATISTICS (3-10-1)

Head Coach: Mike Holovak • Fifth in AFL East • Home Stadium: Fenway Park

DATE	W/L	SCORE	OPPONENT	ATTENDANCE
9/03	L	21-26	at Denver	35,488
9/09	L	14-28	at San Diego	39,227
9/17	L	7-35	at Oakland	26,289
9/24	W	23-0	at Buffalo	45,748
10/08	T	31-31	at San Diego	23,620
10/15	W	41-10	Miami	23,955
10/22	L	14-48	Oakland	25,057
10/29	L	23-30	at N.Y. Jets	62,784
11/05	W	18-7	Houston	19,422
11/12	L	10-33	Kansas City	23,010
11/19	L	24-29	N.Y. Jets	26,790
11/26	L	6-27	at Houston	28,044
12/09	L	16-44	Buffalo	20,627
12/17	L	32-41	at Miami	25,969

Team Statistics

	PATS	OPP
TOTAL FIRST DOWNS	219	219
By Rushing	80	61
By Passing	120	138
By Penalty	19	20
TOTAL NET YARDS	4027	4206
Avg. per Game	287.6	300.4
Total Offensive Plays	870	871
Avg. per Play	4.6	4.8
NET YARDS RUSHING	1604	1350
Total Rushing Plays	391	417
Avg. per Rush	4.1	3.2
Avg. per Game	114.6	96.4
NET YARDS PASSING	2423	2856
Avg. per Game	173.1	204.0
Sacked/Yards Lost	45/361	31/267
Gross Yards Passing	2784	3123
Att./Completions	434/191	423/211
Completion Pct.	44.0	49.9
Had Intercepted	32	17
PUNTS/AVERAGE	65/40.5	73/41.9
PENALTIES/YARDS	59/520	70/722
FUMBLES/BALLS LOST	37/22	26/15
TOUCHDOWNS	33	48
Rushing	10	12
Passing	20	28
Returns	3	8

Score by Periods	1	2	3	4	OT	TOTAL
Patriots	74	81	60	65	-	280
Opponents	76	139	66	108	-	389

SCORING	TD	Ru	Pa	Rt	PAT	FG	S	TP
Cappelletti	3	0	3	0	29/30	16/31	0	95
Nance	8	7	1	0				48
Garron	5	0	5	0				30
Whalen	5	0	5	0				30
Graham	4	0	4	0				24
Trull	3	3	0	0				18
Cappadona	1	0	1	0				6
Charles	1	0	0	1				6
Cunningham	1	0	0	1				6
Garrett	1	0	0	1				6
Leo	1	0	1	0				6
Buoniconti	0	0	0	0			1	2
Hunt	0	0	0	0			1	2
Canale	0	0	0	0	1/1	0/0	0	1
Patriots	33	10	20	3	30/31	16/31	2	280
Opponent	48	12	28	8	44/46	19/31	0	389

2-pt. Conversions: Patriots 0-2, Opp. 0-2.

RUSHING	No	Yds	Avg	Lg	TD
Nance	269	1216	4.5	53	7
Garron	46	163	3.5	20	0
Cappadona	28	100	3.6	11	0
Parilli	14	61	4.4	18	0
Trull	19	35	1.8	10	3
Bellino	6	15	2.5	10	0
Leo	1	7	7.0	7	0
Garrett	5	7	1.4	8	0
Huarte	2	5	2.5	4	0
Graham	1	-5	-5.0	-5	0
Patriots	391	1604	4.1	53	10
Opponents	417	1350	3.2	67	12

RECEIVING	NO	YDS	AVG	LG	TD
Graham	41	606	14.8	79t	4
Whalen	39	651	16.7	41t	5
Cappelletti	35	397	11.3	35	3
Garron	30	507	16.9	66	5
Nance	22	196	8.9	36	1
Clough	14	263	18.8	52	0
Cappadona	6	104	17.3	42	1
Leo	1	25	25.0	25t	1
Nichols	1	19	19.0	19	0
Garrett	1	12	12.0	12	0
Romeo	1	4	4.0	4	0
Patriots	191	2784	14.6	79t	20
Opponents	211	3123	10.1	75t	28

INTERCEPTIONS	NO	YDS	AVG	LG	TD
Webb	4	91	22.8	41	0
Buoniconti	4	7	1.8	7	0
Shonta	3	57	19.0	28	0
Mitchell	3	9	3.0	9	0
Cunningham, J.	1	54	54.0	54	0
Charles	1	35	35.0	35t	0
Hall	1	4	4.0	4	0
Patriots	17	257	15.1	54t	2
Opponents	32	640	20.0	68t	7

PUNTING	NO	YDS	AVG	LG	BLK
Swanson	65	2632	40.5	62	0
Patriots	65	2632	40.5	62	0
Opponents	73	3062	41.9	60	1

PUNT RETURNS	NO	FC	YDS	AVG	LG	TD
Bellino	15	8	129	8.6	18	0
Cunningham, J.	17	5	105	6.2	44	0
Johnson	6	1	124	20.7	52	0
Leo	5	0	54	10.8	43	0
Patriots	43	14	412	9.6	52	0
Opponents	31	12	252	8.1	39	0

KICK RETURNS	NO	YDS	AVG	LG	TD
Cunningham	30	627	20.9	41	0
Bellino	18	357	19.8	32	0
Leo	11	232	21.1	31	0
Garrett	4	73	18.3	20	0
Garron	3	73	24.3	26	0
Cappadona	3	26	14.5	20	0
Singer	2	29	14.5	20	0
Ilg	1	10	10.0	10	0
Johnson	1	9	9.0	9	0
Patriots	73	1436	19.7	41	0
Opponents	45	946	21.0	51	0

Sacks: Antwine 6.0, Eisenhower 6.0, Hunt 5.0, Dee 2.5, Buoniconti 1.0, Ilg 1.0, Satcher 1.0, Shonta 1.0, Philpott 0.5, Team 2.0.

FIELD GOALS	1-19	20-29	30-39	40-49	50+
Cappelletti	4/6	3/4	3/6	6/11	0/4
Patriots	4/6	3/4	3/6	6/11	0/4
Opponents	7/8	6/7	4/6	2/9	0/1

Cappelletti: (-) (38n) (-) (33G,23G,49n, 20n,44n,44n,45G) (37n,51n,41G) (36n, 17b) (-) (14G,42G,33G) (50n,40G,13b, 12G,18G) (47n,24G) (14G) (40G,50n, 51n,30G) (40n) (41G,20G).

Opponents: (20G,9G) (45n,50n,42n) (-) (49n,20n,39n) (32G,49n) (34G,35n) (12G, 24G) (41n,14G,21G,26G,15n) (-) (33G,36G) (40G,49n) (44G,47n,23G) (12G,11G,23G) (13G,13G).

Editors Note: Due to insufficient data, the starting line-ups from 1960-67 are incomplete.

1967 Coaching Staff: Rommie Loudd, Linebackers, Jesse Richardson, Defensive Line, Art Spinney, Offensive Line, Chuck Weber, Defensive Line/Backfield.

AFL All-Stars (7): DT Houston Antwine (5), LB Nick Buoniconti (5), RB Larry Garron (4), DT Jim Lee Hunt (3), C Jon Morris (4), FB Jim Nance (2), T Don Oakes (1).

PASSING	ATT	CMP	YARDS	CMP%	YDS/ATT	TD	TD%	INT	INT%	LG	SK/YDS	RATING
Parilli	344	161	2317	46.8	6.74	19	5.5	24	7.0	79t	29/250	58.5
Trull	81	27	442	33.3	5.46	1	1.2	7	8.6	52	11/75	20.7
Huarte	9	3	25	33.3	2.78	0	0.0	1	11.1	15	5/36	2.8
Patriots	434	191	2784	44.0	6.41	20	4.6	32	7.4	79t	45/361	50.1
Opponents	423	211	3123	49.9	7.38	28	6.6	17	4.0	75t	31/267	79.7



1968 FINAL STATISTICS (4-10)

Head Coach: Mike Holovak • Fourth in AFL East • Home Stadium: Fenway Park

DATE	W/L	SCORE	OPPONENT	ATTENDANCE
9/08	W	16-7	at Buffalo	38,865
9/22	L	31-47	*N.Y. Jets	29,192
9/29	W	20-17	at Denver	37,024
10/06	L	10-41	at Oakland	44,253
10/13	L	0-16	Houston	32,502
10/20	W	23-6	Buffalo	21,082
10/27	L	14-48	at N.Y. Jets	62,351
11/03	L	14-35	Denver	18,304
11/10	L	17-27	San Diego	19,278
11/17	L	17-31	at Kansas City	48,271
11/24	L	10-34	Miami	18,305
12/01	W	33-14	Cincinnati	17,796
12/08	L	7-38	at Miami	24,242
12/15	L	17-45	at Houston	34,198

* at Birmingham, Ala.

Team Statistics

	PATS	OPP
--	------	-----

TOTAL FIRST DOWNS	181	237
--------------------------	------------	------------

By Rushing	69	86
By Passing	94	123
By Penalty	18	28

TOTAL NET YARDS	3127	4415
------------------------	-------------	-------------

Avg. per Game	223.4	315.4
Total Offensive Plays	868	922
Avg. per Play	3.6	4.8

NET YARDS RUSHING	1362	1825
--------------------------	-------------	-------------

Total Rushing Plays	421	479
Avg. per Rush	3.2	3.8
Avg. per Game	97.3	130.4

NET YARDS PASSING	1765	2590
--------------------------	-------------	-------------

Avg. per Game	126.1	185.0
Sacked/Yards Lost	38/356	27/236
Gross Yards Passing	2121	2826

Att./Completions	409/160	416/200
Completion Pct.	39.1	48.1
Had Intercepted	33	23

PUNTS/AVERAGE	96/39.9	81/40.5
----------------------	----------------	----------------

PENALTIES/YARDS	67/682	70/874
------------------------	---------------	---------------

FUMBLES/BALLS LOST	28/20	37/17
---------------------------	--------------	--------------

TOUCHDOWNS	26	49
-------------------	-----------	-----------

Rushing	8	22
Passing	16	20
Returns	2	7

Score by Periods	1	2	3	4	OT	Total
-------------------------	----------	----------	----------	----------	-----------	--------------

Patriots	45	57	65	62	-	229
Opponents	83	111	89	123	-	406

SCORING	TD	Ru	Pa	Rt	PAT	FG	S	TP
----------------	-----------	-----------	-----------	-----------	------------	-----------	----------	-----------

Cappelletti	2	0	2	0	26/26	15/27	0	83
Whalen	7	0	7	0	0	0	0	42
Marsh	4	0	4	0	0	0	0	24
Nance	4	4	0	0	0	0	0	24
Gamble	2	1	1	0	0	0	0	12
Thomas	2	2	1	0	0	0	0	12
Garron	1	1	0	0	0	0	0	6
Graham	1	0	1	0	0	0	0	6
Philpott	1	0	0	1	0	0	0	6
Scarpitto	1	0	1	0	0	0	0	6
Witt	1	0	0	1	0	0	0	6
Satchler	0	0	0	0	0	1	2	0
Patriots	26	8	16	2	26/26	15/27	1	229
Opponents	49	22	20	7	49/49	21/31	0	406

2-PT. Conversions:	Patriots 0-0, Opp. 0-0.
---------------------------	--------------------------------

RUSHING	NO	YDS	AVG	LG	TD
Nance	177	593	3.4	30t	4
Gamble	78	311	4.0	40t	1
Thomas	88	215	2.4	25	2
Garron	36	97	2.7	18	1
Sherman	25	80	3.2	17	0
Taliaferro	8	51	6.4	21	0
Marshall	4	8	2.0	11	0
Johnson	2	6	3.0	6	0
Cappelletti	1	2	2.0	2	0
Whalen	1	0	0.0	0	0
Corcoran	1	-1	-1.0	-1	0
Patriots	421	1362	3.2	40t	8
Opponents	479	1825	3.8	55t	22

RECEIVING	NO	YDS	AVG	LG	TD
Whalen	47	718	15.3	87t	7
Marsh	19	331	17.4	70t	4
Murphy	18	268	14.9	26	0
Graham	16	242	15.1	34	1
Nance	14	51	3.6	13	0
Cappelletti	13	182	14.0	30	2
Gamble	11	55	5.0	16	1
Thomas	10	85	8.5	32	0
Colclough	8	136	17.0	44	0
Scarpitto	2	49	24.5	33t	1
Garron	1	4	4.0	4	0
Canale	1	0	0.0	0	0
Patriots	160	2121	13.3	87t	16
Opponents	200	2826	14.1	90t	20

INTERCEPTIONS	NO	YDS	AVG	LG	TD
Mitchell	7	41	5.9	20	0
Philpott	4	31	7.8	17	0
Buoniconti	3	22	7.3	14	0
Johnson	2	33	16.5	19	0
McMahon	2	27	13.5	27	0
Charles	1	29	29.0	29	0
Cheyunski	1	21	21.0	21	0
Johnson	1	11	11.0	11	0
Witt	1	4	4.0	4t	1
Satchler	1	1	1.0	1	0
Patriots	23	220	9.6	29t	1
Opponents	33	510	15.5	54t	3

PUNTING	NO	YDS	AVG	LG	BLK
Swanson	62	2449	39.5	57	2
Scarpitto	34	1382	40.6	87	2
Patriots	96	3831	39.9	87	4
Opponents	81	3280	40.5	65	0

PUNT RETURNS	NO	FC	YDS	AVG	LG	TD
Porter	22	5	135	6.1	24	0
Johnson, B.	10	8	34	3.4	9	0
Leo	2	0	12	6.0	8	0
Graham	2	3	11	5.5	6	0
Johnson, D.	1	3	5	5.0	5	0
Patriots	37	19	197	5.3	24	0
Opponents	59	13	502	8.5	76t	1

KICK RETURNS	NO	YDS	AVG	LG	TD
Porter	36	812	22.6	61	0
Johnson, B.	22	442	20.1	36	0
Marsh	4	74	18.5	27	0
Johnson, D.	3	63	21.0	26	0
Long	2	20	10.0	11	0
Thomas	1	22	22.0	22	0
Graham	1	9	9.0	9	0
Cheyunski	1	0	0.0	0	0
Gamble	1	0	0.0	0	0
Patriots	71	1442	20.3	61	0
Opponents	40	901	22.5	63	0

Sacks: Antwine 7.5, Philpott 4.0, Byrd 3.5, Buoniconti 3.0, Witt 3.0, Hunt 1.5, Cheyunski 1.0, Toner 1.0, Eisenhower 0.5, Team 2.0.

FIELD GOALS	1-19	20-29	30-39	40-49	50+
Cappelletti	4/4	6/7	4/6	1/8	0/2
Patriots	4/4	6/7	4/6	1/8	0/2
Opponents	7/8	7/8	4/5	3/8	0/2

Cappelletti: (10G,28G,30G) (31G) (50n, 22G, 42n,7G) (24G) (49n) (39G,50n,20G, 49n,16G) (-) (-) (25n,45n,35G) (29G,34b, 45n,35n) (15G,49n) (27G,42b) (-) (42G).

Opponents: (42n,47b) (30G,27G,27G, 48G) (27G,43n,24n) (19G,33G) (44G, 40b,13b, 15G,25G) (16G,11G) (12G, 23G) (-) (32G,33G) (40G,50n) (17G,22G) (-) (33n,25G) (54n,42n,16G).

Starters: Offense: WR Art Graham (6), Jim Colclough (4), Bill Murphy (4); LT Tom Funchess (12), Don Oakes (2); LG Justin Canale (13), Tom Funchess (1); C Jon Morris (14), RG Lennie St. Jean (13), Carl Singer (1); RT Tom Neville (13), D. Oakes (1); TE Jim Whalen (13), Bobby Nichols (1); WR Aaron Marsh (12), Gino Cappelletti (2); QB Mike Taliaferro (8), Tom Sherman (5), Jim Corcoran (1); RB R.C. Gamble (5), Jim Nance (5), Gene Thomas (3), Bill Murphy (1); FB J. Nance (5), R.C. Gamble (3), Larry Garron (2), G. Thomas (2).

Defense: LE Dennis Byrd (10), Jim Lee Hunt (4); LT J.L. Hunt (10), D. Byrd (4); RE Larry Eisenhower (8), Mel Witt (6); RT Houston Antwine (14); LLB Ed Philpott (14); MLB Nick Buoniconti (9), Jim Cheyunski (4), Ray Ilg (1); RLB Doug Satchler (13), Ed Koontz (1); LCB Leroy Mitchell (13), Daryl Johnson (1); RCB D. Johnson (10), John Charles (1), Bill Johnson (1), Art McMahon (1), L. Mitchell (1); SS J. Charles (6), Don Webb (4), B. Johnson (3), A. McMahon (1); FS D. Webb (5), J. Charles (4), A. McMahon (3), B. Johnson (1), D. Johnson (1).

1968 Coaching Staff: Claude Gibson, Defensive Backfield, Jesse Richardson, Defensive Line, Art Spinney, Offensive Line, Tom Yewic Offensive Backfield.

AFL All-Stars (5): DT Houston Antwine (6), WR/K Gino Cappelletti (5), CB Leroy Mitchell (1), C Jon Morris (5), T Tom Neville (2).

PASSING	ATT	CMP	YARDS	CMP%	YDS/ATT	TD	TD%	INT	INT%	LG	SK/YDS	RATING
Sherman	226	90	1199	39.8	5.31	12	5.3	16	7.1	87t	19/190	45.6
Taliaferro	176	67	889	38.1	5.05	4	2.3	15	8.5	70t	18/156	26.9
Corcoran	7	3	33	42.9	4.71	0	0.0	2	28.6	14	1/10	17.9
Patriots	409	160	2121	39.1	5.19	16	3.9	33	8.1	87t	38/356	35.7
Opponents	416	200	2826	48.1	6.79	20	4.8	23	5.5	90t	27/236	63.4



1969 FINAL STATISTICS (4-10)

Head Coach: Clive Rush • Tied Third in AFL East • Home Stadium: Alumni Stadium (Boston College)

DATE	W/L	SCORE	OPPONENT	ATTENDANCE
9/14	L	7-35	at Denver	43,679
9/21	L	0-31	Kansas City	22,002
9/28	L	23-38	Oakland	19,069
10/05	L	14-23	N.Y. Jets	25,584
10/11	L	16-23	at Buffalo	46,201
10/19	L	10-13	San Diego	18,346
10/26	L	17-23	at N.Y. Jets	62,298
11/02	W	24-0	Houston	19,006
11/09	L	16-17	Miami	19,821
11/16	W	25-14	at Cincinnati	27,927
11/23	W	35-21	Buffalo	25,584
11/30	W	38-23	at Miami	32,121
12/07	L	18-28	at San Diego	33,146
12/14	L	23-27	at Houston	39,215

Team Statistics

	PATS	OPP
TOTAL FIRST DOWNS	166	278
By Rushing	64	142
By Passing	87	115
By Penalty	15	21
TOTAL NET YARDS	3419	4810
Avg. per Game	244.2	343.6
Total Offensive Plays	729	898
Avg. per Play	4.7	5.4
NET YARDS RUSHING	1489	2359
Total Rushing Plays	367	528
Avg. per Rush	4.1	4.5
Avg. per Game	106.4	168.5
NET YARDS PASSING	1930	2451
Avg. per Game	138.6	175.1
Sacked/Yards Lost	24/261	22/159
Gross Yards Passing	2191	2619
Att./Completions	338/162	348/203
Completion Pct.	47.9	58.3
Had Intercepted	18	20
PUNTS/AVERAGE	70/41.5	55/38.6
PENALTIES/YARDS	77/837	69/810
FUMBLES/BALLS LOST	15/10	33/14
TOUCHDOWNS	32	38
Rushing	11	18
Passing	19	18
Returns	2	2

Score by Periods	1	2	3	4	OT	Total
Patriots	88	63	24	91	-	266
Opponents	78	82	92	64	-	316

SCORING	TD	Ru	Pa	Rt	PAT	FG	S	TP
Cappelletti	0	0	0	0	26/27	14/34	0	68
Frazier	7	0	7	0	0	0	0	42
Garrett	7	5	2	0	0	0	0	42
Nance	6	6	0	0	0	0	0	36
Sellers	6	0	6	0	0	0	0	36
Rademacher	3	0	3	0	0	0	0	18
Johnson	1	0	0	1	0	0	0	8
Charles	1	0	0	1	0	0	0	6
Whalen	1	0	1	0	0	0	0	6
Jones	0	0	0	0	0	0	1	2
Hammond	0	0	0	0	0	0	0	2
Patriots	32	11	19	2	26/27	14/34	2	266
Opponents	38	18	18	2	37/38	17/28	0	316

2-Pt. Conversions: Hammond 1-1, Janik 0-1, Taliaferro 0-1, Patriots 1-3, Opp. 0-0.

RUSHING	NO	YDS	AVG	LG	TD
Nance	193	750	3.9	43	6
Garrett	137	691	5.0	80t	5
Gamble	16	35	2.2	9	0
Blanks	7	30	4.3	12	0
Frazier	2	-1	-0.5	9	0
Taliaferro	12	-16	-1.3	2	0
Patriots	367	1489	4.1	80t	11
Opponents	528	2359	4.5	72	18

RECEIVING	NO	YDS	AVG	LG	TD
Garrett	29	267	9.2	34	2
Nance	29	168	5.8	27	0
Sellers	27	705	26.1	77	6
Frazier	19	306	16.1	50t	7
Rademacher	17	217	12.8	40	3
Whalen	16	235	14.7	47	1
Marsh	8	108	13.5	21	0
Gamble	7	74	10.6	20	0
Brown	6	69	11.5	15	0
Blanks	2	16	8.0	13	0
Cappelletti	1	21	21.0	21	0
Richardson	1	5	5.0	5	0
Patriots	162	2191	13.5	77	19
Opponents	203	2610	12.9	76t	18

INTERCEPTIONS	NO	YDS	AVG	LG	TD
Carwell	4	114	28.5	38	0
Charles	4	46	11.5	25t	1
Philpott	4	37	9.2	16	0
Webb	2	32	16.0	32	0
Johnson	2	23	11.5	23	0
Cheyunski	1	37	37.0	37	0
Bramlett	1	26	26.0	26	0
Janik	1	8	8.0	8	0
Schottenheimer	1	3	3.0	3	0
Patriots	20	326	16.3	38	1
Opponents	18	225	12.5	37	1

PUNTING	NO	YDS	AVG	LG	BLK
Janik	70	2903	41.5	56	0
Patriots	70	2903	41.5	56	0
Opponents	55	2123	38.6	56	0

PUNT RETURNS	NO	FC	YDS	AVG	LG	TD
Garrett	12	0	159	13.3	45	0
Carwell	5	0	43	8.6	13	0
Blanks	5	2	10	2.0	12	0
Janik	1	0	0	0.0	0	0
Gamble	0	1	0	0.0	0	0
Gladieux	0	3	0	0.0	0	0
Patriots	23	6	212	9.2	45	0
Opponents	19	21	114	6.0	64	0

KICK RETURNS	NO	YDS	AVG	LG	TD
Garrett	28	792	28.3	63	0
Marsh	6	136	22.7	41	0
Blanks	6	131	21.8	25	0
Scott	6	43	7.2	14	0
Gladieux	4	61	15.3	20	0
Carwell	1	28	28.0	28	0
Gamble	1	23	23.0	23	0
Berger	1	20	20.0	20	0
Schottenheimer	1	13	13.0	13	0
Patriots	54	1247	23.1	63	0
Opponents	56	1068	19.1	47	0

Sacks: Antwine 5.0, Hunt 3.5, Eisenhauer 3.0, Berger 2.0, Cheyunski 1.5, Carwell 1.0, Henke 1.0, Jacobs 1.0, Philpott 1.0, Witt 1.0, Team 2.0.

FIELD GOALS	1-19	20-29	30-39	40-49	50+
Cappelletti	6/7	1/4	6/12	1/9	0/2
Patriots	6/7	1/4	6/12	1/9	0/2
Opponents	8/8	7/9	2/8	0/2	0/1

Cappelletti: (23n) (47n) (50n,16G) (-) (47n,32G,29n) (46n,18n,32G) (39G,49n) (30n,30G,41n) (22n,50n,17G) (11G,36G,43n,45n,43G,38n,33n) (49n,30n) (37n, 13G) (34n,34G) (10G,19G,27G).

Opponents: (35n) (16G) (25G,27n) (34n,16G,24G,13G) (24G,22G,22G) (12G,28G,28n) (38G,37n,32G,13G) (35n) (17G,41n,31n) (55n) (-) (22G) (-) (30n, 48n,13G,19G).

Starters: Offense: WR Charley Frazier (11), Bill Rademacher (3), LT Tom Funchess (14); LG Mike Montier (11), Charlie Long (3); C Jon Morris (14); RG Lennie St. Jean; RT Tom Neville (14); TE Jim Whalen (11), Barry Brown (2), C. Frazier (1); WR Ron Sellers (9), Aaron Marsh (4), B. Rademacher (1); QB Mike Taliaferro (14); RB Carl Garrett (5), Jim Nance (5), R.C. Gamble (4); FB J. Nance (9), C. Garrett (1), R.C. Gamble (1).

Defense: LE Karl Henke (7), Ray Jacobs (5), John Cagle (1), Mel Witt (1); LT Jim Lee Hunt (14); RE Larry Eisenhauer (13), Ron Berger (1); RB Houston Antwine (14); LLB Ed Philpott (14); MLB Jim Cheyunski (14); John Bramlett (12), Marty Schottenheimer (1), J.R. William (1); LCB Larry Carwell (13), John Outlaw (1); RCB Daryl Johnson (14); SS John Charles (11), Don Webb (2), Tom Janik (1); FS D. Webb (12), J. Charles (2).

1969 Coaching Staff: Bruce Beatty, Offensive Line, Bill Elias, Defensive Backfield, John Mazur, Offensive Backfield, John Meyer, Linebackers, Jesse Richardson, Defensive Line, Jerry Stoltz, Receivers.

AFL All-Stars (5): RB Carl Garrett (1), DT Jim Lee Hunt (4), C Jon Morris (6), WR Ron Sellers (1), QB Mike Taliaferro (1), S Don Webb (1).

PASSING	ATT	CMP	YARDS	CMP%	YDS/ATT	TD	TD%	INT	INT%	LG	SK/YDS	RATING
Taliaferro	331	160	2160	48.3	6.53	19	5.7	18	5.4	77	24/261	66.0
Hammond	6	2	31	33.3	5.17	0	0.0	0	0.0	18	0/0	51.4
Garrett	1	0	0	0.0	0.0	0	0.0	0	0.0	0	0/0	39.6
Patriots	338	162	2191	47.9	6.48	19	5.6	18	5.3	77	24/261	65.6
Opponents	348	203	2610	58.3	7.50	18	5.2	20	5.7	76t	22/159	75.2



1970 FINAL STATISTICS (2-12)

Head Coaches: Clive Rush (1-6), John Mazur (1-6) • Fifth in AFC East • Home Stadium: Harvard Stadium

DATE	W/L	SCORE	OPPONENT	ATTENDANCE
9/20	W	27-14	Miami	32,607
9/27	L	21-31	N.Y. Jets	36,040
10/04	L	6-14	Baltimore	38,235
10/11	L	10-23	at Kansas City	50,698
10/18	L	0-16	N.Y. Giants	39,091
10/25	L	3-27	at Baltimore	60,240
11/01	L	10-45	Buffalo	31,148
11/08	L	0-31	at St. Louis	46,466
11/15	L	14-16	San Diego	30,597
11/22	L	3-17	at N.Y. Jets	61,822
11/29	W	14-10	at Buffalo	31,427
12/06	L	20-37	at Miami	51,032
12/13	L	14-35	Minnesota	37,819
12/20	L	7-45	at Cincinnati	60,157

Team Statistics

TOTAL FIRST DOWNS	184	242						
By Rushing	63	115						
By Passing	98	105						
By Penalty	23	22						
TOTAL NET YARDS	2626	4261						
Avg. per Game	187.6	304.4						
Total Offensive Plays	768	865						
Avg. per Play	3.4	4.9						
NET YARDS RUSHING	1040	2074						
Total Rushing Plays	334	503						
Avg. per Rush	3.1	4.1						
Avg. per Game	74.3	148.1						
NET YARDS PASSING	1586	2187						
Avg. per Game	113.3	156.2						
Sacks/Yards Lost	42/389	28/243						
Gross Yards Passing	1975	2430						
Att./Completions	392/176	334/177						
Completion Pct.	44.9	53.0						
Had Intercepted	28	8						
PUNTS/AVERAGE	86/39.1	63/43.8						
PENALTIES/YARDS	88/849	101/1096						
FUMBLES/BALLS LOST	18/13	33/17						
TOUCHDOWNS	18	44						
Rushing	11	20						
Passing	7	19						
Returns	0	5						
Score by Periods	1	2	3	4	OT	Total		
Patriots	13	50	41	45	0	149		
Opponents	92	131	55	83	0	361		
SCORING	TD	Ru	Pa	Rt	PAT	FG	S	TP
Nance	7	7	0	0		0	42	
Cappelletti	0	0	0	0	12/13	6/15	0	30
Garrett	4	4	0	0		0	24	
Sellers	4	0	4	0		0	24	
Turner	2	0	2	0		0	12	
Gogolak	0	0	0	0	5/5	2/7	0	11
Knief	1	0	1	0		0	6	
Patriots	18	11	7	0	17/18	8/22	0	149
Opponents	44	20	19	5	44/44	17/28	1	361

RUSHING	NO	YDS	AVG	LG	TD
Nance	145	522	3.6	21	7
Garrett	88	272	3.1	26	4
Lawson	56	99	1.8	15	0
Kapp	20	71	3.6	14	0
Blanks	13	44	3.4	12	0
Ray	5	13	2.6	4	0
Taliaferro	3	11	3.7	6	0
Gladieux	4	8	2.0	8	0
Patriots	334	1040	3.1	26	11
Opponents	503	2074	4.1	56t	20

RECEIVING	NO	YDS	AVG	LG	TD
Sellers	38	550	14.5	48	4
Turner	28	428	15.3	43	2
Garrett	26	216	8.3	29	0
Nance	26	148	5.7	16	0
Brown	15	145	9.7	22	0
Beer	11	150	13.6	25	0
Lawson	11	113	10.3	19	0
Frazier	9	86	9.6	16	0
Blanks	5	49	9.8	18	0
Rademacher	4	51	12.8	16	0
Knief	3	39	13.0	22t	1
Patriots	176	1975	11.2	48	7
Opponents	177	2430	13.7	60t	19

INTERCEPTIONS	NO	YDS	AVG	LG	TD
Johnson	2	51	25.5	42	0
McMahon	1	72	72.0	72	0
Philpott	1	23	23.0	23	0
Scott	1	18	18.0	18	0
Bramlett	1	16	16.0	16	0
Webb	1	2	2.0	2	0
Williamson	1	2	2.0	2	0
Patriots	8	184	23.0	72	0
Opponents	28	302	10.8	59t	2

PUNTING	NO	YDS	AVG	LG	BLK
Janik	86	3364	39.1	57	1
Patriots	86	3364	39.1	57	1
Opponents	63	2758	43.8	67	0

PUNT RETURNS	NO	FC	YDS	AVG	LG	TD
Garrett	17	0	168	9.9	62	0
Blanks	9	4	83	9.2	22	0
Carwell	3	0	48	16.0	45	0
Johnson	2	3	6	3.0	6	0
Lawson	1	1	0	0.0	0	0
Gladieux	0	1	0	0.0	0	0
Patriots	32	9	305	9.5	62	0
Opponents	42	16	303	7.2	54	0

Sacks: Berger 9.0, Antwine 6.0, Lassiter 3.5, Hunt 2.5, Bramlett 2.0, Cheynunski 1.5, Johnson 1.0, Philpott 0.5, Team 2.0. Patriots 28.0, Opponent 42.0.

KICK RETURNS	NO	YDS	AVG	LG	TD
Lawson	25	546	21.8	52	0
Garrett	24	511	21.3	30	0
Blanks	7	152	21.7	29	0
Carwell	1	30	30.0	30	0
Whittingham	1	24	24.0	24	0
Schottenheimer	1	8	8.0	8	0
Beer	1	4	4.0	4	0
Beverly	1	0	0.0	0	0
Brown	1	0	0.0	0	0
Patriots	62	1275	20.6	56	0
Opponents	41	841	20.5	96t	2

FIELD GOALS	1-19	20-29	30-39	40-49	50+
Cappelletti	2/3	3/4	0/2	1/5	0/1
Gogolak	1/1	0/0	1/2	0/3	0/1
Patriots	3/4	3/4	1/4	1/8	0/2
Opponents	4/4	4/7	5/6	4/8	0/3

Cappelletti: (41G, 50n, 22G) (40n) (44n, 13G,23b,47n,25G) (14n) (-) (-) (-) (-) (35n,9G) (-) (49b,39b) (-) (-).

Gogolak: (-) (-) (-) (-) (-) (15G,40n,47n) (34n,32G) (48b) (-) (50n) (-) (-) (-).

Opponents: (22n) (25G) (35n) (42G, 44G,50n,24G) (14G,18G,50n,22G) (12G, 48G) (20G,47n) (43G) (45n,25n,23n) (37G,50n,43n) (37G) (15G,39G,30G) (40n) (37G)

Starters: Offense:WR Bake Turner (13), Charley Frazier (1); LT Tom Funchess (7), Mike Montler (7); LG Gary Bugenhagen (6), M. Montler (5), T. Funchess (3); C Jon Morris (14); RG Lennie St. Jean (14); RT Tom Neville (13), Rex Mirich (1); TE Barry Brown (10), Tom Beer (4); WR Ron Sellers (13), Bill Rademacher (1); QB Joe Kapp (10), Mike Taliaferro (4); RB Carl Garrett (8), Jim Nance (5), Odell Lawson (1); FB J. Nance (8), C. Garrett (4), O. Lawson (1), Eddie Ray (1).

Defense: LE Mel Witt (6), Ike Lassiter (5), Dennis Wirgowski (2), T. Funchess (1); LT Jim Lee Hunt (13), R. Mirich (1); RT Ron Berger (12), D. Wirgowski (2); RE Houston Antwine (14); LLB Ed Phillpott (12), Mike Ballou (2); MLB Jim Cheynunski (11), Marty Schottenheimer (3); RLB John Bramlett (11), M. Ballou (2), M. Schottenheimer (1); LCB Larry Carwell (8), Randy Beverly (3), Clarence Scott (2), Art McMahon (1); RCB Daryl Johnson (12), L. Carwell (1), C. Scott (1); SS C. Scott (10), Don Webb (2), A. McMahon (1), D. Johnson (1); FS D. Webb (12), D. Johnson (1), C. Scott (1).

1970 Coaching Staff: Bruce Beatty, Offensive Line, Bill Elias, Defensive Backfield, John Mazur, Offensive Backfield, John Meyer, Linebackers, Jerry Richardson, Defensive Line, Jerry Stoltz, Receivers.

AFL All-Star (1): C Jon Morris (7).

PASSING	ATT	CMP	YARDS	CMP%	YDS/ATT	TD	TD%	INT	INT%	LG	SK/YDS	RATING
Kapp	219	98	1104	44.7	5.04	3	1.4	17	7.8	48	27/231	32.6
Taliaferro	173	78	871	45.1	5.03	4	2.3	11	6.4	45	15/158	41.8
Patriots	392	176	1975	44.9	5.04	7	1.8	28	7.1	48	42/389	36.7
Opponents	334	177	2430	53.0	7.28	19	5.7	8	2.4	60t	28/243	85.5



1971 FINAL STATISTICS (6-8)

Head Coach: John Mazur • Tied for Third in AFC East • Home Stadium: Schaefer Stadium

DATE	W/L	SCORE	OPPONENT	ATTENDANCE
9/19	W	20-6	Oakland	55,405
9/26	L	7-34	Detroit	61,054
10/03	L	3-23	Baltimore	61,232
10/10	W	20-0	N.Y. Jets	61,357
10/17	L	3-41	at Miami	58,822
10/24	L	21-44	at Dallas	65,708
10/31	L	10-27	at San Francisco	45,092
11/07	W	28-20	Houston	53,155
11/14	W	38-33	Buffalo	57,446
11/21	L	7-27	at Cleveland	65,238
11/28	L	20-27	at Buffalo	27,166
12/05	W	34-13	Miami	61,457
12/12	L	6-13	at N.Y. Jets	63,175
12/19	W	21-17	at Baltimore	57,942

Team Statistics

	PATS	OPP
--	------	-----

TOTAL FIRST DOWNS 190 237

By Rushing 85 106

By Passing 94 111

By Penalty 11 20

Third Down: Made/Att. 72/198 81/208

Third Down: Eff. 36.3 38.9

TOTAL NET YARDS 3556 4072

Avg. per Game 254.0 290.9

Total Offensive Plays 786 856

Avg. per Play 4.5 4.8

NET YARDS RUSHING 1669 1918

Total Rushing Plays 419 481

Avg. per Rush 4.0 4.0

Avg. per Game 119.2 137.0

NET YARDS PASSING 1887 2154

Avg. per Game 134.8 153.9

Sacked/Yards Lost 36/319 25/249

Gross Yards Passing 2206 2403

Att./Completions 330/159 350/170

Completion Pct. 48.2 48.6

Had Intercepted 16 15

PUNTS/AVERAGE 87/37.3 66/38.8

PENALTIES/YARDS 67/657 60/559

FUMBLES/BALLS LOST 26/16 35/14

TOUCHDOWNS 29 35

Rushing 7 14

Passing 19 16

Returns 3 5

Score by Periods 1 2 3 4 OT Total

Patriots 41 64 69 64 0 238

Opponents 82 105 54 84 0 325

SCORING TD Ru Pa Rt PAT FG S TP

Gogolak 0 0 0 0 28/28 12/21 0 64

Vataha 9 0 0 0 0 0 54

Nance 5 5 0 0 0 0 30

Beer 3 0 0 0 0 0 18

Sellers 3 0 0 0 0 0 18

Moss 2 0 1 1 0 0 12

Garrett 2 1 1 0 0 0 12

Bryant 1 0 1 0 0 0 6

Maitland 1 1 0 0 0 0 6

Carwell 1 0 0 1 0 0 6

Crabtree 1 0 1 0 0 0 6

Outlaw 1 0 0 1 0 0 6

Team 0 0 0 0 0/1 0 0

Patriots 29 7 19 3 28/29 12/21 0 238

Opponents 35 14 16 5 34/35 27/36 0 325

RUSHING	NO	YDS	AVG	LG	TD
Garrett	181	784	4.3	38	1
Nance	129	463	3.6	50t	5
Plunkett	45	210	4.7	16	0
Gladieux	37	175	4.7	31	0
Maitland	13	25	1.9	6	1
Lawson	8	8	1.0	6	0
Bryant	4	1	0.3	1	0
Crabtree	2	11	5.5	18	0
Neville	0	-8	-	-8	0
Patriots	419	1669	4.0	50t	7
Opponents	481	1918	4.0	56t	14

RECEIVING	NO	YDS	AVG	LG	TD
Vataha	51	872	17.1	88t	9
Garrett	22	265	12.0	80t	1
Nance	18	95	5.3	12	0
Sellers	14	222	15.9	49	3
Bryant	14	212	15.1	48	1
Beer	12	191	15.9	31t	3
Moss	9	124	13.8	20t	1
Crabtree	9	120	13.3	31t	1
Gladieux	6	60	10.0	25	0
Rucker	2	24	12.0	19	0
Sykes	1	15	15.0	15	0
Maitland	1	6	6.0	6	0
Patriots	159	2206	13.9	88t	19
Opponents	170	2403	14.1	74t	16

INTERCEPTIONS	NO	YDS	AVG	LG	TD
Carwell	5	72	14.4	53t	1
Kiner	4	25	6.3	14	0
Outlaw	3	89	29.7	60t	1
Beverly	2	19	9.5	19	0
Cheyunski	1	24	24.0	24	0
Patriots	15	229	15.3	60t	2
Opponents	16	157	9.8	25t	1

PUNTING	NO	YDS	AVG	LG	BLK
Janik	87	3249	37.3	58	0
Patriots	87	3249	37.3	58	0
Opponents	66	2564	38.8	64	1

PUNT RETURNS	NO	FC	YDS	AVG	LG	TD
Bryant	10	1	24	2.4	16	0
Garrett	8	2	124	15.5	50	0
Harris	5	1	19	3.8	9	0
Gladieux	4	8	0	0.0	0	0
Gardin	4	5	14	3.5	5	0
Patriots	31	17	181	5.8	50	0
Opponents	36	31	279	7.8	68t	1

KICK RETURNS	NO	YDS	AVG	LG	TD
Garrett	24	538	22.4	37	0
Gardin	14	321	22.9	34	0
Bryant	10	252	25.2	45	0
Gladieux	6	85	14.2	20	0
Lawson	2	47	23.5	25	0
Rucker	2	45	22.5	21	0
Maitland	2	40	20.0	21	0
Mallory	1	19	19.0	19	0
Hagen	1	7	7.0	7	0
Janik	1	0	0.0	0	0
Webb	1	0	0.0	0	0
Patriots	64	1354	21.2	45	0
Opponents	49	1427	29.1	94t	1

Sacks: Kiner 6.5, Adams 5.0, Lassiter 4.0, Berger 3.0, May 2.5, Weisacosky 2.0, Philpott 1.0, Rowe 1.0, Weisacosky 1.0. Patriots 26.0, Opponents 36.0.

FIELD GOALS	1-19	20-29	30-39	40-49	50+
Gogolak	1/1	1/3	6/7	3/7	1/3
Patriots	1/1	1/3	6/7	3/7	1/3
Opponents	8/9	4/5	5/6	9/14	1/2

Gogolak: (46G,22G) (-) (34G,46b,46n) (36n,53n) (51G) (-) (51n,48n,32G) (25n) (38G) (20b) (40G,17G) (37G,35G) (34G,47G) (47b).

Opponents: (21n) (23G,27G) (42G, 41G, 50G) (-) (34G,46n,42G) (16G,17G, 45n,12G) (35G,41G,40n) (25G,41G,37n) (17G,48G, 17G,12G) (34G,15n,31G) (51n,48G,41G) (26G,30G) (16G,42n, 42G) (12G,40n).

Starters: Offense: WR Randy Vataha (13), Alfred Sykes (1); LT Mike Montler (14); LG Halvor Hagen (14); C Jon Morris (13), Bill Lenkaitis (1); RG Lennie St. Jean (13), B. Lenkaitis (1); RT Tom Neville (14); TE Tom Beer (8), Roland Moss (6); WR Ron Sellers (8), Eric Crabtree (4), Hubie Bryant (2); QB Jim Plunkett (14); RB Carl Garrett (14); FB Jim Nance (13), Odell Lawson (1).

Defense: LE Ike Lassiter (12), Art May (2); LT Dave Rowe (9), Ron Berger (5); RE Dennis Wirgowski (8), A. May (5), R. Berger (1); RT Julius Adams (11), Houston Antwine (3); LLB Ed Weisacosky (10), Ed Phillpott (4); MLB Jim Cheyunski (14); RLB Steve Kiner (14); LCB Larry Carwell (11), Randy Beverly (2), Perry Pruett (1); RCB John Outlaw (13), Rickie Harris (1); SS R. Harris (6), Clarence Scott (4), Don Webb (4); FS D. Webb (8), R. Harris (3), Tom Janik (2), J. Outlaw (1).

1971 Coaching Staff: Bruce Beatty, Offensive Line, Dick Evans, Defensive Line, Tom Fletcher, Defensive Backfield, John Meyer, Linebackers, Sam Rutigliano, Off. Backs/Receivers, Jerry Stoltz, Receivers.

Pro Bowl (0)

PASSING	ATT	CMP	YARDS	CMP%	YDS/ATT	TD	TD%	INT	INT%	LG	SK/YDS	RATING
Plunkett	328	158	2158	48.2	6.58	19	5.8	16	4.9	88t	36/319	68.6
Gladieux	2	1	48	50.0	24.0	0	0.0	0	0.0	48	0/0	95.8
Patriots	330	159	2206	48.2	6.68	19	5.8	16	4.8	88t	36/319	69.1
Opponents	350	170	2403	48.6	6.87	16	4.6	15	4.3	74t	25/249	68.5



1972 FINAL STATISTICS (3-11)

Head Coach: John Mazur (2-7), Phil Bengston (1-4) • Fifth in AFC East • Home Stadium: Schaefer Stadium

DATE	W/L	SCORE	OPPONENT	ATTENDANCE
9/17	L	7-31	Cincinnati	60,999
9/24	W	21-20	Atlanta	60,999
10/01	W	24-23	Washington	60,999
10/08	L	14-38	at Buffalo	41,749
10/15	L	13-41	N.Y. Jets	60,999
10/22	L	3-33	at Pittsburgh	46,081
10/29	L	10-34	at N.Y. Jets	62,867
11/06	L	17-24	Baltimore	60,999
11/12	L	0-52	at Miami	80,010
11/19	L	24-27	Buffalo	60,999
11/26	L	0-31	at Baltimore	54,907
12/03	L	21-37	Miami	60,999
12/10	W	17-10	at New Orleans	64,889
12/17	L	21-45	at Denver	51,656

Team Statistics

	PATS	OPP
TOTAL FIRST DOWNS	236	289
By Rushing	89	144
By Passing	126	124
By Penalty	24	21
Third Down: Md/Att.	66/188	96/192
Third Down: Eff.	35.1	50.0
TOTAL NET YARDS	3647	5248
Avg. per Game	260.5	374.9
Total Offensive Plays	840	888
Avg. per Play	4.3	5.9
NET YARDS RUSHING	1532	2717
Total Rushing Plays	386	548
Avg. per Rush	4.0	5.0
Avg. per Game	109.4	194.1
NET YARDS PASSING	2127	2522
Avg. per Game	151.9	180.1
Sacked/Yards Lost	44/452	15/101
Gross Yards Passing	2579	2623
Att./Completions	412/198	325/174
Completion Pct.	48.1	53.5
Had Intercepted	28	10
PUNTS/AVERAGE	75/38.1	48/40.4
PENALTIES/YARDS	66/761	88/862
FUMBLES/BALLS LOST	26/10	22/12
TOUCHDOWNS	24	54
Rushing	13	27
Passing	10	24
Returns	1	3
Score by Periods	1 2 3 4 OT	1 2 3 4 OT
Patriots	20 55 44 73 0	192 0 192
Opponents	66 165 117 98 0	446 0 446

SCORING	TD	Ru	Pa	Rt	PAT	FG	S	TP
Garrett	5	5	0	0		0	30	
Gogolak	0	0	0	0	9/9	6/8	0	27
Ashton	4	3	1	0		0	24	
Walker	0	0	0	0	15/15	2/8	0	21
Dowling	3	3	0	0		0	18	
Rucker	3	0	3	0		0	18	
T. Reynolds	2	0	2	0		0	12	
Tarver	2	1	1	0		0	12	
Vataha	2	0	2	0		0	12	
Carwell	1	0	0	1		0	6	
Plunkett	1	1	0	0		0	6	
Windsor	1	0	1	0		0	6	
Patriots	24	13	10	1	24/24	8/16	0	192
Opponents	54	27	24	3	54/54	22/36	1	446

RUSHING	NO	YDS	AVG	LG	TD
Ashton	128	546	4.3	35	3
Garrett	131	488	3.7	41t	5
Plunkett	36	230	6.4	21	1
Tarver	42	132	3.1	18	1
Gladieux	24	56	2.3	11	0
Maitland	13	33	2.5	6	0
Dowling	7	35	5.0	11	3
Rucker	3	5	1.7	8	0
Studstill	1	11	11.0	11	0
Windsor	1	-4	-4.0	-4	0
Patriots	386	1532	4.0	41t	13
Opponents	548	2717	5.0	47	27

RECEIVING	NO	YDS	AVG	LG	TD
Rucker	44	681	15.5	62	3
Windsor	33	383	11.6	24	1
Garrett	30	410	13.7	43	0
Vataha	25	369	14.8	44	2
Ashton	22	207	9.4	24	1
Gladieux	19	192	10.1	31	0
Tarver	11	112	10.2	22	1
T. Reynolds	8	152	19.0	36t	2
Maitland	4	33	8.3	9	0
Beer	2	40	20.0	21	0
Patriots	198	2579	13.0	62	10
Opponents	174	2623	15.1	62	24

INTERCEPTIONS	NO	YDS	AVG	LG	TD
Jackson	4	133	33.3	55	0
Harris	3	45	15.0	32	0
Hoey	1	25	25.0	25	0
Blanchard	1	20	20.0	20	0
Carwell	1	0	0.0	0	0
Patriots	10	223	22.3	55	0
Opponents	28	490	17.5	61	2

PUNTING	NO	YDS	AVG	LG	BLK
Studstill	75	2859	38.1	57	1
Patriots	75	2859	38.1	57	1
Opponents	48	1937	40.4	60	0

PUNT RETURNS	NO	FC	YDS	AVG	LG	TD
Garrett	6	0	36	6.0	27	0
Carwell	5	1	2	0.4	4	0
Harris	4	3	5	1.3	5	0
Gladieux	2	4	-6	-3.0	-6	0
Patriots	17	8	37	2.2	27	0
Opponents	34	24	366	10.8	59	1

KICK RETURNS	NO	YDS	AVG	LG	TD
Garrett	16	410	25.6	49	0
Ashton	15	309	20.6	31	0
Hoey	9	210	23.3	30	0
Rucker	8	227	28.4	43	0
Matthews	3	74	24.7	29	0
Maitland	3	48	16.0	19	0
Beer	1	15	15.0	15	0
Patriots	55	1293	23.5	49	0
Opponents	32	784	24.5	73	0

Sacks: Adams 4.0, Rowe 2.5, Harris 2.0, Wirgowski 2.0, Hagen 1.0, Weisacosky 1.0, White 1.0, Cash 1.0, Team 0.5. Patriots 15.0, Opponents 44.0.

FIELD GOALS	1-19	20-29	30-39	40-49	50+
Walker	0/0	0/0	2/4	0/3	0/1
Gogolak	1/1	2/3	2/2	1/1	0/1
Patriots	1/1	2/3	4/6	1/4	0/2
Opponents	6/8	3/4	10/13	3/8	0/3

Gogolak: (-) (-) (23G,42n) (-) (36G,25G, 50b) (16G) (20G) (36G) (-) (-) (-) (-) (-) (-).

Walker: (-) (-) (-) (-) (-) (-) (-) (-) (48b) (39n,36G) (48b) (40n,51n) (30n,36G) (-).

Opponents: (38G,51b) (38G,21G,32b, 10n) (27n,50n) (11G) (37G,37G) (19G, 22G, 35G,33G,32n) (21G,39n,31G) (9G, 52n,18n) (16G,49n,48b) (44G,45G) (40G,45n) (36G,10G,18G) (40n,30G,45n) (35G).

Starters: Offense: WR Randy Vataha (14); LT Bob Reynolds (10), Mike Montier (4); LG M. Montier (10), Bill Lenkaitis (3), Sam Adams (1); C Jon Morris (13), B. Lenkaitis (1); RG Lennie St. Jean (14); RT Tommy Neville (14); TE Bob Windsor (14); WR Reggie Rucker (14); QB Jim Plunkett (14); RB Carl Garrett (5), Josh Ashton (4), Bob Gladieux (3), John Tarver (2); FB J. Ashton (6), B. Gladieux (3), C. Garrett (2), John Tarver (1).

Defense: LE Julius Adams (6), Jim White (6), Ron Berger (2); LT Dave Rowe (9), J. Adams (5); RE Dennis Wirgowski (13), R. Berger (1); RT Rick Cash (13), D. Wirgowski (1); LLB Ed Weisacosky (13), Dick Blanchard (1); MLB Jim Cheyunski (11), Ralph Cindrich (3); RLB Ron Acks (13), Roin Kadziel (1); LCB Larry Carwell (14); RCB John Outlaw (5), Ron Bolton (4), George Hoey (3), Honor Jackson (2); SS H. Jackson (6), Clarence Scott (6), Rickie Harris (1), G. Hoey (1); FS R. Harris (10), G. Hoey (2), H. Jackson (2).

1972 Coaching Staff: Bruce Beatty, Offensive Line, Dick Evans, Defensive Line, Tom Fletcher, Defensive Backfield, John Meyer, Linebackers, Burnie Miller, Special Teams, Sam Rutigliano, Off. Backs/Receivers, Jerry Stoltz, Receivers.

Pro Bowl (0)

PASSING	ATT	CMP	YARDS	CMP%	YDS/ATT	TD	TD%	INT	INT%	LG	SK/YDS	RATING
Plunkett	355	169	2196	47.6	6.19	8	2.3	25	7.0	62	39/385	45.7
Dowling	54	29	383	53.7	7.09	2	3.7	1	1.9	42	4/63	81.0
Garrett	1	0	0	0.0	0.0	0	0.0	1	100.0	0	1/4	0.0
Gladieux	1	0	0	0.0	0.0	0	0.0	1	100.0	0	0/0	0.0
Studstill	1	0	0	0.0	0.0	0	0.0	0	0.0	0	0/0	39.6
Patriots	412	198	2579	48.1	6.26	10	2.4	28	6.8	62	44/452	48.0
Opponents	326	175	2634	53.7	8.08	23	7.1	10	3.1	62	15/101	91.2



1973 FINAL STATISTICS (5-9)

Head Coach: Chuck Fairbanks • Third in AFC East • Home Stadium: Schaefer Stadium

DATE	W/L	SCORE	OPPONENT	ATTENDANCE
9/16	L	13-31	Buffalo	56,114
9/23	L	7-10	Kansas City	57,918
9/30	L	23-44	at Miami	80,047
10/07	W	24-16	Baltimore	57,044
10/14	L	7-9	N.Y. Jets	58,659
10/21	W	13-10	at Chicago	55,701
10/28	L	14-30	Miami	61,279
11/04	L	23-24	at Philadelphia	65,070
11/11	L	13-33	at N.Y. Jets	60,737
11/18	W	33-24	Green Bay	61,279
11/25	W	32-0	at Houston	27,344
12/02	W	30-14	San Diego	58,150
12/09	L	13-37	at Buffalo	75,841
12/16	L	13-18	at Baltimore	52,065

Team Statistics

	PATS	OPP
TOTAL FIRST DOWNS	237	215
By Rushing	97	142
By Passing	122	67
By Penalty	18	6
Third Down: Md/Att.	73/192	69/185
Third Down: Eff.	38.0	37.3
TOTAL NET YARDS	3843	4188
Avg. per Game	274.5	299.1
Total Offensive Plays	871	832
Avg. per Play	4.4	5.0
NET YARDS RUSHING	1612	2850
Total Rushing Plays	454	560
Avg. per Rush	3.6	5.1
Avg. per Game	115.1	203.6
NET YARDS PASSING	2231	1338
Avg. per Game	159.4	95.6
Sacked/Yards Lost	37/350	32/262
Gross Yards Passing	2581	1600
Att./Completions	380/195	240/134
Completion Pct.	51.3	55.8
Had Intercepted	17	13
PUNTS/AVERAGE	61/37.7	62/40.5
PENALTIES/YARDS	50/550	77/693
FUMBLES/BALLS LOST	51/25	27/18
TOUCHDOWNS	31	32
Rushing	15	16
Passing	13	11
Returns	3	5
Score by Periods	1 2 3 4 OT Total	0 0 0 0 0 258
Patriots	48 69 74 67 0	258
Opponents	57 86 77 80 0	300
SCORING	TD Ru Pa Rt PAT FG S TP	0 0 0 0 21/25 14/25 0 63
White	0 0 0 0 0	0 30
Plunkett	5 5 0 0 0	0 30
Cunningham	5 4 1 0 0	0 24
Herron	4 2 1 1 0	0 24
Tarver	4 4 0 0 0	0 24
Windsor	4 0 4 0 0	0 24
Rucker	3 0 3 0 0	0 18
Vataha	3 0 2 1 0	0 18
Stingley	2 0 2 0 0	0 12
Bell	0 0 0 0 0	4/5 1/4 0 7
Foster	1 0 0 1 0	0 6
Kiner	0 0 0 0 0	1 2
Team	0 0 0 0 0	0/1 0 0 0
Patriots	31 15 13 3 25/31 15/29 1	258
Opponents	32 16 11 5 30/32 26/32 0	300

RUSHING	NO	YDS	AVG	LG	TD
Cunningham	155	516	3.3	25	4
Tarver	72	321	4.5	28	4
Ashton	93	305	3.3	34	0
Plunkett	44	209	4.8	20	5
Herron	61	200	3.3	17	2
Stingley	6	64	10.7	19	0
McCall	10	15	1.5	14	0
B. Adams	2	7	3.5	4	0
Gipson	5	-1	-0.2	4	0
Rucker	2	-1	-0.5	0	0
Welch	1	-2	-2.0	-2	0
Windsor	1	-6	-6.0	-6	0
Vataha	2	-15	-7.5	-11	0
Patriots	454	1612	3.6	34	15
Opponents	560	2850	5.1	80t	16

RECEIVING	NO	YDS	AVG	LG	TD
Rucker	53	743	14.0	64	3
Windsor	23	348	15.1	36	4
Stingley	23	339	14.7	25	2
Vataha	20	341	17.1	48	2
Herron	18	265	14.7	29	1
Cunningham	15	144	9.6	34t	1
B. Adams	14	197	14.1	30	0
Ashton	11	113	10.3	51	0
Tarver	9	51	5.7	13	0
Welch	6	22	3.7	8	0
McCall	3	18	6.0	14	0
Patriots	195	2581	13.2	64	13
Opponents	134	1600	11.9	50	11

INTERCEPTIONS	NO	YDS	AVG	LG	TD
Bolton	6	65	10.8	56	0
Durko	3	26	8.7	16	0
Anderson	2	3	1.5	3	0
Acks	1	11	11.0	11	0
Jackson	1	0	0.0	0	0
Patriots	13	105	8.1	56	0
Opponents	17	285	16.8	47t	1

PUNTING	NO	YDS	AVG	LG	BLK
Barnes	55	2134	38.8	53	0
White	6	163	27.1	51	0
Patriots	61	2297	37.7	53	0
Opponents	62	2509	40.5	58	1

PUNT RETURNS	NO	FC	YDS	AVG	LG	TD
Herron	27	8	282	10.4	54	0
Stingley	3	2	21	7.0	16	0
Durko	3	2	21	7.0	15	0
Patriots	33	12	324	9.8	54	0
Opponents	29	23	154	5.3	27	0

KICK RETURNS	NO	YDS	AVG	LG	TD
Herron	41	1092	26.6	92t	1
Stingley	6	143	23.8	29	0
Rucker	5	103	20.6	43	0
McCall	2	17	8.5	17	0
Tarver	1	17	17.0	17	0
Windsor	1	0	0.0	0	0
Hannah	1	0	0.0	0	0
Patriots	57	1372	24.1	92t	1
Opponents	40	963	24.1	90t	1

Sacks: Adams 8.0, Hamilton 5.5, Moore 4.0, Cash 3.0, Rowe 2.5, Acks 1.5, Forster 1.0, Kiner 1.0, Lunston 1.0, Smith 1.0, Bolton 0.5, Chandler 0.5, King 0.5, Tanner 0.5, Team 2.0. Patriots 32.0, Opponents 37.0.

FIELD GOALS	1-19	20-29	30-39	40-49	50+
White	6/8	2/3	3/5	3/7	0/2
Bell	0/0	0/0	1/3	0/0	0/1
Patriots	6/8	2/3	4/8	3/7	0/3
Opponents	3/3	6/7	12/14	5/8	0/0

White: (53n) (30n) (33b,36g);
White: (40g,18b) (34n) (32g,11g,43n) (-)
 (49n, 33g,43n,18n,47b) (-) (19g,21g,26g,18g) (48g,26n,51n,36g,46g) (11g) (14g, 12g) (52n,36n).
Opponents: (44n,48g) (33g,33n,39b) (40g,36g,40g) (38g,27g,38g) (40g, 39g,22g) (30g) (25g,38g,23g) (12g) (44g,22g,28g,39g) (33g,20n) (43b) (47b) (34g,34g,19g) (16g,32g).

Starters: Offense: WR Reggie Rucker (8), Darryl Stingley (6); LT Sam Adams (5), Leon Gray (5), Bob Reynolds (4); LG John Hannah (4); C Bill Lenkaitis (12); Jon Morris (2); RG Lennie St. Jean (14); RT Tom Neville (9), L. Gray (3), S. Adams (2); TE Bob Windsor (9), Bob Adams (5); WR R. Rucker (6), D. Stingley (4), Randy Vataha (4); QB Jim Plunkett (14); RB Josh Ashton (8), John Tarver (3), Sam Cunningham (1), Mack Herron (1), Bob McCall (1); FB S. Cunningham (9), J. Tarver (4), Claxton Welch (1).
Defense: LE Ray Hamilton (14); NT Dave Rowe (14); RE Rick Cash (14); RT Julius Adams (14); LLB Steve Kiner (14); MLB Edgar Chandler (11), Brian Stenger (2), Will Foster (1); RLB Ron Acks (14); LCB George Hoey (12), Donald Martin (2); RCB Ron Bolton (14); SS Sandy Durko (14), FS Ralph Anderson (10), Honor Jackson (3), Dave Mason (1).

1973 Coaching Staff: Hank Bullough, Defensive Line, Ron Erhardt, Offensive Backfield, Red Miller, Offensive Line, Bill Nelsen, Quarterbacks, Sam Rutigliano, Off. Backs/Receivers, Charlie Sumner, Linebackers/Secondary, Jim Valek, Special Teams, Larry Weaver, Defensive Backfield.

Pro Bowl (0)

PASSING	ATT	CMP	YARDS	CMP%	YDS/ATT	TD	TD%	INT	INT%	LG	SK/YDS	RATING
Plunkett	376	193	2550	51.3	6.78	13	3.5	17	4.5	64	37/350	65.8
Stingley	4	2	31	50.0	7.75	0	0.0	0	0.0	23	0/0	76.0
Patriots	380	195	2581	51.3	6.79	13	3.4	17	4.5	64	37/350	65.9
Opponents	240	134	1600	55.8	6.67	11	4.6	13	5.4	50	32/262	69.1



1974 FINAL STATISTICS (7-7)

Head Coach: Chuck Fairbanks • Tied for Third in AFC East • Home Stadium: Schaefer Stadium

DATE	W/L	SCORE	OPPONENT	ATTENDANCE
9/15	W	34-24	Miami	55,006
9/22	W	28-20	at N.Y. Giants	49,267
9/29	W	20-14	L.A. Rams	61,279
10/06	W	42-3	Baltimore	59,502
10/13	W	24-0	at N.Y. Jets	61,400
10/20	L	28-30	at Buffalo	80,020
10/27	W	17-14	at Minnesota	48,497
11/03	L	28-29	Buffalo	61,279
11/10	L	14-21	Cleveland	61,279
11/17	L	16-21	N.Y. Jets	61,279
11/24	W	27-17	at Baltimore	38,971
12/01	L	26-41	at Oakland	54,020
12/08	L	17-21	Pittsburgh	61,279
12/15	L	27-34	at Miami	79,420

Team Statistics

	PATS	OPP
TOTAL FIRST DOWNS	255	240
By Rushing	123	100
By Passing	113	129
By Penalty	19	11
Third Down: Md/Att.	96/202	73/192
Third Down: Eff.	47.5	38.0
TOTAL NET YARDS	4474	4067
Avg. per Game	319.6	290.5
Total Offensive Plays	900	879
Avg. per Play	5.0	4.6
NET YARDS RUSHING	2134	1587
Total Rushing Plays	520	467
Avg. per Rush	4.1	3.4
Avg. per Game	152.4	113.4
NET YARDS PASSING	2340	2480
Avg. per Game	167.1	177.1
Sacked/Yards Lost	21/174	38/294
Gross Yards Passing	2514	2774
Att./Completions	359/177	374/210
Completion Pct.	49.3	56.1
Had Intercepted	23	24
PUNTS/AVERAGE	71/36.2	75/38.4
PENALTIES/YARDS	87/843	76/642
FUMBLES/BALLS LOST	26/15	29/14
TOUCHDOWNS	43	37
Rushing	21	16
Passing	19	17
Returns	3	4
Score by Periods	1 2 3 4 OT	Total
Patriots	86 116 64 82 0	348
Opponents	68 92 49 80 0	289
SCORING	TD Ru Pa Rt PAT FG S TP	
Herron	12 7 5 0 0 0 0	72
Cunningham	11 9 2 0 0 0 0	66
Rucker	4 0 4 0 0 0 0	24
Vataha	3 0 3 0 0 0 0	18
Plunkett	2 2 0 0 0 0 0	12
Stingley	2 1 1 0 0 0 0	12
Tarver	2 2 0 0 0 0 0	12
Geddes	1 0 0 1 0 0 0	6
Hannah	1 0 0 1 0 0 0	6
Marshall	1 0 1 0 0 0 0	6
Sanders	1 0 0 1 0 0 0	6
Schubert	1 0 1 0 0 0 0	6
Tanner	1 0 1 0 0 0 0	6
Windsor	1 0 1 0 0 0 0	6
Patriots	43 21 19 3 42/43 16/22 0	348
Opponents	37 16 17 4 32/37 11/18 1	289

RUSHING	NO	YDS	AVG	LG	TD
Herron	231	824	3.6	28	7
Cunningham	166	811	4.9	75t	9
Plunkett	30	161	5.4	37	2
Tarver	41	101	2.5	18	2
Ashton	26	99	3.8	22	0
Stingley	5	63	12.6	23t	1
Wilson	15	57	3.8	12	0
Vataha	3	21	7.0	24	0
Hinton	1	1	1.0	1	0
Johnson	2	-4	-2.0	-2	0
Patriots	520	2134	4.1	75t	21
Opponents	467	1587	3.4	34	16

RECEIVING	NO	YDS	AVG	LG	TD
Herron	38	474	12.5	18	5
Rucker	27	436	16.1	69t	4
Vataha	25	561	22.4	59t	3
Cunningham	22	214	9.7	37	2
Adams, B.	17	244	14.4	24	0
Windsor	12	127	10.6	20	1
Stingley	10	139	13.9	20t	1
Tarver	9	37	4.1	12	0
Johnson	8	147	18.4	34	0
Wilson	3	38	12.7	23	0
Hinton	2	36	18.0	20	0
Tanner	2	23	11.5	21	1
Schubert	1	21	21.0	21t	1
Marshall	1	17	17.0	17t	1
Patriots	177	2514	14.2	69t	19
Opponents	210	2774	13.2	67t	17

INTERCEPTIONS	NO	YDS	AVG	LG	TD
Bolton	7	18	2.6	10	0
Sanders	5	57	11.4	23t	1
Hunt	3	66	22.0	27	0
McCray	3	61	20.3	33	0
Mildren	3	51	17.0	41	0
Geddes	2	32	16.0	29t	1
King	1	9	9.0	9	0
Patriots	24	294	12.3	41	2
Opponents	23	331	14.4	72t	2

PUNTING	NO	YDS	AVG	LG	BLK
Barnes	45	1604	35.6	50	0
Chapple	26	967	37.2	57	0
Patriots	71	2571	36.2	57	0
Opponents	75	2882	38.4	59	0

PUNT RETURNS	NO	FC	YDS	AVG	LG	TD
Herron	35	4	517	14.8	66	0
Schubert	3	2	15	5.0	11	0
Durko	1	1	1	1.0	1	0
Hinton	1	0	0	0.0	0	0
Johnson	0	3	0	0.0	0	0
Sanders	0	1	0	0.0	0	0
Patriots	40	11	533	13.3	66	0
Opponents	41	5	314	7.7	42	0

KICK RETURNS	NO	YDS	AVG	LG	TD
Herron	28	629	18.0	62	0
Johnson	15	303	20.2	41	0
Schubert	5	112	22.4	32	0
Hinton	3	83	27.7	53	0
Wilson	2	33	16.5	18	0
Tanner	2	17	8.5	17	0
Hunt	1	21	21.0	21	0
Durko	1	0	0.0	0	0
Smith, D.	1	0	0.0	0	0
Patriots	58	1198	20.7	62	0
Opponents	64	1678	26.2	88t	1

Sacks: Adams 8.0, Hamilton 5.0, Lunsford 5.0, McGee 4.5, Webster 4.5, King 3.5, Smith 3.0, Moore 2.0, Hunt 1.5, Nelson 1.0, Carter 0.5. Patriots 38.0, Opponents 21.0.

FIELD GOALS	1-19	20-29	30-39	40-49	50+
Smith	0/0	6/7	8/10	2/5	0/0
Patriots	0/0	6/7	8/10	2/5	0/0
Opponents	0/0	5/5	2/4	4/9	0/0

Smith: (21G,21n,26G) (30n) (39G,23G) (-) (37G) (-) (37G) (47n,46b) (-) (32G, 34n,44G,35G) (33G,28G) (22G,35G) (20G,44n) (46G,34G).

Opponents: (33G) (-) (41b) (31n,27G) (-) (35G) (43n,34n) (45G,20G,46n,47G) (-) (-) (-) (48n,25G) (-) (40G,27G,47n) (28G, 40G).

Starters: Offense: WR Reggie Rucker (9), Andy Johnson (3), Eddie Hinton (1), Darryl Stingley (1); LT Leon Gray (14); LG John Hannah (14); C Bill Lenkaitis (14); RG Sam Adams (13), Bill DuLac (1); RT Tom Neville (14); TE Bob Adams (7), Bob Windsor (7); WR Randy Vataha (9), Steve Schubert (3), R. Rucker (1), D. Stingley (1); QB Jim Plunkett (14); RB Mack Herron (14); Sam Cunningham (10), Josh Tarver (4).

Defense: LE Mel Lunsford (7), Julius Adams (5), Ray Hamilton (1), Tony McGee (1); NT/LT R. Hamilton (13), M. Lunsford (1); RE/RT J. Adams (6), George Webster (5), M. Lunsford (2), J. Tanner (1); LOLB/RE G. Webster (7), M. Lunsford (3), J. Adams (3), J. Tanner (1); LILB/LLB Steve Nelson (9), Bob Geddes (5); RILB Sam Hunt (14); ROLB Steve King (14); LCB John Sanders (10), Willie Osley (3), Ron Bolton (1); RCB R. Bolton (13), W. Osley (1); SS Jack Mildren (9), Sandy Durko (4), Prentice McCray (1); FS P. McCray (13), J. Mildren (1).

1974 Coaching Staff: Hank Bullough, Defensive Line, Ron Erhardt, Offensive Backfield, Red Miller, Offensive Line, Bill Nelsen, Quarterbacks, Ray Perkins, Receivers, Charlie Sumner, Linebackers/Secondary, Jim Valek, Special Teams, Larry Weaver, Defensive Backfield.

Pro Bowl (0)

PASSING	ATT	CMP	YARDS	CMP%	YDS/ATT	TD	TD%	INT	INT%	LG	SK/YDS	RATING
Plunkett	352	173	2457	49.1	6.98	19	5.4	22	6.3	69t	21/174	64.1
Shiner	6	3	37	50.0	6.17	0	0.0	1	16.7	18	0/0	29.9
Graff	1	1	20	100.0	20.0	0	0.0	0	0.0	20	0/0	118.8
Patriots	359	177	2514	49.3	7.00	19	5.3	23	6.4	69t	21/174	63.3
Opponents	374	210	2774	56.1	7.42	17	4.5	24	6.4	67t	38/294	68.2



1975 FINAL STATISTICS (3-11)

Head Coach: Chuck Fairbanks • Tied for Fourth in AFC East • Home Stadium: Schaefer Stadium

DATE	W/L	SCORE	OPPONENT	ATTENDANCE
9/21	L	0-7	Houston	54,212
9/28	L	14-22	Miami	61,279
10/05	L	7-36	at N.Y. Jets	61,415
10/12	L	10-27	at Cincinnati	55,856
10/19	W	21-10	Baltimore	56,844
10/26	W	24-16	San Francisco	60,691
11/02	L	17-24	at St. Louis	47,263
11/09	W	33-19	at San Diego	26,090
11/16	L	31-34	Dallas	61,279
11/23	L	11-45	at Buffalo	69,207
12/01	L	7-20	at Miami	68,480
12/07	L	28-30	N.Y. Jets	57,539
12/14	L	14-34	Buffalo	59,646
12/21	L	21-34	at Baltimore	50,801

Team Statistics

	PATS	OPP
TOTAL FIRST DOWNS	253	254
By Rushing	94	118
By Passing	133	120
By Penalty	26	16
Third Down: Md/Att.	82/195	90/216
Third Down: Eff.	42.1	41.7
TOTAL NET YARDS	4283	4464
Avg. per Game	305.9	318.9
Total Offensive Plays	912	956
Avg. per Play	4.7	4.7
NET YARDS RUSHING	1845	2220
Total Rushing Plays	472	555
Avg. per Rush	3.9	4.0
Avg. per Game	131.8	158.6
NET YARDS PASSING	2438	2244
Avg. per Game	174.1	160.3
Sacked/Yards Lost	39/330	33/271
Gross Yards Passing	2768	2515
Att./Completions	401/193	368/213
Completion Pct.	48.1	57.9
Had Intercepted	28	13
PUNTS/AVERAGE	83/38.8	77/39.5
PENALTIES/YARDS	89/719	103/759
FUMBLES/BALLS LOST	43/22	31/16
TOUCHDOWNS	33	42
Rushing	14	20
Passing	16	18
Returns	3	4
Score by Periods	1 2 3 4 OT	Total
Patriots	37 107 38 76 0	258
Opponents	67 77 110 104 0	358

SCORING	TD	Ru	Pa	Rt	PAT	FG	S	TP
Smith	0	0	0	0	33/33	9/17	0	60
Cunningham	8	6	2	0	0	0	0	48
Vataha	6	0	6	0	0	0	0	36
Francis	4	0	4	0	0	0	0	24
Johnson	4	3	1	0	0	0	0	24
Grogan	3	3	0	0	0	0	0	18
Calhoun	2	1	1	0	0	0	0	12
Stingley	2	0	2	0	0	0	0	12
Carter	1	0	0	1	0	0	0	6
Hamilton	1	0	0	1	0	0	0	6
Howard	1	0	0	1	0	0	0	6
Plunkett	1	1	0	0	0	0	0	6
Patriots	33	14	16	3	33/33	9/17	0	258
Opponents	42	20	18	4	37/42	23/35	0	358

RUSHING	NO	YDS	AVG	LG	TD
Cunningham	169	666	3.9	17	6
Johnson	117	488	4.2	66t	3
Herron	61	274	4.5	53	0
Grogan	30	110	3.7	14	3
Calhoun	23	104	4.5	38t	1
Carter	22	95	4.3	19	0
McQuay	33	47	1.4	9	0
Stingley	6	39	6.5	21	0
Dressler	3	8	2.7	6	0
Plunkett	4	7	1.8	5	1
Vataha	1	4	4.0	4	0
Graff	2	2	1.0	2	0
Anderson	1	1	1.0	1	0
Patriots	472	1845	3.9	66t	14
Opponents	555	2220	4.0	63t	20

RECEIVING	NO	YDS	AVG	LG	TD
Vataha	46	720	15.7	47	6
Francis	35	636	18.2	48	4
Cunningham	32	253	7.9	24	2
Johnson	26	294	11.3	29	1
Stingley	21	378	18.0	45	2
Burks	6	158	26.3	76	0
Windsor	6	57	9.5	12	0
Calhoun	5	111	22.2	62t	1
Herron	5	50	10.0	19	0
Wright	4	46	11.5	20	0
McQuay	4	27	6.8	16	0
Carter	2	39	19.5	26	0
Dressler	1	-1	-1.0	-1	0
Patriots	193	2768	14.3	76	16
Opponents	213	2515	11.8	77t	18

INTERCEPTIONS	NO	YDS	AVG	LG	TD
Bolton	5	33	6.6	15	0
Howard	3	52	17.3	44t	1
Nelson	2	8	4.0	4	0
Reilly	1	54	54.0	54	0
Sanders	1	18	18.0	18	0
Webster	1	0	0.0	0	0
Patriots	13	165	12.7	54	1
Opponents	28	388	13.9	58	1

PUNTING	NO	YDS	AVG	LG	BLK
Patrick	83	3223	38.8	62	0
Patriots	83	3223	38.8	62	0
Opponents	77	3042	39.5	65	1

PUNT RETURNS	NO	FC	YDS	AVG	LG	TD
Stingley	15	2	113	7.5	29	0
Herron	12	2	89	7.4	17	0
Johnson	6	4	60	10.0	15	0
Patriots	33	8	262	7.9	29	0
Opponents	42	12	513	12.2	69t	1

KICK RETURNS	NO	YDS	AVG	LG	TD
Carter	32	879	27.5	99t	1
McQuay	15	252	16.8	34	0
Johnson	10	188	18.8	32	0
Burks	4	65	16.3	25	0
Herron	2	75	37.5	40	0
Stingley	2	44	22.0	24	0
Calhoun	1	17	17.0	17	0
Patriots	66	1520	23.0	99t	1
Opponents	46	1142	24.8	59	0

Sacks: McGee 9.0, Hamilton 6.0, Adams 4.0, Hanneman 4.0, Zabel 3.0, Hunt 2.0, Nelson 2.0, Cusik 1.0, King 1.0, Webster 1.0. Patriots 33.0, Opponents 39.0.

FIELD GOALS	1-19	20-29	30-39	40-49	50+
Smith	1/1	1/1	5/6	2/8	0/1
Patriots	1/1	1/1	5/6	2/8	0/1
Opponents	1/1	11/11	6/10	5/13	0/0

Smith: (44n,46n) (40n) (-) (35G) (52n) (44G,41b) (32G) (38G,19G,35G,46G) (29G) (42b,34G) (43n) (33b) (-) (-).

Opponents: (36n) (26G,26G,33G) (46n, 47G) (29G,21G) (34G) (47n,28G) (44b, 21G) (41G,49n,30G,25G,37G) (43G, 26G) (28G,43n) (25G,39G) (42G,27G, 48b,44G,46b,38n) (31n) (19G,44n,37n,31G)

Starters: Offense: WR Randy Vataha (14); LT Leon Gray (14); LG John Hannah (14); C Bill Lenkaitis (11), Doug Dumler (3); RG Sam Adams (13), Bill DuLac (1); RT Shelby Jordan (14); TE Russ Francis (11), Bob Windsor (3); WR Darryl Stingley (14); QB Steve Grogan (7), Jim Plunkett (5), Neil Graff (2); RB Andy Johnson (9), Mack Herron (5); FB Sam Cunningham (13), Don Calhoun (1).

Defense: LE Tony McGee (10), Mel Lunford (4); LT/NT Ray Hamilton (14); RE/RT Julius Adams (8), Marlin Imhof (3), Craig Hanneman (2), Sam Hunt (1); LOLB/RE George Webster (9), Steve Zabel (2), C. Hanneman (1), Steve King (1), Kevin Reilly (1); LILB/LLB Steve Nelson (13), G. Webster (1); RILB/MLB S. Hunt (12), Bob Geddes (1), S. Nelson (1); ROLB/RLB S. King (7), S. Zabel (7); LCB Bob Howard (14), RCB Ron Bolton (13), Jim Massey (1); SS Prentice McCray (14); FS John Sanders (14).

1975 Coaching Staff: Hank Bullough, Defensive Line, Rollee Dotsch, Outside Linebackers, Ron Erhardt, Offensive Backfield, Red Miller, Offensive Line, Ray Perkins, Receivers, John Polonechek, QBs/Special Asst. to Head Coach, Charlie Sumner, Linebackers/Secondary, Jim Valek, Special Teams, Larry Weaver, Defensive Backfield.

Pro Bowl (0)

PASSING	ATT	CMP	YARDS	CMP%	YDS/ATT	TD	TD%	INT	INT%	LG	SK/YDS	RATING
Grogan	274	139	1976	50.7	7.21	11	4.0	18	6.6	62t	22/207	60.4
Plunkett	92	36	571	39.1	6.21	3	3.3	7	7.6	76	13/89	39.7
Graff	35	18	221	51.4	6.31	2	5.7	3	8.6	31t	4/34	54.6
Patriots	401	193	2768	48.1	6.90	16	4.0	28	7.0	76	39/330	55.2
Opponents	368	213	2515	57.9	6.83	18	4.9	13	3.5	77t	33/271	80.4



1976 FINAL STATISTICS (11-3)

Head Coach: Chuck Fairbanks • Second in AFC East (Wild Card Playoff Qualifier) • Home Stadium: Schaefer Stadium

DATE	W/L	SCORE	OPPONENT	ATTENDANCE
9/12	L	13-22	Baltimore	43,637
9/19	W	30-14	Miami	46,227
9/26	W	30-27	at Pittsburgh	50,350
10/03	W	48-17	Oakland	61,279
10/10	L	10-30	at Detroit	63,711
10/18	W	41-7	N.Y. Jets	51,236
10/24	W	26-22	at Buffalo	50,383
10/31	L	3-10	at Miami	57,984
11/07	W	20-10	Buffalo	61,279
11/14	W	21-14	at Baltimore	60,020
11/21	W	38-24	N.Y. Jets	58,509
11/28	W	38-14	Denver	61,279
12/05	W	27-6	New Orleans	54,057
12/12	W	31-14	at Tampa Bay	46,475
AFC PLAYOFFS				
12/18	L	21-24	at Oakland	54,037

Team Statistics

	PATS	OPP
TOTAL FIRST DOWNS	260	258
By Rushing	150	102
By Passing	95	134
By Penalty	15	22
Third Down: Md/Att.	76/192	90/209
Third Down: Eff.	39.6	43.0
TOTAL NET YARDS	4694	4022
Avg. per Game	335.3	287.3
Total Offensive Plays	918	947
Avg. per Play	5.1	4.2
NET YARDS RUSHING	2948	1847
Total Rushing Plays	591	462
Avg. per Rush	5.0	4.0
Avg. per Game	210.6	131.9
NET YARDS PASSING	1746	2175
Avg. per Game	124.7	155.4
Sacked/Yards Lost	19/164	47/429
Gross Yards Passing	1910	2604
Att./Completions	309/146	437/229
Completion Pct.	47.6	52.4
Had Intercepted	20	23
PUNTS/AVERAGE	67/40.1	75/38.8
PENALTIES/YARDS	102/914	88/764
FUMBLES/BALLS LOST	28/16	37/27
TOUCHDOWNS	48	29
Rushing	24	12
Passing	18	16
Returns	6	1
Score by Periods	1 2 3 4 OT Total	
Patriots	54 133 97 92 0	376
Opponents	40 91 30 75 0	236
Sacks: McGee 9.5, Barnes 8.0, Hamilton 6.5, Bishop 6.0, Adams 5.0, Zabel 4.0, Lunsford 2.5, Tipton 2.0, King 1.5, Nelson 1.0. Patriots 47.0, Opponents 19.0.		

SCORE	TD	Ru	Pa	Rt	PAT	FG	S	TP
Smith	0	0	0	0	42/46	15/25	0	87
Grogan	13	12	0	1			0	78
Johnson	10	6	4	0			0	60
Stingley	4	0	4	0			0	24
Cunningham	3	3	0	0			0	18
Francis	3	0	3	0			0	18
Chandler	3	0	3	0			0	18
Forte	2	1	1	0			0	12
Haynes	2	0	0	2			0	12
McCray	2	0	0	2			0	12
Calhoun	1	1	0	0			0	6
Phillips	1	1	0	0			0	6
Briscoe	1	0	1	0			0	6
Brook	1	0	1	0			0	6
Vataha	1	0	1	0			0	6
Hunt	1	0	0	1			0	6
Zabel	0	0	0	1	1/1	0/0	0	1
Team	0	0	0	0	0/1	0/0	0	0
Patriots	48	24	18	6	43/48	15/25	0	376
Opponents	29	12	16	1	26/29	12/17	0	236
RUSHING	NO	YDS	AVG	LG	TD			
Cunningham	172	824	4.8	24	3			
Calhoun	129	721	5.6	54	1			
Johnson	169	699	4.1	69t	6			
Grogan	60	397	6.6	41t	12			
Phillips	24	164	6.8	46	1			
Forte	25	100	4.0	26	1			
Stingley	8	45	5.6	27	0			
Francis	2	12	6.0	8	0			
Burks	1	2	2.0	2	0			
Patrick	1	-16	-16.0	-16	0			
Patriots	591	2948	5.0	69t	24			
Opponents	462	1847	4.0	46	12			
RECEIVING	NO	YDS	AVG	LG	TD			
Johnson	29	343	11.8	53	4			
Cunningham	27	299	11.1	41	0			
Francis	26	367	14.1	48	3			
Stingley	17	370	21.8	58t	4			
Calhoun	12	56	4.7	12	0			
Vataha	11	192	17.5	44	1			
Briscoe	10	136	13.6	21	1			
Chandler	5	49	9.8	29	3			
Forte	3	9	3.0	6t	1			
Burks	2	27	13.5	17	0			
Feacher	2	38	19.0	21	0			
Phillips	1	18	18.0	18	0			
Brook	1	6	6.0	6t	1			
Patriots	146	1910	13.1	58t	18			
Opponents	229	2604	11.4	55	16			
INTERCEPTIONS	NO	YDS	AVG	LG	TD			
Haynes	8	90	11.3	28	0			
McCray	5	182	36.4	63t	2			
Fox	3	67	22.3	29	0			
Howard	3	28	9.3	15	0			
Hunt	2	106	53.0	68t	1			
Nelson	2	32	16.0	34	0			
Patriots	23	505	22.0	68t	3			
Opponents	20	380	19.0	76	0			
PUNTING	NO	YDS	AVG	LG	TB	IN20		
Patrick	67	2688	40.1	52	12	12		
Patriots	67	2688	40.1	52	12	12		
Opponents	75	2909	38.8	57	8	7		

PUNT RETURNS	NO	FC	YDS	AVG	LG	TD
Haynes	45	0	608	13.5	89t	2
Beaudoin	2	0	18	9.0	11	0
Stingley	1	0	2	2.0	2	0
Patriots	48	0	628	13.1	89t	2
Opponents	37	7	288	7.8	32	0

Kick Returns	No	Yds	Avg	Lg	TD
Phillips	14	397	28.4	71	0
Feacher	10	240	24.0	46	0
Calhoun	9	183	20.3	33	0
Beaudoin	6	134	22.3	44	0
Forte	3	62	20.7	29	0
Conn	2	29	14.5	26	0
Carter	1	19	19.0	19	0
McKay	1	23	23.0	23	0
Patriots	46	1087	23.6	71	0
Opponents	71	1559	22.1	58	0

FIELD GOALS	1-19	20-29	30-39	40-49	50+
Smith	0/1	4/4	4/6	7/14	0/0
Patriots	0/1	4/4	4/6	7/14	0/0
Opponents	1/1	2/2	4/5	4/8	1/1

Smith: (31G, 27G, 39b) (42n, 22G, 47n) (42G, 40G, 26G, 37n) (-) (41) (-) (44G, 32G) (43G) (46G, 33G) (48n, 44n) (28G) (44n, 19n, 49G, 41n) (43n) (30G).

Opponents: (28G, 32G) (-) (32G, 41G, 48n) (44G) (44n, 36G) (-) (46G, 34n) (47G) (31G) (40n) (19G) (-) (50G, 47n, 29G) (-).

Starters: Offense: WR Randy Vataha (8), Darryl Stingley (4), Marlin Briscoe (2); LT Leon Gray (14); LG John Hannah (14); C Bill Lenkaitis (14); RG Sam Adams (14); RT Bob McKay (14); TE Russ Francis (12), Al Chandler (2); WR D. Stingley (9), M. Briscoe (3), Steve Burks (1), A. Chandler (1); QB Steve Grogan (16); RB Andy Johnson (12), Sam Cunningham (1), Ike Forte (1); FB S. Cunningham (10), Don Calhoun (3), A. Johnson (1).

Defense: LE Tony McGee (13), Mel Lunsford (1); NT Ray Hamilton (14); RE Julius Adams (14); LOLB Steve Zabel (14); LILB Steve Nelson (11), Sam Hunt (2), Donnie Thomas (1); RILB S. Hunt (9), George Webster (3), Jim Romanisyn (2); ROLB Pete Barnes (7), Steve King (7); LCB Bob Howard (14); RCB Mike Haynes (14); SS Prentice McCray (14); FS Tim Fox (13), Dick Conn (1).

1976 Coaching Staff: Hank Bullough, Defensive Line, Rolie Dotsch, Outside Linebackers, Ron Erhardt, Offensive Backfield, Red Miller, Offensive Line, Ray Perkins, Receivers, John Polonchek, QBs/Special Asst. to Head Coach, Charlie Sumner, Linebackers/Secondary, Larry Weaver, Defensive Backfield, Tom Yewcic, Offensive Backfield/Special Teams.

Pro Bowl (4): TE Russ Francis (1), T Leon Gray (1), G John Hannah (1), CB Mike Haynes (1).

PASSING	ATT	CMP	YARDS	CMP%	YDS/ATT	TD	TD%	INT	INT%	LG	SK/YDS	RATING
Grogan	302	145	1903	48.0	6.30	18	6.0	20	6.6	58t	18/155	60.6
Owen	5	1	7	20.0	1.40	0	0.0	0	0.0	7	0/0	39.6
Johnson	2	0	0	0.0	0.0	0	0.0	0	0.0	0	0/0	39.6
Briscoe	0	0	0	0.0	0.0	0	0.0	0	0.0	0	1/9	--
Patriots	309	146	1910	47.2	6.25	18	5.8	20	6.5	58t	19/164	59.7
Opponents	437	229	2604	52.4	5.96	16	3.7	23	5.3	55	47/429	60.9



1977 FINAL STATISTICS (9-5)

Head Coach: Chuck Fairbanks • Third in AFC East • Home Stadium: Schaefer Stadium

Date	W/L	Score	Opponent	Attendance
9/18	W	21-17	Kansas City	58,288
9/26	L	27-30 at	Cleveland OT	77,910
10/02	L	27-30 at	N.Y. Jets	49,801
10/09	W	31-0	Seattle	54,363
10/16	W	24-20 at	San Diego	51,143
10/23	W	17-3	Baltimore	61,279
10/30	W	24-13	N.Y. Jets	61,279
11/06	L	14-24	Buffalo	61,279
11/13	L	5-17 at	Miami	67,907
11/20	W	20-7 at	Buffalo	31,157
11/27	W	14-6	Philadelphia	58,192
12/04	W	16-10 at	Atlanta	60,738
12/11	W	14-10	Miami	61,279
12/18	L	24-30 at	Baltimore	60,763

Team Statistics

	PATS	OPP
TOTAL FIRST DOWNS	247	215
By Rushing	132	86
By Passing	101	111
By Penalty	14	18
Third Down: Md/Att.	98/199	74/196
Third Down: Eff.	49.0	38.0
TOTAL NET YARDS	4310	3638
Avg. per Game	307.9	259.9
Total Offensive Plays	922	866
Avg. per Play	4.7	4.7
NET YARDS RUSHING	2303	1605
Total Rushing Plays	603	452
Avg. per Rush	3.8	3.6
Avg. per Game	164.5	114.6
NET YARDS PASSING	2007	2033
Avg. per Game	143.4	145.2
Sacked/Yards Lost	14/155	58/471
Gross Yards Passing	2162	2504
Att./Completions	305/160	356/188
Completion Pct.	52.5	52.8
Had Intercepted	21	19
PUNTS/AVERAGE	68/34.6	78/39.1
PENALTIES/YARDS	112/931	71/610
FUMBLES/BALLS LOST	28/15	20/10
TOUCHDOWNS	33	26
Rushing	13	8
Passing	17	16
Returns	3	2
Score by Periods	1 2 3 4 OT Total	0 0 0 0 0 78
Patriots	79 65 74 60 0 278	
Opponents	58 23 61 72 3 217	
SCORING	TD Ru Pa Rt PAT FG S TP	0 0 0 0 0 33/33 15/21 0 78
Stingley	6 1 5 0	0 36
Cunningham	5 4 1 0	0 30
Calhoun	4 4 0 0	0 24
Francis	4 0 4 0	0 24
Hasselbeck	4 0 4 0	0 24
Clayborn	3 0 0 3	1 20
Morgan	3 0 3 0	0 18
Forte	2 2 0 0	0 12
Grogan	1 1 0 0	0 6
Phillips	1 1 0 0	0 6
Patriots	33 13 17 3 33/33 15/21 1 278	
Opponents	26 8 16 2 22/26 13/21 0 217	

RUSHING	NO	YDS	AVG	LG	TD
Cunningham	270	1015	3.8	31t	4
Calhoun	198	727	3.7	25	4
Grogan	61	324	5.3	41	1
Forte	62	157	2.5	16	2
Phillips	5	27	5.4	13	1
Stingley	3	33	11.0	34t	1
Ivory	3	10	3.3	9	0
Morgan	1	10	10.0	10	0
Patriots	603	2303	3.8	41	13
Opponents	452	1605	3.6	66	8

RECEIVING	NO	YDS	AVG	LG	TD
Cunningham	42	370	8.8	35	1
Stingley	39	657	16.8	68	5
Morgan	21	443	21.1	64t	3
Francis	16	229	14.3	31t	4
Calhoun	13	152	11.7	47	0
Hasselbeck	9	76	8.4	21	4
Forte	8	88	11.0	22	0
Chandler	7	68	9.7	16	0
Burks	5	79	15.8	22	0
Patriots	160	2162	13.5	68	17
Opponents	188	2504	13.3	78	16

INTERCEPTIONS	NO	YDS	AVG	LG	TD
Haynes	5	54	10.8	22	0
McCray	4	61	15.2	48	0
Howard	4	10	2.2	6	0
Fox	3	39	13.0	27	0
Hunt	2	17	8.5	10	0
Barnes	1	13	13.0	13	0
Patriots	19	194	10.2	48	0
Opponents	21	279	13.3	45	2

PUNTING	NO	YDS	AVG	LG	TB	IN20	BLK
Patrick	68	2354	34.6	64	6	13	3
Patriots	68	2354	34.6	64	6	13	3
Opponents	78	3048	39.1	65	9	10	0

PUNT RETURNS	NO	FC	YDS	AVG	LG	TD
Morgan	16	2	220	13.8	53	0
Haynes	24	2	200	8.3	46	0
Forte	2	1	9	4.5	6	0
Beaudoin	1	0	0	0.0	0	0
Westbrook	0	1	0	0.0	0	0
Patriots	43	6	429	10.0	53	0
Opponents	33	6	270	8.2	23	0

KICK RETURNS	NO	YDS	AVG	LG	TD
Clayborn	28	869	31.0	101t	3
Phillips	6	93	15.5	22	0
Beaudoin	4	73	18.3	30	0
McKay	1	16	16.0	16	0
Patriots	39	1051	26.9	101t	3
Opponents	52	1086	20.9	73	0

Sacks: McGee 12.0, Hamilton 10.0, Adams 9.5, Shoate 6.0, Barnes 5.0, Nelson 5.0, Boyd 2.5, Fox 2.0, Lunsford 1.5, Bishop 1.0, Clayborn 1.0, Hunt 1.0, King 1.0, Zabel 0.5. Patriots 58.0, Opponents 14.0.

FIELD GOALS	1-19	20-29	30-39	40-49	50+
Smith	1/1	4/5	9/11	1/4	0/0
Patriots	1/1	4/5	9/11	1/4	0/0
Opponents	0/1	5/5	7/11	1/4	0/0

Smith: (-) (35G,28G) (44G,24G) (36G, 26wr) (28G) (18G) (30G) (-) (37n,35G) (33G, 25G,44n) (-) (47s,36G,32G,29G,35b) (47b) (30G).

Opponents: (22G) (37G,37G,35G,44wr,39b) (38b,37G) (-) (-) (40G) (36G, 40w,21G) (30G) (33G) (-) (19b,33w) (25G) (28G) (38w,28G,45w).

Starters: Offense: WR Stanley Morgan (14); LT Leon Gray (11), Shelby Jordan (3); LG John Hannah (11), Pete Brock (3); C Bill Lenkaitis (14); RG Sam Adams (13), P Brock (1); RT Tom Neville (13), Bob McKay (3); TE Russ Francis (10), Al Chandler (3), Don Hasselbeck (1); WR Darryl Stingley (14); QB Steve Grogan (14); RB Don Calhoun (14); FB Sam Cunningham (14).

Defense: LE Mel Lunsford (13), Tony McGee (1); NT Ray Hamilton (14); RE Julius Adams (14); LOLB Steve Zabel (10), Steve King (4); LILB Steve Nelson (13), Ray Costick (1); RILB Sam Hunt (13), R. Costick (1); ROLB Pete Barnes (11), Rod Shoate (3); LCB Bob Howard (12), Raymond Clayborn (2); RCB Mike Haynes (14); SS Prentice McCray (14); FS Tim Fox (14).

1977 Coaching Staff: Hank Bullough, Defensive Line, Ron Erhardt, Offensive Backfield, Leon McLaughlin, Offensive Line, Ray Perkins, Receivers, John Polonchek, QBs/Special Asst. to Head Coach, Charlie Sumner, Linebackers/ Secondary, Dick Walker, Defensive Backs, Tom Yewcic, Offensive Backfield/ Special Teams.

Pro Bowl (2): TE Russ Francis (2), CB Mike Haynes (2).

PASSING	ATT	CMP	YARDS	CMP%	YDS/ATT	TD	TD%	INT	INT%	LG	SK/YDS	RATING
Grogan	305	160	2162	52.5	7.09	17	5.6	21	6.9	68	14/155	65.2
Patriots	305	160	2162	52.5	7.09	17	5.6	21	6.9	68	14/155	65.2
Opponents	356	188	2504	52.8	7.03	16	4.5	19	5.3	78	58/471	68.1



1978 FINAL STATISTICS (11-5)

Head Coaches: Chuck Fairbanks (11-4); Ron Erhardt & Hank Bullough co-head coaches (0-1) • AFC East Division Champions • Home Stadium: Schaefer Stadium

DATE	W/L	SCORE	OPPONENT	ATTENDANCE
9/03	L	14-16	Washington	55,063
9/10	W	16-6	at St. Louis	49,555
9/18	L	27-34	Baltimore	57,503
9/24	W	21-14	at Oakland	53,500
10/01	W	28-23	San Diego	61,297
10/08	W	24-14	Philadelphia	61,297
10/15	W	10-3	at Cincinnati	56,257
10/22	W	33-24	Miami	61,297
10/29	W	55-21	N.Y. Jets	61,297
11/05	W	14-10	at Buffalo	46,101
11/12	L	23-26	Houston	61,297
11/19	W	19-17	at N.Y. Jets	60,372
11/26	W	35-14	at Baltimore	49,404
12/03	L	10-17	at Dallas	65,045
12/10	W	26-24	Buffalo	59,927
12/18	L	3-23	at Miami	75,445
AFC PLAYOFFS				
12/31	L	14-31	Houston	61,297

Team Statistics

	PATS	OPP
--	------	-----

TOTAL FIRST DOWNS 322 258

By Rushing	181	100
By Passing	125	143
By Penalty	16	15
Third Down: Pld/Att.	92/203	96/220
Third Down: Eff.	45.3	43.6

TOTAL NET YARDS 5965 4615

Avg. per Game	372.8	288.4
Total Offensive Plays	1085	971
Avg. per Play	5.5	4.8

NET YARDS RUSHING 3165 1852

Total Rushing Plays	671	511
Avg. per Rush	4.7	3.6
Avg. per Game	197.8	115.8

NET YARDS PASSING 2800 2763

Avg. per Game	175.0	172.7
Sacked/Yards Lost	24/206	35/296
Gross Yards Passing	3006	3059
Att./Completions	390/196	425/235
Completion Pct.	50.3	55.3
Had Intercepted	25	22

PUNTS/AVERAGE 61/35.0 78/39.5

PENALTIES/YARDS 92/852 81/683

FUMBLES/BALLS LOST 35/21 34/21

TOUCHDOWNS 46 38

Rushing	30	14
Passing	15	21
Returns	1	3

Score by Periods

	1	2	3	4	OT	Total
--	---	---	---	---	----	-------

Patriots 77 122 63 96 0 358

Opponents 55 60 71 97 0 286

SCORING

	TD	Ru	Pa	Rt	PAT	FG	S	TP
Ivory	11	11	0	0	1	0	0	66
Fosey	0	0	0	0	29/31	11/22	0	62
Cunningham	8	8	0	0	0	0	0	48
Jackson	6	0	0	0	0	0	0	36
Grogan	5	5	0	0	0	0	0	30
Morgan	5	0	5	0	0	0	0	30
Francis	4	0	4	0	0	0	0	24
Johnson	3	3	0	0	0	0	0	18
McAlister	2	2	0	0	0	0	0	12
Smith	0	0	0	0	6/7	1/1	0	7
Lowery	0	0	0	0	7/7	0/1	0	7
Calhoun	1	1	0	0	0	0	0	6
Haynes	1	0	0	1	0	0	0	6
Bishop	0	0	0	0	0	1	2	2
Fox	0	0	0	0	0	1	2	2
Wilson	0	0	0	0	0/1	0/0	0	0
Patriots	46	30	15	1	42/46	12/24	2	358
Opponents	38	14	21	3	31/38	9/19	0	286

RUSHING	NO	YDS	AVG	LG	TD
Cunningham	199	768	3.9	52t	8
Ivory	141	693	4.9	28	11
Johnson	147	675	4.6	52	3
Grogan	81	539	6.7	31	5
Calhoun	76	391	5.1	73	1
McAlister	19	77	4.1	16	2
Morgan	2	11	5.5	6	0
Jackson	1	7	7.0	7	0
Tatupu	3	6	2.0	3	0
Wilson	1	0	0.0	0	0
Westbrook	1	-2	-2.0	-2	0
Patriots	671	3165	4.7	73	30
Opponents	511	1852	3.6	32t	14

RECEIVING	NO	YDS	AVG	LG	TD
Francis	39	543	13.9	53	4
Jackson	37	743	20.1	57	6
Morgan	34	820	24.1	75t	5
Cunningham	31	297	9.6	31	0
Jonsson	26	267	10.3	31	0
Ivory	14	122	8.7	18	0
Hasselbeck	7	107	15.3	24	0
Westbrook	3	38	12.7	19	0
Calhoun	3	29	9.7	15	0
Pennywell	1	28	28.0	28	0
McAlister	1	12	12.0	12	0
Patriots	196	3006	15.3	75t	15
Opponents	235	3059	13.0	67t	21

INTERCEPTIONS	NO	YDS	AVG	LG	TD
Haynes	6	123	20.5	50	1
Nelson	5	104	20.8	37	0
Clayborn	4	72	18.0	44	0
Beaudoin	3	25	8.3	13	0
Fox	2	10	5.0	10	0
Conn	1	24	24.0	24	0
Zabel	1	0	0.0	0	0
Patriots	22	358	16.3	50	1
Opponents	25	252	10.1	49	1

PUNTING	NO	YDS	AVG	LG	TB	IN20	BLK
Wilson	54	1921	35.6	57	4	14	0
Patrick	7	216	30.9	47	0	2	0
Patriots	61	2137	35.0	57	4	16	0
Opponents	78	3081	39.5	63	8	17	0

PUNT RETURNS	NO	FC	YDS	AVG	LG	TD
Morgan	32	4	335	10.5	48	0
Haynes	14	2	183	13.1	35	0
Conn	1	2	2	2.0	2	0
Patriots	47	8	520	11.1	48	0
Opponents	29	10	272	9.4	30	0

KICK RETURNS	NO	YDS	AVG	LG	TD
Clayborn	27	636	23.6	60	0
McAlister	10	186	18.6	32	0
Westbrook	7	125	17.9	33	0
Ivory	7	165	23.6	33	0
Morgan	1	17	17.0	17	0
Wheeler	1	0	0.0	0	0
Conn	1	26	26.0	26	0
Tatupu	1	17	17.0	17	0
Patriots	55	1172	21.3	60	0
Opponents	69	1576	22.8	90t	1

Sacks: McGee 11.5, Bishop 7.0, Hamilton 5, Shoate 5, Lunsford 3.5, Costick 1, Hawkins 1, Nelson 1. Patriots 35.0, Opponents 24.0.

FIELD GOALS	1-19	20-29	30-39	40-49	50+
Smith	0/0	1/1	0/0	0/0	0/0
Lowery	0/0	0/0	0/0	0/1	0/0
Posey	1/1	3/4	5/11	2/6	0/0
Patriots	1/1	4/5	5/11	2/7	0/0
Opponents	0/0	5/6	1/5	2/5	1/3

Smith: (-) (24G) (-). **Lowery:** (-) (45wl), **Posey:** (42G,36wl) (19G) (29G,37wr) (-) (48n) (32G,34G,37G,38wl,25wl) (48n, 47G,24G) (31s) (46b,30G,36b,39n) (42s,21G) (35G).

Opponents: (26G,54wr) (-) (-) (35wl, 47wl) (38wl,41G) (-) (25wr,44wl,52G, 51wr) (29G,45wl) (-) (21G) (-) (45G,33n) (31wl) (26G) (26G) (30G).

Starters: Offense: WR Stanley Morgan (16); LT Leon Gray (16); LG John Hannah (16); C Bill Lenkaitis (16); RG Sam Adams (16); RT Shelby Jordan (16); TE Russ Francis (15), Don Hasselbeck (1); WR Harold Jackson (13); QB Steve Grogan (16); RB Andy Johnson (13), Horace Ivory (3); FB Sam Cunningham (14), Don Calhoun (2); 2nd TE D. Hasselbeck (3).

Defense: LE Mel Lunsford (15), Tony McGee (1); NT Ray Hamilton (16); RE Richard Bishop (15), Julius Adams (1); LOLB Steve Zabel (11), Steve King (5); ILB Steve Nelson (15), Ray Costick (1); RLB Sam Hunt (15), R. Costick (1); ROLB Rod Shoate (15); R. Costick (1); LCB Ray Clayborn (16); RB Michael Haynes (16); SS Doug Beaudoin (13), Tim Fox (2), Prentice McCray (1); FS T. Fox (14), P. McCray (2).

1978 Coaching Staff: Raymond Berry, Receivers, Hank Bullough, Defensive Line, Ron Erhardt, Offensive Backfield, John Polonchek, QBs/Special Asst. to Head Coach, Jim Ringo, Offensive Line, Fritz Shurmur, Defensive Line, Charlie Sumner, Linebackers/Secondary, Tom Yewcic, Offensive Backfield/Special Teams.

Pro Bowl (5): FB Sam Cunningham (1), TE Russ Francis (3), T Leon Gray (2), G John Hannah (2), CB Mike Haynes (3).

PASSING	ATT	CMP	YARDS	CMP%	YDS/ATT	TD	TD%	INT	INT%	LG	SK/YDS	RATING
Grogan	362	181	2824	50.0	7.80	15	4.1	23	6.4	75t	21/184	63.6
Owen	26	15	182	57.7	7.00	0	0.0	2	7.7	23	3/22	47.3
Johnson	2	0	0	0.0	0.00	0	0.0	0	0.0	0	0/0	39.6
Patriots	390	196	3006	50.3	7.71	15	3.8	25	6.4	75t	24/206	62.2
Opponents	425	235	3059	55.3	7.19	21	4.9	22	5.1	67t	35/296	73.1



1979 FINAL STATISTICS (9-7)

Head Coach: Ron Erhardt • Second in AFC East • Home Stadium: Schaefer Stadium

DATE	W/L	SCORE	OPPONENT	ATTENDANCE
9/03	L	13-16	Pittsburgh OT	60,798
9/09	W	56-3	N.Y. Jets	53,113
9/16	W	20-14	at Cincinnati	41,805
9/23	W	27-21	San Diego	60,916
10/01	L	14-27	at Green Bay	52,842
10/07	W	24-17	Detroit	60,629
10/14	W	27-7	at Chicago	54,128
10/21	W	28-13	Miami	61,096
10/28	L	26-31	at Baltimore	41,029
11/04	W	26-6	at Buffalo	67,935
11/11	L	10-45	at Denver	74,379
11/18	W	50-21	Baltimore	60,879
11/25	L	13-16	Buffalo OT	60,991
11/29	L	24-39	at Miami	69,174
12/09	L	26-27	at N.Y. Jets	60,372
12/16	W	27-23	Minnesota	54,719

RUSHING	NO	YDS	AVG	LG	TD
Cunningham	159	563	3.5	27	5
Ivory	143	522	3.7	52	1
Calhoun	137	456	3.3	29	5
Grogan	62	368	5.8	26	2
Johnson	43	132	3.1	15	1
Clark	19	84	4.4	19	2
Tatupu	23	71	3.1	12	0
Morgan	7	39	5.6	17	0
Jackson	3	12	4.0	12	0
Westbrook	2	8	4.0	4	0
Owen	2	-1	-0.5	0	0
Cavanaugh	1	-2	-2.0	-2	0
Patriots	603	2252	3.7	52	16
Opponents	495	1770	3.6	39	22

KICK RETURNS	NO	YDS	AVG	LG	TD
Clark	37	816	22.1	38	0
Sanford	10	179	17.9	23	0
Westbrook	11	151	13.7	30	0
Clayborn	2	33	16.5	20	0
Tatupu	3	15	5.0	12	0
Washington	1	18	18.0	18	0
Ivory	1	15	15.0	15	0
Morgan	1	12	12.0	12	0
Patriots	66	1239	18.8	38	0
Opponents	80	1621	20.3	45	0

Sacks: McGee 10.5, Bishops 8.5, Lunsford 8.0, Hamilton 7.0, Hawkins 7.0, Adams 6.0, Shoate 4.0, Costick 2.0, Nelson 2.0, Clayborn 1.0, Fox 1.0. Patriots 57.0, Opponents 49.0.

Team Statistics

	PATS	OPP
TOTAL FIRST DOWNS	318	283
By Rushing	132	118
By Passing	159	139
By Penalty	27	26

Third Down: Md/Att.	113/254	85/225
Third Down: Eff.	44.4	37.7

TOTAL NET YARDS	5470	4323
Avg. per Game	341.9	270.2

Total Offensive Plays	1127	1019
Avg. per Play	4.8	4.3

NET YARDS RUSHING	2252	1770
Total Rushing Plays	603	495

Avg. per Rush	3.7	3.6
Avg. per Game	140.8	110.6

NET YARDS PASSING	3218	2553
Avg. per Game	201.1	159.6

Sacked/Yards Lost	49/382	57/512
Gross Yards Passing	3600	3065

Att./Completions	475/237	467/246
Completion Pct.	49.9	52.7

Had Intercepted	23	20
PUNTS/AVERAGE	84/36.2	94/38.7

PENALTIES/YARDS	99/864	103/917
------------------------	---------------	----------------

FUMBLES/BALLS LOST	28/15	35/22
---------------------------	--------------	--------------

TOUCHDOWNS	49	39
Rushing	16	22

Passing	30	13
Returns	3	4

Score by Periods	1	2	3	4	OT	Total
Patriots	85	137	60	129	0	411

Opponents	87	93	71	69	6	326
-----------	----	----	----	----	---	-----

SCORING	TD	Ru	Pa	Rt	PAT	FG	S	TP
---------	----	----	----	----	-----	----	---	----

Smith	0	0	0	0	46/49	23/33	0	115
Morgan	13	0	12	1	0	0	0	78

Jackson	7	0	7	0	0	0	0	42
Calhoun	6	5	1	0	0	0	0	36

Francis	5	0	5	0	0	0	0	30
Cunningham	5	5	0	0	0	0	0	30

Ivory	3	1	2	0	0	0	0	18
Clark	2	2	0	0	0	0	0	12

Grogan	2	2	0	0	0	0	0	12
Hawkins	1	0	0	1	0	0	0	6

Sanford	1	0	0	1	0	0	0	6
Westbrook	1	0	1	0	0	0	0	6

Pennyswell	1	0	1	0	0	0	0	6
Johnson	1	1	0	0	0	0	0	6

Jarvis	1	0	1	0	0	0	0	6
Patriots	49	16	30	3	46/49	23/33	1	411

Opponents	39	22	13	4	36/39	18/26	1	326
------------------	-----------	-----------	-----------	----------	--------------	--------------	----------	------------

RECEIVING	NO	YDS	AVG	LG	TD
Jackson	45	1013	22.5	59	7
Morgan	44	1002	22.8	63t	12

Francis	39	557	14.3	44	5
Cunningham	29	236	8.1	20	0

Ivory	23	216	9.4	24	2
Calhoun	15	66	4.4	14	1

Hasselbeck	13	158	12.2	41	0
Westbrook	9	173	19.2	38	1

Johnson	9	68	7.6	11	0
Pennyswell	4	35	8.8	13t	1

Clark	2	35	17.5	20	0
Javis	2	30	15.0	15t	1

Tatupu	2	9	4.5	5	0
Chandler	1	2	2.0	2	0

Patriots	237	3600	15.2	63t	30
Opponents	246	3065	12.5	82	13

INTERCEPTIONS	NO	YDS	AVG	LG	TD
Clayborn	5	56	11.2	27	0
Haynes	3	66	22.0	33	0

McCray	3	48	16.0	26	0
Fox	2	38	19.0	25	0

Hawkins	2	35	17.5	35t	1
Sanford	1	39	39.0	12	0

Beaudoin	1	30	30.0	30	0
Costick	1	22	22.0	22	0

Nelson	1	18	18.0	18	0
Shoate	1	0	0.0	0	0

Patriots	20	352	17.6	35t	1
Opponents	23	417	18.1	56	0

PUNTING	NO	YDS	AVG	LG	TB	IN20	BLK
Hare	83	3038	36.6	58	11	20	1

Patriots	84	3038	36.2	58	11	20	1
Opponents	94	3641	38.7	63	9	11	1

PUNT RETURNS	NO	FC	YDS	AVG	LG	TD
Morgan	29	21	289	10.0	80t	1

Haynes	5	1	16	3.2	5	0
Westbrook	2	0	5	2.5	5	0

Sanford	1	0	1	1.0	1	0
Patriots	37	22	311	8.4	80t	1

Opponents	28	17	317	11.3	75t	1
------------------	-----------	-----------	------------	-------------	------------	----------

PASSING	ATT	CMP	YARDS	CMP%	YDS/ATT	TD	TD%	INT	INT%	LG	SK/YDS	RATING
Grogan	423	206	3286	48.7	7.77	28	6.6	20	4.7	63t	45/341	77.4
Owen	47	27	248	57.4	5.28	2	4.3	3	6.4	32	4/41	59.5
Westbrook	2	2	52	100.0	26.0	0	0.0	0	0.0	28	0/0	118.8
Cavanaugh	1	1	10	100.0	10.0	0	0.0	0	0.0	10	0/0	108.3
Hare	1	1	4	100.0	4.0	0	0.0	0	0.0	4	0/0	83.3
Jackson	1	0	0	0.0	0.0	0	0.0	0	0.0	0/0	0/0	39.6
Patriots	475	237	3600	49.9	7.58	30	6.3	23	4.8	63t	49/382	76.1
Opponents	467	246	3065	52.7	6.56	13	2.8	20	4.3	82	57/512	64.8

1979 Coaching Staff: Raymond Berry, Receivers, Hank Boughough, Defensive Line, Gino Cappelletti, Special Teams, Billy Kinard, Defensive Backfield, John Polonchek, QB/Special Asst. to Head Coach, Jim Ringo, Offensive Line, Fritz Shurmur, Defensive Line, Tom Yewcic, Offensive Backfield.

Pro Bowl (3): G John Hannah (3), CB Mike Haynes (4), WR Stanley Morgan (1).

1980 FINAL STATISTICS (10-6)

Head Coach: Ron Erhardt • Second in AFC East • Home Stadium: Schaefer Stadium

DATE	W/L	SCORE	OPPONENT	ATTENDANCE
9/07	W	34-17	Cleveland	49,222
9/14	L	21-37	Atlanta	48,321
9/21	W	37-31	at Seattle	61,035
9/29	W	23-14	Denver	59,602
10/05	W	21-11	at N.Y. Jets	53,603
10/12	W	34-0	Miami	60,377
10/19	W	37-21	at Baltimore	53,924
10/26	L	13-31	at Buffalo	75,092
11/02	W	34-21	N.Y. Jets	60,834
11/10	L	34-38	at Houston	51,524
11/16	L	14-17	L.A. Rams	60,609
11/23	W	47-21	Baltimore	60,994
11/30	L	17-21	at San Francisco	45,254
12/08	L	13-16	at Miami OT	63,292
12/14	W	24-2	Buffalo	58,324
12/21	W	38-27	at New Orleans	58,277

RUSHING	NO	YDS	AVG	LG	TD
Ferguson	211	818	3.9	44	2
Calhoun	200	787	3.9	22t	9
Grogan	30	112	3.7	19	1
Ivory	42	111	2.6	20t	2
Tatupu	33	97	2.9	11	3
Cavanaugh	19	97	5.1	22	0
Foreman	23	63	2.7	7	1
Clark	9	56	6.2	15	1
Jackson	5	37	7.4	16	0
Morgan	4	36	9.0	16	0
Johnson	11	26	2.4	11	0
Hubach	1	0	0.0	0	0
Patriots	588	2240	3.8	44	19
Opponents	481	1876	3.9	33	12

KICK RETURNS	NO	YDS	AVG	LG	TD
Ivory	36	992	27.6	98t	1
Brown	9	156	17.3	26	0
Currier	6	98	16.3	26	0
Westbrook	1	14	14.0	14	0
Clark	3	21	7.0	13	0
Pennywell	1	0	0.0	0	0
Patriots	56	1281	22.9	98t	1
Opponents	90	1649	18.3	35	0

Sacks: Adams 9.0, Hamilton 8.0, McGee 7.5, Shoate 6.0, Bishop 5.5, Zamberlin 2.5, Hawkins 2.0, Haynes 1.0, McGrew 1.0, Sanford 1.0, McDougald 0.5. Patriots 44.0, Opponents 25.0.

Team Statistics

	PATS	OPP
TOTAL FIRST DOWNS	319	270
By Rushing	139	118
By Passing	154	141
By Penalty	26	11
Third Down: Avg.	98/210	79/214
Third Down: Pct.	46.7	36.9
TOTAL NET YARDS	5435	4762
Avg. per Game	339.7	297.6
Total Offensive Plays	1026	983
Avg. per Play	5.3	4.8
NET YARDS RUSHING	2240	1876
Total Rushing Plays	588	481
Avg. per Rush	3.8	3.9
Avg. per Game	140.0	117.3
NET YARDS PASSING	3195	2886
Avg. per Game	199.7	180.4
Sacked/Yards Lost	25/200	44/346
Gross Yards Passing	3395	3232
Att./Completions	413/240	458/266
Completion Pct.	58.1	58.1
Had Intercepted	27	24
PUNTS/AVERAGE	63/38.0	92/41.0
PUNT RETURNS/AVG	28/8.5	60/8.6
NET PUNTING AVG.	33.6	33.3
PENALTIES/YARDS	79/696	92/833
FUMBLES/BALLS LOST	19/9	31/10
TOUCHDOWNS	52	40
Rushing	19	12
Passing	27	28
Returns	6	0
Score by Periods	1 2 3 4 OT	Total
Patriots	77 132 110 122 0	441
Opponents	64 97 56 105 3	325

SCORING	TD	Ru	Pa	Rt	PAT	FG	S	TP
Smith	0	0	0	0	51/51	26/34	0	129
Calhoun	9	9	0	0	0	0	54	0
Francis	8	0	8	0	0	0	48	0
Morgan	6	0	6	0	0	0	36	0
Jackson	5	0	5	0	0	0	30	0
Hasselbeck	4	0	4	0	0	0	24	0
Ivory	3	2	0	1	0	18	18	0
Johnson	3	0	3	0	0	18	18	0
Tatupu	3	3	0	0	0	18	18	0
Clark	2	1	0	1	0	12	12	0
Ferguson	2	2	0	0	0	12	12	0
Foreman	1	1	0	0	0	6	6	0
Grogan	1	1	0	0	0	6	6	0
Pennywell	1	0	1	0	0	6	6	0
Haynes	1	0	0	1	0	6	6	0
James	1	0	0	1	0	6	6	0
Shoate	1	0	0	1	0	6	6	0
Sanford	1	0	0	1	0	6	6	0
Team	0	0	0	0	0/1	0/0	0	441
Patriots	52	19	27	6	51/52	26/34	0	441
Opponents	40	12	28	0	39/40	14/20	2	325

RECEIVING	NO	YDS	AVG	LG	TD
Morgan	45	991	22.0	71	6
Francis	41	664	16.2	39	8
Jackson	35	737	21.1	40	5
Calhoun	27	129	4.8	12	0
Johnson	24	259	10.8	22	3
Ferguson	22	173	7.9	18	0
Foreman	14	99	7.1	18	0
Ivory	12	95	7.9	19	0
Hasselbeck	8	130	16.3	35t	4
Westbrook	4	60	15.0	21	1
Pennywell	4	31	7.8	16	1
Tatupu	4	27	6.8	11	0
Patriots	240	3395	14.1	71	27
Opponents	266	3232	12.2	79t	28

INTERCEPTIONS	NO	YDS	AVG	LG	TD
Clayborn	5	87	17.4	29	0
Fox	4	41	10.2	23	0
James	4	32	8.0	19	0
Shoate	3	50	16.7	42t	1
Nelson	3	37	12.3	33	0
Hawkins	2	5	2.5	5	0
Haynes	1	31	31.0	31	0
Mathews	1	5	5.0	5	0
Sanford	1	0	0.0	0	0
Patriots	24	288	12.0	42t	1
Opponents	27	369	13.7	80	0

PUNTING	NO	YDS	AVG	TB	IN20	LG	BLK
Hubach	63	2392	38.0	2	12	69	0
Patriots	63	2392	38.0	2	12	69	0
Opponents	92	3775	41.0	10	14	66	0

PUNT RETURNS	NO	FC	YDS	AVG	LG	TD
James	33	3	331	10.0	75t	0
Haynes	17	2	140	8.2	35	0
Brown	10	1	42	4.2	14	0
Patriots	60	6	513	8.6	75t	1
Opponents	28	13	237	8.5	25	0

FIELD GOALS	1-19	20-29	30-39	40-49	50+
Smith	2-2	11-11	10-14	3-7	0-0
Patriots	2-2	11-11	10-14	3-7	0-0
Opponents	0-0	8-8	4-8	2-3	0-1

Smith: (37G,35G) (-) 19G,30G,44w,29G (26G,19G,36G) (-) 30G,34w,36G (27G, 29G,37G) (41G,32G) (21G, 27G, 44w) (26G,44G,32b) (47s) (22G, 35G) (37w, 42G) (23G,33G,35b) (40w,27G) (22G).

Opponents: (25G) (26G,27G,39G) (33G) (73s) (49b,39w,40G) (-) (35w) (23G,39w) (-) (45G) (29G) (39w) (-) (27G, 24G,23G) (-) (30G,38G).

Starters: Offense: WR Stanley Morgan (16); LT Dwight Wheeler (15), Garry Puetz (1); LG John Hannah (16); C Bill Lenkatis (16); RG Sam Adams (15), Bob Cryder (1); RT Shelby Jordan (16); TE Russ Francis (15), Don Hasselbeck (1); WR Harold Jackson (16); QB Steve Grogan (12), Matt Cavanaugh (4); RB Vagas Ferguson (16); FB Don Calhoun (16).

Defense: LE Mel Lunsford (12), Richard Bishop (4); NT Ray Hamilton (15), R. Bishop (1); RE Julius Adams (16); LOLB Mike Hawkins (16), LILB Steve Nelson (16); RILB John Zamberlin (13), Bob Golic (3); ROLB Rod Shoate (16); LCB Raymond Clayborn (15), Mike Haynes (1); RCB M. Haynes (11), Rick Sanford (4), R. Clayborn (1); SS Roland James (10), R. Sanford (6); FS Tim Fox (16).

1980 Coaching Staff: Raymond Berry, Receivers, Gino Cappelletti, Special Teams, Billy Kinard, Defensive Backfield, Bill Parcels, Linebackers, John Polonchek, QBs/Special Asst. to Head Coach, Jim Ringo, Offensive Line, Fritz Shurmur, Defensive Coordinator/Line, Tom Yewcic, Offensive Backfield.

Pro Bowl (7): DE Julius Adams (1), FS Tim Fox (1), G John Hannah (5), CB Mike Haynes (5), WR Stanley Morgan (2), LB Steve Nelson (1), K John Smith (1).

PASSING	ATT	CMP	YARDS	CMP%	YDS/ATT	TD	TD%	INT	INT%	LG	SK/YDS	RATING
Grogan	306	175	2475	57.2	8.09	18	5.9	22	7.2	71	17/138	73.1
Cavanaugh	105	63	885	60.0	8.43	9	8.6	5	4.8	40	8/62	95.9
Jackson	2	2	35	100.0	17.5	0	0.0	0	0.0	23	0/0	118.8
Patriots	413	240	3395	58.1	8.22	27	6.5	27	6.5	71	25/200	79.3
Opponents	458	266	3232	58.1	7.06	28	6.1	24	5.2	79t	44/346	78.4



1981 FINAL STATISTICS (2-14)

Head Coach: Ron Erhardt • Fifth in AFC East • Home Stadium: Schaefer Stadium

DATE	W/L	SCORE	OPPONENT	ATTENDANCE
9/06	L	28-29	Baltimore	49,572
9/13	L	3-13	at Philadelphia	71,089
9/21	L	21-35	Dallas	60,311
9/27	L	21-27	at Pittsburgh OT	53,344
10/04	W	33-17	Kansas City	55,931
10/11	L	24-28	at N.Y. Jets	55,093
10/18	W	38-10	Houston	60,474
10/25	L	22-24	at Washington	50,394
11/01	L	17-27	at Oakland	44,246
11/08	L	27-30	Miami OT	60,436
11/15	L	6-17	N.Y. Jets	45,342
11/22	L	17-20	at Buffalo	71,593
11/29	L	20-27	St. Louis	39,946
12/06	L	14-24	at Miami	50,421
12/13	L	10-19	Baltimore	42,549
12/20	L	21-23	at Baltimore	17,073

Team Statistics

	PATS	OPP
TOTAL FIRST DOWNS	306	328
By Rushing	124	160
By Passing	166	148
By Penalty	16	20
Third Down: Mid/Att.	77/208	100/230
Third Down: Eff.	37.0	43.5

TOTAL NET YARDS	5623	5827
Avg. per Game	351.4	364.2
Total Offensive Plays	1026	1103
Avg. per Play	5.5	5.3

NET YARDS RUSHING	2040	2950
Total Rushing Plays	499	644
Avg. per Rush	4.1	4.5
Avg. per Game	127.5	184.4

NET YARDS PASSING	3583	2877
Avg. per Game	223.9	179.8
Sacked/Yards Lost	45/321	20/175
Gross Yards Passing	3904	3052
Att./Completions	482/254	439/243
Completion Pct.	52.7	55.3
Had Intercepted	34	16

PUNTS/AVERAGE	75/39.3	74/38.8
NET PUNTING AVG.	31.8	34.5

PENALTIES/YARDS	88/725	86/763
FUMBLES/BALLS LOST	32/16	34/17

TOUCHDOWNS	40	42
Rushing	23	20
Passing	17	18
Returns	0	4

Score by Periods	1	2	3	4	OT	Total
Patriots	68	92	67	95	0	322
Opponents	78	117	90	76	9	370

SCORING	TD	Ru	Pa	Rt	PAT	FG	S	TP
Smith	0	0	0	0	37/39	15/24	0	82
Collins	7	7	0	0	0	0	0	42
Morgan	6	0	6	0	0	0	0	36
Hasselbeck	6	0	6	0	0	0	0	36
Cunningham	4	4	0	0	0	0	0	24
Cavanaugh	3	3	0	0	0	0	0	18
Ferguson	3	3	0	0	0	0	0	18
Tatupu	3	2	1	0	0	0	0	18
Calhoun	2	2	0	0	0	0	0	12
Grogan	2	2	0	0	0	0	0	12
Westbrook	2	0	2	0	0	0	0	12
Pennywell	1	0	1	0	0	0	0	6
Johnson	1	0	1	0	0	0	0	6
Team	0	0	0	0	0/1	0/0	0	0
Patriots	40	23	17	0	37/40	15/24	0	322
Opponents	42	20	18	4	39/41	25/39	2	370

RUSHING	NO	YDS	AVG	LG	TD
Collins	204	873	4.3	29	7
Ferguson	78	340	4.4	19t	3
Cunningham	86	269	3.1	12	4
Calhoun	57	205	3.6	33	2
Tatupu	38	201	5.3	43	2
Cavanaugh	17	92	5.4	11	3
Grogan	12	49	4.1	24t	2
Morgan	2	21	10.5	11	0
Pennywell	1	3	3.0	3	0
Johnson	2	1	0.5	5	0
Jackson	2	-14	-7.0	-5	0
Patriots	499	2040	4.1	43	23
Opponents	644	2950	4.6	75t	20

RECEIVING	NO	YDS	AVG	LG	TD
Hasselbeck	46	808	17.6	51	6
Morgan	44	1029	23.4	76t	6
Jackson	39	669	17.2	45	0
Johnson	39	429	11.0	36	1
Collins	26	232	9.0	22	0
Tatupu	12	132	11.0	41	1
Cunningham	12	92	7.7	12	0
Dawson	7	126	18.0	42	0
Westbrook	7	122	17.4	32	2
Calhoun	7	71	10.1	20	0
Toler	5	70	14.0	23	0
Ferguson	4	39	9.8	20	0
Pennywell	3	49	16.3	22t	1
Grogan	2	27	13.5	16	0
Cavanaugh	1	9	9.0	9	0
Patriots	254	3904	15.4	76t	17
Opponents	243	3052	12.6	55	18

INTERCEPTIONS	NO	YDS	AVG	LG	TD
Sanford	3	28	9.3	21	0
Fox	3	20	6.7	20	0
Clayborn	2	39	19.5	39	0
James	2	29	14.5	21	0
Buben	1	49	49.0	49	0
Hawkins	1	16	16.0	16	0
Zamberlin	1	11	11.0	11	0
Haynes	1	3	3.0	3	0
Shoate	1	0	0.0	0	0
K. Lee	1	0	0.0	0	0
Patriots	16	195	12.2	49	0
Opponents	34	570	16.8	67	1

PUNTING	NO	YDS	AVG	TB	IN20	LG	BLK
Camarillo	47	1959	41.7	9	12	75	0
Hubach	19	726	38.2	2	2	56	0
Hartley	9	266	30.0	2	0	41	0
Patriots	75	2951	39.3	13	14	75	0
Opponents	74	2872	38.8	6	22	65	0

PUNT RETURNS	NO	FC	YDS	AVG	LG	TD
Morgan	15	4	116	7.7	26	0
James	7	2	56	8.0	18	0
Haynes	6	1	12	2.0	6	0
Collins	3	0	15	5.0	15	0
Patriots	31	7	199	6.4	26	0
Opponents	35	8	305	8.7	75t	1

KICK RETURNS	NO	YDS	AVG	LG	TD
Collins	39	773	19.8	30	0
Toler	9	148	16.4	32	0
Sanford	4	82	20.5	27	0
Johnson	3	53	17.7	19	0
Dombroski	2	45	22.5	24	0
Calhoun	2	38	19.0	22	0
K. Lee	2	20	10.0	16	0
Ivory	1	19	19.0	19	0
Hasselbeck	1	7	7.0	7	0
Matthews	1	5	5.0	5	0
Hamilton	1	0	0.0	0	0
Patriots	65	1190	18.3	32	0
Opponents	68	1326	19.5	53	0

Sacks: McGee 5.5, Bishop 4.5, Lee 3.0, Adams 3.0, Shoate 2.0, Hawkins 1.0, Hamilton 1.0. Patriots 20.0, Opponents 45.0.

FIELD GOALS	1-19	20-29	30-39	40-49	50+
Smith	0-0	7-7	2-6	5-7	1-4
Patriots	0-0	7-7	2-6	5-7	1-4
Opponents	1-1	11-12	6-10	6-14	1-2

Smith: (50w,39w) (22G) (43s) (-) (50G, 43G) (22G) (32w,21G) (25G,22G,46G, 53s) (38G) (27G,34G) (42G,29G) (43G, 35b) (39w) (49n, 50n) (42G) (-).

Opponents: (48G,19G,35G) (46G,22G, 44w) (26G,40w,26G,27G,25G) (39w,48w) (40w,35G) (50w,43w) (42G) (40b,34G) (51G, 27w,26G) (24G,26G,30G) (47G, 39w) (28G, 42w,23G,38w) (44G,45G) (32G,37n) (29G) (30G,46s).

Starters: Offense: WR Stanley Morgan (13), Carlos Pennywell (2), Brian Westbrook (1); LT Dwight Wheeler (11), Brian Holloway (5); LG John Hannah (16); C Pete Brock (16); RG Bob Cryder (15), Gary Puetz (1); RT Shelby Jordan (16); TE Don Hasselbeck (14), Lin Dawson (2); WR Harold Jackson (15); QB Matt Cavanaugh (8), Steve Grogan (7), Tom Owen (1); RB Tony Collins (11), Vagas Ferguson (5); FB Sam Cunningham (8), Don Calhoun (7), Mosei Tatupu (1); 3rd TE L. Dawson (1).
Defense: LE Tony McGee (9), Mark Buben (4), John Lee (3); NT Richard Bishop (16); RE Julius Adams (16); LOLB Mike Hawkins (15), Steve King (1); LILB Steve Nelson (12), Bob Golic (4); RILB Bill Matthews (9), B. Golic (5), J. Lee (1), John Zamberlin (1); ROLB Rod Shoate (16); LCB Raymond Clayborn (16); RCB Mike Haynes (6), Keith Lee (6), Roland James (3), Rick Sanford (1); SS R. Sanford (13), R. James (3); FS Tim Fox (16).

1981 Coaching Staff: Raymond Berry, Receivers, Gino Cappelletti, Special Teams, Bobby Grier, Offensive Backfield, Rick Lantz, Linebackers, Babe Parilli, Quarterbacks, Jim Ringo, Offensive Line, Dick Roach, Defensive Backs, Fritz Shurmur, Defensive Coordinator/Line.

Pro Bowl (1): G John Hannah (5).

PASSING	ATT	CMP	YARDS	CMP%	YDS/ATT	TD	TD%	INT	INT%	LG	SK/YDS	RATING
Cavanaugh	219	115	1633	52.5	7.46	5	2.3	13	5.9	65	24/165	59.8
Grogan	216	117	1859	54.2	8.61	7	3.2	16	7.4	76t	19/137	63.0
Owen	36	15	218	41.7	6.05	1	2.8	4	11.1	28	2/19	31.7
Johnson	9	7	194	77.7	21.5	4	44.0	1	11.1	66t	0/0	118.8
Jackson	1	0	0	0.0	0.00	0	0.0	0	0.0	0	0/0	39.6
Collins	1	0	0	0.0	0.00	0	0.0	0	0.0	0	0/0	39.6
Patriots	482	254	3904	52.7	8.10	17	3.5	34	7.0	76t	45/321	62.1
Opponents	439	243	3052	55.3	6.95	18	4.1	16	3.6	55	20/175	75.7



1982 FINAL STATISTICS (5-4)

Head Coach: Ron Meyer • Third in AFC East (Playoff Qualifier) • Home Stadium: Schaefer Stadium

DATE	W/L	SCORE	OPPONENT	ATTENDANCE
9/12	W	24-13	at Baltimore	39,055
9/19	L	7-31	N.Y. Jets	53,515
11/21	L	7-10	at Cleveland	47,281
11/28	W	29-21	Houston	33,602
12/05	L	13-26	at Chicago	36,973
12/12	W	3-0	Miami	25,716
12/19	W	16-0	at Seattle	53,457
12/26	L	14-37	at Pittsburgh	50,515
1/02	W	30-19	Buffalo	36,218
AFC PLAYOFFS				
1/08	L	13-28	at Miami	68,842

Team Statistics

	PATS	OPP
TOTAL FIRST DOWNS	146	185
By Rushing	74	87
By Passing	63	88
By Penalty	9	10
Third Down: Md/Att.	37/109	47/122
Third Down: Eff.	33.9	38.5
Fourth Down: Md/Att.	4/7	5/8
Fourth Down: Eff.	57.1	62.5
TOTAL NET YARDS	2633	2808
Avg. per Game	292.6	312.0
Total Offensive Plays	526	602
Avg. per Play	5.0	4.6
NET YARDS RUSHING	1347	1289
Total Rushing Plays	324	315
Avg. per Rush	4.2	4.1
Avg. per Game	149.7	143.2
NET YARDS PASSING	1286	1519
Avg. per Game	142.9	168.8
Sacked/Yards Lost	15/134	20/172
Grossed/Yards Passing	1420	1691
Att./Completions	187/93	267/142
Completion Pct.	49.7	53.2
Had Intercepted	9	12
PUNTS/AVERAGE	49/43.7	43/39.7
NET PUNTING AVG.	37.7	33.7
PENALTIES/YARDS	53/412	39/290
FUMBLES/BALLS LOST	16/8	19/11
TOUCHDOWNS	17	18
Rushing	3	9
Passing	12	9
Returns	2	0

Score by Periods	1	2	3	4	OT	Total
Patriots	23	33	37	50	0	143
Opponents	34	49	13	61	0	157

SCORING	TD	Ru	Pa	Rt	PAT	FG	S	TP
Smith	0	0	0	0	6/7	5/8	0	21
Collins	3	1	2	0	0	0	0	18
Morgan	3	0	3	0	0	0	0	18
Toler	2	0	2	0	0	0	0	12
Miller	0	0	0	0	4/4	2/3	0	10
Robinson	0	0	0	0	5/5	1/2	0	8
Bradshaw	1	0	1	0	0	0	0	6
Brown	1	0	1	0	0	0	0	6
Dawson	1	0	1	0	0	0	0	6
Grogan	1	1	0	0	0	0	0	6
Hasselbeck	1	0	1	0	0	0	0	6
Sanford	1	0	0	1	0	0	0	6
R. Smith	1	0	0	1	0	0	0	6
van Egghen	1	0	1	0	0	0	0	6
Weathers	1	1	0	0	0	0	0	6
Crump	0	0	0	0	0	0	1	2
Team	0	0	0	0	0/1	0/0	0	0
Patriots	17	3	12	2	15/17	8/13	1	143
Opponents	18	9	9	0	17/18	10/15	1	157

RUSHING	NO	YDS	AVG	LG	TD
Collins	164	632	3.9	54	1
van Egghen	82	386	4.7	17	0
Tatupu	30	168	5.6	26	0
Weathers	24	83	3.5	18	1
Grogan	9	42	4.7	19	1
Cunningham	9	21	2.3	4	0
Ferguson	1	5	5.0	5	0
Toler	1	4	4.0	4	0
Cavanaugh	2	3	1.5	3	0
Morgan	2	3	1.5	3	0
Patriots	324	1347	4.2	54	3
Opponents	315	1289	4.1	48	9

RECEIVING	NO	YDS	AVG	LG	TD
Robinson	28	584	20.9	75t	3
Collins	19	187	9.8	33	2
Hasselbeck	15	158	10.5	41	1
Dawson	13	160	12.3	26	1
Bradshaw	6	111	18.5	48	1
Brown	4	114	28.5	41	1
Weathers	3	24	8.0	22	0
Toler	2	63	31.5	33t	2
van Egghen	2	14	7.0	9	1
Jones	1	5	5.0	5	0
Patriots	93	1420	15.3	75t	12
Opponents	142	1691	11.9	46t	9

INTERCEPTIONS	NO	YDS	AVG	LG	TD
Haynes	4	26	6.5	26	0
James	3	12	4.0	12	0
Sanford	2	105	52.5	99t	1
Blackmon	2	7	3.5	7	0
Clayborn	1	26	26.0	26	0
Patriots	12	176	14.7	99t	1
Opponents	9	100	11.1	44	0

PUNTING	NO	YDS	AVG	TB	IN20	LG	BLK
Camarillo	49	2140	43.7	5	10	76	0
Patriots	49	2140	43.7	5	10	76	0
Opponents	43	1709	39.7	6	12	81	0

PUNT RETURNS	NO	FC	YDS	AVG	LG	TD
Smith, R.	16	8	139	8.7	19	0
Patriots	16	8	139	8.7	19	0
Opponents	26	9	191	7.3	21	0

KICK RETURNS	NO	YDS	AVG	LG	TD
Smith, R.	24	567	23.6	98t	1
Taylor	2	46	23.0	27	0
Dombroski	1	19	19.0	19	0
Lee	1	14	14.0	14	0
Patriots	28	646	23.1	98t	1
Opponents	32	614	19.2	46	0

Sacks: Blackmon 4.5, Sims 3.0, Adams 2.0, James 2.0, Weishuhn 2.0, Williams, L. 2.0, McGrew 1.5, Crump 1.0, Henson 1.0, Zamberlin 1.0. Patriots 20.0, Opponents 15.0.

FIELD GOALS	1-19	20-29	30-39	40-49	50+
Smith	0-1	2-2	2-2	1-3	0-0
Miller	0-0	2-2	0-1	0-0	0-0
Robinson	1-1	0-1	0-0	0-0	0-0
Patriots	0-1	5-5	2-4	1-3	0-0
Opponents	0-0	4-4	2-3	4-5	0-3

Robinson: (24G) (-) (33n). **Miller:** (23G,25G) (36b). **Smith:** (18n,33G) (21G,41b,37G, 48w,23G) (-) (42G).

Opponents: (49G,37w,30G) (30G) (24G) (52s) (53w,43G) (45b) (52B) (21G, 25G,44G) (46G,25G).

Starters: Offense: WR Stanley Morgan (9); LT Brian Holloway (9); LG John Hannah (8), Bob Cryder (1); C Pete Brock (9); RG Ron Wooten (7), B. Cryder (2); RT Shelby Jordan (9); TE Don Hasselback (5), Lin Dawson (4); WR Morris Bradshaw (5), Preston Brown (4); QB Steve Grogan (6), Matt Cavanaugh (3); RB Tony Collins (9); FB Mark van Egghen (5), Sam Cunningham (2), Robert Weathers (2).

Defense: LE Kenneth Sims (9); NT Lester Williams (9); Julius Adams (9); LOLB Lawrence McGrew (8), Andre Tippett (1); LILB Steve Nelson (9); RILB Clayton Weishuhn (9); Don Blackmon (9); LCB Mike Haynes (9) RCB Raymond Clayborn (9); SS Roland James (7), Keith Lee (2); FS Rick Sanford (9).

1982 Coaching Staff: Tommy Brasher, Linebackers, Clev Bryant, Offensive Backfield, LeBaron Caruthers, Strength/ Conditioning, Steve Endicott, Receivers, Lew Erber, QB's/Offensive Coordinator, Jim Mora, Defensive Coordinator, Bill Muir, Offensive Line, Dante Scarnecchia, Special Teams/TE's, Steve Sidwell, Linebackers, Steve Walters, Defensive Backs.

Pro Bowl (2): G John Hannah (6), CB Mike Haynes (6).

PASSING	ATT	CMP	YARDS	CMP%	YDS/ATT	TD	TD%	INT	INT%	LG	SK/YDS	RATING
Grogan	122	66	930	54.1	7.62	7	5.7	4	3.3	62t	8/48	84.4
Cavanaugh	60	27	490	45.0	8.17	5	8.3	5	8.3	75t	7/86	66.7
Flick	5	0	0	0.0	0.00	0	0.0	0	0.0	-	0/0	39.6
Patriots	187	93	1420	49.7	7.59	12	6.4	9	4.8	75t	15/134	76.5
Opponents	267	142	1691	53.2	6.33	9	3.4	12	4.5	46t	20/172	65.3



1983 FINAL STATISTICS (8-8)

Head Coach: Ron Meyer • Tied for Second in AFC East • Home Stadium: Sullivan Stadium

DATE	W/L	SCORE	OPPONENT	ATTENDANCE
9/04	L	23-29	Baltimore (OT)	45,526
9/11	L	24-34	at Miami	59,343
9/18	W	23-13	N.Y. Jets	43,182
9/25	W	28-23	at Pittsburgh	58,282
10/02	L	13-33	San Francisco	54,293
10/09	L	7-12	at Baltimore	35,618
10/16	W	37-21	San Diego	59,016
10/23	W	31-0	at Buffalo	60,424
10/30	L	13-4	at Atlanta	47,546
11/06	W	21-7	Buffalo	42,604
11/13	W	17-6	Miami	60,771
11/20	L	0-30	Cleveland	40,987
11/27	L	3-26	N.Y. Jets	48,620
12/04	W	7-0	New Orleans	24,579
12/11	W	21-7	at L.A. Rams	46,503
12/18	L	6-24	at Seattle	59,688

Team Statistics

	PATS	OPP
--	------	-----

TOTAL FIRST DOWNS

By Rushing	130	129
By Passing	138	172
By Penalty	16	25
Third Down: Md/Att.	82/205	101/234
Third Down: Eff.	40.0	43.1
Fourth Down: Md/Att.	4/12	8/19
Fourth Down: Eff.	33.3	42.1

TOTAL NET YARDS

Avg. per Game	331.9	348.5
Total Offensive Plays	995	1102
Avg. per Play	5.3	5.1

NET YARDS RUSHING

Total Rushing Plays	538	549
Avg. per Rush	4.8	4.2
Avg. per Game	162.8	142.6

NET YARDS PASSING

Avg. per Game	270.6	329.5
Sacked/Yards Lost	169.1	205.9
Gross Yards Passing	3040	3565
Att./Completions	412/220	514/277
Completion Pct.	53.4	53.9
Had Intercepted	18	17

PUNTS/AVERAGE

NET PUNTING AVG.	37.1	34.8
------------------	------	------

PENALTIES/YARDS

FUMBLES/BALLS LOST	47/20	30/19
--------------------	-------	-------

TOUCHDOWNS

Rushing	36	31
Passing	19	9
Returns	1	3

Score by Periods

	1	2	3	4	OT	Total
Patriots	53	71	40	110	0	274
Opponents	47	110	67	59	6	289

SCORING

	TD	Ru	Pa	Rt	PAT	FG	S	TP
Collins	10	10	0	0	0	0	60	0
Ramsey	6	0	6	0	0	0	36	0
Steinfort	0	0	0	0	16/17	6/15	0	34
Tatupu	5	4	1	0	0	0	30	0
Smith	0	0	0	0	12/15	3/6	0	21
C. Weathers	3	0	3	0	0	0	18	0
Grogan	2	2	0	0	0	0	12	0
Morgan	2	0	2	0	0	0	12	0
Starring	2	0	2	0	0	0	12	0
van Egghen	2	2	0	0	0	0	12	0
Dawson	1	0	1	0	0	0	6	0
Jones	1	0	1	0	0	0	6	0
R. Weathers	1	0	0	0	0	0	6	0
Weishuhn	1	0	0	1	0	0	6	0
Zendejas	0	0	0	0	3/4	0/1	0	3
Patriots	36	19	16	1	31/36	9/22	0	274
Opponents	31	9	19	3	29/30	24/31	1	289

RUSHING	NO	YDS	AVG	LG	TD
Collins	219	1049	4.8	50t	10
Tatupu	106	578	5.5	55	4
R. Weathers	73	418	5.7	77	1
van Egghen	95	358	3.8	11	2
Grogan	23	108	4.7	17	2
Eason	19	39	2.1	12	0
C. Weathers	1	28	28.0	28	0
Kerrigan	1	14	14.0	14	0
Morgan	1	13	13.0	13	0
Patriots	538	2605	4.8	77	19
Opponents	549	2281	4.2	29	9

RECEIVING	NO	YDS	AVG	LG	TD
Morgan	58	863	14.9	50t	2
Collins	27	257	9.5	20	0
Ramsey	24	335	14.0	39	6
R. Weathers	23	212	9.2	19	0
Jones	20	323	16.2	30	1
C. Weathers	19	379	19.9	58t	3
Starring	17	389	22.9	76t	2
van Egghen	10	102	10.2	23	0
Tatupu	10	97	9.7	17	1
Dawson	9	84	9.3	14	1
Hasselbeck	1	7	7.0	7	0
B. Williams	1	0	0.0	0	0
Grogan	1	-8	-8.0	-8	0
Patriots	220	3040	13.8	76t	16
Opponents	277	3565	12.9	68t	19

INTERCEPTIONS	NO	YDS	AVG	LG	TD
Sanford	7	24	3.4	16	0
James	5	99	19.8	46	0
Marion	2	4	2.0	4	0
Blackmon	1	39	39.0	39	0
Nelson	1	6	6.0	6	0
McGrew	1	3	3.0	3	0
Weishuhn	0	27	-	27t	1
Patriots	17	202	11.9	46	1
Opponents	18	361	20.1	65t	1

PUNTING	NO	YDS	AVG	TB	IN20	LG	BLK
Camarillo	81	3615	44.6	11	25	70	0
Patriots	81	3615	44.6	11	25	70	0
Opponents	78	3273	42.0	8	21	62	0

PUNT RETURNS	NO	FC	YDS	AVG	LG	TD
R. Smith	38	12	398	10.5	55	0
C. Weathers	4	0	1	0.3	3	0
Sanford	1	2	0	0.0	0	0
Lee	1	0	0	0.0	0	0
Patriots	44	14	399	9.1	55	0
Opponents	48	6	392	8.2	22	0

KICK RETURNS	NO	YDS	AVG	LG	TD
R. Smith	42	916	21.8	53	0
R. Weathers	3	68	22.7	29	0
C. Weathers	3	58	19.3	33	0
Jones	4	63	15.8	23	0
Lee	4	40	10.0	19	0
Golden	1	10	10.0	10	0
Patriots	57	1155	20.3	53	0
Opponents	56	1082	19.3	60	0

FIELD GOALS	1-19	20-29	30-39	40-49	50+
Steinfort	0-0	3-4	3-5	0-6	0-0
Smith	0-0	1-1	1-4	1-1	0-0
Zendejas	0-0	0-0	0-0	0-1	0-0
Patriots	0-0	4-5	4-9	1-8	0-0
Opponents	2-2	12-13	6-8	1-2	3-6

Smith: (36wr,33wl,39G) (22G) (43G) (-) (37wr).
Steinfort: (41wl) (35G,20G,32G) (47wl,48wr, 22G) (-) (46b) (44wr,20G) (-) (39wl,33G) (37s,48wl,24wl).
Zendejas: (41wl) (-)

Opponents: (25G,52G,33G) (28G,23G) (-) (20G,34G,28G) (45G,35G,36G,24G) (52G) (-) (54wl,47wl) (23G) (24wl) (52G,29G,53wl) (22G,20G,20G) (18G, 34G,35G,19G) (35wl) (41wl) (29G,34wr).

Sacks: Tippett 8.5, Adams 8.0, Owens 4.0, Blackmon 3.5, Browning 2.0, James 2.0, McGrew 2.0, Rembert 2.0, Weishuhn 2.0, Williams, T. 2.0, Nelson 1.0, Williams, L. 1.0, Harris 0.5, Rogers 0.5. Patriots 39.0, Opponent 45.0.

Starters: Offense: WR Stanley Morgan (16); LT Brian Holloway (16); LG John Hannah (16); C Pete Brock (13); Dwight Wheeler (3); RG Ron Wooten (16); RT Bob Cryder (14); Darryl Haley (2); TE Lin Dawson (10); Derrick Ramsey (6); WR Cedric Jones (12); Stephen Starring (3); QB Steve Grogan (12); Tony Eason (4); RB Tony Collins (16); FB Mark van Egghen (10); Robert Weathers (5); Mosi Tatupu (1); 2nd TE Derrick Ramsey (1).

Defense: LE Toby Williams (10); Kenneth Sims (2); Marshall Harris (2); Ron Spears (1); Lester Williams (1); NT Dennis Owens (14); Luther Henson (2); RE Julius Adams (16); LOLB Andre Tippett (12); Larry McGrew (4); LILB Johnny Rembert (8); Steve Nelson (7); Tim Golden (1); RILB Clayton Weishuhn (16); ROLB Don Blackmon (14); L. McGrew (1); A. Tippett (1); LCB Ronnie Lippett (16); RCB Raymond Clayborn (16); SS Roland James (16); FS Rick Sanford (16).

1983 Coaching Staff: Tommy Brasher, Linebackers, Cleve Bryant, Offensive Backfield, LeBaron Caruthers, Strength/ Conditioning, Steve Endicott, Receivers, Lew Erber, QB's/Offensive Coordinator, Bill Muir, Offensive Line, Rod Rust, Defensive Coordinator, Dante Scarnecchia, Special Teams/TE's, Steve Sidwell, Linebackers, Steve Walters, Defensive Backs.

Pro Bowl (5): P Rich Camarillo (1), CB Raymond Clayborn (1), RB Tony Collins (1), G John Hannah (7), T Brian Holloway (1).

PASSING	ATT	CMP	YARDS	CMP%	YDS/ATT	TD	TD%	INT	INT%	LG	SK/YDS	RATING
Grogan	303	168	2411	55.4	7.95	15	4.9	12	3.9	76t	29/195	81.4
Eason	95	46	557	48.4	5.86	1	1.0	5	5.2	35	16/139	48.4
Kerrigan	14	6	72	42.9	5.14	0	0.0	1	7.1	19	0/0	29.5
Patriots	412	220	3040	53.4	7.37	16	4.3	18	4.3	76t	45/334	72.1
Opponents	514	277	3565	53.9	6.93	19	3.6	17	3.3	68t	39/270	74.4



1984 FINAL STATISTICS (9-7)

Head Coach: Ron Meyer (5-3), Raymond Berry (4-4) • Second in AFC East • Home Stadium: Sullivan Stadium

DATE	W/L	SCORE	OPPONENT	ATTENDANCE
9/02	W	21-17	at Buffalo	48,528
9/09	L	7-28	at Miami	66,083
9/16	W	38-23	Seattle	43,140
9/23	L	10-26	Washington	60,503
9/30	W	28-21	at N.Y. Jets	68,978
10/07	W	17-16	at Cleveland	53,036
10/14	W	20-20	Cincinnati	48,154
10/21	L	24-44	Miami	60,711
10/28	W	30-20	N.Y. Jets	60,513
11/04	L	19-26	at Denver	74,908
11/11	W	38-10	Buffalo	43,313
11/18	W	50-17	at Indianapolis	60,009
11/22	L	17-20	at Dallas	55,341
12/02	L	10-33	St. Louis	53,558
12/09	L	17-27	Philadelphia	41,581
12/16	W	16-10	Indianapolis	22,383

Team Statistics

	PATS	OPP
TOTAL FIRST DOWNS	315	311
By Rushing	104	109
By Passing	186	182
By Penalty	25	20
Third Down: Md/Att.	83/214	90/255
Third Down: Eff.	39.0	40.0
Fourth Down: Md/Att.	4/5	9/18
Fourth Down: Eff.	80.0	50.0
TOTAL NET YARDS	5263	5100
Avg. per Game	328.9	318.7
Total Offensive Plays	1048	1066
Avg. per Play	5.0	4.8
NET YARDS RUSHING	2032	1886
Total Rushing Plays	482	498
Avg. per Rush	4.2	3.8
Avg. per Game	127.0	117.8
NET YARDS PASSING	3231	3214
Avg. per Game	201.9	200.8
Sacked/Yards Lost	66/454	55/452
Gross Yards Passing	3685	3666
Att./Completions	500/292	513/283
Completion Pct.	58.4	55.2
Had Intercepted	14	17
PUNTS/AVERAGE	92/42.4	83/40.3
NET PUNTING AVG.	35.0	33.4
PENALTIES/YARDS	86/674	87/773
FUMBLES/BALLS LOST	29/15	33/8
TOUCHDOWNS	42	42
Rushing	15	11
Passing	26	25
Returns	1	6
Score by Periods	1 2 3 4 OT Total	0 362
Patriots	68 74 108 112	0 362
Opponents	78 115 84 75	0 352

SCORING	TD	Ru	Pa	Rt	PAT	FG	S	TP
Franklin	0	0	0	0	42/42	22/28	0	108
Ramsey	7	0	0	0	0	0	0	42
Collins	5	5	0	0	0	0	0	30
Eason	5	5	0	0	0	0	0	30
Morgan	5	0	5	0	0	0	0	30
Dawson	4	0	4	0	0	0	0	24
Starring	4	0	4	0	0	0	0	24
Tatupu	4	0	4	0	0	0	0	24
Jones	3	0	2	1	0	0	0	18
C. Weathers	2	0	2	0	0	0	0	12
C. James	1	1	0	0	0	0	0	6
Robinson	1	0	1	0	0	0	0	6
Fryar	1	0	1	0	0	0	0	6
R. James	0	0	0	0	0	1	2	0
Patriots	42	15	26	1	42/42	22/28	1	362
Opponents	42	11	25	6	37/42	21/31	0	352

RUSHING	NO	YDS	AVG	LG	TD
C. James	160	790	4.9	73	1
Tatupu	133	553	4.2	20t	4
Collins	138	550	4.0	21	5
Eason	40	154	3.9	25t	5
Grogan	7	12	1.7	13	0
Fryar	2	-11	-5.5	0	0
Starring	2	-16	-8.0	0	0
Patriots	482	2032	4.2	73	15
Opponents	498	1886	3.8	53	11

RECEIVING	NO	YDS	AVG	LG	TD
Ramsey	66	792	12.0	34	7
Starring	46	657	14.3	65t	4
Dawson	39	427	10.9	27	4
Morgan	38	709	18.7	76t	5
C. James	22	159	7.2	16	0
Jones	19	244	12.8	22	2
Tatupu	16	159	9.9	24	0
Collins	16	100	6.2	19	0
Fryar	11	164	14.9	26	1
C. Weathers	8	115	14.4	29	2
Hawthorne	7	127	18.1	26	0
Robinson	4	32	8.0	17	1
Patriots	292	3685	12.6	76t	26
Opponents	283	3666	13.0	68t	25

INTERCEPTIONS	NO	YDS	AVG	LG	TD
Clayborn	3	102	34.0	85	0
Lippett	3	23	7.7	13	0
Marion	2	39	19.5	26	0
R. James	2	14	7.0	14	0
Gibson	2	4	2.0	4	0
Sanford	2	2	1.0	2	0
Dombroski	1	23	23.0	23	0
Blackmon	1	3	3.0	3	0
Nelson	1	0	0.0	0	0
Patriots	17	210	12.4	85	0
Opponents	14	237	16.9	86t	3

PUNTING	NO	YDS	AVG	TB	IN20	LG	BLK
Camariello	48	2020	42.1	7	12	61	0
Prestridge	44	1884	42.8	5	8	89	0
Patriots	92	3904	42.4	12	20	89	0
Opponents	83	3345	40.3	7	17	64	0

PUNT RETURNS	NO	FC	YDS	AVG	LG	TD
Fryar	36	10	347	9.6	55	0
Starring	10	1	73	7.3	16	0
C. Weathers	1	0	7	7.0	7	0
Gibson	1	0	3	3.0	3	0
Sanford	0	2	0	0.0	0	0
R. James	0	2	0	0.0	0	0
Patriots	48	15	430	9.0	55	0
Opponents	45	12	442	9.8	47t	1

Sacks: Tippet 18.5, Owens 6.5, Williams, T. 6.0, Blackmon 5.0, Adams 4.0, Nelson 4.0, Sims 3.5, Henson 2.0, Rogers 2.0, Williams L. 1.5, Marion 1.0, McGrew 0.5, Rembert 0.5. Team 55.0 Opp. 66.0.

KICK RETURNS	NO	YDS	AVG	LG	TD
Collins	26	544	20.9	46	0
J. Williams	23	461	20.0	29	0
Fryar	5	95	19.0	22	0
Lee	3	43	14.3	17	0
Robinson	3	38	12.7	14	0
Smith	1	22	22.0	22	0
Jones	1	20	20.0	20	0
Hawthorne	1	14	14.0	14	0
Tatupu	1	9	9.0	9	0
Patriots	64	1246	19.5	46	0
Opponents	73	1373	18.8	69	0

FIELD GOALS	1-19	20-29	30-39	40-49	50+
Franklin	2-2	10-10	4-7	6-8	0-1
Patriots	2-2	10-10	4-7	6-8	0-1
Opponents	2-2	9-9	4-8	5-10	1-2

Franklin: (-) (-) (32G) (44s,22G) (33wl, 49wl) (45G) (20G,27G) (48G) (20G,27G, 47G) (30G,40G,36wl,47G,19G) (21G) (28G,40G) (29G,56s) (19G) (24G,38wl) (21G,34G,36G).

Opponents: (45wl,27G) (39wl,42wl) (42G) (19G,42G,22G,27G) (-) (24G, 48G,27G,36wl) (37s,35wl) (28G) (46G, 18G) (-) (34G,43wl) (35G,61s) (28G,23G) (36G,33G) (50G,46G,48wl) (25G,42b).

Starters: Offense: WR Stanley Morgan (12), Irving Fryar (2), Cedric Jones (2); LT Brian Holloway (16); LG John Hannah (15), Guy Morriss (1); C Pete Brock (12), G. Morriss; RG Ron Wooten (16); RT Darryl Haley (16); TE Lin Dawson (15), Derrick Ramsey (1); WR Stephen Starring (16); QB Tony Eason (13), Steve Grogan (3); RB Craig James (7), Tony Collins (5); Mosi Tatupu (4); H-Back D. Ramsey (12), Greg Hawthorne (1), Bo Robinson (1); 3rd WR I. Fryar (1), C. Jones (1).

Defense: LE Kenneth Sims (16); NT Dennis Owens (16); RE Toby Williams (15), Julius Adams (1); LOLB Andre Tippett (16), LILB Steve Nelson (16); RILB Lawrence McGrew (15), Clayton Weishuhn (1); ROLB Don Blackmon (16); LCB Ernest Gibson (8), Ronnie Lippett (8); RCB Raymond Clayborn (16); SS Roland James (15), Fred Marion (1); FS F. Marion (9), Rick Sanford (7).

1984 Coaching Staff: Tommy Brasher, Linebackers, Clev Bryant, Offensive Backfield, LeBaron Caruthers, Strength/ Conditioning, Steve Endicott, Receivers, Lew Erber, QB's/Offensive Coordinator, Bill Muir, Offensive Line, Rod Rust, Defensive Coordinator, Dante Scarnecchia, Special Teams/TE's, Steve Sidwell, Linebackers, Steve Walters, Defensive Backs.

Pro Bowl (4): G John Hannah (8), T Brian Holloway (2), LB Steve Nelson (2), LB Andre Tippett (1).

PASSING	ATT	CMP	YARDS	CMP%	YDS/ATT	TD	TD%	INT	INT%	LG	SK/YDS	RATING
Eason	431	259	3228	60.1	7.49	23	5.3	8	1.8	76t	59/409	93.4
Grogan	68	32	444	47.1	6.53	3	4.4	6	8.8	65t	7/45	46.4
Kerrigan	1	1	13	100.0	13.0	0	0.0	0	0.0	13	0/0	118.8
Patriots	500	292	3685	58.4	7.37	26	5.2	14	2.8	76t	66/454	87.1
Opponents	513	283	3666	55.2	7.14	25	4.9	17	3.3	68t	55/452	80.3



1985 FINAL STATISTICS (11-5)

Head Coach: Raymond Berry • Tied for Second in AFC East (Wild Card Playoff Qualifier) • Home Stadium: Sullivan Stadium

DATE	W/L	SCORE	OPPONENT	ATTENDANCE
9/08	W	26-20	Green Bay	49,488
9/15	L	7-20	at Chicago	60,533
9/22	W	17-14	at Buffalo	40,334
9/29	L	20-35	L.A. Raiders	60,686
10/06	L	20-24	at Cleveland	62,139
10/13	W	14-3	Buffalo	40,462
10/20	W	20-13	N.Y. Jets	58,163
10/27	W	32-14	at Tampa Bay	34,661
11/03	W	17-13	Miami	58,811
11/10	W	34-15	Indianapolis	54,176
11/17	W	20-13	at Seattle	60,345
11/24	L	13-16	at N.Y. Jets OT	74,100
12/01	W	38-31	at Indianapolis	56,740
12/08	W	23-6	Detroit	59,078
12/16	L	27-30	at Miami	69,489
12/22	W	34-23	Cincinnati	57,953
AFC PLAYOFFS				
12/28	W	26-14	at N.Y. Jets	70,598
1/05	W	27-20	at L.A. Raiders	88,936
1/12	W	31-14	at Miami	74,978
SUPER BOWL XX (at New Orleans, La.)				
1/26	L	10-46	vs. Chicago	73,818

Team Statistics

	PATS	OPP
TOTAL FIRST DOWNS	294	284
By Rushing	126	92
By Passing	153	168
By Penalty	15	24
Third Down: Md/Att.	83/223	74/227
Third Down: Eff.	37.0	33.0
Fourth Down: Md/Att.	4/10	5/15
Fourth Down: Eff.	40.0	33.0

TOTAL NET YARDS	5499	4714
Avg. per Game	343.7	294.6
Total Offensive Plays	1061	1042
Avg. per Play	5.2	4.5

NET YARDS RUSHING	2331	1655
Total Rushing Plays	565	466
Avg. per Rush	4.1	3.6
Avg. per Game	145.7	103.4

NET YARDS PASSING	3168	3059
Avg. per Game	198.0	191.2
Sacked/Yards Lost	39/315	51/334
Gross Yards Passing	3483	3393
Att./Completions	457/255	525/262
Completion Pct.	55.8	49.9
Had Intercepted	22	23

POINTS/AVERAGE	92/42.9	97/40.5
-----------------------	----------------	----------------

NET PUNTING AVG.	33.7	32.5
-------------------------	-------------	-------------

PENALTIES/YARDS	114/842	83/699
------------------------	----------------	---------------

FUMBLES/BALLS LOST	37/20	35/24
---------------------------	--------------	--------------

TOUCHDOWNS	41	32
Rushing	15	15
Passing	20	14
Returns	6	3

Score by Periods	1	2	3	4	OT	Total
Patriots	54	115	44	149	0	362
Opponents	75	64	56	92	3	290

SCORING	TD	Ru	Pa	Rt	PAT	FG	S	P
Franklin	0	0	0	0	40/41	24/30	0	112
Fryar	10	1	0	7	2	0	0	60
C. James	7	5	2	0	0	0	0	42
Collins	5	3	2	0	0	0	0	30
Morgan	5	0	0	5	0	0	0	30
Jones	3	0	2	1	0	0	0	18
Grogan	2	2	0	0	0	0	0	12
Tatupu	2	2	0	0	0	0	0	12
Eason	1	1	0	0	0	0	0	6
Weathers	1	1	0	0	0	0	0	6
Hawthorne	1	0	1	0	0	0	0	6
D. Ramsey	1	0	1	0	0	0	0	6
Tippett	1	0	0	1	0	0	0	6
Rembert	1	0	0	1	0	0	0	6
Clayborn	1	0	0	1	0	0	0	6
Blackmon	0	0	0	0	0	0	0	2
Patriots	41	15	20	6	40/41	24/30	2	362
Opponents	32	15	14	3	30/32	22/25	1	290

RUSHING	NO	YDS	AVG	LG	TD
C. James	263	1227	4.7	65t	5
Collins	163	657	4.0	28	3
Weathers	41	174	4.2	42t	1
Tatupu	47	152	3.2	11	2
Eason	22	70	3.2	23	1
Grogan	20	29	1.5	12	2
Fryar	7	27	3.9	13	1
Morgan	1	0	0.0	0	0
Franklin	1	-5	-5.0	-5	0
Patriots	565	2331	4.1	65t	15
Opponents	466	1655	3.6	24	15

RECEIVING	NO	YDS	AVG	LG	TD
Collins	52	549	10.6	49	2
Morgan	39	760	19.5	50t	5
Fryar	39	670	17.2	56	7
D. Ramsey	28	285	10.2	26	1
C. James	27	360	13.3	90t	2
Jones	21	237	11.3	29t	2
Starring	16	235	14.7	40	0
Dawson	17	148	8.7	26	0
D. Williams	9	163	18.1	30	0
Hawthorne	3	42	14.0	28t	1
Weathers	2	18	9.0	13	0
Tatupu	2	16	8.0	15	0
Patriots	255	3483	13.7	90t	20
Opponents	262	3393	13.0	88t	14

INTERCEPTIONS	NO	YDS	AVG	LG	TD
Marion	7	189	27.0	83	0
Clayborn	6	80	13.3	38	1
R. James	4	51	12.8	39	0
Lippett	3	93	31.0	58	0
Blackmon	1	14	14.0	14	0
McGrew	1	0	0.0	0	0
McSwain	1	0	0.0	0	0
Patriots	23	427	18.6	83	1
Opponents	22	243	11.0	38t	2

PUNTING	NO	YDS	AVG	TB	IN20	LG	BLK
Camarillo	92	3953	43.0	13	17	75	0
Patriots	92	3953	43.0	13	17	75	0
Opponents	97	3925	40.5	11	26	64	0

PUNT RETURNS	NO	FC	YDS	AVG	LG	TD
Fryar	37	15	520	14.1	85t	2
R. James	2	0	13	6.5	13	0
Starring	2	0	0	0.0	0	0
Marion	0	1	0	0.0	0	0
Bowman	1	0	-3	-3.0	-3	0
Patriots	42	16	530	12.6	85t	2
Opponents	56	7	597	10.7	46	0

KICK RETURNS	NO	YDS	AVG	LG	TD
Starring	48	1012	21.1	53	0
Fryar	3	39	13.0	24	0
Jones	3	37	12.3	20	0
Weathers	1	18	18.0	18	0
Hawthorne	1	13	13.0	13	0
C. James	1	0	0.0	0	0
Patriots	57	1119	19.6	53	0
Opponents	77	1434	18.6	58	0

PASSING	ATT	CMP	YARDS	CMP%	YDS/A
Eason	299	168	2156	56.2	7.2
Grogan	156	85	1311	54.5	8.4
C. James	2	2	16	100.0	8.0
Patriots	457	255	3483	55.8	7.6
Opponents	525	262	3393	49.9	6.5

Sacks: Tippett 16.5, Veris 10.0, Blackmon 8.0, Sims 5.5, Adams 5.0, Nelson 2.0, T. Williams 2.0, McGrew 1.0, L. Williams 1.0. Team, 51.0, Opponent, 39.0.

Field Goals	1-19	20-29	30-39	40-49	50+
Franklin	1/1	7/9	9/9	5/9	2/2
Patriots	1/1	7/9	9/9	5/9	2/2
Opponents	0/0	8/8	6/8	6/7	2/2

Franklin: (34G) (-) (32G) (47G,20G) (29G, 33G,47wl) (20wr) (19G,44G) (35G,50G, 49G,28wr) (38G) (41G,30G) (-) (41wl, 23G,28G) (35G) (38G,47wl,50G,22G) (22G,49G) (25G,42wr,30G)

Opponents: (40b) (21G,28G) (-) (-) (36wl,44G) (47G) (53G,52G) (-) (26G, 32G) (-) (37wr, 32G,31G) (21G,21G, 32G) (25G) (26G,37G) (44G,49G,47G) (42G, 22G,30G).

Starters: Offense: WR Stanley Morgan (13), Cedric Jones (3), LT Brian Holloway (16), LG John Hannah (14), Guy Morris (2), C Pete Brock (8), G. Morris (8), RG Ron Wooten (14), Paul Fairchild (2), RT Steve Moore (16), TE Lin Dawson (13), Derrick Ramsey (3), WR Irving Fryar (14), Stephen Starring (1), Derwin Williams (1), QB Tony Eason (10), Steve Grogan (6), RB Tony Collins (16), FB Craig James (14), Mosi Tatupu (2).

Defense: LE Ken Sims (13), Garin Veris (3), NT Dennis Owens (13), Lester Williams (3), RE Julius Adams (12), Toby Williams (3), G. Veris (1), LOLB Andre Tippett (16), LILB Steve Nelson (15), Johnny Rembert (1), RILB Lawrence McGrew (12), J. Rembert (4), ROLB Don Blackmon (14), L. McGrew (2), LCB Ronnie Lippett (16), RCB Raymond Clayborn (16), SS Roland James, FS Fred Marion (16).

1985 Coaching Staff: Dean Brittenham, Strength/Conditioning, Jim Carr, Defensive Backfield, Bobby Grier, Offensive Backfield, Ray Hamilton, Asst. Defensive Line, Rod Humenuik, Asst. Head Coach/Offensive Line, Harold Johnson, Receivers, Eddie Khayat, Defensive Line, John Polonchek, QBs/Special Asst. to Head Coach, Rod Rust, Defensive Coordinator, Dante Scarneccia, Special Teams/TEs, Don Shinnick, Linebackers, Les Steckel, Quarterbacks/Receivers.

Pro Bowl (8): CB Raymond Clayborn (2), KR Irving Fryar (1), G John Hannah (9), T Brian Holloway (3), RB Craig James (1), FS Fred Marion (1), LB Steve Nelson (3), LB Andre Tippett (2).



1986 FINAL STATISTICS (11-5)

Head Coach: Raymond Berry • AFC East Division Champions • Home Stadium: Sullivan Stadium

DATE	W/L	SCORE	OPPONENT	ATTENDANCE
9/07	W	33-3	Indianapolis	55,208
9/11	W	20-6	at N.Y. Jets	72,422
9/21	L	31-38	Seattle	58,977
9/28	L	20-27	Denver	75,804
10/05	W	34-7	Miami	60,689
10/12	L	24-31	N.Y. Jets	60,342
10/19	W	34-0	at Pittsburgh	54,743
10/26	W	23-3	at Buffalo	77,808
11/02	W	25-17	Atlanta	60,597
11/09	W	30-21	at Indianapolis	56,890
11/16	W	30-28	at L.A. Rams	64,339
11/23	W	22-19	Buffalo	60,455
11/30	W	21-20	at New Orleans	58,259
12/07	L	7-31	Cincinnati	60,633
12/14	L	24-29	San Francisco	60,787
12/22	W	34-27	at Miami	74,516

AFC PLAYOFFS				
1/04	L	17-22	at Denver	76,105

Team Statistics

	PATS	OPP
TOTAL FIRST DOWNS	314	286
By Rushing	77	118
By Passing	202	153
By Penalty	35	15
Third Down: Md/Att.	77/227	79/219
Third Down: Eff.	33.9	36.1
Fourth Down: Md/Att.	8/11	7/12
Fourth Down: Eff.	72.7	58.3
TOTAL NET YARDS	5327	5181
Avg. per Game	332.9	323.8
Total Offensive Plays	1073	1031
Avg. per Play	5.0	5.0
NET YARDS RUSHING	1373	2203
Total Rushing Plays	469	510
Avg. per Rush	2.9	4.3
Avg. per Game	85.8	137.7
NET YARDS PASSING	3954	2978
Avg. per Game	247.1	186.1
Sacked/Yards Lost	47/367	48/346
Gross Yards Passing	4321	3324
Att./Completions	557/340	473/255
Completion Pct.	61.0	53.9
Had Intercepted	13	21
PUNTS/AVERAGE	92/40.7	90/39.8
NET PUNTING AVG.	33.1	33.4
PENALTIES/YARDS	87/672	106/866
FOULS/BALLS LOST	27/11	38/19
TOUCHDOWNS	45	35
Rushing	10	19
Passing	29	15
Returns	6	1

Score by Periods	1	2	3	4	OT	TOTAL
Patriots	82	102	99	129	0	412
Opponents	34	83	64	126	0	307

SCORING	TD	Ru	Pa	Rt	PAT	FG	S	TP
Franklin	0	0	0	0	44/45	32/41	0	140
Morgan	10	0	10	0	0	0	60	
Collins	8	3	5	0	0	0	48	
Fryar	7	0	6	1	0	0	42	
C. James	4	4	0	0	0	0	24	
Scott	3	0	3	0	0	0	18	
Baty	2	0	2	0	0	0	12	
Starring	2	0	2	0	0	0	12	
Tatupu	2	1	0	1	0	0	12	
Grogan	1	1	0	0	0	0	6	
Jones	1	0	0	1	0	0	6	
Marion	1	0	0	1	0	0	6	
McSwain	1	0	0	1	0	0	6	
Rembert	1	0	0	1	0	0	6	
B. Williams	1	0	0	1	0	0	6	
Weathers	1	1	0	0	0	0	6	
Patriots	45	10	29	6	44/45	32/41	1	412
Opponents	35	19	15	1	34/35	21/28	0	307

RUSHING	NO	YDS	AVG	LG	TD
C. James	154	427	2.8	16	4
Collins	156	412	2.6	17	3
Tatupu	71	172	2.4	13	1
Eason	35	170	4.9	26	0
Fryar	4	80	20.0	31	0
Weathers	21	58	2.8	16t	1
Dupard	15	39	2.6	11	0
Grogan	9	23	2.6	10	1
Hawthorne	1	5	5.0	5	0
Starring	1	0	0.0	0	0
Ramsey	1	-6	-6.0	-6	0
Jones	1	-7	-7.0	-7	0
Patriots	469	1373	2.9	31	10
Opponents	510	2203	4.3	58t	19

RECEIVING	NO	YDS	AVG	LG	TD
Morgan	84	1491	17.8	44t	10
Collins	77	684	8.9	49	5
Fryar	43	737	17.1	69t	6
Baty	37	331	8.9	22	2
Hawthorne	24	192	8.0	17	0
C. James	18	129	7.2	17	0
Starring	16	295	18.4	47	2
Tatupu	15	145	9.7	25	0
Jones	14	222	15.9	28	1
Scott	8	41	5.1	8t	3
D. Williams	2	35	17.5	26	0
Weathers	1	14	14.0	14	0
Holloway	1	5	5.0	5	0
Patriots	340	4321	12.7	69t	29
Opponents	255	3324	13.0	67t	15

INTERCEPTIONS	NO	YDS	AVG	LG	TD
Lippett	8	76	9.5	43	0
Clayborn	3	4	1.3	4	0
Marion	2	56	28.0	37t	1
McGrew	2	44	22.0	27	0
R. James	2	39	19.5	21	0
Nelson	2	21	10.5	17	0
Rembert	1	37	37.0	37	0
McSwain	1	3	3.0	3	0
Tippett	0	32	-	32	0
Patriots	21	312	14.9	69t	1
Opponents	13	151	11.6	26	0

PUNTING	NO	YDS	AVG	TB	IN20	LG	BLK
Camarillo	89	3746	42.1	7	16	64	3
Patriots	90	3746	42.1	7	16	64	3
Opponents	90	3585	39.8	9	21	73	3

PUNT RETURNS	NO	FC	YDS	AVG	LG	TD
Fryar	35	10	366	10.5	59t	1
Starring	6	0	18	3.0	12	0
Marion	1	1	12	12.0	12	0
R. James	0	1	0	0.0	0	0
Patriots	42	12	396	9.4	59t	1
Opponents	60	4	565	9.4	39	0

Sacks: Veris 11.0, Tippett 9.5, Blackmon 7.5, B. Williams 7.0, Rembert 4.0, Hodge 1.0, R. James 1.0, McGrew 1.0, Nelson 1.0, Owens 1.0, Reynolds 1.0, Ruth 1.0, Thomas 1.0, Sims 0.5, T. Williams 0.5. Patriots 48.0, Opponents 47.0.

KICK RETURNS	NO	YDS	AVG	LG	TD
--------------	----	-----	-----	----	----

Starring	36	802	22.3	52	0
Fryar	10	192	19.2	33	0
Jones	4	63	15.8	20	0
Dupard	3	50	16.7	21	0
Rembert	3	27	9.0	14	0
Hawthorne	2	13	6.5	13	0
Patriots	58	1147	19.8	52	0
Opponents	81	1480	18.3	39	0

FIELD GOALS	1-19	20-29	30-39	40-49	50+
Franklin	1/1	7/7	15/17	9/16	0/0
Patriots	1/1	7/7	15/17	9/16	0/0
Opponents	0/0	7/7	8/9	6/8	0/4

Franklin: (25G, 38G, 39G, 49G) (49n, 45G, 42G) (26G, 36n) (42n, 34G, 37G) (21G, 31G) (45n, 26G) (47n, 31G, 36G) (31G 47n, 27G, 26G) (31G, 32G, 32G, 33G) (38G, 31G, 24G) (42G, 45G, 19G) (37G, 47G) (49n) (44n) (41G) (47G, 44G, 39n).

Opponents: (25G, 57n) (33G, 47G) (33G) (44G, 34G) (55n) (47G) (53n, 26G) (41G, 36n, 53n) (42n) (28G, 33G, 34G, 48G) (28G, 38G) (24G, 44n) (20G, 31G, 36G) (42G, 21G)

Starters: Offense: WR Stanley Morgan (16); LT Brian Holloway (15), Steve Moore (1); LG Paul Fairchild (15), Trevor Matich (1); C Pete Brock (16); RG Ron Wooten (16); RT Steve Moore (10), Darrell Haley (6); TE Greg Hawthorne (10), Greg Baty (6); WR Irving Fryar (13), Stephen Starring (3); QB Tony Eason (15), Steve Grogan (1); RB Tony Collins (15), Craig James (1); FB C. James (1), Mosi Tatupu (5); 2nd TE G. Baty (1).

Defense: LE Brent Williams (16); NT Toby Williams (15), Dennis Owens (1); RE Garin Veris (15), Ben Thomas (1); LOLB Andre Tippett (11), Lawrence McGrew (4), D. Owens (1); LILB Steve Nelson (12), Johnny Rembert (4); RILB L. McGrew (9), J. Rembert (5), Ed Reynolds (2); ROLB Don Blackmon (15), L. McGrew (1); LCB Ronnie Lippett (15), Ernest Gibson (1); RCB Raymond Clayborn (16); Roland James (15), Jim Bowman (1); FS Fred Marion (16).

1986 Coaching Staff: Dean Brittenham, Strength/Conditioning, Jim Carr, Defensive Backfield, Bobby Grier, Offensive Backfield, Ray Hamilton, Asst. Defensive Line, Rod Humenuik, Asst. Head Coach/Offensive Line, Harold Jackson, Receivers, Eddie Khayat, Defensive Line, John Polonchek, QBs/Special Asst. to Head Coach, Rod Rust, Defensive Coordinator, Dante Scarnecchia, Special Teams/TE's, Don Shinnick, Linebackers, Les Steckel, Quarterbacks/Receivers.

Pro Bowl (5): CB Raymond Clayborn (3), K Tony Franklin (1), WR Stanley Morgan (3), Spt Mosi Tatupu (1), LB Andre Tippett (3).

PASSING	ATT	CMP	YARDS	CMP%	YDS/ATT	TD	TD%	INT	INT%	LG	SK/YDS	RATING
Eason	448	276	3328	61.6	7.43	19	4.2	10	2.2	49	43/336	89.2
Grogan	102	62	976	60.8	9.57	9	8.8	2	2.0	69t	4/31	113.8
C. James	4	1	10	25.0	2.50	1	25.0	1	25.0	10t	0/0	39.6
Ramsey	3	1	7	33.3	2.33	0	0.0	0	0.0	7	0/0	42.4
Patriots	557	340	4321	61.0	7.76	29	5.2	13	2.3	69t	47/367	92.9
Opponents	473	255	3324	53.9	7.02	15	3.2	21	4.4	67t	48/346	68.4



1987 FINAL STATISTICS (8-7)

Head Coach: Raymond Berry • Tied for Second in AFC East • Home Stadium: Sullivan Stadium

DATE	W/L	SCORE	OPPONENT	ATTENDANCE
9/13	W	28-21	Miami	54,642
9/21	L	24-43	at N.Y. Jets	70,847
9/27	Cancelled	Strike	at Washington	
10/04	L	10-20	Cleveland	14,830
10/11	W	14-7	Buffalo	11,878
10/18	W	21-7	at Houston	26,294
10/25	L	16-30	at Indianapolis	48,850
11/01	W	26-23	L.A. Raiders	60,664
11/08	L	10-17	at N.Y. Giants	73,817
11/15	L	17-23	Dallas OT	60,567
11/22	W	24-0	Indianapolis	56,906
11/29	L	31-34	Philadelphia OT	54,198
12/06	L	20-31	at Denver	75,794
12/13	W	42-20	N.Y. Jets	60,617
12/20	W	13-7	at Buffalo	74,945
12/28	W	24-10	at Miami	61,192

Team Statistics

	PATS	OPP
TOTAL FIRST DOWNS	266	293
By Rushing	84	112
By Passing	158	159
By Penalty	24	22
Third Down: Md/Att.	81/219	84/228
Third Down: Eff.	36.9	36.8
Fourth Down: Md/Att.	9/14	11/23
Fourth Down: Eff.	64.2	47.8
TOTAL NET YARDS	4454	4877
Avg. per Game	296.9	325.1
Total Offensive Plays	996	1053
Avg. per Play	4.5	4.6
NET YARDS RUSHING	1771	1778
Total Rushing Plays	513	490
Avg. per Rush	3.5	3.6
Avg. per Game	118.1	118.5
NET YARDS PASSING	2683	3099
Avg. per Game	178.9	206.6
Sacked/Yards Lost	33/246	43/339
Gross Yards Passing	2929	3438
Att./Completions	440/236	520/273
Completion Pct.	53.6	52.5
Had Intercepted	18	21
PUNTS/AVERAGE	89/37.6	77/38.1
NET PUNTING AVG.	30.5	33.8
PENALTIES/YARDS	64/506	110/846
FUMBLES/BALLS LOST	36/13	42/21
TOUCHDOWNS	39	34
Rushing	12	13
Passing	22	17
Returns	5	4
Score by Periods	1 2 3 4 OT Total	1 2 3 4 OT Total
Patriots	76 111 72 61 0	320
Opponents	39 68 71 106 9	253
SCORING	TD Ru Pa Rt PAT FG S	TD Ru Pa Rt PAT FG S
Franklin	0 0 0 0 37/38 15/26 0	82
Collins	6 3 3 0 0 0	36
Fryar	5 0 5 0 0 0	30
Dupard	3 3 0 0 0 0	18
Jones	3 0 3 0 0 0	18
Morgan	3 0 3 0 0 0	18
Starring	3 0 3 0 0 0	18
Baty	2 0 2 0 0 0	12
Grogan	2 0 2 0 0 0	12
Linne	2 0 2 0 0 0	12
Lippett	2 0 0 2 0 0	12
Scott	2 0 1 0 0 0	12
Bleier	1 1 0 0 0 0	6
Clayborn	1 0 0 1 0 0	6
LeBlanc	1 1 0 0 0 0	6
Ramsey	1 1 0 0 0 0	6
Tippett	1 0 0 1 0 0	6
Woods	1 1 0 0 0 0	6
Schubert	0 0 0 0 0 1/1 1/2	0 4
Patriots	39 12 22 5 38/39 16/28 0	320
Opponents	34 13 17 4 33/33 18/27 1	293

RUSHING	NO	YDS	AVG	LG	TD
Collins	147	474	3.2	19	3
Dupard	94	318	3.4	49	3
Tatupu	79	248	3.1	19	0
Perryman	41	187	4.6	48	0
LeBlanc	49	170	3.5	42	1
Ramsey	13	75	5.8	19	1
Fryar	9	52	5.8	16	0
Hansen	16	44	2.8	7	0
Davis	9	43	4.8	27	0
Flutie	6	43	7.2	13	0
Grogan	20	37	1.9	8	2
Eason	3	25	8.3	13	0
C. McSwain	2	23	11.5	9	0
Woods	4	20	5.0	13	1
Starring	2	13	6.5	10	0
C. James	4	10	2.5	5	0
Camarrillo	1	0	0.0	0	0
Bleier	5	-5	-1.0	11	1
Whitten	2	-6	-3.0	-2	0
Patriots	513	1771	3.5	49	12
Opponents	490	1778	3.6	60	13

RECEIVING	NO	YDS	AVG	LG	TD
Collins	44	347	7.9	29	3
Morgan	40	672	16.8	45	3
Fryar	31	467	15.1	40	5
Jones	25	388	15.5	29	3
Starring	17	289	17.0	34	3
Baty	15	138	9.2	22	2
Linne	15	136	9.1	23	0
Dawson	12	81	6.8	14	0
Linne	11	158	14.4	30	2
Scott	5	35	7.0	15	1
Coffey	3	66	22.0	35	0
Gadbois	3	51	17.0	20	0
D. Williams	3	30	10.0	12	0
Perryman	3	13	4.3	7	0
Dupard	3	1	0.3	2	0
Frain	2	22	11.0	11	0
LeBlanc	2	3	1.5	3	0
Hansen	1	22	22.0	22	0
Pickering	1	10	10.0	10	0
Patriots	236	2929	12.4	45	22
Opponents	273	3438	12.6	61	17

INTERCEPTIONS	NO	YDS	AVG	LG	TD
Marion	4	53	13.3	25	0
Lippett	3	103	34.3	45	2
Clayborn	2	24	12.0	24	0
E. Gibson	2	17	8.5	17	0
Bowman	2	3	1.5	3	0
E. Williams	1	51	51.0	51	0
R. James	1	27	27.0	27	0
R. McSwain	1	17	17.0	17	0
Shogog	1	7	7.0	7	0
Holmes	1	4	4.0	4	0
Rembert	1	1	1.0	1	0
P. Williams	1	0	0.0	0	0
Peterson	1	0	0.0	0	0
Patriots	21	307	14.6	51	2
Opponents	18	160	8.9	38	2

PUNTING	NO	YDS	AVG	TB	IN20	LG	BLK
Camarrillo	62	2489	40.1	8	14	73	1
Herline	25	861	34.3	4	1	50	1
Patriots	89	3350	37.6	12	15	73	2
Opponents	77	2937	38.1	6	25	62	2

PUNT RETURNS	NO	FC	YDS	AVG	LG	TD
Linne	18	12	174	9.7	36	0
Linne	5	2	22	4.4	16	0
Marion	1	2	0	0.0	0	0
Starring	1	1	17	17.0	17	0
Patriots	25	17	213	8.5	36	0
Opponents	41	11	397	9.7	34	0

KICK RETURNS	NO	YDS	AVG	LG	TD
Starring	23	445	19.3	43	0
Fryar	6	119	19.8	31	0
Davis	5	134	26.8	43	0
Dupard	4	61	15.3	21	0
Perryman	3	43	14.3	16	0
LeBlanc	2	31	15.5	24	0
C. McSwain	2	32	16.0	24	0
Alexander	1	4	4.0	4	0
Collins	1	18	18.0	18	0
Hansen	1	14	14.0	14	0
Patriots	48	901	18.8	43	0
Opponents	63	1130	17.9	60	0

Sacks: Tippett 12.5, Veris 7.0, B. Williams 5.0, T. Williams 4.5, Rembert 2.0, Reynolds 2.0, Sims 1.5, Blackmon 1.0, Hodge 1.0, Lippett 1.0, Mangiero 1.0, McCabe 1.0, McGrew 1.0, Wichard 1.0, Wilburn 1.0, Bowman, 0.5. Team, 43.0, Opponents, 33.0.

FIELD GOALS	1-19	20-29	30-39	40-49	50+
Franklin	0/0	5/5	6/11	3/7	1/3
Schubert	0/0	1/1	0/0	0/1	0/0
Patriots	0/0	6/6	6/9	3/8	1/3
Opponents	2/2	7/7	6/9	3/8	0/1

Franklin: (39n,47n) (48n,32G) (-) (-) (52n) (38G,31G,49G) (50G,27G,25G, 29G) (50n,46G) (35n,41G) (37n,34G,37n) (43n,21G,31n,46n) (38G,27G) (-) (-) (31G). **Schubert:** (-) (-) (23G,40n).

Opponents: (-) (22G,34G) (28G,21G, 37n) (-) (48n,34n) (48G,38G,24G) (31G, 31G,39G,41n) (19G,41n) (20G) (46n) (19G,44n,39n,38G) (52n,24G) (24G,42G) (-) (47G).

Starters: Offense: WR Stanley Morgan (9), Cedric Jones (3), Wayne Coffey (3); LT Danny Villa (7), Steve Moore (4), George Colton (3), Art Plunkett (1); LG Sean Farrell (15), Paul Fairchild (1); C Guy Morriss (7), Trevor Matich (4), Pete Brock (3), P. Fairchild (1); RG Ron Wooten (13), Eric Stokes (1), Darren Twombly (1); RT Bruce Armstrong (12), Greg Robinson (3); TE Lin Dawson (11), Todd Frain (2), Willie Scott (1); WR Irving Fryar (11), Larry Linne (3), C. Jones (1); QB Steve Grogan (6), Tony Eason (3), Tom Ramsey (3), Bob Bleier (2), Doug Flutie (1); RB Tony Collins (1) Reggie Dupard (2), Matt LeBlanc (2); FB Mossi Tatupu (9), Bruce Hansen (2), R. Dupard (1), Chuck McSwain (1), Bob Perryman (1), 3rd WR I. Fryar (1), Stephen Starring (1).

Defense: LE Kenneth Sims (8), Brent Williams (4), Benton Reed (3); NT Toby Williams (12), John Guzik (2), Tom Porell (1); RE Garin Veris (12), Steve Wilburn (3); LILB Andre Tippett (13), Mel Black (2); LILB Steve Nelson (11), Jerry McCabe (3), Johnny Rembert (1); RILB Lawrence McGrew (12), Greg Moore (3), Ed Reynolds (1); ROLB Ed Williams (7), Don Blackmon (4), Rogers Alexander (2), L. McGrew (1), Randy Sealy (1); LCB Ronnie Lippett (12), Joe Peterson (3); RCB Raymond Clayborn (9), Ernest Gibson (5), Fred Marion (1); SS Jim Bowman (8), Roland James (4), Ron Shogog (3); FS F. Marion (11), Darryl Holmes (3), R. Clayborn (1).

1987 Coaching Staff: Dean Brittenham, Strength/Conditioning, Jim Carr, Defensive Backfield, Bobby Grier, Offensive Backfield, Ray Hamilton, Asst. Defensive Line, Rod Humenuik, Asst. Head Coach/Offensive Line, Harold Jackson, Receivers, Eddie Khayat, Defensive Line, John Polonchek, QBs/Special Asst. to Head Coach, Ron Rutz, Defensive Coordinator, Dante Scarneccchia, Special Teams/TE's, Don Shinnick, Linebackers, Les Steckel, Quarterbacks/Receivers.

Pro Bowl (2): WR Stanley Morgan (4), LB Andre Tippett (4).

PASSING	ATT	CMP	YARDS	CMP%	YDS/ATT	TD	TD%	INT	INT%	LG	SK/YDS	RATING
Grogan	161	93	1183	57.8	7.34	10	6.2	9	5.6	40	7/55	78.2
Ramsey	134	71	898	53.0	6.70	7	5.2	6	4.5	40	14/70	74.4
Eason	79	42	453	53.2	5.73	3	3.8	2	2.5	45	8/70	72.4
Bleier	39	14	181	35.9	4.64	1	2.6	1	2.6	35	3/28	49.2
Flutie	25	15	199	60.0	7.96	1	4.0	0	0.0	30	0/0	98.6
Jones	1	0	0	0.0	0.0	0	0.0	0	0.0	0	0/0	39.6
Tatupu	1	1	15	100.0	15.0	1	100.0	0	0.0	15t	0/0	158.3
Patriots	440	236	2929	53.6	6.65	22	5.0	18	4.1	45	33/246	74.1
Opponents	520	273	3438	52.5	6.61	17	3.3	21	4.0	61t	43/339	67.5



1988 FINAL STATISTICS (9-7)

Head Coach: Raymond Berry • Tied for Second in AFC East • Home Stadium: Sullivan Stadium

DATE	W/L	SCORE	OPPONENT	ATTENDANCE
9/04	W	28-3	N.Y. Jets	44,027
9/11	L	6-36	at Minnesota	55,545
9/18	L	14-16	Buffalo	55,945
9/25	L	6-31	at Houston	38,646
10/02	W	21-17	Indianapolis	58,050
10/09	L	3-45	at Green Bay	51,932
10/16	W	27-21	Cincinnati	59,969
10/23	L	20-23	at Buffalo	76,824
10/30	W	30-7	Chicago	60,821
11/06	W	21-10	Miami	60,840
11/13	W	14-13	at N.Y. Jets	48,358
11/20	W	6-3	at Miami	53,526
11/27	L	21-24	at Indianapolis	58,157
12/04	W	13-7	Seattle	59,068
12/11	W	10-7	Tampa Bay OT	39,889
12/17	L	10-21	at Denver	70,910

*At Milwaukee

RUSHING	NO	YDS	AVG	LG	TD	KICK RETURNS	NO	YDS	AVG	LG	TD
Stephens	297	1168	3.9	52	4	Martin	31	735	23.7	95t	1
Perryman	146	448	3.1	16	6	Allen	18	391	21.7	30	0
Flutie	38	179	4.7	16	1	Davis	6	106	17.7	24	0
Dupard	52	151	2.9	15	2	Fryar	1	3	3.0	3	0
Tatupu	22	75	3.4	22	2	Tatupu	1	13	13.0	13	0
Allen	7	40	5.7	12	0	Patriots	57	1248	21.9	95t	1
Eason	5	18	3.6	10	0	Opponents	45	888	19.7	51	0
C. James	4	15	3.8	8t	1						
Fryar	6	12	2.0	6	0						
Grogan	6	12	2.0	6	1						
Ramsey	3	8	2.7	9	0						
Feagles	1	0	0.0	0	0						
Morgan	1	-6	-6.0	-6	0						
Patriots	588	2120	3.6	52	17						
Opponents	496	2099	4.2	36	20						

Sacks: B. Williams 8.0, Tippet 7.0, Jordan 3.0, Rembert 3.0, Goad 2.0, McGrew 2.0, Veris 2.0, Hodge 1.0, Team 1.0. Patriots 29.0, Opponents 23.0.

Team Statistics

	PATS	OPP
TOTAL FIRST DOWNS	264	272
By Rushing	126	119
By Passing	112	138
By Penalty	26	15
Third Down: Md/Att.	79/219	58/199
Third Down: Eff.	36.1	29.1
Fourth Down: Md/Att.	9/14	9/18
Fourth Down: Eff.	64.2	50.0
TOTAL NET YARDS	4293	4681
Avg. per Game	268.3	292.6
Total Offensive Plays	1000	961
Avg. per Play	4.3	4.9
NET YARDS RUSHING	2120	2099
Total Rushing Plays	588	496
Avg. per Rush	3.6	4.2
Avg. per Game	132.5	131.2
NET YARDS PASSING	2173	2582
Avg. per Game	135.8	161.4
Sacked/Yards Lost	23/160	29/219
Gross Yards Passing	2333	2801
Att./Completions	389/199	436/234
Completion Pct.	51.2	53.7
Had Intercepted	28	20
PUNTS/AVERAGE	91/38.3	86/42.2
NET PUNTING AVG.	34.1	35.5
PENALTIES/YARDS	87/665	108/858
FUMBLES/BALLS LOST	19/10	29/15
TOUCHDOWNS	31	33
Rushing	17	20
Passing	12	13
Returns	2	0
Score by Periods	1 2 3 4	OT
Patriots	49 87 50 61	3 250
Opponents	48 77 57 102	0 284

RECEIVING	NO	YDS	AVG	LG	TD
Dupard	34	232	6.8	15	0
Fryar	33	490	14.8	80t	5
Morgan	31	502	16.2	32	4
Jones	22	313	14.2	41t	1
Perryman	17	134	7.9	18	0
C. James	14	171	12.2	32	0
Stephens	14	98	7.0	17	0
Francis	11	161	14.6	51	0
Dawson	8	106	13.3	38	2
Tatupu	8	58	7.3	17	0
Martin	4	51	12.8	21	0
Scott	1	8	8.0	8	0
Johnson	1	5	5.0	5	0
Farrell	1	4	4.0	4	0
Patriots	199	2333	11.7	80t	12
Opponents	234	2801	12.0	51t	13

INTERCEPTIONS	NO	YDS	AVG	LG	TD
Clayborn	4	65	16.3	31	0
Marion	4	47	11.8	22	0
R. James	4	30	7.5	22	0
McSwain	2	51	25.5	42	0
Rembert	2	10	5.0	6	0
Jordan	1	31	31.0	31	0
McGrew	1	6	6.0	6	0
Lippett	1	4	4.0	4	0
Bowman	1	0	0.0	0	0
Patriots	20	244	12.2	42	0
Opponents	28	286	10.2	40	0

FIELD GOALS	1-19	20-29	30-39	40-49	50+
Stavrovsky	0/0	3/4	4/5	0/2	0/0
Garcia	0/0	2/3	1/3	2/5	1/2
Patriots	0/0	5/7	5/8	2/7	1/2
Opponents	0/0	6/7	5/5	5/11	1/3

Garcia: (47wl,39G,24G,47G) (50G,23G) (-) (-) (31wl) (43G,42wl) (43wr) (25wl, 52wl,39b).
Stavrovsky: (35G) (-) (-) (22G,34G) (43wl,27wl) (34G,22G) (36s, 27G) (32G, 40wl).

Opponents: (29G) (39G,24G) (38G, 44G,41G) (46wl,46wr,49G) (20G) (25G, 43wl) (-) (30G,35G,33G) (-) (51G) (47G, 48G) (27G,54wl,50wr,23wl) (28G) (47wr, 41wr) (40s) (-).

Starters: Offense: WR Stanley Morgan (14), Cedric Jones (1); LT Danny Villa (14), Trevor Match (2); LG Sean Farrell (15), Paul Fairchild (1); C Mike Baab (12), T. Match (4); RG Ron Wooten (15), P. Fairchild (1); RT Bruce Armstrong (16); TE Russ Francis (8), Lin Dawson (6), Steve Johnson (1), Willie Scott (1); WR Irving Fryar (14), C. Jones (1); QB Doug Flutie (9), Steve Grogan (4), Tony Eason (2), Tom Ramsey (1); RB John Stephens (14), Reggie Dupard (2); FB Robert Perryman (16); 2nd TE Steve Johnson (2).

Defense: LE Brent Williams (14), Milford Hodge (1), Kenneth Sims (1); NT Tim Goad (14), B. Williams (2); RE Garin Veris (9), M. Hodge (6), Edmund Nelson (1); LOLB Andre Tippett (11), Tim Jordan (5); LILB Ed Reynolds (14), Vincent Brown (2); RILB Johnny Rembert (15), V. Brown (1); ROLB Lawrence McGrew (15), Tim Jordan (1); LCB Ronnie Lippett (15), Rod McSwain (1); Raymond Clayborn (16); SS Roland James (15), Jim Bowman (1); FS Fred Marion (16).

1988 Coaching Staff: Don Blackmon, Staff Assistant, Jim Carr, Defensive Backfield, Bobby Grier, Offensive Backfield, Ray Hamilton, Asst. Defensive Line, Rod Humenuik, Asst. Head Coach/Offensive Line, Harold Jackson, Receivers, Eddie Khayat, Defensive Line, Guy Morris, Asst. Offensive Line, John Polonchek, QBs/Special Asst. to Head Coach, Dante Scarnecchia, Special Teams/TE's, Don Shinnick, Linebackers, Jerry Simmons, Strength/Conditioning, Les Steckel, Quarterbacks/Receivers.

Pro Bowl (3): RB John Stephens (1), LB Andre Tippett (5), LB Johnny Rembert (1).

PASSING	ATT	CMP	YARDS	CMP%	YDS/ATT	TD	TD%	INT	INT%	LG	SK/YDS	RATING
Flutie	179	92	1150	51.4	6.42	8	4.5	10	5.6	80t	11/65	63.3
Grogan	140	67	834	47.9	5.95	4	2.9	13	9.3	41t	8/77	37.6
Eason	43	28	249	65.1	5.79	0	0.0	2	4.7	26	2/12	61.1
Ramsey	27	12	100	44.4	3.70	0	0.0	3	11.1	23	2/6	15.0
Patriots	389	199	2333	51.2	5.99	12	3.1	28	7.2	80t	23/160	50.0
Opponents	436	234	2801	53.7	6.42	13	2.9	20	4.6	51t	29/219	64.4



1989 FINAL STATISTICS (5-11)

Head Coach: Raymond Berry • Fourth in AFC East • Home Stadium: Sullivan Stadium

DATE	W/L	SCORE	OPPONENT	ATTENDANCE
9/10	W	27-24	at N.Y. Jets	64,541
9/17	L	10-24	Miami	57,043
9/24	L	3-24	Seattle	48,025
10/01	L	10-31	at Buffalo	78,921
10/08	W	23-13	Houston	59,828
10/15	L	15-16	at Atlanta	39,697
10/22	L	20-37	at San Francisco	70,000
10/29	W	23-20	at Indianapolis OT	59,356
11/05	L	26-27	N.Y. Jets	53,366
11/12	L	24-28	New Orleans	47,680
11/19	W	33-24	Buffalo	49,663
11/26	L	21-24	at L.A. Raiders	38,747
12/03	W	22-16	Indianapolis	32,234
12/10	L	10-31	Miami	55,913
12/17	L	10-28	at Pittsburgh	26,594
12/24	L	20-24	L.A. Rams	37,940

Team Statistics

	PATS	OPP
--	------	-----

TOTAL FIRST DOWNS

By Rushing	114	110
By Passing	87	176
By Penalty	34	11
Third Down: Md/Att.	92/240	72/199
Third Down: Eff.	38.3	36.2
Fourth Down: Md/Att.	10/29	5/12
Fourth Down: Eff.	34.5	41.7

TOTAL NET YARDS

Avg. per Game	341.0	352.8
Total Offensive Plays	1129	975
Avg. per Play	4.8	5.8

NET YARDS RUSHING

Total Rushing Plays	485	495
Avg. per Rush	3.6	4.0
Avg. per Game	109.3	123.6

NET YARDS PASSING

Avg. per Game	370.7	366.6
Sacked/Yards Lost	34/265	31/239
Gross Yards Passing	3972	3905
Att./Completions	610/302	449/259
Completion Pct.	49.5	57.7
Had Intercepted	27	16

PUNTS/AVERAGE

64/37.4	81/42.1
---------	---------

NET PUNTING AVG.

31.3	35.2
------	------

PENALTIES/YARDS

63/509	111/954
--------	---------

FUMBLES/BALLS LOST

26/12	22/12
-------	-------

TOUCHDOWNS

Score by Periods	1
Patriots	47
Opponents	82

SCORING

TD	Ru	Pa	Rt	PAT	FG	S	TP
Davis	0	0	0	13/16	16/23	0	61
Staurowsky	0	0	0	14/14	14/17	0	56
Stephens	7	7	0	0	0	0	42
C. Jones	6	6	0	0	0	0	36
Dykes	5	0	0	0	0	0	30
Fryar	3	0	0	0	0	0	18
Morgan	3	0	0	0	0	0	18
Perryman	2	2	0	0	0	0	12
Allen	1	1	0	0	0	0	6
Dupard	1	1	0	0	0	0	6
Egu	1	1	0	0	0	0	6
Hurst	1	0	0	1	0	0	6
Patriots	30	12	17	1	27/30	30/40	0 297
Opponents	48	19	27	2	46/48	19/26	0 391

RUSHING	NO	YDS	AVG	LG	TD
Stephens	244	833	3.4	35t	7
Perryman	150	562	3.7	18	2
Flutie	16	87	5.4	22	0
Dupard	25	63	2.5	10	1
Allen	11	51	4.6	18	1
Wilson	7	42	6.0	11	0
Tatupu	11	38	3.5	20	0
Egu	3	20	6.7	15t	1
Martin	2	20	10.0	13	0
Grogan	9	19	2.1	7	0
Fryar	2	15	7.5	11	0
C. Jones	1	3	3.0	3	0
Eason	2	-2	-1.0	0	0
Wonsley	2	-2	-1.0	0	0

Patriots	485	1749	3.6	35t	12
Opponents	495	1978	4.0	58t	19

RECEIVING	NO	YDS	AVG	LG	TD
Sievers	54	615	11.4	46	0
Dykes	49	795	16.2	42	5
C. Jones	48	670	14.0	65t	6
Fryar	29	537	18.5	52	3
Perryman	29	195	6.7	16	0
Morgan	28	486	17.4	55t	3
Stephens	21	207	9.9	37	0
Martin	13	229	17.6	37	0
Dawson	12	101	8.4	17	0
Tatupu	10	54	5.4	11	0
Dupard	6	70	11.7	45	0
Cook	3	13	4.3	5	0
Patriots	302	3972	13.2	65t	17
Opponents	259	3905	15.1	74t	27

INTERCEPTIONS	NO	YDS	AVG	LG	TD
Hurst	5	31	6.2	16t	1
James	2	50	25.0	28	0
Marion	2	19	9.5	18	0
McSwain	1	18	18.0	18	0
Feggins	1	4	4.0	4	0
Coleman	1	1	1.0	1	0
Clayborn	1	0	0.0	0	0
Rembert	1	0	0.0	0	0
Brown	1	-1	-1.0	-1	0
McGrew	1	-4	-4	-4	0
Patriots	16	118	19.7	28	1
Opponents	27	338	12.5	55	2

PUNTING	NO	YDS	AVG	NET BT	IN	LG	BLK
Feagles	63	2392	38.0	31.3	2	13	64
Patriots	64	2392	37.4	31.3	2	13	64
Opponents	81	3413	42.1	35.2	9	15	76

PUNT RETURNS	NO	FC	YDS	AVG	LG	TD
Martin	19	2	164	8.6	28	0
Tucker	13	1	102	7.8	25	0
Fryar	12	1	107	8.9	20	0
Hurst	1	0	6	6.0	6	0
Taylor	0	2	0	0.0	0	0
Patriots	45	6	379	8.4	28	0
Opponents	38	6	346	9.1	17	0

KICK RETURNS	NO	YDS	AVG	LG	TD
Martin	24	584	24.3	38	0
Tucker	13	270	20.8	37	0
Rice	11	242	22.0	46	0
Allen	6	124	20.7	29	0
Taylor	3	52	17.3	22	0
Wonsley	3	69	23.0	40	0
Egu	2	26	13.0	22	0
Hodge	2	19	9.5	11	0
Timpson	2	13	6.5	13	0
Fryar	1	47	47.0	47	0
Rehder	1	14	14.0	14	0
Tatupu	1	2	2.0	2	0
Patriots	69	1462	21.2	47	0
Opponents	61	1199	19.7	60	0

Sacks: B. Williams 8.0, Jeter 7.0, McGrew 4.5, Brown 4.0, Sims 3.0, Rembert 2.5, Goad 1.0, Team 1.0. Patriots 31.0, Opponents 34.0.

Field Goals	1-19	20-29	30-39	40-49	50+
Davis	0/0	3/3	6/9	5/9	2/2
Staurowsky	0/0	4/4	5/7	4/5	1/1
Patriots	0/0	7/7	11/16	9/14	3/3
Opponents	3/3	6/7	8/10	2/4	0/2

Davis: (-) (40wr,28G) (35G) (35G,37wl) (30G, 45s,34G,43G) (52G,32G,32G) (49G,21G) (47G, 38wr,48G,46wr,51G) (47G,43wr,26G,39s).
Staurowsky: (44G) (34G,24G,34G, 38G) (-) (40wr,44G,37G,34s, 24G,50G,23G) (36G) (20G, 37ng) (44G,48G).

Opponents: (40G) (31G) (23G) (36G) (46G, 22G) (30G,30G,40w,22G) (33b, 23G,45b) (32G, 39G) (18G,23G) (-) (24wr,31G) (45wl, 32G) (18) (23) (-) (19G, 50s,50wl).

Starters: Offense: WR Stanley Morgan (10), Hart Lee Dykes (6); LT Danny Villa (13), David Viane (3); LG Sean Farrell (15), D. Villa (1); C Mike Baab (16); RG Paul Fairchild (15), D. Villa (1); RT Bruce Armstrong (16); TE Lin Dawson (13), Eric Sievers (3); WR Cedric Jones (11), Irving Fryar (4), Sammy Martin (1); QB Steve Grogan (6), Tony Eason (3), Marc Wilson (3), Doug Flutie (3); RB John Stephens (12), Reggie Dupard (2); FB Robert Perryman (14); 3rd WR I. Fryar (1), C. Jones (1); 2nd TE E. Sievers (2).

Defense: LE Ken Sims (15), Milford Hodge (1); NT Tim Goad (16); RE Brent Williams (16); LOLB Johnny Rembert (8), Jim Jordan (4) Vincent Brown (2), Bruce Scholtz (2); LILB Ed Reynolds (16) RILB V. Brown (8), J. Rembert (8); ROLB Lawrence McGrew (16); LCB Maurice Hurst (14), Rod McSwain (2); RCB Raymond Clayborn (14), R. McSwain (2); SS Roland James (14), Jim Bowman (2); FS Fred Marion (16).

1989 Coaching Staff: Don Blackmon, Linebackers, Jim Carr, Defensive Backfield, Bobby Grier, Offensive Backfield, Ray Hamilton, Asst. Defensive Line, Harold Jackson, Receivers, Eddie Khayat, Defensive Line, Guy Morris, Asst. Offensive Line, John Polonchek, QBs/Special Asst. to Head Coach, Keith Rowan, Special Teams, Don Shinnick, Linebackers, Jerry Simmons, Strength/Conditioning, Richard Wood, Receivers.

Pro Bowl (1): LB Johnny Rembert (2).

PASSING	ATT	CMP	YARDS	CMP%	YDS/ATT	TD	INT	INT%	LG	SK/YDS	RATING	
Grogan	261	133	1697	51.0	6.50	9	3.4	14	5.4	55t	8/64	60.8
Wilson	150	75	1006	50.0	6.71	3	2.0	5	3.3	65t	10/71	64.5
Eason	105	57	761	54.3	7.25	3	2.9	4	3.8	45	10/78	71.2
Flutie	91	36	493	39.6	5.42	2	2.2	4	4.4	36	6/52	46.6
Feagles	2	0	0	0.0	0.00	0	0.0	0	0.0	0	0/0	39.6
Tatupu	1	1	15	100.0	15.00	0	0.0	0	0.0	15	0/0	147.9
Patriots	610	302	3972	49.5	6.51	17	2.8	27	4.4	65t	34/265	61.3
Opponents	449	259	3905	57.7	8.70	27	6.0	16	3.6	74t	31/239	91.6



1990 FINAL STATISTICS (1-15)

Head Coach: Rod Rust • Fifth in AFC East • Home Stadium: Foxboro Stadium

DATE	W/L	SCORE	OPPONENT	ATTENDANCE
9/09	L	24-27	Miami	45,305
9/16	W	16-14	at Indianapolis	49,256
9/23	L	7-41	at Cincinnati	56,470
9/30	L	13-37	N.Y. Jets	36,724
10/07	L	20-33	Seattle	39,735
10/14			BYE WEEK	
10/18	L	10-17	at Miami	62,630
10/28	L	10-27	Buffalo	51,959
11/04	L	20-48	at Philadelphia	65,514
11/11	L	10-13	Indianapolis	28,924
11/18	L	0-14	at Buffalo	74,720
11/25	L	14-34	at Phoenix	30,110
12/02	L	7-37	Kansas City	26,280
12/09	L	3-24	at Pittsburgh	48,354
12/15	L	10-25	Washington	22,286
12/23	L	7-42	N.Y. Jets	30,250
12/30	L	10-13	N.Y. Giants	60,410

Team Statistics

	PATS	OPP
TOTAL FIRST DOWNS	239	307
By Rushing	65	151
By Passing	156	139
By Penalty	18	17
Third Down: Md/Att.	86/227	84/192
Third Down: Eff.	37.9	43.8
Fourth Down: Md/Att.	2/12	7/13
Fourth Down: Eff.	16.7	53.8
POSSESSION AVG.	28:21	31:39
TOTAL NET YARDS	4163	5697
Avg. per Game	260.2	356.1
Total Offensive Plays	955	972
Avg. per Play	4.4	5.9
NET YARDS RUSHING	1398	2676
Total Rushing Plays	383	565
Avg. per Game	87.4	167.3
NET YARDS PASSING	2765	3021
Avg. per Game	172.8	188.8
Sacked/Yards Lost	58/443	33/224
Gross Yards Passing	3208	3245
Att./Completions	514/274	374/218
Completion Pct.	53.3	58.3
Had Intercepted	20	14
PUNTS/AVERAGE	92/40.8	56/40.8
NET PUNTING AVG.	33.6	36.6
PENALTIES/YARDS	99/742	73/488
FUMBLES/BALLS LOST	33/16	25/18
TOUCHDOWNS	19	52
Rushing	4	29
Passing	4	21
Returns	1	2

Score by Periods	1	2	3	4	OT	Total
Patriots	30	81	30	40	0	181
Opponents	120	128	88	110	0	446

SCORING	TD	Ru	Pa	Rt	PAT	FG	S	TP
Staurovsky	0	0	0	0	19/19	16/22	0	67
Cook	5	0	0	0	0	0	0	30
Fryar	4	0	4	0	0	0	24	18
Stephens	3	2	1	0	0	0	0	28
Dykes	2	0	2	0	0	0	12	0
Adams	1	0	1	0	0	0	6	0
Allen	1	1	0	0	0	0	6	0
Martin	1	0	1	0	0	0	6	0
Perryman	1	1	0	0	0	0	6	0
B. Williams	1	0	0	1	0	0	6	0
Patriots	19	4	14	1	19/19	16/22	0	181
Opponents	54	29	21	2	51/52	27/31	1	446

RUSHING	NO	YDS	AVG	LG	TD
Stephens	212	808	3.8	26	2
Allen	63	237	3.8	29	1
Adams	28	111	4.0	13	0
Perryman	32	97	3.0	13	1
Hodson	12	79	6.6	23	0
Tatupu	16	56	3.5	15	0
Overton	5	8	1.6	6	0
Wilson	5	7	1.4	6	0
Morris	2	4	2.0	3	0
Gannon	1	0	0.0	0	0
Hansen	1	0	0.0	0	0
Fryar	2	-4	-2.0	-1	0
Grogan	4	-5	-1.3	0	0
Patriots	383	1398	3.7	29	4
Opponents	565	2676	4.7	80t	29

RECEIVING	NO	YDS	AVG	LG	TD
Fryar	54	856	15.9	56	4
Cook	51	455	8.9	35t	5
Dykes	34	549	16.1	35t	2
Stephens	28	196	7.0	43	1
McMurtry	22	240	10.9	26	0
Jones	21	301	14.3	26	1
Adams	16	146	9.1	28	1
Perryman	15	88	5.9	15	0
Sievers	8	77	9.6	25	0
Mowatt	6	67	11.2	16	0
Allen	6	48	8.0	19	0
Timpson	5	91	18.2	42	1
Martin	4	65	16.3	19t	1
Overton	2	19	9.5	15	0
Tatupu	2	10	5.0	6	0
Patriots	274	3208	11.7	56	14
Opponents	218	3245	14.9	86t	21

INTERCEPTIONS	NO	YDS	AVG	LG	TD
Lippett	4	94	23.5	73	0
Hurst	4	61	15.3	36	0
Marion	4	17	4.3	16	0
Rembert	2	22	11.0	11	0
Patriots	14	194	13.9	73	0
Opponents	20	143	7.2	42	0

PUNTING	NO	YDS	AVG	NET	YB	IN20	LG	BLK
Hansen	90	3752	41.7	33.6	8	18	69	2
Patriots	92	3752	40.8	33.6	8	18	69	2
Opponents	56	2282	40.8	36.6	5	17	70	1

PUNT RETURNS	NO	FC	YDS	AVG	LG	TD
Fryar	28	10	133	4.8	17	0
Martin	1	0	1	1.0	1	0
Patriots	29	10	134	4.6	17	0
Opponents	50	13	503	10.1	34	0

KICK RETURNS	NO	YDS	AVG	LG	TD
Martin	25	515	20.6	38	0
Allen	11	168	15.3	34	0
Morris	11	202	18.4	22	0
Robinson	11	211	19.2	27	0
Overton	10	188	18.8	23	0
Timpson	3	62	20.7	26	0
P.Coleman	2	18	9.0	12	0
Jones	2	24	12.0	13	0
Adams	1	7	7.0	7	0
McSwain	1	0	0.0	0	0
Patriots	77	1395	18.1	38	0
Opponents	38	665	17.5	38	0

Sacks: Williams, B. 6.0, Tippett 3.5, Hobby 3.0, Singleton, 3.0, Agnew 2.5, Brown 2.5, Goad 2.5, McSwain 2.0, Veris 2.0, Williams, E. 2.0, Smith 1.5, Rembert 1.0, Reynolds 1.0, Gannon 0.5. Patriots 33.0, Opponents 58.0.

FIELD GOALS	1-19	20-29	30-39	40-49	50+
Staurovsky	1/1	3/3	3/3	8/11	1/4
Patriots	1/1	3/3	3/3	8/11	1/4
Opponents	4/4	6/6	9/10	6/7	2/4

Staurovsky: (42G,57S) (49wl,39G, 27G, 25G) (-) (46G, 40G) (53G,46G) (41G, 52ng) (32G) (39G,49ng,44G) (29G) (-) (-) (-) (49G) (42G) (50wl) (19G,42wl).

Opponents: (31G,37G) (-) (46G,23G) (24G,18G,46G) (31G,19G,55wr) (47G) (35G,35G) (27G,34G) (54G,38G) (30wl) (50ng,29G,50G) (19G,32G,45G) (42G) (19G,36G,26G) (-) (44G,41wl,27G).

Starters: Offense: WR Irving Fryar (15), Cedric Jones (1); LT Bruce Armstrong (16); LG Chris Gambol (14), David Douglas (2); C Danny Villia (8), Gene Chilton (3), D. Douglas (3), Paul Fairchild (2); RG Damian Johnson (16); RT D. Villa (8), David Vaeane (4), Stan Clayton (3), C. Gambol (1); TE Marv Cook (16); WR Hart Lee Dykes (10), Greg McMurtry (5), C. Jones (1); QB Tommy Hodson (6), Marc Wilson (6), Steve Grogan (4); RB John Stephens (14), George Adams (1), Marvin Allen (1); FB Robert Perryman (7), G. Adams (6), M. Allen (2), 2nd TE Eric Sievers (1).

Defense: LE Brent Williams (15), Marion Hobby (1); NT Tim Goad (16), RE Ray Agnew (9), M. Hobby (3), Garin Veris (2), Chris Gannon (2); LOLB Andre Tippett (7), Vincent Brown (6), Chris Singleton (1), Richard Tardits (1), Ed Williams (1); LILB Richard Harvey (8), Johnny Rembert (5), V. Brown (3); RILB E. Reynolds (12), V. Brown (2), B. Williams (1), M. Hobby (1); ROLB A. Tippett (6), V. Brown (3), C. Singleton (3), E. Williams (2), R. Harvey (1), Ila Jarostchuk (1); LCB Ronnie Lippett (16); RCB Maurice Hurst (16); Rod McSwain (12), Roland James (4); FS Fred Marion (16).

1990 Coaching Staff: Don Blackmon, Linebackers, Steve Crosby, Special Teams/Tight Ends, Bobby Grier, Offensive Backfield, Rod Humenuik, Offensive Line, Dale Lindsey, Defensive Line, Steve Nelson, Linebackers, John Polonchek, QBs/Special Asst. to Head Coach, Jimmy Raye, Offensive Coordinator/ Quarterbacks, Jerry Simmons, Strength/ Conditioning, Charlie Summer, Defensive Coordinator/ Secondary, Richard Wood, Receivers.

Pro Bowl (1): T Bruce Armstrong (1).

PASSING	ATT	CMP	YARDS	CMP%	YDS/ATT	TD	TD%	INT	INT%	LG	SK/YDS	RATING
Wilson	265	139	1625	52.5	6.13	6	2.3	11	4.2	36t	29/228	61.6
Hodson	156	85	968	54.5	6.21	4	2.6	5	3.2	56	20/147	68.5
Grogan	92	50	615	54.3	6.68	4	4.3	3	3.3	48	9/68	76.1
Stephens	1	0	0	0.0	0.00	0	0.0	1	100.0	0	0/0	0.0
Patriots	514	274	3208	53.3	6.24	14	2.7	20	3.9	56	58/443	65.4
Opponents	374	218	3245	58.3	8.68	21	5.6	14	3.7	86t	33/224	89.9



1991 FINAL STATISTICS (6-10)

Head Coach: Dick MacPherson • Fourth in AFC East • Home Stadium: Foxboro Stadium

DATE	W/L	SCORE	OPPONENT	ATTENDANCE
9/01	W	16-7	at Indianapolis	49,961
9/08	L	0-20	Cleveland	35,377
9/15	L	6-20	at Pittsburgh	53,703
9/22	W	24-20	Houston	30,702
9/29	L	10-24	at Phoenix	26,043
10/06	L	10-20	Miami	49,749
10/13			BYE WEEK	
10/20	W	26-23	Minnesota OT	45,367
10/27	L	6-9	Denver	43,994
11/03	L	17-22	at Buffalo	78,278
11/10	L	20-30	at Miami	56,065
11/17	L	21-28	N.Y. Jets	30,743
11/24	W	16-13	Buffalo	47,053
12/01	L	3-20	at Denver	67,116
12/08	W	23-17	Indianapolis OT	20,131
12/15	W	6-3	at N.Y. Jets	55,689
12/22	L	7-29	at Cincinnati	46,394

Team Statistics

	PATS	OPP
TOTAL FIRST DOWNS	259	312
By Rushing	93	94
By Passing	155	199
By Penalty	11	19
Third Down: Md/Att.	72/213	95/228
Third Down: Eff.	33.8	41.7
Fourth Down: Md/Att.	6/13	4/14
Fourth Down: Eff.	46.2	28.6
POSESSION AVG.	29:27	30:33
TOTAL NET YARDS	4473	5431
Avg. per Game	279.6	339.4
Total Offensive Plays	977	1050
Avg. per Play	4.4	5.9
NET YARDS RUSHING	1467	1579
Total Rushing Plays	433	460
Avg. per Game	91.7	98.7
NET YARDS PASSING	3006	3852
Avg. per Game	187.9	240.8
Sacked/Yards Lost	63/436	25/183
Gross Yards Passing	3442	4035
Att./Completions	481/284	565/335
Completion Pct.	59.0	59.3
Had Intercepted	22	12
PUNTS/AVERAGE	82/39.0	69/42.2
NET PUNTING AVG.	34.6	36.2
PENALTIES/YARDS	97/667	83/608
FUMBLES/BALLS LOST	34/20	31/19
TOUCHDOWNS	22	31
Rushing	9	5
Passing	11	25
Returns	2	1
Score by Periods	1 2 3 4 OT Total	
Patriots	40 55 23 84 9 211	
Opponents	53 122 32 98 0 305	

SCORING	TD	R	Pa	Rt	PAT	FG	S	PTS
Stavrovsky	0	0	0	0	10/11	13/19	0	49
Baumann	0	0	0	0	9/10	7/10	0	30
Russell	4	4	0	0	0	0	0	24
Cook	3	0	3	0	0	0	0	18
Fryar	3	0	3	0	0	0	0	18
Vaughn	3	2	0	1	0	0	0	18
McMurtry	2	0	2	0	0	0	0	12
Stephens	2	2	0	0	0	0	0	12
Timpson	2	2	0	0	0	0	0	12
Childress	1	0	0	1	0	0	0	6
Coates	1	0	1	0	0	0	0	6
Millen	1	1	0	0	0	0	0	6
Patriots	22	9	11	2	19/21	20/29	0	211
Opponents	31	5	25	1	30/31	29/42	1	305

RUSHING	NO	YDS	AVG	LG	TD
Russell	266	959	3.6	24	4
Stephens	63	163	2.6	13	2
Vaughn	31	146	4.7	23	2
Millen	31	92	3.0	14	1
Hunter	18	53	2.9	9	0
Allen	13	50	3.8	11	0
Fryar	2	11	5.5	9	0
Adams	2	3	1.5	2	0
Chilton	1	0	0.0	0	0
Hodson	4	0	0.0	0	0
Timpson	1	-4	-4.0	-4	0
Coates	1	-6	-6.0	-6	0
Patriots	383	1398	3.7	29	4
Opponents	460	1598	3.4	37	5

RECEIVING	NO	YDS	AVG	LG	TD
Cook	82	808	9.9	49	3
Fryar	68	1,014	14.9	56T	3
McMurtry	41	614	15.0	40	2
Timpson	25	471	18.8	60T	2
Russell	18	81	4.5	18	0
Stephens	16	119	7.4	24	0
Hunter	11	97	8.8	25	0
Coates	10	95	9.5	17	1
Vaughn	9	89	9.9	32	0
Carpenter	3	45	15.0	23	0
Allen	1	9	9.0	9	0
Patriots	284	3442	12.1	60T	11
Opponents	335	4035	12.0	65T	25

INTERCEPTIONS	NO	YDS	AVG	LG	TD
Hurst	3	21	7.0	21	0
Marion	2	33	16.5	33	0
Lippett	2	27	13.5	27	0
Henderson	2	2	1.0	2	0
Washington	2	0	0.0	0	0
Tippett	1	10	10.0	10	0
Patriots	12	93	7.8	33	0
Opponents	22	154	7.0	27	0

PUNTING	NO	YDS	AVG	NET TB	IN20	LG	BLK
McCarthy	66	2650	40.2	35.7	3	17	93
Wagner	14	548	39.1	29.1	0	54	0
Patriots	82	3198	39.0	34.6	3	17	93
Opponents	69	2909	42.2	36.2	10	16	71

PUNT RETURNS	NO	FC	YDS	AVG	LG	TD
Henderson	27	10	201	7.4	39	0
Fryar	2	4	10	5.0	10	0
Pool	1	0	0	0.0	0	0
Zackery	1	0	0	0.0	0	0
Patriots	31	14	211	6.8	39	0
Opponents	37	20	303	8.2	40	1

KICK RETURNS	NO	YDS	AVG	LG	TD
Vaughn	34	717	21.1	99T	1
Allen	8	161	20.1	31	0
Martin	8	178	22.3	26	0
Hobby	2	0	0.0	0	0
Timpson	2	37	18.5	21	0
Coates	1	6	6.0	6	0
Rakoczy	1	9	9.0	9	0
Rembert	0	0	0.0	0	0
Patriots	56	1108	19.8	99T	1
Opponents	51	850	16.7	49	0

Sacks: Tippett 8.5, Veris 4.0, B. Williams 3.5, Brown 3.0, Agnew 2.0, Hobby 2.0, Howard 1.0, Singleton 1.0. Patriots, 25.0, Opponents, 63.0.

FIELD GOALS	1-19	20-29	30-39	40-49	50+
Stavrovsky	1/1	2/3	9/12	1/3	0/0
Baumann	0/0	2/2	1/3	4/4	0/1
Patriots	1/1	4/5	10/15	5/7	0/1
Opponents	2/2	12/14	7/7	8/17	0/2

Stavrovsky: (35G,39G,36G) (-) (45n, 33G,28G) (33G) (38n,39G) (37G) (38G, 36n,42G) (20G,17G,25n) (46n,36G,35n).

Baumann: (44G,37G) (39n) (51b,46G, 32n) (23G) (24G) (45G,41G) (-).

Opponents: (44w,52w,42w,48b) (30G, 32G) (49G,32G) (28G,38G) (42N,47G) (47G,58n,25G) (23G,32G,47n,23G) (35G, 18G,47n,34G) (19G,47n,21G,42G) (21G, 42G,49n,44G) (-) (23G,29G) (20G, 24G) (43n,40G)(23n,23G,27n) (49G,25G).

Starters: Offense: WR Irving Fryar (15), Rob Carpenter (1); LT Bruce Armstrong (16); LG Elbert Crawford (16); C Gene Chilton (16); RG Danny Villa (10), Jon Melander (3), Gregg Rakoczy (2), Freddie Childress (1); RT Pat Harlow (16); TE Marv Cook (16); WR Greg McMurtry (12), Michael Timpson (2), Jon Vaughn (1); QB Hugh Millen (13), Tommy Hodson (3); RB Leonard Russell (15), John Stephens (1); FB Ivy Joe Hunter (11), J. Stephens (2); George Adams (1), J. Vaughn (1); 2nd TE Ben Coates (2).

Defense: LE Ray Agnew (9), Garin Veris (3), Brent Williams (3), Marion Hobby (1); NT Tim Goad (15), Fred Smerlas (1); RE B. Williams (13), R. Agnew (1), Sean Smith (1), G. Veris (1); LOLB Andre Tippett (16); LILB Eugene Lockhart (13), RILB Vincent Brown (16); ROLB Chris Singleton (11), David Howard (5); LCB Ronnie Lippett (13), Tim Gordon (1), Jerome Henderson (1), Mickey Washington (1); RCB Maurice Hurst (14), M. Washington (2); SS Harry Colon, T. Gordon (1), M. Washington (1); FS Fred Marion (11), T. Gordon (5); 5th DB David Pool (3).

1991 Coaching Staff: Joel Collier Asst. Running Backs/ Receivers, Joe Collier, Defensive Coordinator, Dick Coury, Offensive Coordinator, Ivan Fears, Wide Receivers, Norm Gerber, Inside Linebackers, Bobby Grier, Offensive Backfield, Rod Humenuik, Offensive Line, Stan Jones, Defensive Line, Myrel Moore, Outside Linebackers, Dante Scarneccchia, Special Teams/TE's, Dave Uyrus, Asst. Special Teams/ Defensive Line, Charlie West, Defensive Backs.

Pro Bowl (2): T Bruce Armstrong (2), TE Marv Cook (1).

PASSING	ATT	CMP	YARDS	CMP%	YDS/ATT	TD	INT	INT%	LG	SK/YDS	RATING	
	409	246	3073	60.1	7.51	9	2.2	18	4.4	60t	54/379	72.5
Hodson	68	36	345	52.9	5.07	1	1.5	4	5.9	32	9/57	47.7
Vaughn	2	1	13	50.0	6.50	1	50.0	0	0.0	13t	0/0	110.4
Fryar	1	0	0	0.0	0.00	0	0	0	0	0	0/0	39.6
McCarthy	1	1	11	100.0	11.0	0	0.0	0	0.0	11	0/0	112.5
Patriots	481	284	3442	59.0	7.16	11	2.3	22	4.6	60t	63/436	69.7
Opponents	565	335	4035	59.3	7.14	25	4.4	12	2.1	65t	25/183	87.1



1992 FINAL STATISTICS (2-14)

Head Coach: Dick MacPherson • Fifth in AFC East • Home Stadium: Foxboro Stadium

DATE	W/L	SCORE	OPPONENT	ATTENDANCE
9/06			BYE WEEK	
9/13	L	0-14	at L.A. Rams	40,402
9/20	L	6-10	Seattle	42,327
9/27	L	7-41	Buffalo	52,527
10/4	L	21-30	at N.Y. Jets	60,108
10/11	L	12-24	San Francisco	54,126
10/18	L	17-38	at Miami	57,282
10/25	L	17-19	Cleveland	32,219
11/01	L	7-16	at Buffalo	78,268
11/08	L	14-31	New Orleans	45,413
11/15	W	37-34	at Indianapolis OT	42,631
11/22	W	24-3	N.Y. Jets	27,642
11/29	L	0-34	at Atlanta	54,494
12/06	L	0-6	Indianapolis	19,429
12/13	L	20-27	at Kansas City	52,208
12/20	L	10-20	at Cincinnati	45,555
12/27	L	13-16	Miami OT	34,726

Team Statistics

	PATS	OPP
TOTAL FIRST DOWNS	215	292
By Rushing	71	112
By Passing	130	149
By Penalty	14	31
Third Down: Md/Att.	72/223	77/214
Third Down: Eff.	32.3	36.0
Fourth Down: Md/Att.	8/19	6/15
Fourth Down: Eff.	42.1	40.0
POSSESSION AVG.	28:28	31:32
TOTAL NET YARDS	3584	5048
Avg. per Game	224.0	315.5
Total Offensive Plays	928	1000
Avg. per Play	3.9	5.0
NET YARDS RUSHING	1550	1951
Total Rushing Plays	419	521
Avg. per Game	96.6	121.9
NET YARDS PASSING	2034	3097
Avg. per Game	127.1	193.6
Sacked/Yards Lost	65/458	20/114
Gross Yards Passing	2492	3211
Att./Completions	444/244	459/258
Completion Pct.	55.0	56.2
Had Intercepted	19	14
PUNTS/AVERAGE	103/40.9	75/40.6
NET PUNTING AVG.	35.4	35.3
PENALTIES/YARDS	111/1051	90/673
FUMBLES/BALLS LOST	43/26	30/15
TOUCHDOWNS	25	40
Rushing	6	15
Passing	13	22
Returns	6	3
Score by Periods	1 2 3 4 OT Total	1 2 3 4 OT Total
Patriots	61 51 32 58 3	205
Opponents	84 80 88 108 3	363
SCORING	Td Ru Pa Rt PAT FG S TP	Td Ru Pa Rt PAT FG S TP
Baumann	0 0 0 0 22/24	11/17 0 55
Fryar	4 0 0 4 0	0 24
Coates	3 0 0 0 0	0 18
Brown	2 0 0 2 0	0 12
Cook	2 0 0 2 0	0 12
Russell	2 2 0 0 0	0 12
Stephens	2 2 0 0 0	0 12
Turner	2 0 0 2 0	0 12
Vaughn	2 1 0 1 0	0 12
Gash	1 1 0 0 0	0 6
Goad	1 0 0 0 1	0 6
McMurtry	1 0 0 1 0	0 6
Pool	1 0 0 0 1	0 6
Singleton	1 0 0 1 0	0 6
Timson	1 0 0 1 0	0 6
Patriots	25 6 13 6 22/25 11/17 0	205
Opponents	40 15 22 3 40/40 27/41 1	363

RUSHING	NO	YDS	AVG	LG	TD
Vaughn	113	451	4.0	36	1
Russell	123	390	3.2	23	2
Stephens	75	277	3.7	19	2
Lockwood	35	162	4.6	23	0
Millen	17	108	6.4	26	0
Zolak	18	71	3.9	19	0
Turner	10	40	4.0	11	0
Carlson	11	32	2.9	7	0
Hodson	5	11	2.2	5	0
Gash	5	7	1.4	4	1
Fryar	1	6	6.0	6	0
McMurtry	2	3	1.5	2	0
Coates	1	2	2.0	2	0
McCarthy	3	-10	-3.3	0	0
Patriots	419	1550	3.7	36	6
Opponents	521	1951	3.7	53	15

RECEIVING	NO	YDS	AVG	LG	TD
Fryar	55	791	14.4	54	4
Cook	52	413	7.9	27	2
McMurtry	35	424	12.1	65	1
Timson	26	315	12.1	25	1
Stephens	21	161	7.7	32	0
Coates	20	171	8.6	22	3
Vaughn	13	84	6.5	28	0
Russell	11	24	2.2	12	0
Turner	7	52	7.4	19	2
Stanley	3	63	21.0	36	0
Hodson	1	-6	-6.0	-6	0
Patriots	244	2492	10.2	65	13
Opponents	258	3211	12.4	56	22

INTERCEPTIONS	NO	YDS	AVG	LG	TD
Henderson	3	43	14.3	34	0
Hurst	3	29	9.7	27	0
Pool	2	54	27.0	41	1
Robbins	2	27	13.5	20	0
Singleton	1	82	82.0	82	1
Brown	1	49	49.0	49	1
Howard	1	1	1.0	1	0
Smith	1	0	0.0	0	0
Patriots	14	285	20.4	82	3
Opponents	19	232	12.2	47	0

PUNTING	NO	YDS	AVG	NET TB	IN20	LG	BLK
McCarthy	103	4212	40.9	35.4	4	18	61
Patriots	103	4212	40.9	35.4	4	18	61
Opponents	75	3045	40.6	35.3	6	27	59

PUNT RETURNS	NO	FC	YDS	AVG	LG	TD
Stanley	28	17	227	8.1	50	0
Timson	8	2	47	5.9	14	0
Lambert	1	0	0	0.0	0	0
Fryar	0	1	0	0.0	0	0
Patriots	37	20	274	7.4	50	0
Opponents	59	21	484	8.2	53	1

Sacks: Tippet 7.0, B. Williams 4.0, Goad 2.5, Agnew 1.0, Edwards 1.0, Howard 1.0, Lambert 1.0, Rembert 1.0, Sabb 1.0, Brown 0.5. Patriots 20.0, Opponents 65.0.

KICK RETURNS	NO	YDS	AVG	LG	TD
Stanley	29	529	18.2	40	0
Vaughn	20	564	28.2	100	1
Lockwood	11	233	21.2	36	0
Timson	2	28	14.0	28	0
Hobby	1	11	11.0	11	0
Turner	1	11	11.0	11	0
Patriots	64	1376	21.5	100	1
Opponents	45	749	16.6	39	0

FIELD GOALS	1-19	20-29	30-39	40-49	50+
Baumann	2/2	4/4	3/7	2/4	0/0
Patriots	2/2	4/4	3/7	2/4	0/0
Opponents	0/0	9/10	11/16	6/12	1/3

Baumann: (38n) (-) (-) (39n) (24G,44G) (19G,44b) (30G) (-) (-) (36G,44G,18G) (32G) (48n) (37n) (38n) (27G) (25G,29G).

Opponents: (47n,39n,25n) (25G,33n) (42G,30G) (37G,40G,47G) (51n,36G) (34G) (29G,28G,21G,54n,44n,31n,32G) (-) (46G) (35n,42n,48G,33G) (27G) (43n, 26G,54G) (31n,30G,48G) (30G, 26G) (47n,42n,21G,39G) (38G,23G,35G).

Starters: Offense: WR Irving Fryar (14), Michael Timson (2); LT Bruce Armstrong (8), Pat Harlow (8); LG Reggie Redding (14), Calvin Stephens (1), Larry Williams (1); C Gene Chilton (16); RG L. Williams (8), Eugene Chung (6), Gregg Rakoczy (2); RT P. Harlow (8), E. Chung (8); TE Marv Cook (15), Ben Coates (1); WR Greg McMurtry (15); QB Hugh Millen (7), Scott Zolak (4), Tommy Hodson (3), Jeff Carlson (2); RB Leonard Russell (10), Jon Vaughn (5), John Stephens (1); FB J. Stephens (15), Kevin Turner (1); 3rd TE B. Coates (1).

Defense: LE Ray Agnew (14), Tim Edwards (1), Marion Hobby (1); NT Tim Goad (16); RE Brent Williams (15), M. Hobby (1); LOLB Andre Tippett (13), Dwayne Sabb (2), Vincent Brown (1); LILB V. Brown (12), Johnny Rembert (2), David Howard (1), Eugene Lockhart (1); RILB J. Rembert (8), E. Lockhart (7); ROLB D. Howard (9), Chris Singleton (7); LCB David Pool (14), Jerome Henderson (2); RCB Maurice Hurst (16); SS Tim Gordon (7), Reggie Robbins (6), Roger Brown (2); J. Henderson (1); FS R. Robbins (9), J. Henderson (6), R. Brown (1).

1992 Coaching Staff: Joel Collier, Asst. Running Backs/ Receivers, Joe Collier, Defensive Coordinator, Dick Coak, Offensive Coordinator, Ivan Fears, Wide Receivers, Norm Gerber, Inside Linebackers, Bobby Grier, Offensive Backfield, Rod Humenuik, Offensive Line, Stan Jones, Defensive Line, Myrel Moore, Outside Linebackers, Dante Scamecia, Special Teams/TE's, Dave Uyrus, Asst. Special Teams/Defensive Line, Charlie West, Defensive Backs.

Pro Bowl (1): TE Marv Cook (2).

PASSING	ATT	CMP	YARDS	CMP%	YDS/ATT	TD	TD%	INT	INT%	LG	SK/YDS	RATING
Millen	203	124	1203	61.1	5.93	8	3.9	10	4.9	39	33/204	70.3
Zolak	100	52	561	52.0	5.61	2	2.0	4	4.0	65	17/137	58.8
Hodson	91	50	496	54.9	5.45	2	2.2	2	2.2	54	12/96	68.8
Carlson	49	18	232	36.7	4.73	1	2.0	3	6.1	40	3/21	33.7
McMurtry	1	0	0	0.0	0.00	0	0.0	0	0.0	0	0/0	39.6
Patriots	444	244	2492	55.0	5.61	13	2.9	19	4.3	65	65/458	63.2
Opponents	459	258	3211	56.2	7.00	22	4.8	14	3.1	56	20/114	81.3



1993 FINAL STATISTICS (5-11)

Head Coach: Bill Parcells • Fourth in AFC East • Home Stadium: Foxboro Stadium

DATE	W/L	SCORE	OPPONENT	ATTENDANCE
9/05	L	14-38	at Buffalo	79,751
9/12	L	16-19	Detroit OT	54,151
9/19	L	14-17	Seattle	50,392
9/26	L	7-45	at N.Y. Jets	64,836
10/03			BYE WEEK	
10/10	W	23-21	at Phoenix	36,115
10/17	L	14-28	Houston	51,037
10/24	L	9-10	at Seattle	56,526
10/31	L	6-9	at Indianapolis	46,522
11/07	L	10-13	Buffalo OT	54,326
11/14			BYE WEEK	
11/21	L	13-17	at Miami	59,982
11/28	L	0-6	N.Y. Jets	42,810
12/05	L	14-17	at Pittsburgh	51,358
12/12	W	7-2	Cincinnati	29,794
12/19	W	20-17	at Cleveland	48,618
12/26	W	38-0	Indianapolis	26,571
1/02	W	33-27	Miami OT	53,883

Team Statistics

	PATS	OPP
TOTAL FIRST DOWNS	315	269
By Rushing	116	97
By Passing	169	161
By Penalty	30	11
Third Down: Md/Att.	92/237	96/231
Third Down: Eff.	38.8	41.6
Fourth Down: Md/Att.	13/27	5/13
Fourth Down: Eff.	48.1	38.5
POSSESSION AVG.	29.43	30.17
TOTAL NET YARDS	5065	4796
Avg. per Game	316.6	299.8
Total Offensive Plays	1091	1013
Avg. per Play	4.6	4.7
NET YARDS RUSHING	1780	1951
Total Rushing Plays	502	505
Avg. per Game	111.3	121.9
NET YARDS PASSING	3285	2845
Avg. per Game	205.3	177.8
Sacked/Yards Lost	23/127	34/242
Gross Yards Passing	3412	3087
Att./Completions	566/289	474/280
Completion Pct.	51.1	59.1
Had Intercepted	24	13
POINTS/AVERAGE	76/40.7	90/41.2
NET PUNTING AVG.	34.8	34.7
PENALTIES/YARDS	65/468	111/803
FUMBLES/BALLS LOST	30/10	20/9
TOUCHDOWNS	26	32
Rushing	9	9
Passing	17	20
Returns	0	3
Score by Periods	1 2 3 4 OT	Total
Patriots	33 60 54 85 6	238
Opponents	41 103 26 110 6	286

SCORING	TD	Ru	Pa	Rt	PAT	FG	S	TP
Sisson	0	0	0	0	15/15	14/26	0	57
Coates	8	0	0	0	0	0	0	48
Russell	7	7	0	0	0	0	0	42
Bahr	0	0	0	0	10/10	5/5	0	25
Brisby	2	0	2	0	0	0	0	12
Timpson	2	0	2	0	0	0	0	12
Turner	2	0	2	0	0	0	0	12
Cook	1	0	1	0	0	0	0	6
Crittenden	1	0	1	0	0	0	0	6
Croom	1	1	0	0	0	0	0	6
Gash	1	1	0	0	0	0	0	6
McMurtry	1	0	1	0	0	0	0	6
Patriots	26	9	17	0	25/25	19/31	0	238
Opponents	32	9	20	3	32/32	24/24	1	286

RUSHING	NO	YDS	AVG	LG	TD
Russell	300	1088	3.6	21	7
Turner	50	231	4.6	49	0
Croom	60	198	3.3	22	1
Gash	48	149	3.1	14	1
Bledsoe	32	82	2.6	15	0
Secules	8	33	4.1	13	0
Saxon	2	2	1.0	2	0
Zolak	1	0	0.0	0	0
Crittenden	1	-3	-3.0	-3	0
Turner	502	1780	3.5	49	9
Patriots	502	1780	3.5	49	9
Opponents	505	1951	3.9	57	9

RECEIVING	NO	YDS	AVG	LG	TD
Coates	53	659	12.4	54t	8
Brisby	45	626	13.9	39	2
Timpson	42	654	15.6	48	2
Turner	39	333	8.5	26	2
Russell	26	245	9.4	69	0
McMurtry	22	241	11.0	20	1
Cook	22	154	7.0	17	1
Crittenden	16	293	18.3	44	1
Gash	14	93	6.6	15	0
Croom	8	92	11.5	21	0
T. Brown	2	22	11.0	14	0
Patriots	289	3412	11.8	82	17
Opponents	280	3087	11.0	56	20

INTERCEPTIONS	NO	YDS	AVG	LG	TD
Hurst	4	53	13.3	24	0
Wren	3	-7	-2.3	2	0
Barnett	1	40	40.0	40	0
V. Brown	1	24	24.0	24	0
Collins	1	8	8.0	8	0
Thompson	1	4	4.0	4	0
Lambert	1	0	0.0	0	0
Ray	1	0	0.0	0	0
Patriots	13	122	9.4	40	0
Opponents	24	201	8.4	34	1

PUNTING	NO	YDS	AVG	NET BT	IN20	LG	BLK
T. Brown	73	3096	42.4	34.8	7	25	59
Patriots	76	3096	40.7	34.8	7	25	59
Opponents	90	3709	41.2	34.7	6	19	58

PUNT RETURNS	NO	FC	YDS	AVG	LG	TD
T. Brown	25	9	224	9.0	19	0
Harris	23	4	201	8.7	21	0
Crittenden	2	1	37	18.5	30	0
Smith	1	0	0	0.0	0	0
Patriots	51	14	462	9.1	30	0
Opponents	34	6	313	9.2	47	1

KICK RETURNS	NO	YDS	AVG	LG	TD
Crittenden	23	478	20.8	44	0
T. Brown	15	243	16.2	29	0
Harris	6	90	15.0	19	0
Sabb	2	0	0.0	0	0
Cook	1	8	8.0	8	0
Coates	0	0	0.0	0	0
Patriots	47	819	17.4	44	0
Opponents	44	921	20.9	42	0

Sacks: Slade 9.0, Tippet 8.5, A. Jones 3.5, Pitts 3.0, Sabb 2.0, Williams 2.0, Agnew 1.5, Brown 1.0, Collins 1.0, Hurst 1.0, Thompson 1.0, Goad 0.5. Patriots, 34.0, Opponents, 23.0.

FIELD GOALS	1-19	20-29	30-39	40-49	50+
Sisson	1/1	8/13	3/4	2/6	0/2
Bahr	1/1	1/1	3/3	0/0	0/0
Patriots	2/2	9/14	6/7	2/6	0/2
Opponents	0/0	12/12	7/7	1/2	0/3

Sisson: (-) (26G,21G,32G,28wr) (54s) (-) (37wl,29G,23G,31G) (42b) (48s,41wr,36G,25G,19G) (40G,45wl,26G) (28wr, 27G) (28G,26wl,40G) (54wl,28b) (-) (27wr).

Bahr: (23G,34G) (19G) (31G,37G).

Opponents: (28G) (52wr,22G,26G,23G, 38G) (52wl,24G) (53wl,42G) (-) (-) (30G) (27G,38G,37G) (40wl,27G,32G) (23G) (33G,23G) (35G) (-) (27G) (-) (29G,24G).

Starters: Offense: WR Vincent Brisby (12), Ray Crittenden (1); LT Bruce Armstrong (16); LG Eugene Chung (16); C Mike Arthur (12), Bill Lewis (5); RG Rich Baldinger (15), Todd Rucci (1); RT Pat Harlow (16); TE Marv Cook (12), Ben Coates (4); WR Greg McMurtry (8), Michael Timpson (7); QB Drew Bledsoe (12), Scott Secules (4); RB Leonard Russell (15), Corey Croom (1); FB Kevin Turner (9), Sam Gash (4); 2nd TE B. Coates (6); 3rd WR R. Crittenden (1).

Defense: LE Mike Pitts (15), Ray Agnew (1); NT Tim Goad (15); RE John Washington (13), Brent Williams (2); LOLB Andre Tippett (16); LILB Vincent Brown (16); RILB Todd Collins (12), Chris Singleton (4); ROLB Dwayne Sabb (7), Chris Slade (5), Aaron Jones (1); LCB Rod Smith (7), Daryl Wren (5), Reyna Thompson (4); RCB Maurice Hurst (16); SS Corwin Brown (12), Adrian White (4); FS Harlon Barnett (12), Dion Lambert (3), Terry Ray (1).

1993 Coaching Staff: Dave Atkins, Offensive Backs, Romeo Crennel, Defensive Line, Al Groh, Defensive Coordinator/Linebackers, Fred Hoaglin, Offensive Line, Chris Palmer, Wide Receivers, Johnny Parker, Strength/ Conditioning, Ray Perkins, Offensive Coordinator, Dante Scarnecchia, Special Assistant, Mike Sweatman, Special Teams, Bob Trott, Defensive Backs, Charlie Weis, Tight Ends.

Pro Bowl (0)

PASSING	ATT	CMP	YARDS	CMP%	YDS/ATT	TD	TD%	INT	INT%	LG	SK/YDS	RATING
Bledsoe	429	214	2494	49.9	5.81	15	3.5	15	3.5	54t	16/99	65.0
Secules	134	75	918	56.0	6.85	2	1.5	9	6.7	82	7/28	54.3
Zolak	2	0	0	0.0	0.00	0	0.0	0	0.0	0	0/0	39.6
Turner	1	0	0	0.0	0.00	0	0.0	0	0.0	0	0/0	39.6
Patriots	566	289	3412	51.1	6.03	17	3.0	24	4.2	82	23/127	62.1
Opponents	474	280	3087	59.1	6.51	20	4.2	13	2.7	56	34/242	81.1



1994 FINAL STATISTICS (10-6)

Head Coach: Bill Parcells • Second in AFC East (Wild Card Playoff Qualifier) • Home Stadium: Foxboro Stadium

DATE	W/L	SCORE	OPPONENT	ATTENDANCE
9/04	L	35-39	at Miami	69,613
9/11	L	35-38	Buffalo	60,274
9/18	W	31-28	at Cincinnati	46,640
9/25	W	23-17	at Detroit	59,618
10/02	W	17-16	Green Bay	57,522
10/09	L	17-21	L.A. Raiders	59,889
10/16	L	17-24	at N.Y. Jets	71,123
10/23			BYE WEEK	
10/30	L	3-23	Miami	59,167
11/06	L	6-13	at Cleveland	73,878
11/13	W	26-20	Minnesota OT	58,382
11/20	W	23-17	San Diego	59,690
11/27	W	12-10	at Indianapolis	43,839
12/04	W	24-13	N.Y. Jets	60,138
12/11	W	28-13	Indianapolis	57,656
12/18	W	41-17	at Buffalo	56,784
12/24	W	13-37	at Chicago	60,178
AFC PLAYOFFS				
1/01	L	13-20	at Cleveland	77,452

Team Statistics

	PATS	OPP
TOTAL FIRST DOWNS	348	280
By Rushing	83	86
By Passing	243	173
By Penalty	22	21
Third Down: Md/Att.	106/257	72/215
Third Down: Eff.	41.2	33.5
Fourth Down: Md/Att.	18/35	6/16
Fourth Down: Eff.	51.4	37.5
POSSESSION AVG.	32:08	27:52
TOTAL NET YARDS	5776	5207
Avg. per Game	361.0	325.4
Total Offensive Plays	1199	1006
Avg. per Play	4.8	5.2
NET YARDS RUSHING	1332	1760
Total Rushing Plays	478	422
Avg. per Game	83.3	110.0
NET YARDS PASSING	4444	3447
Avg. per Game	277.8	215.4
Sacked/Yards Lost	22/139	39/290
Gross Yards Passing	4583	3737
Att./Completions	699/405	545/298
Completion Pct.	57.9	54.7
Had Intercepted	27	22
PUNTS/AVERAGE	69/41.2	83/40.2
NET PUNTING AVG.	35.7	34.6
PENALTIES/YARDS	78/597	111/795
FUMBLES/BALLS LOST	28/11	34/18
TOUCHDOWNS	39	36
Rushing	12	11
Passing	25	21
Returns	2	4

Score by Periods	1	2	3	4	OT	Total
Patriots	46	95	94	110	6	351
Opponents	53	133	56	70	0	312

SCORING	TD	Ru	Pa	Rt	PAT	FG	S	TP
Bahr	0	0	0	0	36/36	27/34	0	117
Butts	8	8	0	0	0	0	0	48
Coates	7	0	0	0	0	0	0	42
Thompson	7	2	5	0	0	0	0	42
Brisby	5	0	5	0	0	0	0	30
Crittenden	3	0	3	0	0	0	0	18
Timpson	3	0	3	0	0	0	0	18
Turner	3	1	2	0	0	0	0	18
Reynolds	2	0	2	0	0	0	0	12
Thomas	1	1	0	0	0	0	0	6
O'Neill	0	0	0	0	0/0	0/1	0	0
Patriots	39	12	25	2	36/36	27/35	0	351
Opponents	36	11	21	4	32/33	20/25	0	312

2-Pt. Conversions: Patriots 0-2, Opp. 2-3.

RUSHING	NO	YDS	AVG	LG	TD
Butts	243	703	2.9	26	8
Thompson	102	312	3.1	13	2
Turner	36	111	3.1	13	1
Gash	30	86	2.9	10	0
Thomas	19	67	3.5	13	1
Bledsoe	44	40	0.9	7	0
Timpson	2	14	7.0	10	0
Coates	1	0	0.0	0	0
Zolak	1	-1	-1.0	-1	0
Patriots	478	1332	2.8	26	12
Opponents	422	1760	4.2	52	11

RECEIVING	NO	YDS	AVG	LG	TD
Coates	96	1174	12.2	62t	7
Timpson	74	941	12.7	37	3
Thompson	65	465	7.2	27t	5
Brisby	58	904	15.6	43	5
Turner	52	471	9.1	32	2
Crittenden	28	379	13.5	32	3
Burke	9	86	9.6	17	0
Gash	9	61	6.8	19	0
Butts	9	54	6.0	15	0
Hawkins	2	22	11.0	14	0
Thomas	2	15	7.5	9	0
Harris	1	11	11.0	11	0
Patriots	405	4583	11.3	62t	25
Opponents	298	3737	12.5	65t	21

INTERCEPTIONS	NO	YDS	AVG	LG	TD
Hurst	7	68	9.7	24	0
H. Barnett	3	51	17.0	24	0
V. Brown	3	22	7.3	12	0
Guyton	2	18	9.0	15	0
Smith	2	10	5.0	10	0
Sabb	2	6	3.0	5	0
Whigham	1	21	21.0	21	0
Reynolds	1	11	11.0	11t	1
Ray	1	2	2.0	2	0
Patriots	22	209	9.5	24	1
Opponents	27	252	9.3	90t	2

PUNTING	NO	YDS	AVG	NET BT	IN20	LG	BLK
O'Neill	69	2841	41.2	35.7	6	25	67
Patriots	69	2841	41.2	35.7	6	25	67
Opponents	83	3333	40.2	34.6	4	21	53

PUNT RETURNS	NO	FC	YDS	AVG	LG	TD
T. Brown	24	10	202	8.4	38	0
Crittenden	19	6	155	8.2	26	0
Harris	3	0	26	8.7	12	0
Patriots	46	16	383	8.3	38	0
Opponents	34	9	260	7.6	30	0

KICK RETURNS	NO	YDS	AVG	LG	TD
Crittenden	24	460	19.2	36	0
Thompson	18	376	20.9	30	0
Croom	10	172	17.2	24	0
Burke	3	11	3.7	6	0
Thomas	3	40	13.3	16	0
T. Brown	1	14	14.0	14	0
DeOssie	1	14	14.0	14	0
Gash	1	9	9.0	9	0
Guyton	1	-1	-1.0	-1	0
Timpson	1	28	28.0	28	0
Patriots	63	1123	17.8	36	0
Opponents	63	1375	21.8	80t	1

Sacks: Slade 9.5, M. Jones 6.0, McGinest 4.5, A. Jones 4.0, Sabb, 3.5, Goad 3.0, Hurst 2.0, Reynolds 2.0, V. Brown 1.5, T. Barnett 1.0, Pitts 1.0, Agnew 0.5, Smith 0.5. Patriots 39.0, Opponents 22.0.

FIELD GOALS	1-19	20-29	30-39	40-49	50+
Bahr	0/0	14/14	9/12	4/8	0/0
O'Neill	0/0	0/0	0/0	0/1	0/0
Patriots	0/0	14/14	9/12	4/9	0/0
Opponents	0/0	5/5	5/8	8/10	2/2

Bahr: (-) (-) (43G, 24G,28G, 35G) (20G,28G,21G) (48s, 32wl,33G) (24G) (40G) (48G)(20G,39G) (38G,39wl, 23G)(44wr,39G, 48wl,38G,23G) (22G, 37G,25G,42G) (33G) (36wl) (33G,20G) (29G,22G,46wl).

O'Neill: (-) (-) (-) (-) (-) (-) (47s) (-) (-) (-) (-) (-) (-) (-) (-).

Opponents: (42G) (32G) (-) (27G) (27G) (-) (32wl,37G) (44G,50G,48G) (33G,41G) (40G,33G) (48s,34G) (42wr,50G) (46G, 26G) (27G,47G) (24G) (44G,38B,36wl).

Starters: Offense: WR Vincent Brisby (11), Ray Crittenden (1); LT Bruce Armstrong (16); LG Bob Kratch (16); C Mike Arthur (11), Mike Gisler (5); RG Todd Rucci (10), Doug Skene (6); RT Pat Harlow (16); TE Ben Coates (16); WR Michael Timpson (14), R. Crittenden (1); QB Drew Bledsoe (16); RB Marion Butts (15), Leroy Thompson (1); FB Kevin Turner (9), Sam Gash (6); 2nd TE John Burke (6).

Defense: LE Mike Pitts (16); NT Tim Goad (13), Ray Agnew (3); RE Mike Jones (16); LOLB Dwayne Sabb (8), Willie McGinest (7); LILB Vincent Brown (16); RILB Todd Collins (7), David Bavaro (5); Marty Moore (4); ROLB Chris Slade (16); LCB Ricky Reynolds (10), Rod Smith (6); RCB Maurice Hurst (16); SS Harlon Barnett (16); FS Myron Guyton (16); 5th DB R. Smith (1).

1994 Coaching Staff: Maurice Carthon, Offensive Assistant, Romeo Crennel, Defensive Line, Al Groh, Defensive Coordinator/ Linebackers, Fred Hoaglin, Offensive Line, Chris Palmer, Wide Receivers, Johnny Parker, Strength/ Conditioning, Ray Perkins, Offensive Coordinator, Mike Pope, Running Backs, Dante Scarnecchia, Special Assistant, Mike Sweatman, Special Teams, Bob Trott, Defensive Backs, Charlie Weis, Tight Ends.

Pro Bowl (3): T. Bruce Armstrong (3), QB Drew Bledsoe (1), TE Ben Coates (1).

PASSING	ATT	CMP	YARDS	CMP%	YDS/ATT	TD	TD%	INT	INT%	LG	SK/YDS	RATING
Bledsoe	691	400	4555	57.9	6.59	25	3.6	27	3.9	62t	22/139	73.6
Zolak	8	5	28	62.5	3.50	0	0.0	0	0.0	13	0/0	68.8
Patriots	699	405	4583	57.9	6.56	25	3.6	27	3.9	62t	22/139	73.5
Opponents	545	298	3737	54.7	6.86	21	3.9	22	4.0	65t	39/290	72.2



1995 FINAL STATISTICS (6-10)

Head Coach: Bill Parcells • Fourth in AFC East • Home Stadium: Foxboro Stadium

DATE	W/L	SCORE	OPPONENT	ATTENDANCE
9/03	W	17-14	Cleveland	60,126
9/10	L	3-20	Miami	60,239
9/17	L	3-28	at San Francisco	66,179
9/24			BYE WEEK	
10/01	L	17-30	at Atlanta	47,114
10/08	L	3-37	Denver	60,074
10/15	L	26-31	at Kansas City	77,992
10/23	W	27-14	Buffalo	60,203
10/29	L	17-20	Carolina OT	60,064
11/05	W	20-7	at N.Y. Jets	61,462
11/12	W	34-17	at Miami	70,339
11/19	L	10-24	Indianapolis	59,544
11/26	W	35-25	at Buffalo	69,384
12/03	L	17-31	New Orleans	59,876
12/10	W	31-28	N.Y. Jets	46,617
12/16	L	27-41	at Pittsburgh	57,158
12/23	L	7-10	at Indianapolis	54,685

Team Statistics

	PATS	OPP
TOTAL FIRST DOWNS	335	308
Rushing	106	106
Passing	207	181
Penalty	22	21
3rd Down: Made/Att.	99/260	80/215
3rd Down %	38.1	37.2
4th Down: Made/Att.	17/39	7/13
4th Down %	43.6	53.8
POSSESSION AVG.	29:33	30:27
TOTAL NET YARDS	5457	5764
Avg. Per Game	341.1	360.3
Total Plays	1187	1034
Avg. Per Play	4.6	5.6
NET YARDS RUSHING	1866	1878
Avg. Per Game	116.6	117.4
Total Rushes	474	448
NET YARDS PASSING	3591	3886
Avg. Per Game	224.4	242.9
Sacked/Yds Lost	27/198	37/221
Gross Yards	3,789	4,107
Att./Completions	686/351	549/342
Completion Pct.	51.2	62.3
Had Intercepted	16	15
PUNTS/ AVERAGE	79/39.2	86/38.8
NET PUNTING AVG.	79/32.9	86/32.0
PENALTIES/YARDS	84/676	104/816
FUMBLES/BALLS LOST	32/20	24/14
TOUCHDOWNS	32	44
Rushing	16	12
Passing	14	29
Returns	2	3
Score by Periods	1 2 3 4 OT Total	0 294
Patriots	49 84 59 102 0	294
Opponents	60 143 72 99 3	377

SCORING	TD	Ru	Pa	Rt	PAT	FG	S	TP
Bahr	0	0	0	0	27/27	23/33	0	96
Martin	15	14	1	0			0	92
Coates	6	6	0	0			0	36
Brisby	3	0	3	0			0	18
Meggett	2	2	0	0			0	16
Graham	2	0	2	0			0	12
T. Brown	1	0	0	1			0	6
Gash	1	0	1	0			0	6
W. Moore	1	0	1	0			0	6
Slade	1	0	0	1			0	6
Patriots	32	16	14	2	27/27	23/33	0	294
Opponents	44	12	29	3	40/41	23/32	0	377

2-PT. Conversions: Meggett 2, Martin. Patriots 3-5, Opp. 2-3.

RUSHING	NO	YDS	AVG	LG	TD
Martin	368	1487	4.0	49	14
Meggett	60	250	4.2	25	2
Croome	13	54	4.2	12	0
Bledsoe	20	28	1.4	15	0
Gash	8	24	3.0	9	0
Zolak	4	19	4.8	12	0
Lee	1	4	4.0	4	0
Patriots	474	1,866	3.9	49	16
Opponents	448	1,878	4.2	66t	12

RECEIVING	NO	YDS	AVG	LG	TD
Coates	84	915	10.9	35	6
Brisby	66	974	14.8	72	3
Meggett	52	334	6.4	19	0
W. Moore	43	502	11.7	33	1
Martin	30	261	8.7	27	1
Gash	26	242	9.3	30	1
Burke	15	136	9.1	21	0
T. Brown	14	159	11.4	31	0
Graham	10	156	15.6	37t	2
Lee	8	107	13.4	33	0
Croome	1	8	8.0	8	0
Grant	1	4	4.0	4	0
Bledsoe	1	-9	-9.0	-9	0
Patriots	351	3,789	10.8	72	14
Opponents	342	4,107	12.0	70t	29

INTERCEPTIONS	NO	YDS	AVG	LG	TD
V. Brown	4	1	0.3	1	0
Guyton	3	68	22.7	45	0
Law	3	47	15.7	38	0
Reynolds	3	6	2.0	4	0
Ray	1	21	21.0	21	0
Hurst	1	0	0.0	0	0
Patriots	15	143	9.5	45	0
Opponents	16	161	10.1	69t	1

PUNTING	NO	YDS	AVG	NET YD	IN20	LG	BLK
O'Neill	41	1514	36.9	31.2	3	14	57
Wagner	37	1557	42.1	35.4	4	13	57
Bahr	1	29	29.0	9.0	1	0	29
Patriots	79	3100	39.2	32.9	8	27	57
Opponents	86	3339	38.8	32.0	10	21	64

PUNT RETURNS	NO	FC	YDS	AVG	LG	TD
Meggett	45	17	383	8.5	23	0
Patriots	45	17	383	8.5	23	0
Opponents	40	11	342	8.6	42	0

KICK RETURNS	NO	YDS	AVG	LG	TD
Meggett	38	964	25.4	62	0
T. Brown	31	672	21.7	38	0
Gisler	2	19	9.5	11	0
Lee	1	14	14.0	14	0
Frisch	1	8	8.0	8	0
Burke	1	7	7.0	7	0
Grant	1	7	7.0	7	0
Patriots	75	1,691	22.5	62	0
Opponents	67	1,405	21.0	58	0

Sacks: McGinest 11.0, V. Brown 4.0, Collons 4.0, Slade 4.0, M. Jones 3.0, Reynolds 2.5, Barnett 2.0, Lewis 1.5, White 1.5, A. Jones 1.0, Law 1.0, T. Roberts 1.0, Johnson 0.5. Patriots 37.0, Opponents 27.0

FIELD GOALS	1-19	20-29	30-39	40-49	50+
Bahr	1/2	12/12	3/7	5/7	2/5
Patriots	1/2	12/12	3/7	5/7	2/5
Opponents	1/1	7/8	11/15	1/4	3/4

Bahr: (21G, 21G, 28G), (29G), (34WR, 43G), (27G), (51G), (29G, 20G), (39G, 42B, 24G), (19S), (41G, 29G), (19G, 55G, 47G), (41G), (29G, 43G), (39G, 43WL), (31WR, 35WL, 30WL, 31G), (23G, 22G), (54S, 55S, 50S).

Opponents: (-), (22G, 54B, 19G), (-), (34G, 54G, 31G, 32G, 33G), (37G, 31G, 51G), (27G), (23G, 23G, 47WL), (38WR, 27G, 39WR, 29G), (-), (29WL, 36G), (36G), (51G, 48G), (24G), (33WR), (43WL, 32G, 32G), (44WL, 35WR, 30G).

Starters: Offense: WR Vincent Brisby (16); LT Bruce Armstrong (16); LG William Roberts (11), Bob Kratch (5); C David Wohlabaugh (11), Jeff Dellenbach (5); RG B. Kratch (11), Todd Rucci (5); RT Max Lane (16); TE Ben Coates (15), John Burke (1); WR Will Moore (13), Kevin Lee (2), Hason Graham (1); QB Drew Bledsoe (15), Scott Zolak (1); RB Curtis Martin (15), Corey Croome (1); FB Sam Gash (12), Robert Grant (1); 2nd TE J. Burke (3).

Defense: LE Tim Roberts (12), Ferric Collons (3); NT Reggie White (7), Bruce Walker (5), Mike Jones (3); RE Troy Barnett (15), F. Collons (1); LOLB Willie McGinest (16); LILB Vincent Brown (16); RILB Ted Johnson (12), Marty Moore (2), Bobby Abrams (1); ROLB Chris Slade (16); LCB Ricky Reynolds (16); RCB Maurice Hurst (10), Ty Law (6); SS Terry Ray (12), Myron Guyton (4); FS M. Guyton (10), T. Ray (4), Corwin Brown (2); 5th DB Vernon Lewis (2); 6th DB T. Law (1).

1995 Coaching Staff: Maurice Carthon, Offensive Assistant, Romeo Crennel, Defensive Line, Al Groh, Defensive Coordinator/ Linebackers, Fred Hoaglin, Offensive Line, Chris Palmer, Wide Receivers, Johnny Parker, Strength/ Conditioning, Ray Perkins, Offensive Coordinator, Mike Pope, Tight Ends, Dante Scarneccia, Defensive Asst./LB's, Mike Sweatman, Special Teams, Bob Trott, Defensive Backs, Charlie Weis, Running Backs.

Pro Bowl (3): T. Bruce Armstrong (4), TE Ben Coates (2), RB Curtis Martin (1).

PASSING	ATT	CMP	YARDS	CMP%	YDS/ATT	TD	TD%	INT	INT%	LG	SK/YDS	RATING
Bledsoe	636	323	3507	50.8	5.51	13	2.0	16	2.5	47t	23/170	63.7
Zolak	49	28	282	57.1	5.76	1	2.0	0	0.0	72	4/28	80.5
Meggett	1	0	0	0.0	0.00	0	0.0	0	0.0	0	0/0	39.6
Patriots	686	351	3789	51.2	5.52	14	2.0	16	2.3	72	27/198	64.8
Opponents	549	342	4107	62.3	7.48	29	5.3	15	2.7	70t	37/221	91.4



1996 FINAL STATISTICS (11-5)

Head Coach: Bill Parcells • AFC East Division Champions • Home Stadium: Foxboro Stadium

DATE	W/L	SCORE	OPPONENT	ATTENDANCE
9/01	L	10-24	at Miami	71,542
9/08	L	10-17	at Buffalo	78,104
9/15	W	31-0	Arizona	59,118
9/22	W	28-25	Jacksonville OT	59,446
9/29			BYE WEEK	
10/06	W	46-38	at Baltimore	63,569
10/13	L	22-27	Washington	59,638
10/20	W	27-9	at Indianapolis	58,725
10/27	W	28-25	Buffalo	58,858
11/03	W	42-23	Miami	58,942
11/10	W	31-27	at N.Y. Jets	61,715
11/17	L	8-34	Denver	59,452
11/24	W	27-13	Indianapolis	58,226
12/01	W	45-7	at San Diego	59,209
12/08	W	34-10	N.Y. Jets	54,621
12/15	L	6-12	at Dallas	64,578
12/21	W	23-22	at N.Y. Giants	65,387
AFC PLAYOFFS				
1/05	W	28-3	Pittsburgh	60,188
1/12	W	20-6	Jacksonville	60,190
SUPER BOWL XXXI (at New Orleans, La.)				
1/26	L	21-35	Green Bay	72,301

Team Statistics

	PATS	OPP				
TOTAL FIRST DOWNS	339	305				
Rushing	103	102				
Passing	206	178				
Penalty	30	25				
3rd Down: Made/Att	84/228	82/228				
3rd Down Pct.	36.8	36.0				
4th Down: Made/Att	19/34	12/22				
4th Down Pct.	55.9	54.5				
POSSESSION AVG.	30:11	29:49				
TOTAL NET YARDS	5369	5305				
Avg. Per Game	335.6	331.6				
Total Plays	1085	1063				
Avg. Per Play	4.9	5.0				
NET YARDS RUSHING	1468	1502				
Avg. Per Game	91.8	93.9				
Total Rushes	427	434				
NET YARDS PASSING	3901	3803				
Avg. Per Game	243.8	237.7				
Sacked/Yards Lost	30/190	33/252				
Gross Yards	4091	4055				
Att./Completions	628/374	596/322				
Completion Pct.	59.6	54.0				
Had Intercepted	15	23				
PUNTS/AVERAGE	64/43.2	82/42.5				
NET PUNTING AVG.	64/35.8	82/33.6				
PENALTIES/YARDS	97/716	139/1189				
FUMBLES/BALL LOST	25/12	23/11				
TOUCHDOWNS	48	34				
Rushing	15	14				
Passing	27	17				
Returns	6	3				
Score by Periods	1	2	3	4	OT	Total
Patriots	79	123	108	105	3	418
Opponents	59	105	75	74	-	313

SCORING	TD	Ru	Pa	Rt	PAT	FG	S	TP
Vinatieri	0	0	0	0	39/42	27/35	0	120
Martin	17	14	3	0			0	104
Coates	9	0	0	0			0	56
Glenn	6	0	0	0			0	36
Jefferson	4	0	4	0			0	24
Byars LG	2	0	2	0			0	14
Byars TM	2	0	2	0			0	14
Gash	2	0	0	2			0	14
McGinest	2	0	0	2			0	6
Bartrum	1	0	1	0			0	6
C. Brown	1	0	0	1			0	6
Bruschi	1	0	0	1			0	6
Grier	1	1	0	0			0	6
Law	1	0	0	1			0	6
McGgett	1	0	0	1			0	6
Patriots	48	15	27	6	39/42	27/35	1	418
Opponents	34	14	17	3	28/28	23/29	1	313

2-Pt. Conversions: Byars, Coates, Gash, Martin, Team 4-6, Opponents 5-6

RUSHING	NO	YDS	AVG	LG	TD
Martin	316	1152	3.6	57	14
McGgett	40	122	3.1	12	0
Grier	27	105	3.9	26	1
Glenn	5	42	8.4	26	0
Bledsoe	24	27	1.1	8	0
Gash	8	15	1.9	3	0
Jefferson	1	6	6.0	6	0
Byars LG	2	2	1.0	3	0
Byars TM	2	2	1.0	3	0
Zolak	4	-3	-7.0	0	0
Patriots	427	1468	3.4	57	15
Opponents	434	1502	3.5	36	14

RECEIVING	NO	YDS	AVG	LG	TD
Glenn	90	1132	12.6	37t	6
Coates	62	682	11.0	84t	9
Jefferson	50	771	15.4	42	4
Martin	46	333	7.2	41	3
McGgett	33	292	8.8	26	0
Gash	33	276	8.4	28	2
Byars LG	32	289	9.0	27	2
Byars TM	27	249	9.2	27	2
T. Brown	21	222	10.6	38	0
Graham	5	64	12.8	23	0
W. Moore	3	37	12.3	16	0
Burke	1	19	19.0	19	0
Grier	1	8	8.0	8	0
Jells	1	5	5.0	5	0
Bartrum	1	1	1.0	1t	1
Patriots	374	4091	10.9	84t	27
Opponents	322	4055	12.6	63t	17

INTERCEPTIONS	NO	YDS	AVG	LG	TD
Clay	4	50	12.5	35	0
Law	3	45	15.0	38t	1
Smith LG	2	20	10.0	11	0
Smith TM	2	20	10.0	11	0
Hitchcock	2	14	7.0	14	0
Milloy	2	14	7.0	14	0
Henderson	2	7	3.5	7	0
Reynolds	2	7	3.5	7	0
McGinest	1	46	46.0	46t	1
Ray	1	43	43.0	43	0
Collins	1	7	7.0	7	0
Slade	1	2	2.0	2	0
Johnson	1	0	0.0	0	0
Sabb	1	0	0.0	0	0
Patriots	23	255	11.1	46t	2
Opponents	15	191	12.7	60	1

PUNTING	NO	YDS	AVG	NET TB	IN20	LG	BLK
Tupa	63	2739	43.5	36.0	7	14	62
Vinatieri	1	27	27.0	27.0	0	1	27
Patriots	64	2766	43.2	35.8	7	15	62
Opponents	82	3483	42.5	33.6	7	18	58

PUNT RETURNS	NO	FC	YDS	AVG	LG	TD
McGgett	52	9	588	11.3	60t	1
Patriots	52	9	588	11.3	60t	1
Opponents	34	8	334	9.8	36	0

KICK RETURNS	NO	YDS	AVG	LG	TD
McGgett	34	781	23.0	54	0
T. Brown	29	634	21.9	51	0
Gisler	1	9	9.0	9	0
Patriots	64	1424	22.3	54	0
Opponents	81	1683	20.8	70	0

Sacks: McGinest 9.5, Slade 7.0, Bruschi 4.0, Sagapolutele 3.0, Jones 2.0, Eaton 1.0, Milloy 1.0, Ray 1.0, Smith 1.0, Wheeler 1.0, Wyman 1.0, Collons 0.5, McGrudder 0.5, Sabb 0.5. **Patriots 33.0, Opponents 30.0**

FIELD GOALS	1-19	20-29	30-39	40-49	50+
Vinatieri	1/1	9/10	8/8	8/14	1/2
Patriots	1/1	9/10	8/8	8/14	1/2
Opponents	0/0	10/10	10/11	2/6	1/2

Vinatieri: (25G)(42G,45N,25N,47B)(47N,31G)(23G,30G,29G,44N,41G,40G)(22G,35G,50G)(24G,35G,29G,43N)(44G,36G)(40G,32G,54N) (30G)(40N)(26G,22G)(47G)(19G,41G)(21G,30G)(40G)

Opponents: (34G)(33G,37N)(42N,27G)(21G,48N,24G)(21G,35G,38G)(33G)(45N,39G)(48N,26G,32G)(52N,28G,47G)(42G,50G)(27G)(23G,36G,35G,29G)(30G,27G)

Starters: Offense: WR Shawn Jefferson (15), Dietrich Jells (1); LT Bruce Armstrong (16); LG William Roberts (16); C Dave Wohlbaugh (16); RG Todd Rucci (12), Bob Kratch (4); RT Max Lane (16); TE Ben Coates (15), John Burke (1); QB Terry Glenn (15), Will Moore (1); QB Drew Bledsoe (16); RB Curtis Martin (15), David McGgett (1); FB Sam Gash (9), Keith Byars (1); 3rd TE K. Byars (4), J. Burke (1). **Defense:** LE Mike Jones (7), Ferric Collons (4), Willie McGinest (3), Chris Slade (2); LDT Mark Wheeler (14), M. Jones (2); RDT Pio Sagapolutele (10), Devin Wyman (4), F. Collons (1), M. Wheeler (1); RE W. McGinest (13), Mike Jones (3); LLB Todd Collins (5), Monty Brown (4), C. Slade (4), Dwayne Sabb (2); MLB Ted Johnson (15); RLB D. Sabb (5), T. Collins (4), M. Brown (3), C. Slade (3); LCB Ty Law (12), Ricky Reynolds (4); RCB Jimmy Hitchcock (5), R. Reynolds (5), Otis Smith (5), Willie Clay (1); SS Terry Ray (7), Lawyer Milloy (8); FS W. Clay (15), L. Milloy (1).

1996 Coaching Staff: Bill Belichick, Assistant Head Coach/Secondary, Maurice Carthon, Running Backs, Romeo Crennel, Defensive Line, Al Groh, Defensive Coordinator/ Linebackers, Fred Hoaglin, Offensive Line, Chris Palmer, Quarterbacks, Johnny Parker, Strength/ Conditioning, Ray Perkins, Offensive Coordinator, Mike Pope, Tight Ends, Dante Scarneccia, Defensive Asst./LBs, Mike Sweatman, Special Teams, Charlie Weis, Running Backs.

Pro Bowl (6): T. Bruce Armstrong (5), QB Drew Bledsoe (2), TE Ben Coates (3), RB Curtis Martin (2), RE Willie McGinest (1), KR David McGgett (1).

PASSING	ATT	CMP	YARDS	CMP%	YDS/ATT	TD	TD%	INT	INT%	LG	SK/YDS	RATING
Bledsoe	623	373	4086	59.9	6.56	27	4.3	15	2.4	84t	30/190	83.7
Tupa	2	0	0	0.0	0.00	0	0.0	0	0.0	0	0/0	39.6
Grier	1	0	0	0.0	0.00	0	0.0	0	0.0	0	0/0	39.6
McGgett	1	0	0	0.0	0.00	0	0.0	0	0.0	0	0/0	39.6
Zolak	1	1	5	100.0	5.00	0	0.0	0	0.0	5	0/0	87.5
Patriots	628	374	4091	59.6	6.51	27	4.3	15	2.4	84t	30/190	83.2
Opponents	596	322	4055	54.0	6.80	17	2.9	23	3.9	63t	33/252	68.9



1997 FINAL STATISTICS (10-6)

Head Coach: Pete Carroll • AFC East Division Champions • Home Stadium: Foxboro Stadium

DATE	W/L	SCORE	OPPONENT	ATTENDANCE
8/31	W	41-7	San Diego	60,190
9/07	W	31-6	at Indianapolis	53,632
9/14	W	27-24	N.Y. Jets OT	60,072
9/21	W	31-3	Chicago	59,873
9/28			BYE WEEK	
10/06	L	13-34	at Denver	75,821
10/12	W	33-6	Buffalo	59,802
10/19	L	19-24	at N.Y. Jets	71,061
10/27	L	10-28	Green Bay	59,972
11/02	L	18-23	at Minnesota	62,917
11/09	W	31-10	at Buffalo	65,783
11/16	L	7-27	at Tampa Bay	70,479
11/23	W	27-24	Miami	59,002
11/30	W	20-17	at Indianapolis	58,507
12/07	W	26-20	at Jacksonville	73,446
12/13	L	21-24	Pittsburgh OT	60,013
12/22	W	14-12	at Miami	74,379
AFC PLAYOFFS				
12/28	W	17-3	Miami	60,041
1/03	L	6-7	at Pittsburgh	61,228

Team Statistics

	PATS	OPP
TOTAL FIRST DOWNS	267	322
Rushing	71	114
Passing	173	183
Penalty	23	25
3rd Down: Made/Att	88/218	90/233
3rd Down Pct.	40.4	38.6
4th Down: Made/Att	3/13	16/30
4th Down Pct.	23.1	53.3
POSSESSION AVG.	28:08	31:52
TOTAL NET YARDS	5014	5085
Avg. Per Game	313.4	317.8
Total Plays	960	1100
Avg. Per Play	5.2	4.6
NET YARDS RUSHING	1464	1616
Avg. Per Game	91.5	101.0
Total Rushes	398	436
NET YARDS PASSING	3550	3469
Avg. Per Game	221.9	216.8
Sacked/Yards Lost	30/258	45/303
Gross Yards	3808	3772
Att./Completions	532/321	619/368
Completion Pct.	60.3	59.5
Had Intercepted	15	19
POINTS/AVERAGE	79/45.2	74/44.4
NET PUNTING AVG.	79/36.1	74/36.5
PENALTIES/YARDS	99/845	106/763
FUMBLES/BALL LOST	17/7	29/13
TOUCHDOWNS	42	33
Rushing	6	16
Passing	31	14
Returns	5	3

Score by Periods	1	2	3	4	OT	Total		
Patriots	82	126	61	97	3	369		
Opponents	60	39	89	98	3	289		
SCORING	TD	Ru	Pa	Rt	PAT	FG	S	TP
Vinateri	0	0	0	0	40/40	25/29	0	115
Coates	8	0	8	0			0	48
Brown	6	0	6	0			0	36
Martin	5	4	1	0			0	30
Byars	3	0	3	0			0	18
Gash	3	0	3	0			0	18
Purnell	3	0	3	0			0	18
Brisby	2	0	2	0			0	12
Glenn	2	0	2	0			0	12
Jefferson	2	0	2	0			0	12
Meggett	2	0	2	0			0	12
Zolak	1	0	0	1			0	6
Cullors	1	0	0	1			0	6
Grier	1	1	0	0			0	6
Hitchcock	1	0	0	1			0	6
Slade	1	0	0	1			0	6
Whigham	1	0	0	1			0	6
Patriots	42	6	31	5	40/40	25/29	1	369
Opponents	33	16	14	3	29/29	20/29	0	289

2-Pt. Conversions: Team 0-2, Opponents 1-4

RUSHING	NO	YDS	AVG	LG	TD
Martin	274	1160	4.2	70t	4
Cullors	22	101	4.6	24	0
Grier	33	75	2.3	12	1
Meggett	20	60	3.0	10	1
Bledsoe	28	55	2.0	8	0
Byars	11	24	2.2	5	0
Gash	6	10	1.7	4	0
Zolak	3	-3	-1.0	-1	0
Brown	1	-18	-18.0	-18	0
Patriots	398	1464	3.7	70t	6
Opponents	436	1616	3.7	34	16

RECEIVING	NO	YDS	AVG	LG	TD
Coates	66	737	11.2	35	8
Jefferson	54	841	15.6	76	2
Brown	41	607	14.8	67	6
Martin	41	296	7.2	22	1
Glenn	27	431	16.0	50	2
Brisby	23	276	12.0	31	2
Gash	22	154	7.0	19	3
Byars	20	189	9.5	51	3
Meggett	19	203	10.7	49t	1
Purnell	5	57	11.4	20t	3
Cullors	2	8	4.0	6	0
Jells	1	9	9.0	9	0
Patriots	321	3808	11.9	76	31
Opponents	368	3772	10.3	51	14

INTERCEPTIONS	NO	YDS	AVG	LG	TD
Clay	6	109	18.2	53t	1
Law	3	70	23.3	40	0
Milloy	3	15	5.0	15	0
Hitchcock	2	104	52.0	100t	1
Whigham	2	60	30.0	60t	1
Moore	2	7	3.5	7	0
Slade	1	1	1.0	1t	1
Patriots	19	366	19.3	100t	4
Opponents	15	213	14.2	45	2

PUNTING	NO	YDS	AVG	NET TB	IN20	LG	BLK
Tupa	78	3569	45.8	36.1	14	24	73
Patriots	78	3569	45.8	36.1	14	24	73
Opponents	74	3288	44.4	36.5	6	17	66

PUNT RETURNS	NO	FC	YDS	AVG	LG	TD
Meggett	45	8	467	10.4	47	0
Patriots	45	8	467	10.4	47	0
Opponents	38	11	437	11.5	26	0

KICK RETURNS	NO	YDS	AVG	LG	TD
Meggett	33	816	24.7	61	0
Cullors	15	386	25.7	86t	1
Canty	4	115	28.8	63	0
Coates	1	20	20.0	20	0
Patriots	53	1337	25.2	86t	1
Opponents	75	1651	22.0	92t	1

Sacks: Slade 9.0, Thomas 7.0, Bruschi 4.0, Johnson 4.0, Jones 4.0, Wheeler 4.0, Canty 2.0, McGinest 2.0, Whigham 2.0, Collins 1.5, Eaton 1.0, Israel 1.0, McGruder 1.0, Law 0.5; Patriots 45.0, Opponents 30.0.

FIELD GOALS	1-19	20-29	30-39	40-49	50+
Vinateri	0/0	11/11	7/9	6/8	1/1
Team	0/0	11/11	7/9	6/8	1/1
Opponents	0/0	7/8	7/10	5/8	1/3

Vinateri:(21G, 26G) (21G) (33G,34G) (27G) (26G,49G) (20G,23G,41G,52G) (24G) (38G) (22G,25G) (42G,42N, 45N) () (36G,27G,30N) (32G,48G) (44G,41G, 33G,39G,32N) ()

Opponents:() (45G,38G) (27G,29B) (38G) (21G,48N,33G) (34N) (35N,35G,68N,36N) () (24G,23G,41G) (23G) (44G,44G) (25G) (24G,42N) (44N) (36G,34G,31G) (50G,41G,51N)

Starters: Offense: WR Shawn Jefferson (14); LT Bruce Armstrong (16); LG Max Lane (15), Heath Irwin (1); C Dave Whilbaugh (14), Mike Gisler (2); RG Todd Ruccl (16); RT Zeffross Moss (15), M. Lane (1); TE Ben Coates (16); QB Drew Bledsoe (16); RB Curtis Martin (13), David Meggett (2), Derrick Cullors (1); FB Keith Byars (8), Sam Gash (5); 3rd WR Vincent Brisby (3); 2nd TE Lovett Purnell (2).

Defense: LE Chris Sullivan (7), Ferric Collons (5), Mike Jones (4); LDT Mark Wheeler (14), Chad Eaton (1), M. Jones (1); RDT Henry Thomas (16); RE Willie McGinest (11), C. Sullivan (3), M. Jones (2); LLB Chris Slade (16); MLB Ted Johnson (16); RLB Todd Collins (15), Tedy Bruschi (1); LCB Ty Law (16); RCB Jimmy Hitchcock (15), Chris Canty (1); SS Lawyer Milloy (16); FS Willie Clay (16).

1997 Coaching Staff: Paul Boudreau, Offensive Line, Jeff Davidson, Tight Ends, Ray Hamilton, Defensive Line, Larry Kennan, Offensive Coordinator, Ron Lynn, Defensive Backs, Johnny Parker, Strength/ Conditioning, Andre Patterson, Defensive Assistant, Bo Pelini, Linebackers, Dante Scarnecchia, Special Teams, Steve Sidwell, Defensive Coordinator, Carl Smith, Asst. Head Coach/Quarterbacks, Steve Walters, Wide Receivers, Kirby Wilson, Running Backs.

Pro Bowl (5): T Bruce Armstrong (6), QB Drew Bledsoe (3), TE Ben Coates (4), LB Chris Slade (1), SpT Larry Whigham (1).

PASSING	ATT	CMP	YARDS	CMP%	YDS/ATT	TD	TD%	INT	INT%	LG	SK/YDS	RATING
Bledsoe	522	314	3706	60.2	7.10	28	5.4	15	2.9	76	30/258	87.7
Zolak	9	6	67	66.7	7.44	2	22.2	0	0.0	20t	0/0	128.2
Meggett	1	1	35	100.0	35.0	1	100.0	0	0.0	35t	0/0	158.3
Patriots	532	321	3808	60.3	7.16	31	5.8	15	2.8	76	30/258	89.9
Opponents	619	368	3772	59.5	6.09	14	2.3	19	3.1	51	45/303	71.8



1998 FINAL STATISTICS (9-7)

Head Coach: Pete Carroll • Fourth in AFC East (Wild Card Playoff Qualifier) • Home Stadium: Foxboro Stadium

DATE	W/L	SCORE	OPPONENT	ATTENDANCE
9/07	L	21-27	at Denver	74,745
9/13	W	29-6	Indianapolis	60,068
9/20	W	27-16	Tennessee	59,973
9/27			BYE WEEK	
10/04	W	30-27	at New Orleans	56,172
10/11	W	40-10	Kansas City	59,749
10/19	L	14-24	N.Y. Jets	60,062
10/25	L	9-12	at Miami OT	73,973
11/01	W	21-16	at Indianapolis	58,056
11/08	L	10-41	Atlanta	58,790
11/15	L	10-13	at Buffalo	72,020
11/23	W	26-23	Miami	58,729
11/29	W	25-21	Buffalo	58,304
12/06	W	23-9	at Pittsburgh	58,632
12/13	L	18-32	at St. Louis	48,946
12/20	W	24-21	San Francisco	59,153
12/27	L	10-31	at N.Y. Jets	74,302
AFC PLAYOFFS				
1/03	L	10-25	at Jacksonville	72,559

Team Statistics

	PATS	OPP
TOTAL FIRST DOWNS	281	305
Rushing	68	76
Passing	184	208
Penalty	29	21
3rd Down: Made/Att	90/237	98/230
3rd Down Pct.	38.0	42.6
4th Down: Made/Att	10/21	4/14
4th Down Pct.	47.6	28.6
POSSESSION AVG.	28:34	31:26
TOTAL NET YARDS	5140	5182
Avg. Per Game	321.3	323.9
Total Plays	999	1053
Avg. Per Play	5.1	4.9
NET YARDS RUSHING	1480	1547
Avg. Per Game	92.5	96.7
Total Rushes	403	447
NET YARDS PASSING	3660	3635
Avg. Per Game	228.8	227.2
Sacked/Yards Lost	40/344	36/222
Gross Yards	4004	3857
Att./Completions	556/295	570/336
Completion Pct.	53.1	58.9
Had Intercepted	17	24
PUNTS/AVERAGE	74/44.5	73/42.5
NET PUNTING AVG.	74/44.5	73/43.9
PENALTIES/YARDS	108/853	104/787
FUMBLES/BALL LOST	20/7	16/7
TOUCHDOWNS	35	36
Rushing	9	8
Passing	23	26
Returns	3	2

Score by Periods	1	2	3	4	OT	Total
Patriots	60	116	62	99	0	337
Opponents	64	111	67	84	3	329

SCORING	TD	Ru	Pa	Rt	PAT	FG	S	TP
Vinateri	0	0	0	0	32/32	31/39	0	127
Edwards	12	9	3	0	0	0	72	
Coates	6	0	0	0	0	0	36	
Glenn	3	0	3	0	0	0	18	
Simmons	3	0	3	0	0	0	18	
Brisby	2	0	2	0	0	0	12	
Jefferson	2	0	2	0	0	0	12	
Purnell	2	0	2	0	0	0	12	
Brown	1	0	1	0	0	0	6	
Cullors	1	0	1	0	0	0	6	
Law	1	0	0	1	0	0	6	
Milloy	1	0	0	1	0	0	6	
Thomas	1	0	0	1	0	0	6	
Patriots	35	9	23	3	32/32	31/39	0	337
Opponents	36	8	26	2	30/30	27/32	0	329

2-Pt. Conversions: Patriots 1-3, Opponents 1-6

RUSHING	NO	YDS	AVG	LG	TD
Edwards	291	1115	3.8	53	9
Shaw	48	236	4.9	71	0
Cullors	18	48	2.7	15	0
Bledsoe	28	44	1.6	10	0
Floyd	6	22	3.7	10	0
Jefferson	1	15	15.0	15	0
Carter	2	3	1.5	3	0
Zolak	5	0	0.0	4	0
Glenn	2	-1	-0.5	7	0
Tupa	2	-2	-1.0	-1	0
Patriots	403	1480	3.7	71	9
Opponents	447	1547	3.5	34t	8

RECEIVING	No	Yds	Avg	Lg	TD
Coates	67	668	10.0	33	6
Glenn	50	792	15.8	86t	3
Edwards	35	331	9.5	46	3
Jefferson	34	771	22.7	61t	2
Simmons	23	474	20.6	63t	3
Brown	23	346	15.0	52	1
Carter	18	166	9.2	49	0
Cullors	14	146	10.4	43	1
Purnell	12	92	7.7	22	2
Brisby	7	96	13.7	27	2
Shaw	6	30	5.0	11	0
Ellard	5	86	17.2	19	0
Floyd	1	6	6.0	6	0
Patriots	295	4054	13.6	86t	23
Opponents	336	3857	11.5	84t	26

INTERCEPTIONS	NO	YDS	AVG	LG	TD
Law	9	133	14.8	59t	1
Milloy	6	54	9.0	30t	1
Clay	3	19	6.3	19	0
Israel	3	13	4.3	12	0
Thomas	1	24	24.0	24t	1
Canty	1	12	12.0	12	0
Whigham	1	0	0.0	0	0
Patriots	24	255	10.6	59t	3
Opponents	17	197	11.6	36	0

PUNTING	NO	YDS	AVG	NET TB	IN20	LG	BLK
Tupa	74	3294	44.5	35.4	9	13	64
Patriots	74	3294	44.5	35.4	9	13	64
Opponents	73	3100	42.5	34.9	8	20	58

PUNT RETURNS	NO	FC	YDS	AVG	LG	TD
Brown	17	8	225	13.2	39	0
Canty	16	7	170	10.6	36	0
Clay	0	2	0	-	-	0
Patriots	33	17	395	12.0	39	0
Opponents	43	8	493	11.5	76	0

KICK RETURNS	NO	YDS	AVG	LG	TD
Cullors	45	1085	24.1	68	0
Canty	11	198	18.0	29	0
Sullivan	2	14	7.0	9	0
Bruschi	1	4	4.0	4	0
Eaton	1	13	13.0	13	0
Shaw	1	16	16.0	16	0
Whigham	1	0	0.0	0	0
Patriots	62	1330	21.5	68	0
Opponents	71	1335	18.8	37	0

Sacks: Thomas 6.5, Eaton 6.0, Slade 4.0, McGinest 3.5, Spires 3.0, Bruschi 2.0, Israel 2.0, Johnson 2.0, Mitchell 2.0, Sullivan 2.0, Canty 1.0, C. Carter 1.0, Milloy 1.0; Patriots 36.0, Opponents 40.0.

FIELD GOALS	1-19	20-29	30-39	40-49	50+
Vinateri	3/3	8/8	9/14	9/12	2/2
Patriots	3/3	8/8	9/14	9/12	2/2
Opponents	0/0	9/9	8/11	8/10	2/2

Vinateri: (39N, 37B) (19G,23G,52G, 42N) (43G,41G) (34G,49G,27G) (32G, 38G,27G,20G) (45N,41G,30G,36G) (40G) (39N,38G,39N) (25G,44G,45G, 24G) (44G,47N) (21G,29G,35G) (37G, 41G,55G,17G) (32N,35G) (19G)

Opponents: (53G,42G) (34G,26G, 45G) (21G,37G) (33G) (38B,23G) (48G, 38G,25G, 43G) (50G) (47B,40G,32G) (31G,20G,40N) (21G) (35N,34G,26G, 22G) (49G, 26G, 43G) (48G) (31B) (36G)

Starters: Offense: WR Shawn Jefferson (16); LT Bruce Armstrong (16); LG Max Lane (9), Damon Denson (4), Heath Irwin (3); C Dave Wohlabaugh (16); RG Todd Rucci (16); RT Zeffross Moss (14), M. Lane (2); TE Ben Coates (14), Lovett Purnell (2); WR Terry Glenn (9), Tony Simmons (6), Vincent Brisby (1); QB Drew Bledsoe (14), Scott Zolak (2); RB Robert Edwards (15), Harold Shaw (1); FB Tony Carter (7), Chris Floyd (2); 3rd TE Rod Rutledge (4), L Purnell (3).

Defense: DE Ferric Collons (13), Chris Sullivan (3); NT Chad Eaton (14), Mark Wheeler (1), Henry Thomas (1); DT H. Thomas (14), C. Sullivan (1), M. Wheeler (1); Elephant Willie McGinest (8), C. Sullivan (6), Brandon Mitchell (1), Greg Spires (1); SLB Chris Slade (15), Vernon Crawford (1); MLB Ted Johnson (13), Marty Moore (2), Todd Collins (1); WLB T. Collins (9), Tedy Bruschi (7); LCB Ty Law (16); RCB Chris Canty (9), Steve Israel (7); SS Lawyer Milloy (16); FS Willie Clay (16).

1998 Coaching Staff: Paul Boudreau, Offensive Line, Jeff Davidson, Asst. Offensive Line, Ray Hamilton, Defensive Line, Ron Lynn, Defensive Backs, Johnny Parker, Strength/ Conditioning, Bo Pelini, Linebackers, Jack Reilly, Quarterbacks, Dante Scarnecchia, Special Teams, Steve Sidwell, Defensive Coordinator, Carl Smith, Tight Ends, DeWayne Walker, Defensive Assistant - Secondary, Steve Walters, Wide Receivers, Kirby Wilson, Running Backs, Ernie Zampese, Offensive Coordinator.

Pro Bowl (3): TE Ben Coates (5), CB Ty Law (1), SS Lawyer Milloy (1).

PASSING	ATT	CMP	YARDS	CMP%	YDS/ATT	TD	TD%	INT	INT%	LG	SK/YDS	RATING
Bledsoe	481	263	3633	54.7	7.55	20	4.2	14	2.9	86t	36/295	80.9
Zolak	75	32	371	42.7	4.95	3	4.0	3	4.0	61t	4/49	54.9
Patriots	556	295	4004	53.1	7.20	23	4.1	17	3.1	86t	40/344	77.4
Opponents	570	336	3857	58.9	6.77	26	4.6	24	4.2	84t	36/222	77.1



1999 FINAL STATISTICS (8-8)

Head Coach: Pete Carroll • Tied for Fourth in AFC East • Home Stadium: Foxboro Stadium

DATE	W/L	SCORE	OPPONENT	ATTENDANCE
9/12	W	30-28	at N.Y. Jets	78,227
9/19	W	31-28	Indianapolis	59,640
9/26	W	16-14	N.Y. Giants	59,169
10/4	W	19-7	at Cleveland	72,368
10/10	L	14-16	at Kansas City	78,636
10/17	L	30-31	Miami	60,006
10/24	W	24-23	Denver	60,011
10/31	W	27-3	at Arizona	55,830
11/07			BYE WEEK	
11/15	L	17-24	N.Y. Jets	59,077
11/21	L	17-27	at Miami	74,295
11/28	L	7-17	at Buffalo	72,111
12/05	W	13-6	Dallas	58,444
12/12	L	15-20	at Indianapolis	56,975
12/19	L	9-24	at Philadelphia	65,475
12/26	L	10-13	Buffalo OT	55,014
1/02	W	20-3	Baltimore	50,263

Team Statistics

	PATS	OPP
TOTAL FIRST DOWNS	280	281
Rushing	72	106
Passing	184	154
Penalty	24	21
3rd Down: Made/Att	79/223	81/231
3rd Down Pct.	35.4	35.1
4th Down: Made/Att	4/13	5/18
4th Down Pct.	30.8	27.8
POSSESSION AVG.	28:49	31:11
TOTAL NET YARDS	5062	4808
Avg. Per Game	316.4	300.5
Total Plays	1021	1048
Avg. Per Play	5.0	4.6
NET YARDS RUSHING	1426	1795
Avg. Per Game	89.1	112.2
Total Rushes	425	486
NET YARDS PASSING	3636	3013
Avg. Per Game	227.3	188.3
Sacked/Yards Lost	56/349	42/268
Gross Yards	3985	3281
Att./Completions	540/305	520/293
Completion Pct.	56.5	56.3
Had Intercepted	21	16
PUNTS/AVERAGE	90/41.5	95/41.2
NET PUNTING AVG.	90/34.6	95/33.7
PENALTIES/YARDS	95/812	102/775
FUMBLES/BALL LOST	27/12	29/15
TOUCHDOWNS	32	30
Rushing	9	30
Passing	19	23
Returns	4	1

Score by Periods	1	2	3	4	OT	Total
Patriots	61	84	67	87	0	299
Opponents	70	101	56	54	3	284

SCORING	TD	Ru	Pa	Rt	PAT	FG	S	TP
Vinatieri	0	0	0	0	29/30	26/33	0	107
Allen	9	8	1	0	0	0	54	0
Jefferson	6	0	6	0	0	0	36	0
Glenn	4	0	4	0	0	0	24	0
Coates	2	0	2	0	0	0	12	0
Faulk	2	1	1	0	0	0	12	0
Simmons	2	0	2	0	0	0	12	0
Bartrum	1	0	1	0	0	0	6	0
Brown	1	0	1	0	0	0	6	0
Eaton	1	0	0	1	0	0	6	0
Katzenmoyer	1	0	0	1	0	0	6	0
Law	1	0	0	1	0	0	6	0
McGinest	1	0	0	1	0	0	6	0
Warren	1	0	1	0	0	0	6	0
Patriots	32	9	19	4	29/30	26/33	0	299
Opponents	30	6	23	1	27/27	25/30	1	284

2-PT. Conversions: Team 0-2, Opponents 0-3

RUSHING	NO	YDS	AVG	LG	TD
Allen	254	896	3.5	39	8
Faulk	67	227	3.4	43	1
Warren	35	120	3.4	18	0
Bledsoe	42	101	2.4	25	0
T. Carter	6	26	4.3	9	0
Shaw	9	23	2.6	12	0
L. Johnson	2	13	6.5	13	0
Floyd	6	12	2.0	6	0
Elilson	2	10	5.0	8	0
C. Carter	0	0	---	---	0
Friesz	2	-2	-1.0	-1	0
Patriots	425	1426	3.4	43	9
Opponents	486	1795	3.7	60	6

RECEIVING	NO	YDS	AVG	LG	TD
Glenn	69	1147	16.6	67	4
Jefferson	40	698	17.5	68	6
Brown	36	471	13.1	37	1
Coates	32	370	11.6	27	1
Warren	29	262	9.0	21	2
T. Carter	20	108	5.4	20	0
Simmons	19	276	14.5	58	2
Brisby	18	266	14.8	40	0
Allen	14	125	8.9	38	1
Faulk	12	98	8.2	19	1
Rutledge	7	66	9.4	13	0
Elilson	4	50	12.5	23	0
Shaw	2	31	15.5	29	0
Floyd	2	16	8.0	11	0
Bartrum	1	1	1.0	1	1
Patriots	305	3985	13.1	68	19
Opponents	293	3281	11.2	69	23

INTERCEPTIONS	NO	YDS	AVG	LG	TD
Milloy	4	17	4.3	17	0
Serwanga	3	2	0.7	2	0
C. Carter	3	13	4.3	8	0
Law	2	20	10.0	27	1
Katzenmoyer	1	57	57.0	57	1
Bruschi	1	1	1.0	1	0
Israel	1	0	0.0	0	0
Slade	1	0	0.0	0	0
Patriots	16	110	6.9	57	2
Opponents	21	299	14.2	84	1

PUNTING	NO	YDS	AVG	NET	TB	IN20	LG	BLK
L. Johnson	90	3735	41.5	34.6	14	23	58	0
Patriots	90	3735	41.5	34.6	14	23	58	0
Opponents	95	3914	41.2	33.7	11	20	65	1

PUNT RETURNS	NO	FC	YDS	AVG	LG	TD
Brown	38	13	405	10.7	52	0
Faulk	10	4	90	9.0	20	0
Patriots	48	17	495	10.3	52	0
Opponents	36	20	345	9.6	45	0

KICK RETURNS	NO	YDS	AVG	LG	TD
Faulk	39	943	24.2	95	0
Brown	8	271	33.9	54	0
Simmons	6	132	22.0	29	0
Jones	5	113	22.6	28	0
Warren	2	25	12.5	16	0
Elilson	1	13	13.0	13	0
Sullivan	1	1	1.0	1	0
Patriots	62	1498	24.2	95	0
Opponents	64	1441	22.5	58	0

Sacks: McGinest 9.0, Slade 4.5, Katzenmoyer 3.5, Eaton 3.0, Mitchell 3.0, Thomas 3.0, Whigham 3.0, Bruschi 2.0, Collins 2.0, T. Johnson 2.0, Milloy 2.0, C. Carter 1.0, Israel 1.0, Serwanga 1.0, Sullivan 1.0, Law 0.5, Spies 0.5, Team 42.0, Opponents 56.0

FIELD GOALS	1-19	20-29	30-39	40-49	50+
Vinatieri	1/1	14/14	5/7	5/9	1/2
Patriots	1/1	14/14	5/7	5/9	1/2
Opponents	2/2	11/11	5/6	6/8	1/3

Vinatieri: (33G, 21G, 23G) (26G) (38G, 19G, 41G) (22G, 21G, 42N) (48N, 32N) (41G, 39G, 34G) (28G) (22G) (26G) (41G, 23G) (28G, 28G, 26G) (23G, 43G, 56N, 46G) (44N, 38G, 33N, 44N) (25G, 51G)

Opponents: () () (41N) (38N) (22G, 41G, 23G) (20G, 33G, 45G, 45G, 41G, 53G) (40G, 28G, 30G, 59N) (24G) (26G) (19G, 23G) (28G) (20G, 43N, 34G) (28G, 31G) (43G, 51N) (39G, 23G) (19G)

Starters: Offense: WR Shawn Jefferson (16); LT Bruce Armstrong (16); LG Heath Irwin (13), Max Lane (3); C Damien Woody (16); RG Todd Rucci (14); M. Lane (2); RT Zefross Moss (13), M. Lane (2), Ed Ellis (1); TE Ben Coates (15), Rod Rutledge (1); WR Terry Glenn (13), Vincent Brisby (1), Troy Brown (1) Tony Simmons (1), QB Drew Bledsoe (16); RB Terry Allen (13), Kevin Faulk (2), Lamont Warren (1); FB Tony Carter (14); 3rd TE R. Rutledge (1); 2nd RB L. Warren (1).

Defense: DE Brandon Mitchell (16); NT Chad Eaton (16); DT Henry Thomas (16); Elephant Willie McGinest (16); SLB Chris Slade (16); MLB Andy Katzenmoyer (11), Ted Johnson (5); WLB Tedy Bruschi (14), Marty Moore (2); LCB Ty Law (13), Kato Serwanga (3); RCB Steve Israel (13), Tebucky Jones (2), Terry Billups (1); SS Lawyer Milloy (16); FS Chris Carter (15), Tony George (1).

1999 Coaching Staff: Jeff Davidson, Asst. Offensive Line, Ivan Fears, Wide Receivers, Ray Hamilton, Defensive Line, Ron Lynn, Defensive Backs, Johnny Parker, Strength/ Conditioning, Bo Pelini, Linebackers, Jack Reilly, Quarterbacks, Dante Scarneccia, Offensive Line, Brad Seely, Special Teams, Steve Sidwell, Defensive Coordinator, Carl Smith, Tight Ends, DeWayne Walker, Defensive Assistant - Secondary, Kirby Wilson, Running Backs, Ernie Zampese, Offensive Coordinator.

Pro Bowl (2): WR Terry Glenn (1), SS Lawyer Milloy (2).

PASSING	ATT	CMP	YARDS	CMP%	YDS/ATT	TD	TD%	INT	INT%	LG	SK/YDS	RATING
Bledsoe	539	305	3985	56.6	7.39	19	3.5	21	3.9	68	55/ 342	75.6
Brown	1	0	0	0.0	0.00	0	0.0	0	0.0	0	0/0	39.6
Warren	0	0	0	---	---	0	---	0	---	---	1/7	---
Patriots	540	305	3985	56.5	7.38	19	3.5	21	3.9	68	56/ 349	75.4
Opponents	520	293	3281	56.3	6.31	23	4.4	16	3.1	69	42/ 268	77.3



2000 FINAL STATISTICS (5-11)

Head Coach: Bill Belichick • Fifth in AFC East • Home Stadium: Foxboro Stadium

DATE	W/L	SCORE	OPPONENT	ATTENDANCE
9/03	L	16-21	Tampa Bay	60,292
9/11	L	19-20	at N.Y. Jets	77,687
9/17	L	13-21	Minnesota	60,292
9/24	L	3-10	at Miami	73,344
10/01	W	28-19	at Denver	75,684
10/08	W	24-16	Indianapolis	60,292
10/15	L	17-34	N.Y. Jets	60,292
10/22	L	23-30	at Indianapolis	56,828
10/29			BYE WEEK	
11/05	L	13-16	Buffalo	60,292
11/12	L	11-19	at Cleveland	72,618
11/19	W	16-13	Cincinnati	60,292
11/23	L	9-34	at Detroit	77,923
12/04	W	30-24	Kansas City	60,292
12/10	L	17-24	at Chicago	66,944
12/17	W	13-10	at Buffalo OT	47,230
12/24	L	24-27	Miami	60,292

Team Statistics

	PATS	OPP
TOTAL FIRST DOWNS	283	326
Rushing	80	108
Passing	172	184
Penalty	31	34
3rd Down: Made/Att	82/234	103/237
3rd Down Pct.	35.0	43.5
4th Down: Made/Att	13/26	9/10
4th Down Pct.	50.0	90.0
POSSESSION AVG.	28:56	31:04
TOTAL NET YARDS	4571	5353
Avg. Per Game	285.7	334.6
Total Plays	1037	1068
Avg. Per Play	4.4	5.0
NET YARDS RUSHING	1390	1831
Avg. Per Game	86.9	114.4
Total Rushes	424	495
NET YARDS PASSING	3181	3522
Avg. Per Game	198.8	220.1
Sacked/Yards Lost	48/280	29/172
Gross Yards	3461	3694
Att./Completion	565/328	544/321
Completion Pct.	58.1	59.0
Had Intercepted	15	10
PUNTS/AVERAGE	90/42.2	87/40.4
NET PUNTING AVG.	90/36.8	87/31.9
PENALTIES/YARDS	99/815	95/897
FUMBLES/BALL LOST	23/10	27/13
TOUCHDOWNS	28	38
Rushing	9	12
Passing	18	23
Returns	1	3

Score by Periods	1	2	3	4	OT	Total
Patriots	76	86	30	81	3	276
Opponents	53	122	52	108	3	338

SCORING	TD	Ru	Pa	Rt	PAT	FG	S	TP
Vinatieri	0	0	0	0	25/25	27/33	0	106
Glenn	0	0	6	0	0	0	36	
Faulk	5	4	1	0	0	0	32	
Brown	5	0	4	1	0	0	30	
Redmond	3	1	2	0	0	0	18	
Bjornson	2	0	2	0	0	0	12	
Bledsoe	2	2	0	0	0	0	12	
Carter	2	2	0	0	0	0	12	
Wiggins	1	0	1	0	0	0	6	
Rutledge	1	0	1	0	0	0	6	
Simmons	1	0	1	0	0	0	6	
Patriots	28	9	18	1	25/25	27/33	0	276
Opponents	38	12	23	3	34/34	24/32	1	338

2-PT. Conversions: Patriots 1-3 (Faulk), Opponents 1-4

RUSHING	NO	YDS	AVG	LG	TD
Faulk	164	570	3.5	18	4
Redmond	125	406	3.2	20	1
Bledsoe	47	158	3.4	16	2
Carter	37	90	2.4	9	2
Pass	18	58	3.2	11	0
Brown	6	46	7.7	35	0
Glenn	4	39	9.8	35	0
Shaw	9	12	1.3	5	0
Bishop	7	-1	-1.1	2	0
R. Harris	3	14	4.7	7	0
Floyd	2	-1	-5.0	0	0
L. Johnson	2	-1	-5.0	0	0

Patriots	424	1390	3.3	35	9
Opponents	495	1831	3.7	32	12

RECEIVING	No	Yds	Avg	Lg	TD
Brown	83	944	11.4	44t	4
Glenn	79	963	12.2	39t	6
Faulk	51	465	9.1	52t	1
Bjornson	20	152	7.6	19	2
Redmond	20	126	6.3	20	2
Wiggins	16	203	12.7	59	1
Rutledge	15	103	6.9	16	1
Simmons	14	231	16.5	46	1
Carter	9	73	8.1	21	0
Calloway	5	95	19.0	28	0
Jackson	5	44	8.8	13	0
Pass	4	17	4.3	15	0
S. Davis	2	12	6.0	9	0
Shaw	2	11	5.5	8	0
R. Harris	2	1	0.5	2	0
Floyd	1	21	21.0	21	0

Patriots	328	3461	10.6	59	18
Opponents	321	3694	11.5	81t	23

INTERCEPTIONS	NO	YDS	AVG	LG	TD
Law	2	32	16.0	32	0
Jones	2	20	10.0	20	0
Milloy	2	2	1.0	2	0
Smith	1	56	56.0	56	0
Langham	1	24	24.0	24	0
Thomas	1	16	16.0	16	0
A. Harris	1	11	11.0	11	0

Patriots	10	161	16.1	56	0
Opponents	15	208	13.9	101t	2

PUNTING	NO	YDS	AVG	NET BT	IN20	LG	BLK
L. Johnson	89	3798	42.7	36.8	5	31	62
Patriots	90	3798	42.2	36.8	5	31	62
Opponents	87	3513	40.4	31.9	9	23	62

PUNT RETURNS	NO	FC	YDS	AVG	LG	TD
Brown	39	19	504	12.9	66t	1
Faulk	6	3	58	9.7	35	0

Patriots	45	22	562	12.5	66t	1
Opponents	43	21	384	8.9	66t	0

Sacks: McGinest 6.0, Spikes 6.0, Thomas 4.5, Slade 4.0, Eaton 2.5, Servanga 2.0, Hamilton 1.5, Bruschi 1.0, A. Harris 1.0, T. Johnson 0.5, **Patriots 29.0, Opponents 48.0**

KICK RETURNS	NO	YDS	AVG	LG	TD
Faulk	38	816	21.5	40	0
Jackson	13	323	24.8	47	0
Simmons	4	82	20.5	39	0
Brown	2	15	7.5	9	0
Bruschi	2	13	6.5	7	0
S. Davis	2	45	22.5	32	0
Carter	1	16	16.0	16	0
Hamilton	1	0	0.0	0	0
Redmond	1	25	25.0	25	0

Patriots	64	1335	20.9	47	0
Opponents	62	1350	21.8	87t	1

FIELD GOALS	1-9	20-29	30-39	40-49	50+
Vinatieri	0/0	11/13	8/9	7/8	1/3
Patriots	0/0	11/13	8/9	7/8	1/3
Opponents	1/1	5/7	11/13	7/11	0/0

Vinatieri: (30G, 55N) (32G, 35G, 30G, 33G, 29N) (44N) (40G, 53N) (21G) (23G) (27G, 26G, 28G) (48G, 43G) (38G) (38G, 21G, 22G) (24G, 47G, 43G) (48G, 53G, 37N, 27G) (40G) (22G, 27N, 24G) (33G)

Opponents: (0/0) (43G) (20G, 43N) (33G, 33G, 34G) (38G, 46N, 27G) (36G) (19G, 48G, 32G) (39G) (43G, 35G, 35G) (28G, 30N, 45G) (31G, 36G) (42G) (24G, 47N) (25G, 23B, 30B) (47G, 47N, 28N, 49G)

Starters: Offense: WR Troy Brown (15); LT Bruce Armstrong (16); LG Joe Andruzzi (11), Adrian Klemm (3), Derrick Fletcher (2); C Damien Woody (16); RG Sale Isala (14), Max Lane (2); RT Grant Williams (8), Greg Robinson-Randall (4), M. Lane (3), A. Klemm (1); TE Rod Rutledge (10), Eric Bjornson (6); WR Terry Glenn (16); QB Drew Bledsoe (16); RB Kevin Faulk (9), J.R. Redmond (5), Patrick Pass (2); FB Tony Carter (6); 2nd TE Jermaine Wiggins (2), R. Rutledge (1), Chris Eitzmann (1); 3rd WR Chris Calloway (2) Curtis Jackson (2), Tony Simmons (2), Shockmain Davis (1).

Defense: DE/OLB Willie McGinest (14), Brandon Mitchell (1), Greg Spikes (1); DE B. Mitchell (8), Garrett Johnson (2), Chad Eaton (1), G. Spikes (1), Henry Thomas (1); NT C. Eaton (12), H. Thomas (4); RDE Bobby Hamilton (16), SLB Chris Slade (15); ILB Ted Johnson (11), Rob Holmberg (4), Andy Katzenmoyer (1); WLB Tedy Bruschi (16); 4th LB A. Katzenmoyer (2), R. Holmberg (1); LCB Ty Law (15), Antonio Langham (1); RCB Otis Smith (12), A. Langham (4); SS Lawyer Milloy (16), FS Tebucky Jones (9), Larry Whigham (4), O. Smith (2), A. Langham (1); 5th DB A. Langham (1).

2000 Coaching Staff: Ned Burke, Coaching Assistant; Brian Daboll, Coaching Assistant; Jeff Davidson, Assistant Offensive Line; Ivan Fears, Wide Receivers; Mark Jackson, coaching assistant; Pepper Johnson, Assistant Linebackers; Eric Mangini, Defensive Backs; Randy Melvin, Defensive Line; Markus Paul, Assistant Strength and Conditioning; Dick Rehbein, Quarterbacks; Rob Ryan, Linebackers; Dante Scarnecchia, Assistant Head Coach/Offensive Line; Brad Seely, Special Teams; DeWayne Walker, Defensive Assistant; Charlie Weis, Offensive Coordinator/Running Backs; Mike Woicik, Strength and Conditioning.

Pro Bowl (0)

PASSING	ATT	CMP	YARDS	CMP%	YDS/ATT	TD	INT	INT%	LG	SK/YDS	RATING	
Bledsoe	531	312	3291	58.8	6.20	17	3.2	13	2.4	59	45/264	77.3
Friesz	21	11	66	52.4	3.14	0	0.0	1	4.8	17	3/16	39.0
Bishop	9	3	80	33.3	8.89	1	11.1	1	11.1	44t	0/0	64.4
Brady	3	1	6	33.3	2.00	0	0.0	0	0.0	6	0/0	42.4
L. Johnson	1	1	18	100.0	18.00	0	0.0	0	0.0	18	0/0	118.8
Patriots	565	328	3461	58.1	6.13	18	3.2	15	2.7	59	48/280	75.5
Opponents	544	321	3694	59.0	6.79	23	4.2	10	1.8	81t	29/172	86.0



2001 FINAL STATISTICS (11-5)

Head Coach: Bill Belichick • AFC East Division Champions • Home Stadium: Foxboro Stadium

DATE	W/L	SCORE	OPPONENT	ATTENDANCE
9/09	L	17-23	at Cincinnati	51,521
9/23	L	3-10	N.Y. Jets	60,292
9/30	W	44-13	Indianapolis	60,292
10/07	L	10-30	at Miami	73,024
10/14	W	29-26	San Diego OT	60,292
10/21	W	38-17	at Indianapolis	56,022
10/28	L	20-31	at Denver	74,750
11/04	W	24-10	at Atlanta	45,572
11/11	W	21-11	Buffalo	60,292
11/18	L	17-24	St. Louis	60,292
11/25	W	34-17	New Orleans	60,292
12/02	W	17-16	at N.Y. Jets	78,712
12/09	W	27-16	Cleveland	60,292
12/16	W	12-9	Buffalo OT	45,527
12/22	W	20-13	Miami	60,292
BYE WEEK				
1/06	W	38-6	at Carolina	71,907
AFC PLAYOFFS				
1/19	W	16-13	Oakland OT	60,292
1/27	W	24-17	at Pittsburgh	64,704
SUPER BOWL XXXVI (at New Orleans, La.)				
2/03	W	20-17	St. Louis	72,922

Team Statistics

	PATS	OPP
TOTAL FIRST DOWNS	292	303
Rushing	101	99
Passing	163	171
Penalty	28	33
3rd Down: Made/Att	91/221	80/215
3rd Down Pct.	41.2	37.2
4th Down: Made/Att	7/17	5/15
4th Down Pct.	41.2	33.3
POSSESSION AVG.	30:48	29:12
TOTAL NET YARDS	4882	5352
Avg. Per Game	305.1	334.5
Total Plays	1001	1016
Avg. Per Play	4.9	5.3
NET YARDS RUSHING	1793	1855
Avg. Per Game	112.1	115.9
Total Rushes	473	429
NET YARDS PASSING	3089	3497
Avg. Per Game	193.1	218.6
Sacked/Yards Lost	46/237	41/234
Gross Yards	3326	3731
Att./Completions	482/306	546/299
Completion Pct.	63.5	54.8
Had Intercepted	15	22
PUNTS/AVERAGE	74/41.1	73/39.5
NET PUNTING AVG.	74/38.1	73/31.6
PENALTIES/YARDS	92/802	93/839
FUMBLES/BALL LOST	29/13	23/13
TOUCHDOWNS	43	26
Rushing	15	7
Passing	21	15
Returns	7	4

Score by Periods	1	2	3	4	OT	Total
Patriots	74	133	58	100	6	372
Opponents	54	51	94	73	0	271

SCORING	TD	Ru	Pa	Rt	PAT	FG	S	TP
Vinateri	0	0	0	0	41/42	24/30	0	113
A. Smith	13	12	1	0	0	0	0	78
Brown	7	0	5	2	0	0	0	42
Pattens	5	1	4	0	0	0	0	30
Wiggins	4	0	4	0	0	0	0	24
M. Edwards	3	1	2	0	0	0	0	18
Faulk	3	1	2	0	0	0	0	18
Law	2	0	0	2	0	0	0	12
O. Smith	2	0	0	2	0	0	0	12
Buckley	1	0	0	1	0	0	0	6
Glenn	1	0	0	1	0	0	0	6
C. Johnson	1	0	0	1	0	0	0	6
Pass	1	0	0	1	0	0	0	6
Patriots	43	15	21	7	41/42	24/30	0	371
Opponents	26	7	15	4	22/22	30/41	0	272

2-PT. Conversions: Patriots 0-1, Opponents 2-4

PASSING	ATT	CMP	YARDS	CMP%	YDS/ATT	TD	TD%	INT	INT%	LG	SK/YDS	RATING
Brady	413	264	2843	63.9	6.88	18	4.4	12	2.9	58	41/216	86.5
Bledsoe	66	40	400	60.6	6.06	2	3.0	2	3.0	58	5/21	75.3
Pattens	2	1	60	50.0	30.00	1	50.0	1	50.0	60	0/0	95.8
Faulk	1	1	23	100.0	23.00	0	0.0	0	0.0	23	0/0	118.8
Patriots	482	306	3326	63.5	6.90	21	4.4	15	3.1	61	46/237	85.3
Opponents	546	299	3731	54.8	6.83	15	2.7	22	4.0	68	41/234	68.6

RUSHING	NO	YDS	AVG	LG	TD
A. Smith	287	1157	4.0	44	12
Faulk	41	169	4.1	24	1
M. Edwards	51	141	2.8	14	1
Redmond	35	119	3.4	16	0
Brown	11	91	8.3	31	0
Pattens	5	67	13.4	29	1
Brady	36	43	1.2	12	0
Bledsoe	5	18	3.6	8	0
Pass	1	7	7.0	7	0
L. Johnson	1	-19	-19.0	-19	0
Patriots	473	1793	3.8	44	15
Opponents	429	1855	4.3	58	7

RECEIVING	NO	YDS	AVG	LG	TD
Brown	101	1199	11.9	60	5
Pattens	51	749	14.7	91	4
Faulk	30	189	6.3	28	2
M. Edwards	25	166	6.6	17	2
A. Smith	19	192	10.1	41	1
Glenn	14	204	14.6	23	1
Wiggins	14	133	9.5	31	4
C. Johnson	14	111	7.9	24	1
Redmond	13	132	10.2	17	0
Pass	6	66	11.0	23	1
Rutledge	5	35	7.0	9	0
Small	4	29	7.3	11	0
Emanuel	4	25	6.3	16	0
Coleman	2	50	25.0	46	0
Brady	2	16	8.0	12	0
Jackson	1	23	23.0	23	0
Cox	1	7	7.0	7	0
Patriots	306	3326	10.9	91	21
Opponents	299	3731	12.5	68	15

INTERCEPTIONS	NO	YDS	AVG	LG	TD
O. Smith	5	181	36.2	78	2
Law	3	91	30.3	46	2
Buckley	3	76	25.3	52	1
Vrabel	2	27	13.5	15	0
Milloy	2	21	10.5	21	0
Bruschi	2	7	3.5	4	0
Pleasant	2	0	0.0	0	0
Phifer	1	14	14.0	14	0
Stevens	1	9	9.0	9	0
T. Jones	1	-4	-4.0	-4	0
Patriots	22	422	19.2	78	5
Opponents	15	273	18.2	49	2

PUNTING	NO	YDS	AVG	NET TB	INT	LG	BLK
Walter	49	1964	40.1	38.1	2	54	0
L. Johnson	24	1045	43.5	38.3	3	76	0
Vinateri	1	33	33.0	33.0	0	1	33
Patriots	74	3042	41.1	38.1	5	28	76
Opponents	73	2885	39.5	31.6	7	18	61

PUNT RETURNS	NO	FC	YDS	AVG	LG	TD
Brown	29	15	413	14.2	85	2
Faulk	4	0	27	6.8	10	0
Patriots	33	15	440	13.3	85	2
Opponents	26	17	124	4.8	26	0

Sacks: Hamilton 7.0, McGinest 6.0, Pleasant 6.0, Milloy 3.0, Seymour 3.0, Vrabel 3.0, Bruschi 2.0, Phifer 2.0, O. Smith 2.0, Buckley 1.0, T. Jones 1.0, Law 1.0, Mitchell 1.0, Parker 1.0, **Patriots 41.0, Opponents 46.0**

KICK RETURNS	NO	YDS	AVG	LG	TD
Faulk	33	662	20.1	42	0
Pass	10	222	22.2	33	0
Kelly	7	123	17.6	28	0
Jackson	2	30	15.0	19	0
Pattens	2	44	22.0	24	0
Redmond	2	57	28.5	30	0
Brown	1	13	13.0	13	0
Bruschi	1	10	10.0	10	0
M. Edwards	1	23	23.0	23	0
Patriots	59	1184	20.1	42	0
Opponents	75	1658	22.1	64	0

FIELD GOALS	1-9	20-29	30-39	40-49	50+
Vinateri	1/1	8/8	7/8	7/12	1/1
Patriots	1/1	8/8	7/8	7/12	1/1
Opponents	2/2	11/12	8/9	7/14	2/4

Vinateri: (39G)(24G)(47G, 48G, 35G)(37G)(26G, 44N, 23G, 44G)(43G)(24G, 44G)(48G)(43N, 45N) (33G) (46N)(28G)(54G, 38G, 39N, 48N) (40G, 32G, 25G, 23G)(32G, 23G)(19G)

Opponents: (36G, 47G, 33G)(26G)(0)(19G, 34G, 27G) (21G, 36N, 27G, 59N)(46B, 42G, 25B, 42G, 24G)(50G) (58N, 49N, 20G)(24G, 49N)(42N, 35G) (48N, 43B, 31G) (19G, 40G, 50G)(27G, 39G, 22G) (43N, 41G, 25G, 41G)(36G, 36G)(29G, 40G)

Starters: Offense: WR Troy Brown (13), Charles Johnson (1), David Patten (1); LT Matt Light (12), Grant Williams (4); LG Mike Compton (15), Damien Woody (1); C D. Woody (14), M. Compton (1), Grey Ruegamer (1); RG Joe Andruzzi (16); RT Greg Robinson-Randall (16); TE Rod Rutledge (13), Jermaine Wiggins (3); WR D. Patten (13), Bert Emanuel (1); QB Tom Brady (14), Drew Bledsoe (2); RB Antowain Smith (15), Kevin Faulk (1); FB Marc Edwards (13); 2nd TE J. Wiggins (3), R. Rutledge (1); 3rd WR C. Johnson (3); T. Glenn (1).

Defense: DE Bobby Hamilton (15), Willie McGinest (1); NT/DT Brandon Mitchell (11), Richard Seymour (3), Jace Saylor (1); DE/DT Anthony Pleasant (9), R. Seymour (7); OLB/DE A. Pleasant (7), Mike Vrabel (6), W. McGinest (3); ILB/OLB Bryan Cox (7), M. Vrabel (6), W. McGinest (1); ILB/MLB Tedy Bruschi (9), Ted Johnson (5); OLB Roman Phifer (16); LCB Ty Law (16); RCB Otis Smith (15), Terrell Buckley (1); SS Lawyer Milloy (16); FS Tebucky Jones (12), Matt Stevens (3); 5th DB Terrence Shaw (4), Antwan Harris (1); 6th DB M. Stevens (1).

2001 Coaching Staff: Bud Burke, Coaching Assistant; Romeo Crennel, Defensive Coordinator, Brian Daboll, Coaching Assistant; Jeff Davidson, Assistant Offensive Line; Ivan Fears, Wide Receivers; Pepper Johnson, Inside Linebackers; Eric Mangini, Defensive Backs; Randy Melvin, Defensive Line; Markus Paul, Assistant Strength and Conditioning; Rob Ryan, Outside Linebackers; Dante Scarnecchia, Assistant Head Coach/Offensive Line; Brad Seely, Special Teams; Charlie Weis, Offensive Coordinator/Running Backs; Mike Woicik, Strength and Conditioning.

Pro Bowl (4): QB Tom Brady (1), WR Troy Brown (1), CB Ty Law (2), S Lawyer Milloy (3).



2002 FINAL STATISTICS (9-7)

Head Coach: Bill Belichick • Second in AFC East • Home Stadium: Gillette Stadium

DATE	W/L	SCORE	OPPONENT	ATTENDANCE
9/09	W	30-14	Pittsburgh	68,436
9/15	W	44-7	at N.Y. Jets	78,726
9/22	W	41-38	Kansas City OT	68,436
9/29	L	14-21	at San Diego	66,463
10/06	L	13-26	at Miami	73,369
10/13	L	10-28	Green Bay	68,436
			BYE WEEK	
10/27	L	16-24	Denver	68,436
11/03	W	38-7	at Buffalo	73,448
11/10	W	33-30	at Chicago	63,105
11/17	L	20-27	at Oakland	62,552
11/24	W	24-17	Minnesota	68,436
11/28	W	20-12	at Detroit	62,109
12/08	W	27-17	Buffalo	68,436
12/16	L	7-24	at Tennessee	68,809
12/22	L	17-30	N.Y. Jets	68,436
12/29	W	27-24	Miami OT	68,436

Team Statistics

	PATS	OPP
TOTAL FIRST DOWNS	304	315
Rushing	99	129
Passing	164	158
Penalty	21	28
3rd Down: Made/Att	94/220	95/221
3rd Down Pct.	42.7	43.0
4th Down: Made/Att	9/20	10/16
4th Down Pct.	45.0	62.5
POSSESSION AVG.	29:11	30:49
TOTAL NET YARDS	5085	5377
Avg. Per Game	317.8	336.1
Total Plays	1031	1032
Avg. Per Play	4.9	5.2
NET YARDS RUSHING	1508	2198
Avg. Per Game	94.3	137.4
Total Rushes	395	467
NET YARDS PASSING	3577	3179
Avg. Per Game	223.6	198.7
Sacked/Yards Lost	31/190	34/199
Gross Yards	3767	3378
Att./Completions	605/374	531/314
Completion Pct.	61.8	59.1
Had Intercepted	14	18
PUNTS/AVERAGE	71/38.4	68/39.4
NET PUNTING	71/33.3	68/32.4
PENALTIES/YARDS	108/895	99/928
FUMBLES/BALL LOST	24/10	21/11
TOUCHDOWNS	43	41
Rushing	9	17
Passing	28	23
Returns	6	1

Score by Periods	1	2	3	4	OT	Total
Patriots	65	95	99	116	6	381
Opponents	57	120	93	76	0	346

SCORING	TD	Ru	Pa	Rt	PAT	FG	S	TP
Vinatieri	0	0	0	0	36/36	27/30	0	117
A. Smith	8	6	2	0	0	0	0	50
Fauria	7	0	7	0	0	0	0	44
Faulk	7	2	3	2	0	0	0	42
Patten	5	0	5	0	0	0	0	30
Brown	3	0	3	0	0	0	0	20
Branch	2	0	2	0	0	0	0	12
Bruschi	2	0	0	2	0	0	0	12
D. Hayes	2	0	2	0	0	0	0	12
Brady	1	1	0	0	0	0	0	6
Cleeland	1	1	0	0	0	0	0	6
Givens	1	0	1	0	0	0	0	6
Graham	1	0	1	0	0	0	0	6
V. Green	1	0	0	1	0	0	0	6
T. Jones	1	0	0	1	0	0	0	6
Vrabel	1	0	1	0	0	0	0	6
Patriots	43	9	28	6	36/36	27/30	0	381
Opponents	41	17	23	1	40/41	20/34	0	346

2-PT. Conversions: Patriots 3-7, Opponents 0-0

PASSING	ATT	CMP	YARDS	CMP%	YDS/ATT	TD	TD%	INT	INT%	LG	SK/YDS	RATING
Brady	601	373	3764	62.1	6.26	28	4.7	14	2.3	49t	31/190	85.7
Davey	2	1	3	50.0	1.50	0	0.0	0	0.0	3	0/0	56.3
Faulk	1	0	0	0.0	0.00	0	0.0	0	0.0	0	0/0	39.6
Patten	1	0	0	0.0	0.00	0	0.0	0	0.0	0	0/0	39.6
Patriots	605	374	3767	61.8	6.23	28	4.6	14	2.3	49t	31/190	85.3
Opponents	531	314	3378	59.1	6.36	23	4.3	18	3.4	52t	34/199	78.2

RUSHING	NO	YDS	AVG	LG	TD
A. Smith	252	982	3.9	42t	6
Faulk	52	271	5.2	45t	2
Brady	42	110	2.6	15	1
Edwards	31	96	3.1	17	0
Pass	4	27	6.8	13	0
Brown	3	14	4.7	21	0
Patten	2	6	3.0	7	0
Huard	1	4	4.0	4	0
Redmond	4	2	0.5	5	0
Branch	2	0	0.0	4	0
Davey	2	-4	-2.0	-2	0
Patriots	395	1508	3.8	45t	9
Opponents	467	2198	4.7	58t	17

RECEIVING	NO	YDS	AVG	LG	TD
Brown	97	890	9.2	38	3
Patten	61	824	13.5	39	5
Branch	43	489	11.4	49t	2
Faulk	37	379	10.2	36t	3
A. Smith	31	243	7.8	35	2
Fauria	27	253	9.4	33	7
Edwards	23	196	8.5	27	0
Cleeland	16	112	7.0	22	1
Graham	15	150	10.0	31	1
D. Hayes	12	133	11.1	40t	2
Givens	9	92	10.2	30	1
Redmond	2	5	2.5	3	0
Vrabel	1	1	1.0	1t	1
Patriots	374	3767	10.1	49t	28
Opponents	314	3378	10.8	52t	23

INTERCEPTIONS	NO	YDS	AVG	LG	TD
Buckley	4	50	12.5	39	0
Law	4	33	8.3	29	0
Bruschi	2	75	37.5	48t	2
O. Smith	2	21	10.5	22	0
V. Green	1	90	90.0	90t	1
Seymour	1	6	6.0	6	0
McGinest	1	2	2.0	2	0
Hamilton	1	0	0.0	0	0
T. Jones	1	0	0.0	0	0
Vrabel	1	0	0.0	0	0
Patriots	18	277	15.4	90t	3
Opponents	14	177	12.6	46	1

PUNTING	NO	YDS	AVG	NET TB	IN20	LG	BLK	
Walter	70	2723	38.9	33.3	9	19	55	1
Patriots	71	2723	38.4	33.3	9	19	55	1
Opponents	68	2680	39.4	32.4	9	15	62	0

PUNT RETURNS	NO	FC	YDS	AVG	LG	TD
Brown	24	10	175	7.3	27	0
Faulk	8	4	65	8.1	16	0
Branch	2	0	58	29.0	40	0
Patriots	34	14	298	8.8	40	0
Opponents	24	18	181	7.5	34	0

Sacks: McGinest 5.5, Seymour 5.5, Bruschi 4.5, Vrabel 4.5, Pleasant 3.0, J. Green 2.5, Hamilton 2.0, Johnson 1.5, T. Jones 1.5, Holsey 1.0, Law 1.0, Phifer 0.5, **Patriots 34.0, Opponents 31.0**

KICK RETURNS	NO	YDS	AVG	LG	TD
Branch	36	863	24.0	63	0
Faulk	26	725	27.9	87t	2
Pass	7	123	17.6	28	0
Edwards	3	27	9.0	15	0
Bruschi	1	11	11.0	11	0
J. Green	1	10	10.0	10	0
Redmond	1	12	12.0	12	0
Patriots	75	1771	23.6	87t	2
Opponents	73	1493	20.5	57	0

FIELD GOALS	1-19	20-29	30-39	40-49	50+
Vinatieri	0/0	6/6	12/12	8/10	1/2
Patriots	0/0	6/6	12/12	8/10	1/2
Opponents	1/1	6/7	8/10	5/14	0/2

Vinatieri: (45G, 28G, 27G) (28G, 31G, 40G) (37G, 35G) (41N) (32G) (26G) (46G) (57G, 31G, 42G, 25G) (36G, 31G, 52N) (34G) (31G, 29G) (39G, 46G, 43N) (49G) (41G, 36G, 43G, 35G)

Opponents: (39N) (139G) (50B) (45N, 40G, 33G) (42N) (48N, 19G, 39N) (50N, 25N, 45N) (39G, 40G, 32G) (39G, 49B, 28G) (43B, 38G, 41N) (23G, 45G, 39G, 46G) (26G) (45N, 28G) (39G, 23G, 43G) (47N, 28G)

Starters: Offense: WR Troy Brown (13), Deion Branch (2), Donald Hayes (1); LT Matt Light (16); LG Mike Compton (15), Joe Andruzzi (1); C Damien Woody (13), Grey Ruegamer (2), M. Compton (1); RG J. Andruzzi (12), D. Woody (2), Adrian Klemm (1), Stephen Neal (1); RT Kenyatta Jones (11), Greg Randall (3), A. Klemm (2); TE Christian Fauria (13), Daniel Graham (2), Cameron Cleeland (1); WR David Patten (14); QB Tom Brady (16); RB Antowain Smith (15); FB Marc Edwards (11); 2nd TE D. Graham (4); 3rd WR D. Branch (5).

Defense: DE Bobby Hamilton (9), Willie McGinest (7); DT/NT B. Hamilton (6), Steve Martin (5), Richard Seymour (3), Rick Lyle (2); DT/DE R. Seymour (3), Anthony Pleasant (2), W. McGinest (1); DE/OLB A. Pleasant (9), Jarvis Green (4), Mike Vrabel (3); OLB/ILB M. Vrabel (10), Tedy Bruschi (3), W. McGinest (1); MLB/ILB Ted Johnson (11), T. Bruschi (5); OLB/OLB Roman Phifer (14), T. Bruschi (1), W. McGinest (1); LCB Ty Law (16); RCB Otis Smith (13), Terrell Buckley (2), Leonard Myers (1); SS Lawyer Milloy (16); FS Tebucky Jones (12), Victor Green (4); 5th Defensive Back V. Green (2)

2002 Coaching Staff: Romeo Crennel, Defensive Coordinator/Defensive Line; Brian Daboll, Wide Receivers; Jeff Davidson, Assistant Offensive Line/Tight Ends; Ivan Fears, Running Backs; Pepper Johnson, Inside Linebackers; Eric Mangini, Defensive Backs; Markus Paul, Assistant Strength and Conditioning; Rob Ryan, Outside Linebackers; Dante Scarnecchia, Assistant Head Coach/Offensive Line; Brad Seely, Special Teams; Charlie Weis, Offensive Coordinator/Quarterbacks; Mike Woicik, Strength and Conditioning.

Pro Bowl (6): SpT Larry Izzo (2); CB Ty Law (3), S Lawyer Milloy (4), DT Richard Seymour (1), K Adam Vinatieri (1), C Damien Woody (1).



2003 FINAL STATISTICS (14-2)

Head Coach: Bill Belichick • AFC East Division Champions • Home Stadium: Gillette Stadium

DATE	W/L	SCORE	OPPONENT	ATTENDANCE
9/07	L	0-31	at Buffalo	73,262
9/14	W	31-10	at Philadelphia	67,624
9/21	W	23-16	N.Y. Jets	68,436
9/28	L	17-20	at Washington	83,632
10/05	W	38-30	Tennessee	68,436
10/12	W	17-6	N.Y. Giants	68,436
10/19	W	19-13	at Miami OT	73,650
10/26	W	9-3	Cleveland	68,436
11/03	W	30-26	at Denver	68,436
BYE WEEK				
11/16	W	12-0	Dallas	68,436
11/23	W	23-20	at Houston OT	70,719
11/30	W	38-34	at Indianapolis	57,102
12/07	W	12-0	Miami	68,436
12/14	W	27-13	Jacksonville	68,436
12/20	W	21-16	at N.Y. Jets	77,835
12/27	W	31-0	at Buffalo	68,436
AFC PLAYOFFS				
1/10	W	17-14	Tennessee	68,436
1/18	W	24-14	at Indianapolis	68,436
SUPER BOWL XXXVIII (at Houston, Texas)				
2/01	W	32-29	at Carolina	71,525

Team Statistics

	PATS	OPP
TOTAL FIRST DOWNS	294	293
Rushing	91	91
Passing	177	177
Penalty	26	25
3rd Down: Made/Att	84/227	81/235
3rd Down Pct.	37.0	34.5
4th Down: Made/Att	6/14	6/16
4th Down Pct.	42.9	37.5
POSSESSION AVG.	30:50	29:10
TOTAL NET YARDS	5039	4666
Avg. Per Game	314.9	291.6
Total Plays	1042	1060
Avg. Per Play	4.8	4.4
NET YARDS RUSHING	1607	1434
Avg. Per Game	100.4	89.6
Total Rushes	473	401
NET YARDS PASSING	3432	3232
Avg. Per Game	214.5	202.0
Sacked/Yards Lost	32/219	41/253
Gross Yards	3651	3485
Att./Completions	537/320	618/328
Completion Pct.	59.6	53.1
Had Intercepted	13	29
PUNTS/AVERAGE	88/37.1	90/40.6
NET PUNTING YARDS	88/33.5	90/34.4
PENALTIES/YARDS	111/998	107/845
FUMBLES/BALL LOST	25/11	31/12
TOUCHDOWNS	39	23
Rushing	9	10
Passing	23	11
Returns	7	2
Score by Periods	1 2 3 4	0 1 2 3 4
Patriots	80 83 79 97	9 3 48
Opponents	42 73 51 72	0 238
SCORING	TD Ru Pa Rt PAT FG S TP	TD Ru Pa Rt PAT FG S TP
Vinateri	0 0 0 0 0 0 0 0	0 0 0 0 0 0 0 0
Givens	6 0 0 0 0 0 0 0	0 0 0 0 0 0 0 0
Cloud	5 5 0 0 0 0 0 0	0 0 0 0 0 0 0 0
T. Brown	4 0 0 0 0 0 0 0	0 0 0 0 0 0 0 0
Graham	4 0 0 0 0 0 0 0	0 0 0 0 0 0 0 0
Branch	3 0 0 0 0 0 0 0	0 0 0 0 0 0 0 0
B. Johnson	3 0 0 0 0 0 0 0	0 0 0 0 0 0 0 0
Smith	3 0 0 0 0 0 0 0	0 0 0 0 0 0 0 0
Bruschi	2 0 0 0 0 0 0 0	0 0 0 0 0 0 0 0
Fauria	2 0 0 0 0 0 0 0	0 0 0 0 0 0 0 0
Brady	1 1 0 0 0 0 0 0	0 0 0 0 0 0 0 0
Centers	1 0 0 0 0 0 0 0	0 0 0 0 0 0 0 0
Chatham	1 0 0 0 0 0 0 0	0 0 0 0 0 0 0 0
Law	1 0 0 0 0 0 0 0	0 0 0 0 0 0 0 0
McGinest	1 0 0 0 0 0 0 0	0 0 0 0 0 0 0 0
Samuel	1 0 0 0 0 0 0 0	0 0 0 0 0 0 0 0
Ward	1 0 0 0 0 0 0 0	0 0 0 0 0 0 0 0
Patriots	39 9 23 7 37/38 25/34 1 348	
Opponents	23 10 11 2 21/21 25/35 1 238	

RUSHING	NO	YDS	AVG	LG	TD
Smith	182	642	3.5	30	3
Faulk	178	638	3.6	23	0
Cloud	27	118	4.4	42	5
Centers	21	82	3.9	13	0
Brady	42	63	1.5	11	1
T. Brown	6	27	4.5	11	0
Pass	6	27	4.5	11	0
Branch	1	11	11.0	11	0
Klecko	2	5	2.5	5	0
Patten	1	4	4.0	4	0
McCrary	3	3	1.0	4	0
Walter	2	0	0.0	0	0
Huard	1	-1	-1.0	-1	0
B. Johnson	1	-12	-12.0	-12	0
Patriots	473	1607	3.4	42	9
Opponents	401	1434	3.6	23	10

RECEIVING	NO	YDS	AVG	LG	TD
Branch	57	803	14.1	68	3
Faulk	48	440	9.2	27	0
T. Brown	40	472	11.8	82	4
Graham	38	409	10.8	38	4
Givens	34	510	15.0	57	6
Fauria	28	285	10.2	28	2
Centers	19	106	5.6	14	1
B. Johnson	16	209	13.1	45	2
Smith	14	92	6.6	16	0
Patten	9	140	15.6	42	0
Ward	7	106	15.1	31	1
Pass	4	21	5.3	11	0
Stokes	2	38	19.0	31	0
McCrary	2	12	6.0	9	0
Cloud	1	8	8.0	9	0
Andruzzi	1	0	0.0	0	0
Patriots	320	3651	11.4	82	23
Opponents	328	3485	10.6	67	11

INTERCEPTIONS	NO	YDS	AVG	LG	TD
Law	6	112	18.7	65	1
Poole	6	81	13.5	44	0
Wilson	4	18	4.5	10	0
Bruschi	3	26	8.7	18	2
Harrison	3	0	0.0	2	0
Samuel	2	55	27.5	55	1
Vrabel	2	18	9.0	14	0
Morris	1	33	33.0	33	0
McGinest	1	15	15.0	15	1
Izzo	1	0	0.0	0	0
Patriots	29	358	12.3	65	5
Opponents	13	122	9.4	37	1

PUNTING	NO	YDS	AVG	NET TB	IN20	LG	BLK
Walter	76	2865	37.7	33.6	3	25	52
Barnard	10	365	36.5	32.5	1	4	49
Brady	1	36	36.0	36.0	0	1	36
Patriots	88	3296	37.1	33.5	4	30	52
Opponents	90	3658	40.6	34.4	5	21	0

Sacks: Vrabel 9.5, Seymour 8.0, McGinest 5.5, Harrison 3.0, Bruschi 2.0, Colvin 2.0, Green 2.0, Washington 2.0, Chatham 1.5, Klecko 1.5, Banta-Cain 1.0, Cherry 1.0, Pleasant 1.0, Warren 1.0, Patriots 41.0, Opponents 32.0

PUNT RETURNS	NO	FC	YDS	AVG	LG	TD
T. Brown	29	13	293	10.1	23	0
Poole	11	3	75	6.8	18	0
Faulk	5	6	66	13.2	19	0
Branch	4	1	26	6.5	11	0
B. Johnson	1	0	2	2.0	2	0
Ward	0	2	0	---	---	0
Patriots	50	25	462	9.2	23	0
Opponents	38	11	240	6.3	57	1

KICK RETURNS	NO	YDS	AVG	LG	TD
B. Johnson	30	847	28.2	92	1
Pass	11	254	23.1	36	0
Faulk	10	207	20.7	30	0
Cloud	2	38	19.0	19	0
Givens	2	31	15.5	20	0
Klecko	2	20	10.0	10	0
Vrabel	2	22	11.0	14	0
Bruschi	1	9	9.0	9	0
Patriots	60	1428	23.8	92	1
Opponents	77	1623	21.1	75	0

FIELD GOALS	1-19	20-29	30-39	40-49	50+
Vinateri	0/0	16/17	4/8	5/8	0/1
Patriots	0/0	16/17	4/8	5/8	0/1
Opponents	1/1	8/8	8/11	7/14	1/1

Vinateri: (1) (27G) (24G, 22G, 47G) (23G 46N) (34N, 39N, 48G) (42N, 28G) (25G, 30G) (27G, 48N, 28G, 38G) (40G, 46G, 28G) (23G, 26G) (21G, 38N, 32G, 37B, 28G) (43G) (29G, 54N) (22G, 31G) (1) (24N, 24G)

Opponents: (44G) (57G) (41G, 39G, 30G, 42N) (38G, 29G, 48B) (48G, 43G, 46N, 33G, 37G, 41G) (22G, 47N, 49N, 34G) (23G, 34G, 35B, 35N) (29G) (44N, 43G) (1) (19G, 31G) (40G, 29G) (1) (24G, 23G, 34N) (29G) (40N)

STARTERS

Offense: WR Troy Brown (10), David Givens (3), Bethel Johnson (3); LT Matt Light (16); LG Damien Woody (12), Mike Compton (2), Joe Andruzzi (1), Russ Hochstein (1); C Dan Koppin (15), Damien Woody (1); RG Joe Andruzzi (15), Damien Woody (1); RT Tom Ashworth (13), Adrian Klemm (3); TE Christian Fauria (13), Daniel Graham (3); WR Deion Branch (9), David Patten (5); QB Tom Brady (16); RB Kevin Faulk (8), Antowain Smith (6), Michael Cloud (1); FB Larry Centers (3), Fred McCrary (3); 3rd WR Deion Branch (2), David Givens (2), Bethel Johnson (1); 4th WR Bethel Johnson (1); 2nd TE Daniel Graham (5).

Defense: LE Bobby Hamilton (16); DT/NT Ted Washington (10), Ty Warren (4), Rick Lyle (1), Dan Klecko (1); DT/RE Richard Seymour (14), Jarvis Green (2); DE/OLB Willie McGinest (9), Jarvis Green (5), Roosevelt Colvin (2); OLB/ILB Roman Phifer (12), Willie McGinest (2), Ted Johnson (2); MLB/ILB Tedy Bruschi (16); OLB/OLB Mike Brady (9), Matt Chatham (4), Roman Phifer (3); LCB Ty Law (14), Tyrone Poole (1), Asante Samuel (1); RCB Tyrone Poole (15), Ty Law (1); SS Rodney Harrison (16); FS Eugene Wilson (15), Antwan Harris (1).

2003 Coaching Staff: Romeo Crennel, Defensive Coordinator/Offensive Line; Brian Daboll, Wide Receivers; Jeff Davidson, Assistant Offensive Line/Tight Ends; Ivan Fears, Running Backs; John Hufnagel, Quarterbacks; Pepper Johnson, Inside Linebackers; Eric Mangini, Defensive Backs; Markus Paul, Assistant Strength and Conditioning; Bob Ryan, Outside Linebackers; Dante Scarnecchia, Assistant Head Coach/Offensive Line; Brad Seely, Special Teams; Charlie Weis, Offensive Coordinator; Mike Woicik, Strength and Conditioning.

Pro Bowl (3): CB Ty Law (4), LB Willie McGinest (2), DL Richard Seymour (2).

PASSING	ATT	CMP	YARDS	CMP%	YDS/ATT	TD	TD%	INT	INT%	LG	SK/YDS	RATING
Brady	527	317	3620	60.2	6.87	23	4.4	12	2.3	82	32/219	85.9
Davey	7	3	31	42.9	4.43	0	0.0	0	0.0	16	0/0	56.3
Faulk	1	0	0	0.0	0.0	0	0.0	0	0.0	0	0/0	39.6
Givens	1	0	0	0.0	0.0	0	0.0	1	100.0	0	0/0	0.0
Huard	1	0	0	0.0	0.0	0	0.0	0	0.0	0	0/0	39.6
Patriots	537	320	3651	59.6	6.80	23	4.3	13	2.4	82	32/219	84.3
Opponents	618	328	3485	53.1	5.64	11	1.8	29	4.7	67	41/253	56.2



2004 FINAL STATISTICS (14-2)

Head Coach: Bill Belichick • AFC East Division Champions • Home Stadium: Gillette Stadium

DATE	W/L	SCORE	OPPONENT	ATTENDANCE
09/09	W	27-24	Indianapolis	68,756
09/19	W	23-12	at Arizona	51,557
BYE WEEK				
10/03	W	31-17	at Buffalo	72,698
10/10	W	24-10	Miami	68,756
10/17	W	30-20	Seattle	68,756
10/24	W	13-7	N.Y. Jets	68,756
10/31	L	20-34	at Pittsburgh	64,737
11/07	W	40-22	at St. Louis	66,107
11/14	W	29-6	Buffalo	68,756
11/22	W	27-19	at Kansas City	78,431
11/28	W	24-3	Baltimore	68,756
12/05	W	42-15	at Cleveland	73,028
12/12	W	35-28	Cincinnati	68,756
12/20	L	28-29	at Miami	73,629
12/26	W	23-7	at N.Y. Jets	77,975
1/02	W	21-7	San Francisco	68,756
AFC PLAYOFFS				
1/16	W	20-3	Indianapolis	68,756
1/23	W	41-27	at Pittsburgh	65,242
SUPER BOWL XXXIX (at Jacksonville, Fla.)				
2/06	W	24-21	Philadelphia	78,125

Team Statistics

	PATS	OPP
TOTAL FIRST DOWNS	344	290
Rushing	120	83
Passing	193	177
Penalty	31	30
3rd Down: Made/Att	93/206	81/209
3rd Down Pct.	45.1	38.8
4th Down: Made/Att	4/10	13/30
4th Down Pct.	40.0	43.3
POSSESSION AVG.	31:22	28:38
TOTAL NET YARDS	5722	4972
Avg. Per Game	357.6	310.8
Total Plays	1035	988
Avg. Per Play	5.5	5.0
NET YARDS RUSHING	2134	1572
Avg. Per Game	133.4	98.3
Total Rushes	524	405
NET YARDS PASSING	3588	3400
Avg. Per Game	224.3	212.5
Sacked/Yards Lost	26/162	45/311
Gross Yards	3750	3711
Att./Completions	485/293	538/315
Completion Pct.	60.4	58.6
Had Intercepted	14	20
POINTS/AVERAGE	56/42.9	69/41.5
NET PUNTING AVG.	56/33.7	69/36.8
PENALTIES/YARDS	101/822	118/1014
FUMBLES/BALL LOST	24/13	31/16
TOUCHDOWNS	49	31
Rushing	15	9
Passing	29	18
Returns	5	4

Score by Periods	1	2	3	4	OT	Total
Patriots	87	159	102	89	0	437
Opponents	55	94	45	66	0	260

SCORING	TD	Ru	Pa	Rt	PAT	FG	S	TP
Vinateri	0	0	0	0	48/48	31/33	0	141
Dillon	13	12	1	0			0	80
Graham	7	0	7	0			0	42
Patten	7	0	7	0			0	42
Branch	4	0	4	0			0	24
Faulk	3	2	1	0			0	18
Givens	3	0	3	0			0	18
Fauria	2	0	2	0			0	12
B. Johnson	2	0	1	1			0	12
Vrabel	2	0	2	0			0	12
Abdullah	1	1	0	0			0	6
Brown	1	0	1	0			0	6
Gay	1	0	0	1			0	6
Green	1	0	0	1			0	6
Samuel	1	0	0	1			0	6
Seymour	1	0	0	1			0	6
Patriots	49	15	29	5	48/48	31/33	0	437
Opponents	31	9	18	4	23/23	15/18	0	260

2-PT. Conversions: Patriots 1-1 (Dillon), Opp. 3-8

RUSHING	NO	YDS	AVG	LG	TD
Dillon	345	1635	4.7	44	12
Faulk	54	255	4.7	20	2
Pass	39	141	3.6	19	0
Cobbs	22	50	2.3	13	0
Brady	43	28	0.7	10	0
Abdullah	13	13	1.0	5	1
B. Johnson	2	8	4.0	11	0
Patten	1	5	5.0	5	0
Izzo	1	0	0.0	0	0
Davey	4	-1	-0.2	3	0
Patriots	524	2134	4.1	44	15
Opponents	405	1572	3.9	34	9

RECEIVING	NO	YDS	AVG	LG	TD
Givens	56	874	15.6	50	3
Patten	44	800	18.2	48	7
Branch	35	454	13.0	26	4
Graham	30	364	12.1	48	7
Pass	28	215	7.7	22	0
Faulk	26	248	9.5	31	1
Brown	17	184	10.8	22	1
Fauria	16	195	12.2	25	2
Dillon	15	103	6.9	20	1
B. Johnson	10	174	17.4	48	1
Weaver	8	93	11.6	25	0
Klecko	3	18	6.0	11	0
Watson	2	16	8.0	14	0
Vrabel	2	3	1.5	21	2
Abdullah	1	9	9.0	9	0
Patriots	293	3750	12.8	50	29
Opponents	315	3711	11.8	65	18

INTERCEPTIONS	NO	YDS	AVG	LG	TD
Wilson	4	51	12.8	24	0
Bruschi	3	70	23.3	36	0
Brown	3	22	7.3	17	0
Gay	2	23	11.5	13	0
Harrison	2	12	6.0	12	0
Samuel	1	34	34.0	34	1
McGinest	1	27	27.0	27	0
Phifer	1	26	26.0	26	0
Poole	1	21	21.0	21	0
Banta-Cain	1	4	4.0	4	0
Law	1	0	0.0	0	0
Patriots	20	290	14.5	36	1
Opponents	14	242	17.3	65	1

PUNTING	NO	YDS	AVG	NET TB	IN20	LG	BLK
Jo. Miller	56	2350	42.0	33.7	5	19	69 0
Patriots	56	2350	42.0	33.7	5	19	69 0
Opponents	69	2886	41.5	36.8	5	21	63 0

Sacks: McGinest 9.5, Vrabel 5.5, Colvin 5.0, Seymour 5.0, Green 4.0, Bruschi 3.5, Warren 3.5, Harrison 3.0, Wilfork 2.0, Banta-Cain 1.5, Phifer 1.5, T. Johnson 1.0.
Patriots 45.0, Opponents 26.0

PUNT RETURNS	NO	FC	YDS	AVG	LG	TD
Faulk	20	11	133	6.7	16	0
Brown	12	3	83	6.9	23	0
B. Johnson	4	1	8	2.0	6	0
Poole	2	0	6	3.0	6	0
Branch	1	0	0	0.0	0	0
Gay	1	0	0	0.0	0	0
Patriots	40	15	230	5.8	23	0
Opponents	31	7	365	11.8	71	1

KICK RETURNS	NO	YDS	AVG	LG	TD
B. Johnson	41	1016	24.8	93	1
Pass	6	115	19.2	24	0
Faulk	4	73	18.3	24	0
Kasper	3	61	20.3	21	0
Banta-Cain	1	21	21.0	21	0
Patten	1	16	16.0	16	0
Patriots	56	1302	23.3	93	1
Opponents	86	2003	23.3	98	1

FIELD GOALS	1-19	20-29	30-39	40-49	50+
Vinateri	0/0	13/13	7/7	11/12	0/1
Patriots	0/0	13/13	7/7	11/12	0/1
Opponents	1/1	5/5	5/6	2/3	2/3

Vinateri: (32G, 43G) (29G, 28G, 24G) (42G) (40G, 47N) (40G, 39G, 30G) (41G, 27G) (43G, 25G) (43G, 31G, 45G, 36G) (27G, 24G, 20G, 45G, 37G) (37G, 28G) (28G, 40G, 48G) (0/0) (28G, 29G, 50N, 26G) (0)

Opponents: (32G, 46N) (51G, 52G, 58N) (33G) (29G) (33G, 40G, 28G, 31G) (119G, 29G) (0) (44G, 24G) (22G) (0) (30G) (0) (39N)

STARTERS
Offense: WR Deion Branch (9), David Patten (6), Bethel Johnson (1); LT Matt Light (16); LG Joe Andruzzi (14), Russ Hochstein (2); C Dan Koppin (16); RG Stephen Neal (14), Joe Andruzzi (2); RT Brandon Gorin (10) Tom Ashworth (6); TE Daniel Graham (14), Christian Fauria (2); WR David Givens (11), David Patten (3); QB Tom Brady (16); RB Corey Dillon (14), Kevin Faulk (1); FB Patrick Pass (4), Dan Klecko (2); 3rd WR David Patten (2), David Givens (1); 2nd TE Christian Fauria (8), Benjamin Watson (1); 3rd TE Jed Weaver (1).

Defense: LE Ty Warren (16); NT Keith Traylor (10), Vince Wilfork (6); RE Richard Seymour (15), Jarvis Green (1); OLB Willie McGinest (16); ILB Ted Johnson (15), Roman Phifer (1); ILB Tedy Bruschi (16); OLB Mike Vrabel (15), Roosevelt Colvin (1); LCB Ty Law (7), Asante Samuel (3), Eugene Wilson (3), Earthwind Moreland (2), Randall Gay (1); RCB Randall Gay (7), Asante Samuel (5), Tyrone Poole (4); SS Rodney Harrison (16); FS Eugene Wilson (11), Don Davis (2), Dexter Reid (2), Randall Gay (1).

2004 Coaching Staff: Romeo Crennel, Defensive Coordinator; Brian Daboll, Wide Receivers; Jeff Davidson, Assistant Offensive Line/Tight Ends; Ivan Fears, Running Backs; Pepper Johnson, Defensive Line; Eric Mangini, Defensive Backs; Josh McDaniels, Quarterbacks; Matt Patricia, Coaching Assistant; Mark Paul, Assistant Strength and Conditioning; Dean Pees, Linebackers; Dante Scarnecchia, Assistant Head Coach/Offensive Line; Brad Seely, Special Teams; Cory Undlin, Coaching Assistant; Charlie Weis, Offensive Coordinator; Mike Woick, Strength and Conditioning.

Pro Bowl (5): QB Tom Brady (2), LB Tedy Bruschi (1), SpT Larry Izzo (3), DL Richard Seymour (3), K Adam Vinateri (2).

PASSING	ATT	CMP	YARDS	CMP%	YDS/ATT	TD	TD%	INT	INT%	LG	SK/YDS	RATING
Brady	474	288	3692	60.8	7.79	28	5.9	14	3.0	50	26/162	92.6
Davey	10	4	54	40.0	5.40	0	0.0	0	0.0	20	0/0	57.9
Vinateri	1	1	4	100.0	4.00	1	100.0	0	0.0	41	0/0	122.9
Patriots	485	293	3750	60.4	7.73	29	6.0	14	2.9	50	26/162	92.5
Opponents	538	315	3711	58.6	6.90	18	3.3	20	3.7	65	45/311	75.3



2005 FINAL STATISTICS (10-6)

Head Coach: Bill Belichick • AFC East Division Champions • Home Stadium: Gillette Stadium

DATE	W/L	SCORE	OPPONENT	ATTENDANCE
09/08	W	30-20	Oakland	68,756
09/18	L	17-27	at Carolina	73,528
09/25	W	23-20	at Pittsburgh	64,888
10/02	L	17-41	San Diego	68,756
10/09	W	31-28	at Atlanta	71,079
10/16	L	20-28	Denver	76,571
BYE WEEK				
10/30	W	21-16	Buffalo	68,756
11/07	L	21-40	Indianapolis	68,756
11/13	W	23-16	at Miami	73,405
11/20	W	24-17	New Orleans	68,756
11/27	L	16-26	at Kansas City	78,025
12/04	W	16-3	N.Y. Jets	68,756
12/11	W	35-7	at Buffalo	71,810
12/17	W	28-0	Tampa Bay	68,756
12/26	W	31-21	at N.Y. Jets	77,569
1/01	L	26-28	Miami	68,756

AFC PLAYOFFS

1/07	W	28-3	Jacksonville	68,756
1/14	L	13-27	at Denver	76,238

Team Statistics

	PATS	OPP
TOTAL FIRST DOWNS	334	306
Rushing	101	94
Passing	204	179
Penalty	29	33
3rd Down: Made/Att	93/221	92/219
3rd Down Pct.	42.1	42.0
4th Down: Made/Att	13/17	3/9
4th Down Pct.	76.5	33.3
POSSESSION AVG.	30:19	29:41
TOTAL NET YARDS	5632	5283
Avg. Per Game	352.0	330.2
Total Plays	1031	997
Avg. Per Play	5.5	5.3
NET YARDS RUSHING	1512	1580
Avg. Per Game	94.5	98.8
Total Rushes	439	437
NET YARDS PASSING	4120	3703
Avg. Per Game	257.5	231.4
Sacked/Yards Lost	28/202	33/223
Gross Yards	4322	3926
Att./Completions	564/352	527/296
Completion Pct.	62.4	56.2
Had Intercepted	15	10
PUNTS/AVERAGE	77/44.6	81/43.7
NET PUNTING AVG.	77/38.3	81/37.8
PENALTIES/YARDS	110/92.1	132/106.8
FUMBLES/BALL LOST	19/9	13/8
TOUCHDOWNS	46	38
Rushing	16	11
Passing	28	25
Returns	2	2

Score by Periods

	1	2	3	4	OT	TOTAL
Patriots	90	74	97	118	0	379
Opponents	55	117	56	110	0	338

SCORING

	TD	Ru	Pa	Rt	PAT	Fg	S	TP
Vinateri	0	0	0	0	40/41	20/25	0	100
Dillon	13	12	1	0				78
Branch	5	0	5	0				30
Watson	4	0	4	0				24
Vrabel	4	0	3	1				24
Pass	3	3	0	0				18
Dwight	3	0	3	0				18
Graham	3	0	3	0				18
Givens	2	0	2	0				12
Fauria	2	0	2	0				12
T. Brown	2	0	2	0				12
Brady	1	1	0	0				6
Ashworth	1	0	1	0				6
Sanders	1	0	1	0				6
Johnson	1	0	1	0				6
A. Davis	1	0	1	0				6
Evans	0	0	0	0				1
Flutie	0	0	0	0	1/1	0/0		2
Patriots	46	16	28	2	41/42	20/25	1	379
Opponents	38	11	25	2	34/34	24/30	1	338

2-Pt. Conversions: Patriots 1-4 (Evans), Opponents 1-4

PASSING	ATT	CMP	YARDS	CMP%	YDS/ATT	TD	TD%	INT	INT%	LG	SK/YDS	RATING
Brady	530	334	4110	63.0	7.75	26	4.9	14	2.6	71	26/188	92.3
Cassel	24	13	183	54.2	7.63	2	8.3	1	4.2	36	1/1	89.4
Flutie	10	5	29	50.0	2.90	0	0.0	0	0.0	13	1/13	56.3
Patriots	564	352	4322	62.4	7.66	28	5.0	15	2.7	71	28/202	91.5
Opponents	527	296	3926	56.2	7.45	25	4.7	10	1.9	85t	33/223	87.8

RUSHING	NO	YDS	AVG	LG	TD
Dillon	209	733	3.5	29	12
Pass	54	245	4.5	31	3
Evans	51	192	3.8	21	0
Faulk	51	145	2.8	13	0
Brady	27	89	3.3	15	1
Cloud	23	59	2.6	15	0
Zerouee	7	14	2.0	12	0
Givens	2	13	6.5	9	0
Cassel	6	12	2.0	9	0
Dwight	4	11	2.8	12	0
Flutie	5	-1	-0.2	2	0
Patriots	439	1512	3.4	31	16
Opponents	437	1580	3.6	68	11

RECEIVING	NO	YDS	AVG	LG	TD
Branch	78	998	12.8	51	5
Givens	59	738	12.5	40	2
T. Brown	39	466	11.9	71	2
Watson	29	441	15.2	35	4
Faulk	29	260	9.0	23	0
Cassel	22	227	10.3	39	0
Dillon	22	181	8.2	25	1
Dwight	19	332	17.5	59	3
Graham	16	235	14.7	45t	3
Evans	10	88	8.8	19	0
A. Davis	9	190	21.1	60t	1
Fauria	8	57	7.1	18	2
Johnson	4	67	16.8	55t	1
Childress	3	32	10.7	21	0
Vrabel	3	4	1.3	2t	3
Zerouee	1	5	5.0	5	0
Ashworth	1	1	1.0	1t	1
Patriots	352	4322	12.3	71	28
Opponents	296	3926	13.3	85t	25

INTERCEPTIONS	NO	YDS	AVG	LG	TD
Samuel	3	15	5.0	15	0
Hobbs	3	8	2.7	8	0
Vrabel	2	23	11.5	24t	1
Sanders	1	39	39.0	39t	1
Wilson	1	0	0.0	0	0
Patriots	10	85	8.5	39t	2
Opponents	15	188	12.5	74t	2

PUNTING	NO	YDS	AVG	NET TB	IN20	LG	BLK
J. Miller	76	3431	45.1	38.3	4	22	59
Patriots	76	3431	44.6	38.3	4	22	59
Opponents	81	3537	43.7	37.8	8	27	68

Sacks: Colvin 7.0, McGinest 6.0, Vrabel 4.5, Seymour 4.0, Green 2.5, Bruschi 2.0, Warren 1.5, Poteat 1.0, Chatham 1.0, Beisel 1.0, Hawkins 1.0, Klecko 0.5, Wilfork 0.5, Banta-Cain 0.5.

Patriots 33.0, Opponents 28.0

PUNT RETURNS	NO	FC	YDS	AVG	LG	TD
Dwight	32	13	273	8.5	29	0
T. Brown	7	5	30	4.3	7	0
Johnson	1	0	11	11.0	11	0
Patriots	40	18	314	7.9	29	0
Opponents	42	14	405	9.6	76	0

KICK RETURNS	NO	YDS	AVG	LG	TD
Johnson	31	694	22.4	54	0
Hobbs	15	361	24.1	37	0
Dwight	10	250	25.0	38	0
Faulk	4	81	20.3	26	0
A. Davis	3	108	36.0	65	0
Pass	2	31	15.5	21	0
Cloud	1	15	15.0	15	0
Banta-Cain	1	14	14.0	14	0
Watson	1	1	1.0	1	0
Stone	1	0	0.0	0	0
Izzo	1	0	0.0	0	0
Patriots	70	1555	22.2	65	0
Opponents	68	1487	21.9	46	0

FIELD GOALS	1-9	20-29	30-39	40-49	50+
Vinateri	0/0	7/7	9/10	4/6	0/2
Patriots	0/0	7/7	9/10	4/6	0/2
Opponents	0/0	6/6	9/12	6/8	3/4

Vinateri: (26G)(45G)(53N)48G,35G,43G(37N,24G)
(29G)(39G,53N,38G)(44N)(35G,32G,33G)(37G)
(29G)(45N,21G,34G,22G)(0)(26G)(49G,33G)

Opponents: (43N)(51G,52G)(33G,52N,24G)
(42G,21G)(33G,58G)(46N,23G,35G,41G)
(35G,20G)(31N,36G)(30N,46G)(25G,20G,33G,47G)
(38G)(32N)(0)(36G,36G,41G,42G)

STARTERS

Offense: WR Deion Branch (15); LT Nick Kazur (11), Matt Light (3), Tom Ashworth (2); LG Logan Mankins (16); C Dan Koppert (9), Russ Hochstein (7); RG Stephen Neal (16); RT Brandon Gorin (8) Tom Ashworth (8); TE Daniel Graham (9), Christian Fauria (5), Benjamin Watson (2); WR David Givens (10), Andre' Davis (3), Troy Brown (1); QB Tom Brady (16); RB Corey Dillon (10), Patrick Pass (3); Kevin Faulk (2), Heath Evans (1); FB Patrick Pass (1); 3rd WR Bethel Johnson (1), Tim Dwight (1), Troy Brown (2), Andre' Davis (1); 2nd TE Benjamin Watson (7), Christian Fauria (4); 3rd TE Christian Fauria (1), Tom Ashworth (1).

Defense: LE Ty Warren (16); NT/DT Vince Wilfork (16); RE/DT Richard Seymour (12), Jarvis Green (4); OLB/DE Willie McGinest (11), Mike Vrabel (4), Jarvis Green (1); ILB/OLB Mike Vrabel (12), Monty Beisel (4); ILB/MLB Teddy Bruschi (9), Chad Brown (5), Monty Beisel (2); OLB Roosevelt Colvin (11), Willie McGinest (5); LCB Asante Samuel (15), Hank Poteat (1); ROB Ellis Hobbs (8), Duane Starks (6), Tyrone Poole (1), Randall Gay (1); SS Artrell Hawkins (4), Rodney Harrison (3), Michael Stone (3), Guss Scott (2), James Sanders (2), Arturo Freeman (1), Randall Gay (1); FS Eugene Wilson (16).

2005 Coaching Staff: Joel Collier, Assistant Secondary; Brian Daboll, Wide Receivers; Ivan Fears, Running Backs; Pepper Johnson, Defensive Line; Eric Mangini, Defensive Coordinator; Pete Mangurian, Tight Ends; Josh McDaniels, Quarterbacks; Harold Nash, Assistant Strength and Conditioning; Matt Patricia, Assistant Offensive Line; Dean Pees, Linebackers; Dante Scamaccia, Assistant Head Coach/Offensive Line; Brad Seely, Special Teams; Mike Woicik, Strength and Conditioning.

Pro Bowl (2): QB Tom Brady (3), DL Richard Seymour (4).



2006 FINAL STATISTICS (12-4)

Head Coach: Bill Belichick • AFC East Division Champions • Home Stadium: Gillette Stadium

DATE	W/L	SCORE	OPPONENT	ATTENDANCE
9/10	W	19-17	Buffalo	68,756
9/17	W	24-17	at N.Y. Jets	77,595
9/24	L	7-17	Denver	68,756
10/01	W	38-13	at Cincinnati	66,035
10/08	W	20-10	Miami	68,756
BYE WEEK				
10/22	W	28-6	at Buffalo	72,180
10/30	W	31-7	at Minnesota	63,819
11/05	L	20-27	Indianapolis	68,756
11/12	L	14-17	N.Y. Jets	68,756
11/19	W	35-0	at Green Bay	70,753
11/26	W	17-13	Chicago	68,756
12/03	W	28-21	Detroit	68,756
12/10	L	0-21	at Miami	74,033
12/17	W	40-7	Houston	68,756
12/24	W	24-21	at Jacksonville	67,164
12/31	W	40-23	at Tennessee	69,143

AFC PLAYOFFS				
1/07	W	37-16	N.Y. Jets	68,756
1/14	W	24-21	at San Diego	68,810
1/21	L	34-38	at Indianapolis	57,433

Team Statistics

	PATS	OPP
TOTAL FIRST DOWNS	330	264
Rushing	121	67
Passing	181	164
Penalty	28	33
3rd Down: Made/Att	96/226	75/209
3rd Down Pct.	42.5	35.9
4th Down: Made/Att	16/20	3/11
4th Down Pct.	80.0	27.3
POSSESSION AVG.	31:35	28:25
TOTAL NET YARDS	5369	4710
Avg. Per Game	335.6	294.4
Total Plays	1055	950
Avg. Per Play	5.1	5.0
NET YARDS RUSHING	1969	1507
Avg. Per Game	123.1	94.2
Total Rushes	499	388
NET YARDS PASSING	3400	3203
Avg. Per Game	212.5	200.2
Sacked/Yards Lost	29/190	44/281
Gross Yards	3590	3484
Attempts/Completions	527/326	518/294
Completion Pct.	61.9	56.8
Had Intercepted	12	22
PUNTS/AVERAGE	69/41.3	79/41.6
NET PUNTING AVG.	69/34.6	79/34.4
PENALTIES/YARDS	98/940	102/918
FUMBLES/BALL LOST	27/15	24/13
TOUCHDOWNS	46	24
Rushing	20	11
Passing	25	10
Returns	1	3

Score by Periods	1	2	3	4	OT	Total
Patriots	74	128	73	110	0	385
Opponents	32	74	80	51	0	237

SCORING	TD	Ru	Pa	Rt	PAT	FG	S	TP
Dillon	0	0	0	0	43/44	20/26	0	103
Maroney	7	6	1	0	0	0	0	42
Caldwell	4	0	4	0	0	0	0	26
Brown	4	0	4	0	0	0	0	26
Faulk	3	1	2	0	0	0	0	18
Jackson	3	0	3	0	0	0	0	18
Watson	3	0	3	0	0	0	0	18
Gabriel	3	0	3	0	0	0	0	18
Graham	2	0	2	0	0	0	0	12
Gaffney	1	0	1	0	0	0	0	6
Thomas	1	0	1	0	0	0	0	6
Hobbs	1	0	1	0	0	0	0	6
Evans	1	0	1	0	0	0	0	6
Warren	0	0	0	0	0	0	1	2
Patriots	46	20	25	1	43/44	20/26	1	385
Opponents	24	11	10	3	23/23	22/30	1	237

2-PT. Conversions: Patriots 2-2 (Brown, Caldwell), Opponents 1-4

RUSHING	NO	YDS	AVG	LG	TD
Dillon	199	812	4.1	50	13
Maroney	175	745	4.3	41	6
Faulk	25	123	4.9	11	1
Evans	27	117	4.3	35	0
Brady	49	102	2.1	22	0
Jackson	4	22	5.5	14	0
Pass	6	21	3.5	6	0
Brown	2	18	9.0	16	0
Kight	1	8	8.0	8	0
Caldwell	1	5	5.0	5	0
Cassel	2	4	2.0	5	0
Testaverde	8	-8	-1.0	-1	0
Patriots	499	1969	3.9	50	20
Opponents	388	1507	3.9	74	11

RECEIVING	NO	YDS	AVG	LG	TD
Caldwell	61	760	12.5	62	4
Watson	49	643	13.1	40	3
Brown	43	384	8.9	23	4
Faulk	43	356	8.3	43	2
Gabriel	25	344	13.8	45	3
Maroney	22	194	8.8	31	1
Graham	21	235	11.2	29	2
Dillon	15	147	9.8	52	0
Jackson	13	152	11.7	35	3
Thomas	11	159	14.5	36	1
Gaffney	11	142	12.9	33	1
Evans	7	34	4.9	11	1
Pass	2	24	12.0	16	0
Childress	2	7	3.5	5	0
Kight	1	9	9.0	9	0
Patriots	326	3590	11	62	25
Opponents	294	3484	11.9	83	10

INTERCEPTIONS	NO	YDS	AVG	LG	TD
Samuel	10	120	12.0	33	0
Vrabel	3	0	0.0	2	0
Hobbs	2	79	39.5	70	0
Scott	2	32	16.0	32	0
Sanders	1	21	21.0	21	0
Bruschi	1	8	8.0	8	0
Harrison	1	2	2.0	2	0
Hawkins	1	0	0.0	0	0
Seymour	1	0	0.0	0	0
Patriots	22	262	11.9	70	0
Opponents	12	72	6.0	38	0

PUNTING	NO	YDS	AVG	NET TB	IN20 LG	BLK
Miller	43	1848	43.0	35.8	7	12
Walter	16	591	36.9	33.7	0	5
Sauerbrun	10	408	40.8	30.7	0	2
Patriots	69	2847	41.3	34.6	7	19
Opponents	79	3283	41.6	34.4	7	27

Sacks: Colvin 8.5, Green 7.5, Warren 7.5, Banta-Cain 5.5, Vrabel 4.5, Seymour 4.0, Bruschi 1.5, Harrison 1.0, Sanders 1.0, Seau 1.0, Wilfork 1.0.
Patriots 44.0, Opponents 29.0

PUNT RETURNS	NO	FC	YDS	AVG	LG	TD
Faulk	31	5	330	10.6	43	0
Jackson	3	0	76	25.3	39	0
Brown	2	9	16	8.0	12	0
Patriots	36	14	422	11.7	43	0
Opponents	29	15	322	11.1	81	2

KICK RETURNS	NO	YDS	AVG	LG	TD
Maroney	28	783	28.0	77	0
Faulk	17	364	21.4	31	0
Hobbs	10	360	36.0	93	1
Banta-Cain	2	25	12.5	16	0
Jackson	1	21	21.0	21	0
Patriots	58	1553	26.8	93	1
Opponents	68	1547	22.8	70	0

FIELD GOALS	1-9	20-29	30-39	40-49	50+
Gostkowski	0/0	10/11	7/10	2/4	1/1
Patriots	0/0	10/11	7/10	2/4	1/1
Opponents	0/0	7/8	6/7	8/12	1/3

Gostkowski: (32G)(20G,29B)(37B)(48N,24G)
(35G,31G)(1)(23G)(49G,36N,26G)(31G,21G)(1)(52G)
(25G,27G)(1)(36G,32G,31G,21G)(48G,49N)
(28G,26G,33N)
Opponents: (53G)(42G)(23G)(40G,45G)
(40B,40G,50N)(40G,46G)(1)(23G,37N,31G,46N)(34G)
(44N)(45B,46G,32G)(29G,38G,49G,26G)(33G,33G)(1)
(53N)(25G,23N,27G,27G)

STARTERS

Offense: WR Reche Caldwell (14), Chad Jackson (1); LT Matt Light (16); LG Logan Mankins (16); C Dan Koppen (16); RG Stephen Neal (13), Billy Yates (3); RT Nick Kaczur (9), Ryan O'Callaghan (6), Wesley Britt (1); TE Benjamin Watson (13), Daniel Graham (2), David Thomas (1); WR Troy Brown (9), Doug Gabriel (4), Jabar Gaffney (2); QB Tom Brady (16); RB Corey Dillon (13), Kevin Faulk (1); 2nd TE Daniel Graham (9), David Thomas (1); 3rd TE David Thomas (1); 3rd WR Jabar Gaffney (4); 4th WR Doug Gabriel (1), Kelvin Right (1); FB Heath Evans (3).

Defense: LE Ty Warren (15), Jarvis Green (1); NT/LDT Vince Wilfork (13), Mike Wright (1), Jarvis Green (1); RE/OLB Seymour (14), Mike Wright (1), Jarvis Green (1); RE/OLB Roosevelt Colvin (8), Tully Banta-Cain (5), Jarvis Green (2), Richard Seymour (1); ILB Tedy Bruschi (14), Mike Vrabel (2); ILB/OLB Junior Seau (10), Mike Vrabel (6); OLB Mike Vrabel (8), Roosevelt Colvin (7); LCB Chad Scott (6), Asante Samuel (6), Ellis Hobbs (4); RCB Asante Samuel (9), Ellis Hobbs (5), Chad Scott (1); FS Artrell Hawkins (12), Eugene Wilson (4); 5th Defensive Back Hank Poteat (1).

2006 Coaching Staff: Joel Collier, Secondary; Brian Daboll, Wide Receivers; Ivan Fears, Running Backs; Pepper Johnson, Defensive Line; Pete Mangurian, Tight Ends; Josh McDaniels, Offensive Coordinator/Quarterbacks; Harold Nash, Assistant Strength and Conditioning; Matt Patricia, Linebackers; Dean Pees, Defensive Coordinator; Dante Scarnecchia, Assistant Head Coach/Offensive Line; Brad Seely, Special Teams; Mike Woicik, Defensive Line Conditioning.

Pro Bowl (2): DL Richard Seymour (5), T Matt Light (1).

PASSING	ATT	CMP	YARDS	CMP%	YDS/ATT	TD	TD%	INT	INT%	LG	SK/YDS	RATING
Brady	516	319	3529	61.8	6.8	24	4.7	12	2.3	62	26/175	87.9
Cassel	8	5	32	62.5	4.0	0	0.0	0	0.0	10	3/15	70.8
Testaverde	3	2	29	66.7	9.7	1	33.3	0	0.0	23	0/0	137.5
Patriots	527	326	3590	61.9	6.8	25	4.7	12	2.3	62	29/190	88.4
Opponents	518	294	3484	56.8	6.7	10	1.9	22	4.2	83	44/281	66.1



2007 FINAL STATISTICS (16-0)

Head Coach: Bill Belichick • AFC East Division Champions • Home Stadium: Gillette Stadium

DATE	W/L	SCORE	OPPONENT	ATTENDANCE
9/09	W	38-14	at New York Jets	77,900
9/16	W	38-14	San Diego	68,756
9/23	W	38-7	Buffalo	68,756
10/01	W	34-13	at Cincinnati	66,113
10/07	W	34-17	Cleveland	68,756
10/14	W	48-27	at Dallas	63,984
10/21	W	49-28	Miami	71,951
10/28	W	52-7	Washington	68,756
11/04	W	24-20	at Indianapolis	57,540
BYE WEEK				
11/18	W	56-10	at Buffalo	71,338
11/25	W	31-28	Philadelphia	68,756
12/03	W	27-24	at Baltimore	71,382
12/09	W	34-13	Pittsburgh	68,756
12/16	W	20-10	New York Jets	68,756
12/23	W	28-7	Miami	68,756
12/29	W	38-35	at New York Giants	79,110
AFC PLAYOFFS				
1/12	W	31-20	Jacksonville	68,756
1/20	W	21-12	San Diego	68,756
SUPER BOWL XLII (at Glendale, Ariz.)				
2/03	L	14-17	New York Giants	71,101

Team Statistics

TOTAL FIRST DOWNS		393	278			
Rushing		124	91			
Passing		243	172			
Penalty		26	15			
3rd Down: Made/Att	92/191	63/187				
3rd Down Pct.	48.2	33.7				
4th Down: Made/Att	15/21	11/20				
4th Down Pct.	71.4	55.0				
POSSESSION AVG.		32:33	27:27			
TOTAL NET YARDS		6580	4613			
Avg. Per Game		411.3	288.3			
Total Plays		1058	933			
Avg. Per Play		6.2	4.9			
NET YARDS RUSHING		1849	1572			
Avg. Per Game		115.6	98.3			
Total Rushes		451	360			
NET YARDS PASSING		4731	3041			
Avg. Per Game		295.7	190.1			
Sacked/Yards Lost	21/128	47/340				
Gross Yards		4859	3381			
Att./Completions	586/403	526/314				
Completion Pct.		68.8	59.7			
Had Intercepted		9	19			
POINTS/AVERAGE	45/40.5	76/43.4				
NET PUNTING AVG.	45/36.1	76/36.9				
PENALTIES/YARDS	78/690	96/764				
FUMBLES/BALL LOST	14/6	25/12				
TOUCHDOWNS		75	34			
Rushing		17	7			
Passing		50	23			
Returns		8	4			
Score by Periods						
	1	2	3	4	OT	TOTAL
Patriots	134	199	104	152	0	589
Opponents	41	96	58	79	0	274

SCORING	TD	Ru	Pa	Rt	PAT	FG	S	TP
Moss	23	0	23	0			0	138
Gostkowski	0	0	0	0	74/74	21/24	0	137
Welker	8	0	8	0			0	48
Maroney	6	6	0	0			0	38
Watson	6	0	6	0			0	36
Gaffney	5	0	5	0			0	30
Evans	3	3	0	0			0	18
Morris	3	3	0	0			0	18
Stallworth	3	0	3	0			0	18
K. Brady	2	0	2	0			0	12
T. Brady	2	2	0	0			0	12
Eckel	2	2	0	0			0	12
Hobbs	2	0	2	0			0	12
Vrabel	2	0	2	0			0	12
Andrews	1	0	0	1			0	6
Cassel	1	1	0	0			0	6
Colvin	1	0	0	1			0	6
Faulk	1	0	1	0			0	6
Gay	1	0	0	1			0	6
Samuel	1	0	0	1			0	6
A. Thomas	1	0	0	1			0	6
Wilson	1	0	0	1			0	6
Patriots	75	17	50	8	74/74	21/24	0	589
Opponents	34	7	23	4	34/34	12/14	0	274

2-Pt. Conversions: Patriots 1-1 (Maroney), Opponents 0-0

PASSING	ATT	CMP	YARDS	CMP%	YDS/ATT	TD	TD%	INT	INT%	LG	SK/YDS	RATING
T. Brady	578	398	4806	68.9	8.31	50	8.7	8	1.4	69t	21/128	117.2
Cassel	7	4	38	57.1	5.43	0	0.0	1	14.3	21	0/0	32.7
Gutierrez	1	1	15	100.0	15.00	0	0.0	0	0.0	15	0/0	118.8
Patriots	586	403	4859	68.8	8.29	50	8.5	9	1.5	69t	21/128	116.0
Opponents	526	314	3381	59.7	6.43	23	4.4	19	3.6	73t	47/340	78.1

RUSHING	NO	YDS	AVG	LG	TD
Maroney	185	835	4.5	59t	6
Morris	85	384	4.5	49	3
Faulk	62	265	4.3	14	0
Evans	34	121	3.6	11	3
T. Brady	37	98	2.6	19	2
Eckel	33	90	2.7	14	2
Welker	4	34	8.5	27	0
Cassel	4	12	3.0	15t	1
Stallworth	1	12	12.0	12	0
Watson	1	11	11.0	11	0
Gutierrez	5	-13	-2.6	-1	0
Patriots	451	1849	4.1	59t	17
Opponents	360	1572	4.4	49	7

RECEIVING	NO	YDS	AVG	LG	TD
Welker	112	1175	10.5	42	8
Moss	98	1493	15.2	65t	23
Faulk	47	383	8.1	23	1
Stallworth	46	697	15.2	69t	3
Gaffney	36	449	12.5	56t	5
Watson	36	389	10.8	35	6
K. Brady	9	70	7.8	20	2
Morris	6	35	5.8	18	0
Maroney	4	116	29.0	43	0
Evans	4	43	10.8	29	0
Vrabel	2	3	1.5	21	2
D. Thomas	1	9	9.0	9	0
Eckel	1	6	6.0	6	0
Mankins	1	-9	-9.0	-9	0
Patriots	403	4859	12.1	69t	50
Opponents	314	3381	10.8	73t	23

INTERCEPTIONS	NO	YDS	AVG	LG	TD
Samuel	6	89	14.8	42	1
Gay	3	52	17.3	31	0
Seau	3	28	9.3	23	0
Sanders	2	43	21.5	42	0
A. Thomas	1	65	65.0	65t	1
Wilson	1	5	5.0	5t	1
Colvin	1	4	4.0	4	0
Harrison	1	2	2.0	2	0
Hobbs	1	0	0.0	0	0
Patriots	19	288	15.2	65t	3
Opponents	9	131	14.6	36t	1

PUNTING	NO	YDS	AVG	NET TB	IN20	LG	BLK
Hanson	44	1821	41.4	36.1	6	13	64
Patriots	45	1821	40.5	36.1	6	13	64
Opponents	76	3297	43.4	36.9	9	16	75

Sacks: Vrabel 12.5, Green 6.5, A. Thomas 6.5, Colvin 4, Warren 4, Seau 3.5, Bruschi 2, Harrison 2, Wilfork 2, Seymour 1.5, Hobbs 1, (group) 1, Wright 0.5.

Patriots 47.0, Opponents 21.0

PUNT RETURNS	NO	FC	YDS	AVG	LG	TD
Welker	25	7	249	10.0	35	0
T. Brown	6	2	55	9.2	28	0
C. Jackson	2	0	7	3.5	6	0
Faulk	0	9	0	---	---	0
Patriots	33	18	311	9.4	35	0
Opponents	14	8	75	5.4	33	0

KICK RETURNS	NO	YDS	AVG	LG	TD
Hobbs	35	911	26.0	108t	1
Welker	7	176	25.1	33	0
C. Jackson	5	85	17.0	39	0
Andrews	4	149	37.3	77t	1
Faulk	2	47	23.5	27	0
Evans	1	13	13.0	13	0
Vrabel	1	3	3.0	3	0
Patriots	55	1384	25.2	108t	2
Opponents	92	2030	22.1	74t	1

FIELD GOALS	1-19	20-29	30-39	40-49	50+
Gostkowski	0/0	10/10	8/9	3/5	0/0
Patriots	0/0	10/10	8/9	3/5	0/0
Opponents	0/0	5/5	2/3	4/4	1/2

Gostkowski: (22G) (41N, 24G) (24G) (31G, 36G) (20G, 25G) (45G, 22G) (36G) (34G) (23G, 32N) (21G, 38G) (48N, 42G, 28G) (26G, 34G) (37G, 45G, 37G)

Opponents: (0) (40G, 48G) (42G) (38G, 23G) (50N, 21G, 25G) (52G) (29G) (23G, 44G) (33G, 35N) ()

STARTERS

Offense: WR Randy Moss (16); LT Matt Light (16); LG Logan Mankins (16); C Dan Koppen (15); Russ Hochstein (1); RG Stephen Neal (8); Russ Hochstein (7); Billy Yates (1); RT Nick Kazur (15); Ryan O'Callaghan (1); TE Benjamin Watson (8); Kyle Brady (5); WR Wes Welker (13); Dante Stallworth (1); Jabar Gaffney (1); QB Tom Brady (16); RB Kevin Faulk (8); Laurence Maroney (6); Sammy Morris (2); 2nd TE Kyle Brady (4); Wesley Britt (1); 3rd WR Dante Stallworth (8); Jabar Gaffney (6); FB Heath Evans (1).

Defense: LE Ty Warren (16); NT/DT Vince Wilfork (16); RE/DT Richard Seymour (8); Jarvis Green (7); Mike Wright (1); RE/OLB Roosevelt Colvin (9); Jarvis Green (3); Adalius Thomas (4); ILB Teddy Bruschi (16); ILB/OLB Adalius Thomas (11); Junior Seau (4); Rodney Harrison (1); OLB Mike Vrabel (15); Roosevelt Colvin (1); LCB Asante Samuel (14); Randall Gay (2); RCB Ellis Hobbs (13); SS Rodney Harrison (10); James Sanders (6); FS James Sanders (9); Eugene Wilson (6); Randall Gay (1).

2007 Coaching Staff: Nick Caserio, Wide Receivers; Joel Collier, Secondary; Don Davis, Assistant Strength and Conditioning; Ivan Fears, Running Backs; Pepper Johnson, Defensive Line; Pete Mangurian, Tight Ends; Josh McDaniels, Offensive Coordinator/Quarterbacks; Harold Nash, Assistant Strength and Conditioning; Matt Patricia, Linebackers; Dean Pees, Defensive Coordinator; Dante Scarnechia, Assistant Head Coach/Offensive Line; Brad Seely, Special Teams; Mike Woicik, Strength and Conditioning.

Pro Bowl (8): QB Tom Brady (4), C Dan Koppen (1), T Matt Light (2), G Logan Mankins (1), WR Randy Moss (6), CB Asante Samuel (1), LB Mike Vrabel (1), NT Vince Wilfork (1).



2008 FINAL STATISTICS (11-5)

Head Coach: Bill Belichick • Second in AFC East • Home Stadium: Gillette Stadium

DATE	W/L	SCORE	OPPONENT	ATTENDANCE
9/07	W	17-10	Kansas City	68,756
9/14	W	19-10	at New York Jets	78,554
9/21	L	13-38	Miami	68,756
BYE WEEK				
10/05	W	30-21	at San Francisco	67,650
10/12	L	10-30	at San Diego	68,704
10/20	W	41-7	Denver	68,756
10/26	W	23-16	St. Louis	68,756
11/02	L	15-18	at Indianapolis	66,508
11/09	W	20-10	Buffalo	68,756
11/13	L	31-34	New York Jets	68,756
11/23	W	48-28	at Miami OT	67,146
11/30	L	10-33	Pittsburgh	68,756
12/07	W	24-21	at Seattle	68,077
12/14	W	49-26	at Oakland	62,179
12/21	W	47-7	Arizona	68,756
12/28	W	13-0	at Buffalo	71,282

Team Statistics

	PATS	OPP
TOTAL FIRST DOWNS	356	268
Rushing	145	78
Passing	186	176
Penalty	25	14
3rd Down: Made/Att	96/222	91/205
3rd Down Pct.	43.2	44.4
4th Down: Made/Att	17/22	2/10
4th Down Pct.	77.3	20.0
POSSESSION AVG.	32:09	27:51
TOTAL NET YARDS	5847	4944
Avg. Per Game	365.4	309.0
Total Plays	1095	920
Avg. Per Play	5.3	5.4
NET YARDS RUSHING	2278	1722
Avg. Per Game	142.4	107.6
Total Rushes	513	415
NET YARDS PASSING	3569	3222
Avg. Per Game	223.1	201.4
Sacked/Yards Lost	48/221	31/239
Good Yards	3790	3461
Attempts/Completions	534/339	474/288
Completion Pct.	63.5	60.8
Had Intercepted	11	14
PUNTS/AVERAGE	50/44.0	75/43.0
NET PUNTING AVG.	36.8	36.2
PENALTIES/YARDS	57/501	81/636
FUMBLES/BALL LOST	17/10	17/8
TOUCHDOWNS	43	37
Rushing	21	8
Passing	21	27
Returns	1	2

Score by Periods	1	2	3	4	OT	Total
Patriots	84	123	106	97	0	410
Opponents	75	79	61	91	3	309

SCORING	TD	Ru	Pa	Rt	PAT	FG	S	TP
Gostkowski	0	0	0	0	40/40	36/40	0	148
Moss	11	0	11	0	0/0	0/0	0	66
Morris	7	7	0	0	0/0	0/0	0	42
Faulk	6	3	3	0	0/0	0/0	0	36
Green-Ellis	5	5	0	0	0/0	0/0	0	30
Jordan	4	4	0	0	0/0	0/0	0	24
Welker	3	0	3	0	0/0	0/0	0	20
Gaffney	2	0	2	0	0/0	0/0	0	14
Watson	2	0	2	0	0/0	0/0	0	12
Cassel	2	2	0	0	0/0	0/0	0	12
Hobbs	1	0	0	1	0/0	0/0	0	6
Patriots	43	21	21	1	40/40	36/40	0	410
Opponents	37	8	27	2	34/35	17/21	1	309

2-Pt. Conversions: Patriots 2-3 (Gaffney, Welker), Opponents: 1-2

RUSHING	NO	YDS	AVG	LG	TD
Morris	156	727	4.7	35	7
Faulk	83	507	6.1	41	3
Jordan	80	363	4.5	49t	4
Green-Ellis	74	275	3.7	15	5
Cassel	73	270	3.7	19	2
Maroney	28	93	3.3	17	0
Welker	3	26	8.7	19	0
Evans	11	23	2.1	4	0
Moss	2	0	0.0	2	0
O'Connell	3	-6	-2.0	-2	0
Patriots	513	2278	4.4	49t	21
Opponents	415	1722	4.1	62t	8

RECEIVING	NO	YDS	AVG	LG	TD
Welker	111	1165	10.5	64	3
Moss	69	1008	14.6	76t	11
Faulk	58	486	8.4	22	3
Gaffney	38	468	12.3	37	2
Watson	22	209	9.5	29	2
Morris	17	161	9.5	42	0
D.Thomas	9	93	10.3	18	0
Alken	8	101	12.6	43	0
Evans	3	59	19.7	28	0
Green-Ellis	3	37	12.3	20	0
Washington	1	3	3.0	3	0
Patriots	339	3790	11.2	76t	21
Opponents	288	3461	12.0	78t	27

INTERCEPTIONS	NO	YDS	AVG	LG	TD
Meriweather	4	25	6.3	19	0
O'Neal	3	49	16.3	47	0
Hobbs	3	0	0.0	4	0
Wilhite	1	16	16.0	16	0
J.Sanders	1	9	9.0	9	0
Wabell	1	5	5.0	5	0
Harrison	1	0	0.0	0	0
Patriots	14	104	7.4	47	0
Opponents	11	186	16.9	89	0

PUNTING	NO	YDS	AVG	NET TB	IN20	LG	BLK
Hanson	49	2143	43.7	36.4	10	19	70
Cassel	1	57	57.0	57.0	0	1	57
Patriots	50	2200	44.0	36.8	10	20	70
Opponents	75	3228	43.0	36.2	7	20	82

PUNT RETURNS	NO	FC	YDS	AVG	LG	TD
Welker	24	6	237	9.9	44	0
Faulk	10	9	132	13.2	24	0
O'Neal	2	1	2	1.0	2	0
Patriots	36	16	371	10.3	44	0
Opponents	11	13	158	14.4	30	0

KICK RETURNS	NO	YDS	AVG	LG	TD
Hobbs	45	1281	28.5	95t	1
Slater	11	155	14.1	31	0
Morris	2	37	18.5	24	0
Faulk	2	36	18.0	25	0
Neal	1	27	27.0	27	0
Welker	1	26	26.0	26	0
Patriots	62	1562	25.2	95t	1
Opponents	75	1672	22.3	92t	2

Sacks: Seymour 8.0, A.Thomas 5.0, Wabell 4.0, Wright 2.5, Meriweather 2.0, Wilfork 2.0, Green 2.0, Warren 2.0, Hobbs 1.5, Woods 1.0

Patriots 31.0, Opponents 48.0

FIELD GOALS	1-19	20-29	30-39	40-49	50+
Gostkowski	0/0	10/12	16/16	9/11	1/1
Patriots	0/0	10/12	16/16	9/11	1/1
Opponents	0/0	10/10	3/4	3/6	1/1

Gostkowski: (37G)(21G,37G,28G,27G)(37G,44G)(35G,40G,49G)(48N,47G)(31G,40G)(30G,27G,41G)(29G,35G,25G)(32G,49N,37G)(42G,31G,47G)(30G,30G)(29G,27N)(50G,42G,27G)(0)(38G,35G,24G,30G)(33G,26N,23G)

Opponents: (40G)(31N,21G)(39G)(0)(25G,44N,35G,23G)(0)(20G,44G,25G)(52G)(25G)(22G,34G)(0)(20G,25G,20G,40N,45G)(0)(47N)

STARTERS

Offense: WR Randy Moss (16); LT Matt Light (16); LG Logan Mankins (16); C Dan Koppen (16); RG Stephen Neal (9), Billy Yates (7); RT Nick Kaczur (14), Mark LeVoir (2); TE Benjamin Watson (9), David Thomas (5); WR Wes Welker (14); QB Matt Cassel (15), Tom Brady (1); RB Sammy Morris (7), Kevin Faulk (3), BenJarvis Green-Ellis (3), Laurence Maroney (3); 2nd TE David Thomas (5); 3rd WR Jabar Gaffney (7); 4th WR Sam Aiken (2); FB Heath Evans (4), Russ Hochstein (2).

Defense: LE Ty Warren (13), Mike Wright (2), Jarvis Green (1); NT/DT Vince Wilfork (16); RE/DT Richard Seymour (15), Jarvis Green (1); RE/OLB Adalius Thomas (8), Roosevelt Colvin (3), Pierre Woods (3), Jarvis Green (1), Gary Guyton (1); ILB Jerod Mayo (16); ILB Tedy Bruschi (12), Junior Seau (2), Gary Guyton (1); OLB Mike Wabell (14), Adalius Thomas (1); LCB Deltha O'Neal (10), Jonathan Wilhite (4), Lewis Sanders (1), Terrence Wheatley (1); RCB Ellis Hobbs (16); SS Brandon Meriweather (10), Rodney Harrison (6); FS James Sanders (14), Lewis Sanders (2); 5th DB Brandon Meriweather (1), Lewis Sanders (1).

2008 Coaching Staff: Dom Capers, Special Assistant/Secondary; Ivan Fears, Running Backs; Pepper Johnson, Defensive Line; Pete Mangurian, Tight Ends; Josh McDaniels, Offensive Coordinator/Quarterbacks; Harold Nash, Assistant Strength and Conditioning; Bill O'Brien, Wide Receivers; Matt Patricia, Linebackers; Dean Pees, Defensive Coordinator; Dante Scarnecchia, Assistant Head Coach/Offensive Line; Brad Seely, Special Teams; Mike Woicik, Strength and Conditioning.

Pro Bowl (2): K Stephen Gostkowski (1), WR Wes Welker (1).

PASSING	ATT	CMP	YARDS	CMP%	YDS/ATT	TD	TD%	INT	INT%	LG	SK/YDS	RATING
M.Cassel	516	327	3693	63.4	7.16	21	4.1	11	2.1	76t	47/219	89.4
T.Brady	11	7	76	63.6	6.91	0	0.0	0	0.0	26	0/0	83.9
K.O'Connell	6	4	23	66.7	3.83	0	0.0	0	0.0	12	1/2	73.6
K.Faulk	1	1	-2	100.0	-2.00	0	0.0	0	0.0	-2	0/0	79.2
Patriots	534	339	3790	63.5	7.10	21	3.9	11	2.1	76t	48/221	89.1
Opponents	474	288	3461	60.8	7.30	27	5.7	14	3.0	78t	31/239	89.8



2009 FINAL STATISTICS (10-6)

Head Coach: Bill Belichick • AFC East Division Champions • Home Stadium: Gillette Stadium

DATE	W/L	SCORE	OPPONENT	ATTENDANCE
9/14	W	25-24	Buffalo	68,756
9/20	L	9-16	at New York Jets	78,312
9/27	W	26-10	Atlanta	68,756
10/04	W	27-21	Baltimore	68,756
10/11	L	17-20	at Denver OT	76,011
10/18	W	59-0	Tennessee	68,756
10/25	W	35-7	# Tampa Bay	84,254
BYE WEEK				
11/08	W	27-17	Miami	68,756
11/15	L	34-35	at Indianapolis	67,476
11/22	W	31-14	New York Jets	68,756
11/30	L	17-38	at New Orleans	70,768
12/06	L	21-22	at Miami	70,102
12/13	W	20-10	Carolina	68,756
12/20	W	17-10	at Buffalo	70,000
12/27	W	35-7	Jacksonville	68,756
1/3	L	27-34	at Houston	71,029
AFC PLAYOFFS				
1/10	L	33-14	Baltimore	68,756

Team Statistics

TOTAL FIRST DOWNS	373	289				
Rushing	114	80				
Passing	222	193				
Penalty	37	16				
3rd Down: Made/Att	90/206	72/194				
3rd Down Pct.	43.7	37.1				
4th Down: Made/Att	11/22	10/21				
4th Down Pct.	50.0	47.6				
POSSESSION AVG.	32:55	27:05				
TOTAL NET YARDS	6357	5123				
Avg. Per Game	397.3	320.2				
Total Plays	1076	941				
Avg. Per Play	5.9	5.4				
NET YARDS RUSHING	1921	1768				
Avg. Per Game	120.1	110.5				
Total Rushes	466	398				
NET YARDS PASSING	4436	3355				
Avg. Per Game	277.3	209.7				
Sacked/Yards Lost	18/104	31/229				
Gross Yards	4540	3584				
Attempts/Completions	592/390	512/300				
Completion Pct.	65.9	58.6				
Had Intercepted	13	18				
PUNTS/AVERAGE	57/39.0	79/41.4				
NET PUNTING AVG.	34.1	35.4				
PENALTIES/YARDS	81/743	91/780				
FUMBLES/BALL LOST	17/9	28/10				
TOUCHDOWNS	50	35				
Rushing	19	6				
Passing	28	25				
Returns	3	4				
Score by Periods	1	2	3	4	OT	Total
Patriots	99	183	70	75	0	427
Opponents	47	89	53	93	3	285

SCORING	TD	Ru	Pa	Rt	PAT	FG	S	TP
Gostkowski	0	0	0	0	47/47	26/31	0	125
Moss	13	0	13	0	0/0	0/0	0	80
Maroney	9	9	0	0	0/0	0/0	0	54
Watson	5	0	5	0	0/0	0/0	0	30
F. Taylor	4	4	0	0	0/0	0/0	0	24
Welker	4	0	4	0	0/0	0/0	0	24
Faulk	3	2	1	0	0/0	0/0	0	18
Aiken	2	0	2	0	0/0	0/0	0	12
Baker	2	0	2	0	0/0	0/0	0	12
Morris	2	2	0	0	0/0	0/0	0	12
Bodden	1	0	0	1	0/0	0/0	0	6
Brady	1	1	0	0	0/0	0/0	0	6
Butler	1	0	0	1	0/0	0/0	0	6
Edelman	1	0	1	0	0/0	0/0	0	6
Hoyer	1	1	0	0	0/0	0/0	0	6
Meriwether	1	0	0	1	0/0	0/0	0	6
Patriots	50	19	28	3	47/47	26/31	0	427
Opponents	35	6	25	4	33/34	14/20	0	285

2-Pt. Conversions: Patriots 1-3 (Moss)
Opponents: 0-1.

RUSHING	NO	YDS	AVG	LG	TD
Maroney	194	757	3.9	45t	9
Faulk	62	335	5.4	29	2
Morris	73	319	4.4	55	2
F. Taylor	63	269	4.3	19	4
Green-Ellis	26	114	4.4	29	0
Brady	29	44	1.5	9	1
Welker	5	36	7.2	11	0
Hoyer	10	25	2.5	20	1
Tate	1	11	11.0	11	0
Slater	1	6	6.0	6	0
Edelman	2	5	2.5	5	0
Patriots	466	1921	4.1	55	6
Opponents	398	1768	4.4	50	6

RECEIVING	NO	YDS	AVG	LG	TD
Welker	123	1348	11.0	58	4
Moss	83	1264	15.2	71t	13
Edelman	37	359	9.7	29	1
Faulk	37	301	8.1	38t	1
Watson	29	404	13.9	36	5
Aiken	20	326	16.3	81t	2
Morris	19	180	9.5	35	0
Baker	14	142	10.1	36t	2
Maroney	14	99	7.1	17	0
Galloway TM	7	67	9.6	19	0
Stanback	3	22	7.3	9	0
F. Taylor	2	17	8.5	13	0
Green-Ellis	2	11	5.5	6	0
Patriots	390	4540	11.6	81t	28
Opponents	300	3584	11.9	75t	25

INTERCEPTIONS	NO	YDS	AVG	LG	TD
Meriwether	5	149	29.8	56	1
Bodden	5	60	12.0	53t	1
Butler	3	91	30.3	91t	1
Wilhite	2	17	8.5	17	0
Springs	1	8	8.0	8	0
Chung	1	2	2.0	2	0
Moss	1	0	0.0	0	0
Patriots	18	327	18.2	91t	3
Opponents	13	146	11.2	38	1

PUNTING	NO	YDS	AVG	NET	TB	IN	LG	BLK
Hanson	56	2221	39.7	34.1	5	18	56	1
Patriots	57	2221	39.0	34.1	5	18	56	1
Opponents	79	3267	41.4	35.4	2	22	64	0

PUNT RETURNS	NO	FC	YDS	AVG	LG	TD
Welker	27	16	338	12.5	69	0
Edelman	6	1	63	10.5	35	0
Faulk	5	2	31	6.2	15	0
Patriots	38	19	432	11.4	69	0
Opponents	20	16	180	9.0	31	0

KICK RETURNS	NO	YDS	AVG	LG	TD
Maroney	13	279	21.5	52	0
Edelman	11	241	21.9	32	0
Slater	11	269	24.5	35	0
Faulk	6	144	24.0	32	0
Butler	5	104	20.8	26	0
Tate	4	106	26.5	34	0
Welker	2	45	22.5	27	0
Connolly	1	16	16.0	16	0
Stanback	1	22	22.0	22	0
Patriots	54	1226	22.7	52	0
Opponents	70	1705	24.4	51	0

Sacks: Banta-Cain 10.0, D. Burgess 5, Wright 5, A. Thomas 3, Chung 2, Guyton 1.5, Mayo 1.5, Green 1, Ninkovich 1, Warren 1.
Patriots 31.0, Opponents 18.0

PASSING	ATT	CMP	YARDS	CMP%	YDS/ATT	TD	TD%	INT	INT%	LG	SK/YDS	RATING
Brady	565	371	4398	65.7	7.78	28	5.0	13	2.3	81t	16/86	96.6
Hoyer	27	19	142	70.4	5.26	0	0.0	0	0.0	17	2/18	82.2
Patriots	592	390	4540	65.9	7.67	28	4.7	13	2.2	81t	18/104	95.6
Opponents	512	300	3584	58.6	7.00	25	4.9	18	3.5	75t	31/229	81.7



Results

DATE	W/L	SCORE	OPPONENT	ATTENDANCE
9/12	W	38-24	Cincinnati	68,756
9/19	W	41-28	New York Jets	78,690
9/26	W	38-30	Buffalo	68,756
10/04	W	41-14	at Miami	69,090
BYE WEEK				
10/17	W	23-20	Baltimore OT	68,756
10/24	W	23-20	San Diego	68,836
10/31	W	28-18	Minnesota	68,756
11/07	L	14-34	Cleveland	66,292
11/14	W	39-26	Pittsburgh	64,359
11/21	W	31-28	Indianapolis	68,756
11/25	W	45-24	Detroit	60,965
12/06	W	45-3	New York Jets	68,756
12/12	W	36-7	Chicago	62,347
12/19	W	31-27	Green Bay	68,756
12/26	W	34-3	Buffalo	68,281
1/02	W	38-7	Miami	68,756
AFC PLAYOFFS				
1/16	L	28-21	New York Jets	68,756

TOTAL FIRST DOWNS	335	348				
Rushing	119	99				
Passing	196	226				
Penalty	20	23				
3rd Down: Made/Att	95/197	99/210				
3rd Down Pct.	48.2	47.1				
4th Down: Made/Att	7/14	12/20				
4th Down Pct.	50.0	60.0				
POSSESSION AVG.	29:00	31:00				
TOTAL NET YARDS	5820	5864				
Avg. Per Game	363.8	366.5				
Total Plays	986	1056				
Avg. Per Play	5.9	5.6				
NET YARDS RUSHING	1973	1728				
Avg. Per Game	123.3	108.0				
Total Rushes	454	409				
NET YARDS PASSING	3847	4136				
Avg. Per Game	240.4	258.5				
Sacked/Yards Lost	25/175	36/212				
Gross Yards	4022	4348				
Attempts/Completions	507/331	611/388				
Completion Pct.	65.3	63.5				
Had Intercepted	5	25				
PUNTS/AVERAGE	58/43.2	58/41.8				
NET PUNTING AVG.	38.4	34.2				
PENALTIES/YARDS	83/766	84/687				
FUMBLES/BALL LOST	9/5	20/13				
TOUCHDOWNS	65	36				
Rushing	19	10				
Passing	37	25				
Returns	9	1				
Score by Periods	1	2	3	4	OT	Total
Patriots	103	152	138	122	3	518
Opponents	92	98	77	106	0	313

Green-Ellis	13	13	0	0	0/0	0/0	0	78
Graham	0	0	0	0	35/37	12/12	0	71
Gronkowski	10	10	0	0	0/0	0/0	0	71
Gronkowski	0	0	0	0	26/26	10/13	0	56
Welker	7	0	7	0	1/1	0/0	0	43
Hernandez	6	0	6	0	0/0	0/0	0	36
Woodhead	6	5	1	0	0/0	0/0	0	36
Branch	5	0	5	0	0/0	0/0	0	30
Tate	5	0	3	2	0/0	0/0	0	30
Moss	3	0	3	0	0/0	0/0	0	18
Arrington	2	0	0	2	0/0	0/0	0	12
Crumpler	2	0	2	0	0/0	0/0	0	12
Guyton	2	0	0	2	0/0	0/0	0	12
Brady	1	1	0	0	0/0	0/0	0	6
Chung	1	0	0	1	0/0	0/0	0	6
Edelman	1	0	0	1	0/0	0/0	0	6
Sanders	1	0	0	1	0/0	0/0	0	6
Patriots	65	19	37	9	62/62	22/25	0	518
Opponents	36	10	25	1	32/34	19/26	0	313

RUSHING	NO	YDS	AVG	LG	TD
Green-Ellis	229	1008	4.4	36t	13
Woodhead	97	547	5.6	33t	5
Taylor	43	155	3.6	24	0
Tate	5	62	12.4	22	0
Morris	20	56	2.8	9	0
Hernandez	3	47	15.7	18	0
Faulk	8	45	5.6	11	0
Brady	31	30	1.0	9	1
Clayton	6	17	2.8	5	0
Edelman	2	14	7.0	13	0
Hoyer	10	-8	-8	1	0
Patriots	454	1973	4.3	36t	19
Opponents	409	1728	4.2	36t	10

Welker	86	848	9.9	35	7
Branch	48	706	14.7	79T	5
Hernandez	45	563	12.5	46	6
Gronkowski	42	546	13.0	28	10
Woodhead	34	379	11.1	50	1
Tate	24	432	18.0	65T	3
Green-Ellis	12	85	7.1	16	0
Moss TM	9	139	15.4	35T	3
Edelman	7	86	12.3	40	0
Morris	7	77	11.0	22	0
Faulk	6	62	10.3	21	0
Crumpler	6	52	8.7	27	2
Price	3	41	13.7	18	0
Taylor	2	6	3.0	7	0
Patriots	331	4022	12.2	79T	37
Opponents	388	4348	11.2	69T	25

McCourt	7	110	15.7	50	0
Chung	3	96	32.0	51	1
Sanders	3	60	20.0	321	1
Meriweather	3	39	13.0	39	0
Guyton	2	72	36.0	59	1
Ninkovich	2	1	0.5	1	0
Page	2	0	0.0	0	0
Arrington	1	36	36.0	36	1
Spikes	1	5	5.0	5	0
Fletcher	1	0	0.0	0	0
Patriots	25	419	16.8	59	4
Opponents	5	12	2.4	12	0

Mesko	58	2505	43.2	38.4	5	19	65	0
Patriots	58	2505	43.2	38.4	5	19	65	0
Opponents	58	2422	41.8	34.2	4	23	61	1

Edelman	21	6	321	15.3	94t	1
Welker	5	7	36	7.2	22	0
Tate	1	0	4	4.0	4	0
Faulk	0	1	0	0	0	0
Patriots	27	14	361	13.4	94t	1
Opponents	25	14	179	7.2	18	0

Tate	41	1057	25.8	103t	2
Crumpler	5	18	3.6	7	0
Morris	5	66	13.2	23	0
Connolly	3	90	30.0	71	0
Green-Ellis	1	0	0.0	0	0
Fletcher	1	0	0.0	0	0
Patients	56	1231	22.0	103t	2
Opponents	81	1826	22.5	95t	1

Sacks: Wright 5.5, Banta-Cain 5.0, Ninkovich 4.0, G. Warren 3.5, Guyton 3.0, Deaderick 2.0, Fletcher 2.0, Mayo 2.0, Moore 2.0, Wilfork 2.0, Cunningham 1.0, Love 1.0, McCourty 1.0, Woods 1.0, Crable 0.5, Pryor 0.5

PASSING	ATT	CMP	YARDS	CMP%	YDS/ATT	TD	TD%	INT	INT%	LG	SK/YDS	RATING
Brady	492	324	3900	65.9	7.9	36	7.3	4	0.8	79t	25/175	111.0
Hoyer	15	7	122	46.7	8.1	1	6.7	1	6.7	42t	0/0	69.3
Patriots	507	331	4022	65.3	7.9	37	7.3	5	1.0	79t	25/175	109.8
Opponents	611	338	4348	63.5	7.1	25	4.1	25	4.1	66t	236/212	81.2

Pro Bowl (6): QB Tom Brady (6), LT Matt Light (3), G Logan Mankins (3), LB Jerod Mayo (1), S Brandon Meriweather (2), CB Devin McCourty (1), WR Wes Welker (3), NT Vince Wilfork (3).

2011 FINAL REGULAR-SEASON STATISTICS (13-3)

Head Coach: Bill Belichick • AFC East Division Champions • Home Stadium: Gillette Stadium

DATE	W/L	SCORE	OPPONENT	ATTENDANCE
9/12	W	38-24	at Miami	66,860
9/18	W	35-21	San Diego	68,756
9/25	L	31-34	at Buffalo	68,174
10/02	W	31-19	at Oakland	62,572
10/09	W	30-21	New York Jets	68,756
10/16	W	20-16	Dallas	68,756
10/30	L	17-25	at Pittsburgh	64,424
11/06	L	20-24	New York Giants	68,756
11/13	W	37-16	at New York Jets	79,088
11/21	W	34-3	Kansas City	68,756
11/27	W	38-20	at Philadelphia	69,144
12/04	W	31-24	Indianapolis	68,756
12/11	W	34-27	at Washington	77,825
12/18	W	41-23	at Denver	76,556
12/24	W	27-24	Miami	68,756
1/01	W	49-21	Buffalo	68,756

RUSHING	NO	YDS	AVG	LG	TD
Green-Ellis	181	667	3.7	18	11
Ridley	87	441	5.1	33t	1
Woodhead	77	351	4.6	12	1
Brady	43	109	2.5	13	0
Faulk	17	57	3.4	9	3
Vereen	15	57	3.8	19	1
Hernandez	5	45	9.0	19	0
Welker	4	30	7.5	19	0
Edelman	4	8	2.0	6	0
Gronkowski	1	2	2.0	2t	1
Hoyer	4	-3	-0.8	0	0
Patriots	438	1764	4.0	33t	18
Opponents	405	1874	4.6	41	13

RECEIVING	NO	YDS	AVG	LG	TD
Welker	122	1569	12.9	99t	9
Gronkowski	90	1327	14.7	52t	17
Hernandez	79	910	11.5	46	7
Branch	51	702	13.8	63	5
Woodhead	18	157	8.7	16	0
Ochocinco	15	276	18.4	53	1
Green-Ellis	9	159	17.7	53	0
Faulk	7	34	4.9	18	0
Edelman	4	34	8.5	11	0
Underwood	3	30	10.0	13	0
Ridley	3	13	4.3	8	0
Slater	1	46	46.0	46	0
Patriots	402	5257	13.1	99t	39
Opponents	386	4977	12.9	58	26

INTERCEPTIONS	NO	YDS	AVG	LG	TD
Arrington	7	92	13.1	28	0
Wilfork	2	47	23.5	28	0
Molden	2	40	20.0	27	0
McCourtury	2	38	19.0	38	0
Ninkovich	2	30	15.0	18	1
Moore	2	26	13.0	21t	1
Mayo	2	4	2.0	2	0
Guyton	1	17	17.0	17	0
Brown	1	2	2.0	2	0
Adams	1	0	0.0	0	0
Chung	1	0	0.0	0	0
Patriots	23	296	12.9	38	2
Opponents	12	186	15.5	42	1

RUNING	NO	YDS	AVG	NET	TD	IN	LG	BLK
Mesko	57	2648	46.5	41.5	3	24	65	0
Patriots	57	2648	46.5	41.5	3	24	65	0
Opponents	67	3055	45.6	39.1	2	26	64	0

PUNT RETURNS	NO	FC	YDS	AVG	LG	TD
Edelman	28	7	300	10.7	72t	1
Welker	8	6	82	10.3	25	0
Faulk	2	0	11	5.5	7	0
Patriots	38	13	393	10.3	72t	1
Opponents	26	18	220	8.5	26	0

KICK RETURNS	NO	YDS	AVG	LG	TD
Woodhead	20	437	21.9	37	0
Edelman	12	284	23.7	37	0
Ridley	7	152	21.7	32	0
Slater	4	68	17.0	22	0
Gronkowski	1	11	11.0	11	0
McCourtury	1	24	24.0	24	0
Ninkovich	1	10	10.0	10	0
Patriots	46	986	21.4	37	0
Opponents	60	1294	21.6	38	0

Sacks: Anderson 10.0, Carter 10.0, Ninkovich 6.5, Wilfork 3.5, Love 3.0, Deaderick 2.0, Chung 1.0, Ellis 1.0, Mayo 1.0, Warren 1.0, Pryor 0.5, Wright 0.5

Patriots 40.0, Opponents 32.0

Team Statistics

	PATS	OPP
TOTAL FIRST DOWNS	399	370
Rushing	107	101
Passing	262	245
Penalty	30	24
3rd Down: Made/Att	89/194	87/202
3rd Down Pct.	45.9	43.1
4th Down: Made/Att	7/11	8/19
4th Down Pct.	63.6	42.1
POSSESSION AVG.	28:47	31:13
TOTAL NET YARDS	6848	6577
Avg. Per Game	428.0	411.1
Total Plays	1082	1064
Avg. Per Play	6.3	6.2
NET YARDS RUSHING	1764	1874
Avg. Per Game	110.3	117.1
Total Rushes	438	405
NET YARDS PASSING	5084	4703
Avg. Per Game	317.8	293.9
Sacked/Yards Lost	32/173	40/274
Gross Yards	5257	4977
Attempts/Completions	612/402	619/386
Completion Pct.	65.7	62.4
Had Intercepted	12	23
PUNTS/AVERAGE	57/46.5	67/45.6
NET PUNTING AVG.	57/41.5	67/39.0
PENALTIES/YARDS	87/815	115/907
FUMBLES/BALL LOST	13/5	21/11
TOUCHDOWNS	61	40
Rushing	18	13
Passing	39	26
Returns	4	1

Score by Periods	1	2	3	4	OT	Total
Patriots	82	148	141	142	0	513
Opponents	87	83	50	122	0	342

SCORING	TD	R	Pa	Rt	PAT	FG	S	TP
Gostkowski	0	0	0	0	59/59	28/33	0	143
Gronkowski	18	1	17	0	0/0	0/0	0	108
Green-Ellis	11	11	0	0	0/0	0/0	0	66
Welker	9	0	9	0	1/1	0/0	0	54
Hernandez	7	0	7	0	0/0	0/0	0	42
Branch	5	0	5	0	0/0	0/0	0	30
Brady	3	3	0	0	0/0	0/0	0	18
Woodhead	1	1	0	0	0/0	0/0	0	6
Edelman	1	0	0	1	0/0	0/0	0	6
Moore	1	0	0	0	0/0	0/0	0	6
Ninkovich	1	0	0	1	0/0	0/0	0	6
Ochocinco	1	0	1	0	0/0	0/0	0	6
Ridley	1	1	0	0	0/0	0/0	0	6
Vereen	1	1	0	0	0/0	0/0	0	6
Wilfork	1	0	0	1	0/0	0/0	0	6
Patriots	61	18	39	4	59/59	28/33	0	513
Opponents	40	13	26	1	38/38	20/23	0	342

2-Pt. Conversions: Patriots 2-2, Opponents: 0-2.

PASSING	ATT	CMP	YARDS	CMP%	YDS/ATT	TD	TD%	INT	INT%	LG	SK/YDS	RATING
Brady	611	401	5235	65.6	8.57	39	6.4	12	2.0	99t	32/173	105.6
Hoyer	1	1	22	100.0	22.0	0	0.0	0	0.0	22	0/0	118.8
Patriots	612	402	5257	65.7	8.59	39	6.4	12	2.0	99t	32/173	105.7
Opponents	619	386	4977	62.4	8.04	26	4.2	23	3.7	58	40/274	86.1

Pro Bowl (8): QB Tom Brady (7), DE Andre Carter (1) TE Rob Gronkowski (1), G Logan Mankins (4), ST Matthew Slater (1), G Brian Waters (6), WR Wes Welker (4), NT Vince Wilfork (4).



OFFENSIVE AND DEFENSIVE RANKINGS

YEAR	OFFENSE			DEFENSE		
	TOTAL	RUSH	PASS	TOTAL	RUSH	PASS
2011	428.0 (2)	110.3 (20)	317.8 (2)	411.1 (31)	117.1 (17)	293.9 (31)
2010	363.8 (8)	123.3 (9)	240.4 (11)	366.5 (25)	108.0 (11)	258.5 (30)
2009	397.3 (3)	120.1 (12)	277.3 (3)	320.2 (11)	110.5 (13)	209.7 (12)
2008	365.4 (5)	142.2 (6)	223.1 (12)	309.0 (10)	107.6 (15)	201.4 (11)
2007	411.3 (1)	115.6 (13)	295.7 (1)	288.3 (4)	98.3 (10)	190.1 (6)
2006	335.6 (11)	123.1 (12)	212.5 (12)	294.4 (6)	94.2 (5)	200.2 (12)
2005	352.0 (7)	94.5 (24)	257.5 (2)	330.2 (26)	98.8 (8)	231.4 (31)
2004	357.6 (7)	133.4 (7)	224.3 (11)	310.58 (9)	98.3 (6)	212.5 (17)
2003	314.9 (17)	100.4 (27)	214.5 (9)	291.6 (7)	89.6 (4)	202.0 (15)
2002	317.8 (21)	94.3 (28)	223.6 (12)	336.1 (23)	137.4 (31)	198.7 (11)
2001	305.1 (19)	112.1 (13)	193.1 (22)	334.5 (24)	115.9 (19)	218.6 (24)
2000	285.7 (22)	86.9 (26)	198.8 (19)	334.6 (20)	114.4 (21)	220.1 (21)
1999	316.4 (18)	89.1 (23)	227.3 (10)	300.5 (8)	112.2 (20)	188.3 (7)
1998	321.3 (11)	92.5 (27)	228.8 (5)	323.9 (20)	96.7 (7)	227.2 (25)
1997	313.4 (15)	91.5 (26)	221.9 (7)	317.8 (19)	101.1 (5)	216.8 (23)
1996	335.6 (7)	91.8 (26)	243.8 (3)	331.6 (19)	93.9 (6)	237.7 (28)
1995	341.1 (12)	116.6 (10)	224.4 (15)	360.3 (28)	117.4 (22)	242.9 (25)
1994	361.0 (4)	83.3 (27)	277.8 (1)	325.4 (18)	110.0 (19)	215.4 (16)
1993	316.6 (12)	111.3 (13)	205.3 (12)	299.8 (13)	121.9 (22)	177.8 (4)
1992	224.0 (27)	96.6 (22)	127.1 (26)	315.5 (19)	121.9 (22)	193.6 (17)
1991	279.6 (22)	91.7 (18)	187.9 (16)	339.4 (26)	98.7 (9)	240.8 (27)
1990	260.2 (26)	87.4 (25)	172.8 (20)	356.1 (27)	167.3 (28)	188.8 (13)
1989	341.0 (8)	109.3 (19)	231.7 (6)	352.8 (23)	123.6 (17)	229.1 (23)
1988	268.3 (27)	132.5 (9)	135.8 (27)	292.6 (5)	131.2 (19)	161.4 (3)
1987	296.9 (23)	118.1 (20)	178.9 (24)	325.1 (11)	118.5 (14)	206.6 (15)
1986	332.9 (13)	85.8 (28)	247.1 (4)	323.8 (16)	137.7 (24)	186.1 (6)
1985	343.7 (9)	145.7 (6)	198.0 (14)	294.6 (7)	103.4 (6)	191.2 (9)
1984	328.9 (14)	127.0 (11)	201.9 (16)	318.7 (9)	117.8 (12)	200.8 (12)
1983	331.9 (13)	162.8 (5)	169.1 (25)	348.5 (20)	142.6 (21)	205.9 (17)
1982	292.6 (21)	149.7 (2)	142.9 (28)	312.0 (13)	143.2 (25)	168.8 (5)
1981	3351.4 (9)	127.5 (15)	223.9 (6)	364.2 (25)	184.4 (28)	179.8 (6)
1980	339.7 (10)	140.0 (7)	199.7 (12)	297.6 (8)	117.3 (11)	180.4 (7)
1979	341.9 (8)	140.8 (14)	201.1 (8)	270.2 (3)	110.6 (6)	159.6 (8)
1978	372.8 (1)	197.8 (1)	175.0 (9)	288.4 (9)	115.8 (4)	172.7 (21)
1977	307.9 (11)	164.5 (14)	143.4 (6)	259.99 (5)	114.6 (2)	145.2 (15)
1976	335.3 (8)	210.6 (2)	124.7 (20)	287.3 (11)	131.9 (8)	155.4 (16)
1975	305.9 (13)	131.8 (16)	174.1 (10)	318.9 (14)	158.6 (19)	160.3 (12)
1974	319.6 (6)	152.4 (6)	167.1 (8)	290.5 (13)	113.4 (4)	177.1 (22)
1973	274.5 (17)	115.1 (23)	159.4 (10)	299.1 (18)	203.6 (26)	95.6 (2)
1972	260.5 (21)	109.4 (22)	151.9 (15)	374.9 (26)	194.4 (26)	180.1 (4)
1971	254.0 (21)	119.2 (23)	134.8 (23)	290.9 (15)	137.0 (6)	153.9 (14)
1970	187.6 (26)	74.3 (26)	113.3 (26)	304.4 (23)	148.1 (26)	156.2 (10)



RECORDS



PATRIOTS ALL-TIME LEADERS

BOLD = player on current roster

ALL-TIME LEADING RUSHERS

(Based On Rushing Yardage)

NAME	YEARS	NO.	YDS	AVG	LG	TD
1. Sam Cunningham	1973-79, 81-82	1,385	5,453	3.9	75t	43
2. Jim Nance	1965-71	1,323	5,323	4.0	65t	45
3. Tony Collins	1981-87	1,191	4,647	3.9	54	32
4. Curtis Martin	1995-97	958	3,799	4.0	70t	32
5. Kevin Faulk	1999-11	864	3,607	4.2	45t	16
6. Don Calhoun	1975-81	820	3,391	4.1	73	23
7. John Stephens	1988-92	891	3,249	3.6	52	17
8. Corey Dillon	2004-06	753	3,180	4.2	50	37
9. Larry Garron	1960-68	759	2,981	3.9	85t	14
10. Antowain Smith	2001-03	721	2,781	3.9	44	21
11. Craig James	1984-88	585	2,469	4.2	73	11
12. Leonard Russell	1991-93	689	2,437	3.5	24	13
13. Laurence Maroney	2006-09	582	2,430	4.2	59t	21
14. Mosi Tatupu	1978-90	612	2,415	3.9	55	18
15. Carl Garrett	1969-72	537	2,235	4.2	80t	15
16. Steve Grogan	1975-90	443	2,176	4.9	41t	35
17. BenJarvus Green-Ellis	2008-11	510	2,064	4.0	33t	29
18. Andy Johnson	1974-76, 78-81	491	2,017	4.1	69t	13
19. Ron Burton	1960-65	429	1,536	3.6	59	9
20. Sammy Morris	2007-10	334	1,486	4.4	55	12
21. Horace Ivory	1977-81	329	1,336	4.1	52	14
22. Mack Herron	1973-75	353	1,298	3.7	53	9
23. Robert Perryman	1987-89	369	1,294	3.5	48	9
24. Vagas Ferguson	1980-82	290	1,163	4.0	44	5
25. Robert Edwards	1998	291	1,115	3.8	53	9
26. Jim Crawford	1960-64	302	1,078	3.6	39t	5
27. Josh Ashton	1972-74	247	950	3.8	35	3
28. Vito "Babe" Parilli	1961-67	228	949	4.2	33t	15
29. Danny Woodhead	2010-11	178	898	5.1	36t	6
30. Terry Allen	1999	254	896	3.5	22t	8
31. Jim Plunkett	1971-75	159	817	5.1	37	9
32. Mark van Eeghen	1982-83	177	744	4.2	17	2
33. Robert Weathers	1982-86	159	733	4.6	77	4
34. Tom Brady	2000-11	379	716	1.9	22	8
35. Marion Butts	1994	243	703	2.9	26	8
36. Jon Vaughn	1991-92	144	597	4.1	36	3
37. Billy Lott	1961-63	143	573	4.0	38	8
38. Reggie Dupard	1986-89	186	571	3.1	49	6
39. John Tarver	1972-74	155	554	3.6	28	7
40. Drew Bledsoe	1993-2001	270	553	2.0	25	2
41. J.R. Redmond	2000-02	164	527	3.2	20	1
42. Patrick Pass	2000-06	128	526	4.1	31	3
43. Tony Eason	1983-89	126	474	3.8	26	6
44. Heath Evans	2005-08	123	453	3.7	21	2
45. Stevan Ridley	2011	87	441	5.1	33t	1
46. J.D. Garrett	1964-67	116	434	3.7	58	3
47. David Meggett	1995-97	120	432	3.6	25	3
48. Fred Taylor	2009-10	106	424	4.0	24	4
49. Tom Yewcic	1961-66	72	424	5.9	46	4
50. Al Miller	1960	101	416	4.2	33	1

100-Yard Rushing Games

Career

1. Nance, J. 17
2. Martin, C. 14

Season

1. Martin, C. 9 (1995)
2. Dillon, C. 8 (2004)
- Nance, J. 8 (1966)

Consecutive Games

1. Martin, C. 5 (11/26/95-12/23/95)
2. Nance, J. 4 (11/13/66-12/11/66)
- Calhoun, D. 4 (11/14/76-12/5/76)

Top 10s

By Rushing Attempts

NAME	ATT.
1. Cunningham, S.	1,385
2. Nance, J.	1,323
3. Collins, T.	1,191
4. Martin, C.	958
5. Stephens, J.	891
6. Faulk, K.	864
7. Calhoun, D.	820
8. Garron, L.	759
9. Dillon, C.	753
10. Smith, A.	721

By Rushing TDs

NAME	TDs
1. Nance, J.	45
2. Cunningham, S.	43
3. Dillon, C.	37
4. Grogan, S.	35
5. Martin, C.	32
Collins, T.	32
7. Green-Ellis, B.	29
8. Calhoun, D.	23
9. Smith, A.	21
Maroney, L.	21

By Rushing Average

(Minimum 450 Carries)

NAME	AVG.
1. Dillon, C.	4.2
Garrett, C.	4.2
James, C.	4.2
Faulk, K.	4.2
Maroney, L.	4.2
6. Calhoun, D.	4.1
Johnson, A.	4.1
8. Green-Ellis, B.	4.0
Nance, J.	4.0
Martin, C.	4.0
11. Collins, T.	3.9
Cunningham, S.	3.9
Garron, L.	3.9
Smith, Antowain	3.9
Tatupu, M.	3.9



PATRIOTS ALL-TIME LEADERS

ALL-TIME LEADING RECEIVERS

(Based On Number Of Receptions)

NAME	YEARS	NO.	YDS	AVG	LG	TD
1. Troy Brown, WR	1993-07	557	6,366	11.4	82t	31
2. Wes Welker, WR	2007-11	554	6,105	11.0	99t	31
3. Stanley Morgan, WR	1977-89	534	10,352	19.4	76t	67
4. Ben Coates, TE	1991-99	490	5,471	11.2	84t	50
5. Kevin Faulk, RB	1999-11	431	3,701	8.6	52t	15
6. Irving Fryar, WR	1984-92	363	5,726	15.8	80t	38
7. Terry Glenn, WR	1996-01	329	4,669	14.2	86t	22
8. Deion Branch, WR	2002-05, 2010-11	312	4,152	13.2	79t	24
9. Gino Cappelletti, WR	1960-70	292	4,589	15.7	63t	42
10. Jim Colclough, WR	1960-68	283	5,001	17.7	78t	39
Tony Collins, RB	1981-87	261	2,356	9.0	49	12
12. Randy Moss, WR	2007-10	259	3,904	15.1	76t	50
13. Vincent Brisby, WR	1993-99	217	3,142	14.5	72	14
14. Sam Cunningham, RB	1973-79, 81-82	210	1,905	9.1	41	6
Marv Cook, TE	1989-93	210	1,843	8.8	49	11
16. Russ Francis, TE	1975-80, 87-88	207	3,157	15.3	53	28
17. Art Graham, WR	1963-68	199	3,107	15.6	80t	20
18. Cedric Jones, WR	1982-90	191	2,703	14.2	65t	16
19. Larry Garron, RB	1960-68	185	2,502	13.5	76t	25
20. Shawn Jefferson, WR	1996-99	178	3,081	17.3	76	14
21. Randy Vataha, WR	1971-76	178	3,055	17.2	88t	23
22. Michael Timpson, WR	1989-94	172	2,472	14.4	60t	8
23. Benjamin Watson, TE	2004-09	167	2,102	12.6	40	20
24. David Patten, WR	2001-04	165	2,513	15.2	91t	16
25. Andy Johnson, RB	1974-76, 78-81	161	1,807	11.2	53	9
26. David Givens, WR	2002-05	158	2,214	14.0	57	12
27. Harold Jackson, WR	1978-81, 87	156	3,162	20.3	59	18
28. Jim Whalen, TE	1965-69	153	2,487	16.3	87t	17
29. Rob Gronkowski, TE	2010-11	132	1,873	14.2	52t	27
30. Jim Nance, RB	1965-71	129	844	6.5	45	1
31. Reggie Rucker, WR	1971-74	126	1,884	15.0	69t	10
32. Aaron Hernandez, TE	2010-11	124	1,473	11.9	46	13
33. Greg McMurtry, WR	1990-93	120	1,519	12.7	65t	4
34. Daniel Graham, TE	2002-06	120	1,393	11.6	48	17
35. Derrick Ramsey, TE	1983-85	118	1,412	12.0	39	14
36. Lin Dawson, TE	1981-90	117	1,233	10.5	42	8
Curtis Martin, RB	1995-97	117	890	7.6	41	5
38. Stephen Starring, WR	1983-87	112	1,865	16.7	76t	11
39. Ron Burton, RB	1960-65	111	1,205	10.9	73t	8
40. Darryl Stingley, WR	1973-77	110	1,883	17.1	68	14
Tony Romeo, TE	1962-67	110	1,724	15.7	62	10
42. Carl Garrett, RB	1969-72	107	1,158	10.8	80t	3
43. David Meggett, RB	1995-97	104	829	8.0	49t	1
Sam Gash, FB	1992-97	104	826	7.9	30	6
45. John Stephens, RB	1988-92	100	781	7.8	43	1
46. Don Hasselbeck, TE	1977-83	99	1,444	14.6	51	15
47. Kevin Turner, RB	1992-94	98	856	8.7	32	6
48. Mosi Tatupu, RB	1978-90	96	843	8.8	41	2
49. Jabar Gaffney, WR	2006-08	85	1,059	12.5	56t	8
50. Hart Lee Dykes, WR	1989-90	83	1,344	16.2	42	7

100-Yard Receiving Games

Career

1. Morgan, S.	38
2. Welker, W.	23
3. Moss, R.	18
4. Brown, T.	13
Glenn, T.	13

Season

1. Moss, R.	9 (2007)
Morgan, S.	9 (1986)
2. Welker, W.	8 (2011)
3. Welker, W.	7 (2009)

Consecutive Games

Moss, R.	4 (9/9/07-10/1/07)
----------	--------------------

Top 10s

By Receiving YDs

NAME	YDS
1. Morgan, WR.....	10,352
2. Brown, WR.....	6,366
3. Welker, WR.....	6,105
4. Fryar, WR.....	5,726
5. Coates, TE.....	5,471
6. Colclough, WR.....	5,001
7. Glenn, WR.....	4,669
8. Cappelletti, WR.....	4,589
9. Branch, WR.....	4,152
10. Moss, WR.....	3,904

By Receiving TDs

NAME	TDs
1. Morgan, WR.....	67
2. Coates, TE.....	50
Moss, WR.....	50
4. Cappelletti, WR.....	42
5. Colclough, WR.....	39
6. Fryar, WR.....	38
7. Brown, WR.....	31
Welker, WR.....	31
9. Francis, TE.....	28
10. Gronkowski, TE.....	27

By Receiving YDs Avg.

(Minimum 150 Catches)

NAME	AVG.
1. Jackson, WR.....	20.3
2. Morgan, WR.....	19.4
3. Colclough, WR.....	17.7
4. Jefferson, WR.....	17.3
5. Vataha, WR.....	17.2
6. Whalen, TE.....	16.3
7. Fryar, WR.....	15.8
8. Cappelletti, WR.....	15.7
9. Graham, WR.....	15.6
10. Francis, TE.....	15.3

PATRIOTS ALL-TIME LEADERS

ALL-TIME LEADING PASSERS

(Based On Passing Yardage)

NAME	YEARS	ATT	CMP	YARDS	PCT	TD	INT	RTG
1. Tom Brady	2000-11	5,321	3,397	39,979	63.8	300	115	96.4
2. Drew Bledsoe	1993-01	4,518	2,544	29,657	56.3	166	138	75.9
3. Steve Grogan	1975-90	3,593	1,879	26,886	52.3	182	208	69.6
4. Vito "Babe" Parilli	1961-67	2,412	1,140	16,747	47.3	132	138	64.8
5. Tony Eason	1983-89	1,500	876	10,732	58.4	60	48	80.6
6. Jim Plunkett	1971-75	1,503	729	9,932	48.5	62	87	59.7
7. Hugh Millen	1991-92	612	370	4,276	60.5	17	28	71.8
9. Matt Cassel	2005-08	555	349	3,946	62.9	23	13	88.2
10. Mike Taliaferro	1968-70	680	305	3,920	44.9	27	44	49.8
11. Ed "Butch" Songin	1960-61	604	285	3,905	47.2	36	24	71.7
11. Matt Cavanaugh	1978-82	385	206	3,018	53.5	19	23	70.9
12. Marc Wilson	1989-90	415	214	2,631	51.6	9	16	62.6
13. Doug Flutie	1987-89,05	305	148	1,871	48.5	11	14	61.0
14. Tommy Hodson	1990-92	315	171	1,809	54.3	7	11	64.1
15. Tom Yewcic	1961-66	206	87	1,374	42.2	12	12	60.2
16. Scott Zolak	1992-98	244	124	1,314	50.8	8	7	65.8
17. Tom Sherman	1968-69	226	90	1,199	39.8	12	16	45.6
18. Joe Kapp	1970	219	98	1,104	44.7	3	17	32.6
19. Tom Ramsey	1985-88	164	84	1,005	51.2	6	9	59.6
20. Scott Secules	1993	134	75	918	56.0	2	9	54.3
21. Tom Owen	1976-81	114	58	655	50.9	3	9	44.3
22. Don Trull	1967	81	27	442	33.3	1	7	20.7
23. Brian Dowling	1972-73	54	29	383	53.7	2	1	81.0
24. Brian Hoyer	2009-11	43	27	286	62.8	1	1	77.9
25. Ed Wilson	1965	46	20	257	43.5	1	3	41.7
26. Tom Greene	1960	63	27	251	42.9	1	6	20.1
27. Neil Graff	1974-75	36	19	241	52.8	2	3	57.8
28. Jeff Carlson	1992	49	18	232	36.7	1	3	33.7
29. Andy Johnson	1974-76,78-81	13	7	194	53.8	4	1	106.6
30. Bob Bleier	1987	39	14	181	35.9	1	1	49.2
31. Richard Christy	1960	11	6	94	54.5	2	2	83.1
32. John Huarte	1966-67	20	8	88	40.0	0	2	14.2
Rohan Davey	2002-04	19	8	88	42.1	0	0	56.5
34. Mike Kerrigan	1983-84	15	7	85	46.7	0	1	32.5
35. Michael Bishop	1999-00	9	3	80	33.3	1	1	64.4
36. Dick Shiner	1973-74	10	5	68	50.0	0	1	32.5
37. John Friesz	1999-00	21	11	66	52.4	0	1	39.0
38. David Patten	2001-04	3	1	60	33.3	1	1	81.9
39. Don Westbrook	1977-81	2	2	52	100.0	0	0	118.8
40. Bob Gladioux	1969-72	3	1	48	33.3	0	1	42.4
41. Harvey White	1960	7	3	44	42.9	0	0	64.0
42. Larry Garron	1960-68	6	1	39	16.7	0	0	54.2
43. Harold Jackson	1978-81,87	4	2	35	50.0	0	0	80.2
David Meggett	1995-97	3	1	35	33.3	1	0	118.1
45. Jim Corcoran	1968	7	3	33	42.9	0	2	17.9
46. Kim Hammond	1969-70	6	2	31	33.3	0	0	51.4
47. Mosi Tatupu	1978-90	2	2	30	100.0	1	0	158.3
48. Vinny Testaverde	2006	3	2	29	66.7	1	0	137.5
49. Jim Crawford	1960-64	2	2	27	100.0	0	0	118.8
Gino Cappelletti	1960-70	1	1	27	100.0	1	0	158.3

Top 10 By Passer Rating

(Minimum 200 Attempts)

NAME	RATING
1. Brady T.	96.4
2. Cassel, M.	88.2
3. Eason, T.	80.6
4. Bledsoe, D.	75.9
5. Millen, H.	71.8
6. Songin, B.	71.7
7. Cavanaugh, M.	70.9
8. Grogan, S.	69.6
9. Zolak, S.	65.8
10. Parilli, V.	64.8

300-Yard Passing Games

Career

NAME	NO.
1. Brady, T.	45
2. Bledsoe, D.	26
3. Grogan, S.	12

Season

NAME	NO.
1. Brady, T.	11 (2011)
2. Brady, T.	8 (2007)
3. Brady, T.	7 (2009)
Bledsoe, D.	7 (1994)

Consecutive Games

5 Brady, T. (10/18/09-11/22/09)

Top 10s

By Passing Attempts

NAME	ATT
1. Brady T.	5,321
2. Bledsoe, D.	4,518
3. Grogan, S.	3,593
4. Parilli, V.	2,412
5. Plunkett, J.	1,503
6. Eason, T.	1,500
7. Taliaferro, M.	680
8. Millen, H.	612
9. Songin, B.	604
10. Cassel, M.	555

By Passing Comp.

NAME	CMP
1. Brady, T.	3,397
2. Bledsoe, D.	2,544
3. Grogan, S.	1,879
4. Parilli, V.	1,140
5. Eason, T.	876
6. Plunkett, J.	729
7. Millen, H.	370
8. Cassel, M.	349
9. Taliaferro, M.	305
10. Songin, B.	285

By Passing TDs

NAME	TDs
1. Brady, T.	300
2. Grogan, S.	182
3. Bledsoe, D.	166
4. Parilli, V.	132
5. Plunkett, J.	62
6. Eason, T.	60
7. Songin, B.	36
8. Taliaferro, M.	27
9. Cassel, M.	23
10. Cavanaugh, M.	19

By Interceptions

NAME	INT.
1. Grogan, S.	208
2. Bledsoe, D.	138
Parilli, V.	138
4. Brady, T.	115
5. Plunkett, J.	87
6. Eason, T.	48
7. Taliaferro, M.	44
8. Millen, H.	28
9. Songin, B.	24
10. Cavanaugh, M.	23

By Completion %

(Minimum 200 Attempts)

NAME	%
1. Brady, T.	63.8
2. Cassel, M.	62.9
3. Millen, H.	60.5
4. Eason, T.	58.4
5. Bledsoe, D.	56.3
6. Hodson, T.	54.3
7. Cavanaugh, M.	53.5
8. Grogan, S.	52.3
9. Wilson, M.	51.6
10. Zolak, S.	50.8



PATRIOTS ALL-TIME LEADERS

ALL-TIME LEADING SCORERS

(Based On Total Points)

NAME	YEARS	TD	TD RUN	TD PA	TD RT	TWO PT	FG	PAT	TP
1. Adam Vinatieri	1996-2005	0	0	0	0	1	263	367	1,158
2. Gino Cappelletti	1960-70	42	0	42	0	4	176	342	1,130
3. Stephen Gostkowski	2006-11	0	0	0	0	0	141	289	712
4. John Smith	1974-83	0	0	0	0	0	128	308	692
5. Tony Franklin	1984-87	0	0	0	0	0	93	163	442
6. Stanley Morgan	1977-89	68	0	67	1	0	0	0	408
7. Ben Coates	1991-99	50	0	50	0	1	0	0	302
8. Randy Moss	2007-09	50	0	50	0	0	0	0	302
9. Sam Cunningham	1973-79, 81-82	49	43	6	0	0	0	0	294
10. Jim Nance	1965-71	46	45	1	0	0	0	0	276
11. Tony Collins	1981-87	44	32	12	0	0	0	0	264
12. Irving Fryar	1984-92	42	1	38	3	0	0	0	252
Larry Garron	1960-68	42	14	26	2	0	0	0	252
14. Matt Bahr	1993-95	0	0	0	0	0	55	73	238
Jim Colclough	1960-68	39	0	39	0	2	0	0	238
16. Corey Dillon	2004-06	39	37	2	0	1	0	0	236
17. Curtis Martin	1995-97	37	32	5	0	2	0	0	226
18. Steve Grogan	1975-90	36	35	0	1	0	0	0	216
19. Jason Staurovsky	1988-91	0	0	0	0	0	50	57	207
20. Troy Brown	1993-07	34	0	31	3	1	0	0	206
21. Kevin Faulk	1999-11	33	16	15	2	1	0	0	200
22. Wes Welker	2007-11	31	0	31	0	1	0	0	189
23. BenJarvus Green-Ellis	2008-11	29	0	29	0	0	0	0	174
24. Russ Francis	1975-80, 87-88	28	0	28	0	0	0	0	168
Rob Gronkowski	2010-11	28	1	27	0	0	0	0	168
26. Don Calhoun	1975-81	25	23	2	0	0	0	0	150
27. Antowain Smith	2001-03	24	21	3	0	1	0	0	146
28. Deion Branch	2002-05, 2010-11	24	0	24	0	0	0	0	144
Randy Vataha	1971-76	24	0	23	1	0	0	0	144
30. Laurence Maroney	2006-2009	22	21	1	0	1	0	0	134
31. Terry Glenn	1996-2001	22	0	22	0	0	0	0	132
Andy Johnson	1974-76, 78-81	22	13	9	0	0	0	0	132
Mosi Tatupu	1978-90	21	18	2	1	0	0	0	126
Benjamin Watson	2004-09	20	0	20	0	0	0	0	120
Art Graham	1963-68	20	0	20	0	0	0	0	120
36. Ron Burton	1960-65	19	9	8	2	0	0	0	114
John Stephens	1988-92	19	17	1	1	0	0	0	114
Carl Garrett	1969-72	18	15	3	0	0	0	0	108
Harold Jackson	1978-81, 87	18	0	18	0	0	0	0	108
Cedric Jones	1982-90	18	0	16	2	0	0	0	108
41. Charlie Gogolak	1970-72	0	0	0	0	0	20	42	102
Daniel Graham	2002-06	17	0	17	0	0	0	0	102
Horace Ivory	1977-81	17	14	2	1	0	0	0	102
David Patten	2001-04	17	1	16	0	0	0	0	102
45. Jim Whalen	1965-69	17	0	17	0	0	0	0	102
46. Mack Herron	1973-75	16	9	6	1	0	0	0	96
Darryl Stingley	1973-77	16	2	14	0	0	0	0	96
48. Vito "Babe" Parilli	1961-67	15	15	0	0	1	0	0	92
49. Don Hasselbeck	1977-83	15	0	15	0	0	0	0	90
Billy Lott	1961-63	15	7	8	0	0	0	0	90

Top 10s

By Touchdowns

Name	TDs
1. Morgan, S.....	68
2. Coates, B.....	50
Moss, R.....	50
4. Cunningham, S.....	49
5. Nance, J.....	46
6. Collins, T.....	44
7. Cappelletti, G.....	42
Fryar, I.....	42
Garron, L.....	42
10. Colclough, J.....	39
Dillon, C.....	39

By Field Goal Att.

Name	FGA
1. Cappelletti, G.....	333
2. Vinatieri, A.....	321
3. Smith, J.....	191
4. Gostkowski, S.....	167
5. Franklin, T.....	125
6. Bahr, M.....	72
7. Staurovsky, J.....	69
8. Gogolak, C.....	36
9. Baumann, C.....	27
10. Sisson, S.....	26

By Field Goals Made

Name	FGs
1. Vinatieri, A.....	263
2. Cappelletti, G.....	176
3. Gostkowski, S.....	141
4. Smith, J.....	128
5. Franklin, T.....	93
6. Bahr, M.....	55
7. Staurovsky, J.....	50
8. Gogolak, C.....	20
9. Baumann, C.....	18
10. Davis, G.....	16

By PATs Attempted

Name	No.
1. Vinatieri, A.....	374
2. Cappelletti, G.....	353
3. Smith, J.....	323
4. Gostkowski, S.....	290
5. Franklin, T.....	166
6. Bahr, M.....	73
7. Staurovsky, J.....	59
8. Gogolak, C.....	42
9. Graham, S.....	37
10. Baumann, C.....	34

By PATs Made

Name	PATs
1. Vinatieri, A.....	367
2. Cappelletti, G.....	342
3. Smith, J.....	308
4. Gostkowski, S.....	289
5. Franklin, T.....	163
6. Bahr, M.....	73
7. Staurovsky, J.....	57
8. Gogolak, C.....	42
9. Graham, S.....	35
10. Baumann, C.....	31

PATRIOTS ALL-TIME LEADERS

ALL-TIME LEADING INTERCEPTORS

By Interceptions

NAME	YEARS	NO	YDS	AVG	LG	TD
1. Raymond Clayborn	1977-89	36	555	15.4	85	1
Ty Law	1995-04	36	583	16.2	65t	6
3. Ron Hall	1961-67	29	476	16.4	87	1
Roland James	1982-91	29	383	13.2	46	0
Fred Marion	1980-90	29	457	15.8	83	1
6. Mike Haynes	1976-82	28	393	14.0	50	1
7. Maurice Hurst	1989-95	27	263	9.7	36	1
8. Nick Buoniconti	1962-68	24	223	9.3	41	0
Ronnie Lippett	1984-91	24	420	17.5	73	2
10. Asante Samuel	2003-07	22	313	14.2	55t	3
11. Don Webb	1961-70	21	366	17.4	59	2
12. Lawyer Milloy	1996-02	19	123	6.5	30t	1
13. Ron Bolton	1972-75	18	116	6.4	56	0
14. Tim Fox	1976-81	17	215	12.6	29	0
Steve Nelson	1974-87	17	226	13.3	37	0
16. Tom Addison	1960-67	16	103	6.4	17	1
Rick Sanford	1979-84	16	198	12.4	99t	1
18. Prentice McCray	1974-80	15	352	23.5	63t	2
Ross O'Hanley	1960-65	15	288	19.2	61	1
Chuck Shonta	1960-67	15	261	17.4	52	0
21. Willie Clay	1996-98	13	178	13.7	53t	1
22. Tedy Bruschi	1996-08	12	187	15.6	48t	4
Dick Felt	1962-66	12	199	16.6	35	0
Brandon Meriweather	2007-10	12	213	17.8	56	1
Mike Vrabel	2001-08	11	73	6.6	24t	1
26. Vincent Brown	1988-95	10	95	9.5	49t	1
Larry Carwell	1969-72	10	186	18.6	53t	1
Bob Howard	1975-77	10	90	9.0	44t	1
Leroy Mitchell	1967-68	10	50	5.0	20	0
Otis Smith	1996,2000-02	10	278	27.8	78t	2
Eugene Wilson	2003-07	10	74	7.4	14	1
32. Ellis Hobbs	2005-08	9	87	9.7	70	0
Devin McCourty	2010-11	9	148	16.4	50	0
Ed Philpott	1967-71	9	91	10.1	23	0
35. Kyle Arrington	2009-11	8	128	16.0	36t	1
Fred Bruney	1960-62	8	125	15.6	33t	1
Rodney Harrison	2003-08	8	16	2.3	12	0
Tom Hennessey	1965-66	8	113	14.1	33	0
James Sanders	2005-10	8	172	21.5	42	2
40. Terrell Buckley	2001-02	7	126	18.0	52t	1
Jerome Henderson	1991-93,96	7	52	7.4	34	0
Sam Hunt	1975-79	7	189	27.0	68t	1
Tyrone Poole	2003-05	7	102	14.6	44	0
Johnny Rember	1983-92	7	70	10.0	37	0
Bob Suci	1963	7	277	39.6	98t	2
Clyde Washington	1961-61	7	58	8.3	33	0
47. John Charles	1967-69	6	110	18.3	35t	1
Lawrence McGrew	1980-89	6	49	8.2	27	0
Rod McSwain	1984-90	6	89	14.8	42	0
Ricky Reynolds	1994-96	6	24	4.0	11	0
John Sanders	1974-76	6	75	12.5	23t	1

Top 10s

By Int. Return YDs

NAME	NO.
1. Law, T.....	583
2. Clayborn, R.....	555
3. Hall, R.....	476
4. Marion, F.....	457
5. Lippett, R.....	420
6. Haynes, M.....	393
7. James, R.....	383
8. Webb, D.....	366
9. McCray, P.....	352
10. Samuel, A.....	313

By Touchdowns

1. Law, T.....	6
2. Bruschi, T.....	4
3. Samuel, A.....	3
4. Lippett, R.....	2
McCray, P.....	2
McGinest, W.....	2
Sanders, J.....	2
Smith, O.....	2
Suci, B.....	2
Webb, D.....	2
Charles, J.....	2



PATRIOTS ALL-TIME LEADERS

ALL-TIME LEADING PUNTERS

By Punts

NAME	YEARS	NO	YARDS	AVG	LG	BLK
1. Rich Camarillo	1981-87	468	19,922	42.6	76	4
2. Tom Yewcic	1961-66	377	14,553	38.6	70	9
3. Tom Janik	1969-71	243	9,516	39.2	58	1
4. Mike Patrick	1975-78	222	8,481	37.7	64	3
5. Tom Tupa	1996-98	215	9,602	44.7	73	1
6. Ken Walter	2001-03, 06	211	8,141	38.6	58	2
7. Lee Johnson	1999-01	203	8,578	42.3	76	1
8. Josh Miller	2004-06	175	7,682	43.6	69	1
9. Shawn McCarthy	1991-92	169	6,862	40.7	93	2
10. Chris Hanson	2007-09	149	6,185	41.5	70	2
11. Jeff Feagles	1988-89	154	5,874	38.1	74	1
12. Terry Swanson	1967-68	127	5,081	40.0	62	2
13. Zoltan Mesko	2010-11	115	5,153	44.8	65	0
14. Pat O'Neill	1994-95	110	4,355	39.6	57	0
15. Bruce Barnes	1973-74	100	3,738	37.4	53	0
16. Brian Hansen	1990	90	3,752	41.7	69	2
17. Eddie Hare	1979	83	3,038	36.6	58	1

By Punt Avg.

(Minimum 50 Punts)

NAME	AVG.
1. Mesko, Z	44.8
2. Tupa, T.....	44.7
3. Miller, J.....	43.6
4. Camarillo, R.....	42.6
5. Saxon, M.....	42.4
6. Johnson, L.....	42.3
7. Hansen, B.....	41.7
8. Hanson, C.....	41.5
9. McCarthy, S.....	40.6
10. Swanson, T.....	40.0

ALL-TIME LEADING PUNT RETURNERS

(Based on Return Yardage)

NAME	YEARS	NO.	FC	YDS.	AVG	LG	TD
1. Troy Brown	1993-07	252	116	2,625	10.4	85t	3
2. Irving Fryar	1984-92	206	71	2,055	10.0	85t	3
3. David Meggett	1995-97	142	34	1,438	10.1	60t	1
4. Mike Haynes	1976-82	111	8	1,159	10.4	89t	2
5. Stanley Morgan	1977-89	92	32	960	10.4	80t	1
6. Kevin Faulk	1999-11	101	54	943	9.3	46	0
7. Wes Welker	2007-11	89	42	942	10.6	33	0
8. Mack Herron	1973-75	74	14	888	12.0	66	0
9. Julian Edelman	2009-11	55	14	680	12.4	94t	2
10. Ricky Smith	1982-84	54	20	537	9.9	55	0
11. Carl Garrett	1969-72	43	2	487	11.3	62	0
12. Roland James	1980-90	42	8	400	9.5	75t	1
13. Ron Burton	1960-65	56	NA	389	6.9	62	0
14. Tim Dwight	2005	32	13	273	8.5	29	0
15. Bob Suci	1963	25	NA	233	9.3	22	0
16. Ronnie Harris	1993-94	26	4	227	8.7	21	0
Walter Stanley	1992	28	17	227	8.1	50	0
18. Jerome Henderson	1991-96	27	10	201	7.4	39	0
19. Billy Johnson	1966-68	23	9	195	8.5	52	0
20. Ray Crittenden	1993-94	21	7	192	9.1	30	0
21. Chris Canty	1997-98	16	7	170	10.6	36	0
22. Sammy Martin	1988-91	20	2	165	8.3	28	0
23. Tom Stephens	1960-64	19	NA	151	7.9	26	0
24. Joe Bellino	1965-67	19	8	148	7.8	18	0
Fred Bruney	1960-62	30	NA	148	4.9	11	0

Top 10s

By Punt Returns

NAME	NO.
1. Brown, T.....	252
2. Fryar, I.....	206
3. Meggett, D.....	142
4. Haynes, M.....	111
5. Faulk, K.....	101
6. Morgan, S.....	92
7. Welker, W.....	89
8. Herron, M.....	74
9. Burton, R.....	56
10. Edelman, J.....	54

By Return Avg.

(Minimum 20 Ret.)

Name	Avg.
1. Edelman, J.....	12.4
2. Herron, M.....	12.0
3. Garrett, C.....	11.3
4. Welker, W.....	10.6
5. Brown, T.....	10.4
Haynes, M.....	10.4
Morgan, S.....	10.4
8. Meggett, D.....	10.1
9. Fryar, I.....	10.0
10. Smith, R.....	9.9

PATRIOTS ALL-TIME LEADERS

ALL-TIME LEADING KICKOFF RETURNERS

(Based on Return Yardage)

NAME	YEARS	NO	YDS	AVG	LG	TD
1. Kevin Faulk	1999-10	181	4,098	22.6	95	2
2. Ellis Hobbs	2005-08	105	2,913	27.7	108t	3
3. David Meggett	1995-97	105	2,561	24.4	62	0
4. Bethel Johnson	2003-05	102	2,557	25.1	93t	2
5. Larry Garron	1960-68	89	2,299	25.8	95	2
6. Stephen Starring	1983-87	107	2,259	21.1	53	0
7. Carl Garrett	1969-72	92	2,251	24.5	63	0
8. Sammy Martin	1988-91	88	2,012	22.9	95t	1
9. Troy Brown	1993-07	87	1,862	21.4	54	0
10. Mack Herron	1973-75	71	1,796	25.3	92t	1
11. Raymond Clayborn	1977-89	57	1,538	27.0	101t	3
12. Ricky Smith	1982-84	67	1,505	22.5	98t	1
13. Derrick Cullors	1997-98	60	1,471	24.5	86t	1
14. Jay Cunningham	1965-67	64	1,372	21.4	45	0
15. Tony Collins	1981-87	65	1,335	20.5	46	0
16. Jon Vaughn	1991-92	54	1,281	23.7	100t	2
17. Horace Ivory	1977-81	45	1,191	26.5	98t	1
18. Brandon Tate	2009-10	45	1,163	25.8	103t	2
19. Ron Burton	1960-65	46	1,119	24.3	91t	1
20. J.D. Garrett	1964-67	48	1,054	22.0	42	0
21. Laurence Maroney	2006-09	41	1,062	25.9	77	0
22. Ray Crittenden	1993-94	47	938	20.0	44	0
23. Joe Bellino	1965-67	43	905	21.0	43	0
24. Allen Carter	1975-76	33	898	27.2	99t	1
25. Deion Branch	2002-05, 2010-11	36	863	24.0	63	0
26. Marvin Allen	1988-91	43	844	19.6	34	0
27. Allan Clark	1979-80	40	837	20.9	38	0
28. Willie Porter	1968-68	36	812	22.6	61	0
29. Patrick Pass	2000-06	36	745	20.7	36	0
30. Dick Christy	1960	24	617	25.7	NA	0
31. Odell Lawson	1970-71	27	593	22.0	52	0
32. Andy Johnson	1974-81	28	544	19.4	41	0
33. Walter Stanley	1992	29	529	18.2	40	0
34. Julian Edelman	2009-11	23	525	22.8	37	0
35. Irving Fryar	1984-92	26	495	19.0	47	0
36. Matthew Slater	2008-11	26	492	18.9	35	0
37. Jess Phillips	1976-77	20	490	24.5	71	0
38. Jon Williams	1984	23	461	20.0	29	0
39. Billy Johnson	1966-68	24	453	18.9	36	0
40. Danny Woodhead	2010-11	20	437	21.9	37	0
41. Leroy Thompson	1994	18	376	20.9	30	0
42. Reggie Rucker	1971-74	15	375	25.0	43	0
43. Bob Suci	1963	17	360	21.2	35	0
44. Curtis Jackson	2000-01	15	353	23.5	47	0
45. Ron Gordin	1971	14	321	22.9	34	0
46. Chris Canty	1997-98	15	313	20.9	63	0
47. Josh Ashton	1972-74	15	309	20.6	31	0
48. Don Westbrook	1977-81	19	290	15.3	33	0
49. Sid Blanks	1969-70	13	283	21.8	29	0
50. Billy Wells	1960	11	275	25.0	NA	0

Top 10s

By Kickoff Returns

NAME	NO.
1. Faulk, K.	181
2. Starring, S.	107
3. Hobbs, E.	105
Meggett, D.	105
5. Johnson, B.	102
6. Garrett, C.	92
7. Garron, L.	89
8. Martin, S.	88
9. Brown, T.	87
10. Herron, M.	71

By Kickoff Return Avg.

(Minimum 20 Ret.)

NAME	AVG.
1. Hobbs, E.	27.7
2. Carter, A.	27.2
3. Clayborn, R.	27.0
4. Ivory, H.	26.5
5. Maroney, L.	25.9
6. Garron, L.	25.8
Tate, B.	25.8
8. Christy, D.	25.7
9. Herron, M.	25.3
10. Johnson, B.	25.1



PATRIOTS LONGEST PLAYS

RUSHING

PLAYER	YDS	OPP.	DATE
1. Larry Garron	85t	vs BUF	10/22/61
2. Carl Garrett	80t	vs MIA	11/09/69
3. Robert Weathers	77	vs BAL (Colts)	09/04/83
Ron Burton	77	at DEN	10/23/60
5. Sam Cunningham	75t	at BUF	10/20/74
6. Craig James	73	vs STL (Cards)	12/02/84

PASSING

PLAYER	YDS	OPP.	DATE
1. T. Brady to W. Welker	99t	at MIA	09/12/11
2. T. Brady to D. Patten	91t	at IND	10/21/01
3. T. Eason to C. James	90t	at CHI	09/15/85
4. J. Plunkett to R. Vataha	88t	at BAL (Colts)	12/19/71
5. T. Sherman to J. Whalen	87t	at NYJ	10/27/68
6. D. Bledsoe to T. Glenn	86t	at PIT	12/06/98

KICKOFF RETURNS

PLAYER	YDS	OPP.	DATE
1. Ellis Hobbs	108t	at NYJ	09/09/07
2. Brandon Tate	103t	at MIA	10/04/10
3. Raymond Clayborn	101t	at BAL (Colts)	12/18/77
4. Raymond Clayborn	100t	at NYJ	10/02/77
Jon Vaughn	100t	at CIN	12/20/92
6. Allan Carter	99t	at BAL (Colts)	12/21/75
Jon Vaughn	99t	at PHX	09/29/91
8. Ricky Smith	98t	vs NYJ	09/19/82
Horace Ivory	98t	at BAL (Colts)	10/19/80
10. Ellis Hobbs	95t	at OAK	12/14/08
Kevin Faulk	95	vs NYJ	11/15/99
Sammy Martin	95t	at IND	11/27/88
Larry Garron	95t	at BUF	11/03/62

PUNT RETURNS

PLAYER	YDS	OPP.	DATE
1. Julian Edelman	94t	vs MIA	01/02/11
2. Mike Haynes	89t	vs BUF	11/07/76
3. Troy Brown	85t	vs CLV	12/09/01
Irving Fryar	85t	at BUF	09/22/85
5. Stanley Morgan	80t	vs BAL (Colts)	11/18/79
6. Irving Fryar	77t	vs IND	11/10/85
7. Julian Edelman	72t	vs KC	11/21/11

INTERCEPTION RETURNS

PLAYER	YDS	OPP.	DATE
1. Jimmy Hitchcock	100t	vs MIA	11/23/97
2. Rick Sanford	99t	at CHI	12/05/82
3. Bob Suci	98t	vs HOU (Oilers)	11/01/63
4. Darius Butler	91t	at HOU	01/03/10
5. Victor Green	90t	at NYJ	09/15/02
6. Ron Hall	87t	at DEN	09/18/66
7. Raymond Clayborn	85t	at CLE	10/07/84
8. Fred Marion	83t	at SEA	11/17/85
9. Chris Singleton	82t	at IND	11/15/92

PUNTS

PLAYER	YDS	OPP.	DATE
1. Shawn McCarthy	93	at BUF	11/03/91
2. Luke Prestridge	89	vs MIA	10/21/84
3. Bob Scarpito	87	at DEN	09/29/68
4. Luke Prestridge	82	vs NYJ	10/28/84
5. Rich Camarillo	76	vs NYJ	09/19/82
Lee Johnson	76	at CIN	09/09/01
7. Rich Camarillo	75	at CHI	09/15/85
Rich Camarillo	75	at OAK	11/01/81
10. Jeff Feagles	74	vs IND	10/02/88

FIELD GOALS

PLAYER	YDS	OPPONENT	DATE
1. Adam Vinatieri	57	at CHI	11/10/02
2. Adam Vinatieri	55	at STL	12/13/98
Matt Bahr	55	at MIA	11/12/95
4. Adam Vinatieri	54	vs. CLE	12/09/01
5. Stephen Gostkowski	53	at DEN	10/11/09
Adam Vinatieri	53	vs. K.C.	12/04/00
Jason Staurovsky	53	vs. SEA	10/07/90
Gino Cappelletti	53	at NYJ	11/28/65
8. Stephen Gostkowski	52	vs. CHI	11/26/06
Adam Vinatieri	52	at IND	09/13/98
Adam Vinatieri	52	vs. BUF	10/12/97
Greg Davis	52	at ATL	10/15/89
10. Adam Vinatieri	51	vs. BAL	01/02/00
Charlie Gogolak	51	at MIA	10/17/71
Gino Cappelletti	51	vs. DEN	11/20/64
Greg Davis	51	at IND	0/29/89
13. Stephen Gostkowski	50	at NYJ	11/13/11
Stephen Gostkowski	50	at SEA	12/07/08
Adam Vinatieri	50	at BAL	10/06/96
Teddy Garcia	50	at MIN	09/11/88
Tony Franklin	50	vs. LA (Raid)	11/01/87
Tony Franklin	50	vs. DET	12/08/85
Tony Franklin	50	at T.B.	10/27/85
John Smith	50	vs. K.C.	10/04/81

OPPONENTS LONGEST PLAYS

RUSHING

PLAYER	YDS	OPP.	DATE
1. Jack Larschied	87t	at OAK	10/16/60
2. Thurman Thomas	80t	at BUF	11/18/90
O.J. Simpson	80t	vs BUF	09/16/73
4. Tony Dorsett	75t	vs DAL	09/21/81
5. Maurice Jones-Drew	74t	at JAX	12/24/06
6. Wayne Patrick	72	at BUF	10/11/69

PASSING

PLAYER	YDS	OPP.	DATE
1. George Shaw to Jerry Tarr	97t	vs DEN	09/21/62
2. Len Dawson to Frank Pitts	90t	at KC	11/17/68
3. Ken O'Brien to Wesley Walker	88t	at NYJ	11/24/85
4. Steve DeBerg to S. Paige	86t	vs KC	12/02/90
Clyde Grosscup to Don Maynard	86t	at NY Titans	10/06/62
6. John Hadl to Lance Alworth	85t	vs SD	10/17/65
Ben Roethlisberger to Hines Ward	85t	at PIT	09/25/05

KICKOFF RETURNS

PLAYER	YDS	OPP.	DATE
1. Charlie Warner	102t	vs BUF	11/07/65
2. Terrence McGee	98t	at BUF	10/03/04
3. Mercury Morris	96t	at MIA	12/06/70
4. C.J. Spiller	95t	vs BUF	09/26/10
5. Mercury Morris	94t	vs MIA	12/05/71
6. Ode Burrell	93t	at HOU (Oilers)	11/29/64
Elbert Dubenion	93t	at BUF	11/03/62
8. Leon Washington	92t	vs. NYJ	11/13/08
Reggie Barrow	92t	at JAX	12/07/97

PUNT RETURNS

PLAYER	YDS	OPP.	DATE
1. Adam "Pacman" Jones	81t	at TEN	12/31/06
2. Chris Gamble	76	at CAR	09/18/05
Andre Hastings	76	at NO	10/04/98
Goldie Sellers	76t	at KC	11/17/68
Eugene Mingo	76t	vs DEN	09/09/60
6. Mike Nelms	75t	at WAS	10/25/81
Nesby Glasgow	75t	vs BAL (Colts)	11/18/79

INTERCEPTION RETURNS

PLAYER	YDS	OPP.	DATE
1. Bryant Westbrook	101t	at DET	11/23/00
2. Dick Anderson	94t	vs MIA	11/24/68
3. Ray Buchanan	90t	vs IND	12/11/94
4. Lawrence Timmons	89	vs PIT	11/30/08
5. Al Harris	84	at PHI	12/19/99
6. Leroy Irvin	80	vs LA Rams	11/16/80
7. Levi Johnson	76	at DET	10/10/76
8. Ty Law	74t	at NYJ	12/26/05

PUNTS

PLAYER	YDS	OPP.	DATE
1. Andy Lee	82	at SF	10/05/08
2. Bob Parsons	81	at CHI	11/05/82
3. Joe Prokop	76	vs NYJ	11/05/89
4. James Fraser	75	vs DEN	11/11/62
Brian Moorman	75	vs BUF	09/23/07
6. Reggie Roby	73	vs MIA	10/05/86
7. Mark Horan	71	vs DEN	10/27/91
Brian Moorman	71	at BUF	09/07/03

FIELD GOALS

PLAYER	YDS	OPP	DATE
1. Michael Koenen	58	at ATL	10/09/05
2. David Akers	57	at PHI	09/14/03
3. Mike Nugent	54	vs CIN	09/12/10
Morten Anderson	54	at ATL	10/01/95
Norm Johnson	54	at ATL	11/29/92
Dean Biasucci	54	vs IND	11/11/90
7. Ryan Lindell	53	vs BUF	09/10/06
Olindo Mare	53	vs. MIA	10/17/99
Jason Elam	53	at DEN	09/07/98
Pat Leahy	53	vs NYJ	10/20/85
Uwe von Schamann	53	vs MIA	10/21/79
12. Dan Carpenter	52	vs. MIA	11/08/09
Adam Vinatieri	52	at IND	11/02/08
John Kasay	52	at CAR	09/18/05
Pat Leahy	52	vs. NYJ	10/20/85
Raul Allegre	52	vs BAL (Colts)	09/04/83
Raul Allegre	52	at BAL (Colts)	10/09/83
Uwe von Schamann	52	vs MIA	11/13/82
Chris Bahr	52	at CIN	10/15/78
20. John Kasay	51	at CAR	09/18/05
Jason Elam	51	vs. DEN	10/08/95
Steve Christie	51	at BUF	11/26/95
Tony Franklin	51	vs MIA	11/06/88

YEAR-BY-YEAR LEADERS

YEAR-BY-YEAR LEADING SCORERS

YR	PLAYER	TD	PAT	FG	TOTAL
1960	Gino Cappelletti	0	36	8	60
1961	Gino Cappelletti	8	48	17**	147**
1962	Gino Cappelletti	5	38	20	128
1963	Gino Cappelletti	2	35	22**	113**
1964	Gino Cappelletti	7	38	25**	155**
1965	Gino Cappelletti	9	27	17	132**
1966	Gino Cappelletti	6	35	16	119**
1967	Gino Cappelletti	3	29	16	95
1968	Gino Cappelletti	2	26	15	83
1969	Gino Cappelletti	0	26	14	68
1970	Jim Nance	7	0	0	42
1971	Charlie Gogolak	0	28	12	64
1972	Carl Garrett	5	0	0	30
1973	Jeff White	0	21	14	63
1974	John Smith	0	42	16	90
1975	John Smith	0	33	9	60
1976	John Smith	0	42	15	87
1977	John Smith	0	33	15	78
1978	Horace Ivory	11	0	0	66
1979	John Smith	0	46	23	115*
1980	John Smith	0	51	26	129*
1981	John Smith	0	37	15	82
1982	John Smith	0	6	5	21
1983	Tony Collins	10	0	0	60
1984	Tony Franklin	0	42	22	108
1985	Tony Franklin	0	40	24	112

YR	PLAYER	TD	PAT	FG	TOTAL
1986	Tony Franklin	0	44	32	140*
1987	Tony Franklin	0	37	15	82
1988	Robert Perryman	6	0	0	36
1989	Greg Davis	0	13	16	61
1990	Jason Staurovsky	0	19	16	67
1991	Jason Staurovsky	0	10	13	49
1992	Charlie Baumann	0	22	11	55
1993	Scott Sisson	0	15	14	57
1994	Matt Bahr	0	36	27	117
1995	Matt Bahr	0	27	23	96
1996	Adam Vinatieri	0	39	27	120
1997	Adam Vinatieri	0	40	25	115
1998	Adam Vinatieri	0	32	31	127
1999	Adam Vinatieri	0	29	26	107
2000	Adam Vinatieri	0	25	27	106
2001	Adam Vinatieri	0	41	24	113
2002	Adam Vinatieri	0	36	27	117
2003	Adam Vinatieri	0	37	25	112
2004	Adam Vinatieri	0	48	31	141*
2005	Adam Vinatieri	0	40	20	100
2006	Stephen Gostkowski	0	43	20	103
2007	Randy Moss	23	0	0	138
2008	Stephen Gostkowski	0	40	36	148*
2009	Stephen Gostkowski	0	47	26	125
2010	BenJarvus Green-Ellis	13	0	0	78
2011	Stephen Gostkowski	0	59	28	143

*NFL Leader

**AFL Leader



John Smith is the only Patriot to lead the NFL in scoring twice (1979, 1980).



Sam Cunningham led the Patriots in rushing from 1975-79, totaling 3,836 yards over the five seasons.

YEAR-BY-YEAR LEADING RUSHERS

YR	PLAYER	ATT	YDS	AVG	LG	TD
1960	Alan Miller	101	416	4.2	33	1
1961	Billy Lott	100	461	4.7	38	5
1962	Ron Burton	134	548	4.0	59	2
1963	Larry Garron	179	750	4.1	47†	2
1964	Larry Garron	183	585	3.2	16	2
1965	Jim Nance	111	321	2.9	20	5
1966	Jim Nance	299*	1458*	4.9	65†	11*
1967	Jim Nance	269*	1216*	4.5	53	7*
1968	Jim Nance	177	593	3.4	30†	4
1969	Jim Nance	193	750	3.9	43	6
1970	Jim Nance	145	522	3.6	21	7
1971	Carl Garrett	181	784	4.3	38	1
1972	Josh Ashton	128	546	4.3	35	3
1973	Sam Cunningham	155	516	3.3	25	4
1974	Mack Herron	231	824	3.6	28	7
1975	Sam Cunningham	169	666	3.9	17	6
1976	Sam Cunningham	172	824	4.8	24	3
1977	Sam Cunningham	270	1015	3.8	31†	4
1978	Sam Cunningham	199	768	3.9	52†	8
1979	Sam Cunningham	159	563	3.5	27	5
1980	Vagas Ferguson	211	818	3.9	44	2
1981	Tony Collins	204	873	4.3	29	7
1982	Tony Collins	164	632	3.9	54	1
1983	Tony Collins	219	1049	4.8	50†	10
1984	Craig James	160	790	4.9	73	1
1985	Craig James	263	1227	4.7	65†	5

YR	PLAYER	ATT	YDS	AVG	LG	TD
1986	Craig James	154	427	2.8	16	4
1987	Tony Collins	147	474	3.2	19	3
1988	John Stephens	297	1168	3.9	52	4
1989	John Stephens	244	833	3.4	35†	7
1990	John Stephens	212	808	3.8	26	2
1991	Leonard Russell	266	959	3.6	24	4
1992	Jon Vaughn	113	451	4.0	36	1
1993	Leonard Russell	300	1088	3.6	21	7
1994	Marion Butts	243	703	2.9	26	8
1995	Curtis Martin	368	1487	4.0	49	14
1996	Curtis Martin	316	1152	3.6	57	14
1997	Curtis Martin	274	1160	4.2	70†	4
1998	Robert Edwards	291	1115	3.8	53	9
1999	Terry Allen	254	896	3.5	39	8
2000	Kevin Faulk	164	570	3.5	18	4
2001	Antowain Smith	287	1157	4.0	44	12
2002	Antowain Smith	252	982	3.9	42†	6
2003	Antowain Smith	182	642	3.5	30	3
2004	Corey Dillon	345	1635	4.7	44	12
2005	Corey Dillon	209	733	3.5	29	12
2006	Corey Dillon	199	812	4.1	50	13
2007	Laurence Maroney	185	835	4.5	59†	6
2008	Sammy Morris	156	727	4.7	35	7
2009	Laurence Maroney	194	757	3.9	45†	9
2010	BenJarvus Green-Ellis	229	1008	4.4	33†	13
2011	BenJarvus Green-Ellis	181	667	3.7	18	11

*AFL Leader

YEAR-BY-YEAR LEADERS

YEAR-BY-YEAR LEADING PASSERS

YR	PLAYER	ATT	CMP	PCT.	YDS	TD	LG	INT
1960	Butch Songin	392	187	47.7	2476	22	78	15
1961	Butch Songin	212	98	46.2	1429	14	58t	9
1962	Babe Parilli	253	140	55.3	1988	18	67t	8
1963	Babe Parilli	337	153	45.4	2335	13	77t	24
1964	Babe Parilli	473	228	48.2	3465*	31*	80t	27*
1965	Babe Parilli	426	173	40.6	2597	18	73t	26
1966	Babe Parilli	382	181	47.4	2721	20	63t	20
1967	Babe Parilli	344	161	46.8	2317	19	79t	24
1968	Tom Sherman	226	90	39.8	1199	12	87t	16
1969	Mike Taliaferro	331	160	48.3	2160	19	77	18
1970	Joe Kapp	219	98	44.7	1104	3	48	17
1971	Jim Plunkett	328	158	48.2	2158	19	88t	16
1972	Jim Plunkett	355	169	47.6	2196	8	62	25
1973	Jim Plunkett	376	193	51.3	2550	13	64	17
1974	Jim Plunkett	352	173	49.1	2457	19	69t	22
1975	Steve Grogan	274	139	50.7	1976	11	62t	18
1976	Steve Grogan	302	145	48.0	1903	18	58t	20
1977	Steve Grogan	305	160	52.5	2162	17	68	21
1978	Steve Grogan	362	181	50.0	2824	15	75t	23
1979	Steve Grogan	423	206	48.7	3286	28	63t	20
1980	Steve Grogan	306	175	57.2	2475	18	71	22
1981	Steve Grogan	216	117	54.2	1859	7	76t	16
1982	Steve Grogan	122	66	54.1	930	7	62t	4
1983	Steve Grogan	303	168	55.4	2411	15	76t	12
1984	Tony Eason	431	259	60.1	3228	23	76t	8
1985	Tony Eason	299	168	56.2	2156	11	90t	17

Yr	Player	Att	Cmp	Pct.	Yds	TD	Lg	int
1986	Tony Eason	448	276	61.6	3328	19	49	10
1987	Steve Grogan	161	93	57.8	1183	10	40	9
1988	Doug Flutie	179	92	51.4	1150	8	80t	10
1989	Steve Grogan	261	133	51.0	1697	9	55t	14
1990	Marc Wilson	265	139	52.5	1625	6	36	11
1991	Hugh Millen	409	246	60.1	3073	9	60t	18
1992	Hugh Millen	203	124	61.1	1203	8	39	10
1993	Drew Bledsoe	429	214	49.9	2494	15	54t	15
1994	Drew Bledsoe	691*	400*	57.9	4555*	25	62t	27*
1995	Drew Bledsoe	636*	323	50.8	3507	13	47t	16
1996	Drew Bledsoe	623*	374*	59.9	4086	27	84t	15
1997	Drew Bledsoe	522	314	60.2	3706	28	76	15
1998	Drew Bledsoe	481	263	54.7	3633	20	86t	14
1999	Drew Bledsoe	539	305	56.6	3985	19	68t	21
2000	Drew Bledsoe	531	312	58.8	3291	17	59	13
2001	Tom Brady	413	264	63.9	2843	18	91t	12
2002	Tom Brady	601	373	62.1	3764	28*	49t	14
2003	Tom Brady	527	317	60.2	3620	23	82t	12
2004	Tom Brady	474	288	60.8	3692	28	50	14
2005	Tom Brady	530	334	63.0	4110*	26	71	14
2006	Tom Brady	516	319	61.8	3529	24	62t	12
2007	Tom Brady	578	398	68.9*	4806*	50*	69t	8
2008	Matt Cassel	516	327	63.4	3693	21	76t	11
2009	Tom Brady	565	371	65.7	4398	28	81t	13
2010	Tom Brady	492	324	65.9	3900	36*	79t	4
2011	Tom Brady	611	401	63.8	5235	39	99t	12

*NFL Leader



Jim Plunkett's 88-yard touchdown pass during the 1971 season ranks as the third longest in Patriots history.



Ben Coates reigns as the only Patriots tight end to lead the team in receiving five times (1993-95, 97-98).

YEAR-BY-YEAR LEADING RECEIVERS

YR	PLAYER	NO	YDS	AVG	LG	TD
1960	Jim Colclough	49	666	13.6	61	9
1961	Gino Cappelletti	45	768	17.1	53	8
1962	Jim Colclough	40	868	21.7	78t	10
1963	Jim Colclough	42	793	18.8	56t	3
1964	Gino Cappelletti	49	865	17.7	58t	7
1965	Jim Colclough	40	677	16.9	41	3
1966	Art Graham	51	673	13.2	42	4
1967	Art Graham	41	606	14.8	79t	4
1968	Jim Whalen (TE)	47	718	15.3	87t	7
1969	Carl Garrett (RB)	29	267	9.2	34	2
1970	Ron Sellers	38	550	14.5	48	4
1971	Randy Vataha	51	872	17.1	88t	9
1972	Reggie Rucker	44	681	15.5	62	3
1973	Reggie Rucker	53	743	14.0	64	3
1974	Mack Herron (RB)	38	474	12.5	18	5
1975	Randy Vataha	46	720	15.7	47	6
1976	Andy Johnson (RB)	29	343	11.8	53	4
1977	Sam Cunningham (RB)	42	370	8.8	35	1
1978	Russ Francis (TE)	39	543	13.9	53	4
1979	Harold Jackson	45	1013	22.5	59	7
1979	Stanley Morgan	44	1002	22.8	63t	12
1980	Stanley Morgan	45	991	22.0	71	6
1981	Don Hasselbeck (TE)	46	808	17.6	51	6
	Stanley Morgan	44	1029	23.4	76t	6
1982	Stanley Morgan	28	584	20.9	75t	3
1983	Stanley Morgan	58	863	14.9	50t	2
1984	Derrick Ramsey (TE)	66	792	12.0	34	7
1985	Tony Collins (RB)	52	549	10.6	49	2

YR	PLAYER	NO	YDS	AVG	LG	TD
1986	Stanley Morgan	84	1491	17.8	44t	10
1987	Tony Collins (RB)	44	347	7.9	29	3
1988	Reggie Dupard (RB)	34	232	6.8	15	0
1989	Eric Sievers (TE)	54	615	11.4	46	0
1990	Irving Fryar	54	856	15.9	56	4
1991	Marv Cook (TE)	82	808	9.9	49	3
1992	Irving Fryar	55	791	14.4	54t	4
1993	Ben Coates (TE)	53	659	12.4	54t	8
1994	Ben Coates (TE)	96	1174	12.2	62t	7
1995	Ben Coates (TE)	84	915	10.9	35	6
1996	Terry Glenn	90	1132	12.6	37t	6
1997	Ben Coates (TE)	66	737	11.2	35	8
1998	Ben Coates (TE)	67	668	10.0	33	6
1999	Terry Glenn	69	1147	16.6	67	4
2000	Troy Brown	83	944	11.4	44t	4
	Terry Glenn	79	963	12.2	39t	6
2001	Troy Brown	101	1199	11.9	60t	5
2002	Troy Brown	97	890	9.2	38	3
2003	Deion Branch	57	803	14.1	66t	3
2004	David Givens	56	874	15.6	50	3
2005	Deion Branch	78	998	12.8	51	5
2006	Reche Caldwell	61	760	12.5	62t	4
2007	Wes Welker	112*	1175	10.5	42	8
	Randy Moss	98	1493	15.2	65t	23*
2008	Wes Welker	111	1165	10.5	64	3
2009	Wes Welker	123*	1348	11.0	58	4
2010	Wes Welker	86	848	9.9	35	7
2011	Wes Welker	122*	1569	12.9	99t	9

*NFL Leader



YEAR-BY-YEAR LEADERS

YEAR-BY-YEAR NET YARDS FROM SCRIMMAGE

YR	PLAYER	TOTAL YDS	RUSH	REC.
1960	Alan Miller	700	416	284
1961	Jim Colcough	794	37	757
	Billy Lott	794	461	333
1962	Ron Burton	1009	548	350
1963	Larry Garron	1168	750	418
1964	Larry Garron	935	585	350
1965	Gino Cappelletti	680	0	680
1966	Jim Nance	1561**	1458**	103
1967	Jim Nance	1412	1216	196
1968	Jim Whalen	718	0	718
1969	Carl Garrett	958	691	267
1970	Jim Nance	670	522	148
1971	Carl Garrett	1049	784	265
1972	Carl Garrett	898	488	410
1973	Reggie Rucker	742	-1	743
1974	Mack Herron	1298	824	299
1975	Sam Cunningham	919	666	253
1976	Sam Cunningham	1123	824	299
1977	Sam Cunningham	1385	1015	370
1978	Sam Cunningham	1065	768	297
1979	Harold Jackson	1025	12	1013
1980	Stanley Morgan	1027	36	991
1981	Tony Collins	1105	873	232
1982	Tony Collins	819	632	187
1983	Tony Collins	1306	1049	257
1984	Craig James	949	790	159
1985	Craig James	1587	1227	360

YR	PLAYER	TOTAL YDS	RUSH	REC.
1986	Stanley Morgan	1491	0	1491
1987	Tony Collins	821	474	347
1988	John Stephens	1266	1168	98
1989	John Stephens	1040	833	207
1990	John Stephens	1004	808	196
1991	Leonard Russell	1040	959	81
1992	Irving Fryar	797	6	791
1993	Leonard Russell	1333	1088	245
1994	Ben Coates	1174	0	1174
1995	Curtis Martin	1748	1487	261
1996	Curtis Martin	1485	1152	333
1997	Curtis Martin	1456	1160	296
1998	Robert Edwards	1446	1115	331
1999	Terry Glenn	1147	0	1147
2000	Kevin Faulk	1035	570	465
2001	Troy Brown	1290	91	1199
2002	Antowain Smith	1225	982	243
2003	Kevin Faulk	1078	638	440
2004	Corey Dillon	1738	1635	103
2005	Deion Branch	998	0	998
2006	Corey Dillon	959	812	147
2007	Randy Moss	1493	0	1493
2008	Wes Welker	1191	26	1165
2009	Wes Welker	1384	36	1348
2010	BenJarvus Green-Ellis	1093	1008	85
2011	Wes Welker	1599	30	1569



Tony Collins is one of two Patriots to lead the team in net yards from scrimmage four times.



Maurice Hurst's six seasons as the leading intreceptor are the most by any Patriot (1989-90, 91-94).

YEAR-BY-YEAR LEADING INTERCEPTORS

YR	PLAYER	NO	YDS	AVG	LG	TD
1960	Gino Cappelletti	4	68	17.0	24	0
	Harry Jacobs	4	26	6.5	14	0
1961	Don Webb	5	153	30.6	59	2
1962	Ross O'Hanley	5	83	16.6	28	0
1963	Bob Suci	8	277	36.7	98	2
1964	Ron Hall	11	148	13.5	50	0
1965	Ron Hall	3	35	11.7	29	0
1966	Ron Hall	6	159	26.5	87	0
1967	Nick Buoniconti	4	7	1.8	7	0
	Don Webb	4	91	22.8	41	0
1968	Leroy Mitchell	7	41	5.9	20	0
1969	Larry Carwell	4	114	28.5	38	0
1970	Daryl Johnson	2	51	25.5	42	0
1971	Larry Carwell	5	72	14.4	53t	1
1972	Honor Jackson	4	133	33.3	55	0
1973	Ron Bolton	6	65	10.8	56	0
1974	Ron Bolton	7	18	2.6	10	0
1975	Ron Bolton	5	33	6.6	15	0
1976	Mike Haynes	8	90	11.3	28	0
1977	Mike Haynes	5	54	10.8	22	0
1978	Mike Haynes	6	123	20.5	50	1
1979	Raymond Clayborn	5	56	11.2	27	0
1980	Raymond Clayborn	5	87	17.4	29	0
1981	Rick Sanford	3	28	9.3	21	0
	Tim Fox	3	20	6.7	20	0
1982	Mike Haynes	4	26	6.5	26	0
1983	Rick Sanford	7	24	3.4	16	0
1984	Raymond Clayborn	3	102	34.0	85	0
1985	Fred Marion	7	189	27.0	83	0
1986	Ronnie Lippett	8	76	9.5	43	0
1987	Fred Marion	4	53	13.3	25	0
1988	Raymond Clayborn	4	65	16.3	31	0
	Fred Marion	4	47	11.8	22	0
	Roland James	4	30	7.5	22	0

YR	PLAYER	NO	YDS	AVG	LG	TD
1989	Maurice Hurst	5	31	6.2	16t	1
1990	Maurice Hurst	4	61	15.3	36	0
	Ronnie Lippett	4	94	23.5	73	0
	Fred Marion	4	17	4.3	16	0
1991	Maurice Hurst	3	21	7.0	21	0
1992	Jerome Henderson	3	43	14.3	34	0
	Maurice Hurst	3	29	9.7	27	0
1993	Maurice Hurst	4	53	13.3	24	0
1994	Maurice Hurst	7	68	9.7	24	0
1995	Vincent Brown	4	1	0.3	1	0
1996	Willie Clay	4	50	12.5	35	0
1997	Willie Clay	6	109	18.2	53t	1
1998	Ty Law	9*	133	14.8	59t	1
1999	Lawyer Milloy	4	17	4.3	17	0
2000	Ty Law	2	32	16.0	32	0
	Lawyer Milloy	2	2	1.0	2	0
	Tebucky Jones	2	20	10.0	20	0
2001	Otis Smith	5	181	36.2	78t	2*
2002	Ty Law	4	33	8.3	29	0
	Terrell Buckley	4	50	12.5	39	0
2003	Ty Law	6	112	18.7	65t	1
	Tyronne Poole	6	81	13.5	44	0
2004	Eugene Wilson	4	51	12.8	24	0
2005	Asante Samuel	3	15	5.0	15	0
	Ellis Hobbs	3	8	2.7	8	0
2006	Asante Samuel	10t	120	12.0	39	0
2007	Asante Samuel	6	89	14.8	42	1
2008	Brandon Meriweather	4	25	6.3	19	0
2009	Brandon Meriweather	5	149	29.8	56	1
	Leigh Bodden	5	60	12.0	53t	1
2010	Devin McCourty	7	110	15.7	50	1
2011	Kyle Arrington	7*t	98	13.1	28	0

*-NFL Leader

YEAR-BY-YEAR LEADERS

YEAR-BY-YEAR SACK LEADERS

Note: Sacks did not become an official statistic until 1982.

YR	PLAYER	SACKS
1960	Jack Rudolph, LB.....	3.0
1961	Rommie Loudd, LB.....	7.0
1962	Larry Eisenhauer, DE.....	5.5
1963	Larry Eisenhauer, DE.....	9.0
1964	Larry Eisenhauer, DE.....	7.5
1965	Larry Eisenhauer, DE.....	9.5
1966	Jim Lee Hunt, DT.....	9.0
1967	Houston Antwine, DT.....	6.0
1968	Houston Antwine, DT.....	7.5
1969	Houston Antwine, DT.....	5.0
1970	Ron Berger, DE.....	9.0
1971	Steve Kiner, LB.....	6.5
1972	Julius Adams, DE.....	4.0
1973	Julius Adams, DE.....	8.0
1974	Julius Adams, DE.....	8.0
1975	Tony McGee, DE.....	9.0
1976	Tony McGee, DE.....	9.5
1977	Tony McGee, DE.....	12.0
1978	Tony McGee, DE.....	12.0

YR	PLAYER	SACKS
1979	Tony McGee, DE.....	10.5
1980	Julius Adams, DE.....	9.0
1981	Tony McGee, DE.....	5.5
1982	Don Blackmon, LB.....	4.5
1983	Andre Tippett, LB.....	8.5
1984	Andre Tippett, LB.....	18.5
1985	Andre Tippett, LB.....	16.5
1986	Garin Veris, DE.....	11.0
1987	Andre Tippett, LB.....	12.5
1988	Andre Tippett, LB.....	8.0
1989	Brent Williams, DE.....	8.0
1990	Brent Williams, DE.....	6.0
1991	Andre Tippett, LB.....	8.5
1992	Andre Tippett, LB.....	7.0
1993	Chris Slade, LB.....	9.0
1994	Chris Slade, LB.....	9.5
1995	Willie McGinest, DE.....	11.0
1996	Willie McGinest, DE.....	9.5
1997	Chris Slade, LB.....	9.0

Yr	Player	Sacks
1998	Henry Thomas, DT.....	6.5
1999	Willie McGinest, DE.....	9.0
2000	Willie McGinest, DE.....	6.0
	Greg Spires, DE.....	6.0
2001	Bobby Hamilton, DL.....	7.0
2002	Richard Seymour, DL.....	5.5
	Willie McGinest, LB.....	5.5
2003	Mike Vrabel, LB.....	9.5
2004	Willie McGinest, LB.....	9.5
2005	Rosevelt Colvin, LB.....	7.0
2006	Tully Banta-Cain, LB.....	7.5
	Rosevelt Colvin, LB.....	7.5
2007	Mike Vrabel, LB.....	12.5
2008	Richard Seymour, DL.....	8.0
2009	Tully Banta-Cain LB.....	10.0
2010	Mike Wright.....	5.5
2011	Mark Anderson.....	10.0
	Andre Carter.....	10.0



Tony McGee recorded six seasons as the Patriots sack leader, the most by a defensive end (1975-79, 81).



Tom Yewcic led the Patriots in punting for five years (1961-65) with an overall average of 39.3 yards.

YEAR-BY-YEAR LEADING PUNTERS

YEAR	PLAYER	NO	YARDS	AVG	LG
1960	Tom Greene	59	2235	37.9	66
1961	Tom Yewcic	62	2406	38.8	64
1962	Tom Yewcic	68	2634	38.7	56
1963	Tom Yewcic	73	2880	39.4	65
1964	Tom Yewcic	72	2787	38.7	63
1965	Tom Yewcic	76	3094	40.7	70
1966	Jim Fraser	53	2044	38.6	68
1967	Terry Swanson	65	2632	40.5	62
1968	Bob Scarpitto	34	1382	40.6	87
	Terry Swanson	62	2449	39.5	57
1969	Tom Janik	70	2903	41.5	56
1970	Tom Janik	86	3364	39.1	57
1971	Tom Janik	87	3249	37.3	58
1972	Pat Studditt	75	2859	38.1	57
1973	Bruce Barnes	55	2134	38.8	53
1974	Bruce Barnes	45	1604	35.6	50
1975	Mike Patrick	83	3223	38.8	62
1976	Mike Patrick	67	2688	40.1	52
1977	Mike Patrick	65	2354	36.2	64
1978	Jerrel Wilson	54	1921	35.6	57
1979	Eddie Hare	83	3038	36.6	58
1980	Mike Hubach	63	2392	38.0	69
1981	Rich Camarillo	47	1959	41.7	75
1982	Rich Camarillo	49	2140	43.7	76
1983	Rich Camarillo	81	3615	44.6	70
1984	Rich Camarillo	48	2020	42.1	61
1985	Rich Camarillo	92	3953	43.0	75

YEAR	PLAYER	NO	YARDS	AVG	LG
1986	Rich Camarillo	89	3746	42.1	64
1987	Rich Camarillo	62	2489	40.1	73
1988	Jeff Feagles	91	3482	38.3	74
1989	Jeff Feagles	64	2392	37.4	64
1990	Brian Hansen	90	3752	41.7	69
1991	Shawn McCarthy	66	2650	40.2	93
1992	Shawn McCarthy	103	4212	40.9	61
1993	Mike Saxon	73	3096	42.4	59
1994	Pat O'Neill	69	2841	41.2	67
1995	Pat O'Neill	41	1,514	36.9	57
	Bryan Wagner	37	1,557	42.1	57
1996	Tom Tupa	63	2,739	43.5	62
1997	Tom Tupa	78	3,569	45.8	73
1998	Tom Tupa	74	3,294	44.5	64
1999	Lee Johnson	90	3,735	41.5	58
2000	Lee Johnson	89	3,798	42.7	62
2001	Ken Walter	49	1,964	40.1	58
2002	Ken Walter	70	2,723	38.9	55
2003	Ken Walter	76	2,865	37.7	52
2004	Josh Miller	56	2,350	42.0	69
2005	Josh Miller	76	3,431	45.1	59
2006	Josh Miller	43	1,848	43.0	62
2007	Chris Hanson	44	1,821	41.4	64
2008	Chris Hanson	49	2,143	43.7	70
2009	Chris Hanson	56	2,221	39.7	56
2010	Zoltan Mesko	58	2,505	43.2	65
2011	Zoltan Mesko	57	2,648	46.5	65



YEAR-BY-YEAR LEADERS

YEAR-BY-YEAR LEADING KICKOFF RETURNERS

YR	PLAYER	NO	YDS	AVG	LG	TD
1960	Dick Christy	24	617	25.7	46	0
1961	Larry Garron	16	438	27.4	89	1
1962	Larry Garron	24	686	28.5	95t	1
1963	Larry Garron	28	693	24.7	58	0
1964	J.D. Garrett	32	749	23.4	42	0
1965	Jay Cunningham	17	374	22.0	45	0
1966	Joe Bellino	18	410	22.8	43	0
1967	Jay Cunningham	30	627	20.0	41	0
1968	Willie Porter	36	812	22.6	61	0
1969	Carl Garrett	28	792	28.3	63	0
1970	Odell Lawson	25	546	21.8	52	0
1971	Carl Garrett	24	538	22.4	37	0
1972	Carl Garrett	16	410	25.6	49	0
1973	Mack Herron	41	1092	26.6	92t	1
1974	Mack Herron	28	629	18.0	62	0
1975	Allen Carter	32	879	27.5	99t	1
1976	Jess Phillips	14	397	28.4	71	0
1977	Raymond Clayborn	28	869	31.0*	101t*	3*
1978	Raymond Clayborn	27	636	23.6	60	0
1979	Allan Clark	37	816	22.1	38	0
1980	Horace Ivory	36	992	27.6*	98t	1*
1981	Tony Collins	39	773	18.3	32	0
1982	Ricky Smith	24	567	23.6	98t	1
1983	Ricky Smith	42	916	21.8	53	0
1984	Tony Collins	26	544	20.9	46	0
1985	Stephen Starring	48	1012	21.1	53	0

Yr	Player	No	Yds	Avg	Lg	TD
1986	Stephen Starring	36	802	22.3	52	0
1987	Stephen Starring	23	445	19.3	43	0
1988	Sammy Martin	31	735	23.7	95t	1
1989	Sammy Martin	24	584	24.3	38	0
1990	Sammy Martin	25	515	20.6	38	0
1991	Jon Vaughn	34	717	21.1	99t	1
1992	Jon Vaughn	20	564	28.2	100t	1
1993	Ray Crittenden	23	478	20.8	44	0
1994	Ray Crittenden	24	460	19.2	36	0
1995	David Meggett	38	964	25.4	62	0
1996	David Meggett	34	781	23.0	54	0
1997	David Meggett	33	816	24.7	61	0
1998	Derrick Cullors	45	1085	24.1	68	0
1999	Kevin Faulk	39	943	24.2	95	0
2000	Kevin Faulk	38	816	21.5	40	0
2001	Kevin Faulk	33	662	20.1	42	0
2002	Deion Branch	36	863	24.0	63	0
	Kevin Faulk	26	725	27.9	87t	2*
2003	Bethel Johnson	30	847	28.2	92t	1
2004	Bethel Johnson	41	1016	24.8	93t	1
2005	Bethel Johnson	31	694	22.4	54	0
2006	Laurence Maroney	28	783	28.0	77	0
2007	Ellis Hobbs	35	911	26.0	108t	1
2008	Ellis Hobbs	45	1282	28.5	95t	1
2009	Laurence Maroney	13	279	21.5	52	0
2010	Brandon Tate	41	1057	25.8	103t	2
2011	Danny Woodhead	20	437	21.9	37	0

*-NFL Leader



Stephen Starring is one of only four Patriots to record more than 1,000 yards on kickoff returns in a single season.



Carl Garrett averaged 15.5 yards per punt return in 1971, recording the highest single-season average by any Patriot.

YEAR-BY-YEAR LEADING PUNT RETURNERS

YR	PLAYER	NO	YDS	AVG	LG	TD
1960	Billy Wells	12	66	4.6	16	0
1961	Fred Bruneu	23	109	4.7	11	0
1962	Ron Burton	21	122	5.8	22	0
1963	Bob Suci	25	233	9.3	22	0
1964	Dave Cloutier	20	136	6.8	40	0
1965	Ron Burton	15	61	4.1	12	0
1966	Tom Hennessey	7	39	5.6	11	0
1967	Jay Cunningham	17	105	6.2	44	0
	Joe Bellino	15	129	8.6	18	0
1968	Willie Porter	22	135	6.1	24	0
1969	Carl Garrett	12	159	13.3	45	0
1970	Carl Garrett	17	168	9.9	62	0
1971	Carl Garrett	8	124	15.5	50	0
1972	Carl Garrett	6	36	6.0	27	0
1973	Mack Herron	27	282	10.8	54	0
1974	Mack Herron	35	517	14.8	66	0
1975	Darryl Stingley	15	113	7.5	29	0
1976	Mike Haynes	45	608	13.5	89t	2
1977	Stanley Morgan	16	220	13.8	53	0
	Mike Haynes	24	200	8.3	46	0
1978	Stanley Morgan	32	335	10.5	48	0
1979	Stanley Morgan	29	289	10.0	80t	1
1980	Roland James	33	331	10.0	75t	1
1981	Stanley Morgan	15	116	7.7	26	0
1982	Ricky Smith	16	139	8.7	19	0
1983	Ricky Smith	38	398	10.5	55	0
1984	Irving Fryar	36	347	9.6	55	0

Yr	Player	No	Yds	Avg	Lg	TD
1985	Irving Fryar*	37	520	14.1	85t	2
1986	Irving Fryar	35	336	10.5	59t	1
1987	Irving Fryar	18	174	9.7	36	0
1988	Irving Fryar	38	398	10.5	30	0
1989	Sammy Martin	19	164	8.6	28	0
1990	Irving Fryar	28	133	4.8	17	0
1991	Jerome Henderson	27	201	7.4	39	0
1992	Walter Stanley	28	227	8.1	50	0
1993	Troy Brown	25	224	9.0	19	0
1994	Troy Brown	24	202	8.4	38	0
1995	David Meggett	45	383	8.5	23	0
1996	David Meggett	52	588	11.3	60t	1
1997	David Meggett	45	467	10.4	47	0
1998	Troy Brown	17	225	13.2	39	0
1999	Troy Brown	38	405	10.7	52	0
2000	Troy Brown	39	504	12.9	66t	1
2001	Troy Brown	29	413	14.2*	85t	2
2002	Troy Brown	24	175	7.3	27	0
2003	Troy Brown	29	293	10.1	23	0
2004	Kevin Faulk	20	133	6.7	16	0
2005	Tim Dwight	32	273	8.5	29	0
2006	Kevin Faulk	31	330	10.6	43	0
2007	Wes Welker	25	249	10.0	35	0
2008	Wes Welker	24	237	9.9	44	0
2009	Wes Welker	27	338	12.5	69	0
2010	Julian Edelman	21	321	15.3	94t	1
2011	Julian Edelman	28	296	10.6	72t	1

*-NFL Leader

YEAR-BY-YEAR LEADERS

YEAR-BY-YEAR ALL PURPOSE YARDS LEADERS

YR	PLAYER	RUSH		REC		OFF	PUNT RET		KICK RET		RET	DEF	TOT
		NO	YDS	NO	YDS	YDS	NO	YDS	NO	YDS	YDS	YDS	YDS
1960	Richard Christy	78	363	26	268	631	8	73	24	617	690	0	1321
1961	Larry Garron	69	389	24	341	730	0	0	16	438	438	0	1168
1962	Ron Burton	134	548	40	461	1009	21	122	13	238	360	0	1369
1963	Larry Garron	179	750	26	418	1168	1	23	28	693	716	0	1884
1964	Larry Garron	183	585	40	350	935	0	0	10	198	198	0	1133
1965	Gino Cappalletti	0	0	37	680	680	0	0	0	0	0	0	680
1966	Jim Nance	299	1458	8	103	1561	0	0	0	0	0	0	1561
1967	Jim Nance	269	1216	22	196	1412	0	0	0	0	0	0	1412
1968	Willie Porter	0	0	0	0	0	22	135	36	812	947	0	947
1969	Carl Garrett	137	691	29	267	958	12	159	28	792	951	0	1909
1970	Carl Garrett	88	272	26	216	488	17	168	24	511	679	0	1167
1971	Carl Garrett	181	784	22	265	1049	8	124	24	538	662	0	1711
1972	Carl Garrett	131	488	30	410	898	6	36	16	410	446	0	1344
1973	Mack Herron	61	200	18	265	465	27	282	41	1092	1374	0	1839
1974	Mack Herron	231	824	38	474	1298	35	517	28	629	1146	0	2444
1975	Andy Johnson	117	488	26	294	782	6	60	10	188	248	0	1030
1976	Sam Cunningham	172	824	29	299	1123	0	0	0	0	0	0	1123
1977	Sam Cunningham	270	1015	42	370	1385	0	0	0	0	0	0	1385
1978	Stanley Morgan	2	11	34	820	831	32	335	1	17	352	0	1183
1979	Harold Jackson	0	0	45	1013	1013	0	0	0	0	0	0	1013
1980	Horace Ivory	42	111	12	95	206	0	0	36	992	992	0	1198
1981	Tony Collins	204	873	26	232	1105	3	15	39	773	788	0	1893
1982*	Tony Collins	164	632	19	187	819	0	0	0	0	0	0	819
1983	Ricky Smith	0	0	0	0	0	38	398	42	916	1314	0	1314
1984	Tony Collins	138	550	16	100	650	0	0	26	544	544	0	1194
1985	Craig James	263	1227	27	360	1587	0	0	0	0	0	0	1587
1986	Stanley Morgan	0	0	84	1491	1491	0	0	0	0	0	0	1491
1987	Tony Collins	147	474	44	347	821	0	0	0	0	0	0	821
1988	John Stephens	297	1168	14	98	1266	0	0	0	0	0	0	1266
1989	John Stephens	244	833	21	207	1040	0	0	0	0	0	0	1040
1990	John Stephens	212	808	28	196	1004	0	0	0	0	0	0	1004
1991	Leonard Russell	266	959	18	81	1040	0	0	0	0	0	0	1040
1992	Irving Fryar	1	6	55	791	797	0	0	0	0	0	0	797
1993	Leonard Russell	300	1088	26	245	1333	0	0	0	0	0	0	1333
1994	Ben Coates	0	0	96	1174	1174	0	0	0	0	0	0	1174
1995	Dave Meggett	60	250	52	334	584	45	383	38	964	1347	0	1931
1996	Dave Meggett	40	122	33	292	414	52	588	34	781	1369	0	1783
1997	Dave Meggett	20	60	19	203	263	45	467	33	816	1283	0	1546
1998	Robert Edwards	291	1115	35	331	1446	0	0	0	0	0	0	1446
1999	Kevin Faulk	67	227	12	98	325	10	90	39	943	1033	0	1358
2000	Kevin Faulk	164	570	51	465	1035	6	58	38	816	874	0	1909
2001	Troy Brown	11	91	101	1199	1290	29	413	1	13	426	0	1716
2002	Kevin Faulk	52	271	37	379	650	8	65	26	725	790	0	1440
2003	Kevin Faulk	178	638	48	440	1078	5	66	10	207	273	0	1351
2004	Corey Dillon	345	1635	15	103	1738	0	0	0	0	0	0	1738
2005	Deion Branch	0	0	78	998	998	0	0	0	0	0	0	998
2006	Laurence Maroney	175	745	22	194	939	0	0	28	783	783	0	1722
2007	Wes Welker	4	34	112	1175	1209	25	249	7	176	425	0	1634
2008	Wes Welker	3	26	111	1165	1191	24	237	2	36	273	0	1464
2009	Wes Welker	5	36	123	1348	1384	27	338	2	45	383	0	1767
2010	Brandon Tate	5	62	24	432	494	1	4	41	1057	1061	0	1555
2011	Wes Welker	4	30	122	1569	1599	8	82	0	0	82	0	1681

*- strike year



ALL-TIME TOP 10 SEASON LEADERS

SCORING

RANK	PLAYER	YEAR	TD	PAT	FG	2 PT	PTS
1	Gino Cappelletti	1964	7	36	25	1	155
2	Stephen Gostkowski	2008	0	40	36	0	148
3	Gino Cappelletti	1961	8	48	17	0	147
4	Stephen Gostkowski	2011	0	59	28	0	143
5	Adam Vinatieri	2004	0	48	31	0	141
6	Tony Franklin	1986	0	44	32	0	140
7	Randy Moss	2007	23	0	0	0	138
8	Stephen Gostkowski	2007	0	74	21	0	137
9	Gino Cappelletti	1965	9	27	17	0	132
10	John Smith	1980	0	51	26	0	129

SEASON RUSHING (BY YARDS)

RANK	PLAYER	YEAR	ATT	YDS	AVG	LONG	TD
1	Corey Dillon	2004	345	1635	4.7	44	12
2	Curtis Martin	1995	368	1487	4.0	49	14
3	Jim Nance	1966	299	1458	4.9	65	11
4	Craig James	1985	263	1227	4.7	65t	5
5	Jim Nance	1967	269	1216	4.5	53	7
6	John Stephens	1988	297	1168	3.9	52	4
7	Curtis Martin	1997	274	1160	4.2	70t	4
8	Antowain Smith	2001	287	1157	4.0	44	12
9	Curtis Martin	1996	316	1152	3.6	57	14
10	Robert Edwards	1998	291	1115	3.8	53	9

SEASON PASSING (BY YARDS)

RANK	PLAYER	YEAR	ATT	COMP	PCT	YDS	TD	INT
1	Tom Brady	2011	611	401	65.6	5235	39	12
2	Tom Brady	2007	578	398	68.9	4806	50	8
3	Drew Bledsoe	1994	691	400	57.9	4555	25	27
4	Tom Brady	2009	565	371	65.7	4398	28	13
5	Tom Brady	2005	530	334	63.0	4110	26	14
6	Drew Bledsoe	1996	623	373	59.9	4086	27	15
7	Drew Bledsoe	1999	539	305	56.6	3985	19	21
8	Tom Brady	2010	492	324	65.9	3900	36	4
9	Tom Brady	2002	601	373	62.1	3764	28	14
10	Drew Bledsoe	1997	522	314	60.2	3706	28	15

SEASON RECEIVING (BY YARDS)

RANK	PLAYER	YEAR	NO.	YDS	AVG	LONG	TD
1	Wes Welker	2011	122	1569	12.9	99t	9
2	Randy Moss	2007	98	1493	15.2	65t	23
3	Stanley Morgan	1986	84	1491	17.8	44t	10
4	Wes Welker	2009	123	1348	11.0	58	4
5	Randy Moss	2009	83	1264	15.2	71t	13
6	Troy Brown	2001	101	1199	11.9	60t	5
7	Rob Gronkowski	2011	90	1327	14.7	52t	17
8	Wes Welker	2007	112	1175	10.5	42	8
9	Ben Coates	1994	96	1174	12.2	62t	7
10	Wes Welker	2008	111	1165	10.5	64	3

SEASON INTERCEPTIONS (BY NO.)

RANK	PLAYER	YEAR	NO.	YDS	AVG	LONG	TD
1	Ron Hall	1964	11	148	13.5	50	0
2	Asante Samuel	2006	10	120	12.0	33	0
3	Ty Law	1998	9	133	14.8	59t	1
4t	Mike Haynes	1976	8	90	11.3	28	0
4t	Ronnie Lippett	1986	8	76	9.5	43	0
6t	Kyle Arrington	2011	7	98	13.1	28	0
6t	Ron Bolton	1974	7	18	2.6	10	0
6t	Maurice Hurst	1994	7	68	9.7	24	0
6t	Fred Marion	1985	7	189	27.0	83	0
6t	Kyle Arrington	2011	7	92	13.1	28	0
6t	Devin McCourt	2010	7	110	15.7	50	0
6t	Leroy Mitchell	1968	7	41	5.9	20	0
6t	Rick Sanford	1983	7	24	3.4	16	0
6t	Bob Suci	1963	7	277	39.6	98	2

SACKS

RANK	PLAYER	YEAR	NUMBER	SACK YARDS
1	Andre Tippett	1984	18.5	N/A
2	Andre Tippett	1985	16.5	N/A
3t	Andre Tippett	1987	12.5	N/A
3t	Mike Vrabel	2007	12.5	70.5
5t	Tony McGee	1978	12.0	N/A
5t	Tony McGee	1977	12.0	N/A
7t	Willie McGinest	1995	11.0	96
7t	Garin Veris	1986	11.0	N/A
9	Tony McGee	1979	10.5	N/A
10t	Mark Anderson	2011	10.0	75.0
10t	Tully Banta-Cain	2009	10.0	69.5
10t	Andre Carter	2011	10.0	70.0
10t	Garin Veris	1985	10.0	N/A

ALL-PURPOSE YARDS

RANK	PLAYER	YEAR	YARDS
1	Mack Herron	1974	2444
2	Dave Meggett	1995	1931
3t	Kevin Faulk	2000	1909
3t	Carl Garrett	1969	1909
5	Tony Collins	1981	1893
6	Larry Garron	1963	1886
7	Mack Herron	1973	1839
8	Dave Meggett	1996	1783
9	Wes Welker	2009	1767
10	Curtis Martin	1995	1748



CAREER 100/300-YARD GAMES

CAREER 100-YARD RUSHING GAMES

Number	Player	W-L-T
17	Jim Nance	11-4-2
14	Curtis Martin	9-5-0
11	Corey Dillon	10-1-0
11	Sam Cunningham	8-3-0
8	Don Calhoun	7-1-0
8	Tony Collins	7-1-0
7	Craig James	4-3-0
7	John Stephens	5-2-0
6	Antowain Smith	6-0-0
5	Laurence Maroney	5-0-0
4	BenJarvus Green-Ellis	4-0-0
5	Leonard Russell	3-2-0
4	Robert Edwards	2-2-0
4	Sammy Morris	4-0-0
4	Andy Johnson	3-1-0
3	Larry Garron	3-0-0
3	Horace Ivory	3-0-0
2	Ron Burton	1-1-0
2	Carl Garrett	1-1-0
2	Terry Allen	1-1-0
1	Josh Ashton	1-0-0
1	Mosi Tatupu	1-0-0
1	Mark Van Eeghen	1-0-0
1	Robert Weathers	1-0-0
1	Michael LeBlanc	1-0-0
1	Jon Vaughn	1-0-0
1	Scott Lockwood	0-1-0
1	J.D. Garrett	1-0-0
1	Mack Herron	0-1-0
1	Dick Christy	1-0-0
1	Fred Taylor	1-0-0
1	Vagas Ferguson	1-0-0
1	Steve Grogan	1-0-0
140	Total	108-30-2

CAREER 300-YARD PASSING GAMES

Number	Player	W-L-T
45	Tom Brady	39-6-0
26	Drew Bledsoe	17-9-0
12	Steve Grogan	3-9-0
7	Babe Parilli	3-2-2
7	Tony Eason	2-5-0
3	Matt Cassel	2-1-0
3	Hugh Millen	2-1-0
1	Jim Plunkett	1-0-0
1	Tom Ramsey	0-1-0
1	Butch Songin	0-1-0
1	Matt Cavanaugh	0-1-0
1	Tom Yewcic	0-1-0
108	Total	69-37-2

CAREER 100-YARD RECEIVING GAMES

Number	Player	W-L-T
38	Stanley Morgan	19-19-0
23	Wes Welker	19-4-0
18	Randy Moss	17-1-0
13	Terry Glenn	11-2-0
13	Troy Brown	9-4-0
12	Irving Fryar	5-7-0
9	Ben Coates	5-4-0
9	Jim Colclough	5-3-1
8	Deion Branch	7-1-0
8	Harold Jackson	5-3-0
7	Gino Cappelletti	2-3-2
6	Rob Gronkowski	4-2-0
6	David Givens	5-1-0
6	Ron Sellers	2-4-0
5	Art Graham	2-2-1
5	Hart Lee Dykes	1-4-0
5	Vincent Brisby	4-1-0
5	David Patten	4-1-0
4	Aaron Hernandez	3-1-0
4	Michael Timpson	2-2-0
4	Randy Vataha	2-2-0
4	Don Hasselbeck	0-4-0
4	Jim Whalen	1-3-0
4	Shawn Jefferson	2-2-0
3	Russ Francis	2-1-0
3	Stephen Starring	3-0-0
2	Kevin Faulk	2-0-0
2	Tony Romeo	1-0-1
2	Reche Caldwell	2-0-0
2	Cedric Jones	1-1-0
2	Darryl Stingley	2-0-0
2	Eric Sievers	1-1-0
2	Larry Garron	2-0-0
2	Tony Collins	1-1-0
2	Tony Simmons	1-1-0
2	Daniel Graham	2-0-0
2	Reggie Rucker	1-1-0
1	Donte Stallworth	1-0-0
1	Ben Watson	1-0-0
1	Aaron Marsh	0-1-0
1	Billy Lott	1-0-0
1	Dick Christy	1-0-0
1	Joe Johnson	0-1-0
1	Jabar Gaffney	1-0-0
1	Greg McMurtry	1-0-0
1	Wes Moore	0-1-0
1	Derrick Ramsey	1-0-0
1	Danny Woodhead	1-0-0
1	Julian Edelman	0-1-0
1	Andy Johnson	0-1-0
1	Brandon Tate	1-0-0
1	Bob Adams	0-1-0
1	Don Calhoun	0-1-0
264	Total	167-92-5

CONSECUTIVE RECORDS

INDIVIDUAL RECORDS

CONSECUTIVE SEASONS PLAYED

- 16 Steve Grogan (1975-90)
- 15 Troy Brown (1993-2007)
- 14 Bruce Armstrong (1987-2000)
- Steve Nelson (1974-86)

CONSECUTIVE GAMES PLAYED

- 161 Raymond Clayborn (09/18/77 to 11/22/87)
- 160 Adam Vinatieri (09/01/96 to 01/01/06)

CONSECUTIVE GAMES STARTED

- 147 Raymond Clayborn (09/03/78 to 11/22/87)
- 110 Ray Hamilton (09/16/73 to 10/26/80)

CONSECUTIVE GAMES SCORING

- 102 Adam Vinatieri (11/10/96 to 12/29/02)
- 101 John Smith (09/28/75 to 10/02/83)

CONSECUTIVE GAMES SCORING TD

- 7 Curtis Martin (10/13/96 to 11/24/96)
- 6 **Rob Gronkowski (11/06/11-12/11/11)**
- Laurence Maroney (10/18/09-11/30/09)
- Robert Edwards (09/07/98 To 10/19/98)
- 5 Six Times, Most Recently
- Rob Gronkowski (12/26/10-9/25/11)**

CONSECUTIVE GAMES RUSHING TD

- 7 Curtis Martin (10/13/96 to 11/24/96)
- 6 Laurence Maroney (10/18/09-11/30/09)
- Robert Edwards (09/07/98 to 10/19/98)
- 5 **BenJarvus Green-Ellis (9/26/10-10/31/10)**
- Curtis Martin (10/23/95 to 11/19/95)
- Horace Ivory (10/22/78 to 11/19/78)

CONSECUTIVE GAMES RECEIVING TD

- 6 **Rob Gronkowski (11/06/11-12/11/11)**
- 5 **Rob Gronkowski (12/26/10-9/25/11)**
- Randy Moss (10/14/07 to 11/18/07)
- Daniel Graham (12/27/03 to 10/10/04)
- Michael Timpson (12/26/93 to 9/18/94)
- Jimmy Colclough (11/11/62 to 12/09/62)
- 4 Stanley Morgan (09/21/86 to 10/12/86)
- Stanley Morgan (09/07/80 to 9/29/80)
- Art Graham (12/11/66 to 9/17/67)

CONSECUTIVE GAMES PASSING TD

- 32 **Tom Brady (9/12/10-1/01/12)@**
- 19 **Tom Brady (12/17/06 to 12/09/07)**
- 14 Babe Parilli (12/03/61 to 9/08/63)
- 13 **Tom Brady (12/14/03 to 11/22/04)**

CONSECUTIVE STARTS NONE INTERCEPTED

- 11 **Tom Brady (10/24/10-01/2/11)**
- 6 Tony Eason (09/07/86 to 10/26/86)
- 5 **Tom Brady(12/10/06 to 09/09/07)**
- Drew Bledsoe (10/23/95 to 11/19/95)

CONSECUTIVE ATTEMPTS NONE INTERCEPTED

- 358 **Tom Brady (10/17/10-9/12/11)***
- 183 **Tom Brady (9/20/09-10/25/09)**
- 179 Drew Bledsoe (10/23/95 to 11/26/95)
- 178 Tony Eason (12/22/85 to 10/26/86)
- 175 **Tom Brady (12/03/06 to 9/16/07)**
- 173 **Tom Brady (10/01/07 to 11/04/07)**

CONSECUTIVE ATT. WITHOUT INT. TO START CAREER

- 162 **Tom Brady (11/23/00 to 10/28/01)***

CONSECUTIVE GAMES RECEPTIONS MADE

- 77 **Wes Welker (9/09/07-1/01/11)@**
- 63 Ben Coates (12/27/92 to 12/15/96)
- 42 Jim Colclough (9/09/60 to 9/08/63)

CONSECUTIVE RECEPTIONS MADE FOR TDs

- 8 Mike Vrabel (9/28/02 to 10/28/07)
- 3 Derrick Ramsey (11/18/84)
- 3 Harold Jackson (9/09/79)

CONSECUTIVE GAMES INTERCEPTIONS MADE

- 4 Mike Haynes (11/07/76 to 11/28/76)
- 3 **Devin McCourty (11/21/10-12/6/10)**
- Ty Law (11/26/95 to 12/10/95)
- Myron Guyton (11/12/96 to 11/26/95)
- Asante Samuel (9/23/07 to 10/7/07)

CONSECUTIVE FGs MADE

- 25 Adam Vinatieri (11/24/96 to 11/09/97)
- 25 Adam Vinatieri (10/10/04 to 12/26/04)
- 17 **Stephen Gostkowski (12/09/07 to 10/05/08)**

TEAM RECORDS

CONSECUTIVE GAMES FG MADE

- 17 Matt Bahr (12/18/94 to 12/16/95)
- 17 Tony Franklin (11/24/85 to 11/23/86)

CONSECUTIVE PATS MADE

- 250 **Stephen Gostkowski (12/31/06 to 1/01/12)@**
- 117 Adam Vinatieri (10/27/96 to 10/31/99)

CONSECUTIVE VICTORIES (INCLUDING PLAYOFFS)

- 21 Oct. 5, 2003 to Oct. 24, 2004*
- 18 Sept. 9, 2007 to Jan. 20, 2008
- 12 Nov. 25, 2001 to Sept. 22, 2002

CONSECUTIVE REGULAR SEASON VICTORIES

- 21 Dec. 17, 2006 to Sept. 14, 2008*
- 18 Oct. 5, 2003 to Oct. 24, 2004
- 12 Nov. 14, 2010 to Sept. 18, 2011
- 9 Nov. 25, 2001 to Sept. 22, 2002
- Nov. 3, 1994 to Sept. 3, 1995

CONSECUTIVE PLAYOFF VICTORIES

- 10 Jan. 19, 2002 to Jan. 7, 2006*
- 3 Dec. 28, 1985 to Jan. 12, 1986

CONSECUTIVE SHUTOUT VICTORIES

- 2 vs. Miami, Dec. 12, 1982 and at Seattle Dec. 19, 1982

CONSECUTIVE VICTORIES AT HOME

- 20 Dec. 12, 2008 to Oct. 16, 2011
- 18 Dec. 29, 2002 to Sept. 8, 2005
- 12 Nov. 26, 2006 to Sept. 7, 2008
- 10 Sept. 19, 1976 to Oct. 30, 1977

CONSECUTIVE VICTORIES ON ROAD

- 12 Dec. 24, 2006 to Oct. 5, 2008
- 7 Oct. 19, 2003 to Oct. 3, 2004
- Dec. 11, 2005 to Nov. 19, 2006
- 6 Oct. 19, 1986 to Dec. 22, 1986
- Sept. 10, 1978 to Nov. 19, 1978

CONSECUTIVE LOSSES

- 14 Sept. 23, 1990 to Sept. 1, 1991
- 10 Dec. 22, 1991 to Nov. 8, 1992
- 9 Oct. 25, 1981 to Dec. 20, 1981
- Oct. 8, 1972 to Dec. 3, 1972
- Sept. 27, 1970 to Nov. 22, 1970

CONSECUTIVE LOSSES AT HOME

- 10 Dec. 3, 1989 to Sept. 22, 1991
- 6 Nov. 3, 1974 to Sept. 28, 1975
- Oct. 15, 1972 to Sept. 23, 1973
- Sept. 27, 1970 to Dec. 13, 1970

CONSECUTIVE LOSSES ON ROAD

- 8 Sept. 13, 1981 to Dec. 20, 1981
- Dec. 6, 1970 to Dec. 12, 1971
- Oct. 6, 1968 to Oct. 26, 1969

CONSECUTIVE GAMES SCORING

- 149 Nov. 28, 1993 to Dec. 29, 2002
- 125 Dec. 28, 1975 to Nov. 13, 1983

CONSECUTIVE QUARTERS PATRIOTS SCORELESS

- 10 Nov. 22, 1992 (vs. NYJ, 2nd half)
- to Dec. 6, 1992 (vs. Indianapolis)

CONSECUTIVE SHUTOUT QUARTERS RECORDED

- 8 Dec. 12, 1982 (vs. Miami) to Dec. 19, 1982 (at Seattle)

CONSECUTIVE QUARTERS NOT ALLOWING A TD

- 10 Dec. 5, 1982 (at Chicago, 2nd half) thru Dec. 19, 1982 (at Seattle)
- (Shutout victories vs. Miami 12/12/82 and at Seattle 12/19/82)

CONSECUTIVE SERIES GAME PATRIOTS VICTORIES

- 15 Buffalo Bills, Dec. 27, 2003 to Dec. 26, 2010
- 11 Buffalo Bills, Jan. 2, 1983 to Dec. 20, 1987
- 10 San Diego Chargers, Dec. 2, 1973 to Oct. 14, 2001

CONSECUTIVE SERIES GAME PATRIOTS LOSSES

- 10 Denver Broncos, Nov. 4, 1984 to Sept. 7, 1988
- 9 New York Jets, Dec. 18, 1966 to Nov. 22, 1970
- Miami Dolphins, Sept. 17, 1989 to Nov. 21, 1993

*-NFL Record

@-Active



PATRIOTS INDIVIDUAL RECORDS

The following records relate to service with the Patriots and reflect only regular season activity; postseason playoff competition is excluded. Number of games per season: 1960-1977 (14); 1978-81 (16); 1982 (9); 1983-86 (16); 1987 (15), and 1988-09 (16).
underline = record set in 2011; **bold** = player on current roster

SERVICE

* - J. Adams DNP in 1986

* - A. Taylor DNP in 1989

MOST SERVICE

Seasons —	16	Steve Grogan, 1975-90
	15	Troy Brown, 1993-07
		Julius Adams, 1971-77, 79-85, 87
	14	Bruce Armstrong, 1987-2000
		Steve Nelson, 1974-87
	13	Kevin Faulk, 1999-2011+
		Tedy Bruschi, 1996-2008
		Raymond Clayborn, 1977-89
		John Hannah, 1973-85
		Stanley Morgan, 1977-89
		Mosi Tatupu, 1978-90

Games —

	PLAYER, POS.	GAMES	YEARS
1.	Bruce Armstrong, OT	212	1987-00
2.	Julius Adams, DE	206	1971-87*
3.	Mosi Tatupu, RB	194	1978-90
4.	Troy Brown, WR	192	1993-07
5.	Raymond Clayborn, CB	191	1977-89
6.	Tedy Bruschi, LB	189	1996-08
7.	John Hannah, OG	183	1973-85
8.	Stanley Morgan, WR	180	1977-89
9.	Steve Nelson, LB	174	1974-87
10.	Willie McGinest, LB	171	1994-05
11.	Tom Brady, QB	161+	2000-11
	Kevin Faulk, RB	161+	1999-11
	Adam Vinatieri, K	160c	1996-05
	Tom Neville, OT	160	1965-77
15.	Matt Light, T	155+	2001-11
16.	Pete Brock, C	154	1976-87
17.	Gino Cappelletti, K/WR	152c	1960-70
1	Andre Tippett, LB	151	1982-93^
	Bill Lenkaitis, C	151	1971-81
20.	Steve Grogan, QB	149	1975-90
21.	Roland James, SS	145	1980-90
22.	Fred Marion, FS	144	1982-91
23.	Ben Coates, TE	142	1991-99
	Houston Antwine, DT	142	1961-71
25.	Jim Lee Hunt, DT	141	1960-70
	Ty Law, CB	141	1995-04
	Lonie Paxton, LS	141	2000-08
28.	Len St. Jean, OG	140c	1964-73
29.	Don Webb, DB	134	1961-71
30.	Ray Hamilton, NT	132	1973-81
31.	Jon Morris, C	130	1964-74
32.	Irving Fryar, WR	129	1984-92
33.	Larry Izzo, LB	127	2001-08
	Chris Slade	127	1993-00
35.	Johnny Rember, LB	126	1983-92
36.	Ted Johnson, LB	125	1995-04
	Mike Vrabel, LB	125	2001-08
38.	Drew Bledsoe, QB	124	1993-01
	Jim Colclough, WR	124	1960-68
	Steve King, LB	124	1973-81
	Charlie Long, OT	124	1961-69
42.	Vincent Brown, LB	123	1988-95
43.	Vince Wilfork, DL	122+	2004-11
	Ronnie Lippett, CB	122	1983-91
	Lawrence McGrew, LB	122	1980-89
46.	Jarvis Green, DL	121	2002-09
	Brent Williams, DE	121	1986-93
48.	Dan Koppen, C	121+	2003-11
	Cedric Jones, WR	120	1982-90
50.	Sam Adams, OG	119	1972-80
	Ed Reynolds, LB	119	1983-91
	Tony McGee, DE	119	1974-81

MOST POINTS

Career —	1,158	Adam Vinatieri, 1996-05
	1,130	Gino Cappelletti, 1960-70
	712	Stephen Gostkowski, 2006-2011
	692	John Smith, 1974-82
	442	Tony Franklin, 1984-87
	408	Stanley Morgan, 1977-89

Season —

155	Gino Cappelletti, 1964 (7-td, 36-xp*, 25-fg)
148	Stephen Gostkowski, 2008 (40-xp, 36-fg)
147	Gino Cappelletti, 1961 (8-td, 48-xp, 17-fg)
143	Stephen Gostkowski, 2011 (59-xp, 28-fg)
141	Adam Vinatieri, 2004 (48-xp, 31-fg)
140	Tony Franklin, 1986 (44-xp, 32-fg)

Game —

28	Gino Cappelletti vs. Hou., Dec. 18, 1965 (2-td, 4-xp, 4-fg)
24	Randy Moss at Buf., Nov. 18, 2007 (4-td)
24	Gino Cappelletti vs. Buf., Nov. 15, 1964 (3-td, 6-xp*)

Most Seasons Leading League —

3	Gino Cappelletti, 1961, 63-65
2	John Smith, 1974, 1980

MOST TOUCHDOWNS

Career —	68	Stanley Morgan, 1977-89 (67-p, 1-rt)
	50	Ben Coates, 1991-99 (50-p)
		Randy Moss, 2007-10 (50-p)
	49	Sam Cunningham, 1973-79, 1981-82 (43-r, 6-p)
	46	Jim Nance, 1965-71 (45-r, 1-p)
	44	Tony Collins, 1981-87 (32-r, 12-p)
	42	Gino Cappelletti, 1960-70 (42-p)
		Irving Fryar, 1984-92 (1-r, 38-p, 3-rt)
		Larry Garon, 1960-68 (15-r, 26-p, 1-rt)

Season —

23	Randy Moss, 2007 (23-p)
18	Rob Gronkowski, 2011 (17-p, 1-r)
17	Curtis Martin, 1996 (14-r, 3-p)
15	Curtis Martin, 1995 (14-r, 1-p)
13	BenJarvus Green-Ellis, 2010 (13-r)
	Randy Moss, 2009 (13-p)
	Corey Dillon, 2006 (13-r)
	Corey Dillon, 2005 (12-r, 1-p)
	Corey Dillon, 2004 (12-r, 1-p)
	Steve Grogan, 1976 (12-r, 1-f)
	Stanley Morgan, 1979 (12-p, 1-rt)
	Antowain Smith, 2001 (12-r, 1-p)
12	Robert Edwards, 1998 (9-r, 3-p)
	Mack Herron, 1974 (7-r, 5-p)
11	BenJarvus Green-Ellis, 2010 (11-r)
	Sam Cunningham, 1974 (9-r, 2-p)
	Horace Ivory, 1978 (11-r)
	Billy Lott, 1961 (5-r, 6-p)
	Randy Moss, 2008 (11-p)
	Jim Nance, 1966 (11-r)

Game —

4	Randy Moss at Buffalo, Nov. 18, 2007 (4-p)
3	Accomplished 24 times; Most recent: Rob Gronkowski at Pittsburgh, Nov. 14, 2010 (3-p)

*includes one two-point conversion

c - consecutive games played + - active status



PATRIOTS INDIVIDUAL RECORDS

PAT KICKS

MOST PAT KICK ATTEMPTS

Career — 374 Adam Vinatieri, 1996-05
353 Gino Cappelletti, 1960-70
323 John Smith, 1974-83
290 Stephen Gostkowski, 2006-11
166 Tony Franklin, 1984-87

Season — **74 Stephen Gostkowski, 2007**
59 Stephen Gostkowski, 2011
51 John Smith, 1980
50 Gino Cappelletti, 1961
49 John Smith, 1979
48 Adam Vinatieri, 2004

Game — **8 Stephen Gostkowski vs. Tenn., Oct. 18, 2009**
Stephen Gostkowski at Buffalo, Nov. 18, 2007
David Posey vs. N.Y. Jets, Oct. 29, 1978
John Smith vs. N.Y. Jets, Sept. 9, 1979
7 Stephen Gostkowski at Oakland, Dec. 14, 2008
Gino Cappelletti vs. Buffalo, Oct. 22, 1961
John Smith vs. Oakland, Oct. 3, 1976

MOST PAT KICKS MADE

Career — 367 Adam Vinatieri, 1996-05
342 Gino Cappelletti, 1960-70
308 John Smith, 1974-83
289 Stephen Gostkowski, 2006-11
163 Tony Franklin, 1984-87

Season — **74 Stephen Gostkowski, 2007**
59 Stephen Gostkowski, 2011
51 John Smith, 1980
48 Adam Vinatieri, 2004
Gino Cappelletti, 1961
47 Stephen Gostkowski, 2009
46 John Smith, 1979

Game — **8 Stephen Gostkowski vs. Tenn., Oct. 18, 2009**
8 Stephen Gostkowski at Buffalo, Nov. 18, 2007
John Smith vs. N.Y. Jets, Sept. 9, 1979

MISC. SCORING

SAFETY

Game — 1 Accomplished 21 times, most recent:
Ty Warren vs. Buffalo, Sept. 10, 2006

Season — 2 Don Blackmon at Tampa Bay,
10/27/85 and vs. Green Bay, 9/8/85
(NOTE: See fumble section for scoring on fumbles)

MISSED FG RETURNED FOR TD

91 yds Ron Burton vs. Denver, Nov. 11, 1962

BLOCKED FG RETURNED FOR TD

71 yds Raymond Clayborn at Houston, Oct. 18, 1987
65 yds Mike Haynes at N.Y. Jets, Oct. 5, 1980
45 yds Larry Carwell vs. Cincinnati, Sept. 17, 1972
35 yds Kyle Arrington at Miami, Oct. 4, 2010

BLOCKED PUNT RETURNED FOR TD

31 yds Rod McSwain at L.A. Rams, Nov. 16, 1986
20 yds Don Webb vs. San Diego, Dec. 17, 1961
17 yds Mosi Tatupu at New Orleans, Nov. 30, 1986
8 yds Ted Sanford vs. Baltimore, Nov. 18, 1979
4 yds Tedy Bruschi vs. Baltimore, Oct. 6, 1996
3 yds Willie Scott vs. Indianapolis, Nov. 22, 1987
0 yds Leroy Moore vs. Oakland, Nov. 17, 1961

FIELD GOALS

MOST FIELD GOAL ATTEMPTS

Career — 333 Gino Cappelletti, 1960-70
321 Adam Vinatieri, 1996-05
191 John Smith, 1974-83
167 Stephen Gostkowski, 2006-11
125 Tony Franklin, 1984-87

Season — 41 Tony Franklin, 1986
40 Stephen Gostkowski, 2008
39 Adam Vinatieri, 1998
Gino Cappelletti, 1964
38 Gino Cappelletti, 1963
37 Gino Cappelletti, 1962

Game — 7 Jason Staurovsky, vs. Ind., Dec. 3, 1989
Gino Cappelletti vs. Cin., Nov. 16, 1969
Gino Cappelletti vs. Buf., Sept. 24, 1967
Gino Cappelletti vs. S.D., Sept. 20, 1964
6 Adam Vinatieri vs. Jax, Sept. 22, 1996
Gino Cappelletti vs. NYJ, Sept. 27, 1964
Gino Cappelletti at Denver, Oct. 4, 1964
Gino Cappelletti vs. Hou., Dec. 18, 1965

Most Seasons Leading League —
3 Gino Cappelletti, 1961, 63-64

MOST FIELD GOALS MADE

Career — 263 Adam Vinatieri, 1996-05
176 Gino Cappelletti, 1960-70
141 Stephen Gostkowski, 2006-11
128 John Smith, 1974-83
93 Tony Franklin, 1984-87

Season — **36 Stephen Gostkowski, 2008**
32 Tony Franklin, 1986
31 Adam Vinatieri, 2004
Adam Vinatieri, 1998
28 Stephen Gostkowski, 2011
27 Adam Vinatieri, 2002
Adam Vinatieri, 2000
Adam Vinatieri, 1996
Matt Bahr, 1994

26 Stephen Gostkowski, 2009

Adam Vinatieri, 1999
John Smith, 1980

Game

6 Gino Cappelletti vs. Denver, Oct. 4, 1964
5 Adam Vinatieri vs. Jacksonville, Sept. 22, 1996
Jason Staurovsky vs. Indianapolis, Dec. 3, 1989

Game (No Misses)

6 Gino Cappelletti vs. Denver, Oct. 4, 1964

Longest Made

57 Adam Vinatieri at Chicago, Nov. 10, 2002
55 Adam Vinatieri at St. Louis, Dec. 13, 1998
Matt Bahr at Miami, Nov. 12, 1995
54 Adam Vinatieri vs. Cleveland, Dec. 12, 2001
53 Stephen Gostkowski at Denver, Oct. 11, 2009
Adam Vinatieri vs. Kansas City, Dec. 4, 2000
Gino Cappelletti vs. N.Y. Jets, Nov. 28, 1965

Most 50-Yard Field Goals Made

8 Adam Vinatieri (1996-05)
5 Stephen Gostkowski (2006-present)
3 Tony Franklin (1984-87)

PATRIOTS INDIVIDUAL RECORDS

RUSHING

MOST RUSHING ATTEMPTS

Career — 1,385 Sam Cunningham, 1973-79, 1981-82
 1,323 Jim Nance, 1965-71
 1,191 Tony Collins, 1981-87
 958 Curtis Martin, 1995-97
 891 John Stephens, 1988-92

Season — 368 Curtis Martin, 1995
 345 Corey Dillon, 2004
 316 Curtis Martin, 1996
 300 Leonard Russell, 1993
 299 Jim Nance, 1966

Game

40 Curtis Martin vs. NYJ, Sept. 14, 1997 (199 yds)
 38 Jim Nance vs. Oak., Oct. 30, 1966 (208 yds)
 36 Curtis Martin vs. Buf., Oct. 23, 1995 (127 yds)
 35 Curtis Martin vs. Ind., Nov. 24, 1996 (141 yds)
 Curtis Martin at NYJ, Nov. 5 1995 (166 yds)
 Michael LeBlanc vs. Buffalo Oct. 11, 1987 (146 yds)
 John Stephens vs. Chi., Oct. 30, 1988 (124 yds)

Seasons Leading League

3 Jim Nance, 1966-67, 69

MOST RUSHING YARDS

Career — 5,453 Sam Cunningham, 1973-79, 1981-82
 5,323 Jim Nance, 1965-71
 4,647 Tony Collins, 1981-87
 3,799 Curtis Martin, 1995-97
3,607 Kevin Faulk, 1999-11
 3,391 Don Calhoun, 1975-81

Season — 1,635 Corey Dillon, 2004
 1,487 Curtis Martin, 1995
 1,458 Jim Nance, 1966
 1,227 Craig James, 1985
 1,216 Jim Nance, 1967

Game

212 Tony Collins vs. NY Jets, Sept. 18, 1983 (23 att.)
 208 Jim Nance vs. Oakland, Oct. 30, 1966 (38 att.)
 199 Curtis Martin vs. NY Jets, Sept. 14, 1997 (40 att.)
 196 Robert Edwards at St. Louis, Dec. 13, 1998 (24 att.)
 185 Jim Nance vs. Buffalo, Sept. 24, 1967 (34 att.)

Seasons Leading League — 2 Jim Nance, 1966-67

LONGEST RUN FROM SCRIMMAGE

85 Larry Garron vs. Buffalo, Oct. 22, 1961 (TD)
 80 Carl Garrett vs. Miami, Nov. 9, 1969 (TD)
 77 Robert Weathers vs. Balt., Sept. 4, 1983 (TD)
 Ron Burton at Denver, Oct. 23, 1960

HIGHEST AVERAGE RUSHING GAIN

Career (450 Attempts)

4.22 Corey Dillon, 2004-06 (753-3,180)
 4.22 Craig James, 1984-88 (585-2,469)
4.17 Kevin Faulk, 1999-11 (864-3,607)
 4.17 Laurence Maroney, 2006-09 (582-2,430)
 4.16 Carl Garrett, 1969-72 (537-2,235)
 4.14 Don Calhoun, 1974-81 (820-3,391)

Season (100 Attempts)

5.59 Don Calhoun, 1976 (129-721)
 5.45 Mosi Tatupu, 1983 (106-578)
 5.04 Carl Garrett, 1969 (137-691)
 4.94 Craig James, 1984 (160-790)
 4.91 Horace Ivory, 1978 (141-693)

Game (10 Attempts)

11.60 Larry Garron vs. Buffalo, Oct. 22, 1961 (10-116)
 11.36 Sam Cunningham at Buffalo, Oct. 20, 1974 (11-125)
 11.14 Laurence Maroney vs. Miami, Dec. 23, 2007 (14-156)

MOST RUSHING TOUCHDOWNS

Career — 45 Jim Nance, 1965-71
 43 Sam Cunningham, 1973-79, 1981
 37 Corey Dillon, 2004-06
 35 Steve Grogan, 1975-90
 32 Curtis Martin, 1995-97
 Tony Collins, 1981-87
29 BenJarvus Green-Ellis, 2008-11

Season — 14 Curtis Martin, 1996
 Curtis Martin, 1995
13 BenJarvus Green-Ellis, 2010
 Corey Dillon, 2006
 12 Corey Dillon, 2005
 Corey Dillon, 2004
 Antowain Smith, 2001
 Steve Grogan, 1976

Game — 3 Corey Dillon vs. Detroit, Dec. 3, 2006
 Curtis Martin vs. Miami, Nov. 3, 1996
 Mosi Tatupu at LA Rams, Dec. 11, 1983
 Tony Collins vs. NY Jets, Sept. 18, 1983
 Sam Cunningham at Buffalo, Oct. 20, 1974

Seasons Leading League

1 Jim Nance, 1966

MOST 100-YARD RUSHING GAMES

17 Jim Nance (1965-71)
 14 Curtis Martin (1995-97)
 11 Corey Dillon (2004-06)
 11 Sam Cunningham (1973-79, 81-82)

MOST 1,000-YARD RUSHING SEASONS

3 Curtis Martin (1995-97)
 2 Jim Nance (1965-71)

PATRIOTS INDIVIDUAL RECORDS

PASSING

MOST PASS ATTEMPTS

Career —	5,321	Tom Brady, 2000-11
	4,518	Drew Bledsoe, 1993-01
	3,593	Steve Grogan, 1975-90
	2,413	Vito (Babe) Parilli, 1961-67
	1,503	Jim Plunkett, 1971-75

Season —	691	Drew Bledsoe, 1994
	636	Drew Bledsoe, 1995
	623	Drew Bledsoe, 1996
	611	Tom Brady, 2011
	601	Tom Brady, 2002
	578	Tom Brady, 2007
	565	Tom Brady, 2009
	539	Drew Bledsoe, 1999

Game —	70	Drew Bledsoe vs. Minnesota, Nov. 13, 1994*
	60	Drew Bledsoe at Pittsburgh, Dec. 16, 1995
	59	Steve Grogan vs. New Orleans, Nov. 12, 1989
	56	Drew Bledsoe vs. Denver, Oct. 8, 1995
		Marc Wilson at Pittsburgh, Dec. 17, 1989
	55	Tom Brady at Chicago, Nov. 10, 2002
		Drew Bledsoe vs. L.A. Raiders, Oct. 19, 1994

Most Seasons Leading League —

3	Drew Bledsoe, 1994-96
---	-----------------------

*-NFL Record

MOST PASS COMPLETIONS

Career —	3,397	Tom Brady, 2000-11
	2,544	Drew Bledsoe, 1993-01
	1,879	Steve Grogan, 1975-90
	1,140	Vito (Babe) Parilli, 1961-67
	876	Tony Eason, 1983-89

Season —	401	Tom Brady, 2011
	400	Drew Bledsoe, 1994
	398	Tom Brady, 2007
	373	Tom Brady, 2002
		Drew Bledsoe, 1996
	371	Tom Brady, 2009
	334	Tom Brady, 2005
	327	Matt Cassel, 2008

Game —	45	Drew Bledsoe vs. Minnesota, Nov. 13, 1994*
	39	Tom Brady vs. Buffalo, Sept. 14, 2009
		Tom Brady vs. Kansas City, Sept. 22, 2002
		Drew Bledsoe at Pittsburgh, Dec. 16, 1995
	36	Tom Brady at Chicago, Nov. 10, 2002
		Tom Brady at San Diego, Sept. 29, 2002
		Tony Eason at L.A. Rams, Nov. 16, 1986
	34	Tom Brady vs. Philadelphia, Nov. 25, 2007
		Tom Ramsey vs. Philadelphia, Nov. 29, 1987

*NFL Record

Most Seasons Leading League —

2	Drew Bledsoe, 1994, 1996
---	--------------------------

BEST PASS COMPLETION PERCENTAGE

Career (500 Attempts) —	.638	Tom Brady 2000-11 (5321-3397)
	.629	Matt Cassel, 2005-08 (555-349)
	.604	Hugh Millen, 1991-92 (612-370)
	.584	Tony Eason, 1983-89 (1500-876)
	.563	Drew Bledsoe, 1993-01 (4452-2504)

Season (100 Attempts) —

.689	Tom Brady, 2007 (578-398)
.659	Tom Brady, 2010 (492-324)
.657	Tom Brady, 2009 (565-371)
.656	Tom Brady, 2011 (611-401)
.639	Tom Brady, 2001 (413-264)
.634	Matt Cassel, 2008 (516-327)
.630	Tom Brady, 2005 (334-530)
.621	Tom Brady, 2002 (601-373)

Game (20 Attempts) —

.885	Tom Brady vs. Jacksonville, Dec. 27, 2009 (26-23)
.853	Tom Brady vs. Tennessee, Oct. 18, 2009 (34-29)
.846	Tom Brady at Buffalo, Nov. 3, 2002 (26-22)
.840	Tom Brady at Miami, Nov. 21, 2007 (25-21)
.815	Tom Brady at Atlanta, Oct. 9, 2005 (22-27)
.806	Tom Brady vs. San Diego, Sept. 16, 2007 (31-25)
.800	Tom Brady at Indianapolis, Oct. 21, 2001 (20-16)
	Babe Parilli vs. Miami, Oct. 15, 1967 (20-16)

Most Seasons Leading League —

1	Tom Brady, 2007
	Vito (Babe) Parilli, 1961

MOST PASSING YARDS

Career —	39,979	Tom Brady, 2000-11@
	29,657	Drew Bledsoe, 1993-01
	26,886	Steve Grogan, 1975-90
	16,747	Vito (Babe) Parilli, 1961-67
	10,732	Tony Eason, 1983-89

Season —	5,235	Tom Brady, 2011
	4,806	Tom Brady, 2007
	4,555	Drew Bledsoe, 1994
	4,398	Tom Brady, 2009
	4,110	Tom Brady, 2005
	4,086	Drew Bledsoe, 1996
	3,985	Drew Bledsoe, 1999

Game —

517	Tom Brady at Miami, Sept. 12, 2011
426	Drew Bledsoe vs. Minnesota, Nov. 13, 1994
423	Tom Brady vs. San Diego, Sept. 18, 2011
423	Drew Bledsoe vs. Miami, Nov. 23, 1998
421	Drew Bledsoe at Miami, Sept. 5, 1994
419	Drew Bledsoe vs. Miami, Nov. 3, 1996
415	Matt Cassel at Miami, Nov. 23, 2008
414	Tony Eason vs. Seattle, Sept. 21, 1986
410	Tom Brady vs. Kansas City, Sept. 22, 2002

Seasons Leading League —

2	Tom Brady, 2005, 2007
1	Drew Bledsoe, 1994
	Vito (Babe) Parilli, 1964

LONGEST PASS COMPLETION

99t	Tom Brady at Miami, Sept. 12, 2011 (to Wes Welker)*
91t	Tom Brady at Indianapolis, Oct. 21, 2001 (to David Patten)
90t	Tony Eason at Chicago, Sept. 15, 1985 (to Craig James)
88t	Jim Plunkett vs. Baltimore, Dec. 19, 1971 (to Randy Vataha)
87t	Tom Sherman vs. NY Jets, Oct. 27, 1968 (to Jim Whalen)
86t	Drew Bledsoe at Pittsburgh, Dec. 6, 1998 (to Terry Glenn)
85t	Tom Brady at Miami, Oct. 19, 2003 (to Troy Brown in overtime)

PATRIOTS INDIVIDUAL RECORDS

PASSING (Cont.)

FEWEST INTERCEPTIONS THROWN

Career (500 Attempts) —

- 13 Matt Cassel, 2005-08
- 24 Butch Songin, 1960-61
- 28 Hugh Millen, 1991-92
- 44 Mike Taliaferro, 1968-70
- 48 Tony Eason, 1983-89

Season (100 Attempts) —

- 2 Steve Grogan, 1986 (102 att.)
- 4 **Tom Brady, 2010 (492)**
Scott Zolak, 1992 (100 att.)
Steve Grogan, 1982 (122 att.)
- 5 Steve Grogan, 1985 (156 att.)
- 5 Tom Hodson, 1990 (156 att.)

Lowest Interception Percentage, Season —

- 0.8 **Tom Brady, 2010 (4-492)**
- 1.4 **Tom Brady, 2007 (8-578)**
- 1.9 Tony Eason, 1984 (8-431)
- 2.0 **Tom Brady, 2011 (12-611)**
- 2.0 Steve Grogan, 1986 (2-102)
- 2.1 Matt Cassel, 2008 (11-516)
- 2.2 Tony Eason, 1986 (10-448)

MOST INTERCEPTIONS THROWN

Career (500 attempts) —

- 208 Steve Grogan, 1975-90
- 138 Babe Parilli, 1961-67
- Drew Bledsoe, 1993-01
- 115 **Tom Brady, 2000-11**
- 87 Jim Plunkett, 1971-75

Season —

- 27 Drew Bledsoe, 1994
- Babe Parilli, 1964
- 26 Babe Parilli, 1965
- 25 Jim Plunkett, 1972
- 24 Babe Parilli, 1967
- Babe Parilli, 1963

Game (25 attempts) —

- 6 Steve Grogan vs. San Francisco, Nov. 30, 1980
- Babe Parilli vs. Denver, Sept. 3, 1967
- 5 Seven times, most recently
Drew Bledsoe at Miami, Nov. 21, 1999

MOST TOUCHDOWN PASSES

Career —

- 300 **Tom Brady, 2000-11**
- 182 Steve Grogan, 1975-90
- 166 Drew Bledsoe, 1993-01
- 132 Vito (Babe) Parilli, 1961-67
- 62 Jim Plunkett, 1971-75

Season —

- 50 **Tom Brady, 2007***
- 39 **Tom Brady, 2011**
- 36 **Tom Brady, 2010**
- 31 Vito (Babe) Parilli, 1964
- 30 **Tom Brady, 2011**
Tom Brady, 2009
Tom Brady, 2004
Tom Brady, 2002*
- Drew Bledsoe, 1997
- Steve Grogan, 1979

Game —

- 6 **Tom Brady vs. Tennessee, Oct. 18, 2009**
Tom Brady at Miami, Oct. 21, 2007
- 5 **Tom Brady at Buffalo, Nov. 18, 2007**
Steve Grogan vs. N.Y. Jets, Sept. 9, 1979
Vito (Babe) Parilli at Buffalo, Nov. 15, 1964
Vito (Babe) Parilli vs. Miami, Oct. 15, 1967

Seasons Leading League —

- 3 **Tom Brady, 2002, 2007, 2010**
- 1 Steve Grogan, 1979 (tied Brian Sipe of Clev.-28)
Babe Parilli, 1964

MOST 300 YARD PASSING GAMES

- 45 **Tom Brady (2000-11)**
- 26 Drew Bledsoe(1993-01)
- 12 Steve Grogan (1975-90)

MOST 3,000-YARD PASSING SEASONS

- 9 **Tom Brady (2000-11)**
- 7 Drew Bledsoe (1993-01)

*NFL Record



PATRIOTS INDIVIDUAL RECORDS

RECEIVING

MOST RECEPTIONS

Career —

557	Troy Brown, 1993-07
554	Wes Welker, 2007-11
534	Stanley Morgan, 1977-89
490	Ben Coates, 1991-99
431	Kevin Faulk, 1999-11
363	Irving Fryar, 1984-92

Season —

123	Wes Welker, 2009
122	Wes Welker, 2011
112	Wes Welker, 2007
111	Wes Welker, 2008
101	Troy Brown, 2001
98	Randy Moss, 2007
97	Troy Brown, 2002

Game —

16	Wes Welker at Buffalo, Sept. 25, 2011 (217)
	Troy Brown, vs. K.C., Sept. 22, 2002 (176 yds)
15	Wes Welker vs. N.Y. Jets, Nov. 22, 2009 (192)
13	Wes Welker vs. Jacksonville, Dec. 27, 2009 (138)
	Wes Welker vs. Philadelphia, Nov. 25, 2007 (149)
	Deion Branch, at S.D., Sept. 29, 2002 (128)
	Terry Glenn at Cleveland, Oct. 3, 1999 (214)
12	Wes Welker vs. Buffalo, Dec. 24, 2011 (138)
	Randy Moss vs. Buffalo, Sept. 14, 2009 (141)
	Wes Welker vs. Buffalo, Sept. 14, 2009 (93)
	Wes Welker at Seattle, Dec. 7, 2008 (134)
	Troy Brown, vs. K.C., Dec. 4, 2000 (119)
	Ben Coates at Indy, Nov. 27, 1994 (119)

MOST RECEIVING YARDS

Career —

10,352	Stanley Morgan, 1977-89
6,366	Troy Brown, 1993-07
6,105	Wes Welker, 2007-11
5,726	Irving Fryar, 1984-92
5,471	Ben Coates, 1991-99
5,001	Jim Colclough, 1960-68

Season —

1,569	Wes Welker, 2011
1,493	Randy Moss, 2007
1,491	Stanley Morgan, 1986
1,264	Randy Moss, 2009
1,348	Wes Welker, 2009
1,327	Rob Gronkowski, 2011
1,253	Wes Welker, 2011
1,199	Troy Brown, 2001
1,175	Wes Welker, 2007

Game —

217	Wes Welker at Buffalo, Sept. 25, 2011 (16)
214	Terry Glenn at Cleveland, Oct. 3, 1999 (13 rec)
193	Terry Glenn at Pittsburgh, Dec. 6, 1998 (9)
192	Wes Welker vs. N.Y. Jets, Nov. 22, 2009 (15)
183	Randy Moss at N.Y. Jets, Sept. 9, 2007 (9)
182	Stanley Morgan vs. Miami, Nov. 8, 1981 (5)
176	Troy Brown vs. Kansas City, Sept. 22, 2002 (16)

Longest Reception —

99t	Wes Welker at Miami, Sept. 12, 2011*
91t	David Patten at Indianapolis, Oct. 21, 2001
90t	Craig James at Chicago, Sept. 15, 1985
88t	Randy Vataha vs. Baltimore, Dec. 19, 1971
87t	Jim Whalen vs. N.Y. Jets, Oct. 27, 1968
86t	Terry Glenn at Pittsburgh, Dec. 6, 1998

HIGHEST AVERAGE GAIN PER RECEPTION

Career (150 Minimum) —

20.3	Harold Jackson, 1978-81 (156-3,162)
19.4	Stanley Morgan, 1977-89 (534-10,352)
17.7	Jim Colclough, 1960-68 (283-5,001)
15.8	Irving Fryar, 1984-92 (363-5,726)
15.7	Gino Cappelletti, 1960-70 (292-4,589)

Season (35 Minimum) —

23.4	Stanley Morgan, 1981 (44-1,029)
22.8	Stanley Morgan, 1979 (44-1,002)
22.5	Harold Jackson, 1979 (45-1,013)
22.0	Stanley Morgan, 1980 (45-991)
21.7	Jim Colclough, 1962 (40-868)

Game (4 Minimum) —

36.4	Stanley Morgan vs. Miami, Nov. 8, 1981 (5-182)
35.5	Stanley Morgan vs. S.F., Nov. 30, 1980 (4-142)
	Jim Colclough vs. N.Y. Jets, Oct. 6, 1962 (4-142)
35.0	Aaron Marsh vs. N.Y. Jets, Sept. 22, 1968 (4-140)
34.0	Stanley Morgan at Balt., Nov. 26, 1978 (5-170)

MOST TOUCHDOWN RECEPTIONS

Career —

67	Stanley Morgan, 1977-89
50	Ben Coates, 1991-99
	Randy Moss, 2007-10
42	Gino Cappelletti, 1960-68
39	Jim Colclough, 1960-68
38	Irving Fryar, 1984-92

Season —

23	Randy Moss, 2007*
17	Rob Gronkowski, 2011
13	Randy Moss, 2009
12	Stanley Morgan, 1979
	Randy Moss, 2008
10	Rob Gronkowski, 2010
	Stanley Morgan, 1986
	Jim Colclough, 1962

Game —

4	Randy Moss at Buffalo, Nov. 18, 2007
3	Accomplished 11 Times. Most Recent:
	Rob Gronkowski at Pittsburgh, Nov. 14, 2010

MOST 100-YARD RECEIVING GAMES

38	Stanley Morgan (1977-89)
23	Wes Welker (2007-11)
18	Randy Moss (2007-10)

MOST 1,000-YARD RECEIVING SEASONS

4	Wes Welker (2007-11)
3	Randy Moss (2007-10)
3	Stanley Morgan (1977-89)
2	Terry Glenn (1996-01)

*NFL Record

PATRIOTS INDIVIDUAL RECORDS

INTERCEPTIONS

MOST INTERCEPTIONS

Career —

- 36 Ty Law, 1995-04
- Raymond Clayborn, 1977-89
- 29 Ron Hall, 1961-67
- Roland James, 1980-90
- Fred Marion, 1982-91
- 28 Mike Haynes, 1976-82

Season —

- 11 Ron Hall, 1964
- 10 Asante Samuel, 2006
- 9 Ty Law, 1998
- 8 Ronnie Lippett, 1986
- Mike Haynes, 1976

Game —

- 3 Accomplished 9 times. Most recent:
Leigh Bodden vs. N.Y. Jets, Nov. 22, 2009

MOST INTERCEPTION RETURN YARDAGE

Career —

- 583 Ty Law, 1995-04
- 555 Raymond Clayborn, 1977-89
- 476 Ron Hall, 1961-67
- 457 Fred Marion, 1982-91
- 420 Ronnie Lippett 1984-91

Season —

- 277 Bob Suci, 1963
- 189 Fred Marion, 1985
- 182 Prentice McCray, 1976
- 181 Otis Smith, 2001
- 159 Ron Hall, 1966

Game —

- 118 Prentice McCray at N.Y. Jets, Nov. 21, 1976 (2)
- 115 Fred Marion at Seattle, Nov. 17, 1985 (2)
- 110 Bob Suci vs. Houston, Nov. 1, 1963 (2)
- 100 Jimmy Hitchcock vs. Miami, Nov. 23, 1997 (1)
- 99 Rick Sanford at Chicago, Dec. 5, 1982 (1)

Longest Return —

- 100 Jimmy Hitchcock vs. Miami, Nov. 23, 1997 (TD)
- 99 Rick Sanford at Chicago, Dec. 5, 1982 (TD)
- 98 Bob Suci vs. Houston, Nov. 1, 1963 (TD)
- 91 Darius Butler at Houston, Jan. 3, 2010 (TD)
- 90 Victor Green at N.Y. Jets, Sept. 15, 2002 (TD)

TOUCHDOWNS

Career —

- 6 Ty Law, 1995-04
- 4 Tedy Bruschi, 1996-08
- 3 Asante Samuel, 2003-07
- 2 James Sanders 2005-10
- Willie McGinest, 1994-05
- Otis Smith, 1996, 2000-02
- Ronnie Lippett, 1983-91
- Prentice McCray, 1974-80
- Don Webb, 1961-62, 64-71
- John Charles, 1967-69
- Bob Suci, 1963

Season —

- 2 Tedy Bruschi LB, 2003
- Tedy Bruschi, LB, 2002
- Ty Law CB, 2001
- Otis Smith CB, 2001
- Ronnie Lippett DB, 1987
- Prentice McCray S, 1976
- Bob Suci DB, 1963
- Don Webb DB, 1961

Game —

- 2 Prentice McCray at N.Y. Jets, Nov. 21, 1976

PUNTING

MOST PUNTS

Career —

- 468 Rich Camarillo, 1981-87
- 377 Tom Yewcic, 1961-67
- 243 Tom Janik, 1969-71
- 222 Mike Patrick, 1975-78
- 215 Tom Tupa, 1996-98

Season —

- 103 Shawn McCarthy, 1992
- 92 Rich Camarillo, 1985
- 91 Jeff Feagles, 1988
- 90 Lee Johnson, 1999
- Brian Hansen, 1990
- 89 Lee Johnson, 2000
- Rich Camarillo, 1986

Game —

- 11 Shawn McCarthy vs. New Orleans, Nov. 8, 1992
- Rich Camarillo at Chicago, Sept. 15, 1985
- Rich Camarillo at Dallas, Nov. 22, 1984
- Jim Fraser vs. N.Y. Jets, Oct. 2, 1966
- 10 Accomplished Nine Times, Most Recent:
Ken Walter at Phila., Sept. 14, 2003
- Brooks Barnard vs. Miami, Dec. 7, 2003

MOST PUNTING YARDS

Career —

- 19,922 Rich Camarillo, 1981-87
- 14,553 Tom Yewcic, 1961-67
- 9,602 Tom Tupa, 1996-98
- 9,516 Tom Janik, 1969-71
- 8,578 Lee Johnson, 1999-01

Season —

- 4,212 Shawn McCarthy, 1992
- 3,953 Rich Camarillo, 1985
- 3,798 Lee Johnson, 2000
- 3,752 Brian Hansen, 1990
- 3,746 Rich Camarillo, 1986

Game —

- 514 Rich Camarillo at Chicago, Sept. 15, 1985 (11)
- 479 Rich Camarillo at Dallas, Nov. 22, 1984 (11)
- 436 Bob Scarpitto vs. Oakland, Oct. 6, 1968 (10)
- 426 Rich Camarillo at Oakland, Nov. 1, 1981 (9)

Longest Punt —

- 93 Shawn McCarthy at Buffalo, Nov. 3, 1991
- 89 Luke Prestridge vs. Miami, Oct. 21, 1984
- 87 Bob Scarpitto at Denver, Sept. 29, 1968
- 82 Luke Prestridge vs. N.Y. Jets, Oct. 28, 1984
- 76 Lee Johnson, at Cincinnati, Sept. 9, 2001
- Rich Camarillo vs. N.Y. Jets, Sept. 19, 1982

PATRIOTS INDIVIDUAL RECORDS

PUNTING (Cont.)

HIGHEST AVERAGE YARDS PER PUNT

Career (100 Punts Min.) —

44.8 Zoltan Mesko, 2010-11 (115)

44.7	Tom Tupa, 1996-98 (215)
43.6	Josh Miller, 2004-06 (175)
42.6	Rich Camarillo, 1981-87 (468)
42.3	Lee Johnson, 1999-01 (203)
41.5	Chris Hanson, 2007-2009 (149)
40.0	Terry Swanson, 1967-68 (127)
40.7	Shawn McCarthy, 1991-92 (169)

Season (Qualifiers) —

46.5 Zoltan Mesko, 2011

45.8	Tom Tupa, 1997
45.1	Josh Miller, 2005
44.6	Rich Camarillo, 1983

Season (Qualifiers) continued —

44.5	Tom Tupa, 1998
43.7	Chris Hanson, 2008
43.7	Rich Camarillo, 1982
43.5	Tom Tupa, 1996
43.2	Zoltan Mesko, 2010

Game (4 Punts Min.) —

55.6	Tom Tupa, at Indianapolis, Sept. 7, 1997 (5)
54.3	Pat O'Neill at Detroit, Sept. 25, 1994 (4)
52.3	Zoltan Mesko vs. Miami, Dec. 24, 2011 (6)
51.9	Tom Tupa, at Denver, Oct. 6, 1997 (7)
51.3	Tom Tupa, vs. San Diego, Aug. 31, 1997 (4)
51.2	Tom Tupa, vs. Indianapolis, Nov. 30, 1997 (5)
	Shawn McCarthy at Buffalo, Nov. 3, 1991 (5)

PUNT RETURNS

MOST PUNT RETURNS

Career —

252	Troy Brown, 1993-07
206	Irving Fryar, 1984-91
142	David Meggett, 1995-97
111	Mike Haynes, 1976-80
101	Kevin Faulk, 1999-2011

Season —

52	David Meggett, 1996
45	David Meggett, 1997
	David Meggett, 1995
	Mike Haynes, 1976
39	Troy Brown, 2000

Game —

10	Ronnie Harris at Pittsburgh, Dec. 5, 1993
7	David Meggett vs. N.Y. Jets, Dec. 10, 1995
	Ray Crittenden vs. Green Bay, Nov. 2, 1994
	Irving Fryar at Dallas, Nov. 22, 1984
6	Accomplished Seven Times, Most Recent: David Meggett vs. San Diego, Aug. 31, 1997

Most Seasons Leading League —

1	Irving Fryar, 1985
	Ron Burton, 1962
	Fred Bruney, 1961

MOST PUNT RETURN YARDS

Career —

2,625	Troy Brown, 1993-07
2,055	Irving Fryar, 1984-91
1,438	David Meggett, 1995-97
1,159	Mike Haynes, 1976-81
960	Stanley Morgan, 1977-1989

Season —

608	Mike Haynes, 1976
588	David Meggett, 1996
520	Irving Fryar, 1985
517	Mack Herron, 1974

Game —

156	Mike Haynes vs. Buffalo, Nov. 7, 1976
133	Stanley Morgan vs. Buffalo, Nov. 20, 1977
133	Irving Fryar at Buffalo, Sept. 22, 1985
126	Billy Johnson vs. Houston, Nov. 5, 1967

LONGEST PUNT RETURN

94	Julian Edelman vs. Miami, Jan. 2, 2011 (TD)
89	Mike Haynes vs. Buffalo, Nov. 7, 1976 (TD)
85	Troy Brown, vs. Cleveland, Dec. 9, 2001 (TD)
	Irving Fryar at Buffalo, Sept. 22, 1985 (TD)
80	Stanley Morgan vs. Balt., Nov. 18, 1979 (TD)
77	Irving Fryar vs. Indianapolis, Nov. 10, 1985 (TD)
72	Julian Edelman vs. KC, Nov. 21, 2011 (TD)

HIGHEST PUNT RETURN AVERAGE

Career (20 Returns) —

12.4	Julian Edelman, 2009-11 (55-680)
12.0	Mack Herron, 1973-75 (74-888)
11.3	Carl Garrett, 1969-72 (43-487)
10.7	Wes Welker, 2007-2011 (88-941)
10.4	Troy Brown, 1993-07 (270-2625)
	Mike Haynes, 1976-81 (111-1159)
	Stanley Morgan, 1977-89 (92-960)
10.2	David Meggett, 1995-97 (142-1443)

Season (Qualifiers) —

15.3	Julian Edelman, 2010
14.8	Mack Herron, 1974
14.2	Troy Brown, 2001
14.1	Irving Fryar, 1985
13.5	Mike Haynes, 1976
12.9	Troy Brown, 2000

Game (3 Returns) —

39.0	Mike Haynes vs. Buffalo, Nov. 7, 1976 (4)
35.7	Ricky Smith vs. Baltimore, Sept. 4, 1981 (3)

Most Seasons Leading League —

1	Troy Brown, 2001
	Irving Fryar, 1985

MOST PUNT RETURN TOUCHDOWNS

Career —

3	Troy Brown, 1993-07
	Irving Fryar, 1984-91
2	Julian Edelman, 2009-11
	Mike Haynes, 1976-81

Season —

2	Troy Brown, 2001
	Irving Fryar, 1985
	Mike Haynes, 1976

Game —

1	Accomplished 13 Times, Most Recent: Julian Edelman vs. KC on Nov. 21, 2011 (72 yds)
---	---

PATRIOTS INDIVIDUAL RECORDS

KICKOFF RETURNS

MOST KICKOFF RETURNS

Career —

- 181 **Kevin Faulk, 1999-2010**
- 107 Stephen Starring, 1983-87
- 105 Ellis Hobbs, 2005-08
- David Meggett, 1995-97
- 101 Bethel Johnson, 2003-05

Season —

- 48 Stephen Starring, 1985
- 45 Derrick Cullors, 1998
- Ellis Hobbs, 2008
- 42 Ricky Smith, 1983
- 41 Brandon Tate, 2010
- Bethel Johnson, 2004
- Mack Herron, 1973

Game —

- 8 Willie Porter vs. NY Jets, Sept. 22, 1968
- 7 Bethel Johnson vs. Indianapolis, Nov. 7, 2005
- Deion Branch vs. Kansas City, Sept. 22, 2002
- Deion Branch at Chicago, Nov. 10, 2002
- Kevin Faulk vs. N.Y. Jets, Dec. 22, 2002**

Most Seasons Leading League —

- 1 Jon Vaughn, 28.2 (20-564), 1992
- Horace Ivory, 27.6 (36-992), 1980
- Raymond Clayborn, 31.0 (28-869), 1977

MOST KICKOFF RETURN YARDS

Career —

- 4,098 **Kevin Faulk, 1999-11**
- 2,913 Ellis Hobbs, 2005-08
- 2,561 David Meggett, 1995-97
- 2,557 Bethel Johnson, 2003-05
- 2,299 Larry Garron, 1960-68

Season —

- 1,281 Ellis Hobbs, 2008
- 1,092 Mack Herron, 1973
- 1,085 Derrick Cullors, 1998
- 1,057 Brandon Tate, 2010
- 1,016 Bethel Johnson, 2004
- 1,012 Stephen Starring, 1985

Game —

- 237 Ellis Hobbs vs. Miami, Sept. 21, 2008
- 220 **Kevin Faulk vs. N.Y. Jets, Dec. 22, 2002**
- 206 Allen Carter at Baltimore, Dec. 21, 1975
- 201 Deion Branch vs. Kansas City, Sept. 22, 2002

LONGEST KICKOFF RETURN

- 108 Ellis Hobbs at N.Y. Jets, Sept. 9, 2007 (TD)*
- 103 Brandon Tate at Miami, Oct. 4, 2010 (TD)
- 101 Raymond Clayborn at Balt., Dec. 18, 1977 (TD)
- 100 Jon Vaughn at Cincinnati, Dec. 20, 1992 (TD)
- Raymond Clayborn at NYJ, Oct. 2, 1977 (TD)
- 99 Allen Carter at Baltimore, Dec. 21, 1975 (TD)
- Jon Vaughn at Phoenix, Sept. 29, 1991 (TD)

HIGHEST KICKOFF RETURN AVERAGE

Career (20 Returns) —

- 27.7 Ellis Hobbs, 2005-08 (105-2913)
- 27.2 Allen Carter, 1975-76 (33-898)
- 26.9 Raymond Clayborn, 1977-89 (57-1,538)
- 26.5 Horace Ivory, 1978-81 (45-1,191)

Season (Qualifiers) —

- 31.0 Raymond Clayborn, 1977
- 28.5 Larry Garron, 1962
- Ellis Hobbs, 2008
- 28.4 Jess Phillips, 1976
- 28.3 Carl Garrett, 1969

Game (3 Returns) —

- 52.0 Ellis Hobbs at N.Y. Jets, Sept. 9, 2007 (3)
- 51.0 Brandon Tate at Miami, Oct. 4, 2010 (3)
- 49.3 Ron Burton vs. Dallas Texans, Nov. 3, 1961 (3)
- 47.0 Horace Ivory at Baltimore, Oct. 19, 1980 (3)

MOST KICKOFF RETURN TOUCHDOWNS

Career —

- 3 Raymond Clayborn, 1977-89
- Ellis Hobbs, 2005-08
- 2 **Kevin Faulk, 1999-2010**
- Brandon Tate, 2009-2010
- Bethel Johnson, 2003-05
- Jon Vaughn, 1991-92
- Larry Garron, 1960-68

Season —

- 3 Raymond Clayborn, 1977
- 2 **Kevin Faulk, 2002**

Game —

- 1 Accomplished 24 times. Most recent: Brandon Tate at Miami, Oct. 4, 2010

*NFL Record

FUMBLES

MOST FUMBLES

Career —

- 81 Steve Grogan, 1975-90
- 78 **Tom Brady, 2000-11**
- 68 Drew Bledsoe, 1993-01
- 49 Sam Cunningham, 1973-79, 1981
- Vito (Babe) Parilli, 1961-67
- Tony Collins, 1981-87

Season —

- 13 **Tom Brady, 2003**
- 12 **Tom Brady, 2006**
- Tom Brady, 2001**
- Steve Grogan, 1979
- Sam Cunningham, 1975
- Mack Herron, 1974

Game —

- 4 Vito (Babe) Parilli vs. Denver, Nov. 6, 1966
- 4 Scott Zolak at Atlanta, Oct. 1, 1995
- 3 Accomplished 11 times. Most recent: **Tom Brady vs. N.Y. Jets, Sept. 21, 2003**

MOST OWN FUMBLE RECOVERIES

Career —

- 34 Steve Grogan, 1975-90
- 27 Drew Bledsoe, 1993-00
- 19 **Tom Brady, 2000-11**
- 19 Vito (Babe) Parilli, 1961-67

Season —

- 6 Drew Bledsoe, 1999
- Steve Grogan, 1987
- Vito (Babe) Parilli, 1963
- Ricky Smith, 1983
- 5 **Tom Brady, 2004**
- Tom Brady, 2002**
- Vito (Babe) Parilli, 1964

Game —

- 2 Accomplished 9 times. Most recent: Steve Grogan vs. Miami, Sept. 13, 1987



PATRIOTS INDIVIDUAL RECORDS

FUMBLES (Cont.)

MOST OPPONENT FUMBLE RECOVERIES

Career —

- 19 Andre Tippett, 1982-88, 90-93
- 16 Steve Nelson, 1974-87
- 15 Willie McGinest, 1994-2005
- Jim Hunt, 1960-70
- 14 Raymond Hamilton, 1973-80
- 13 Bob Dee, 1960-67

Season —

- 5 Bob Dee, 1961
- 4 Andre Tippett, 1993
- Brent Williams, 1986
- Steve Nelson, 1978
- John Sanders, 1975
- Larry Eisenhauer, 1964
- Jack Rudolph, 1960

- Game —**
- 3 Steve Nelson vs. Philadelphia, Oct. 8, 1978
 - 2 Accomplished 21 times. Most recent:
Ty Warren vs. Washington, Oct. 28, 2007

MOST FUMBLE RETURN YARDS

Career —

- 101 Brent Williams, 1986-93
- 75 Andre Tippett, 1982-93

Season —

- 68 Richard Seymour, 2004
- 63 Rob Ninkovich, 2010**
- 54 Brent Williams, 1986
- 53 Chad Eaton, 1999

Game —

- 68 Richard Seymour at Buffalo, Oct. 3, 2004 (1)
- 63 Rob Ninkovich at San Diego, Oct. 24, 2010 (1-opp)**
- 52 Chuck Shonta vs. N.Y. Titans, Sept. 17, 1960 (1-opp)
- 51 Jim Hunt vs. Houston, Dec. 15, 1968 (1-opp)

LONGEST FUMBLE RETURN

- 68 Richard Seymour at Buffalo, Oct. 3, 2004 (TD)
- 63 Rob Ninkovich at San Diego, Oct. 24, 2010**
- 52 Chuck Shonta vs. N.Y. Titans, Sept. 17, 1960 (TD)
- 51 Jim Hunt vs. Houston, Dec. 15, 1968

MOST FUMBLE RETURN TOUCHDOWNS

Own Fumbles Recovered For TD —

- 1 Eight players. Most recent:
Troy Brown vs. N.Y. Jets, Dec. 12, 1995

Opponents' Fumbles Recovered For TD —

- 1 Accomplished many times.
Most recent:
Vince Wilfork at Washington, Dec. 11, 2011 (0 yds, TD)

SACKS *

MOST SACKS

Career —

- 100.0 Andre Tippett, 1982-88, 90-93
- 79.5 Julius Adams, 1971-77, 79, 85, 87
- 78.0 Willie McGinest, 1994-05
- 72.5 Tony McGee, 1974-81
- 54.0 Ray Hamilton, 1973-81

Season —

- 18.5 Andre Tippett, 1984
- 16.5 Andre Tippett, 1985
- 12.5 Mike Vrabel, 2007
- Andre Tippett, 1987
- 12.0 Tony McGee, 1978
- Tony McGee, 1979

Rookie Season —

- 10.5 Garin Veris, 1985
- 9.0 Chris Slade, 1993

Game —

- 4.0 Andre Carter at N.Y. Jets, Nov. 13, 2011**
- Julius Adams at Atlanta, Dec. 4, 1977
- Tony McGee at Baltimore, Nov. 16, 1978
- Mike Hawkins vs. N.Y. Jets, Sept. 9, 1979
- 3.5 Andre Tippett at Buffalo, Oct. 26, 1986
- Chris Slade vs. San Diego, Nov. 20, 1994
- 3.0 Accomplished 30 times, most recently
Tully Banta-Cain at Buffalo, Dec. 20, 2009

*Sacks have only been an official NFL statistic since 1982. Sack totals shown here reflect all-time Patriots totals.

PATRIOTS CAREER SACK LEADERS

Player	Sacks	Career Years
1. Andre Tippett	100.0	1982-88, 90-93
2. Julius Adams	79.5	1971-77, 79-85, 87
3. Willie McGinest	78.0	1994-05
4. Tony McGee	72.5	1974-81
5. Ray Hamilton	54.0	1973-81
6. Chris Slade	51.0	1993-00
7. Mike Vrabel	48.0	2001-08
8. Larry Eisenhauer	45.5	1961-69
9. Brent Williams	43.5	1986-93
10. Houston Antwine	39.0	1961-71
Richard Seymour	39.0	2001-08
12. Garin Veris	36.0	1985-88, 90-91
13. Richard Bishop	32.5	1976-81
14. Tedy Bruschi	30.5	1996-08
15. Don Blackmon	29.5	1981-87
16. Jim Lee Hunt	29.0	1960-71
17. Jarvis Green	28.0	2002-09
18. Bob Dee	27.5	1960-67
19. Roosevelt Colvin	26.5	2003-08
20. Rod Shoate	22.5	1975-81
21. Henry Thomas	21.0	1997-00
Ty Warren	21.0	2003-10
23. Steve Nelson	20.0	1974-81
24. Mel Lunsford	19.5	1973-80
25. Tully Banta-Cain	23.0	2003-06, 09-10
26. Nick Buoniconti	18.0	1962-68
27. Ken Sims	17.0	1982-89
28. Vincent Brown	16.5	1988-95
29. Toby Williams	15.5	1983-88
30. Tom Addison	15.0	1960-70
Mike Jones	15.0	1994-97
Mike Wright	15.0	2005-11
33. Jack Rudolph	14.5	1960-65
Adalius Thomas	14.5	2007-09
35. Ron Berger	14.0	1969-72
36. Chad Eaton	13.5	1996-00
37. Larry McGrew	13.5	1980-89
38. Vince Wilfork	13.0	2004-11

PATRIOTS TEAM RECORDS

Note: Number of games per season: 1960-1977 (14); 1978-81 (16); 1982 (9); 1983-86 (16); 1987 (15), and 1988-09 (16).

bold = record set in 2011

VICTORIES

MOST VICTORIES

Season—

- 16 2007*
- 14 2004, 2003, 2010
- 13 2011**
- 12 2006
- 11 2008, 2001, 1996, 1986, 1985, 1978, 1976

FEWEST VICTORIES

Season—

- 1 1990
- 2 1992, 1981, 1970
- 3 1975, 1972, 1967

*-NFL Record

GREATEST REGULAR SEASON COMEBACKS

Rank	Date	Opponent	Largest Deficit	Largest Deficit Score	Final Score
1	09/16/84	Seattle	23 Points	23-0	38-23
2	12/21/96	@ N.Y. Giants	22 Points	22-0	23-22
3t	11/10/02	@ Chicago	21 Points	27-6	33-30
3t	09/19/99	Indianapolis	21 Points	21-0, 28-7	31-28
3t	11/10/96	@ N.Y. Jets	21 Points	21-0	31-27
3t	01/01/12	Buffalo	21 Points	21-0	49-21
6	11/13/94	Minnesota	20 Points	20-0	26-20

SCORING

MOST POINTS SCORED

Season (Points)—

- 589 2007
- 518 2010
- 513 2011**
- 441 1980
- 437 2004
- 427 2009
- 418 1996

Season (Average)—

- 36.8 2007
- 32.4 2010
- 32.1 2011**
- 29.5 1961
- 27.6 1980
- 27.3 2004

Game—

- 59 vs. Tennessee, Oct. 18, 2009
- 56 at Buffalo, Nov. 18, 2007
- vs. N.Y. Jets, Sept. 9, 1979
- 55 vs. N.Y. Jets, Oct. 29, 1978
- 52 vs. Washington, Oct. 28, 2007
- vs. Buffalo, Oct. 22, 1961
- 50 at Ind., Nov. 18, 1984
- vs. Baltimore, Nov. 18, 1979

Quarter—

- 1st: 21 at Oakland, Dec. 14, 2008
- 21 vs. N.Y. Jets, Oct. 29, 1978
- 21 at Miami, Dec. 15, 1974
- 2nd: 35 vs. Tennessee, Oct. 18, 2009
- 3rd: 22 vs. Dallas (Texans), Nov. 18, 1960
- 4th: 27 vs. Baltimore, Nov. 23, 1980

Game, Both Teams Combined—

- 86 at BOS 43, OAK 43 (tie), Oct. 16, 1964
- 84 NE 46, at BAL 38, Oct. 6, 1996
- 79 at NE 41, KC 38, Sept. 22, 2002
- 78 NYJ 47, at BOS 31, Sept. 22, 1968
- 77 NE 49, at MIA 28, Oct. 21, 2007

FEWEST POINTS SCORED

Season—

- 143 1982 (9 games)
- 149 1970
- 181 1990
- 192 1972
- 205 1992
- 229 1968

Game—

- 0 20 Times: Most recent: at Miami 21, Patriots 0 Dec. 10, 2006

Game, Both Teams Combined—

- 3 at NE 3, MIA 0, Dec. 12, 1982
- 6 NYJ 6, at NE 0, Nov. 26, 1993
- IND 6, at NE 0, Dec. 6, 1992
- 7 HOU 7, at NE 0, Sept. 21, 1975
- 9 at NE 7, CIN 2, Dec. 12, 1993
- NE 6, at MIA 3, Nov. 20, 1988
- NE 6, at NYJ 3, Dec. 15, 1991

GREATEST MARGIN OF VICTORY

Game—

- 59 at NE 59, TEN 0, Oct. 18, 2009
- 53 at NE 56, NYJ 3, Sept. 9, 1979
- 46 NE 56, at BUF 10, Nov. 18, 2007
- 45 at NE 52, WAS 7, Oct. 28, 2007
- 42 NE 45, NYJ 3, Dec. 6, 2010
- at BOS 45, HOU 3, Nov. 1, 1963

GREATEST MARGIN OF DEFEAT

Game—

- 52 at MIA 52, NE 0, Nov. 12, 1972
- 42 at G.B. (Mil.) 45, NE 3, Oct. 9, 1988
- 38 at NYJ 45, NE 7, Sept. 26, 1993
- at CIN 45, NE 7, Dec. 20, 1970
- at MIA 41, NE 3, Oct. 17, 1971

MOST TOUCHDOWNS

Season—

- 75 2007
- 65 2010
- 61 2011**
- 52 1961, 1980
- 50 2009
- 49 2004, 1979
- 48 1976

Game—

- 8 vs. Tennessee, Oct. 18, 2009
- at Buffalo, Nov. 18, 2007
- vs. N.Y. Jets, Sept. 9, 1979
- vs. N.Y. Jets, Oct. 29, 1978
- 7 at Oakland, Dec. 14, 2008
- at Miami, Oct. 21, 2007
- vs. Oakland, Oct. 3, 1976
- vs. Buffalo, Oct. 22, 1961

FEWEST TOUCHDOWNS

Season—

- 17 1982 (9 games)
- 18 1970
- 19 1990
- 22 1991

MOST PATS

Season—

- 74 2007*
- 62 2010
- 59 2011**
- 51 1980
- 48 2004, 1961

FEWEST PATS

Season—

- 15 1982 (9 games)
- 17 1970
- 19 1990, 1991
- 22 1992

MOST FGs ATTEMPTED

Season—

- 41 1986
- 40 2008, 1989
- 39 1998, 1964
- 38 1963
- 37 1962

Game—

- 7 vs. Ind. Dec. 3, 1989
- at Cin., Nov. 16, 1969
- at Buffalo, Sept. 24, 1967
- at S.D., Sept. 20, 1964
- 6 vs. Jax, Sept. 22, 1996
- vs. Denver, Oct. 4, 1964

FEWEST FGs ATTEMPTED

Season—

- 13 1982 (9 games)
- 16 1972
- 17 1975, 1992
- 21 1971, 1977
- 22 1970, 1974, 1983

MOST FGs MADE

Season—

- 36 2008
- 32 1986
- 31 2004, 1998
- 30 1989

Game—

- 6 at Denver, Oct. 4, 1964
- 5 vs. Buffalo, Nov. 14, 2004
- vs. Jax, Sept. 22, 1996

FEWEST FGs MADE

Season—

- 8 1982 (9 gm), 1972, 1970, 1960
- 9 1983, 1975
- 11 1992

LONGEST DRIVES

Most Plays—

- 19 vs. Buffalo, Nov. 9, 2008
- 19-92, 9:08, TD
- at N.Y. Jets, Sept. 15, 2002
- 19-70, 6:40, FG
- 18 vs. Indianapolis, Dec. 4, 2011**
- 18-86, 6:40, TD**
- 18 at Indianapolis, Oct. 22, 2000
- 18-89, 8:43, TD
- 18 Buffalo, Dec. 13, 1981, 18-64

*NFL Record



PATRIOTS TEAM RECORDS

FIRST DOWNS

MOST TOTAL FIRST DOWNS

Season—

399 2011
393 2007
373 2009
356 2008
348 1994
344 2004

Game—

34 vs. Washington, Oct. 28, 2007
32 vs. Tennessee, Oct. 18, 2009
at Buffalo, Dec. 11, 2005
31 vs. Kansas City, Oct. 11, 1998
vs. Phila., Nov. 29, 1987
at Houston, Dec. 11, 1966

FEWEST TOTAL FIRST DOWNS

Season—

146 1982 (9 games)
166 1969
181 1968
184 1970
190 1971

Game—

3 vs. Wash., Dec. 15, 1990
5 vs. Miami, Dec. 12, 1982
at N.Y. Jets, Nov. 22, 1970
6 at K.C., Oct. 11, 1970
at Phila., Nov. 4, 1990
vs. N.O., Nov. 8, 1992

MOST RUSHING FIRST DOWNS

Season—

181 1978
150 1976
145 2008
139 1980
132 1977, 1979

Game—

21 vs. Denver, Nov. 28, 1976
18 vs. N.Y. Jets, Oct. 18, 1976
17 at Buffalo, Nov. 5, 1978
vs. Buffalo, Dec. 10, 1978

FEWEST RUSHING FIRST DOWNS

Season—

55 1965
63 1970
64 1969
65 1990
66 1964

Game—

0 at Pittsburgh, Oct. 31, 2004
at N.O., Nov. 30, 1986
at Buffalo, Oct. 26, 1980
at N.Y. Jets, Nov. 22, 1970
1 19 times. Most recent:
at Carolina, Sept. 18, 2005

MOST PASSING FIRST DOWNS

Season—

262 2011
243 1994, 2007
222 2009
207 1995
206 1996
204 2005
202 1986

Game—

23 vs. San Diego, Sept. 18, 2011
22 vs. Buffalo, Sept. 14, 2009
at Cin., Sept. 18, 1994
vs. Min., Nov. 13, 1994
21 Four Times. Most Recent:
at Buffalo on Sept. 25, 2011
20 9 times. Most recent:
at Miami, Sept. 12, 2011

FEWEST PASSING FIRST DOWNS

Season—

63 1982 (nine games)
87 1969, 1989
94 1971, 1968
95 1976
98 1970

Game—

0 vs. Miami, Dec. 8, 1968
at T.B., Dec. 12, 1976
1 vs. N.O., Dec. 4, 1983
vs. Miami, Dec. 12, 1982

MOST PENALTY FIRST DOWNS

Season—

37 2009
35 1986
34 1989
31 2004, 2000
30 2011, 1993
29 2005, 1965

Game—

7 at Houston, Sept. 19, 1965
6 vs. Kansas City, Oct. 11, 1998
5 13 times. Most Recent:
vs. N.Y. Giants, Nov. 6, 2011

FEWEST PENALTY FIRST DOWNS

Season—

9 1982 (nine games)
11 1971, 1991
14 1977
15 1969, 1976, 1985

Game—

0 Many times. Most recent:
vs. Miami, Dec. 24, 2011

TOTAL NET YARDS

MOST TOTAL NET YARDS

Season—

6,848 2011
6,580 2007
6,357 2009
5,965 1978
5,847 2008
5,820 2010
5,776 1994

Game—

622 at Miami, Sept. 12, 2011
619 vs. Tennessee, Oct. 18, 2009
597 vs. N.Y. Jets, Sept. 9, 1979

Game (Cont.)—

530 at Miami, Nov. 23, 2008
529 vs. N.Y. Jets, Oct. 29, 1978
526 vs. Houston, Dec. 18, 1965
514 vs. Arizona, Dec. 21, 2008

FEWEST TOTAL NET YARDS

Season—

2,626 1970
2,633 1982 (9 games)
3,127 1968
3,419 1969
3,556 1971

Game—

57 vs. N.Y. Jets, Sept. 19, 1982
74 vs. Oakland, Oct. 22, 1967
80 at N.Y. Jets, Nov. 20, 1970
92 at Denver, Nov. 11, 1979
100 vs. K.C., Sept. 21, 1969

RUSHING

MOST RUSHING ATTEMPTS

Season—

671 1978
603 1977
591 1976
588 1980, 1988
565 1985

Game—

62 vs. Den., Nov. 28, 1976 (332 yds)
60 at Seattle, Dec. 19, 1982 (249)

Game (Cont.)—

58 vs. Ind., Dec. 26, 1993 (257)
55 Four times. Most recent:
vs. Seattle, Dec. 4, 1988 (171)
54 at Buffalo, Nov. 20, 1977 (256)
vs. Chicago, Oct. 30, 1988 (185)

FEWEST RUSHING ATTEMPTS

Season—

324 1982 (9 games)
334 1970

Season (Cont.)—

363 1960
367 1969
386 1972

Game—

6 at Pittsburgh, Oct. 31, 2004
(5 yards)
9 vs. Pittsburgh, Dec. 9, 2007 (22)
vs. Denver, Nov. 17, 1996 (17)
10 vs. N.Y. Jets, Oct. 12, 1986 (17)

PATRIOTS TEAM RECORDS

RUSHING (Cont.)

MOST RUSHING YARDS

Season—

3,165 1978
2,948 1976
2,605 1983
2,331 1985
2,303 1977

Game—

332 vs. Denver, Nov. 28, 1976
330 vs. N.Y. Jets, Oct. 18, 1976
328 vs. N.Y. Jets, Sept. 18, 1983
281 vs. Oakland, Oct. 30, 1966
vs. Cin., Dec. 22, 1985

FEWEST RUSHING YARDS

Season—

1,040 1970
1,117 1965
1,347 1982
1,332 1994
1,361 1964

Game—

2 at N.O., Nov. 30, 1986
(18 attempts)
5 at Pittsburgh, Oct. 31, 2004 (6)
17 vs. Denver, Nov. 17, 1996 (9)
vs. N.Y. Jets, Oct. 12, 1986 (10)
vs. Wash., Sept. 23, 1984 (11)
at L.A. Chargers, Oct. 28, 1960 (24)

MOST RUSHING TOUCHDOWNS

Season—

30 1978
24 1976
23 1981
21 2008, 1974
20 2006

Game—

4 Six times, most recently
vs. S.D., Oct. 16, 1983

FEWEST RUSHING TOUCHDOWNS

Season—

3 1982 (9 games)
4 1990
6 1997, 1992
7 1971
8 2003, 1968, 1965

PASSING

MOST PASS ATTEMPTS

Season—

699 1994
686 1995
628 1996
612 2011
610 1989
605 2002

Game—

70 vs. Minn., Nov. 13, 1994
60 at Pitt., Dec. 16, 1995
59 vs. Denver, Oct. 8, 1995
vs. N.O., Nov. 12, 1989
56 at Pitt., Dec. 17, 1989

FEWEST PASS ATTEMPTS

Season—

187 1982 (9 games)
305 1977
309 1976
330 1971
338 1969

Game—

5 vs. Miami, Dec. 12, 1982 (2 cmp.)
8 at Buffalo, Dec. 28, 2008 (6)
9 vs. Miami, Nov. 9, 1969 (2)
10 Three times, Most recent:
vs. Seattle, Dec. 4, 1988 (5)
11 vs. Ind., Dec. 26, 1993 (9)
vs. Oakland, Oct. 30, 1966 (4)
12 vs. Buffalo, Oct. 20, 1968 (4)

MOST COMPLETIONS

Season—

405 1994
403 2007
402 2011
390 2009
374 2002, 1996
351 1995
340 1986

Game—

45 vs. Minn., Nov. 13, 1994
39 vs. Buffalo, Sept. 14, 2009
vs. K.C., Sept. 22, 2002
at Pitt., Dec. 16, 1995
38 vs. Tennessee, Oct. 18, 2009
36 at Chicago, Nov. 10, 2002
at San Diego, Sept. 29, 2002
at LA Rams, Nov. 16, 1986

FEWEST COMPLETIONS

Season—

93 1982 (9 games)
146 1976
159 1971
160 1977, 1968
162 1969

Game—

2 vs. Miami, Nov. 9, 1969 (9 att.)
vs. Miami, Dec. 12, 1982 (5)
3 vs. N.O., Dec. 4, 1983 (10)
4 Four times, Most recent:
vs. Buffalo, Oct. 11, 1987
5 Seven times, Most recent:
at Buffalo, Oct. 23, 1988

MOST NET PASSING YARDS

Season—

5,084 2011
4,859 2007
4,444 1994
4,436 2009
4,120 2005

Game—

516 at Miami on Sept. 12, 2011
426 vs. Tenn., Oct. 18, 2009
426 vs. Minn., Nov. 13, 1994
421 at Miami, Sept. 4, 1994
414 vs. Miami, Nov. 23, 1998
410 vs. San Diego, Sept. 25, 2011
409 vs. Miami, Nov. 3, 1996
408 at Miami, Nov. 23, 2008

FEWEST NET PASSING YARDS

Season—

1,347 1982 (9 games)
1,586 1970
1,746 1976
1,765 1968
1,887 1971

Game—

4 vs. N.Y. Jets, Sept. 19, 1982
13 vs. Miami, Dec. 12, 1982
15 at Atlanta, Nov. 29, 1992
16 vs. N.O., Dec. 4, 1983
at Miami, Dec. 8, 1968

MOST TOUCHDOWN PASSES

Season—

50 2007
39 2011
37 2010
31 1997, 1964
30 1979
29 2004, 1986, 1961
28 2009, 2005, 2002

Game—

6 vs. Tennessee, Oct. 18, 2009
at Dallas, Oct. 14, 2007
vs. N.Y. Jets, Sept. 9, 1979
5 Many times, Most recent:
at Buffalo, Nov. 18, 2007

FEWEST TOUCHDOWN PASSES

Season—

7 1970
10 1972
11 1991
12 1988, 1982
13 1992, 1973

MOST HAD INTERCEPTED

Season—

34 1981
33 1968
32 1967
29 1965, 1963
28 1988, 1975, 1972, 1970

Game—

6 at Denver, Sept. 3, 1967
vs. Buffalo, Dec. 9, 1967
at K.C., Oct. 11, 1970
at S.F., Nov. 30, 1980

FEWEST HAD INTERCEPTED

Season—

5 2010
9 1982 (9 gms), 2007
10 2008
12 2011, 2006
13 2009, 2003, 1986, 1962
14 2004, 2002, 1984



PATRIOTS TEAM RECORDS

PASSING (Cont.)

MOST SACKS ALLOWED

Season—

66	1984 (454 yards)
65	1992 (458 yards)
63	1991 (436 yards)
58	1990 (443 yards)
56	1999 (349 yards)

Game—

10	at Dallas, Nov. 22, 1984 (57 yds)
----	--------------------------------------

FEWEST SACKS ALLOWED

Season—

14	1977 (155 yards)
15	1982 (9 games-134 yds)

Season (Cont.)—

18	2009 (104)
19	1976 (164 yds)
21	2007 (128 yds), 1974 (174)
22	1994 (139 yds)
23	1993 (127 yds), 1988 (160), 1962 (164 yds)

PUNTING

MOST PUNTS

Season—

103	1992
96	1968
92	1990, 1986, 1985, 1984
91	1988
90	2000, 1999

Game—

11	Five times, Most recent: vs. Miami, Dec. 7, 2003
10	Eight times, Most recent: at Phila., Sept. 14, 2003

FEWEST PUNTS

Season—

44	2007
49	1982 (9 games)
50	2008
56	2004
57	2011, 2009
58	2010
61	1973, 1978

Game—

0	3 times, Most recent: vs. Hou., Nov. 12, 1978
1	20 times, Most recent: vs. Cincinnati, Sept. 12, 2010

MOST PUNTING YARDS

Season—

4,212	1992
3,953	1985
3,904	1984
3,831	1968
3,798	2000

Game—

514	at Chicago, Sept. 15, 1985
479	at Dallas, Nov. 22, 1984
436	at Oakland, Nov. 1, 1981 at Oakland, Oct. 6, 1968

FEWEST PUNTING YARDS

Season—

1,821	2007
2,137	1978
2,140	1982 (9 games)
2,200	2008
2,221	2009
2,297	1973

Game—

0	3 times, Most recent: vs. Hou., Nov. 12, 1978
---	--

HIGHEST PUTING AVERAGE

Season—

46.5	2011
45.2	1997
44.6	2005, 1983
44.5	1998
44.0	2008

Game (4 Punts Min.)—

55.6	at Indianapolis, Sept. 7, 1997 (5)
54.3	at Detroit, Sept. 25, 1994
52.3	vs. Miami, Dec. 24, 2011 (6)
51.6	at Denver, Oct. 16, 2005
51.5	vs. N.Y. Jets, Oct. 9, 2011
51.3	vs. S.D., Aug. 31, 1995 (4)
51.2	vs. Ind., Nov. 30, 1997 (5) at Buff., Nov. 3, 1991 (5)

LOWEST PUNTING AVERAGE

Season—

34.6	1977
35.0	1978
35.8	1960
36.2	1979, 1974
36.5	1966

PUNT RETURNS

MOST PUNT RETURNS

Season—

60	1980
52	1996
51	1993
48	1999, 1984, 1976
47	1978

Game—

10	at Pittsburgh, Dec. 5, 1993
7	at Green Bay, Nov. 19, 2006 vs. N.Y. Jets, Dec. 12, 1995 at Dallas, Nov. 22, 1984 vs. Houston, Nov. 5, 1967
6	Accomplished 16 times, Most recent: at Denver, Oct. 16, 2005

FEWEST PUNT RETURNS

Season—

16	1982
17	1972
23	1969
24	1966
25	1987

MOST PUNT RETURN YARDS

Season—

628	1976
588	1996
562	2000
533	1974
530	1985

Game—

167	vs. Buffalo, Nov. 7, 1976
139	at Buffalo, Nov. 20, 1977

FEWEST PUNT RETURN YARDS

Season—

37	1972
134	1990
138	1962
139	1982
143	1966

HIGHEST PUNT RETURN AVG.

Season—

13.4	2010
13.3	2001, 1974
13.1	1976
13.0	1961
12.6	1985
11.7	2006

LOWEST PUNT RETURN AVG.

Season—

2.2	1972
4.6	1990
5.3	1968, 1962
5.6	1965
5.8	2004, 1971

MOST PUNT RETURN TOUCHDOWNS

Season—

2	2001, 1985, 1976
---	------------------

Game—

1	vs. Kansas City, Nov. 21, 2011 vs. Miami, Jan. 2, 2010 at Carolina, Jan. 6, 2002 vs. Cleveland, Dec. 9, 2001 vs. Tampa Bay, Sept. 3, 2000 at N.Y. Giants, Dec. 21, 1996 vs. Atlanta, Nov. 2, 1986 vs. Ind., Nov. 10, 1985 at Buffalo, Sept. 22, 1985 vs. N.Y. Jets, Nov. 2, 1980 vs. Balt., Nov. 18, 1979 vs. Denver, Nov. 28, 1976 vs. Buffalo, Nov. 7, 1976
---	---



PATRIOTS TEAM RECORDS

KICKOFF RETURNS

MOST KICKOFF RETURNS

Season—

77 1990
75 2002, 1995
73 1967
71 1968
70 2005

Game—

10 vs. Buffalo, Dec. 9, 1967
9 at Dallas, Oct. 24, 1971
vs. N.Y. Jets, Sept. 22, 1968
vs. Oakland, Oct. 16, 1964

FEWEST KICKOFF RETURNS

Season—

28 1982 (9 games)
39 1977
46 1976
46 2011
47 1993
48 1987

Game—

0 Six times, most recently
at Denver, Dec. 18, 2011

MOST KICKOFF RETURN YARDS

Season—

1,771 2002
1,691 1995
1,562 2008
1,553 2006
1,520 1975

Game—

248 vs. Miami, Sept. 21, 2008
245 at Dallas, Oct. 24, 1971
230 at Balt., Dec. 21, 1975
229 at Indianapolis, Nov. 30, 2003
220 vs. Tennessee, Oct. 5, 2003
vs. N.Y. Jets, Dec. 22, 2002

FEWEST KICKOFF RETURN YARDS

Season—

646 1982 (9 games)
819 1993
901 1987 (15 games)
986 2011
1,051 1977
1,087 1976

Game—

0 Six times, most recently
at Denver, Dec. 18, 2011

HIGHEST KICKOFF RETURN AVG.

Season—

26.9 1977
26.8 2006
25.2 2008, 2007, 1997
24.2 1999

LOWEST KICKOFF RETURN AVG.

Season—

17.4 1993
17.8 1994
18.1 1990
18.3 1981

MOST KICKOFF RETURN TOUCHDOWNS

Season—

3 1977
2 2010, 2007, 2002, 1961

Game—

1 24 times, Most recent:
at Miami, Oct. 4, 2010

PENALTIES

MOST PENALTIES

Season—

114 1985
112 1977
111 2003, 1992
110 2005
108 2002, 1998

Game—

15 vs. Indianapolis, Sept. 19, 1999
14 Five times, most recently
at Denver, Nov. 3, 2003

FEWEST PENALTIES

Season—

50 1973
52 1962
53 1982 (9 games), 1964
57 2008
58 1965

Game—

0 at New Orleans, Nov. 30, 2009
vs. St. Louis, Oct. 26, 2008
1 24 times, Most recent:
vs. NY Jets, Dec. 6, 2010

MOST PENALTY YARDS

Season—

1,051 1992
998 2003
940 2006
931 1977
921 2005

Game—

146 at Indianapolis, Nov. 4, 2007
139 vs. Buffalo, Nov. 6, 1983
135 at Indianapolis, Sept. 19, 1999
134 at Cin., Dec. 20, 1992
129 at Tennessee, Dec. 31, 2006

FEWEST PENALTY YARDS

Season—

412 1982 (9 games)
456 1962
467 1964
501 2008
506 1987

Game—

0 at New Orleans, Nov. 30, 2009
vs. St. Louis, Oct. 26, 2008
5 Eight times, Most recent
vs. Buffalo, Sept. 10, 2006

FUMBLES

MOST FUMBLES

Season—

51 1973
47 1983
43 1975
42 1992
37 1967, 1962

Game—

8 vs. Baltimore, Oct. 7, 1973
6 7 times, Most recent:
vs. Miami, Dec. 15, 1974

FEWEST FUMBLES

Season—

9 2010
13 2011
14 2007
15 1969
16 1982 (9 games)
17 2009
2008
18 1970

Game—

0 Many times, Most recent:
at Washington, Dec. 11, 2011

MOST TOTAL RECOVERED

Season—

43 1983, 1973
37 1985
36 1975

Game—

8 at Pitt., Sept. 26, 1976
7 at LA Rams, Dec. 11, 1983

FEWEST TOTAL RECOVERED

Season—

8 1982 (9 games)
12 2000
15 2008, 2005, 1999, 1988
16 2007

MOST OWN RECOVERED

Season—

25 1973
24 1983

Game—

5 at Wash., Oct. 25, 1981
vs. Baltimore, Oct. 7, 1973

FEWEST OWN RECOVERED

Season—

4 2010
5 1970, 1969
6 2007
7 2008
8 2009, 1982 (9 games), 1971, 1968

MOST OPPONENTS RECOVERED

Season—

27 1976
24 1985
21 1987, 1978

Game—

6 at L.A. Rams, Dec. 11, 1983
at Pitt., Sept. 26, 1976
5 at N.O., Nov. 30, 1986
vs. Denver, Nov. 6, 1966

FEWEST OPPONENTS RECOVERED

Season—

7 2009
8 2008, 2005, 1998, 1984
9 1993, 1965
10 2007, 1977, 1962



PATRIOTS TEAM RECORDS

DEFENSE – NET YARDS ALLOWED

MOST NET YARDS ALLOWED

Season—
6,577 2011
 5,864 2010
 5,827 1981
 5,764 1995
 5,697 1990
 5,644 1989
 5,576 1983

Game—

584 vs. Cin., Dec. 7, 1986
 552 vs. Miami, Oct. 21, 1984
 540 vs. Houston, Oct. 13, 1967
 525 at Miami, Sept. 4, 1994
 514 at Phila., Nov. 4, 1990

FEWEST NET YARDS ALLOWED

Season—
 2,812 1982 (9 games)
 3,834 1963

Season (Cont.)—

4,022 1976
 4,067 1974

Game—

65 vs. Seattle, Dec. 4, 1988
 86 vs. Balt., Oct. 23, 1977
 88 vs. Miami, Oct. 12, 1980
 94 vs. Ind., Nov. 6, 1992

SCORING ALLOWED

MOST POINTS ALLOWED

Season—
 446 1972, 1990
 406 1968
 391 1989
 389 1967
 377 1995

Game—

52 at Miami, Nov. 12, 1972
 48 at Phila., Nov. 4, 1990

Game (Cont.)—

48 at N.Y. Jets, Oct. 27, 1968
 vs. Oakland, Oct. 22, 1967
 45 at N.Y. Jets, Sept. 26, 1993

FEWEST POINTS ALLOWED

Season (Points)—
 157 1982 (9 games)
 217 1977
 236 1976
 237 2006
 238 2003

Season (Average)—

14.8 2006
 14.9 2003
 15.5 1977
 16.3 2004
 16.9 1976

Game—

0 24 times, Most recent:
 vs. Tenn., Oct. 18, 2009 (59-0)

RUSHING ALLOWED

MOST RUSHES AGAINST

Season—
 644 1981
 565 1990
 560 1973
 555 1975

Game—

58 vs. N.Y. Jets, Oct. 14, 1973
 54 vs. Clev., Oct. 4, 1987
 vs. St. Louis, Dec. 2, 1984
 vs. Wash., Sept. 23, 1984

FEWEST RUSHES AGAINST

Season—
 310 1963
 314 1982 (9 games)
 350 1961
 356 1964

Game—

10 at N.Y. Jets, Dec. 26, 2005
 at Oakland, Dec. 9, 1961
 12 at Buffalo, Dec. 11, 2005

MOST RUSHING YARDS ALLOWED

Season—
 2,950 1981
 2,850 1973
 2,717 1972
 2,676 1990

Game—

360 vs. Buffalo, Sept. 16, 1973
 349 vs. Buffalo, Dec. 14, 1975

FEWEST RUSHING YARDS ALLOWED

Season—
 1,041 1961
 1,107 1963
 1,135 1966
 1,143 1964

Game—

2 at S.D., Dec. 17, 1961
 14 at Buffalo, Dec. 11, 2005
 19 vs. Houston, Nov. 1, 1963

MOST RUSHING TOUCHDOWNS ALLOWED

Season—
 29 1990
 27 1972
 22 1979, 1968
 21 1960

Game—

6 at N.Y. Jets, Oct. 27, 1968
 5 at G.B. (Mil.), Oct. 9, 1988

FEWEST RUSHING TOUCHDOWNS ALLOWED

Season—
 5 1991
 6 2009, 1999
 7 2007, 2003, 2001, 1966
 8 2008, 1998, 1977

PASSING ALLOWED

MOST ATTEMPTS AGAINST

Season—
619 2011
 618 2003
 616 1997
 611 2010
 596 1996
 570 1998

Game—

63 vs. Minn., Oct. 20, 1991
 61 vs. Minn., Dec. 16, 1979
 60 vs. Miami, Nov. 23, 1993
 59 vs. N.Y. Giants, Oct. 12, 2003

FEWEST ATTEMPTS AGAINST

Season—
 240 1973
 267 1982 (9 games)
 325 1972
 334 1970

Game—

7 at Buffalo, Dec. 9, 1973
 vs. N.Y. Jets, Oct. 14, 1973
 9 vs. N.Y. Jets, Oct. 15, 1972

MOST COMPLETIONS ALLOWED

Season—
 388 2010
386 2011
 368 1997
 342 1995
 336 1998
 335 1991

Game—

38 vs. Indy, Nov. 21, 2010
 38 vs. Miami, Nov. 23, 1997
36 at Pittsburgh, Oct. 30, 2011
 at Indy, Oct. 20, 1996
 35 vs. N.Y. Giants, Oct. 12, 2003
 vs. Minn., Dec. 16, 1979
 vs. Minn., Oct. 20, 1991

FEWEST COMPLETIONS ALLOWED

Season—
 134 1973
 142 1982 (9 games)
 170 1971
 174 1972

Game—

1 vs. N.Y. Jets, Oct. 14, 1973
 2 vs. Tennessee, Oct. 18, 2009
 at Buffalo, Dec. 9, 1973

MOST NET PASSING YARDS ALLOWED

Season—
4,703 2011
 4,136 2010
 3,886 1995
 3,852 1991
 3,803 1996
 3,772 1997

PATRIOTS TEAM RECORDS

PASSING ALLOWED (Cont.)

MOST NET PASSING YARDS ALLOWED (Cont.)

Game—

- 467 vs. Minn., Dec. 16, 1979
456 at Miami, Sept. 4, 1994

FEWEST NET PASSING YARDS ALLOWED

Season—

- 1,338 1973
1,519 1982 (9 games)
2,033 1977
2,154 1971

Game—

- 7 vs. Tennessee, Oct. 18, 2009
0 vs. N.Y. Jets, Oct. 14, 1973
8 vs. N.Y. Jets, Oct. 10, 1971

MOST TD PASSES ALLOWED

Season—

- 29 1995
28 1980, 1967
27 2008, 1989, 1961

Game—

- 5 at New Orleans, Nov. 30, 2009
vs. Oakland, Oct. 22, 1967
vs. K.C., Sept. 25, 1966

FEWEST TD PASSES ALLOWED

Season—

- 9 1982 (9 games)
10 2006
11 2003, 1973
13 1988, 1979
14 1997, 1985

MOST SACKS RECORDED (Sacks by Patriots defense)

Season—

- 58 1977 (471 yards)
57 1979 (512 yards)
56 1963 (626 yards)
55 1984 (452 yards)

Game—

- 10 at Oak. Sept. 22, 1963 (100 yds)
9 Five times, most recently
at Atlanta, Nov. 4, 2001 (47)

FEWEST SACKS RECORDED

Season—

- 15 1972 (101 yards)
20 1982 (9 games-134 yds),
1981 (175 yards)
1992 (114 yards)

FIRST DOWNS ALLOWED

MOST TOTAL ALLOWED

Season—

- 370 2011**
348 2010
328 1981
326 2000, 1983
322 1997
315 2002

Game—

- 33 vs. Miami, Nov. 23, 1997
vs. Miami, Oct. 21, 1984
30 at Pitt., Sept. 25, 1983
vs. N.Y. Jets, Sept. 19, 1982
vs. Minn., Dec. 16, 1979

FEWEST TOTAL ALLOWED

Season—

- 185 1982 (9 games)
215 1977, 1973
219 1967
220 1962

Game—

- 2 vs. Seattle, Dec. 4, 1988
5 at Chicago, Oct. 14, 1979
vs. Ind., Nov. 11, 1990

MOST RUSHING

Season—

- 160 1981
151 1990
144 1972
142 1969, 1973

Game—

- 20 vs. N.Y. Jets, Sept. 19, 1982
19 vs. Buffalo, Dec. 14, 1975
vs. N.Y. Jets, Oct. 15, 1972

FEWEST RUSHING

Season—

- 59 1963
61 1967
63 1964
67 2006

Game—

- 0 6 times, Most recent:
vs. Ind., Nov. 11, 1990

MOST PASSING

Season—

- 245 2011**
226 2010
208 1998
199 1991
193 2009
184 2000
183 1997

Game—

- 23 at Pittsburgh, Oct. 30, 2011**
22 at Pittsburgh, Nov. 14, 2010
vs. Indianapolis, Nov. 21, 2010
21 vs. Indianapolis, Dec. 4, 2011
vs. Cincinnati, Sept. 12, 2010
at Denver, Oct. 11, 2009
at Miami, Dec. 6, 2009
vs. Miami, Nov. 23, 1997
20 vs. San Diego, Sept. 18, 2011
at S.F., Oct. 22, 1989
19 vs. Cincinnati, Dec. 12, 2004
vs. St. Louis, Nov. 18, 2001

FEWEST PASSING

Season—

- 67 1973
88 1982 (9 games)
105 1970
111 1971, 1977

Game—

- 1 vs. Tennessee, Oct. 18, 2009
vs. N.Y. Jets, Oct. 14, 1973
2 Accomplished 9 times,
Most recent: vs. Seattle,
Dec. 4, 1988

INTERCEPTIONS BY PATRIOTS

MOST INTERCEPTIONS

Season—

- 31 1964
29 2003, 1963
25 1962, 1960, 2010
24 1998, 1980, 1974

Game—

- 7 at N.Y. Jets, Nov. 21, 1976
6 vs. N.Y. Jets, Sept. 27, 1964
vs. Houston, Nov. 1, 1963

FEWEST INTERCEPTIONS

Season—

- 8 1970
10 2005, 2000, 1972
12 1991, 1982
13 1993, 1975, 1973

MOST INT RETURN YARDS

Season—

- 645 1963
505 1976
427 1985, 1964
422 2001

Game—

- 204 vs. Houston, Nov. 1, 1963
160 vs. Miami, Nov. 23, 1997
145 at N.Y. Jets, Nov. 21, 1976

FEWEST INT RETURN YARDS

Season—

- 85 2005
99 1991
104 2008
105 1973

MOST INT RETURN TOUCHDOWNS

Season—

- 5 2003, 2001
4 1997, 2010
3 2009, 2007, 2002, 1998,
1992, 1976, 1963, 1962

Game—

- 2 7 times, most recently
at Carolina, Jan. 6, 2002

FEWEST INT RETURN TOUCHDOWNS

Season—

- 0 17 times, most recently 2008



PLAYOFF HISTORY



PATRIOTS PLAYOFF RESULTS

ALL-TIME PLAYOFF RESULTS

The Patriots have played in 36 playoff games during their 51-year history, compiling an overall playoff record of 21-15. The Patriots won an NFL-record 10 consecutive playoff games from the 2001 season to the 2005 season. Since Robert Kraft purchased the Patriots in 1994, the team is 17-9 in the playoffs, and its 17 playoff victories are tied with Pittsburgh for the most in the NFL over that span.

ALL-TIME PLAYOFF RESULTS (21-15)

Date	Round	Opponent	W/L	Score
12/28/63	AFL Divisional	at Buffalo	W	26-8
01/05/64	AFL Championship	at San Diego	L	10-51
12/18/76	AFC Divisional	at Oakland	L	21-24
12/31/78	AFC Divisional	Houston	L	14-31
01/08/83	First Round Playoff	at Miami	L	31-28
12/28/85	AFC Wild Card	at N.Y. Jets	W	26-14
01/05/86	AFC Divisional	at L.A. Raiders	W	27-20
01/12/86	AFC Championship	at Miami	W	31-14
01/26/86	Super Bowl XX	* Chicago	L	10-46
01/04/87	AFC Divisional	at Denver	L	17-22
01/01/95	AFC Wild Card	at Cleveland	L	13-20
01/05/97	AFC Divisional	Pittsburgh	W	28-3
01/12/97	AFC Championship	Jacksonville	W	20-6
01/26/97	Super Bowl XXXI	* Green Bay	L	21-35
12/28/97	AFC Wild Card	Miami	W	17-3
01/03/98	AFC Divisional	at Pittsburgh	L	6-7
01/03/99	AFC Wild Card	at Jacksonville	L	10-25
01/19/02	AFC Divisional	Oakland	W	16-13
01/27/02	AFC Championship	at Pittsburgh	W	24-17
02/03/02	Super Bowl XXXVI	* St. Louis	W	20-17
01/10/04	AFC Divisional	Tennessee	W	17-14
01/18/04	AFC Championship	Indianapolis	W	24-14
02/01/04	Super Bowl XXXVIII	* Carolina	W	32-29
01/16/05	AFC Divisional	Indianapolis	W	20-3
01/23/05	AFC Championship	at Pittsburgh	W	41-27
02/06/05	Super Bowl XXXIX	* Philadelphia	W	24-21
01/07/06	AFC Wild Card	Jacksonville	W	28-3
01/14/06	AFC Divisional	at Denver	L	13-27
01/07/07	AFC Wild Card	N.Y. Jets	W	37-16
01/14/07	AFC Divisional	at San Diego	W	24-21
01/21/07	AFC Championship	at Indianapolis	L	34-38
01/12/08	AFC Divisional	Jacksonville	W	31-20
01/20/08	AFC Championship	San Diego	W	21-12
02/03/08	Super Bowl XLII	N.Y. Giants	L	14-17
01/10/10	AFC Wild Card	Baltimore	L	14-33
01/16/11	AFC Divisional	N.Y. Jets	L	21-28

*Neutral site Super Bowls

PATRIOTS PLAYOFF SEASONS (18)

Year	How Qualified	Record
1963	Div. Champions	1-1
1976	Wild Card	0-1
1978	Div. Champions	0-1
1982*	16-Team Format	0-1
1985	Wild Card	3-1
1986	Div. Champions	0-1
1994	Wild Card	0-1
1996	Div. Champions	2-1
1997	Div. Champions	1-1
1998	Wild Card	0-1
2001	Div. Champions	3-0
2003	Div. Champions	3-0
2004	Div. Champions	3-0
2005	Div. Champions	1-1
2006	Div. Champions	2-1
2007	Div. Champions	2-1
2009	Div. Champions	0-1
2010	Div. Champions	0-1

NFL PLAYOFF RECORDS

(Minimum 20 Postseason Games)

Team	W	L	Pct.
Green Bay Packers	29	16	.644
Pittsburgh Steelers	33	20	.623
San Francisco 49ers	25	17	.595
New England Patriots	21	15	.583
Oakland/LA Raiders	25	18	.581
Washington Redskins	23	17	.575
Dallas Cowboys	33	25	.569
Denver Broncos	17	15	.531

MOST PLAYOFF WINS IN A DECADE

Team	Decade	Wins
New England Patriots	2000s	14
Dallas Cowboys	1970s	14
Pittsburgh Steelers	1970s	14
San Francisco 49ers	1980s	13
Dallas Cowboys	1990s	12
Washington Redskins	1980s	11
Buffalo Bills	1990s	10

The Patriots are 11-3 at home in the playoffs in their history. Thirteen of the franchise's 14 home playoff games have happened since Robert Kraft bought the team in 1994.

NFL'S LONGEST HOME PLAYOFF WINNING STREAKS

Team	Win Streak	Seasons
Green Bay Packers.....	13	1939-2001
New England Patriots	11	1996-2008
Buffalo Bills	9	1988-1995
Washington Redskins.....	8	1942-1983

PATRIOTS SUPER BOWL RINGS



Super Bowl XXXVI



Super Bowl XXXVIII



Super Bowl XXXIX

INDIVIDUAL PLAYOFF RECORDS

bold = player on the 2010 roster; underline = record set in 2010

PLAYOFF SERVICE

GAMES PLAYED

Career—

- 22 Tedy Bruschi (1996,97,98,2001,03,04,05,06,07)
- 20 Troy Brown (1994,96,97,98,2001,03,04,05,06)
- 18 Willie McGinest (1994,96,97,98,2001,03,04,05)
- 18 **Tom Brady (2001, 03, 04, 05, 06, 07, 09, 10)**
- 18 **Kevin Faulk (2001, 03, 04, 05, 06, 07, 09)**
- 17 Larry Izzo (2001, 03, 04, 05, 06, 07)
- 17 Matt Light (2001,03, 04, 06, 07, 09, 10)
- 17 Adam Vinatieri (1996,97,98,2001,03,04,05)
- 17 Mike Vrabel (2001, 03, 04, 05, 06, 07)

PLAYOFF SCORING

POINTS

Career—

- 117 Adam Vinatieri (26 FGs, 39 PAT kicks)
- 47 **Stephen Gostkowski (9 FGs, 20 PAT kicks)**
- 42 David Givens (7 receiving touchdowns)
- 39 Tony Franklin (9 FGs, 12 PAT kicks)
- 30 Curtis Martin (5 rushing touchdowns)

Game—

- 18 Curtis Martin vs. Pitt., Jan. 5, 1997 (3 rush TD)
- 16 Adam Vinatieri vs. Indianapolis, Jan. 18, 2004 (5 FG, 1 PAT)
- 14 Gino Cappelletti at Buffalo, Dec. 28, 1963 (4 FG, 2 PAT)
- 13 Tony Franklin at N.Y. Jets, Dec. 28, 1985 (4 FG, 2 PAT)
- 13 **Stephen Gostkowski vs. N.Y. Jets, Jan. 7, 2007 (3 FG, 4 PAT)**

TOUCHDOWNS

Career—

- 7 David Givens (8 games) (7 rec. TD)
- 5 Curtis Martin (3 games) (5 rush TD)
- 4 Deion Branch (9 games) (3 rec. TD)
- 4 Corey Dillon (8 games) (4 rush TD)

Game—

- 3 Curtis Martin vs. Pitt., Jan. 5, 1997 (3 rush TD)
- 2 Deion Branch at Pitt., Jan. 23, 2005 (1 rec., 1 rush TD)
- 2 Larry Garron at Buffalo, Dec. 28, 1963 (2 rec. TD)
- 2 Stanley Morgan at Denver, Jan. 4, 1987 (2 rec. TD)
- 2 Benjamin Watson vs. Jacksonville, Jan. 12, 2008 (2 rec. TD)
- 2 **Julian Edelman vs. Baltimore, Jan. 10, 2010 (2 rec. TD)**

PLAYOFF FIELD GOALS

FIELD GOALS MADE

Career—

- 26 Adam Vinatieri (17 games)
- 9 Tony Franklin (5 games)
- 9 **Stephen Gostkowski (7 games)**
- 5 Gino Cappelletti (2 games)

Game—

- 5 Adam Vinatieri vs. Ind., Jan. 18, 2004 (31,25,27,21,34)
- 4 Tony Franklin at N.Y. Jets, Dec. 28, 1985 (33, 41, 20, 26)
- Gino Cappelletti at Buffalo, Dec. 28, 1963 (28,12, 33, 36)
- 3 **Stephen Gostkowski at San Diego, Jan. 14, 2007 (50,34,31)**
- Stephen Gostkowski vs. N.Y. Jets, Jan. 7, 2007 (20,40,28)
- Adam Vinatieri vs. Oakland, Jan. 19, 2002 (23,45,23)

FIELD GOALS ATTEMPTED

Career—

- 34 Adam Vinatieri (17 games)
- 11 Tony Franklin (5 games)
- 11 **Stephen Gostkowski (7 games)**
- 6 Gino Cappelletti (2 games)

Game—

- 5 Adam Vinatieri, vs. Indianapolis, Jan. 18, 2004 (31, 25, 27, 21, 34)
- Tony Franklin at N.Y. Jets, Dec. 28, 1985 (33,41,20,41wl,26)
- Gino Cappelletti, at Buffalo, Dec. 28, 1963 (28,12,33,36,45s)

LONGEST FIELD GOALS

- 50 **Stephen Gostkowski at San Diego, Jan. 14, 2007**
- 48 Adam Vinatieri at Pittsburgh, Jan. 23, 2005
- Adam Vinatieri vs. St. Louis, Feb. 3, 2002
- 46 Adam Vinatieri vs. Tennessee, Jan. 10, 2004
- Adam Vinatieri at Pittsburgh, Jan. 3, 1998

PLAYOFF RUSHING

RUSHING ATTEMPTS

Career—

- 120 Corey Dillon (8 games)
- 117 Antowain Smith (6 games)
- 93 Laurence Maroney (7 games)
- 88 **Kevin Faulk (18 games)**
- 82 Craig James (5 games)
- 49 Curtis Martin (3 games)
- 47 Tony Collins (6 games)

Game—

- 26 Antowain Smith vs. Carolina, Feb. 1, 2004
- 25 Laurence Maroney vs. San Diego, Jan. 21, 2008
- 24 Corey Dillon at Pittsburgh, Jan. 23, 2005
- 23 Corey Dillon vs. Indianapolis, Jan. 16, 2005
- Craig James at L.A. Raiders, Jan. 5, 1986
- 22 Antowain Smith vs. Indianapolis, Jan. 18, 2004
- Derrick Cullors vs. Miami, Dec. 27, 1997
- Craig James at Miami, Jan. 12, 1986
- Craig James, at N.Y. Jets, Dec. 28, 1985
- Laurence Maroney vs. Jacksonville, Jan. 12, 2008

RUSHING YARDS

Career—

- 508 Corey Dillon (8 games)
- 456 Antowain Smith (6 games)
- 425 **Kevin Faulk (18 games)**
- 369 Laurence Maroney (7 games)
- 290 Craig James (5 games)
- 267 Curtis Martin (3 games)

RUSHING YARDS (Cont.)

Game—

- 166 Curtis Martin, vs. Pittsburgh, Jan. 5, 1997
- 144 Corey Dillon vs. Indianapolis, Jan. 16, 2005
- 122 Laurence Maroney vs. Jacksonville, Jan. 12, 2008
- Laurence Maroney vs. San Diego, Jan 21, 2008
- 105 Craig James, at Miami, Jan. 12, 1986
- 104 Craig James, at L.A. Raiders, Jan. 5, 1986

LONGEST RUSHES

- 781 Curtis Martin, vs. Pittsburgh, Jan. 5, 1997
- 45 Robert Weathers at Miami, Jan. 12, 1986
- 42 Corey Dillon vs. Indianapolis, Jan. 16, 2005
- 35 Corey Dillon at Indianapolis, Jan. 21, 2007
- 35 Antowain Smith vs. Indianapolis, Jan. 18, 2004

RUSHING TOUCHDOWNS

Career—

- 5 Curtis Martin (3 games)
- 4 Corey Dillon (8 games)
- 3 Laurence Maroney (7 games)
- 2 **Tom Brady (18 games)**
- Antowain Smith (6 games)

LONGEST RUSHING TOUCHDOWNS

- 78 Curtis Martin vs. Pittsburgh, Jan. 5, 1997
- 25 Corey Dillon at Pittsburgh, Jan. 23, 2005
- 23 Curtis Martin vs. Pittsburgh, Jan. 5, 1997
- 23 Deion Branch at Pittsburgh, Jan. 23, 2005



INDIVIDUAL PLAYOFF RECORDS

PLAYOFF PASSING

PASSING YARDS

Career—

- 4,407 Tom Brady (19 games)**
- 1,335 Drew Bledsoe (7 games)
- 571 Steve Grogan (4 games)
- 561 Tony Eason (5 games)
- 489 Vito "Babe" Parilli (2 games)

Game—

- 354 Tom Brady vs. Carolina, Feb. 1, 2004**
- 341 Tom Brady at Denver, Jan. 14, 2006**
- 312 Tom Brady vs. Oakland, Jan. 19, 2002**
- 300 Vito "Babe" Parilli at Buffalo Dec. 28, 1993
- 299 Tom Brady vs. N.Y. Jets, Jan. 16, 2011**
- 280 Tom Brady at San Diego, Jan. 14, 2007**

PASSING ATTEMPTS

Career—

- 682 Tom Brady (19 games)**
- 252 Drew Bledsoe (7 games)
- 95 Steve Grogan (4 games)
- 72 Tony Eason (5 games)
- 64 Vito "Babe" Parilli (2 games)

Game—

- 52 Tom Brady vs. Oakland, Jan. 19, 2002**
- 51 Tom Brady at San Diego, Jan. 14, 2007**
- 50 Drew Bledsoe at Cleveland, Jan. 1, 1995
- 48 Tom Brady vs. N.Y. Giants, Feb. 3, 2008**
- Tom Brady vs. Carolina, Feb. 1, 2004**
- Drew Bledsoe vs. Green Bay, Jan. 26, 1997

PASS COMPLETIONS

Career—

- 424 Tom Brady (19 games)**
- 129 Drew Bledsoe (7 games)
- 48 Steve Grogan (4 games)
- 42 Tony Eason (5 games)
- 28 Vito "Babe" Parilli (2 games)

Game—

- 32 Tom Brady vs. Carolina, Feb. 1, 2004**
- Tom Brady vs. Oakland, Jan. 19, 2002**
- 29 Tom Brady vs. N.Y. Jets, Jan. 16, 2011**
- Tom Brady vs. N.Y. Giants, Feb. 3, 2008**
- 27 Tom Brady at San Diego, Jan. 14, 2007**
- 26 Tom Brady vs. Jacksonville, Jan. 12, 2008**

COMPLETION PERCENTAGE

Career—

- 62.2 Tom Brady (19 games) (682-424)**
- 58.3 Tony Eason (5 games) (72-42)
- 54.5 Tom Owen (1 game) (22-12)
- 51.2 Drew Bledsoe (7 games) (252-129)
- 50.5 Steve Grogan (4 games) (95-48)

RECEPTIONS

Career—

- 58 Troy Brown (20 games)
- 51 Kevin Faulk (18 games)**
- 46 Deion Branch (9 games)
- 35 David Givens (8 games)
- 34 Wes Welker (4 games)**

Game—

- 11 Wes Welker vs. N.Y. Giants, Feb. 3, 2008**
- Deion Branch vs. Philadelphia, Feb. 6, 2004
- 10 Jabar Gaffney at San Diego, Jan. 14, 2007
- Deion Branch vs. Carolina, Feb. 1, 2004
- Jermaine Wiggins vs. Oakland, Jan. 19, 2002

COMPLETION PERCENTAGE (Cont.)

Game (Minimum 10 att.)—

- 92.9 Tom Brady vs. Jacksonville, Jan. 12, 2008 (28-26)**
- 83.0 Tony Eason at Miami, Jan. 12, 1986 (12-10)
- 75.0 Tony Eason at N.Y. Jets, Dec. 28, 1986 (16-12)
- 69.7 Tom Brady vs. Philadelphia, Feb. 6, 2005 (33-23)**
- 66.7 Tom Brady vs. San Diego, Jan. 20, 2008 (33-22)**
- Tom Brady at Pittsburgh, Jan. 23, 2005 (21-14)**
- Tom Brady vs. Indianapolis, Jan. 16, 2005 (27-18)**
- Tom Brady vs. Carolina, Feb. 1, 2004 (48-32)**

PASSING TOUCHDOWNS

Career—

- 30 Tom Brady (19 games)**
- 7 Tony Eason (5 games)
- 6 Drew Bledsoe (7 games)
- 3 Steve Grogan (4 games)
- 2 Vito "Babe" Parilli (2 games)

Game—

- 3 Tom Brady vs. Jacksonville, Jan. 12, 2008**
- Tom Brady vs. Jacksonville, Jan. 7, 2006**
- Tom Brady vs. Carolina, Feb. 1, 2004**
- Tony Eason at Miami, Jan. 12, 1986
- 2 Nine times, most recent
- Tom Brady vs. N.Y. Jets, Jan. 16, 2011**

INTERCEPTIONS

Career—

- 16 Tom Brady (19 games)**
- 12 Drew Bledsoe (7 games)
- 7 Steve Grogan (4 games)
- 2 Vito "Babe" Parilli (2 games)

Game—

- 4 Drew Bledsoe vs. Green Bay, Jan. 26, 1997
- 3 Drew Bledsoe at Cleveland, Jan. 1, 1995
- Tom Brady vs. Baltimore, Jan. 10, 2010**
- Tom Brady vs. San Diego, Jan. 20, 2008**
- Tom Brady at San Diego, Jan. 14, 2007**

PASSER RATING

Career (Minimum 25 att.)—

- 115.6 Tony Eason (5 games)
- 85.7 Tom Brady (19 games)**
- 67.7 Vito "Babe" Parilli (2 games)
- 54.9 Drew Bledsoe (7 games)
- 50.4 Scott Zolak (2 games)

Game (Minimum 10 att.)—

- 141.4 Tom Brady vs. Jacksonville, Jan. 12, 2008**
- 132.0 Tony Eason at N.Y. Jets, Dec. 28, 1985
- 130.9 Tony Eason at Miami, Jan. 12, 1986
- 130.5 Tom Brady at Pittsburgh, Jan. 23, 2005**
- 116.4 Tom Brady vs. Jacksonville, Jan. 7, 2006**
- 110.2 Tom Brady vs. Philadelphia, Feb. 6, 2005**

PLAYOFF RECEIVING

RECEIVING YARDS

Career—

- 694 Troy Brown (20 games)
- 688 Deion Branch (9 games)
- 412 Kevin Faulk (18 games)**
- 324 David Givens (8 games)
- 317 Terry Glenn (5 games)

Game—

- 153 Deion Branch at Denver, Jan. 14, 2006 (8 rec)
- 143 Deion Branch vs. Carolina, Feb. 1, 2004 (10)
- 133 Deion Branch vs. Philadelphia, Feb. 6, 2005 (11)
- 121 Troy Brown at Pittsburgh, Jan. 27, 2002 (8)
- 120 Larry Garron at Buffalo, Dec. 28, 1963 (4)

INDIVIDUAL PLAYOFF RECORDS

PLAYOFF RECEIVING (Cont.)

TOUCHDOWN RECEPTIONS

Career—

- 7 David Givens (8 games)
- 3 Deion Branch (9 games)
- Benjamin Watson (9 games)
- Jabar Gaffney (6 games)
- Stanley Morgan (7 games)
- 2 Troy Brown (20 games)
- Keith Byars (5 games)
- Russ Francis (2 games)
- Larry Garron (2 games)
- David Patten (6 games)
- Mike Vrabel (17 games)
- Wes Welker (4 games)**
- Julian Edelman (2 game)**

TOUCHDOWN RECEPTIONS (Cont.)

Game—

- 2 Julian Edelman vs. Baltimore, Jan. 10, 2010**
- Benjamin Watson vs. Jacksonville, Jan. 12, 2008
- Larry Garron at Buffalo, Dec. 28, 1963
- Stanley Morgan at Denver, Jan. 4, 1987

LONGEST RECEPTIONS

- 73 Deion Branch from Tom Brady, at Denver, 1/14/06**
- 63t Benjamin Watson from Tom Brady, vs. Jac., 1/7/06
- 60t Deion Branch from Tom Brady, at Pittsburgh, 1/23/05**
- 59t Larry Garron from Babe Parilli, at Buffalo, 12/28/63

PLAYOFF SCRIMMAGE YARDS

SCRIMMAGE YARDS (RUSHING AND RECEIVING)

Career—

- 837 Kevin Faulk (18 games) (425 rush, 412 rec.)**
- 675 Troy Brown (20 games) (-19 rush, 694 rec.)
- 729 Deion Branch (9 games) (41 rush, 688 rec.)**
- 582 Corey Dillon (8 games) (508 rush, 74 rec.)
- 469 Antowain Smith (6 games) (456 rush, 13 rec.)

SCRIMMAGE YARDS (Cont.)

Game—

- 175 Curtis Martin vs. Pitt., Jan. 5, 1997 (166 rush, 9 rec.)
- 164 Larry Garron at Buff., Dec. 28, 1963 (44 rush, 120 rec.)
- 161 Corey Dillon vs. Ind., Jan. 16, 2005 (144 rush, 17 rec.)
- 162 Laurence Maroney vs. Jac., Jan. 12, 2006 (122 rush, 40 rec.)
- 153 Deion Branch vs. Den., Jan. 14, 2006 (0 rush, 153 rec.)**
- Deion Branch at Pitt., Jan. 23, 2005 (37 rush, 116 rec.)

PLAYOFF INTERCEPTIONS

INTERCEPTIONS

Career—

- 7 Rodney Harrison (9 games)
- 5 Asante Samuel (14 games)
- 4 Ty Law (12 games)
- 3 Fred Marion (6 games)

Game—

- 3 Ty Law vs. Indianapolis, Jan. 18, 2004
- 2 Eugene Wilson at Pittsburgh, Jan. 23, 2005
- 2 Ronnie Lippett at L.A. Raiders, Jan. 5, 1986
- 2 Ross O'Hanley at Buffalo, Dec. 28, 1963
- 2 Bob Dee at Buffalo, Dec. 28, 1963

INTERCEPTION RETURN YARDAGE

Career—

- 158 Asante Samuel (14 games)
- 118 Rodney Harrison (8 games)
- 73 Ty Law (12 games)
- 71 Fred Marion (6 games)
- 40 Todd Collins (5 games)

INTERCEPTION RETURN YARDAGE (Cont.)

Game—

- 87 Rodney Harrison at Pittsburgh, Jan. 23, 2005 (1 int.)
- 73 Asante Samuel vs. Jacksonville, Jan. 7, 2006 (1)
- 47 Ty Law vs. St. Louis, Feb. 3, 2002 (1)
- 40 Todd Collins vs. Miami, Dec. 28, 1997 (1)
- 39 Asante Samuel at Indianapolis, Jan. 21, 2007 (1)

LONGEST INTERCEPTION RETURN

- 87 Rodney Harrison, at Pittsburgh, Jan. 23, 2005 (TD)
- 73 Asante Samuel, vs. Jacksonville, Jan. 7, 2006 (TD)
- 47 Ty Law, vs. St. Louis, Feb. 3, 2002 (TD)
- 39 Asante Samuel at Indianapolis, Jan. 21, 2007 (TD)
- 36 Asante Samuel vs. N.Y. Jets, Jan. 7, 2007 (TD)

INTERCEPTION RETURNS FOR TOUCHDOWNS

- 3 Asante Samuel (14 games)
- 1 Rodney Harrison (9 games)
- 1 Ty Law (12 games)
- 1 Todd Collins (5 games)

PLAYOFF SACKS

SACKS

Career—

- 16.0 Willie McGinest (18 games)
- 7.0 Mike Vrabel (17 games)
- 5.0 Jarvis Green (15 games)
- 4.5 Tedy Bruschi (22 games)
- 4.5 Richard Seymour (15 games)

Game—

- 4.5 Willie McGinest vs. Jacksonville, Jan. 7, 2006
- 3.0 Jarvis Green vs. Indianapolis, Jan. 18, 2004
- 3.0 Willie McGinest vs. Tennessee, Jan. 10, 2004
- 2.0 Six times, most recent
- Adalius Thomas vs. N.Y. Giants, Feb. 3, 2008

INDIVIDUAL PLAYOFF RECORDS

PLAYOFF PUNTS

PUNTS

Career—

- 43 Tom Tupa (6 games)
- 36 Rich Camarillo (6 games)
- 34 Ken Walter (6 games)
- 23 Josh Miller (5 games)
- 14 Todd Sauerbrun (3 games)
- 14 Chris Hanson (4 games)

Game—

- 9 Rich Camarillo at Denver, Jan. 4, 1987 (50.2 avg.)
- 8 Ken Walter vs. St. Louis, Feb. 3, 2002 (43.1)
- Ken Walter vs. Oakland, Jan. 19, 2002 (35.0)
- Tom Tupa, at Jacksonville, Jan. 3, 1999 (47.3)
- Tom Tupa, vs. Green Bay, Jan. 26, 1997 (45.1)

PUNT AVERAGE

- 51.4 Todd Sauerbrun at Indianapolis, Jan. 14, 2007 (5 kicks)
- 50.2 Rich Camarillo at Denver, Jan. 4, 1987 (9)
- 48.7 Josh Miller at Denver, Jan. 14, 2006 (3)
- 47.3 Tom Tupa at Jacksonville, Jan. 3, 1999 (8)
- 47.0 Zoltan Mesko vs. N.Y. Jets, Jan. 16, 2011 (4)
- 46.9 Tom Yewcic at San Diego, Jan. 5, 1964 (7)
- 45.1 Josh Miller vs. Philadelphia, Feb. 6, 2005 (7)
- Tom Tupa vs. Green Bay, Jan. 26, 1997 (8)
- 45.0 Rich Camarillo, at L.A. Raiders, Jan. 5, 1986 (5)

LONGEST PUNTS

- 68 Tom Yewcic at San Diego, Jan. 5, 1964
- 62 Rich Camarillo vs. Chicago, Jan. 26, 1986
- 60 Rich Camarillo at Denver, Jan. 4, 1987
- 59 Todd Sauerbrun at Indianapolis, Jan. 21, 2007

PLAYOFF PUNT RETURNS

PUNT RETURNS

Career—

- 33 Troy Brown (20 games)
- 18 David Meggett (5 games)
- 8 Irving Fryar (4 games)
- 7 Tim Dwight (2 games)
- 3 Julian Edelman (2 games)**
- 2 Art Graham (2 games)
- Roland James (5 games)
- Wes Welker (3 games)**

Game—

- 7 David Meggett vs. Pittsburgh, Jan. 5, 1997
- 5 Troy Brown vs. Oakland, Jan. 19, 2002
- 4 Tim Dwight vs. Jacksonville, Jan. 7, 2006
- Troy Brown vs. Carolina, Feb. 1, 2004
- Troy Brown, at Jacksonville, Jan. 3, 1999
- David Meggett vs. Green Bay, Jan. 26, 1997
- Irving Fryar, at N.Y. Jets, Dec. 28, 1985

PUNT RETURN YARDS

Career—

- 315 Troy Brown (20 games)
- 165 David Meggett (5 games)
- 70 Julian Edelman (2 games)**
- 68 Tim Dwight (2 games)
- 47 Irving Fryar (4 games)

Game—

- 80 Troy Brown at Pittsburgh, Jan. 27, 2002
- 72 David Meggett, vs. Pittsburgh, Jan. 5, 1997
- 49 Troy Brown vs. Oakland, Jan. 19, 2002
- 42 Julian Edelman vs. N.Y. Jets, Jan. 16, 2011**
- 40 Troy Brown vs. Carolina, Feb. 1, 2004
- 39 Troy Brown at Indianapolis, Jan. 21, 2007

LONGEST PUNT RETURN

- 551 Troy Brown at Pittsburgh, Jan. 27, 2002
- 41 Julian Edelman vs. N.Y. Jets, Jan. 16, 2011**
- 28 Julian Edelman vs. Baltimore, Jan. 10, 2010**
- Troy Brown vs. Carolina, Feb. 1, 2004
- Art Graham, at Buffalo, Dec. 28, 1963
- 27 Tim Dwight vs. Jacksonville, Jan. 7, 2006
- Troy Brown vs. Oakland, Jan. 19, 2002

PLAYOFF KICKOFF RETURNS

KICKOFF RETURNS

Career—

- 17 Ellis Hobbs (8 games)
- 15 Patrick Pass (10 games)
- Stephen Starring (5 games)
- 12 Laurence Maroney (7 games)
- 11 Bethel Johnson (6 games)

Game—

- 7 Stephen Starring, vs. Chicago, Jan. 26, 1986
- 6 Ellis Hobbs at Indianapolis, Jan. 21, 2007
- Derrick Cullors, at Jacksonville, Jan. 3, 1999
- 5 Brandon Tate vs. N.Y. Jets, Jan. 16, 2011**
- Patrick Pass, vs. Oakland, Jan. 19, 2002
- David Meggett, vs. Green Bay, Jan. 26, 1997

KICKOFF RETURN YARDS

Career—

- 471 Ellis Hobbs (8 games)
- 336 Patrick Pass (10 games)
- 315 Stephen Starring (5 games)
- 257 Laurence Maroney (7 games)
- 228 Bethel Johnson (6 games)

Game—

- 220 Ellis Hobbs at Indianapolis, Jan. 21, 2007
- 153 Stephen Starring, vs. Chicago, Jan. 26, 1986
- 117 David Meggett, vs. Green Bay, Jan. 26, 1997
- 108 Brandon Tate vs. N.Y. Jets, Jan. 16, 2011**
- 95 Patrick Pass vs. Oakland, Jan. 19, 2002
- 94 Laurence Maroney vs. N.Y. Giants, Feb. 3, 2008

LONGEST KICKOFF RETURN

- 80 Ellis Hobbs at Indianapolis, Jan. 21, 2007
- 47 Raymond Clayborn vs. Houston, Dec. 31, 1978
- 43 Laurence Maroney vs. N.Y. Giants, Feb. 3, 2008
- 42 Darius Butler vs. Baltimore, Jan. 10, 2010**
- 41 Ellis Hobbs at Indianapolis, Jan. 21, 2007
- 37 Stephen Starring at Miami, Jan. 12, 1986

TEAM PLAYOFF RECORDS

MOST POINTS SCORED

- 41 at Pittsburgh, Jan. 23, 2005 (W 41-27)
- 37 vs. N.Y. Jets, Jan. 7, 2007 (W 37-16)
- 34 at Ind., Jan. 21, 2007 (L 34-38)
- 32 vs. Carolina, Feb. 1, 2004 (W 32-29)
- 31 at Miami, Jan. 12, 1986 (W 31-14)
- vs. Jacksonville, Jan. 12, 2008 (W 31-20)

FEWEST POINTS ALLOWED

- 3 vs. Jacksonville, Jan. 7, 2006 (W 28-3)
- vs. Indianapolis, Jan. 16, 2005 (W 20-3)
- vs. Miami, Dec. 28, 1997 (W 17-3)
- vs. Pittsburgh, Jan. 5, 1997 (W 28-3)
- 6 vs. Jacksonville, Jan. 12, 1997 (W 20-6)

FIRST DOWNS

Total—

- 29 vs. Carolina, Feb. 1, 2004
- 26 vs. N.Y. Jets, Jan. 16, 2011
- vs. N.Y. Jets, Jan. 7, 2007
- 25 vs. San Diego, Jan. 20, 2008
- 24 vs. Jacksonville, Jan. 12, 2008
- 23 at Oakland, Dec. 18, 1976

Rushing—

- 15 at Miami, Jan. 12, 1986
- 13 vs. San Diego, Jan. 20, 2008
- vs. N.Y. Jets, Jan. 7, 2007
- 11 vs. Jacksonville, Jan. 12, 2008
- vs. Indianapolis, Jan. 16, 2005
- 10 at Oakland, Dec. 18, 1976

Passing—

- 19 vs. N.Y. Jets, Jan. 16, 2011
- vs. Carolina, Feb. 1, 2004
- 17 vs. N.Y. Giants, Feb. 3, 2008
- vs. Oakland, Jan. 19, 2002
- 15 vs. Indianapolis, Jan. 18, 2004
- 14 vs. Philadelphia, Feb. 6, 2005
- at Pittsburgh, Jan. 3, 1997
- at Cleveland, Jan. 1, 1995

Penalty—

- 7 at Oakland, Dec. 18, 1976
- 3 at San Diego, Jan. 14, 2007
- vs. Carolina, Feb. 1, 2004

3rd Down Efficiency—

- .688 vs. N.Y. Jets, Jan. 7, 2007 (11/16)
- .600 vs. Jacksonville, Jan. 12, 2008 (6/10)
- .538 vs. San Diego, Jan. 20, 2008 (7/13)
- .533 vs. Indianapolis, Jan. 16, 2005 (8/15)

TOTAL NET YARDS

Most—

- 481 vs. Carolina, Feb. 1, 2004
- (127 Rush, 354 Pass, 83 Plays)
- 420 at Denver, Jan. 14, 2006
- (79 R, 341 Pa, 57 Pl)
- 403 vs. Jacksonville, Jan. 12, 2008
- (145 R, 258 Pa, 58 Pl)
- 375 at Buffalo, Dec. 28, 1993
- (83 R, 292 Pa, 70 Pl)

NO. OF PLAYS

- 84 vs. Oak., Jan. 19, 2002 (30 Ru, 54 Pa)
- 83 vs. Carolina, Feb. 1, 2004 (35R, 48 P)
- 78 vs. N.Y. Jets, Jan. 16, 2011 (28R, 50P)
- 74 at S.D., Jan. 14, 2007 (21R, 53P)
- 73 vs. N.Y. Jets, Jan. 7, 2007 (38R, 35 P)
- at Oak., Dec. 18, 1976 (49R, 24 P)

RUSHING

Attempts—

- 59 at Miami, Jan. 12, 1986
- 49 at Oakland, Dec. 18, 1976
- at L.A. Raiders, Jan. 5, 1986
- 39 vs. Indianapolis, Jan. 16, 2005
- at N.Y. Jets, Dec. 28, 1985

Yards Rushing—

- 255 at Miami, Jan. 12, 1986
- 210 vs. Indianapolis, Jan. 16, 2005
- 194 vs. Pittsburgh, Jan. 5, 1997
- 164 at Oakland, Dec. 18, 1976
- 158 vs. N.Y. Jets, Jan. 7, 2007

Rushing TDs—

- 3 vs. Pittsburgh, Jan. 5, 1997
- 2 at Pittsburgh, Jan. 23, 2005
- 1 Many times, Most Recent:
- vs. N.Y. Giants, Feb. 3, 2008

PASSING

Attempts—

- 52 vs. Oakland, Jan. 19, 2002
- 51 at San Diego, Jan. 14, 2007
- at Cleveland, Jan. 1, 1995
- 48 vs. N.Y. Giants, Feb. 3, 2008
- vs. Carolina, Feb. 1, 2004
- vs. Green Bay, Jan. 26, 1996

Completions—

- 35 vs. Carolina, Feb. 1, 2004
- 32 vs. Oakland, Jan. 19, 2002
- 29 vs. N.Y. Jets, Jan. 16, 2011
- vs. N.Y. Giants, Feb. 3, 2008
- 27 at San Diego, Jan. 14, 2007
- 26 vs. Jacksonville, Jan. 20, 2008

Net Yards Passing—

- 354 vs. Carolina, Feb. 1, 2004
- 341 at Denver, Jan. 14, 2006
- 297 vs. Oakland, Jan. 19, 2002
- 292 at Buffalo, Dec. 28, 1993
- 276 at San Diego, Jan. 14, 2007

TDs Passing—

- 3 vs. Jacksonville, Jan. 12, 2008
- vs. Jacksonville, Jan. 7, 2006
- vs. Carolina, Feb. 1, 2004
- at Miami, Jan. 12, 1986

Interceptions (Most)—

- 4 vs. Green Bay, Jan. 26, 1997
- 3 vs. San Diego, Jan. 20, 2008
- at San Diego, Jan. 14, 2007
- at Cleveland, Jan. 1, 1995
- vs. Houston, Dec. 31, 1978

Interceptions (Fewest)—

- 0 Many times, Most Recent:
- vs. N.Y. Giants, Feb. 3, 2008

Sacks Against—

- 0 Many times, Most Recent:
- at Denver, Jan. 14, 2006

PUNTING

Most Points For—

- 9 at Denver, Jan. 4, 1987 (50.2 avg.)
- 8 Four times, Most Recent:
- vs. St. Louis Feb. 3, 2002 (43.1)

PUNTING (Cont.)

Fewest Punts For—

- 1 vs. Jacksonville, Jan. 20, 2008
- 2 vs. N.Y. Jets, Jan. 7, 2007
- vs. Indianapolis, Jan. 18, 2004
- 3 at Oak., Dec. 18, 1976 (44.0 avg.)

DEFENSE

Fewest Yards Allowed—

- 162 vs. Miami, Dec. 28, 1997
- 213 vs. Pittsburgh, Jan. 5, 1997
- 230 vs. Oakland, Jan. 19, 2002
- 240 at N.Y. Jets, Dec. 28, 1985

Most Yards Allowed—

- 610 at San Diego, Jan. 5, 1963
- 455 at Indianapolis, Jan. 21, 2007
- 448 vs. Miami, Jan. 8, 1983
- 441at Denver, Jan. 4, 1987

Sacks—

- 6 vs. Jacksonville, Jan. 7, 2006 (42 yds)
- 5 vs. Green Bay, Jan. 26, 1997 (38)
- at N.Y. Jets, Dec. 28, 1985 (51)
- 4 Seven times, Most Recent:
- vs. Philadelphia, Feb. 6, 2005 (33)

Interceptions—

- 4 vs. Indianapolis, Jan. 18, 2004
- at Buffalo, Dec. 28, 1964
- 3 vs. Philadelphia, Feb. 6, 2005
- at Pittsburgh, Jan. 23, 2005
- at Pittsburgh, Jan. 27, 2002
- at L.A. Raiders, Jan. 5, 1986

Turnovers Forced—

- 6 at Miami, Jan. 12, 1986 (2 INT, 4 FR)
- at L.A. Raiders, Jan. 5, 1986 (3 INT, 3 FR)
- at Buffalo, Dec. 28, 1963 (4 INT, 2 FR)
- 5 vs. Ind., Jan. 18, 2004 (4 INT, 1 FR)
- 4 at S.D., Jan. 14, 2007 (1 INT, 3 FR)
- vs. Phila., Feb. 6, 2005 (3 INT, 1 FR)
- at Pitt., Jan. 23, 2005 (3 INT, 1 FR)
- at Pitt., Jan. 27, 2002 (3 INT, 1 FR)
- vs. Jac., Jan. 12, 1997 (2 INT, 2 FR)
- at N.Y. Jets, Jan. 28, 1985 (2 INT, 2 FR)

PENALTIES

Most vs.—

- 12 at Pittsburgh Jan. 27, 2002 (87 yds)
- 10 at Oakland, Dec. 18, 1976 (83)
- 8 at Indianapolis, Jan. 21, 2007 (63)
- at Denver, Jan. 14, 2006 (82)
- vs. Carolina, Feb. 1, 2004 (60)
- vs. Houston, Dec. 31, 1978 (92)

Fewest vs.—

- 1 at Pittsburgh, Jan. 23, 2005 (5 yds)
- vs. Oakland Jan. 19, 2002 (15)
- at N.Y. Jets, Dec. 28, 1985 (10)
- at San Diego, Jan. 5, 1964 (18)

Most Yards Lost—

- 92 vs. Hou., Dec. 31, 1978 (8 pen.)
- 87 at Pittsburgh Jan. 27, 2002 (12)
- 83 at Oakland, Dec. 18, 1976 (10)
- 74 vs. Jacksonville, Jan. 12, 2008 (6)

Fewest Yards Lost—

- 5 vs. Jacksonville, Jan. 12, 1997 (2 pen.)
- 10 at N.Y. Jets, Dec. 28, 1985 (1)
- 14 vs. Tennessee, Jan. 10, 2004
- 15 vs. Oakland, Jan. 19, 2002
- at Miami, Jan. 12, 1986 (2)

Greatest Playoff Comebacks

Rank	Date	Opponent	Largest Deficit	Largest Deficit Score	Final Score
1	01/14/07	@ San Diego	11 Points	14-3	24-21
2t	01/19/02	Oakland	10 Points	13-3	16-13 (OT)
2t	01/05/86	@ L.A. Raiders	10 Points	17-7	27-20



1963 AFL CHAMPIONSHIP GAME

1963 AFL CHAMPIONSHIP GAME • SAN DIEGO 51, BOSTON 10 • Balboa Stadium

January 5, 1964 • Weather: 71 degrees; wind NW 11 mph • Attendance - 30,127

	1	2	3	4	OT	F
Boston Patriots	7	3	0	0	--	10
San Diego	21	10	7	13	--	51

TEAM	Q	PLAY	SCORE	
			Visitor	Home
SD	1	T. Rote 2 yd run (G. Blair kick)	0	7
SD	1	K. Lincoln 67 yd run (G. Blair kick)	0	14
BOS	1	L. Garron 7 yd run (G. Cappelletti kick)	7	14
SD	1	P. Lowe 58 yd run (G. Blair kick)	7	21
SD	2	G. Blair 11 yd field goal	7	24
BOS	2	G. Cappelletti 15 yd field goal	10	24
SD	2	D. Norton 14 yd pass from T. Rote (G. Blair kick)	10	31
SD	3	L. Alworth 48 yd pass from T. Rote (G. Blair kick)	10	38
SD	4	K. Lincoln 25 yd pass from J. Hadl (pass failed)	10	44
SD	4	J. Hadl 1 yd run (G. Blair kick)	10	51

FINAL INDIVIDUAL STATISTICS

RUSHING	NO	YDS	AVG	LG	TD	RUSHING	NO	YDS	AVG	LG	TD
H. Crump	7	18	2.6	6	0	K. Lincoln	13	206	15.8	67t	1
L. Garron	3	15	5.0	7t	1	P. Lowe	12	94	7.8	58t	1
B. Lott	3	15	5.0	6	0	T. Rote	4	15	3.8	10	1
T. Yewcic	1	14	14.0	14	0	G. McDougall	1	2	2.0	2	0
V. Parilli	1	10	10.0	10	0	J. Hadl	1	1	1.0	1t	1
R. Burton	1	3	3.0	3	0	B. Jackson	1	0	0.0	0	0
Patriots:	16	75	4.7	14	1	Chargers:	32	318	9.9	6	4

RECEIVING	NO	YDS	AVG	LG	TD	RECEIVING	NO	YDS	AVG	LG	TD
R. Burton	4	12	3.0	8	0	K. Lincoln	7	123	17.6	32	1
J. Colclough	3	26	8.7	10	0	L. Alworth	4	77	19.3	48	1
G. Cappelletti	2	72	36.0	49	0	J. MacKinnon	2	53	26.5	33	0
A. Graham	2	68	34.0	45	0	D. Norton	2	44	22.0	30	1
H. Crump	2	28	14.0	28	0	G. Kocourek	1	5	5.0	5	0
B. Lott	2	16	8.0	11	0	G. McDougall	1	4	4.0	4	0
L. Garron	2	6	3.0	5	0	Chargers:	17	306	18.0	48	3
Patriots:	17	222	13.1	49	0						

INTERCEPTIONS	NO	YDS	AVG	LG	TD	INTERCEPTIONS	NO	YDS	AVG	LG	TD
None						B. Mitinger	1	5	5.0	5	0
						P. Maguire	1	10	10.0	10	0
						Chargers:	2	15	7.5	10	0

PUNT RET.	NO	YDS	AVG	LG	TD	PUNT RETURN	NO	YDS	AVG	LG	TD
None						None					

KICKOFF RET.	NO	YDS	AVG	LG	TD	KICKOFF RET.	NO	YDS	AVG	LG	TD
L. Garron	2	32	16.0	17	0	L. Alworth	2	47	23.5	28	0
H. Crump	2	31	15.5	22	0	P. Lowe	1	23	23.0	23	0
R. Burton	2	27	13.5	18	0	Chargers:	0	0	18.0	62	0
B. Suci	1	18	18.0	18	0						
T. Romeo	1	9	9.0	9	0						
B. Yates	1	5	5.0	5	0						
Patriots:	9	122	13.6	23	0						

PASSING	A	C	YDS	PCT.	TD	I	LG	S/YD	RATING
B. Parilli	29	14	189	48.2	0	1	45	0/0	55.1
T. Yewcic	8	3	39	37.5	0	1	23	0/0	14.1
Chargers:	37	17	228	45.9	0	2	45	0/0	43.5

PASSING	A	C	YDS	PCT.	TD	I	LG	S/YD	RATING
T. Rote	15	10	173	66.6	2	0	48	0/0	145.3
J. Hadl	10	6	112	60.0	1	0	33	0/0	132.1
K. Lincoln	1	1	20	100.0	0	0	20	0/0	118.8
San Diego:	25	16	305	64.0	3	0	48	0/0	145.8

TEAM STATISTICS	BOS	SD
TOTAL FIRST DOWNS	14	21
By Rushing	6	11
By Passing	8	9
By Penalty	0	1
TOTAL NET YARDS	262	610
Total Offensive Plays	59	60
NET YARDS RUSHING	75	318
Total Rushing Plays	16	32
Avg. per Rush	4.7	9.9
NET YARDS PASSING	186	292
Gross Yards Passing	228	305
Att.-Comp.-I	37-17-2	26-17-0
Completion Pct.	45.9	65.4
PUNTS/AVERAGE	7/47	2/44
PENALTIES/YARDS	1/18	6/30
FUMBLES/BALLS LOST	1/0	1/1
FIELD GOALS	15	11

BOSTON PATRIOTS STARTING LINEUP

WR	G. Cappelletti	DE	B. Dee
T	D. Oakes	DT	H. Antwine
G	C. Long	DT	J. Richardson
C	W. Cudzik	DE	L. Eisenhower
G	B. Neighbors	LB	T. Addison
T	M. Graham	LB	N. Buoniconti
TE	T. Romeo	LB	J. Rudolph
WR	J. Colclough	CB	D. Felt
QB	V. Parilli	CB	B. Suci
RB	R. Burton	S	R. Hall
FB	L. Garron	S	R. O'Hanley

SAN DIEGO CHARGERS STARTING LINEUP

WR	D. Norton	DE	E. Faison
T	E. Wright	DT	H. Schmidt
G	S. DeLuca	DT	G. Gross
C	D. Rogers	DE	B. Patrich
G	P. Shea	LB	E. Karas
T	R. Mix	LB	C. Allen
TE	D. Kocourck	LB	P. Maguire
WR	L. Alworth	CB	B. Whitehead
QB	T. Rote	CB	D. Harris
RB	K. Lincoln	S	G. Blair
FB	P. Lowe	S	G. Gluck

GAME NOTES

- This was the first of seven championship games involving the Patriots. (also Super Bowls XX, XXXI, XXXVI, XXXVIII, XXXIX and XLII).
- The 610 yards yielded by the Patriots defense still ranks as the highest total ever given up by the Patriots.
- The Patriots committed only one penalty versus the Chargers. It is the lowest single game total in team playoff history (tied with Dec. 28, 1985 at N.Y. Jets).



SUPER BOWL XX

SUPER BOWL XX • CHICAGO 46, NEW ENGLAND 10 • Superdome

January 26, 1986 • Weather: Indoors • Attendance - 73,818

	1	2	3	4	OT	F
Chicago Bears	13	10	21	2	--	46
New England Patriots	3	0	0	7	--	10

		SCORE	
TEAM	Q	PLAY	Visitor Home
NE	1	T. Franklin 36 yd field goal	0 3
CHI	1	K. Butler 28 yd field goal	3 3
CHI	1	K. Butler 24 yd field goal	6 3
CHI	1	M. Suhey 11 yd run (K. Butler kick)	13 3
CHI	2	J. McMahon 2 yd run (K. Butler kick)	20 3
CHI	2	K. Butler 24 yd field goal	23 3
CHI	3	J. McMahon 1 yd run (K. Butler kick)	30 3
CHI	3	R. Phillips 28 yd interception return (K. Butler kick)	37 3
CHI	3	W. Perry 1 yd run (K. Butler kick)	44 3
NE	4	I. Fryar 8 yd pass from S. Grogan (T. Franklin kick)	44 10
CHI	4	Safety, S. Grogan tackled by H. Waechter in end zone	46 10

FINAL INDIVIDUAL STATISTICS

RUSHING						RUSHING					
	NO	YDS	AVG	LG	TD		NO	YDS	AVG	LG	TD
T. Collins	3	4	1.3	3	0	W. Payton	22	61	2.8	7	0
R. Weathers	1	3	3.0	3	0	M. Suhey	11	52	4.7	11	1
S. Grogan	1	3	3.0	3	0	T. Sanders	4	15	3.8	10	0
C. James	5	1	0.2	3	0	D. Gentry	3	15	5.0	8	0
G. Hawthorne	1	-4	-4.0	-4	0	J. McMahon	5	14	2.8	7	2
Patriots:	11	7	0.6	3	0	C. Thomas	2	8	4.0	7	0
						W. Perry	1	1	1.0	11	1
						S. Fuller	1	1	1.0	1	0
						Bears:	49	167	3.4	11	4

RECEIVING						RECEIVING					
	NO	YDS	AVG	LG	TD		NO	YDS	AVG	LG	TD
S. Morgan	7	70	10.0	19	0	W. Gault	4	129	32.3	60	0
S. Starring	2	39	19.5	24	0	D. Gentry	2	41	20.5	27	0
I. Fryar	2	24	12.0	16	1	K. Margerum	2	36	18.0	29	0
T. Collins	2	19	9.5	11	0	E. Moorehead	2	22	11.0	14	0
D. Ramsey	2	16	8.0	11	0	M. Suhey	1	24	24.0	24	0
C. James	1	6	6.0	6	0	C. Thomas	1	4	4.0	4	0
R. Weathers	1	3	3.0	3	0	Bears:	12	256	21.3	60	0
Patriots:	17	177	10.4	24	1						

INTERCEPTIONS						INTERCEPTIONS					
	NO	YDS	AVG	LG	TD		NO	YDS	AVG	LG	TD
None						R. Phillips	1	28	28.0	28	1
						J. Morrissey	1	47	47.0	47	0
						Bears:	2	75	37.5	47	1

PUNTING						PUNTING					
	NO	YDS	AVG	In20	LG		NO	YDS	AVG	In20	LG
R. Camarillo	6	263	43.8	1	62	M. Buford	4	173	43.3	1	52

PUNT RET.							PUNT RET.						
	NO	FC	YDS	AVG	LG	TD		NO	FC	YDS	AVG	LG	TD
I. Fryar	2	0	22	11.0	12	0	K. Ortego	2	1	20	10.0	12	0
Patriots:	2	0	22	11.0	12	0	Bears:	2	1	20	10.0	12	0

KICKOFF RET.						KICKOFF RET.					
	NO	YDS	AVG	LG	TD		NO	YDS	AVG	LG	TD
S. Starring	7	153	21.9	36	0	W. Gault	4	49	12.3	18	0
Patriots:	7	153	21.9	36	0	Bears:	4	49	12.3	18	0

PASSING											
	A	C	YDS	PCT.	TD	I	LG	S/YD	RATING		
S. Grogan	30	17	177	56.7	1	2	24	4/33	57.2		
T. Eason	6	0	0	0.0	0	0	0	3/28	39.6		
Patriots:	36	17	177	47.2	1	2	24	7/61	48.0		

PASSING											
	A	C	YDS	PCT.	TD	I	LG	S/YD	RATING		
J. McMahon	20	12	256	60.0	0	0	60	1/3	104.2		
W. Fuller	4	0	0	0.0	0	0	0	1/11	39.6		
W. Perry	0	0	0	0.0	0	0	0	1/1	--		
Bears:	24	12	256	50.0	0	0	60	3/15	88.2		

TEAM STATISTICS		NE	CHI
TOTAL FIRST DOWNS		12	23
By Rushing		1	13
By Passing		10	9
By Penalty		1	1
Third Down: Md/Att.		1/10	7/14
Third Down: Eff.		10%	50%
TOTAL NET YARDS		123	408
Total Offensive Plays		54	76
Average Per Play		2.3	5.4
NET YARDS RUSHING		7	167
Total Rushing Plays		11	49
Avg. per Rush		0.6	3.4
NET YARDS PASSING		116	241
Sacked/Yards Lost		7/61	3/15
Gross Yards Passing		177	256
Att.-Comp.-I		36-17-2	24-12-0
Completion Pct.		47.2	50.0
PUNTS/AVERAGE		6/43.8	4/43.3
PENALTIES/YARDS		5/35	7/40
FUMBLES/BALLS LOST		4/4	3/2
FIELD GOALS		36	28,24,24

NE PATRIOTS STARTING LINEUP

WR	S. Morgan	DE	G. Veris
T	B. Holloway	NT	L. Williams
G	J. Hannah	DE	J. Adams
C	P. Brock	LB	A. Tippett
G	R. Wooten	LB	S. Nelson
T	S. Moore	LB	L. McGrew
TE	L. Dawson	LB	D. Blackmon
WR	S. Starring	CB	R. Lippett
QB	T. Eason	CB	R. Clayborn
RB	T. Collins	S	R. James
FB	C. James	S	F. Marion

CHICAGO BEARS STARTING LINEUP

WR	W. Gault	DE	D. Hampton
T	J. Covert	DL	S. McMichael
G	M. Bortz	DL	W. Perry
G	J. Hilgenberg	DE	R. Dent
C	T. Thayer	LB	O. Wilson
T	K. VanHorne	LB	M. Singletary
TE	E. Moorehead	LB	W. Marshall
WR	D. McKinnon	CB	M. Richardson
QB	J. McMahon	CB	L. Frazier
RB	W. Payton	S	D. Duerson
FB	M. Suhey	S	G. Fencik

GAME NOTES

- This game marked the Patriots' first trip to the Super Bowl and the team's first title game appearance in 22 years.
- New England scored the quickest points in Super Bowl history when K Tony Franklin booted a 36-yard field goal 1:19 into the contest.



SUPER BOWL XXXI

SUPER BOWL XXXI • GREEN BAY 35, NEW ENGLAND 21 • Superdome

January 26, 1997 • Weather: Indoors • Attendance - 72,301

	1	2	3	4	OT	F
New England Patriots	14	0	7	0	--	21
Green Bay Packers	10	17	8	0	--	35

TEAM	Q	PLAY	SCORE	
			Visitor	Home
GB	1	A. Rison 54 yd pass from B. Favre (C. Jacke kick)	0	7
GB	1	C. Jacke 37 yd field goal	0	10
NE	1	K. Byars 1 yd pass from D. Bledsoe (A. Vinatieri kick)	7	10
NE	1	B. Coates 4 yd pass from D. Bledsoe (A. Vinatieri kick)	14	10
GB	2	A. Freeman 81 yd pass from B. Favre (C. Jacke kick)	14	17
GB	2	C. Jacke 31 yd field goal	14	20
GB	2	B. Favre 2 yd run (C. Jacke kick)	14	27
NE	3	C. Martin 18 yd run (A. Vinatieri kick)	21	27
GB	3	D. Howard 99 yd kickoff return (M. Chmura-B. Favre pass)	21	35

FINAL INDIVIDUAL STATISTICS

RUSHING	NO	YDS	AVG	LG	TD	RUSHING	NO	YDS	AVG	LG	TD
C. Martin	11	42	3.8	18t	1	D. Levens	14	61	4.4	12	0
D. Bledsoe	1	1	1.0	1	0	E. Bennett	17	40	2.4	10	1
D. Meggett	1	0	0	0	0	B. Favre	4	12	3.0	12	1
Patriots:	13	43	3.3	18t	1	W. Henderson	1	2	2.0	2	0
						Packers:	36	115	3.2	12	1

RECEIVING	NO	YDS	AVG	LG	TD	RECEIVING	NO	YDS	AVG	LG	TD
B. Coates	6	67	11.2	19	1	A. Freeman	3	105	35.0	81t	1
T. Glenn	4	62	15.5	44	0	D. Levens	3	23	7.7	14	0
K. Byars	4	42	10.5	32	1	A. Rison	2	77	38.5	54t	1
S. Jefferson	3	34	11.3	14	0	W. Henderson	2	14	7.0	8	0
C. Martin	3	28	9.3	20	0	M. Chmura	2	13	6.5	8	0
D. Meggett	3	8	2.7	5	0	K. Jackson	1	10	10.0	10	0
V. Brisby	2	12	6.0	7	0	E. Bennett	1	4	4.0	4	0
Patriots:	25	253	10.1	44	2	Packers:	14	246	17.6	81t	2

INTERCEPTIONS	NO	YDS	AVG	LG	TD	INTERCEPTIONS	NO	YDS	AVG	LG	TD
None						B. Williams	1	16	16.0	16	0
						M. Prior	1	8	8.0	8	0
						D. Evans	1	0	0	0	0
						C. Newsome	1	0	0	0	0
						Packers:	4	24	15.0	16	0

PUNTING	NO	YDS	AVG	In20	LG	PUNTING	NO	YDS	AVG	In20	LG
T. Tupa	8	361	45.1	3	53	C. Henrich	7	299	42.7	1	58

PUNT RET.	NO	FC	YDS	AVG	LG	TD	PUNT RET.	NO	FC	YDS	AVG	LG	TD
D. Meggett	4	2	30	7.5	20	0	D. Howard	6	1	90	15.0	34	0
Patriots:	4	2	30	7.5	20	0	Packers:	6	1	90	15.0	34	0

KICKOFF RET.	NO	YDS	AVG	LG	TD	KICKOFF RET.	NO	YDS	AVG	LG	TD
D. Meggett	5	117	23.4	26	0	D. Howard	4	154	38.5	99t	1
H. Graham	1	18	18.0	18	0	Packers:	4	154	38.5	99t	1
Patriots:	6	135	22.5	26	0						

PASSING	A	C	YDS	PCT.	TD	I	LG	S/YD	RATING
D. Bledsoe	48	25	253	52.1	2	4	44	5/39	46.6
Patriots:	48	25	253	52.1	2	4	44	5/39	46.6

PASSING	A	C	YDS	PCT.	TD	I	LG	S/YD	RATING
B. Favre	27	14	246	51.9	2	0	81t	5/38	107.9
Packers:	27	14	246	51.9	2	0	81t	5/38	107.9

TEAM STATISTICS	NE	GB
TOTAL FIRST DOWNS	16	16
By Rushing	3	8
By Passing	12	6
By Penalty	1	2
Third Down: Md/Att.	4/14	3/15
Third Down: Eff.	29%	20%
TOTAL NET YARDS	257	323
Total Offensive Plays	66	68
Avg. per Play	3.9	4.8
NET YARDS RUSHING	43	115
Total Rushing Plays	13	36
Avg. per Rush	3.3	3.2
NET YARDS PASSING	214	208
Sacked/Yards Lost	5/39	5/38
Gross Yards Passing	253	246
Att.-Comp.-Int	48-25-4	27-14-0
Completion Pct.	52.1	51.9
PUNTS/AVERAGE	8/45.1	7/42.7
PENALTIES/YARDS	2/22	3/41
FUMBLES/BALLS LOST	0/0	0/0
FIELD GOALS	None	37.3147

NE PATRIOTS STARTING LINEUP

WR S. Jefferson	DE F. Collins
T B. Armstrong	DL M. Wheeler
G W. Roberts	DL P. Sagapolutele
C D. Wohlabaugh	DE W. McGinest
G T. Rucchi	LB C. Slade
T M. Lane	LB T. Johnson
TE B. Coates	LB T. Collins
WR T. Glenn	CB T. Law
QB D. Bledsoe	CB O. Smith
RB C. Martin	S L. Milloy
FB K. Byars	S W. Clay

GREEN BAY PACKERS STARTING LINEUP

WR A. Freeman	LE R. White
T B. Wilkerson	DT S. Dotson
G A. Taylor	NT Gi. Brown
C F. Winters	DE S. Jones
G A. Timmerman	LB W. Simmons
T E. Dotson	LB R. Cox
TE M. Chmura	LB B. Williams
WR A. Rison	CB C. Newsome
QB B. Favre	CB D. Evans
RB E. Bennett	S L. Butler
RB W. Henderson	S E. Robinson

GAME NOTES

- The Patriots were within six points (27-21) in the third quarter, but Green Bay's four interceptions and a kickoff return for a touchdown helped the Packers to victory.
- The two teams combined for a Super Bowl record 24 points in the first quarter. (New England - 14; Green Bay - 10)
- Green Bay's Desmond Howard became the first special teams player to be awarded the Super Bowl MVP trophy.



SUPER BOWL XXXVI

SUPER BOWL XXXVI • NEW ENGLAND 20, ST. LOUIS 17 • Superdome

February 3, 2002 • Weather: Indoors • Attendance - 72,922

	1	2	3	4	OT	F
St. Louis Rams	3	0	0	14	--	17
New England Patriots	0	14	3	3	--	20

TEAM	Q	PLAY	SCORE	
			Visitor	Home
STL	1	J. Wilkins 50 yd field goal	3	0
NE	2	T. Law 47 yd interception return (A. Vinatieri kick)	3	7
NE	2	D. Patten 8 yd pass from T. Brady (A. Vinatieri kick)	3	14
NE	3	A. Vinatieri 37 yd field goal	3	17
STL	4	K. Warner 2 yd run (J. Wilkins kick)	10	17
STL	4	R. Proehl 26 yd pass from K. Warner (J. Wilkins kick)	17	17
NE	4	A. Vinatieri 48 yd field goal	17	20

FINAL INDIVIDUAL STATISTICS

RUSHING	NO	YDS	AVG	LG	TD	RUSHING	NO	YDS	AVG	LG	TD
M. Faulk	17	76	4.5	15	0	A. Smith	18	92	5.1	17	0
K. Warner	3	6	2.0	5	1	D. Patten	1	22	22.0	22	0
A. Hakim	1	5	5.0	5	0	K. Faulk	2	15	7.5	8	0
J. Hodgins	1	3	3.0	3	0	M. Edwards	2	5	2.5	3	0
Rams:	22	90	4.1	15	1	T. Brady	1	3	3.0	3	0
						J. Redmond	1	-4	-4.0	-4	0
						Patriots:	25	133	5.3	22	0

RECEIVING	NO	YDS	AVG	LG	TD	RECEIVING	NO	YDS	AVG	LG	TD
A. Hakim	5	90	18.0	29	0	T. Brown	6	89	14.8	23	0
I. Bruce	5	56	11.2	22	0	J. Redmond	3	24	8.0	11	0
T. Holt	5	49	9.8	18	0	J. Wiggins	2	14	7.0	8	0
M. Faulk	4	54	13.5	22	0	M. Edwards	2	7	3.5	5	0
R. Proehl	3	71	23.7	30	1	D. Patten	1	8	8.0	8t	1
J. Robinson	2	18	9.0	12	0	A. Smith	1	4	4.0	4	0
E. Conwell	2	8	4.0	9	0	K. Faulk	1	-1	-1.0	-1	0
Y. Murphy	1	11	11.0	11	0	Patriots:	16	145	9.1	23	1
J. Hodgins	1	8	8.0	8	0						
Rams:	28	365	13.0	30	1						

INTERCEPTIONS	NO	YDS	AVG	LG	TD	INTERCEPTIONS	NO	YDS	AVG	LG	TD
None						T. Law	1	47	47.0	47t	1
						O. Smith	1	30	30.0	0	0

PUNTING	NO	YDS	AVG	IN20	LG	PUNTING	NO	YDS	AVG	IN20	LG
J. Baker	4	159	39.8	3	49	K. Walter	8	345	43.1	4	53

PUNT RET.	NO	FC	YDS	AVG	LG	TD	PUNT RET.	NO	FC	YDS	AVG	LG	TD
D. Bly	3	2	6	2.0	7	0	T. Brown	1	1	4	4.0	4	0

KICKOFF RET.	NO	YDS	AVG	LG	TD	KICKOFF RET.	NO	YDS	AVG	LG	TD
Y. Murphy	3	81	27.0	38	0	P. Pass	3	85	28.3	35	0
M. Faulk	1	1	1.0	1	0	T. Brown	1	15	15.0	15	0
Rams:	4	82	20.5	38	0	Patriots:	4	100	25.0	35	0

PASSING	A	C	YDS	PCT	TD	I	LG	S/YD	RATING
K. Warner	44	28	365	63.6	1	2	30	3/28	78.3
Rams:	44	28	365	63.6	1	2	30	3/28	78.3

PASSING	A	C	YDS	PCT	TD	I	LG	S/YD	RATING
T. Brady	27	16	145	59.3	1	0	23	1/7	86.2
K. Faulk	0	0	0	0.0	0	0	0	1/4	--
Patriots:	27	16	145	59.3	1	0	23	2/11	86.2

TEAM STATISTICS	STL	NE
TOTAL FIRST DOWNS	26	15
By Rushing	7	6
By Passing	16	8
By Penalty	3	1
Third Down: Md/Att.	5/13	2/11
Third Down: Eff.	38%	18%
TOTAL NET YARDS	427	267
Total Offensive Plays	69	54
Avg. per Play	6.2	4.9
NET YARDS RUSHING	90	133
Total Rushing Plays	22	25
Avg. per Rush	4.1	5.3
NET YARDS PASSING	337	134
Sacked/Yards Lost	3/28	2/11
Gross Yards Passing	365	145
Att.-Comp.-Int	44-28-2	27-16-0
Completion Pct.	63.6	59.3
PUNTS/AVERAGE	4/39.8	8/43.1
PENALTIES/YARDS	6/39	5/31
FUMBLES/BALLS LOST	2/1	0/0
FIELD GOALS	50, 52	37, 48

NE PATRIOTS STARTING LINEUP

WR	T. Brown	LE	B. Hamilton
LT	M. Light	DT	B. Mitchell
LG	M. Compton	DT	R. Seymour
C	D. Woody	RE	A. Pleasant
RG	J. Andruzzi	LLB	M. Vrabel
RT	G. Robinson-Randall	MLB	T. Bruschi
TE	J. Wiggins	RLB	R. Phifer
WR	D. Patten	LCB	T. Law
QB	T. Brady	RCB	O. Smith
FB	M. Edwards	SS	L. Milloy
RB	A. Smith	FS	T. Jones

ST. LOUIS RAMS STARTING LINEUP

WR	T. Holt	LE	C. Ahanotu
LT	O. Pace	DT	B. Young
LG	T. Nutton	DT	J. Zgonina
C	A. McCollum	RE	G. Wistrom
RG	A. Timmerman	LLB	D. Davis
RT	R. Jones	MLB	L. Fletcher
TE	E. Conwell	RLB	T. Polley
WR	I. Bruce	LCB	A. Williams
QB	K. Warner	RCB	D. McClellan
FB	J. Hodgins	SS	A. Archuleta
RB	M. Faulk	FS	K. Herring

GAME NOTES

- The Patriots won the first Super Bowl in their 42-year history with their 20-17 win over the Rams.
- Patriots kicker Adam Vinatieri kicked the first last second, game-winning field goal in Super Bowl history as his 48-yard kick sailed through the goalposts as time expired.
- The Patriots defense forced three St. Louis turnovers and converted them into two touchdowns and a field goal.

SUPER BOWL XXXVIII

SUPER BOWL XXXVIII • NEW ENGLAND 32, CAROLINA 29 • Reliant Stadium

February 1, 2004 • Weather: Indoors • Attendance - 71,525

	1	2	3	4	OT	F
Carolina Panthers	0	10	0	19	--	29
New England Patriots	0	14	0	18	--	32

TEAM	Q	PLAY	SCORE	
			Visitor	Home
NE	2	D. Branch 5 yd pass from T. Brady (A. Vinatieri kick)	0	7
CAR	2	S. Smith 39 yd pass from J. Delhomme (J. Kasay kick)	7	7
NE	2	D. Givens 5 yd pass from T. Brady (A. Vinatieri kick)	7	14
CAR	2	J. Kasay 50 yd field goal	10	14
NE	4	A. Smith 2 yd run (A. Vinatieri kick)	10	21
CAR	4	D. Foster 33 yd run (pass failed)	16	21
CAR	4	M. Muhammad 85 yd pass from J. Delhomme (pass failed)	22	21
NE	4	M. Vrabel 1 yd pass from T. Brady (K. Faulk run)	22	29
CAR	4	R. Proehl 12 yd pass from J. Delhomme (J. Kasay kick)	29	29
NE	4	A. Vinatieri 41 yd field goal	29	32

FINAL INDIVIDUAL STATISTICS

RUSHING						RUSHING							
	NO	YDS	AVG	LG	TD		NO	YDS	AVG	LG	TD		
S. Davis	13	49	3.8	21	0	A. Smith	26	83	3.2	9	1		
D. Foster	3	43	14.3	33	1	K. Faulk	6	42	7	23	0		
Panthers:	16	92	5.8	33	1	T. Brady	2	12	6	12	0		
						T. Brown	1	-10	-10	-10	0		
						Patriots:	35	127	3.6	23	1		
RECEIVING						RECEIVING							
	NO	YDS	AVG	LG	TD		NO	YDS	AVG	LG	TD		
M. Muhammad	4	140	35	85	1	D. Branch	10	143	14.3	52	1		
S. Smith	4	80	20	39	1	T. Brown	8	76	9.5	13	0		
R. Proehl	4	71	17.8	31	1	D. Givens	5	69	13.8	25	1		
J. Wiggins	2	21	10.5	15	0	D. Graham	4	46	11.5	33	0		
D. Foster	1	9	9	9	0	K. Faulk	4	19	4.8	7	0		
K. Mangum	1	2	2	2	0	M. Vrabel	1	1	1	1	1		
Panthers:	16	323	20.2	85	3	Patriots:	32	354	11.1	52	3		
INTERCEPTIONS						INTERCEPTIONS							
	NO	YDS	AVG	LG	TD		NO	YDS	AVG	LG	TD		
R. Howard	1	12	12	12	0	None							
PUNTING						PUNTING							
	NO	YDS	AVG	TB	IN20	LG		NO	YDS	AVG	TB	IN20	LG
T. Sauerbrun	7	310	44.3	0	1	51	K. Walter	5	173	34.6	0	2	51

KICKOFF RET.						PUNT RET.						
	NO	YDS	AVG	LG	TD		NO	FC	YDS	AVG	LG	TD
R. Smart	4	74	18.5	22	0	T. Brown	4	1	40	10	28	0
S. Smith	1	30	30	30	0	D. Branch	1	1	2	2	2	0
K. Mangum	1	12	12	12	0	Patriots:	5	2	42	8.4	28	0
Panthers:	6	116	19.3	30	0							
KICKOFF RET.						KICKOFF RET.						
	NO	YDS	AVG	LG	TD		NO	YDS	AVG	LG	TD	
B. Johnson	4	78	19.5	29	0							

PASSING	A	C	YDS	PCT	TD	I	LG	S/YD	RATING
J. Delhomme	33	16	323	48.5	3	0	85	4/28	113.6
Panthers:	33	16	323	48.5	3	0	85	4/28	113.6

PASSING	A	C	YDS	PCT	TD	I	LG	S/YD	RATING
T. Brady	48	32	354	66.7	3	1	52	0/0	100.5
Patriots:	48	32	354	66.7	3	1	52	0/0	100.5

TEAM STATISTICS	CAR	NE
TOTAL FIRST DOWNS	17	29
By Rushing	3	7
By Passing	12	19
By Penalty	2	3
Third Down: Md/Att.	4/12	8/17
Third Down: Eff.	33%	47%
TOTAL NET YARDS	387	481
Total Offensive Plays	53	83
Avg. per Play	7.3	5.8
NET YARDS RUSHING	92	127
Total Rushing Plays	16	35
Avg. Per Rush	5.8	3.6
NET YARDS PASSING	295	354
Sacked/Yards Lost	4/28	0/0
Gross Yards Passing	323	354
Att.-Comp.-Int	33-16-0	48-32-1
Completion Pct.	48.5	66.7
PUNTS/AVERAGE	7/44.3	5/34.6
PENALTIES/YARDS	12/73	8/60
FUMBLES/BALLS LOST	1/1	1/0
FIELD GOALS	50	31,36,41

NE PATRIOTS STARTING LINEUP

WR	D. Branch	LE	B. Hamilton
LT	M. Light	NT	T. Washington
LG	R. Hochstein	RE	R. Seymour
C	D. Koppen	OLB	W. McGinest
RG	J. Andruzzi	ILB	T. Bruschii
RT	T. Ashworth	ILB	R. Phifer
TE	D. Graham	OLB	M. Vrabel
WR	T. Brown	LCB	T. Law
QB	T. Brady	RCB	T. Poole
RB	A. Smith	S	E. Wilson
FB	L. Centers	S	R. Harrison

CAROLINA PANTHERS STARTING LINEUP

WR	M. Muhammad	LDE	J. Peppers
LT	T. Steussie	LDT	B. Buckner
LG	J. James	RDT	K. Jenkins
C	J. Mitchell	RDE	M. Rucker
RG	K. Donnalley	SLB	G. Favors
RT	J. Gross	MLB	D. Morgan
TE	J. Wiggins	WLB	W. Witherspoon
WR	S. Smith	LCB	R. Manning
QB	J. Delhomme	RCB	R. Howard
FB	B. Hoover	SS	M. Minter
RB	S. Davis	FS	D. Grant

GAME NOTES

- The Patriots won the Super Bowl for the second time in three seasons with a thrilling 32-29 win over the Panthers.
- Adam Vinatieri nailed a 41-yard field goal with four seconds left to give the Patriots the last-second victory.
- Deion Branch's 10 receptions were the second most in Super Bowl history, and MVP Tom Brady's 32 completions set a Super Bowl record.



SUPER BOWL XXXIX

SUPER BOWL XXXIX • NEW ENGLAND 24, PHILADELPHIA 21 • Alltel Stadium

February 6, 2005 • 59 degrees; Clear; Wind N 12 mph • Attendance - 78,125

	1	2	3	4	OT	F
New England Patriots	0	7	7	10	--	24
Philadelphia Eagles	0	7	7	7	--	21

TEAM	Q	PLAY	SCORE	
			Visitor	Home
PHI	2	L. Smith 6 yd pass from D. McNabb (D. Akers kick)	0	7
NE	2	D. Givens 4 yd pass from T. Brady (A. Vinatieri kick)	7	7
NE	3	M. Vrabel 2 yd pass from T. Brady (A. Vinatieri kick)	14	7
PHI	3	B. Westbrook 10 yd pass from D. McNabb (D. Akers)	14	14
NE	4	C. Dillon 2 yd run (A. Vinatieri kick)	21	14
NE	4	A. Vinatieri 22 yd field goal	24	14
PHI	4	G. Lewis 30 yd pass from D. McNabb (D. Akers kick)	24	21

FINAL INDIVIDUAL STATISTICS

RUSHING	NO	YDS	AVG	LG	TD	RUSHING	NO	YDS	AVG	LG	TD
C. Dillon	18	75	4.2	25	1	B. Westbrook	15	44	2.9	22	0
K. Faulk	8	38	4.8	12	0	D. Levens	1	1	1.0	1	0
P. Pass	1	0	0.0	0	0	D. McNabb	1	0	0.0	0	0
T. Brady	1	-1	-1.0	-1	0	Eagles:	17	45	2.6	22	0
Patriots:	28	112	4.0	25	1						

RECEIVING	NO	YDS	AVG	LG	TD	RECEIVING	NO	YDS	AVG	LG	TD
D. Branch	11	133	12.1	27	0	T. Owens	9	122	13.6	36	0
C. Dillon	3	31	10.3	16	0	B. Westbrook	7	60	8.6	15	1
D. Givens	3	19	6.3	13	1	T. Pinkston	4	82	20.5	40	0
K. Faulk	2	27	13.5	14	0	G. Lewis	4	53	13.3	30t	1
T. Brown	2	17	8.5	12	0	L. Smith	4	27	6.8	9	1
D. Graham	1	7	7.0	7	0	F. Mitchell	1	11	11.0	11	0
M. Vrabel	1	2	2.0	2t	1	J. Parry	1	2	2.0	2	0
Patriots:	23	236	10.3	27	2	Eagles:	30	357	11.9	40	3

INTERCEPTIONS	NO	YDS	AVG	LG	TD	INTERCEPTIONS	NO	YDS	AVG	LG	TD
R. Harrison	2	5	2.5	6	0	None					
T. Bruschi	1	0	0.0	0	0						
Patriots:	3	5	1.7	6	0						

PUNTING	NO	YDS	AVG	TB	IN20	LG	PUNTING	NO	YDS	AVG	TB	IN20	LG
J. Miller	7	316	45.1	0	3	50	D. Johnson	5	214	42.8	0	1	52

PUNT RET.	NO	FC	YDS	AVG	LG	TD	PUNT RET.	NO	FC	YDS	AVG	LG	TD
T. Brown	3	1	12	4.0	8	0	B. Westbrook	3	0	19	6.3	10	0
B. Johnson	1	0	14	14.0	14	0	L. Sheppard	0	2	0	0.0	0	0
Patriots:	4	1	26	6.5	14	0	Eagles:	3	2	19	6.3	10	0

KICKOFF RET.	NO	YDS	AVG	LG	TD	KICKOFF RET.	NO	YDS	AVG	LG	TD
B. Johnson	2	44	22.0	26	0	J. Reed	4	82	20.5	26	0
P. Pass	1	17	17.0	17	0	R. Hood	1	32	32.0	32	0
Patriots:	3	61	20.3	26	0	Eagles:	5	114	22.8	32	0

PASSING	A	C	YDS	PCT	TD	I	LG	S/YD	RATING
T. Brady	33	23	236	69.7	2	0	27	2/17	110.2
Patriots:	33	23	236	69.7	2	0	27	2/17	110.2

PASSING	A	C	YDS	PCT	TD	I	LG	S/YD	RATING
D. McNabb	51	30	357	58.8	3	3	40	4/33	75.4
Eagles:	51	30	357	58.8	3	3	40	4/33	75.4

TEAM STATISTICS	NE	PHI
TOTAL FIRST DOWNS	21	24
By Rushing	6	4
By Passing	14	18
By Penalty	1	2
Third Down: Md/Att.	4/12	9/16
Third Down: Eff.	33%	56%
TOTAL NET YARDS	331	369
Total Offensive Plays	63	72
Avg. per Play	5.3	5.1
NET YARDS RUSHING	112	45
Total Rushing Plays	28	17
Avg. Per Rush	4.0	2.6
NET YARDS PASSING	219	324
Sacked/Yards Lost	2/17	4/33
Gross Yards Passing	236	357
Att.-Comp.-Int	33-23-0	51-30-3
Completion Pct.	69.7	58.8
PUNTS/AVERAGE	7/45.1	5/42.8
PENALTIES/YARDS	7/47	3/35
FUMBLES/BALLS LOST	1/1	2/1
FIELD GOALS	22	

NE PATRIOTS STARTING LINEUP

WR D. Branch	DE J. Green
LT M. Light	NT V. Wilfork
LG J. Andruzzi	OLB R. Colvin
C D. Koppen	OLB W. McGinest
RG S. Neal	ILB T. Bruschi
RT B. Gorin	ILB R. Phifer
TE D. Graham	OLB M. Vrabel
WR D. Givens	LCB R. Gay
QB T. Brady	RCB A. Samuel
RB C. Dillon	FS E. Wilson
FB P. Pass	SS R. Harrison

PHILADELPHIA EAGLES STARTING LINEUP

WR T. Owens	LDE D. Burgess
LT T. Thomas	LDT C. Simon
LG A. Hicks	RDT D. Walker
C H. Fraley	RDE J. Kears
RG J. Mayberry	SLB D. Jones
RT J. Runyan	MLB J. Trotter
TE L. Smith	WLB K. Adams
WR T. Pinkston	LCB L. Sheppard
QB D. McNabb	RCB S. Brown
FB J. Parry	SS M. Lewis
RB B. Westbrook	FS B. Dawkins

GAME NOTES

- The Patriots joined the Dallas Cowboys as the only NFL teams to win three Super Bowls in a four-year span.
- Deion Branch was named Super Bowl MVP after tying the Super Bowl record with 11 receptions.
- The Patriots defense forced four Eagles turnovers, including Rodney Harrison's game-clinching interception in the final minute.



SUPER BOWL XLII

SUPER BOWL XLII • NEW YORK GIANTS 17, NEW ENGLAND 14 • U. of Phoenix Stadium

February 3, 2008 • Weather: Indoors • Attendance - 71,101

	1	2	3	4	OT	F
New York Giants	3	0	0	14	--	17
New England Patriots	0	7	0	7	--	14

		SCORE	
TEAM	Q	PLAY	Visitor Home
NYG	1	L.Tynes 32 yd. Field Goal	3 0
NE	2	L.Maroney 1 yd. run (S.Gostkowski kick)	3 7
NYG	4	D.Tyree 5 yd. pass from E.Manning (L.Tynes kick)	10 7
NE	4	R.Moss 6 yd. pass from T.Brady (S.Gostkowski kick)	10 14
NYG	4	P.Burress 13 yd. pass from E.Manning (L.Tynes kick)	17 14

FINAL INDIVIDUAL STATISTICS

RUSHING						RUSHING					
	NO	YDS	AVG	LG	TD		NO	YDS	AVG	LG	TD
A. Bradshaw	9	45	5	13	0	L. Maroney	14	36	2.6	9	1
B. Jacobs	14	42	3	7	0	K. Faulk	1	7	7	7	0
E. Manning	3	4	1.3	5	0	H. Evans	1	2	2	2	0
Giants:	26	91	3.5	13	0	Patriots:	16	45	2.8	9	1

RECEIVING						RECEIVING					
	NO	YDS	AVG	LG	TD		NO	YDS	AVG	LG	TD
A. Toomer	6	84	14	38	0	W. Welker	11	103	9.4	19	0
S. Smith	5	50	10	17	0	K. Faulk	7	52	7.4	14	0
D. Tyree	3	43	14.3	32	1	R. Moss	5	62	12.4	18	1
P. Burress	2	27	13.5	14	1	D. Stallworth	3	34	11.3	18	0
K. Boss	1	45	45	45	0	L. Maroney	2	12	6	8	0
M. Hedgecock	1	3	3	3	0	K. Brady	1	3	3	3	0
A. Bradshaw	1	3	3	3	0	Patriots:	29	266	9.2	19	1
Giants:	19	255	13.4	45	2						

INTERCEPTIONS						INTERCEPTIONS					
	NO	YDS	AVG	LG	TD		NO	YDS	AVG	LG	TD
None						E. Hobbs	1	23	23	23	0

						PUNTING	NO	YDS	AVG	TB	IN20	LG	
PUNTING	NO	YDS	AVG	TB	IN20	LG	C. Hanson	4	175	43.8	1	0	49
J. Feagles	4	156	39	0	2	55							

PUNT RET.							NO	FC	YDS	AVG	LG	TD	
PUNT RET.	NO	FC	YDS	AVG	LG	TD	W. Welker	1	1	15	15	15	0
R. McQuarters	3	0	25	8.3	16	0	K. Faulk	0	1	0	0	0	0
[TOUCHBACK]	1	0	0	0	0	0	[OUT OF BOUNDS]	1	0	0	0	0	0
Giants:	3	25	8.3	0	16	0	Patriots:	1	15	15	2	15	0

KICKOFF RET.						KICKOFF RET.					
	NO	YDS	AVG	LG	TD		NO	YDS	AVG	LG	TD
D. Hixon	2	39	19.5	25	0	L. Maroney	4	94	23.5	43	0
[OUT OF BOUNDS]	1	0	0	0	0						
Giants:	2	39	19.5	25	0						

		A	C	YDS	PCT	TD	I	LG	S/YD	RATING
PASSING										
E. Manning		34	19	355	55.9	2	1	45	3/8	87.3
Giants:		34	19	355	55.9	2	1	45	3/8	87.3

		A	C	YDS	PCT	TD	I	LG	S/YD	RATING
PASSING										
T. Brady		48	29	266	60.4	1	0	19	5/37	82.5
Patriots:		48	29	266	60.4	1	0	19	5/37	82.5

TEAM STATISTICS		NYG	NE
TOTAL FIRST DOWNS		17	22
By Rushing		4	3
By Passing		13	17
By Penalty		0	2
Third Down: Md/Att.		8/16	7/14
Third Down: Eff.		50%	50%
TOTAL NET YARDS		338	274
Total Offensive Plays		63	69
Avg. per Play		5.4	4.0
NET YARDS RUSHING		91	45
Total Rushing Plays		26	16
Avg. Per Rush		3.5	2.8
NET YARDS PASSING		247	229
Sacked/Yards Lost		3/8	5/37
Gross Yards Passing		255	266
Att.-Comp.-Int		34-19-1	48-29-0
Completion Pct.		55.9	60.4
PUNTS/AVERAGE		4/39.0	4/43.8
PENALTIES/YARDS		4/36	5/35
FUMBLES/BALLS LOST		2/0	1/1
FIELD GOALS		3/2	

NE PATRIOTS STARTING LINEUP

WR	W. Welker	LE	T. Warren
LT	M. Light	NT	V. Wilfork
LG	L. Mankins	RE	R. Seymour
C	D. Koppen	OLB	M. Vrabel
RG	S. Neal	MLB	T. Bruschi
RT	N. Kaczur	OLB	A. Thomas
TE	B. Watson	LCB	A. Samuel
WR	R. Moss	RCB	E. Hobbs
QB	T. Brady	SS	R. Harrison
RB	L. Maroney	FS	J. Sanders
2TE	K. Brady	DB	B. Meriweather

NEW YORK GIANTS STARTING LINEUP


WR	P. Burress	LDE	M. Strahan
LT	D. Diehl	LDT	B. Cofield
LG	R. Seubert	RDT	F. Robbins
C	S. O'Hara	RDE	O. Umenyiora
RG	C. Snee	SLB	R. Torbor
RT	M. McKenzie	MLB	A. Pierce
TE	K. Boss	WLB	K. Mitchell
WR	A. Toomer	LCB	A. Ross
QB	E. Manning	RCB	C. Webster
RB	B. Jacobs	SS	Ja. Butler
2TE	M. Matthews	FS	G. Wilson

GAME NOTES

- The Patriots entered the game with an unprecedented 18-0 record after completing a perfect regular season.
- New England held a 14-10 lead following Randy Moss's touchdown catch with 2:42 left in the game, but the Giants scored a game-winning touchdown with 35 seconds left.
- Wes Welker tied the Super Bowl record with 11 receptions.



EXTRA POINTS





Gil Santos



Gino Cappelletti

A new era in Patriots Radio history began in 2009, with the move of the game broadcasts to 98.5 The Sports Hub, Boston's new home for sports. The transition to Boston's new all-sports radio station ensured that Patriots fans would continue to hear every kick, block and tackle in stereo, and without static, in crystal-clear FM quality. Fans all over New England were able to tune in to any of the 37 stations on the Safety Insurance 98.5 The Sports Hub Patriots Radio Network, starting with Patriots Preview three hours before kickoff, and capped off with Patriots Postgame for three hours after the final gun.

When fans tune in for each Patriots game on 98.5 The Sports Hub, they are treated to two world-class teams – the one on the field and the one in the broadcast booth. For 21 consecutive seasons, Gil Santos and Gino Cappelletti have teamed up to provide fans with in-depth game analysis and complete play-by-play detail of every Patriots game. This year, they will celebrate their 28th season together.

For most Patriots fans, there has been but one "Voice of the New England Patriots" and it belongs to Gil Santos. For 34 of the last 45 seasons, Santos has articulated the sights, sounds and all the play-by-play action of over 500 games to millions of Patriots fans. Now in his 35th year as voice of the Patriots, Santos is tied with the Philadelphia Eagles' veteran play-by-play announcer, Merrill Reese, as the two most tenured radio broadcasters in the NFL. Santos began calling games for the Boston Patriots at Fenway Park in 1966. He was the voice of the Patriots for the next 14 seasons (1966-79). He returned to the booth in 1991 and has broadcast every Patriots game since then. The veteran play-by-play broadcaster was also the sports director of WBZ News Radio in Boston, where he earned dozens of

awards and honors for his reporting, sportscasting and play-by-play excellence. He retired from that position after 38 years in 2009.

If Santos is recognized as the "voice" of the New England Patriots, his long-time broadcast partner Gino Cappelletti might simply be the most recognized Patriot in franchise history. Cappelletti, who is entering his 31st season as a broadcast analyst, first joined the team as one of the original Boston Patriots in 1960. Since then, Cappelletti has been affiliated with the team for 44 of the last 51 seasons as a player (11 years), coach (3) and broadcaster (30). It would be hard to find anyone more knowledgeable on the subject of the Patriots than Cappelletti. After an 11-year all-star career (1960-70) as a wide receiver and a kicker, he retired as the AFL's all-time leading scorer with 1,130 points. The Patriots Hall of Famer currently ranks 8th among the Patriots all-time leading receivers entering the 2011 season. Following his playing career, he spent seven seasons (1972-78) in the broadcast booth with Santos before returning to the sidelines for three seasons (1979-81) as the special teams coach on Ron Erhardt's staff. He returned to the broadcast booth in 1988 and was re-united with Santos in 1991. Together, the two have developed an on-air rapport that is unrivaled in the NFL, to the delight of Patriots fans everywhere.

Coverage on 98.5 The Sports Hub and its 36-station network begins three hours before each game with Patriots Preview, and concludes with a three-hour Patriots Postgame call-in wrap-up show. Gary Tanguay returns for his eighth season as host, joined once again by former Patriots quarterback Scott Zolak and fellow Sports Hub Mid-day host Andy Gresh, bringing Pats fans an exciting, informative and unpredictable football experience.

★ ★ 98.5 THE SPORTS HUB PATRIOTS RADIO NETWORK ★ ★

FLAGSHIP STATION

WBZ-FM	Boston	98.5 FM
Massachusetts		
WBZ-FM	Boston	98.5 FM
WAQY	Springfield	102.1 FM
WBEC	Pittsfield	1420 AM
WPKZ	Fitchburg	1280 AM
WNAW	North Adams	1230 AM
WBSM	New Bedford	1420 AM
WPVQ	Greenfield	95.3 FM
WSAR	Fall River	1480 AM
WWFX	Worcester	100.1 FM
WXTK	Hyannis	95.1 FM

Maine

WBLM	Portland	102.9 FM
WEBB	Augusta	98.5 FM
WWMJ	Bangor	95.7 FM
WEGP	Presque Isle	1390 AM

Connecticut

WCCC	Hartford	106.9 FM
WGCH	Greenwich	1490 AM
WINY	Putnam	1350 AM
WMOS	New London	102.3 FM

New Hampshire

WGHM	Nashua	900 AM
WGAM	Manchester	1250 AM
WPKQ	North Conway	103.7 FM
WSAK	Hampton	102.1 FM
WSHK	Portsmouth/Dover	105.3 FM
WTPL	Concord	107.7 FM
WHQ	Laconia	104.9 FM
WKNE HD2	Keene	99.1 FM

Vermont

WBTV	Bennington	1370 AM
WCPV	Burlington	101.3 FM
WEXP	Rutland	101.5 FM
WM00	Derby Center	92.1 FM
WKVT	Brattleboro	92.7 FM
WORK	Barre/Montpelier	107.1 FM
WSTJ	St. Johnsbury	1340 AM
WMXR	Woodstock	93.9 FM

Rhode Island

WPRO	Providence	630 AM
WEAN	Providence	99.7 FM

New York

WKCL	Catskill	560 AM
------	----------	--------

★ ★ ★ 2011 PRESEASON TV NETWORK ★ ★ ★

Patriots preseason games will be broadcast live and in HD on WBZ Channel 4 in Boston and a network of affiliates throughout New England. Kraft Sports Productions will produce the broadcasts.

Award-winning play-by-play veteran Don Criqui returns for his 17th season with the Patriots. He has served as a play-by-play announcer for CBS Sports and NBC Sports for more than three decades and has had the pleasure of announcing two Super Bowls and 14 Orange Bowls, as well as Wimbledon and World Cup matches.

CBS football analyst Randy Cross will return for his ninth season as Criqui's preseason broadcast partner. Cross, a three-time NFL all-pro, played 13 seasons with the San Francisco 49ers and was a part of three Super Bowl Championship teams. After his playing career, he joined CBS Sports as an NFL game analyst.

Steve Burton, WBZ's principal sportscaster will be the broadcast team's sideline reporter.

Preseason Broadcast Schedule

Date	Opponent	Time
Thurs., Aug. 11	Jacksonville	7:30 p.m.
Thurs., Aug. 18	at Tampa Bay	7:30 p.m.
Sat., Aug. 27	at Detroit	8:00 p.m.
Thurs., Sep. 1	N.Y. Giants	7:30 p.m.

Preseason Television Network

WBZ TV	Boston, MA (Flagship)
WNAC TV	Providence, RI
WWLP	Springfield, MA
WCTX	Hartford/ New Haven, CT
WVH TV	Bangor, ME
WVFX TV	Bangor, ME
WVNY	Burlington, VT
WMTW TV	Portland/Auburn, ME
WMUR	Manchester, NH
Rogers SportsNet East - Maritime Region of Canada	

★ ★ ★ PATRIOTS POOL REPORTERS ★ ★ ★



Mike Reiss
ESPNBoston.com

Patriots beat writers Mike Reiss of ESPNBoston.com and Chris Price of WEEI.com will serve as the pool reporters in 2011. In the event that there is the need to get comments from a game official after the game, the pool reporters will be allowed access to ask questions.



Chris Price
WEEI.com





★ PATRIOTS FOOTBALL NETWORK ★

NOT JUST GAMEDAY... EVERY DAY...
THE PATRIOTS ARE ON!

Interest in the Patriots is at an all-time high and there has never been more exclusive Patriots content to satisfy the devoted fan. Patriots Nation can tune in and connect to Patriots content via print, television, radio and online entities. With everything from Emmy Award-winning television shows to streaming video and podcasts, staying up to date and in the know is easy with the following exclusive Patriots content:

PATRIOTS ON TV

PATRIOTS ALL ACCESS

Fridays from 7:00 - 8:00 p.m. on WBZ-TV and Sunday from 9:00 a.m. - 10:00 a.m. on TV 38 - Boston, MA; WFXV TV in Bangor, ME; WCTX in Hartford/New Haven, CT; WNAC & WPRI in Providence, RI; WFXQ & WWLP in Springfield, MA.

Check your local listings for airtime or enjoy anytime on Verizon FiOS On Demand.

The Emmy Award-winning Patriots All Access airs weekly throughout the season on WBZ, Channel 4 in Boston and regional affiliates. Patriots All Access features exclusive, behind-the-scenes access and in-depth weekly features on Patriots players and personnel. Hosted by WBZ's Steve Burton, the show features weekly sit-downs with Coach Bill Belichick including the popular "Belestrator" segment where the coach breaks down upcoming opponents.



PATRIOTS TODAY

Available daily at Patriots.com and on Verizon FiOS On Demand, as well as on Verizon wireless' VCAST, Patriots Today gives fans an in-depth look at the club that is unmatched by any other outlet. The show is hosted by Lyndsay Petruny, with reports daily from Brian Lowe, as well as analysis from PFN's Paul Perillo. This webcast is updated throughout the day, providing fans with up-to-the-minute news and information that will satisfy every fan's daily Patriots fix. Patriots Today is the only place fans can watch complete broadcasts of full-length press conferences on a daily basis, plus daily locker room uncut segments. The show provides more Patriot coverage than any other outlet.



PATRIOTS THIS WEEK

Saturdays (10:30 p.m.) on Comcast Sports Net

Insider information. Passionate debate. Timely analysis.

That's what "Patriots This Week" delivers. Former Patriots QB Scott Zolak and TE Christian Fauria will host this fast-paced half-hour of football talk, joined by a rotating roster of former Patriots in a no holds barred discussion. From breaking down the previous contest to game planning the next opponent, there's no better way to get ready for football than "Patriots This Week" - every Saturday night at 10:30 p.m. beginning September 10, on Comcast Sports Network.



TOTALLY PATRIOTS

Sundays at 11:00 a.m. on WBZ - Boston, MA; WCTX in Hartford/New Haven, CT; WNAC & WPRI in Providence; WFXQ & WWLP in Springfield, MA. Check your local listings for airtime or enjoy anytime on Verizon FiOS On Demand.

Totally Patriots is a unique, one-of-a-kind Patriots show aimed for the next generation of Patriots fans. This weekly, youth-oriented football show allows school-aged fans unprecedented access to their favorite players, enabling them to ask questions in a relaxed informal setting.



PATRIOTS 5th QUARTER

Immediately following each game on WBZ-TV/TV38

WBZ-TV and TV38 team up to broadcast Patriots 5th Quarter immediately following each Patriots game. WBZ-TV sports reporter Steve Burton joins former Patriots players Scott Zolak and Steve DeOssie to provide instant reaction and analysis in studio and at the stadium. Patriots 5th Quarter also features exclusive live coverage of the Patriots post-game press conferences with Coach Belichick and Tom Brady.



PATRIOTS ON RADIO

PATRIOTS PREGAME AND POSTGAME

Before and after each game on The Sports Hub Patriots Radio Network
For a complete list of The Sports Hub's 36 affiliates, see page 458.

98.5 The Sports Hub is the Patriots' flagship station, broadcasting every Patriots game across its FM radio network and featuring legendary broadcasting duo Gil Santos and Gino Cappelletti. Three hours prior to kickoff, during halftime and after the game, host Gary Tanguay is joined by co-hosts Scott Zolak and Andy Gresh among other guests, serving up all the pregame and postgame news and notes, including live sound from the postgame press conferences.



PATRIOTS MONDAY presented by Ace Ticket

Mondays during the season on WEEI Sports Radio 850 AM (Boston);
103.7 FM (Providence); 1440 AM (Worcester); 105.5 FM (Springfield);
96.3 FM (Cape Cod); 95.9 FM (Portland/Lewiston, ME); 93.5 FM (Keene, NH)
and Patriots.com.



WEEI Sports Radio broadcasts Patriots Monday each week, offering fans unique insight and analysis from Coach Belichick and Tom Brady in addition to other Patriots players. WEEI will broadcast Patriots Monday live from Gillette Stadium each Monday, kicking off with Dennis & Callahan at 6:00 a.m., followed by Mutt & Merloni at 10:00 a.m. and The Big Show with Glenn Ordway and Michael Holley from 2:00 to 6:00 p.m.

PATRIOTS FRIDAY presented by Sovereign Bank

Fridays during the season on WEEI Sports Radio 850 AM (Boston);
103.7 FM (Providence); 1440 AM (Worcester); 105.5 FM (Springfield);
96.3 FM (Cape Cod); 95.9 FM (Portland/Lewiston, ME); 93.5 FM (Keene, NH)
and Patriots.com.



WEEI Sports Radio broadcasts Patriots Friday each week, offering fans a look ahead at the weekend's game, match ups and rivalries. Various Patriots players will be featured on air. WEEI will broadcast Patriots Fridays each week throughout the season, kicking off with Dennis & Callahan at 6:00 a.m., followed by Mutt & Merloni at 10:00 a.m. and The Big Show with Glenn Ordway and Michael Holley from 2:00 to 6:00 p.m.

PATRIOTS.COM

NEWS

Patriots.com features daily updates and exclusive content from the writers of *Patriots Football Weekly*, offering everything from breaking news to player features and the popular "Ask PFW" postings.



VIDEO

The first professional sports team website to offer streaming video provides Patriots fans with a variety of exclusive video content. Visitors can choose their channel and watch exclusive video from news to cheerleaders. Patriots Today offers a daily in-depth look at the team, while Patriots.com also features video of every Patriots press conference, including postgame press conferences and Coach Belichick's weekday media updates.

AUDIO

Patriots Web Radio programming is available exclusively on Patriots.com beginning at noon Tuesday through Thursday. Kicking off the programming lineup is PFW In Progress, a daily, online program that features candid commentary from the writers of *Patriots Football Weekly*. Following PFW In Progress is Patriots Playbook, hosted by John Rooke, featuring news from around the NFL. Stay tuned for the debut of new shows during the 2011 season. Patriots.com also offers streaming audio of every Patriots press conference, as well as archives of Patriots.com Radio shows. The website provides podcasts of Patriots.com radio offerings as well as exclusive content.

PATRIOTS IN PRINT

PATRIOTS FOOTBALL WEEKLY

Subscriptions available by calling 1-800-494-PATS

Patriots Football Weekly is the official newspaper of the New England Patriots. PFW is published weekly throughout the season and monthly during the offseason, providing readers with exclusive Patriots coverage. Each issue of *Patriots Football Weekly* is loaded with the latest news, game previews and reviews, feature stories, contests and full-color posters.





2011 PATRIOTS CHEERLEADERS



The New England Patriots Cheerleaders have been entertaining fans at Patriots games for years, but their work as goodwill ambassadors for the team extends far beyond the sidelines of Gillette Stadium. Supporting the efforts of charitable organizations throughout New England, the cheerleaders are able to use their celebrity status to make a difference in the community. In addition to their philanthropic efforts, the squad makes about 1,000 individual public appearances per year for businesses and corporations, spreading cheer to fans at a variety of events throughout New England and across the country. Those bookings include trade shows, grand openings, parades, autograph sessions and Monday Night Football promotions, just to name a few.

While the Patriots Cheerleaders have become accustomed to entertaining thousands of Patriots fans from the sidelines, members of the squad travel regularly overseas on goodwill missions to entertain thousands of Patriots on the front lines. In December 2010, as part of an Armed Forces Entertainment tour, the Patriots Cheerleaders traveled to the Middle East, spending Christmas with our U.S. military troops stationed in Kyrgyzstan and a dozen forward operating bases in northern Afghanistan. They then traveled to Bahrain to ring in the New Year with our deployed soldiers, sailors, airmen and marines before heading back to Gillette Stadium just eight hours before the season's final regular season game. The Patriots Cheerleaders have performed in close to two dozen combat areas and have visited more than 25 countries since 9/11.

In addition to their goodwill military missions and appearances throughout the United States, the squad has entertained and appeared at many high-profile events, including performances in Super Bowls, Pro Bowls, an American Bowl in Mexico City and the Patriots/Buccaneers game in London.

In an effort to increase awareness and interest in the NFL and the New England Patriots, the Patriots Cheerleaders have made four trips to China. The first trip brought squad members to the beautiful cities of Beijing and Shanghai where the ladies interacted with the growing number of American football fans established there. Next, squad members returned to China to promote the NFL playoffs. The squad visited that country for the third time after receiving an invitation from the Beijing Organizing Committee for the Games of the XXIX Olympiad to organize a weeklong cheer/dance clinic for Chinese cheerleaders and dancers who performed at Olympic related events. The fourth visit was to celebrate the Super Bowl and associated festivities with Chinese fans.

A spring audition drew 300 applicants to compete for the opportunity to join the 2011 New England Patriots Cheerleading squad. Thirty-one talented, accomplished and beautiful women earned the honor, including 19 returning veterans and 12 rookies. The cheerleaders hail from Rhode Island, Massachusetts, Connecticut and New Hampshire, representing many different New England towns. Just five weeks after their appointment to the squad, the cheerleaders traveled to Aruba to shoot their annual swimsuit calendar and made-for-TV special.

This year's squad will continue to serve not only as day-of-game entertainers, but also as Patriots ambassadors throughout New England and around the world.

Patriots Cheerleaders and the Pat Patriot mascot appearances can make functions more memorable for everyone. For more information on booking the Patriots Cheerleaders or Pat Patriot Mascot, please contact Cheerleader Director, Tracy Sormanti, by phone at (508) 384-9101, or by e-mail at tracys@patriots.com.

Patriots CHEERLEADERS™



★2011 PATRIOTS CHEERLEADERS★

Tracy Sormanti

Cheerleader Director

Debbie McGrath

Assistant to the Director

Stacey McIntyre

Choreographer

Pat Patriot Mascot

Greg Galizio

Adam Visbaris

Greg Wiseburn

Line Captains

Amanda R.

Brittney-Lynne

Kayla

Kelsey

Veterans

Jessica A.

Ashley

Asia

Britni

Sara

Patricia

Athena

Lauren

Michelle

Siobhan

Stephanie P.

Randi

Stephanie S.

Heather

Alexandra

Rookies

Alexa

Cassandra

Kathryn

Brianna K.

Brianna M.

Jodi

Amber

Amanda S.

Casey

Jessica T.

Sallie

Sarah



Ownership/Board of Directors

Robert K. Kraft, Chairman and CEO
Jonathan A. Kraft, President
Daniel Kraft
Josh Kraft
David Kraft

Coaching

Bill Belichick, Head Coach
Josh Boyer, Defensive Backs
Moses Cabrera, Assistant Strength and Conditioning
Ivan Fears, Running Backs
Brian Ferentz, Tight Ends
Brian Flores, Defensive Assistant
George Godsey, Offensive Assistant
Patrick Graham, Linebackers
Pepper Johnson, Defensive Line
Bill O'Brien, Offensive Coordinator/Quarterbacks
Scott O'Brien, Special Teams
Chad O'Shea, Wide Receivers
Matt Patricia, Safeties
Dante Scarnecchia, Assistant Head Coach/Offensive Line
Harold Nash, Head Strength and Conditioning Coach

Player Personnel

Nick Caserio, Director of Player Personnel
Floyd Reese, Senior Football Advisor
Trey Brown, Area Scout
Steve Cargile, Scouting Assistant
Larry Cook, Scouting Consultant
DuJuan Daniels, Area Scout
Frank Edgerly, Area Scout
Matt Groh, Scouting Assistant
Tim Heffelfinger, Area Scout
Frantzy Jourdain, Area Scout
Jason Licht, Director of Pro Personnel
James Lipfert, Area Scout
Ronnie McGill, Scouting Assistant
Nancy Meier, Director of Scouting Administration
Kyle O'Brien, National Scout
Monti Ossenfort, National Scout
Bob Quinn, Assistant Director of Pro Personnel
Jon Robinson, Director of College Scouting
Brian Smith, Assistant Director of College Scouting
Patrick Stewart, Pro Scout

Football Operations

Berj Najarian, Director of Football/Head Coach Administration
Ernie Adams, Football Research Director
Matt Caracciolo, Director of Football Operations
Kevin Anderson, Director of Player Development
Shawn Donnelly, Football Operations Assistant
Joel Totoro, Nutritionist

Equipment

Don Brocher, Equipment Manager
John Hillebrand, Assistant Equipment Manager
John Jastremski, Equipment Assistant

Trainers

Jim Whalen, Head Athletic Trainer
David Granito, Assistant Athletic Trainer
Joe Van Allen, Assistant Athletic Trainer/Director of Rehabilitation

Medical

Thomas Gill, M.D., Head Team Physician
Peter Ansis, M.D., Team Physician
Bertram Zarins, M.D., Team Physician Emeritus
Paul Cusick, M.D., Physician, Mass General
Britt Nicholson, M.D., Physician, Mass General
Li Tso, M.D., Physician, Mass General

Video

Jimmy Dee, Video Director
Fernando Neto, Assistant Video Director
Jared Rita, Video Assistant

Administration

Kristen Colasuonno, Executive Assistant
Tracy Fiore, Executive Assistant to the President
Kim Healey, Executive Assistant to the Chairman and CEO
Al Labelle, Chief of Staff to the Chairman and CEO

Richard Miller, Research Director
Amelia Self, Executive Assistant
Ann Thompson, Executive Assistant to the President of the New England Patriots Charitable Foundation

Broadcast Production

Matt Smith, Senior Executive Producer
Dave Mondillo, Director & Supervising Producer
Paul Prose, Director of Event Presentation

Corporate and Community Affairs

Josh Kraft, President of the New England Patriots Charitable Foundation
Andre Tippett, Executive Director of Community Affairs
Donna Spigarolo, Community Relations Manager

Gillette Stadium Operations

Jim Nolan, Senior Vice President of Operations, Finance and Administration
Dan Murphy, Vice President of Business Development and External Affairs
Jon Bengston, Field Superintendent
Matt Piekarski, Parking Director

Finance

Jim Wilson, Vice President of Finance
Andrea Walonis, Director of Financial Planning & Analysis
Mark Loring, Controller

Food and Beverage

David Wheeler, Vice President of Food and Beverage
Gretchen Meltzer, Catering Director
Brad Ozerdem, Executive Chef
Anne Marie Marini, Director of Sales

Human Resources

Robin Boudreau, Vice President of Human Resources

Information Technology

Pat Curley, Vice President of Information Technology
Scott Harrington, IT Operations, Infrastructure & Security Director

Legal

Jim Cobery, General Counsel
Robyn Glaser, Senior Advisor and Club Counsel

Media Relations

Stacey James, Vice President of Media & Community Relations
Aaron Salkin, Assistant Director
Jeff Cournoyer, Director of Corporate Communications

Patriots Cheerleaders

Tracy Sormanti, Cheerleader Director

Patriots Football Weekly and Patriots.com

Fred Kirsch, Publisher and Vice President of Content
Jana-Lynne Gauthier, Director of Digital Services
Michelle Muise, Art Director
Paul Perillo, Editor

Retail Operations

Brian Bilello, Vice President of Retail Operations
Ken Flanders, Supply Chain Management Director

Sales and Marketing

Jennifer Ferron, Senior Vice President of Marketing and Brand Development
Murray Kohl, Vice President of Corporate Sponsorships
David Pearlstein, Vice President of Corporate Relationships
Jessica Gelman, Vice President of Customer Marketing and Strategy
Jon Levy, Sales Director
Joe Mariani, Sales Director
Brian Oates, Sales Director
Gail Titus, Senior Director of Marketing Services and Operations
Mandy Hartman, Director of Marketing Services
Brian Homs, Director of Brand Management

Security

Mark Briggs, Chief Operating Officer of TeamOps

The Hall at Patriot Place

Bryan Morry, Executive Director

Ticket Operations

Sarah Boyce, Director of Box Office
Bryan Flaherty, Director of Patriots Ticketing

A WINNING TEAM

The New England Patriots Charitable Foundation (NEPCF) is the 501(c)(3) non-profit entity created by the Kraft family to support charitable and philanthropic agencies throughout New England. This support comes in the form of direct grants, donations of signed memorabilia to a variety of charitable causes and from Patriots players who offer their direct support by appearing at charity functions throughout the year.

Robert Kraft established the New England Patriots Charitable Foundation when he purchased the team in 1994 as a way for the organization to give back to the communities it calls home. The Foundation's primary goal is to support programs that aid the youth and families of New England while underscoring the Kraft family's deep commitment to philanthropic activities in the community.

Over the past 17 years, the Foundation has made donations to thousands of non-profit organizations throughout New England and has partnered with numerous community groups, including the Boys & Girls Clubs of Greater Boston, the United Way, the Greater Boston Food Bank and a host of other New England charities. The Foundation also provides food baskets and toys to hundreds of families and children during the holiday season.

In addition, the Foundation supports numerous health care initiatives and organizations, including the Robert K. Kraft Family Blood Donor Center at the Dana-Farber Cancer Institute and Children's Hospital Boston.

Annually, the Foundation holds several fundraisers including the Kickoff Gala held at Gillette Stadium in the fall and the Leadership Blitz. The Patriots currently team with the Massachusetts, Rhode Island and Maine to create specialty license plates, an ongoing fundraiser with proceeds directly benefiting the NEPCF and eventually thousands of charitable organizations across New England.



Robert Kraft congratulates Nomi Kaim from Asperger's Association of New England, the grand prize winner of the 2011 Patriots' Community MVP Awards.

THE NEW ENGLAND PATRIOTS CHARITABLE FOUNDATION



CONTACT INFORMATION

To request a charitable donation or player appearance, please visit to www.patriots.com/community.

For more information about the New England Patriots Charitable Foundation, Inc., please call (508) 543-8200.



2010 "KICK CANCER" INITIATIVE

Throughout the 2010 regular season, the New England Patriots Charitable Foundation's "Kick Cancer" initiative aimed to raise awareness among Patriots fans about cancer risks and prevention. Each game focused on awareness of different types of cancers including breast cancer, lung cancer, childhood cancers, colon cancer, prostate cancer and women's cancers. Survivors participated in pregame and halftime ceremonies and partnering hospitals distributed giveaways and literature to fans. Additionally, Patriots players filmed messages to fans, as well as spent time each week throughout the season with youth and adult cancer patients offering support and a friendly smile to the patients they visited.



Throughout the 2010 season, Patriots players and alumni visited patients at various New England hospitals (above left), including Brigham and Women's Hospital, Massachusetts General Hospital – the founding hospitals of Partners HealthCare – and Dana-Farber Cancer Institute – which helped kick off the season-long initiative (below) and hosted tables at home games to distribute information to fans (middle right). The Charitable Foundation hosted patients and their families at training camp (above right).

At the final 2010 regular-season home game, cancer survivors and caregivers were recognized during a halftime ceremony with Patriots alum and cancer survivor Joe Andruzzi (right).



NEW ENGLAND PATRIOTS CHARITABLE FOUNDATION FUNDRAISING EFFORTS

Annual Kickoff Gala and Ron Burton Community Service Award

Each year, the New England Patriots Kickoff Gala is held in the Putnam Club at Gillette Stadium to ring in the new season and raise funds for the Patriots Charitable Foundation. Patriots players and coaches come together to mingle with their fans on the big night, which includes dinner, live and silent auctions and the presentation of the Ron Burton Community Service Award. The Burton Award honors the Patriots player who most embodies the qualities of Burton, the first player drafted by the team who was known for his commitment to the community and helping others. Vince Wilfork was honored as the 2010 Ron Burton Award recipient. Previous winners include offensive lineman Joe Andruzzi (2003), wide receiver Troy Brown (2004), offensive lineman Matt Light (2005), defensive lineman Jarvis Green (2006), defensive lineman Ty Warren (2007), special teams captain Larry Izzo (2008) and running back Kevin Faulk (2009).



Robert Kraft, joined by JoAnn Burton and former winners Kevin Faulk, Vince Wilfork and Matt Light, presents LB Jerod Mayo with the 2011 Ron Burton Community Service Award.

Leadership Blitz

In 2010, the Patriots launched a brand new event to benefit the New England Patriots Charitable Foundation, which allows participants to get a behind-the-scenes look at a day in the life of a Patriots player. The Leadership Blitz offers the chance for attendees to conduct drills with Patriots players, watch film with coaches, tour areas of the stadium that are not open to the public and to learn leadership techniques straight from Patriots executives.



QB Tom Brady keeps time for a young participant during a drill at the 2010 Leadership Blitz at Gillette Stadium.

Patriots Specialty License Plates

The Patriots are pleased to offer specialty license plates in Massachusetts, Rhode Island and now Maine (currently in the pre-order stage) to benefit the Patriots Charitable Foundation. Fans in those states have the opportunity to order the specially designed plates to display their team pride on their bumpers. Proceeds raised from the license plates are funneled directly back to the states in which the plates are issued. Fans can visit

www.patriots.com/community

to sign up for the license plates or learn about specialty low-number online auctions.



FOUNDATION EVENTS

Thanksgiving-in-a-Basket

For the past 17 years, the Kraft family has been joined by dozens of Patriots players and alumni at the Morgan Memorial Goodwill Industries headquarters in Boston to assist in distributing more than 200 holiday baskets filled with turkeys and all of the trimmings to local families in need. The recipients of the baskets include families with children who participated in Goodwill's youth programs, as well as individuals who were enrolled or had recently graduated from Goodwill's job training program.



Robert & Myra Kraft were joined by dozens of current and former Patriots to distribute holiday baskets filled with Thanksgiving meals to local families in need at the annual event.

New England Patriots Charitable Foundation Children's Holiday Party

For more than a decade, the Patriots have treated hundreds of children from Salvation Army centers and community centers throughout Massachusetts and Rhode Island to a night of holiday festivities. Patriots players annually attend the party at Gillette Stadium and participate in a number of activities including Wrap-a-Pat, a game in which the children, working in teams, race to wrap Patriots players in Christmas wrapping paper, ribbons and bows. The children are also able to get autographs from players and cheerleaders, visit with Santa Claus and receive holiday gifts provided by NEPCF.

Patriots Gifts from the Gridiron

More than a dozen Patriots players were at Bass Pro Shops at Patriot Place last year for the first Gifts from the Gridiron event to treat 50 children from local homeless shelter programs to a night of holiday shopping. Armed with \$300 gift cards, the kids selected winter coats, hats and gloves, along with gifts for themselves and loved ones. The players helped them budget their money and find the items they were looking for, posed for photos with Santa, and helped the kids wrap presents. The event was a joint effort between the Patriots Charitable Foundation, the Vince Wilfork Foundation, the Gerard Warren Foundation and Bass Pro Shops.



TE Rob Gronkowski gets wrapped up in the holiday spirit during the popular Wrap-a-Pat game at the Patriots Charitable Foundation Children's Holiday Party at Gillette Stadium last year.

DL Ron Brace helps a child pick out the perfect pair of shades at the Patriots Gifts from the Gridiron event at Bass Pro Shops at Patriot Place last holiday season.

OUTREACH PROGRAMS

Patriots Kids Café

With the Patriots' focus on youth in mind, the Foundation and the Kraft family partnered with Shaw's Supermarkets and the Greater Boston Food Bank to expand the Boys & Girls Clubs of Boston's Kids Café program. The purpose of the Kids Café, located within area Boys & Girls Clubs, is to provide hot meals for underprivileged children who may not receive one at home. For many children, it is the only hot meal they receive the entire day. Kids Café currently provides children with 250,000 meals per year at seven different locations. In 2010, Jerod Mayo, Tully Banta-Cain and Darius Butler attended the Chelsea Kids Café to serve healthy meals and talk to kids about the importance of staying active.



LB Jerod Mayo helps serve healthy meals at a Kids Café event in Chelsea, Mass.

Back to Football Friday

Patriots Chairman and CEO Robert Kraft and Patriots players Tom Brady, Deion Branch, Brandon Meriweather and Zoltan Mesko visited the Henry Grew Elementary School in Hyde Park, Mass. to speak to students about the importance of leading healthy lives as part of the NFL's Back to Football Friday program. They presented the school with a \$10,000 NFL PLAY 60 grant for health and wellness programming and equipment. During the afternoon, some of the Patriots players led the kids in various fitness activities, as part of NFL's PLAY 60 campaign, helping stress the importance of getting 60 minutes of exercise a day.



Deion Branch leads a group of children in exercises during the NFL PLAY 60 Back to Football Friday event at Henry Grew Elementary.

Read Between the Lines

In 2010, the Patriots launched the "Read Between the Lines" program that features Patriots' offensive and defensive linemen visiting local schools to promote reading and the importance of education. Last summer's kickoff event, called "Reading Blitz," took place at the Ahern Middle School in Foxborough. Students were challenged to set and meet summer reading goals and each student received a summer reading "playbook" to log their reading. School-wide, the students were challenged to read more than 2,011 books collectively, with the promise of a return visit from Patriots linemen to award the students with certificates of achievement if they reached the goal. Additionally, students who read more than two books were entered into a drawing to win a chance to join one of the Patriots players for lunch in the school cafeteria.



OL Steve Neal helps kick off the Read Between the Lines program at Ahern Middle School in Foxborough. He then returned to the school at the end of the summer to congratulate the students who met reading their goals.

Community MVP Awards

Each year, the Kraft family and the New England Patriots Charitable Foundation honor members of the New England community for their service to non-profit organizations around the region. Each Community MVP is recognized for their leadership, dedication and commitment to bettering their communities during a luncheon at Gillette Stadium with a donation made in their name to the non-profit organization for which they volunteer. The 2011 Patriots Community MVP



Robert Kraft, Josh Kraft, Andre Tippett, Ron Brace and Stephen Gostkowski pose with the 2011 Patriots Community MVPs.

grand prize winner, Nomi Kaim, has dedicated countless hours to volunteer work. She strives to use her experience of living with Asperger's to benefit others through her work with the Asperger's Association of New England. Because of Nomi's commitment, she was awarded a \$25,000 grant in her name to the Asperger's Association of New England.

Youth Football

In recent years, the New England Patriots Charitable Foundation has expanded its concentration into the development of youth football programs throughout New England. Through the Foundation, the Patriots have made donations to improve football facilities at several area fields and have conducted multiple football clinics including Football for YOU in the New England region - a free football clinic presented by the NEPCF and New England Patriots Alumni Club (NEPAC) to encourage and excite youth to participate in the game of football. The Foundation has donated thousands of dollars to local high schools through the Coach of the Week program, hosted the regional Punt, Pass & Kick finals and partnered with National Football Foundation to host youth and high school football coaching academies. The foundation plans to continue to expand its support for youth football and to promote programs that encourage good sportsmanship and leadership skills.



Patriots High School Coach of the Week

Each week during the high school football season, the Patriots honor a high school football coach with their Coach of the Week Award. This season marks the 17th year in which the Patriots conducted the program, which recognizes outstanding

The number of participants in the second annual Special Olympics State Football and Cheering Games doubled last season

high school coaches and promotes youth football throughout New England. Pro Football and Patriots Hall of Fame linebacker Andre Tippett, the team's executive director of community affairs, oversees the program as part of the Charitable Foundation's commitment to youth football initiatives. The Patriots award the selected coach each week with a \$1,000 grant to benefit the school's football program. At the end of the season, one Coach of the Year is selected and is awarded with an \$2,000 grant.



Everett High School Coach John DiBiao was honored as the New England Patriots High School Coach of the Year in 2010.



The New England Patriots continue to team with the NFL for NFL PLAY 60, a national youth health and fitness campaign focused on increasing the wellness of young fans by encouraging them to be active for at least 60 minutes a day. Throughout the season, Patriots programming and players participate in numerous activities which encourage children to eat healthy and exercise.

Hometown Huddle

The NFL and United Way "Hometown Huddle" is a special day of service in which all 32 NFL teams across the country work with United Way agencies to help make a difference in their communities. In recent years the Patriots have used the Hometown Huddle to promote fitness and nutrition to Boys & Girls Clubs throughout Massachusetts and Rhode Island.



Blood Drive

Each year, the New England Patriots Charitable Foundation continues their efforts to increase awareness of the importance of blood and platelet donations with a blood drive at the Dana-Farber Cancer Institute Kraft Family Donor Center. During the drive all successful donors receive special Patriots-themed gifts and are entered into a drawing for autographed prizes.

Rich Ohrnberger joined youth in the interactive HOPSports program as part of Hometown Huddle.



During the blood drive, Patriots players and alumni like Patriots LB Rob Ninkovich visit the Dana-Farber Kraft Family Donor Center.



Youth from the Chelsea Boys & Girls Club joined cheerleaders on the field to welcome the players at the Dec. 6 Patriots versus Jets game as part of NFL Play 60.



Boston Marathon

For four years, the Patriots have fielded a team to run the historic Boston Marathon to raise funds for NEPCF. In 2011, the marathon team raised a record-breaking amount toward the NEPCF scholarships and Community MVP program. Visit www.patriots.com/community to apply for next year's team.



Patriots Platelet Pedalers

The Patriots Platelet Pedalers is a team in the Pan Massachusetts Challenge, a weekend-long charity bicycle ride to benefit the Dana-Farber Cancer Institute. Started in 1980, the Pan-Mass Challenge is the largest charity bicycling event in the country, raising over \$300 million for cancer research and treatment. The Patriots Platelet Pedalers will pedal together to fundraise for Dana-Farber, with the money earmarked for Dr. Ken Anderson, the Kraft Family Professor of Medicine at Harvard Medical School and Dana-Farber Cancer Institute, to support his multiple myeloma research and development of novel therapies.



Science of Sports Science Fair

In May of 2011, the NEPCF partnered with Raytheon for the third "Science of Sports" Science Fair at Gillette Stadium. For five months, students from 12 New England Boys & Girls Clubs teamed with volunteer mentors from Raytheon to create and test hypothesis related to science and sports. Each child on the first-, second- and third-place teams receive scholarships toward their college education or a science camp. This year's winning team, "The Roxbury Patriots," took home the Grand Prize for their experiment testing how the coefficient of friction affects the way a sports shoe moves on different surfaces.



Science of Sports
Science Fair



Executive Judges Robert Kraft, Patriots S Patrick Chung and Raytheon Chairman and CEO Bill Swanson judged each project to determine the winning teams.





In October, more than a dozen Patriots teamed with the Patriots Charitable Foundation, United Healthcare and KaBOOM! to build a playground for the Waltham Boys & Girls Club. LB Jerod Mayo and DL Vince Wilfork and his wife Bianca (above) assemble a tic-tac-toe board as Gary Guyton (right) shovels mulch to put the finishing touches on the playground.



S Sergio Brown, TE Aaron Hernandez, K David King and CB Devin McCourty (above) join the rest of the 2010 rookie class to visit patients at Children's Hospital Boston.

At the Boys & Girls Club in Providence, RI, RBs BenJarvus Green-Ellis and Fred Taylor (below) serve healthy meals to children and talk to them about the importance of education, eating healthy and staying active.



QB Tom Brady and WR Wes Welker (right) take part in a Make-A-Wish event at Gillette Stadium last fall. Robert Kraft, Bill Belichick and the entire team also joined them to welcome the special guests.





TRACK THE PATRIOTS

IN PEAK CONDITION ALL SEASON LONG



WITH VERIZON, YOU CAN KEEP UP WITH THE PATRIOTS ALL
SEASON LONG. GET 24/7 ACCESS TO NFL NETWORK WITH NFL
MOBILE, WATCH PATRIOTS GAMES IN CRYSTAL CLEAR HD TV,
AND CHECK STATS ON AMERICA'S FASTEST INTERNET.

verizon.com

FIOS available in select areas. Message and data rates may apply while downloading/using NFL Mobile. Available on select Smartphones. Coverage not available everywhere. ©2011 Verizon. ©2011 NFL Properties LLC. Team names/logos/indicia are trademarks of the teams indicated. All other NFL-related trademarks are trademarks of the National Football League. ©2011 National Football League Players Incorporated.



BECOME ONE OF THE FRESHEST SMELLING PLACES ON EARTH. *Old Spice*