

NEW ENGLAND PATRIOTS



2012
MEDIA
GUIDE

★ ★ ★ **MEDIA RELATIONS CONTACTS** ★ ★ ★



Stacey James
Vice President
of Media Relations



Aaron Salkin
Assistant Director
of Media Relations



Jeff Cournoyer
Director of Corporate
Communications



Christy Berkery
Social Media
Manager



Michael Jurovaty
Media Relations
Coordinator



Cecily Faenza
Media Relations
Coordinator

The 2012 New England Patriots Media Guide has been prepared to assist all members of the media in their coverage of the Patriots during the 2012 season. Should you require additional information, further assistance or wish to arrange an interview, please contact a member of the Patriots media relations staff.

★ ★ ★ **CONTACT INFORMATION** ★ ★ ★

Media Relations Main Number: 508-384-4203

Gillette Stadium • One Patriot Place • Foxborough, MA 02035 • Fax: 508-543-9053

	Office Phone	Cell Phone	E-mail Address
Stacey James	508-384-9105	508-326-6868	staceyj@patriots.com
Aaron Salkin	508-384-9111	508-326-6870	aarons@patriots.com
Jeff Cournoyer	508-549-0492	774-406-6487	jeffco@patriots.com
Christy Berkery	508-549-0518	508-958-8206	christyb@patriots.com
Michael Jurovaty	508-384-9195	508-326-6187	mjurovaty@patriots.com
Cecily Faenza	508-384-9119	774-254-7917	cecilyf@patriots.com

★ ★ ★ **MEDIA WEBSITE** ★ ★ ★

<http://media.patriots.com>

The Patriots maintain a web site to further assist local and national media in covering the team. The site serves as the team's primary media credentialing system. In addition, the site contains all of the Patriots' up-to-date press releases, statistics, transcripts and other reference material. All of the Patriots' media materials since the start of the 2002 season are available in the site's archives. Visit <http://media.patriots.com>.

★ ★ ★ **2012 PATRIOTS SCHEDULE** ★ ★ ★

PRESEASON

Date	Opponent	Time	Affiliate	Network
Thursday, Aug. 9	New Orleans	7:30 p.m. ET	WBZ	Patriots Preseason TV Network
Monday, Aug. 20	Philadelphia	8:00 p.m. ET	WCVB	ESPN (Nationally Televised)
Friday, Aug. 24	at Tampa Bay	7:30 p.m. ET	WBZ	Patriots Preseason TV Network
Wednesday, Aug. 29	at N.Y. Giants	7:30 p.m. ET	WBZ	Patriots Preseason TV Network

2012 PATRIOTS REGULAR SEASON

Date	Opponent	Time	Affiliate	Network
Sunday, Sept. 9	at Tennessee	1:00 p.m. ET	WBZ	CBS
Sunday, Sept. 16	Arizona	1:00 p.m. ET	WFXT	FOX
Sunday, Sept. 23	at Baltimore	8:20 p.m. ET	WHDH	NBC
Sunday, Sept. 30	at Buffalo	1:00 p.m. ET	WBZ	CBS
Sunday, Oct. 7	Denver	4:25 p.m. ET	WBZ	CBS
Sunday, Oct. 14	at Seattle	4:05 p.m. ET	WBZ	CBS
Sunday, Oct. 21	N.Y. Jets	4:25 p.m. ET	WBZ	CBS
Sunday, Oct. 28	at St. Louis (London)	1:00 p.m. ET	WBZ	CBS
Sunday, Nov. 4	BYE WEEK			
Sunday, Nov. 11	Buffalo	1:00 p.m. ET	WBZ	CBS
Sunday, Nov. 18	Indianapolis	4:25 p.m. ET	WBZ	CBS*
Thursday, Nov. 22	at N.Y. Jets	8:20 p.m. ET	WHDH	NBC
Sunday, Dec. 2	at Miami	1:00 p.m. ET	WBZ	CBS*
Monday, Dec. 10	Houston	8:30 p.m. ET	WCVB	ESPN
Sunday, Dec. 16	San Francisco	8:20 p.m. ET	WHDH	NBC*
Sunday, Dec. 23	at Jacksonville	1:00 p.m. ET	WBZ	CBS*
Sunday, Dec. 30	Miami	1:00 p.m. ET	WBZ	CBS*

Bold indicates nationally televised games

*-Game time and network subject to possible flexible scheduling adjustment.

NEW ENGLAND PATRIOTS 2012 MEDIA GUIDE

Gillette Stadium • One Patriot Place • Foxborough, Massachusetts



Super Bowl Championships (3): 2001, 2003, 2004



Conference Championships (7): 1985, 1996, 2001, 2003, 2004, 2007, 2011

Division Championships (15): 1963, 1978, 1986, 1996, 1997, 2001, 2003, 2004, 2005, 2006, 2007, 2009, 2010, 2011, 2012



Playoff Seasons (20): 1963, 1976, 1978, 1982, 1985, 1986, 1994, 1996, 1997, 1998, 2001, 2003, 2004, 2005, 2006, 2007, 2009, 2010, 2011, 2012

2011 Season In Review	204	Historical Timeline	236
2011 Statistics	205	Pro Bowl Selections	235
Game-by-Game Statistics	208	Roster (All-Time)	249
Honors and Awards	217	Trades (2000-12)	272
Participation Chart	218		
2011-2012 Transactions	219		
		Playoff History	382
All-Time Results	278	Records	384
Preseason	279	Results	383
Regular Season	285	Championship Game Summaries	389
Postseason	382		
Overtime Games	286	Records	343
Prime-Time Games	281	All-Time Leaders	344
Series	282	Year-by-Year Leaders	353
Attendance Figures	288	Consecutive Records	361
		Individual Records	362
		Longest Plays	351
Biographies		Playoff Records	378
Executive Bios	7	Team Records	372
Football Staff	15	Patriots NFL Records	380
Players	52		
Gillette Stadium	4	Reference	
		Patriots Charitable Foundation	405
Franchise History	224	Patriots Cheerleaders	403
Anniversary Teams	233	Patriots Football Network	401
Coaches All-Time Records	43	Pool Reporters	400
Coaches All-Time Roster	44	Preseason Television Network	400
All-Time Draft	263	Radio Broadcast Network	399
Hall of Fame	225	Staff Directory	404

★ ★ ★ 2012 MEDIA GUIDE ★ ★ ★

This media guide includes a compilation of information that has been gathered and preserved by each of the team's previous media relations departments. Many thanks to everyone who has helped prepare and preserve this information.

The 2012 Patriots Media Guide was written and edited by the Patriots Media Relations Staff.

Editors: Aaron Salkin, Michael Jurovaty

Design:

Photography:

Editorial Assistance: Christy Berkery,
Jeff Courmoyer, Cecily Faenza, Zachary
Groen, Stacey James

Michelle Muise

Tom Croke, David Silverman

Layout:

Advertising Sales:

Michael Jurovaty

Murray Kohl

Gillette STADIUM™



Gillette Stadium, home of the New England Patriots, is the region's premier sports and entertainment venue.

Since Gillette Stadium opened in 2002, every Patriots home game has sold out. The stadium is also the home field for Major League Soccer's New England Revolution and, beginning in 2012, UMass football. In addition to NFL, MLS and college football, the stadium hosts international soccer matches, NCAA lacrosse, world class concerts and other other special events that keep it busy year round.

In 2012, Gillette Stadium, with assistance from networking partner Enterasys, will become one of the first venues in the NFL to offer free WiFi to every guest. Also new this season are updated and rebranded concessions throughout the stadium, offering more healthy options and a new brew pub.

In 2010, Gillette Stadium installed two new Daktronics high-definition LED video scoreboards, providing additional clarity and the ability to display more instant replays and an array of graphics. The video board above the south end zone, at 41.5-foot high and 164-foot wide, is the largest HD video board in use in an outdoor NFL stadium. Also in 2010, Gillette Stadium's field was resurfaced with FieldTurf Duraspine PRO, the new standard in artificial surface and the latest turf innovation from FieldTurf, improving the quality and durability of the playing surface.

Fan satisfaction is at the forefront of Gillette Stadium's design, with unobstructed views from the entire length of each of its wide concourses ensuring a great view of the field from practically anywhere inside the turnstiles. Additional gathering areas, such as the end-zone plazas, offer alternative viewing where fans can also gather to socialize before, during and after games. Once at their seats, guests relax in theater-style chairs, each one complete with a drink holder.

For the ultimate in creature comforts, the Putnam Club, unveiled in 2011, offers more than 6,000 club members access to 120,000 square feet of space to enjoy not just on game days, but year-round. The stadium's 89 luxury suites in the EMC2 suite level are among the largest in the NFL, ranging from 800 to 2,700 square feet. Each suite features luxurious furnishings as well as private bars and restrooms.

Gillette Stadium celebrates New England's heritage with a unique display of local flavor. A stylized lighthouse and bridge greet fans entering from Patriot Place Plaza and create the stadium's signature view. The coastal heritage of the region is represented in a seascape scene that complements the bridge and lighthouse and flanks the players' entrance to the field. Guests can experience a unique view of the action from atop the bridge, which connects the east and west concourses at the base of the lighthouse.

www.GilletteStadium.com @GilletteStadium

★ ★ GILLETTE STADIUM QUICK HITS ★ ★

Construction started	2000
Stadium Opened	2002
Capacity	68,756
Club Seats	6,000
Luxury Suites	89
Suite Seats	2,000
Width of concourses	up to 70 feet
Concession Locations	500+
HD video boards	2 (41.5' x 164' and 45' x 100')
Stadium footprint	17.3 acres
Stadium area	1.9 million square feet
Television monitors	1,000+
Distance to downtown Boston	33 miles
Distance to downtown Providence	21 miles
Points of distributed sound	2,000

★ ★ GILLETTE STADIUM FUN FACTS ★ ★

The Height of Design

The stadium's signature lighthouse in the north end zone rises 10 stories above the playing field, but is dwarfed by the height of the stadium itself, which is 16 stories tall.

Worth the Weight

Approximately 6,300 pieces of blue steel form the structure of Gillette Stadium, weighing in at 16,000 tons.

Lap of Luxury

Each Putnam Club space at Gillette Stadium is each larger than a football field, with cathedral ceilings four stories high, fireplaces and a floor-to-ceiling glass wall providing an end zone to end zone view of the field.

The Suite Life

The stadium's 89 luxury suites each have granite-topped wet bars, marbled bathrooms and personal attendants.

Making Room

The construction of Gillette Stadium required the removal of 90,000 cubic yards of blasted bedrock, 310,000 cubic yards of total excavated material and the demolition of the old Foxboro stadium and racetrack.

Concrete Example

The foundation of Gillette Stadium consists of 17,500 cubic yards of concrete, enough to build a sidewalk from here to Boston... on both sides of the street.

A Light Snack

On a typical game day, Patriots fans eat more than one ton of Italian sausage and warm up with 186 gallons of clam chowder.

Team-Work

Up to 5,000 staff are necessary to operate Gillette Stadium for a Patriots game, at a ratio of one worker for every 13.7 fans.





"One of the greatest things about sports is the bond players and fans share. You feel like you've lived through the same experiences and share the same memories. That was one of our motivations in building The Hall. We wanted to create a place where our fans and alumni could visit and relive those moments together. We wanted to preserve the legacy of this franchise and give our greatest players the most prominent display of any hall of fame in the world."

— Robert Kraft

The Hall at Patriot Place presented by Raytheon is the crown jewel of Patriot Place and the only sports and education experience of its kind. Through a dazzling array of interactive multimedia exhibits and artifacts never before viewable by the public, The Hall at Patriot Place presented by Raytheon showcases the tradition of the New England Patriots, explores the history of football in New England, and promotes math and science education for thousands of schoolchildren each year through its partnership with Raytheon.

The experience begins as visitors enter an elevator on the ground floor and hear a voice from Patriots history welcoming them to The Hall. The journey continues through 36,000 square feet and two stories until visitors reach one of The Hall's signature exhibits and its premier photo opportunity: the Patriots' three Lombardi trophies.

The Hall features interactive exhibits designed to educate and entertain. Visitors receive instruction from Patriots Head Coach Bill Belichick on how plays in the Patriots' playbook are designed. They also step inside a game-used replay booth and make the call on an instant replay review with instruction from former NFL Vice President of Officiating Mike Pereira. Fans of all ages test their vertical leap, reaction time and weight against NFL players.

The Hall's 19 high-definition touch screen kiosks allow visitors to interact with the exhibits in unique ways. Four and a half hours of exclusive video content is also displayed on 11 60-inch high-definition TV monitors, seven projection screens and the 48-foot-wide panoramic movie screen in the Raytheon Theater, where a 15-minute signature film plays every 20 minutes.

Each of the members of the Patriots Hall of Fame is immortalized on 30-foot high, six-foot wide video pylons utilizing the first Magink digital ink display in the United States. Fans can choose which Hall of Famer to highlight on one



of four touch screen kiosks, causing the pylons to come alive with video and images of each player while additional information is displayed on the screen below.

To complement the audiovisual experiences, there are thousands of football artifacts on display at The Hall, ranging from the priceless (a football from the 1876 Harvard-Yale game) to the quirky (the infamous snow plow that cleared the way for a Patriots win over the Dolphins in 1982) to the sublime (The Patriots' three Super Bowl rings).

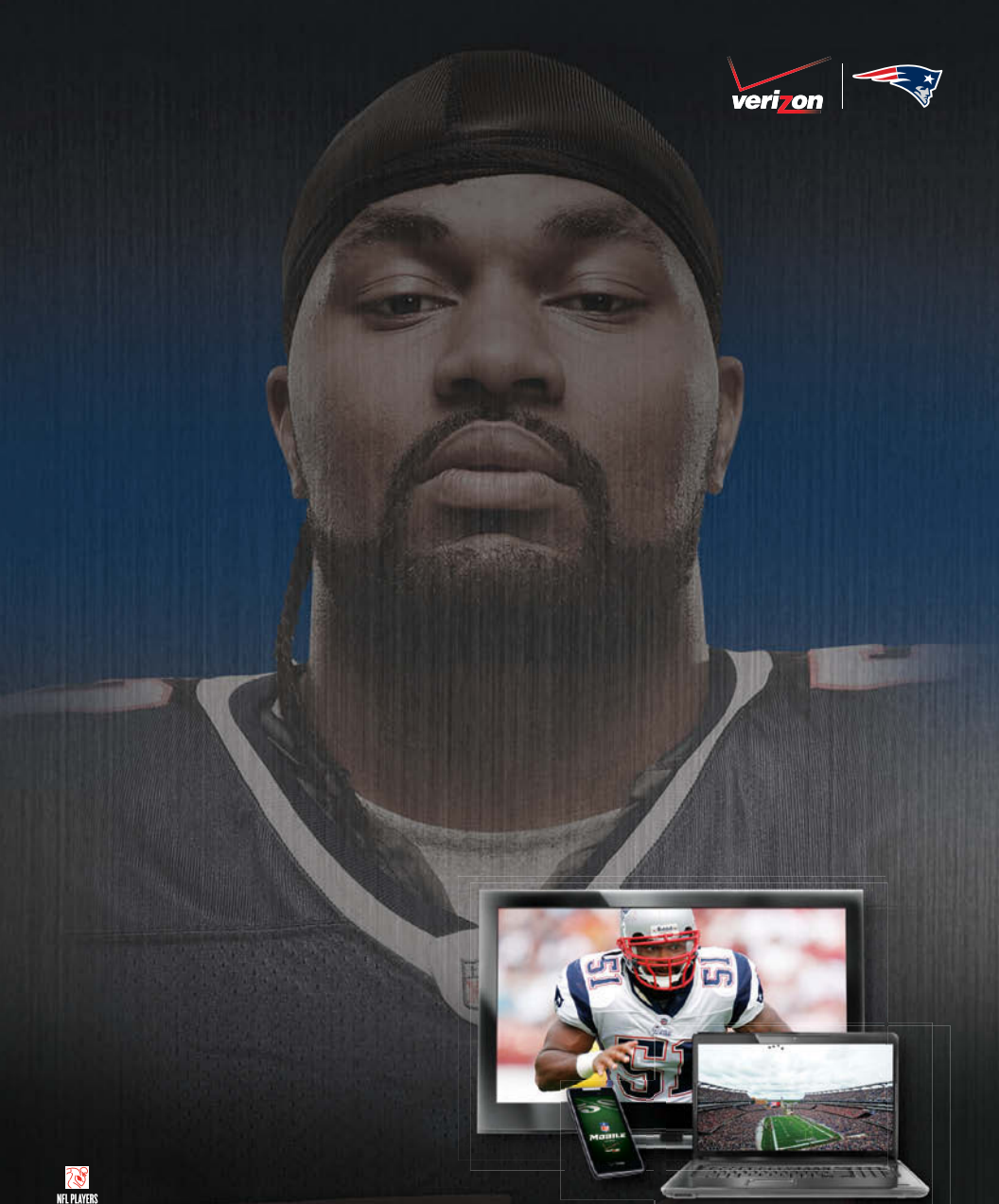
In partnership with Raytheon Company, The Hall at Patriot Place presents an integrated math and science education program with lesson plans designed to combine elements of The Hall's exhibits in an

engaging educational platform for visiting school groups. Additionally, all visitors can experience the "In the Numbers" exhibit, presented by Raytheon, which uses football to teach math and science in a fun and interactive way.

In 2009, The Hall received a Gold MUSE Award from the American Association of Museums and The Hall's signature film, "Patriots Way," won a CINE Golden Eagle Award. The Hall was also named to *Boston Globe Magazine's* Best of the New and was a *Yankee* magazine Editor's Choice recommendation. For more information, please visit www.thehallatpatriotplace.com.



verizon



EXPERIENCE JEROD'S COLOSSAL SACKS ALL OVER THE FIELD ON A SCREEN OF YOUR CHOICE.

Watch the Patriots charge onto the field with FiOS TV and Internet. Get all the stats, highlights and live games you can handle with NFL Mobile.

Visit verizon.com

Airtime, message & data rates may apply for app download & use. Available on select smartphones. Verizon Video subscription required for video content on all devices. Coverage not available everywhere. FiOS available in select areas. © 2012 National Football League Players Incorporated. © 2012 Verizon.

EXECUTIVES





Robert
KRAFT

DIVISION TITLES
96 97 01 03 04 05 06 07 09 10 11

CONFERENCE TITLES
96 01 03
04 07 11

SUPER BOWLS
01 03 04

★ ★ CHAIRMAN & CEO ★ ★

Since Robert Kraft purchased the team in 1994, the Patriots have experienced one of the most dramatic turnarounds in the history of sports. Now in his 19th season of ownership, Kraft has transformed one of the league's least successful clubs into what many observers view as a model NFL franchise. In the five seasons immediately preceding his purchase (1989-93), the Patriots were a moribund team, winning just 19 of 80 games (.238 pct.) and recording the worst record in the NFL over that span.

When he bought the franchise on Jan. 21, 1994, Kraft announced his intention to bring a championship to New England, a tall order considering the team's previous success rate. But since then, under Kraft's leadership, the Patriots have won more division titles (11), conference crowns (6) and Super Bowl championships (3) than any other NFL team. In 2011, the Patriots claimed their sixth AFC Championship during Kraft's tenure, earning him the distinction as the first principal owner in NFL history to earn six trips to the Super Bowl. In the past 18 years, no other NFL team has appeared in more than four Super Bowls. In Kraft's 18 seasons, the Patriots have qualified for the playoffs 13 times, more than doubling the franchise's playoff appearances in their first 34 seasons.

Kraft is the first NFL owner to bring his team to six Super Bowls and his six conference titles are the most of any NFL owner in the Super Bowl Era (since 1966).

It didn't take long for Kraft's vision to come into focus. His personal investment in the team restored the faith of Patriots fans and rejuvenated interest throughout New England. The year he bought the team, season ticket sales soared to new heights, eclipsing 40,000 for the first time in franchise history. By the start of his first season, every game was sold out, a feat that had never been accomplished in the franchise's previous 34 seasons. The achievement ensured that local broadcast blackouts would be lifted and every Patriots game, home and away, would be

"My objective in buying the Patriots is to help bring a championship to New England."

—ROBERT KRAFT, JAN. 21, 1994

televised throughout New England for the first time in team history. Every game has been sold out since that 1994 season opener.

In his first year of ownership, the Patriots won their final seven regular season games to qualify for the postseason, ending an eight-year playoff drought. By his fifth anniversary as owner, under the direction of two different head coaches, the Patriots had already established themselves as perennial playoff contenders, qualifying for the postseason four times,

The Boston Globe

TUESDAY, JULY 26, 2011

Kraft, his heart heavy, lifts NFL

Patriots owner helped bring accord during his wife's final days

By Greg A. Beaudin
PHOTOGRAPH BY
The National Football League is back in action, and Patriots owner Robert Kraft is getting ready to cheer.
But only did Kraft help save the game and prepare for a 17-day lockout and agree to a 10-year deal, but he did so while tending to his wife, Marie, who died Wednesday afternoon.

The new Kraft played in the immediate news but not an owner at probably a press conference announcing the deal. The wife's death was the wife.
"A special thank to Myra Kraft, who died in her husband's arms," Kraft said in a statement. "I am grateful for the opportunity he presented to get this deal done. In March, we were very close — we really appreciate it."

Kraft and Kraft then entered a period of the contract. The league of 320 office contracts. Kraft said he was grateful for the opportunity he presented to get this deal done. In March, we were very close — we really appreciate it."

Looking ahead
The NFL's new players today while the owner and coach of the Patriots, Kraft, is looking ahead.



"Without him, this deal does not get done. He is a man who helped us save football and we're so [grateful] for that. We're [grateful] for his family and for the opportunity he presented to get this deal done."

—INDIANAPOLIS COLTS C JEFF SATURDAY ON PATRIOTS OWNER ROBERT KRAFT'S ROLE IN THE NEGOTIATIONS OF THE NEW 10-YEAR NFL CBA


including twice as division champions. In 1996, the Patriots claimed their first division title in 10 years. After defeating Pittsburgh in the playoffs that year, the Patriots hosted their first conference championship game in franchise history and advanced to Super Bowl XXXI.

The transformation of the Patriots under Kraft's leadership constitutes one of the greatest long-term, worst-to-first revivals in sports history. In 2005, *Forbes* magazine valued the Patriots franchise at \$1 billion. The Patriots were just the fourth sports franchise in history to eclipse that financial plateau. After winning back-to-back Super Bowls and three titles in four years, *Forbes* also named the Patriots "The Best Team in Sports."

In 2007, the New England Patriots won a franchise-record fifth consecutive division title. They also became the first NFL team to win 16 games during the regular season and the only team to ever win 18 consecutive games in one season. The undefeated regular season boosted the team's overall record from 2003 to 2007 to 77-17 for a remarkable .819 winning percentage. The 77 wins in five years is the most by any team over any five-year span in NFL history. From Sept. 14, 2003 to Oct. 26, 2008, the Patriots won 82 games with only 18 losses. It marks the most successful 100-game stretch since the league was founded in 1920.

The Kraft-era Patriots also set three significant NFL records for consecutive wins. In 2003 and 2004, the Patriots won 21 consecutive games, which included three playoff games. Two years later, the Patriots started another streak and over the next three seasons won 21 consecutive regular season games. In addition, the Patriots also established an NFL record by winning 10 consecutive playoff games (2001-05). During that time, the Patriots also won 21 consecutive games at Gillette Stadium, the longest home win streak in franchise history.

The success the Patriots sustained during the



2000s is without rival. The Patriots' 126 total victories (including playoffs) was the most by any team in one decade in the 90-year history of the NFL. The recent decade of dominance featured more Super Bowl titles (3), conference titles (4), division titles (7), playoff wins (14), victories in a single season (18) and victories in a regular season (16) than any other team. In addition, no other NFL team hosted more playoff games (9) or played in more playoff games (18) than the New England Patriots. The sustained success earned the franchise "Team of the Decade" acclaim from many publications.

Kraft began his business career with the Rand-Whitney Group, Inc. of Worcester, Mass., a company that converted paper into packaging for various industries. He later acquired the company. In 1972, he founded International Forest Products, a trader of paper commodities that now does business annually in more than 90 countries. Together, Rand-Whitney and International Forest Products (IFP) comprise one of the largest privately-owned and fully integrated paper and packaging companies in the United States. In 2011, IFP was the top U.S. containerized exporter in New



★★ A CHAMPIONSHIP ERA ★★



Prior to 1994, the Patriots qualified for the playoffs just six times during their first 34 seasons (1960-93). In the 18 seasons since Robert Kraft has taken ownership, the Patriots have qualified for the playoffs 13 times, 11 times as division champions, and have won six conference titles and three Super Bowl championships.

	Pre-Kraft 1960-93	1989-93	Kraft Era 1994-11
Overall Record	225-276-9	19-61	212-105
Winning Pct.450	.238	.669
Super Bowl Titles	0	0	3
Conference Titles	1	0	6
Division Titles	3	0	11
Playoff Seasons	6	0	13
Playoff Record	4-6	0-0	19-10
Home Playoff Games.....	1	0	15
Home Playoff Record	0-1	0-0	13-2



England and ranked 27th in the nation. Kraft founded The Kraft Group to serve as the holding company for the family's varied business interests, which are concentrated in five specific areas: the distribution of forest products, paper and packaging manufacturing, sports and entertainment, real estate development and private equity and venture investing.

Throughout Kraft's professional career, many of his biggest risks have yielded the greatest rewards. That was true throughout his pursuit of Patriots ownership, beginning in 1985 when he first purchased an option on the land surrounding the old stadium in Foxborough, Mass. It was a large investment for an underdeveloped parcel of land, but proved to be an important first step in a long process toward buying the Patriots. In 1988, he took another step by purchasing the stadium out of bankruptcy court. It was another large investment, this time to purchase an antiquated stadium that was eventually demolished. But, with a binding lease through 2001, the acquisition of the old stadium proved to be an invaluable asset in Kraft's quest toward owning the team.

When his opportunity came in January of 1994, Kraft faced a difficult business dilemma. He had to decide between committing over \$172 million of family resources to purchase the Patriots or accept a lucrative \$75 million buyout offer to void the final years of the team's stadium lease and allow the team to move out of New England. On Jan. 21, 1994, Kraft passed on the buyout offer, choosing instead to make an 11th-hour bid to buy the team. On Feb. 26, 1994, a day after Kraft earned league approval, season tickets for the 1994 season went on sale and Patriots fans showed their support for Kraft's decision in record numbers. By the end of the first business day, amidst a winter nor'easter, 5,958 season ticket orders were processed, shattering the previous single-day sales record of 979. The show of support validated Kraft's decision to buy the team and gave him the confidence to focus on another risky, long-term project: the construction of Gillette Stadium.

From 2000 to 2002, The Kraft Group's real estate development team oversaw the on-time and on-budget

construction of Gillette Stadium, a privately-financed \$325 million state-of-the-art stadium that the Patriots and their fans are proud to call home. The financial commitment from Kraft provided a solid foundation on which to build for the first time in the franchise's nomadic history. Moving from Foxboro Stadium into the majestic Gillette Stadium marked another worst-to-first transformation for the Krafts, who now operate New England's premier entertainment venue. After opening Gillette Stadium, Kraft was recognized as the Sports Executive of the Year by one national publication and he and Jonathan Kraft were named Sports Industrialist of the Year by another.

The construction of Gillette Stadium was the first project of The Kraft Group's development team. In 2007, The Kraft Group expanded the site development with the construction of Patriot Place, a mixed-use lifestyle center and entertainment destination.

Kraft is widely recognized as one of the most successful owners in professional sports. As Chairman and CEO of the New England Patriots, Investor/Operator of the New England Revolution and owner of Gillette Stadium and Patriot Place, Kraft has turned that underdeveloped parcel of land he purchased in 1985 in Foxborough, Mass. into a world-class sports and entertainment destination in New England.

Under Kraft's leadership, the Patriots and the Revolution have delivered three league championships and nine conference titles, while his private-financing of Gillette Stadium has given fans a world-class facility in which to enjoy New England's championship tradition.

Kraft's long-standing support of soccer in the United States dates back to his efforts in the early 1990s to secure Foxborough as one of the nine host venues for the 1994 FIFA World Cup.

A native of Brookline, Mass., Kraft attended local public schools before entering Columbia University on an academic scholarship. Upon graduation, he received a fellowship to attend Harvard Business School, where he earned a master's degree in business administration.

Kraft's love affair with football and the Patriots began decades ago. A Patriots fan since their AFL days in the 1960s, Kraft attended games at each of the team's Boston venues: Boston University Field, Fenway Park, Boston College Alumni Stadium and Harvard Stadium. When the team moved to then Schaefer Stadium in 1971, Kraft invested in season tickets for his family. He credits the memories and experiences shared with his family and other Patriots fans during those years for his passionate pursuit of ownership of the franchise.

Kraft serves on the board of directors for Viacom. He is also on the executive committee for the Dana-Farber Cancer Institute, where he established the Robert K. Kraft Family Blood Donor Center. He is a trustee emeritus at Columbia and is a trustee at

★ 2012 NFL OWNER COMMITTEES ★

While Kraft gets credit for resurrecting the once wayward Patriots franchise, he's also often cited as a key contributor in many of the league's major contract negotiations. He is the chairman of the NFL's broadcast committee and an active member of four other committees.

- ★ Broadcast Committee - Chairman
- ★ Management Council Executive Committee
- ★ NFL Network Committee
- ★ Finance Committee
- ★ Compensation Committee



Kraft's seats from the old stadium (section 217, row 25, seats 1-6) are on display at the Patriots Hall of Fame presented by Raytheon.

Boston College. He has received honorary degrees from several colleges and universities and was awarded the NCAA's highest honor when he received the Theodore Roosevelt Award, "presented annually to a distinguished citizen of national reputation and outstanding accomplishments." In 2011, Kraft received the Harvard Business School Alumni Achievement Award and received the prestigious honor of being inducted into the 231st class of American Academy of Arts and Sciences, one of the nation's oldest and most learned societies. With his induction, he joined the likes of many other patriots, including George Washington, Benjamin Franklin, John Adams and John Hancock. In 2012, he became the first NFL owner in the 43-year history of the honor to ever be selected to receive the George Halas Award, which is presented annually to the NFL player, coach or staff member who overcomes the most adversity to succeed. He was also inducted into his alma mater's athletic hall of fame in 2012.

Over the past four decades, the Kraft family has been one of New England's most philanthropic families, donating over \$100 million in support of local charities and civic affairs. In 2011, the Krafts pledged \$20 million to Partners HealthCare to launch the Kraft Center for Community Health, an initiative designed to improve the leadership of and access to quality health care at community centers in Massachusetts. With success, the model used will expand nationally.

★★★ **SUCCESS STORY** ★★★

Since Robert Kraft bought the team in 1994, the Patriots have become the most successful franchise in the NFL. For the past 18 seasons (1994-2011), the Patriots have won more Super Bowl Championships (3), more conference championships (6) and more division titles (11) than any other NFL team. In addition to championships, the Patriots have also won more, and more often, than any other NFL team, claiming 212 total victories and a .669 winning percentage, including 19 wins in the postseason.

SUPER BOWL CHAMPIONSHIPS SINCE 1994

New England Patriots	3
Denver Broncos	2
Green Bay Packers	2
New York Giants	2
Pittsburgh Steelers	2
7 Teams	1

CONFERENCE CHAMPIONSHIPS SINCE 1994

New England Patriots	6
Pittsburgh Steelers	4
Green Bay Packers	3
New York Giants	3
Denver Broncos	2
St. Louis Rams	2
Indianapolis Colts	2
14 Teams	1

DIVISION CHAMPIONSHIPS SINCE 1994

New England Patriots	11
Pittsburgh Steelers	10
Indianapolis Colts	8
Green Bay Packers	8

PLAYOFF VICTORIES SINCE 1994

New England Patriots	19
Pittsburgh Steelers	17
Green Bay Packers	15
Philadelphia Eagles	11
Indianapolis Colts	11

TOTAL VICTORIES SINCE 1994

New England Patriots	212
Pittsburgh Steelers	201
Green Bay Packers	200
Indianapolis Colts	183
Denver Broncos	174
Philadelphia Eagles	173


OVERALL WINNING PERCENTAGE SINCE 1994 (INCLUDING POSTSEASON)

Team	W	L	T	Pct.
New England Patriots	212	105	0	.669
Pittsburgh Steelers	201	113	1	.640
Green Bay Packers	200	114	0	.637
Indianapolis Colts	183	128	0	.588

PLAYOFF WINNING PERCENTAGE SINCE 1994

Team	W	L	Pct.
New England Patriots	19	10	.655
Pittsburgh Steelers	17	10	.630
New York Giants	10	6	.625





Jonathan KRAFT

DIVISION TITLES: 96 97 01 03 04 05 06 07 09 10 11

CONFERENCE TITLES: 96 01 03 04 07 11

SUPER BOWLS: 01 03 04

★ ★ PRESIDENT ★ ★

Jonathan A. Kraft is the president of The Kraft Group, the holding company of the Kraft family's varied business interests. He is also the president of the three-time Super Bowl Champion New England Patriots. As president of the Patriots, Kraft oversees the management and strategic planning of each department within the organization. He also works closely with his father to represent the Patriots in all league matters and has served on multiple NFL owner committees.

Kraft's NFL obligations are only a small part of his day-to-day responsibilities, which are as diversified as the many different companies he oversees. The Kraft Group has a variety of interests concentrated in five specific areas: the distribution of forest products, paper and packaging manufacturing, sports and entertainment, real estate development and private equity and venture investing. As president, Kraft is responsible for overseeing the operations of each division.

Since his family purchased the team in 1994, Kraft has been the day-to-day driving force behind the rebuilding and rebranding of the franchise, bringing long-overdue stability to the once wayward organization. It has been a remarkable transformation, as the Patriots have evolved from worst to first in many categories, both on and off the field.

Once tenants in the league's poorest venue, the Patriots now play in one of the NFL's premier stadiums. Once last in the league in revenues, the Patriots now rank among the league's elite. Once a cellar dweller, the Patriots are now a perennial power.

In the first 18 years of the Kraft family's ownership, the Patriots have won more games and more often than any other NFL team, and Kraft has successfully implemented many initiatives that have accelerated the franchise's many worst-to-first transitions.

In the past decade, the Patriots set multiple NFL records and earned "Team of the Decade" acclaim from multiple publications. During the first decade of the 2000s, the Patriots established three NFL consecutive win streak records with a 10-game win streak in the postseason, a 21-game overall win streak (including playoff games) and a 21-game regular season win streak. Overall, the Patriots won 126 games during the decade, the most by any NFL team in one decade in the 92-year history of the league. The Patriots also became just the second team in NFL history to win three Super Bowls in four years and finished the decade with more Super

Bowl titles (3), conference titles (4), division titles (7), playoff wins (14), victories in a single season (18) and victories in a regular season (16) than any other team. During that time (2001-10), the Patriots won 121 regular season games and 135 games overall, the most by any franchise during any 10-year span in NFL history.

Of all the team's recent achievements, arguably the most significant contribution to the organization's future success was securing financial approval for the construction of a new world-class stadium, the first of its kind in the franchise's history. Kraft developed the creative private financing strategy for the \$325 million construction of Gillette Stadium. Many financial experts dismissed the viability of his plan, which relied on year-round club memberships for new clientele rather than the more conventional sale of private seat licenses to existing season ticket holders. Kraft's unprecedented plan was considered a financial risk, but proved to be universally successful.

Throughout the stadium initiative, no one was more involved in each phase of the project, including the planning, construction, opening and ongoing operation and development of Gillette Stadium. Kraft worked closely with stadium designers to create a world-class sports and entertainment facility that would highlight features indigenous to New England. His team not only delivered on the promise of a fan-friendly facility, but did so on time and under budget.

Kraft and the project team also drew praise for innovative environmental practices. In June of 2001, the Environmental Business Council presented The Kraft Group with the Environmental Award for Corporate Leadership. In May of 2002, the Kraft Group received New England's Environmental Merit Award from the U.S. Environmental Protection Agency for the development and construction of Gillette Stadium.

In 2002, Jonathan and Robert Kraft received the Sports Industrialists of the Year award, presented annually by *Sports Business Daily*. The Krafts opened the year celebrating New England's first Super Bowl championship. They christened their new stadium just a few months later, earning various awards

★ ★ ★ 2012 NFL OWNER COMMITTEES ★ ★ ★

- ★ Digital Media Committee - Chairman
- ★ Business Venture Committee



and acclaim for the project. They negotiated a new naming rights partnership with Gillette and celebrated a spectacular grand opening by hosting the 2002 season premiere of Monday Night Football as Super Bowl champions, presenting both the stadium and their 2001 Super Bowl banner to the fans of New England. One month later, the Krafts' Major League Soccer franchise, the New England Revolution, won the Eastern Conference to qualify for the MLS Cup, which drew over 61,000 fans to Gillette Stadium, the then-largest crowd in MLS history.

Prior to the Kraft family's ownership, the Patriots fan base was limited in range and scope. As a lifelong Patriots fan, Kraft was committed to expanding the Patriots fan base through an innovative multimedia outreach. Under his directive, the Patriots became the first professional sports team to launch an official Web site in March of 1995. Just two years later, the team debuted the first use of streaming video, offering a nightly video update. The Patriots' other Internet initiatives include a highly successful e-commerce division, providing Patriots fans around the world easy access to Patriots merchandise and apparel. In 2004, the team showed their commitment to globalizing the Patriots brand when they launched the NFL's first Chinese-language version of their website. Entering the 2012 season, the Patriots had 155 registered fan clubs in 21 countries. The Patriots are also among the top NFL teams in the NFL in terms of social media presence, with more than 3.5 million Facebook fans and 350,000 Twitter followers. As chair of the league's digital committee, Kraft continues to seek innovative ways to enhance the day of game experience for all of our fans. In 2012,

Gillette Stadium will feature one of the league's first in-bowl WiFi solutions so fans can stay connected throughout the game on their mobile devices.

In April of 1995, the Patriots began publishing *Patriots Football Weekly*, the first full-color weekly publication offered by a sports team. It appears on newsstands throughout New England and is distributed to Patriots fans throughout the world.

Following the Super Bowl XXXVI championship, Kraft commissioned the production of a DVD entitled "3 Games to Glory," providing fans an opportunity to re-live three of the most memorable games in franchise history. Since then, he has overseen the production of its sequels, "3 Games to Glory II," and "3 Games to Glory III," each featuring over five hours of behind-the-scenes content on a two-disc DVD set. The Patriots were the first team to produce and sell such extensive commemorative DVDs.

A Williams College graduate, Kraft also earned an MBA from Harvard Business School. He is on the board of directors for several organizations, including the Children's Hospital Trust and Pop Warner Little Scholars, Inc. Kraft also serves as a trustee at Williams College, Belmont Hill School and Massachusetts General Hospital.

He is also a member of the Overseers' Committee at Harvard Business School. Kraft is active in youth athletics, coaching Pop Warner football, youth soccer and Little League baseball in the greater Boston area. In 2006, he was the recipient of the Warner Award, named after Glenn S. "Pop" Warner. The award is presented annually and is considered Pop Warner's highest national honor.

Jonathan and his wife, Patti, have three children.



★ ★ ★ **A DECADE OF DOMINANCE (2000-09)** ★ ★ ★

When Robert Kraft purchased the New England Patriots in 1994, few would have thought that just 17 years later the franchise would be the undisputed team of the decade in the first decade of the new millennium. Kraft brought a winning vision to the organization and dedicated his resources to building a consistent winner. On Jan. 27, 2000, Kraft hired Bill Belichick to coach the team, and three months later the team drafted then-unheralded quarterback Tom Brady, putting the final pieces in place for the Patriots to become the most successful NFL team of the 2000s. The tallies listed below represent totals during the 2000-2009 seasons.

Super Bowl Titles

New England	3
Pittsburgh.....	2
Baltimore.....	1
Indianapolis.....	1
New Orleans.....	1
N.Y. Giants.....	1
Tampa Bay.....	1

Conference Titles

New England	4
Indianapolis.....	2
N.Y. Giants.....	2
Pittsburgh.....	2
10 Teams.....	1

Division Titles

New England	7
Indianapolis.....	6
Philadelphia.....	5
Pittsburgh.....	5
San Diego.....	5

Note: The Patriots also finished tied for the division lead twice during the 2000s but lost the division title on tiebreakers in 2002 and 2008.

Playoff Wins

New England	14
Philadelphia.....	10
Pittsburgh.....	10
Indianapolis.....	9
Baltimore.....	8

Playoff Winning Percentage

Team	W	L	Pct.
New England	14	4	.777
New Orleans	5	2	.714
Pittsburgh	10	4	.714
Arizona	4	2	.667
Carolina	5	3	.625
Baltimore	8	5	.615

Playoff Games Played

(Includes 2009 Wild Card Round)

New England	18
Philadelphia.....	18
Indianapolis.....	17
Pittsburgh.....	14
Baltimore.....	13
N.Y. Giants.....	11

Overall Wins

(Includes Regular Season and Playoffs)

New England	126
Indianapolis.....	124
Pittsburgh.....	113
Philadelphia.....	113
Baltimore.....	100

Overall Winning Percentage

(Includes Regular Season and Playoffs)

Team	W	L	T	Pct.
New England	126	52	0	.708
Indianapolis	124	53	0	.701
Pittsburgh	113	60	1	.652
Philadelphia	113	64	1	.638
Green Bay	98	71	0	.580

Most Victories in a Season

(Inc. Playoffs), 2000-09

Team	Year	W
New England	2007	18
New England	2003	17
New England	2004	17
Baltimore	2000	16
St. Louis	2001	16
Pittsburgh	2004	16
Indianapolis	2006	16
Indianapolis	2009	16
New Orleans	2009	16

Most Victories in a Single Regular Season, 2000-09

Team	Year	W
New England	2007	16
Pittsburgh	2004	15
New England	2003	14
New England	2004	14
Indianapolis	2005	14
Indianapolis	2009	14
St. Louis	2001	14

Most points scored in a game in the 2000s

Rk	Team	Date	Opp	PF	PA
1	NE	10/18/09	Ten	59	0
2	CIN	11/28/04	Cle	58	48
3	STL	10/01/00	SD	57	31
4	NE	11/18/07	Buf	56	10
4	KC	10/24/04	Atl	56	10
4	NYJ	09/28/08	Ari	56	35
4	PHI	09/23/07	Det	56	21

Total Point Differential, 2000-09

Team	PF	PA	Diff.
New England	4003	2897	+1106
Indianapolis	4269	3286	+983
Philadelphia	3758	2883	+875
Pittsburgh	3585	2779	+806
Green Bay	3921	3282	+639

Playoff Games Hosted

New England	9
Philadelphia.....	9
Pittsburgh.....	8
Indianapolis.....	8

Major Sports League Titles 2000-09

Los Angeles Lakers	NBA	4
New England Patriots	NFL	3
San Antonio Spurs	NBA	3
Boston Red Sox	MLB	2
Detroit Red Wings	NHL	2
Houston Dynamo	MLS	2
Los Angeles Galaxy	MLS	2
New Jersey Devils	NHL	2
New York Yankees	MLB	2
Pittsburgh Steelers	NFL	2
San Jose Earthquakes	MLS	2

Major Sports Conference Titles, 2000-09

Los Angeles Lakers	NBA	6
New England Patriots	NFL	4
New England Revolution	MLS	4
Los Angeles Galaxy	MLS	4
New York Yankees	MLB	4
Detroit Red Wings	NHL	3
New Jersey Devils	NHL	3
San Antonio Spurs	NBA	3

Seasons of NFL Playoff Advancement

Philadelphia.....	7
New England	6
Pittsburgh.....	5
Baltimore.....	4
Indianapolis.....	4
Green Bay.....	3
Oakland.....	3
Seattle.....	3
New Orleans.....	3



FOOTBALL STAFF

IN BILL
WE
TRUST



Bill BELICHICK

★ 38th NFL Coaching Season
★ 18th Head Coaching Season
★ 13th Season as Patriots Head Coach

SUPER BOWLS:
86 90 01 03 04

★ ★ HEAD COACH ★ ★

CONFERENCE TITLES:



Career Record – 205-109 (.653)

Regular Season – 187-101 (.649)

Postseason – 18-8 (.692)

Patriots Record – 168-64 (.724)

COACHING

Bill Belichick concluded his 38th season as an NFL coach and is the only head coach in NFL history to win three Super Bowl championships in a four-year span. He currently ranks in sixth place all time with 205 total victories as a head coach. His winning percentage of .653 ranks third in NFL history among coaches with 150 or more wins, trailing only George Halas (.682) and Don Shula (.666).

He won more regular-season games (123) and more games overall (136) during a ten-year stretch (2002-2011) than any other head coach in NFL history.

Belichick was hired by Patriots Chairman and CEO Robert Kraft on Jan. 27, 2000 and is in his 13th season as the team's head coach. In 13 seasons, Belichick has delivered three Super Bowl championships, five conference titles, 10 division crowns and 17 playoff victories, while posting an overall record of 168-64. Belichick directed the Patriots to victories in Super Bowls XXXVI (2001), XXXVIII (2003) and XXXIX (2004), and in 2007 he became the only NFL head coach to guide his team to a 16-0 regular season. From 2003 to 2004, Belichick directed the Patriots to an overall winning streak of 21 consecutive games, including the postseason, unprecedented in NFL annals.

Despite an NFL system designed to ensure parity, Belichick's program has produced a remarkable run of sustained on-field success. From 2001-11, the Patriots won 76.1 percent of their regular-season games (134-42), recording the highest winning percentage of any major American professional sports team over that span. Over a 100-game stretch from 2003-08, Belichick directed the team to an 82-18 record – the best record in any 100-game span in NFL history. Belichick has led the Patriots to a winning record

Comment About Bill Belichick

Mike Shanahan, two-time Super Bowl champion head coach, September 2006

"When I first got the job, Bill left Cleveland and people asked me how I would rank the head coaches. I had Bill number one and Joe Collier and Jeff Fisher as two and three. They kind of laughed at me at that time and they said, 'What do you mean? Why would you rank him there? He didn't have a lot of success in Cleveland.' I said, 'You just wait and see'."

DIVISION TITLES:



EXTRA POINTS

★ Bill Belichick spent 20 years as an assistant coach in the NFL and this is his 18th season as a head coach. According to the Elias Sports Bureau he is the only man in NFL history to serve 20 or more seasons as an assistant coach and at least 15 seasons as a head coach.

★ Belichick's Patriots teams own the all-time NFL records for consecutive total victories, including postseason games, (21 from 2003-04) and consecutive playoff victories (10 from 2001-05).

★ Coach Belichick's career winning percentage of .653 (205-109) ranks third all-time among head coaches with 150 or more wins, trailing only Hall of Famers George Halas (.682) and Don Shula (.666).

★ In 2007, Coach Belichick led the Patriots to the NFL's first 16-0 regular season and joined Halas and Shula as the only coaches in NFL history to direct their teams to an undefeated regular season.

★ Coach Belichick is the only head coach in NFL history to win three Super Bowls in four years (2001-04).

★ With 38 years of NFL coaching experience, Coach Belichick is the longest tenured among active NFL head coaches.

★ The 2011 AFC Championship was Bill Belichick's fifth conference championship as a head coach. Belichick's five conference titles are tied with Tom Landry for the second most in NFL history during the Super Bowl era. The only head coach to bring his team to the Super Bowl more times than Belichick was Don Shula (6).

★ Six former assistants on Coach Belichick's staffs are head coaches in the NFL or college in 2012. Four of Coach Belichick's former assistants are NFL general managers in 2012.



EXTRA POINTS

- ★ Belichick is the only head coach in NFL history to win at least 13 regular season games in five separate seasons.
- ★ Belichick is the first head coach in NFL history with 10 straight seasons with at least 10 victories.

in each of the last 11 seasons. For five straight seasons from 2003-07, Belichick's teams won the AFC East title and advanced in the playoffs, with the Patriots' five straight years of playoff advancement tying the second longest streak in NFL history. The only other NFL coach to have 10 consecutive winning seasons with one team since the 1970 merger was Tom Landry, who led the Dallas Cowboys to 16 consecutive winning seasons (1970-1985).

Belichick has compiled a career playoff record of 18-8, with his .692 playoff winning percentage placing fifth in NFL history behind Vince Lombardi (9-1, .900), Tom Flores (8-3, .727), Bill Walsh (10-4, .714) and Joe Gibbs (17-7, .708). Belichick's 18 career playoff wins rank third all-time, while New England's 16 playoff victories in the 2000s are tied for the highest total in any decade in NFL history.

Belichick's Patriots have rarely been rattled, able to consistently maintain leads and bounce back following losses. Since the beginning of the 2003 season, New England is 30-4 (.882) in regular season games following a loss, dropping back-to-back regular-season contests just four times over that span. Another hallmark of Belichick's teams has been their ability to consistently succeed against top competition. The Patriots have a record of 42-17 (.712) against playoff teams since the beginning of the 2003 season.

In addition, the Patriots have consistently maintained their focus throughout the year and have played their best football late in the season. Since 2001, the Patriots lead the

★★★ SUPER SUCCESS ★★★

Bill Belichick is one of just four head coaches to win three championships since the Super Bowl era began following the 1966 season. Coach Belichick joins three members of the Pro Football Hall of Fame in the exclusive club. Belichick is the only coach to win three Super Bowls in the post-1993 salary cap era.

MOST SUPER BOWL VICTORIES

Head Coach	Team	Titles	Seasons
Chuck Noll	PIT	4	1974, 1975, 1978, 1979
Bill Belichick	NE	3	2001, 2003, 2004
Joe Gibbs	WAS	3	1982, 1987, 1991
Bill Walsh	SF	3	1981, 1984, 1988

NOTE: Sorted by most recent championship. Super Bowls have determined NFL champion since 1966.

★★★ PLAYOFF SUCCESS ★★★

Coach Belichick has won 18 career playoff games, a total that is third-highest by a head coach in NFL history.

MOST PLAYOFF WINS BY AN NFL HEAD COACH

Coach	Team(s)	Wins
Tom Landry	Dallas Cowboys	20
Don Shula	Baltimore Colts, Miami Dolphins	19
Bill Belichick	Cleveland Browns, NE Patriots	18
Joe Gibbs	Washington Redskins	17
Chuck Noll	Pittsburgh Steelers	16

league with a 72-17 (.809) overall record in games played on Thanksgiving or later in the NFL season. As the season has gone on, the Patriots have only gotten better, posting an NFL-best 28-8 (.778) mark since 2001 in games played on Christmas or later in the NFL season. Since 2001, the Patriots have gone an NFL best 44-6 (.880) in the month of December. Since becoming Patriots head coach in 2000, Belichick is 47-8 in December with New England, the best record in December among head coaches with one team in NFL history (min. 25 games). George Seifert is second (27-6, .818).

In 2012, Belichick became the eighth head coach in NFL history to record 200 victories and in the process, guaranteed a .500 or better record for the Patriots for the 12th straight season. With a 12-4 regular-season record, Belichick has led New England to a winning record for 12 consecutive seasons (2001-2012). He also added to his NFL record streak of 10-win seasons. He also won his 18th career playoff game as a head coach, taking sole possession of third place all time in postseason victories for a head coach.

In 2011, Belichick guided the Patriots to a 13-3 record, his fifth AFC Conference Championship and the team's ninth division title in 12 years. The 2011 AFC Championship was Bill Belichick's fifth conference championship as a head coach. Belichick's five conference titles are tied with Tom Landry for the second most in NFL history during the Super Bowl era. The only head coach to bring his team to the Super Bowl more times than Belichick was Don Shula (6). Belichick is the only head coach in NFL history to win at least 13 regular-season games in five separate seasons. Coach Belichick has led the Patriots to a winning record for 11 consecutive seasons (2001-2011). The only other NFL coach to have at least 10 consecutive winning seasons with one team since the 1970 merger was Tom Landry, who led the

★★★ AMONG THE GREATS ★★★

Coach Belichick has 205 career wins and a career winning percentage of .653, placing third in NFL history among all NFL coaches with at least 150 career victories.

TOP WINNING PERCENTAGE AMONG HEAD COACHES WITH AT LEAST 150 WINS

Head Coach	Team(s)	Years	W	L	T	Pct.
George Halas	CHI	1920-29,33-42,	324	151	31	.682
		46-55,58-67				
Don Shula	BAL/MIA	1963-95	347	173	6	.666
Bill Belichick	CLE/NE	1991-95,00-11	205	109	0	.653
Curly Lambeau	GB/CHC/WAS	1921-53	229	134	22	.631

NOTE: Winning percentages are calculated using official NFL rules. Ties are not included in winning percentage prior to 1972. Since 1972, a tie counts as a half-win, half-loss.

Comment About Bill Belichick

Josh McDaniels, Offensive Coordinator/Quarterbacks Coach, New England Patriots, February 2009
(on Bill Belichick's impact on him)

"(He) has meant so much to me, not only professionally but personally. He's really mentored me, taught me how to be a good coach, taught me how to identify a way to win each week, taught me how to evaluate players, taught me how to be a part of the draft. He was a mentor in other ways, a very big influence in my life, from off-the-field things, decisions you had to make, those kinds of things. There was nothing that he turned me away for. He would always be there to give me his advice. To me, that's the greatest thing I got from him - he was willing to help me in any way to become a good coach and a good person."



Dallas Cowboys to 16 consecutive winning seasons (1970-1985). Additionally, Belichick has become the first coach in NFL history with nine straight seasons with at least 10 victories after guiding the Patriots to nine 10-plus seasons from 2003 through 2011.

Under Belichick's guidance, the Patriots finished the 2011 season with 6,848 total net yards, setting a new franchise record for most total net yards in a season. That total is fourth all-time in NFL history.

Belichick's recent accomplishments are the latest triumphs in an NFL coaching career that began in 1975 and during which he has helped produce five Super Bowl titles, seven conference championships and 16 division titles. Now in his 38th season in the NFL, he has more years of NFL experience than any of the other 31 head coaches. He won his first two Super Bowls as the defensive coordinator for the New York Giants in 1986 and again in 1990 before claiming three Super Bowl championships with the Patriots.

Belichick launched his coaching career in 1975 with the Baltimore Colts and continued as an assistant coach with Detroit (1976-77), Denver (1978) and the New York Giants (1979-1990).

Once he became Patriots head coach, Belichick needed just one season to successfully implement his plan for success. In 2001, his second season in charge, the Patriots rebounded from a 5-11 record in 2000 to improve to 11-5, tying what was then the franchise regular-season record for wins. With a 20-17 victory over the Rams in Super Bowl XXXVI, the Patriots tied the franchise's then-record of 14 overall wins. In 2003 and 2004, the Patriots eclipsed those marks in each season, posting identical 14-2 records in the regular season and notching 17 total wins and a Super Bowl title in each year.

From 2003-04, Belichick directed the Patriots through the most prosperous two-year period for any team in NFL history, netting back-to-back Super Bowl victories and consecutive 17-2 campaigns. The team's 34 victories from 2003-04

★★★ POSTSEASON PROWESS ★★★

Bill Belichick is the third winningest head coach in NFL playoff history, trailing only the legendary Vince Lombardi, whose name is emblazoned on the Super Bowl trophy, Tom Flores and Bill Walsh.

BEST POSTSEASON RECORDS IN NFL HISTORY

(Minimum 10 games)

Head Coach	Team(s)	W	L	Pct.
Vince Lombardi	GB/WAS	9	1	.900
Tom Flores	OAK/LA	8	3	.727
Bill Belichick	CLE/NE	18	8	.692
Bill Walsh	SF	10	4	.714

Comment About Bill Belichick

Junior Seau, 20-year NFL player, January 2008

"Coach Belichick is obviously the best coach you can ever have. What he does is so many other things besides the Xs and Os. He communicates well with his players and he's established himself in terms of his integrity and his ways of playing the game of football. I haven't met a guy that has so much passion and so much love for the game and so much knowledge and he's able to (transfer) that over to the players so they can learn. There's always a learning curve here every day for you. All you have to do is just listen. You want to play for a man like Belichick. You really do. And as much as he doesn't show it, he has a lot of love for his players. He really does."

★★★ ELITE COMPANY ★★★

Bill Belichick is one of nine NFL head coaches to win three or more championships since the league began postseason play in 1933. With the Patriots' victory in Super Bowl XXXIX, Belichick joined an exclusive club in which each of the eight other members has been enshrined in the Pro Football Hall of Fame.

HEAD COACHES WITH THREE OR MORE NFL TITLES (Listed alphabetically)

Head Coach	Championship Team(s)
Bill Belichick	New England Patriots
Paul Brown	Cleveland Browns
Weeb Ewbank	Baltimore Colts, New York Jets
Joe Gibbs	Washington Redskins
George Halas	Chicago Bears
Earl (Curly) Lambeau	Green Bay Packers
Vince Lombardi	Green Bay Packers
Chuck Noll	Pittsburgh Steelers
Bill Walsh	San Francisco 49ers

★★★ FOOTBALL FAMILY ★★★

Bill Belichick is one of only five head coaches in NFL history whose father played in the NFL. The others are Joe Walton, David Shula, Mike Nolan and Todd Haley. Belichick's father, Steve, played fullback for the Detroit Lions in 1941 and coached for 33 years at the Naval Academy.

mark the highest two-year win total in the NFL's 90-year history. An overall winning streak of 21 consecutive games, including the postseason – also unprecedented in NFL annals – spanned the two seasons. New England was undefeated at home in both 2003 and 2004, and set a franchise record by winning 21 straight home games from 2002-05.

The 2004 season saw the Patriots tie the regular-season record by a defending Super Bowl champion (14-2). New England capped off the year with another memorable playoff run, culminating in a 24-21 victory over the Philadelphia Eagles in Super Bowl XXXIX that made Belichick just the fourth head coach in NFL history to win at least three Super Bowl titles. Only one coach (Pittsburgh's Chuck Noll, 4) has won more Super Bowls. Belichick's three Super Bowl titles tie Washington's Joe Gibbs and San Francisco's Bill Walsh for second place on the NFL's all-time list. Noll, Gibbs and Walsh are all enshrined in the Pro Football Hall of Fame.

In 2005, New England won 11 games despite being forced to use 45 different starters, an NFL record for a division champion. After starting the season 4-4 and facing a rash of injuries, the Patriots won six of their next seven games to claim their third straight division title.

Comments About Bill Belichick

Steve Sabol, President NFL Films, June 2009

(on his choice for best NFL coach of the past decade)

"Bill Belichick. He is to this century what Paul Brown was to the previous century. With the way he has built teams, his strategic mind, the success he's had -- he would be my easy choice."

Rodney Harrison, 15-year NFL player

"I have a great deal of respect for him. He's the best coach that ever coached the game."

Comment About Bill Belichick

**Roger Staubach, Hall of Fame quarterback,
January 2005**

"He's really special. I've always been a Bill Belichick person. He's got great roots. He's got an aura about him. He's got the fire you want to see, but he always gives other people credit."

In 2006, Belichick directed the Patriots to a berth in the AFC Championship game for the third time in four years and for the fourth time in six seasons. New England won the AFC East division for the fourth consecutive season, and set a franchise record by allowing just 14.8 points per game. The Patriots' 14 total victories tied what was then the second highest total in franchise history.

In 2007, Coach Belichick earned Associated Press NFL Coach of the Year honors as the Patriots became the fourth team in the league's 90-year history to complete an undefeated regular season and the first to achieve the feat since the NFL increased the number of regular-season games to 16 in 1978. Belichick joined Pro Football Hall of Famers George Halas and Don Shula as the only head coaches to complete undefeated regular seasons. New England's 18 overall victories in 2007 tied the 1985 Chicago Bears and the 1984 San Francisco 49ers for the most in league history. New England became the first team in NFL history and the first major American pro sports team since 1884 to open a season with 18 straight wins. The Patriots set all-time NFL records for points scored (589), touchdowns (75) and point differential (+315) in addition to numerous individual and team records.

In 2008, Belichick led the Patriots to an 11-5 record – the team's sixth straight season with 10 or more wins and its eighth consecutive year with a winning record. Despite losing QB Tom Brady to injury for the final 15 games, New England ranked among the NFL's top 10 teams in 2008 in terms of yards gained (5th), points scored (8th), fewest yards allowed (10th) and fewest points allowed (8th), marking just the fourth time the club finished in the top 10 in all of those categories since joining the NFL in 1970. At the conclusion of the regular season, the Patriots were among the league's hottest teams, winning five of their last six games and going undefeated in December (4-0).

In 2009, the Patriots finished the season with a 10-6 record, claiming the AFC East division for the seventh time in

★★★ HALL OF FAMERS ★★★

From 1981-88, Coach Belichick tutored the linebackers for the New York Giants. His unit featured Lawrence Taylor and Harry Carson, both of whom are enshrined in the Pro Football Hall of Fame.

★★★ THE BELICHIK LIBRARY ★★★

Coach Belichick is an avid collector of football-related books, and along with his late father, Steve, amassed a library of more than 800 volumes. The library is believed to be one of the largest collection of football books in the world, behind the Pro Football Hall of Fame and the Library of Congress. In 2006, Coach Belichick moved his entire library to the Naval Academy, where his father coached for 33 years. The books are housed in a display at Ricketts Hall in Annapolis for future generations of football players, coaches and fans to enjoy.

★★★ HONORS & AWARDS ★★★

Coach Belichick has been honored with numerous awards in recognition of his success with the Patriots. He has earned NFL Coach of the Year honors by the Associated Press three times (2003, 2007 and 2010) and has finished in the top five in AP voting for NFL Coach of the Year Award nine times (1994, 2001, 2002, 2003, 2004, 2005, 2007, 2008 and 2010). Below is a sampling of the recognition he has earned since 2001:

2010 NFL COACH OF THE YEAR HONORS

- Associated Press
- Peter King's SI.com
- *Pro Football Weekly*

2007 NFL COACH OF THE YEAR HONORS

- Associated Press
- *Sporting News*
- *Pro Football Weekly/PFWA*
- *USA Today*
- SI.com
- *Dallas Morning News*
- Kansas City's 101 Football Awards – AFC Coach of the Year

2004 NFL COACH OF THE YEAR HONORS

- *Sports Illustrated*
- SI.com
- Fox TV/Terry Bradshaw

OTHER 2004 HONORS

- ESPY Award – Best Coach/Manager
- U.S. Sports Academy Amos Alonzo Stagg Coaching Award

2003 NFL COACH OF THE YEAR HONORS

- Associated Press
- *The Sporting News*
- *Pro Football Weekly/PFWA*
- *Sports Illustrated*
- *Football Digest*
- SI.com
- NFL.com
- *Dallas Morning News*
- *San Francisco Chronicle*
- NFL Alumni
- Fox TV/Terry Bradshaw
- Victor Awards
- Kansas City's 101 Football Awards – AFC Coach of the Year

OTHER 2003 HONORS

- *Time Magazine's* 100 most powerful and influential people in the world

2001 NFL COACH OF THE YEAR HONORS

- *Sports Illustrated*
- College & Pro Football Newsweekly
- *Dallas Morning News*
- ESPN
- CNN/ISI
- Kansas City's 101 Football Awards – AFC Coach of the Year
- *USA Today's* All-Joe Team

nine years. The Patriots won more than half of their games in 2009 for the ninth straight year and were the first team to do so in nine straight seasons since free agency began in 1993. The Patriots became the fifth team to win more than half of their games in nine straight seasons since the 1970 AFL-NFL merger, joining the 49ers (16 straight from 1983-98), the Cowboys (16 straight from 1970-85), the Raiders (11 straight from 1970-80) and the Steelers (9 straight from 1972-80).

In 2010, Coach Belichick led a very young squad to an NFL-best 14-2 record, a division title, its eighth playoff appearance in his 11 seasons as New England's head coach and received several major awards in the process. Belichick was named Associated Press Coach of the Year for the third time, joining Don Shula (four-time winner) and Chuck Knox as the only three-time winners. In addition, Belichick earned Peter King's SI.com and *Pro Football Weekly* Coach of the Year.

Coach Belichick guided the Patriots to a league best 518 points scored, second in franchise history behind the NFL record 589 points in 2007 and seventh in NFL history. One season New England scored more than 500 points for the second time in team history was the club record +28 turnover differential. Belichick's constant emphasis on protecting the football paid off with two NFL records. The Patriots went seven consecutive games without committing a turnover. No other NFL team had gone longer than four straight games without turning the ball over. The Patriots had just 10 turnovers in 2010 (5 interceptions and 5 fumbles), setting an NFL record for fewest turnovers in a season.

Belichick returned to the Patriots as head coach after three seasons with the New York Jets (1997-99) as the team's assistant head coach/secondary coach, holding the responsibility of calling the team's defensive plays. In 1998, the Jets surrendered just 266 points, propelling the team to its first division title. After finishing the regular season with a franchise-best 12-4 overall record, the Jets advanced to the AFC Championship game. In his first season with the Jets in 1997, his defense surrendered just 287 points, an average of 17.9 points per game, marking a significant 10.5-point improvement per game from 1996.

BEGINNING OF A COACHING CAREER

Belichick began his coaching career after graduating from Wesleyan University and accepting a staff assistant position with the Baltimore Colts in 1975. At the age of 23, he was named special assistant to Head Coach Ted Marchibroda. In 1976, Belichick joined Rick Forzano's staff with the Detroit Lions as an assistant special teams coach. The following year, he was given his first positional coaching assignment as the Lions' tight ends and receivers coach. In 1978, Denver Broncos Head Coach Red Miller hired Belichick as the assistant special teams coach and assistant to defensive coordinator Joe Collier.

Comments About Bill Belichick

Jim Brown, Hall of Fame running back, April 2002

"Let me tell you about someone I do admire. (Bill Belichick) of the New England Patriots has been in the prisons with me. He's met gang members in my home; he's met gang members in Cleveland. He's put up money. He's opened up areas of education for us very quietly and very strongly."

Joe Torre, four-time World Series winning baseball manager, June 2006

"What he does, what (Bill) Belichick does with the team concept, it makes our jobs easier as other managers and coaches."

Comment About Bill Belichick

Tony LaRussa, World Series-winning baseball manager, July 2012

"I get a big kick out of the perception publicly -- all the media, and mostly the fans, because they don't see [and] he doesn't give you much. "He's not there to draw attention to himself. But if you get in a social situation around Bill, he's got so much personality. He's interesting. He's funny. He's a great friend. I can't respect our relationship more than I do. He's about as good a friend as you can expect to have. If you go to dinner, you're going to talk about a lot of subjects. It's real apparent that Bill has no ego. He's not there to impress you on his championships. He's just sharing and asking. He shares with guys he knows are interested. It's like going to graduate school times 100."

Comment About Bill Belichick

Urban Meyer, two-time NCAA national championship-winning Head Coach, April 2009

(on his visit to New England Patriots offseason program)

"I saw the way, in my mind, the best coach in professional sports - not basketball, not football, not baseball, but in all sports - handled his team.... we're talking about arguably one of the greatest coaches of all time."

NEW YORK GIANTS (1979-90)

In 1979, Belichick joined Ray Perkins' staff with the New York Giants as a defensive assistant and special teams coach, launching a 12-year tenure with the Giants. After the 1980 campaign, he drew the added responsibility of coaching the Giants linebackers. In 1983, he began coordinating the defense on Bill Parcells' staff and continued coaching the linebackers, a unit that would become known as one of the most dominant groups of all-time, featuring Pro Football Hall of Famers Lawrence Taylor and Harry Carson. He was officially appointed defensive coordinator in 1985, a position he held for the next six seasons. During his time as the Giants' defensive signal caller, his units were never ranked lower than 11th in the NFL and finished as high as second in the league three times, including the Super Bowl seasons of 1986 and 1990. His contributions with the Giants throughout the 1980s brought him national recognition as one of the best young assistant coaches in the NFL.

CLEVELAND BROWNS (1991-95)

Prior to joining the Patriots, Belichick spent five seasons (1991-95) rebuilding the Cleveland Browns, whose 3-13 finish the year prior to his arrival was the worst in the history of the franchise. By 1994, the Browns were again one of NFL's best teams, boasting the second-best record in the AFC. Belichick's first head coaching opportunity came following the 1990 season, when his defensive efforts with the New York Giants helped claim a second Super Bowl title in five years. At the age of 38, he became the NFL's youngest head coach. In his first season, Belichick began the rebuilding process by restoring the foundation of the aging squad he inherited. In 1991, the Browns improved to 6-10 and played in 11 games that were decided by a touchdown or less.

Comments About Bill Belichick

Kirk Ferentz, Head Coach University of Iowa

"If you love football, you love working for him. I've never been around a better listener than Bill. I always thought he was very easy to communicate with - very honest, very direct and very open."

Scott Pioli, General Manager Kansas City Chiefs, January 2008

"There's no hidden agenda here. You're supposed to know what your job is and do your job. It's an easy set of circumstances to work with."

Nick Saban, Head Coach University of Alabama

"Bill is a great friend and has done a tremendous job for a long time. He certainly taught me a lot and has been a real positive mentor to me."

Jim Schwartz, Head Coach Detroit Lions, January 2009 (as told to Sports Illustrated)

"I'll be forever indebted to Bill for starting me in the business and giving me the kind of education that's gotten me to this point."
(On young football staff in Cleveland)

"We were all first timers in the NFL with no families. Fifteen years later you realize how special that group was. It was like getting a PhD in Footballology. Bill had a soft spot for people who came up the way he did."

★ ★ ★ ★ BILL BELICHICK'S YEAR-BY-YEAR RESULTS ★ ★ ★ ★

Year	Team	Position	Regular Season			Playoffs		
			W	L	T	W	L	Finish
1975	Baltimore Colts	Special Assistant	10	4	0	0	1	AFC East Division Champions
1976	Detroit Lions	Asst. Special Teams	6	8	0			
1977	Detroit Lions	Asst. Special Teams/TEs/WRs	6	8	0			
1978	Denver Broncos	Asst. Special Teams/ Asst. to Defensive Coordinator	10	6	0	0	1	AFC West Division Champions
1979	New York Giants	Special Teams	6	10	0			
1980	New York Giants	Special Teams	4	12	0			
1981	New York Giants	Special Teams/Linebackers	9	7	0	1	1	3rd Place NFC East - Wild Card
1982	New York Giants	Special Teams/Linebackers	4	5	0			
1983	New York Giants	Linebackers	3	12	1			
1984	New York Giants	Linebackers	9	7	0	1	1	2nd Place NFC East - Wild Card
1985	New York Giants	Defensive Coordinator	10	6	0	1	1	2nd Place NFC East - Wild Card
1986	New York Giants	Defensive Coordinator	14	2	0	3	0	Division/Super Bowl Champions
1987	New York Giants	Defensive Coordinator	6	9	0			
1988	New York Giants	Defensive Coordinator	10	6	0			
1989	New York Giants	Def. Coordinator/Secondary	12	4	0	0	1	NFC East Division Champions
1990	New York Giants	Def. Coordinator/Secondary	13	3	0	3	0	Division/Super Bowl Champions
1991	Cleveland Browns	Head Coach	6	10	0			
1992	Cleveland Browns	Head Coach	7	9	0			
1993	Cleveland Browns	Head Coach	7	9	0			
1994	Cleveland Browns	Head Coach	11	5	0	1	1	2nd Place AFC Central - Wild Card
1995	Cleveland Browns	Head Coach	5	11	0			
1996	New England Patriots	Asst. Head Coach/Secondary	11	5	0	2	1	AFC East Division/ AFC Champions
1997	New York Jets	Asst. Head Coach/Secondary	9	7	0			
1998	New York Jets	Asst. Head Coach/Secondary	12	4	0	1	1	AFC East Division Champions
1999	New York Jets	Asst. Head Coach/Secondary	8	8	0			
2000	New England Patriots	Head Coach	5	11	0			
2001	New England Patriots	Head Coach	11	5	0	3	0	AFC East Division/Super Bowl Champions
2002	New England Patriots	Head Coach	9	7	0			
2003	New England Patriots	Head Coach	14	2	0	3	0	AFC East Division/Super Bowl Champions
2004	New England Patriots	Head Coach	14	2	0	3	0	AFC East Division/Super Bowl Champions
2005	New England Patriots	Head Coach	10	6	0	1	1	AFC East Division Champions
2006	New England Patriots	Head Coach	12	4	0	2	1	AFC East Division Champions
2007	New England Patriots	Head Coach	16	0	0	2	1	AFC East Division/ AFC Champions
2008	New England Patriots	Head Coach	11	5	0			
2009	New England Patriots	Head Coach	10	6	0	0	1	AFC East Division Champions
2010	New England Patriots	Head Coach	14	2	0	0	1	AFC East Division Champions
2011	New England Patriots	Head Coach	13	3	0	2	1	AFC East Division/ AFC Champions
2012	New England Patriots	Head Coach	12	4	0	1	1	AFC East Division Champions
38-Year NFL Totals			359	234	1	30	16	
18-Year NFL Head Coach Totals			187	101	0	18	8	
13-Year Patriots Head Coach Totals			151	57	0	17	7	

bold indicates head coaching seasons



Following back-to-back 7-9 campaigns in 1992 and 1993, the Browns improved to 11-5 in 1994, a mark that is still tied for the second highest victory total in the 61-year history of the Browns franchise. The 1994 squad was defined by its defense, which allowed a league-low 204 points. In their return to the playoffs, the Browns defeated the Patriots, 20-13, in a first-round Wild Card game on New Year's Day 1995.

The 1995 season was disrupted by the mid-season announcement that the Cleveland Browns franchise would be moved to Baltimore at the conclusion of the campaign. The announcement caused an undeniable mid-season distraction contributing to a 5-11 finish. Belichick did not accompany the franchise's move to Baltimore after the 1995 season.

AN ASSISTANT WITH THE PATRIOTS

Patriots fans witnessed Belichick's impact on a team firsthand in 1996 when he joined the Patriots after five seasons as the head coach of the Cleveland Browns. That year, the Patriots claimed their first division title in 10 years with an 11-5 record and won their first two playoff games at Foxboro Stadium to advance to Super Bowl XXXI. The 1996 Patriots defense allowed just 19.6 points per game and forced 34 turnovers, second in the AFC. In two playoff games, the defense allowed just nine points combined, propelling the Patriots to a berth in Super Bowl XXXI against Green Bay.

Eight former assistant coaches on Coach Belichick's staffs in Cleveland or New England have gone on to become head coaches at the NFL or collegiate level. Two current NFL head coach and four college head coaches worked on Belichick staffs: Detroit's Jim Schwartz, Kansas City's Romeo Crennel, Alabama's Nick Saban Iowa's Kirk Ferentz, Kansas' Charlie Weis and Penn State's Bill O'Brien.

PHILANTHROPY

Throughout his career, Coach Belichick has been active in a wide array of charitable endeavors in New England, New York, Cleveland and beyond.

Coach Belichick has been involved in the establishment of scholarship programs in New England, Maryland and Ohio. He has supported and participated in events to aid Wesleyan University, his alma mater, which established a full, four-year scholarship for incoming students, named the Belichick Scholarship. Additionally, he has presented the Steve Belichick Award in conjunction with the Annapolis Touchdown Club. The award, presented in the name of Coach Belichick's father, a longtime Naval Academy assistant coach, honors an Annapolis resident deeply involved in sports without seeking a spotlight for their achievements.

Upon returning to New England in 2000, Belichick established an annual scholarship recognizing an outstanding student athlete at Annapolis High School.

Coach Belichick has dedicated his time to sharing his vast experience and insight with high school coaches, many of whom are building their own coaching careers and are shaping the next generation of football players. In 2010, Belichick was the keynote speaker at Rutgers University's coaching clinic. In 2009, he addressed more than 500 Florida high school coaches at the Florida Gators Coaching Clinic. In previous years, Belichick has also addressed high school coaches at USA Football's New England Coaching Camp and has spoken with Alabama high school coaches at the Alabama Coaching Clinic. Coach Belichick was also a keynote speaker at the Frank McGuire Foundation's coaching seminar, addressing 600 New York-area high school coaches.

Coach Belichick has also lent his support to numerous foundations and fundraisers. He participated in the Samsung's Four Seasons of Hope annual fundraising gala, where he introduced longtime friend Jon Bon Jovi to a list of honorees



In the spring of 2009, Bill Belichick and then Notre Dame head coach Charlie Weis joined Jon Bon Jovi on stage to help support Hannah and Friends, a foundation created by Weis to benefit individuals with special needs.

Comment About Bill Belichick

Jeff Davidson, Offensive Line Coach Minnesota Vikings, August 2007

"You pick up a little from a lot of different coaches, but Bill was the smartest guy I've worked with. If I ever had a question about tight end routes or coverages, I always knew where to go to first because he always had all the answers. That's just the way he is. The perception is that Bill is a defensive coordinator, but he could literally coach any position. I was always amazed about how football savvy he was about any position, and any form of offense, just everything to do with the game. He basically taught every assistant how to be a good coach."

that included Joe Torre, Arnold Palmer, Magic Johnson and Boomer Esiason. The star-studded affair raised over \$500,000 to aid children and families in need. He was honored by Roxbury Comprehensive Community Center (RoxComp) and presented with the "Healthy Living Award." He is also a supporter of Hall of Famer Jim Brown's Amer-I-Can Foundation and has made speeches and appearances for Brown's foundation. He also supports Hannah and Friends, a foundation founded by longtime colleague Charlie Weis to benefit individuals with special needs.

In addition, in 2010 Coach Belichick lent his support to a charity called Friends of Jaclyn, an organization that helps children with cancerous brain tumors be "adopted" by teams of all levels. He served as co-chair of a gala event in Boston that raised awareness for Friends of Jaclyn.

Since becoming Patriots head coach, Coach Belichick has participated in dozens of community events in New England, including the Best Buddies Challenge, the March of Dimes Walk America, the Rodman Ride for Kids, RoxComp's Reading is the Best Medicine Program and the Mayors Cup Regatta on the Charles River to benefit AccesSportAmerica, a charity dedicated to the fitness of children and adults with disabilities. He is a supporter of the Pawtucket Police Athletic League. He has also participated in several events benefitting the Lazarus House, a non-profit charity serving the homeless of Merrimack Valley.

While in Cleveland, the Belichick family launched a charitable foundation benefitting the Zelma George Home, a shelter for homeless women and children. The Belichicks also established an annual scholarship awarded to an Annapolis High School senior for academic and athletic achievement.

ACADEMICS

Coach Belichick has received prestigious awards from two alma maters: Wesleyan University and Phillips Academy in Andover, Mass. At Wesleyan's commencement in 2002, Coach Belichick received the prestigious Baldwin Medal, awarded annually by the Wesleyan University Alumni Association. It recognizes outstanding contributions to public interest and to

Wesleyan. In 2005, he received a Doctor of Humane Letters degree from Wesleyan. He was inducted into the Wesleyan University Athletic Hall of Fame in 2008. He is proud to remain close to his Phillips Academy roots, where he was bestowed the Distinguished Alumni Award in 1987 and the Distinguished Service Award in 2008. He was also honored at Phillips Academy when the school declared a day in his honor in 2002. Belichick was also among the 2011 inductees for Phillips Andover Academy's Athletics Hall of Honor.

Coach Belichick has enjoyed several annual offseason visits to New England schools to interact with students. Speaking engagements included visits to Southern Connecticut State University, Boston College, Wesleyan, Brown University, Salem State College, Phillips Andover Academy and a panel discussion on sports at the Fenn School's Alumni Dinner. He was a guest speaker at the 2006 NCAA Lacrosse All-American banquet held at the Final Four in Philadelphia and at the 2008 NCAA Lacrosse Championship Banquet at Gillette Stadium. In 2004, he received honorary doctorates at Boston University and the New England Institute of Technology, where he also delivered the commencement address to over 900 graduates. In 2008, he addressed a group of 100 Foxborough-area middle school students and hosted them at a screening of the movie "The

Express." Coach Belichick also delivered the commencement address at Suffield Academy in 2011.

PLAYING

Belichick lettered in football, lacrosse and squash while attending college at Wesleyan University in Middletown, Conn. He earned three letters in football while competing at center and tight end. As a senior, he was named captain of his lacrosse team. He was inducted into the Wesleyan University Athletics Hall of Fame as part of its inaugural class in 2008.

EDUCATION OF A COACH

In 2005, legendary author and historian David Halberstam wrote *The Education of a Coach*, a book which chronicled Bill Belichick's life and career in football.


PERSONAL

Bill Belichick was born April 16, 1952 in Nashville, Tenn., and raised in Annapolis, Md. His father, Steve, played fullback for the Detroit Lions in 1941 and coached for 33 years at the Naval Academy. Bill was a standout prep athlete at Annapolis High, where he has since been inducted into the school's Hall of Fame. He attended Phillips Academy in Andover, Mass., before enrolling at Wesleyan, where he earned his bachelor's degree in economics in 1975.

NEW ENGLAND PATRIOTS WIN 2009-2010 OUTSTANDING OVERALL PLAYER DEVELOPMENT AWARD

After receiving top honors for the team's financial education seminars three of the last four years, the NFL Player Development Department awarded the New England Patriots with the 2009-2010 Outstanding Overall Player Development Award. At the annual meetings in March of 2010, awards were given to the NFL Player Development departments in the areas of financial education, continuing education, career development and life skills, with the Outstanding Overall Player Development Award honoring the club that excels in programming in all four areas of player development.

In addition to their financial education, the NFL Player Development Department identified a few of the Patriots' recent initiatives as strengths of the program, including a safe boating program that was designed to raise awareness of risks after the boating tragedy that claimed the lives of two NFL players in the Gulf of Mexico last year. The team was also credited with their creative implementation of life skills training sessions. Boston Celtics Head Coach Doc Rivers was a guest speaker at one of the sessions this year.



Josh BOYER

- ★ 13th Coaching Season
- ★ 7th NFL Season
- ★ 7th Patriots Season

★★ CORNERBACKS ★★

COACHING

Josh Boyer is in his first season as cornerbacks coach on Head Coach Bill Belichick's staff after three seasons as defensive backs coach. Boyer joined the Patriots as a coaching assistant in 2006, serving in that role for three seasons.

In 2011, Boyer coached a defensive backfield that helped the Patriots lead the AFC in turnover differential (+17), was tied for third in the NFL in total take-aways (34) and tied for second in the NFL in interceptions (23).

Under his guidance in 2011, Kyle Arrington tied for the NFL lead with seven interceptions. The 2011 season was the second consecutive years Patriots defensive back finished in the top two in the NFL in interceptions.

Boyer began his coaching career in 2000 as an assistant coach at King's College (Pa.). He served as a graduate assistant at the University of Dayton (2001) and Kent State (2002-2003) before becoming defensive backs coach at Bryant University in 2004. In 2005, he served as defensive coordinator for the South Dakota School of Mines and Technology.

PLAYING

Boyer was a four-year starter at Muskingum College (Ohio) from 1996-99, playing wide receiver for three years before switching to defensive back as a senior. He was named All-Ohio Athletic Conference as a senior defensive back in 1999.

PERSONAL

Boyer is a native of Heath, Ohio. He was a two-time Academic All-Conference selection at Muskingum. He graduated in 2000 with a degree in physical education and health.

★★★★★ BOYER'S COACHING CAPSULE ★★★★★

Years	Team	Position
2000	King's College (Pa.)	Assistant
2001	University of Dayton	Graduate Assistant
2002-03	Kent State	Graduate Assistant
2004	Bryant University	Defensive Backs
2005	S.D. School of Mines & Technology	Defensive Coordinator
2006-08	New England Patriots	Coaching Assistant
2009-11	New England Patriots	Defensive Backs
2012	New England Patriots	Cornerbacks



Moses CABRERA

- ★ 13th Coaching Season
- ★ 2nd NFL Season
- ★ 2nd Patriots Season

★★ ASST. STRENGTH & CONDITIONING ★★

COACHING

Moses Cabrera is in his second season as the Patriots assistant strength and conditioning coach, where he assists head strength & conditioning coach Harold Nash in the team's year-round conditioning program. Cabrera was named to the position on March 31, 2011 after one season as an assistant strength coach at the University of Colorado. During his time in Boulder, Cabrera was responsible for the implementation of strength and conditioning programs for the school's football team.

Prior to his season at Colorado, Cabrera spent six years as an assistant strength coach at Fresno State where he

was responsible for the design and implementation of strength and conditioning programs for incoming football players, men's basketball, women's lacrosse and women's soccer.

Cabrera held graduate assistant strength coach positions from 2001-04 at Oral Roberts University, the University of Nebraska at Omaha and Fresno State.

PERSONAL

Moses Cabrera was born on Aug. 20, 1978 and raised in Deming, N.M. Cabrera graduated from Oral Roberts University in 2000 with a bachelor of science in kinesiology health and exercise science.

★★★★★ CABRERA'S COACHING CAPSULE ★★★★★

Years	Team	Position
2000-01	Oral Roberts University	Graduate Assistant
2001-02	University of Nebraska at Omaha	Graduate Assistant
2002-03	Fresno State	Graduate Assistant
2004	University of Nebraska at Omaha	Graduate Assistant
2004-10	Fresno State	Assistant Strength Coach
2011-12	New England Patriots	Assistant Strength Coach





COACHING

Ivan Fears, a 37-year coaching veteran, is in his 22nd season in the NFL and his 16th with the New England Patriots in 2012. He returned to New England in 1999 and since then has enjoyed nine division championships, five conference titles and three Super Bowl championships. He is in his 11th season as running backs coach, after having coached New England's wide receivers from 1999-2001 and previously from 1991-92.

Under Fears' guidance in 2011, BenJarvus Green-Ellis was the third running back in Patriots history with back-to-back 10-plus touchdown seasons and Danny Woodhead's career rushing average of 5.160 became the highest in franchise history among any players with at least 100 rushing attempts.

Coch Fears led the running backs group to a record-setting season in 2010, ranking in the top 10 in the NFL in rushing yards per game (123.3) and rushing yards per attempt (4.3). Fears' group only fumbled twice on 454 rushing attempts, tops in the NFL. BenJarvus Green-Ellis (1,008) became the first 1,000 rusher since Corey Dillon in 2004. Newcomer Danny Woodhead set a franchise mark with 5.6 yards per carry (minimum 90 attempts), topping Don Calhoun's previous team mark of 5.59 set in 1976. The group ran for 1,973 total yards, averaged better than four yards per carry for the fourth consecutive season and was second in the NFL with 19 rushing touchdowns as part of an attack that finished ninth in the NFL in rushing and eighth in total offense.

Despite starting four different players at the position, the Patriots running game still produced 1,921 yards with 19 rushing touchdowns in 2009 to help the Patriots finish with the third ranked offense and place sixth in the NFL in points scored. For the third consecutive season, the Patriots rushing attack averaged over 4 yards per carry. The Patriots had not achieved that level of consistency at the running back position for the last quarter century.

In 2008, the Patriots had their best rushing season in more than 20 years, averaging 4.4 yards per carry and totaling 2,278 yards and 21 rushing touchdowns. Fears' running backs also helped to consistently sustain drives, as the Patriots led the league in rushing first downs (145) and in drives of 10 plays or longer (38). Sammy Morris set a career high with 727 rushing yards, and Kevin Faulk accounted for 993 total yards from scrimmage.

Fears has helped the Patriots finish in the top 10 in offense seven times in the last eight seasons: 2011 (2), 2010 (8), 2009 (3), 2008 (5), 2007 (1), 2005 (7) and 2004 (7).

In 2007, the Patriots averaged 4.1 yards per rush in the regular season, posting the team's highest average rushing gain in 22 seasons, and the Patriots' 17 rushing touchdowns were the second highest total for the team in the last 20 years.

In 2006, Fears helped coach a rushing attack that averaged 123.1 yards per game, including a 236-yard rushing performance at Cincinnati (10/1). Corey Dillon became the NFL's active career rushing leader and scored 13 touchdowns on the ground.

The 2005 season saw healthy production from the running backs despite injuries that forced the Patriots to start four different players at the position. Six different running backs combined to rush for 1,388 yards on 395 carries in 2005. Additionally, Dillon tied his then career high in 12 rushing touchdowns despite missing four games due to injury.

In 2004, the Patriots enjoyed one of the finest rushing seasons in franchise history as the team averaged 4.07 yards per carry, the most since 1985 (4.13-yard avg.). The Patriots

ran for more than 200 yards in a game on three occasions, including a 210-yard performance in the divisional playoffs. Additionally, the team's 225 rushing yards against Cleveland (12/5) were the most in any game since 1993. Dillon set the team's single-season rushing record with 1,635 yards and led the NFL with an average of 109.0 yards per game in which he appeared.

The 2003 season saw the Patriots exceed the 100-yard rushing plateau as a team in eight of 16 regular-season games, an improvement on their five games exceeding the century mark in 2002. The Patriots also passed the 100-yard mark in two of three postseason contests, including a 127-yard output in their victory in Super Bowl XXXVIII.

Fears took on running backs duties in 2002, and in his first season the position produced 1,508 yards rushing – the second highest total by the Patriots since 1996.

As receivers coach in 2001, Fears helped both Troy Brown and David Patten produce career years. Brown established a franchise record with 101 receptions for a career-high 1,199 yards and earned his first trip to the Pro Bowl. It was Brown's first 1,000-yard season. Patten, who entered the season with just 71 career receptions in four seasons, claimed the starting role opposite Brown and was credited with 51 receptions for 749 yards and four touchdowns.

Fears originally joined the professional coaching ranks as the receivers coach on Dick MacPherson's staff with the Patriots in 1991. After two seasons in New England, he accepted a position with the Bears in Chicago, where he coached the receivers for six seasons (1993-98) before returning to New England in 1999.

In 1991, his receiving corps featured Irving Fryar, Greg McMurtry and Michael Timpson. That year, Fryar turned in the first 1,000-yard season of his career, finishing with 1,014 yards on 68 receptions (14.9 avg.).

In 1993, he joined the Chicago Bears and inherited the team's first-round selection, Curtis Conway. In 1994, the Bears added Jeff Graham, a reserve receiver from the Steelers, and Fears helped develop the two into one of the premier receiving tandems in the league over a two-year span. In his first year with the Bears, Graham started 15 games and led the team with 68 receptions for 944 yards. In 1995, Conway and Graham became the first receiving tandem in franchise history to each record over 1,000 yards receiving in a single season. In 1996, Conway produced a career-high 81 receptions for 1,049 yards and became the first Bear in franchise history to record back-to-back 1,000-yard seasons.

Fears began his coaching career as a graduate assistant at William & Mary in 1976. In 1977, he drew his first positional responsibilities coaching receivers. His next two seasons (1978-79), he coached quarterbacks before accepting the role as receivers coach at Syracuse in 1980, a position he held for the next 10 seasons.

PLAYING

A three-year letterman as a running back at William & Mary (1973-75), his playing career was cut short after undergoing three knee operations during his collegiate career.


PERSONAL

Ivan Fears was born Nov. 15, 1954 in Portsmouth, Va. He grew up in Suffolk, Va., where he starred at John Yates High and was twice named the school's Outstanding Player of the Year. He also earned all-state honors as a senior. Ivan and his wife, Beverly, have three children, Joshua, Aaron and Kimberly.



★★★★★ FEARS' COACHING CAPSULE ★★★★★

Years	Team	Position
1976	William & Mary	Graduate Assistant
1977	William & Mary	Receivers
1978-79	William & Mary	Quarterbacks
1980-90	Syracuse	Receivers
1991-92	New England Patriots	Receivers
1993-98	Chicago Bears	Receivers
1999-01	New England Patriots	Receivers
2002-12	New England Patriots	Running Backs



Brian FLORES

- ★ 5th Coaching Season
- ★ 9th NFL Season
- ★ 9th Patriots Season



★★ SAFETIES ★★

COACHING

Brian Flores is enjoying his first season as safeties coach and his fifth coaching season in 2012. Flores spent the 2011 season as a defensive assistant and 2010 as an offensive assistant/special teams coach. Flores joined the Patriots coaching staff as a coaching assistant in 2008 after four seasons with the Patriots personnel department. He joined the organization in 2004 as a scouting assistant and was assigned pro scouting duties prior to the 2006 season.

PLAYING

Flores joined the Patriots upon his graduation from Boston College, where he was a three-year letter winner

and a two-year starter at linebacker. He was a part of four bowl-winning teams with the Eagles and was a member of the 2003 Big East All-Academic Team.

PERSONAL

A native of Brooklyn, N.Y., Flores attended Poly Prep in Brooklyn, where he was a running back and linebacker. He holds a bachelors degree in English and a master's degree in administrative studies from Boston College.

Flores and his wife Jennifer, a Spanish teacher at North Attleboro Middle School School, were married in 2009. He was born Feb. 24, 1981 in Brooklyn, N.Y.

★★★★★ FLORES'S COACHING CAPSULE ★★★★★

Years	Team	Position
2008-09	New England Patriots	Coaching Assistant
2010	New England Patriots	Offensive Assistant/Special Teams
2011	New England Patriots	Defensive Assistant
2012	New England Patriots	Safeties



GEORGE GODSEY

- ★ 9th Coaching Season
- ★ 2nd NFL Season
- ★ 2nd Patriots Season

★★ TIGHT ENDS ★★

COACHING

George Godsey enters 2012 in his first season as tight ends coach. Godsey was originally added to Head Coach Bill Belichick's staff as an offensive assistant on Feb. 17, 2011.

Godsey previously spent seven seasons (2004-2010) at the University of Central Florida. He was the running backs coach in 2009 and 2010 and the quarterbacks coach from 2005-08 after originally joining the staff as a graduate assistant in 2004.

PLAYING

Godsey played quarterback at Georgia Tech from 1998 through 2001 where he set the record for career completion

percentage (63.3) and ranks second in career pass efficiency rating (143.64). During his senior season at Georgia Tech in 2001, Godsey was coached by former Patriots offensive coordinator/quarterbacks coach Bill O'Brien, who held the same position at Georgia Tech. He later spent one season in the Arena Football League with the Tampa Bay Storm and was part of the 2003 team that won the Arena Bowl title.

PERSONAL

A native of Tampa, Fla., Godsey was born on Jan. 1, 1979 and hails from a strong football family. His father played football for Bear Bryant at Alabama, older brother played at the Air Force Academy and younger brother suited up at both quarterback and tight end for Notre Dame.



★★★★★ **GODSEY'S COACHING CAPSULE** ★★★★★

Years	Team	Position
2004	University of Central Florida	Graduate Assistant
2005-08	University of Central Florida	Quarterbacks
2009-10	University of Central Florida	Running Backs
2011	New England Patriots	Offensive Assistant
2012	New England Patriots	Tight Ends



Patrick GRAHAM

- ★ 11th Coaching Season
- ★ 4th NFL Season
- ★ 4th Patriots Season

★★ DEFENSIVE LINE ★★

COACHING

Patrick Graham was appointed defensive line coach for the 2012 season after coaching linebackers in 2011.

Under Graham's guidance in 2011, the linebacking corps was part of a defense that finished third in the NFL with 34 total takeaways. Jerod Mayo finished the season with 103 tackles, becoming the first player in New England history to register 100 tackles in his first four NFL seasons.

Graham was a defensive assistant coach for the 2010 season and was a coaching assistant 2009. Graham joined the Patriots after two seasons as a graduate assistant at Notre Dame (2007-08), where he worked with the defense. He previously spent three seasons coaching Richmond; one as assistant defensive line coach (2004) and two as tight ends coach (2005-06). Prior to coaching at Richmond, Graham spent two seasons as a graduate assistant at Wagner College (2002-03).

PLAYING

Graham played on the defensive line at Yale, seeing playing time as a junior and senior.

PERSONAL

He earned a bachelor's degree in sociology from Yale in 2001 and had a concentration of studies in economics and African American studies. A decorated student-athlete and Yale Merit Scholar, Graham earned the Jackie Robinson scholarship, Yale University Scholarship, Yankee Gas Scholarship and the State Heisman Trophy.

Graham is married to Pamela, and was born Jan. 24, 1979 in Des Plaines, Ill.

★★★★★ **GRAHAM'S COACHING CAPSULE** ★★★★★

Years	Team	Position
2002-03	Wagner	Graduate Assistant
2004	Richmond	Defensive Line
2005-06	Richmond	Tight Ends
2007-08	Notre Dame	Graduate Assistant
2009	New England Patriots	Coaching Assistant
2010	New England Patriots	Defensive Assistant Coach
2011	New England Patriots	Linebackers
2012	New England Patriots	Defensive Line





Pepper JOHNSON

★ 13th Coaching Season
★ 26th NFL Season
★ 13th Patriots Season

SUPER BOWLS
86 90 01 03 04

★ ★ LINEBACKERS ★ ★

COACHING

Pepper Johnson is enjoying his 26th season in the NFL, including his 13th season on Bill Belichick's coaching staff. Johnson has been a part of five Super Bowl championship teams, earning a pair of rings during his illustrious 13-year playing career and also contributing to three championship teams as a Patriots assistant coach. All five of his championship rings have been earned while teamed with Coach Belichick.

In 2012, Johnson returns to coaching the Patriots linebackers, having previously coached the inside linebackers from 2001-03 followed by eight seasons mentoring the defensive line. Johnson began his coaching career with New England in 2000 as assistant linebackers coach. Under his guidance last season, Mark Anderson and Andre Carter both finished the year with 10.0 sacks. It was the third time in Patriots history that two players finished with double-digit sacks. Carter earned his first career Pro Bowl invitation and DL Vince Wilfork earned his third straight (fourth overall).

In 2010, the defensive line was a key component of a unit that surrendered only 19.6 points per game (8th in the NFL) and DL Vince Wilfork earned his second straight Pro Bowl invitation (third overall) after leading the defensive line with 87 tackles.

In 2009, the Patriots defense allowed just 17.8 points per game (5th in the NFL) and NT Vince Wilfork earned his second Pro Bowl berth after he led the defensive line with 65 total tackles.

In 2008, the defensive line contributed to a Patriots defense that allowed 19.3 points per game and ranked second in the NFL in forced three-and-outs as the team posted an 11-5 overall record.

In 2007, the defensive line contributed to a Patriots defense that ranked fourth in the league in yards allowed per game (288.3), the least allowed by a Patriots defense since 1979. The defensive line also helped hold opponents to an average of less than 100 yards rushing per game in 2007 and allowed just seven total rushing touchdowns. Defensive end and co-captain Ty Warren finished second on the team in tackles (83) and nose tackle Vince Wilfork was voted to his first Pro Bowl.

In 2006, the defensive line was a key component of a defense that set the franchise record in points allowed per game (14.81). Anchored by the defensive line, the Patriots defense was ranked in the top five in the NFL for the final 10 weeks of the season, and the New England defense ended the season tops in fourth down conversion percentage. Defensive co-captain Richard Seymour was selected to his fifth consecutive Pro Bowl, and Warren had a breakout year, submitting career highs in tackles (117) and sacks (7.5). Wilfork finished fourth on the team with 81 tackles despite missing the final three games, and top reserve Jarvis Green notched a career-high 7.5 sacks.

In 2005, Johnson tutored a defensive line whose

performance down the stretch helped the Patriots claim four wins in December to clinch the division title. In those four December games, New England allowed a total of just 125 rushing yards, an average of only 31.3 rushing yards per game. Former first-round draft choices Warren and Wilfork each started all 16 games and reached career-high tackle totals. Wilfork's 91 stops placed second on the team, while Warren's 77 tackles ranked third.

In his first season as defensive line coach in 2004, Johnson successfully integrated young talent with a solid veteran presence to form a versatile unit. The line was key in helping New England's run defense rank sixth in the NFL, and the defensive line accounted for 14.5 sacks on the season. Seymour earned his third straight Pro Bowl nod, while Warren, a second-year pro, and Wilfork, a rookie, each came into their own as top-line NFL starters.

In 2003, Johnson coached an inside linebackers unit that was a key part of a defense that held its opponents to a then franchise-record and NFL-best 14.9 points per game. The inside linebacking corps was a major reason the Patriots ranked fourth in the NFL in run defense in 2003, up from 31st in the league in 2002. In addition, inside linebacker Tedy Bruschi returned two interceptions for touchdowns and credited one of Johnson's practice drills with improving his reaction to the ball.

Johnson originally joined Coach Belichick's staff as part of the NFL's summer coaching fellowship in the summer of 2000. He spent the season with the Patriots as a defensive assistant, working primarily with the linebackers. In 2001, he joined the staff as the inside linebackers coach, the same position at which he excelled for 13 NFL seasons. After injuries sidelined Ted Johnson and Bryan Cox in 2001, Bruschi made the transition from outside to inside linebacker and helped fuel the Patriots defense through a season-ending win streak that culminated with a Super Bowl title. In 2002, linebackers Roman Phifer and Ted Johnson finished first and second in tackles with 109 and 96 tackles, respectively. It was the first time two linebackers led the Patriots in tackles since 1994.

PLAYING

Johnson started 158 of 193 regular season games and played for four different teams during his 13-year NFL career from 1986-98. The two-time Pro Bowl performer won Super Bowl titles as a member of the New York Giants in 1986 and again in 1990. His presence helped form one of the most dominant defensive units in the history of the game. In 13 seasons, he totaled over 1,200 tackles, including 25.5 sacks. He also forced 12 fumbles, recovering eight, and intercepted 14 passes, including two that he returned for touchdowns. In a game against the Tampa Bay Buccaneers in 1991, he set a franchise record with 4.5 sacks. He played seven seasons with the Giants (1986-92) before joining the Cleveland Browns in 1993. In 1994, he recorded a career-high with 207 tackles for the Browns. He signed with the

Detroit Lions for one season in 1996 before being reunited with Bill Belichick in New York when he signed with the Jets in 1997. He played two seasons with the Jets before retiring in 1999. In his first season with the Jets, he was voted team captain before the start of the regular season. A midseason injury vs. New England (10/19/97) sidelined him for the remainder of the season, but he returned as team captain and started every game for the Jets in 1998. Prior to his injury, he had not missed a game or a practice in 11-plus NFL seasons.

A two-time co-captain and defensive MVP at Ohio State, Johnson was drafted by the New York Giants in the second round of the 1986 NFL Draft after an All-American campaign as a senior for the Buckeyes in 1985.

PERSONAL

Thomas "Pepper" Johnson was born July 29, 1964 in Detroit, Mich. He was nicknamed "Pepper" by an aunt who observed his ritual of sprinkling pepper on his breakfast

cereal as a youngster. After an all-star prep career at MacKenzie High in Detroit, Johnson was named to Michigan's all-decade team for the 1980s. Johnson became a scholar-athlete at Ohio State, where he majored in counseling and physical education. In 1999, his alma mater named him to the school's all-century team. In 2001, he was inducted into the Ohio State Hall of Fame. He formed Pepper Johnson Enterprises, a non-profit community organization that operates in Detroit to support youth and anti-crime programs. Johnson's many philanthropic endeavors have earned him honors for his work with Special Olympics, the March of Dimes, the Make-a-Wish Foundation, Children's Leukemia Foundation and Pepper Johnson's Youth Foundation. He is also a supporter of the Michael Landon Foundation, the Carol M. Baldwin Breast Cancer Research Foundation, Dylan MalaMala Cystic Fibrosis Foundation and the Trey Whitfield Foundation. While in New York, he sponsored a charity golf tournament on Long Island to benefit a home for babies born to drug-addicted mothers. Johnson has a son, Dionte, and a daughter, Aanjeya.

★★★★★ JOHNSON'S COACHING CAPSULE ★★★★★		
Years	Team	Position
2000	New England Patriots	Asst. Linebackers
2001-03	New England Patriots	Inside Linebackers
2004-11	New England Patriots	Defensive Line
2012	New England Patriots	Linebackers





**Joe
JUDGE**

- ★ 8th Coaching Season
- ★ 1st NFL Season
- ★ 1st Patriots Season

★★★ SPECIAL TEAMS ASSISTANT ★★★

COACHING

Joe Judge was named special teams assistant on May 10, 2012. Judge comes to the Patriots after a three-year stint at the University of Alabama as a football analyst under coach Nick Saban. While on the Alabama staff, Judge was a member of two National Championship teams in 2009 and 2011 and assisted with the special teams units. With Judge's assistance, Alabama ranked No. 14 nationally in punt returns and No. 19 in kickoff returns.

Prior to going to Alabama, Judge spent a season at Birmingham-Southern where he tutored the linebackers in 2008. He began his coaching career at Mississippi State as a graduate assistant under Sylvester Croom from 2005 through the 2007 season.

PLAYING

Judge played for Mississippi State from 2000-04, earning three letters as playing several positions. He was voted special team's captain and was also named to the SEC Academic Honor Roll and made the Dean's List.

PERSONAL

Judge played quarterback and strong safety during a four-year high school career at Landsdale (Pa.) Catholic High school. He was named All Area as a junior and senior.

He was born on December 31, 1981 in Philadelphia, Pa. His father, Joseph, played football at Temple and professionally with the Hamilton Tigercats of the CFL.

★★★★★ JUDGE'S COACHING CAPSULE ★★★★★		
Years	Team	Position
2005-07	Mississippi State	Graduate Assistant
2008	Birmingham-Southern	Linebackers
2009-11	Alabama	Football Analyst/Special Teams Assistant
2012	New England Patriots	Special Teams Assistant





Josh MCDANIELS

★ 13th Coaching Season
 ★ 12th NFL Season
 ★ 9th Patriots Season



★ OFFENSIVE COORDINATOR/QUARTERBACKS ★

COACHING

Josh McDaniels was named New England Patriots offensive coordinator/quarterbacks coach for the 2012 season after he re-joined the Patriots coaching staff in January 2012 as an offensive assistant. The 2012 season will be McDaniels' ninth season with the Patriots and his fourth as the team's offensive coordinator.

In 2011, McDaniels was offensive coordinator for the St. Louis Rams. Under McDaniels' guidance, Rams RB Steven Jackson eclipsed the 1,000-yard mark for the seventh consecutive season despite running behind an offensive line that started eight different combinations over the course of the season.

McDaniels spent the 2009-10 seasons as the head coach of the Denver Broncos after serving as an assistant with the Patriots from 2001-08. While in New England, McDaniels played a key role on a staff that won three Super Bowl titles and four AFC championships in his eight seasons with the organization.

He was a personnel assistant on the 2001 team that defeated the Rams in Super Bowl XXXVI, served as a defensive assistant on the 2003 club that won Super Bowl XXXVIII and was promoted to quarterbacks coach in 2004, a season that culminated with a victory over the Eagles in Super Bowl XXXIX.

During McDaniels' first season in Denver, QB Kyle Orton set career highs for pass attempts, completions, passing yards, touchdown passes and passer rating while tying his career low for interceptions. Orton's 3,802 yards were the sixth highest for a season in Broncos history. In 2010, the Broncos ranked seventh in the NFL in passing yards per game and finished 13th in total yards per game. WR Brandon Lloyd led the NFL in receiving yards with 1,448 and finished second in the AFC with 11 touchdown catches en route to his first Pro Bowl invitation.

In addition to his role with Patriots quarterbacks, McDaniels added the title of offensive coordinator in 2006. In his second season as New England's offensive play caller,

McDaniels oversaw a unit that broke several NFL records, including points scored, touchdowns scored and most players scoring a touchdown.

Under McDaniels' tutelage, 2007 NFL MVP Tom Brady broke the NFL record for touchdown passes in a season (50) and led the league in both passing yards (4,806) and passer rating (117.2). Brady also set franchise marks in nearly every major passing category, while WR Wes Welker set the franchise record for receptions in a season (112) and WR Randy Moss broke the NFL record for touchdown receptions with 23. The Patriots offense also posted the franchise's highest average yards per rush in 22 seasons with 4.1 yards per carry and the team's 17 rushing touchdowns were the second highest total in the previous 20 years.

Brady went to three Pro Bowls during his five seasons with McDaniels serving as his position coach. After Brady suffered a season-ending knee injury in the 2008 regular-season opener, another McDaniels protégé, Matt Cassel, led the club to a 10-5 record as a starter. In his first season as an NFL starter, Cassel posted the third-best completion percentage in Patriots history (63.4) while passing for 3,693 yards with 21 touchdowns and 11 interceptions.

Prior to joining Bill Belichick's staff, McDaniels spent one season as a graduate assistant under Nick Saban at Michigan State.

PLAYING

McDaniels attended John Carroll University, where he played quarterback and wide receiver for the Blue Streaks from 1995-98. McDaniels was a college teammate of former Rams linebacker London Fletcher and Patriots Director of Player Personnel Nick Caserio.

PERSONAL

A native of Canton, Ohio, McDaniels is the son of one of the most well-respected high school coaches in the country. Thom McDaniels was a finalist for the NFL High School Coach of the Year award this year, and Josh benefitted from growing up in a football family.

Josh and his wife Laura have three children.

★★★★★ MCDANIELS' COACHING CAPSULE ★★★★★

Years	Team	Position
1999	Michigan State	Graduate Assistant
2001	New England Patriots	Personnel Assistant/Coaches Assistant
2002-03	New England Patriots	Coaching Assistant
2004-05	New England Patriots	Quarterbacks
2006-08	New England Patriots	Offensive Coordinator/Quarterbacks
2009-10	Denver Broncos	Head Coach
2011	St. Louis Rams	Offensive Coordinator/Quarterbacks
2012	New England Patriots	Offensive Coordinator/Quarterbacks





Harold NASH

- ★ 8th Coaching Season
- ★ 8th NFL Season
- ★ 8th Patriots Season

★★ HEAD STRENGTH & CONDITIONING ★★

COACHING

Harold Nash enters his second season as head strength and conditioning coach for the 2012 season. His first six seasons (2005-10) on Head Coach Bill Belichick's staff were as assistant strength and conditioning coach.

Nash's responsibilities with the Patriots include implementing the team's year-round conditioning program. Nash also assisted in coordinating the Patriots' player development programs from 2005-10. After receiving top honors for the teams financial education program for three of the last four years, Nash and the Patriots Player Development program were awarded the 2009-10 Outstanding Overall Player Development Award.

Nash is in his eighth season as a full-time coach following an all-star career as a defensive back in the Canadian Football League and is a veteran of 13 seasons of mentoring young athletes. Beginning in 1994 and continuing throughout his CFL tenure, Nash served as an assistant to highly-regarded speed coach Tom Shaw, assisting over 30 college defensive backs in their preparations for the NFL Draft. Starting in 2000, he also worked with the Nike Football Group to teach speed, agility and quickness to some of the nation's top college prospects.

PLAYING

Nash was a defensive back in the Canadian Football League for 11 seasons from 1994-2004. He was a three-time all-star and recorded a total of 367 tackles and 24 interceptions while playing for the Shreveport Pirates (1994-95), Montreal Alouettes (1996-99), Winnipeg Blue Bombers (1999-2003) and Edmonton Eskimos (2004). Nash is Winnipeg's all-time leader in pass knockdowns and was selected to the West All-Star squad while playing with the Blue Bombers in 2000 and 2001. He also earned the nod as a CFL All-Star in 2001 and earned East All-Star recognition in 1997 while playing for Montreal.

Nash attended the University of Southwestern Louisiana (now Louisiana-Lafayette), where he joined the team as a walk-on and played defensive back for four seasons. He was voted a permanent team captain by his peers in recognition of his leadership, and earned the Cajun Spring Training Award from the coaching staff in recognition of his work ethic. Following his college career, Nash signed with the New York Giants as an undrafted free agent and was a member of the team during training camp in 1993.

PERSONAL

Harold Nash, Jr. was born on May 5, 1970 in New Orleans, La. He earned a bachelor of science degree in humanities from the Southwestern Louisiana. Nash and his wife, Dwan, have a son, Harold Nash III.

★★★★ NASH'S COACHING CAPSULE ★★★★★

Years	Team	Position
2005-10	New England Patriots	Asst. Strength and Conditioning
2011-12	New England Patriots	Head Strength and Conditioning



Scott O'BRIEN

- ★ 31st Coaching Season
- ★ 22nd NFL Season
- ★ 4th Patriots Season

★★ SPECIAL TEAMS ★★

COACHING

Scott O'Brien was hired as the Patriots' special teams coach on Feb. 3, 2009 and is in his 22nd NFL season in 2012. Prior to joining the Patriots, he spent two seasons as the Denver Broncos' special teams coordinator. He served as the special teams coach on Head Coach Bill Belichick's staff with the Cleveland Browns from 1991-95. O'Brien was named the NFL Special Teams Coach of the Year by his peers in 1994.

O'Brien has previously served as special teams coach for four NFL teams — Cleveland (1991-95), Baltimore (1996-98), Carolina (1999-2004) and Denver (2007-08). Additionally, he took on added responsibilities as Carolina's assistant head coach for his six-year tenure with the Panthers and also

spent two seasons (2005-06) with the Miami Dolphins as coordinator of football operations/assistant to the head coach on Nick Saban's staff.

In 2011, O'Brien coached special teams captain Matthew Slater to his first career Pro Bowl berth as one of only two players in the NFL to be invited as a special teams player. Kicker Stephen Gostkowski led the AFC and finished third in the NFL with 143 points. Return specialist Julian Edelman returned his second career punt for a touchdown and is the all-time franchise leader with a 12.4 yard average per punt return. Additionally, Zoltan Mesko led the AFC and finished third in the NFL with a 41.5 net punting average. His 46.5 average overall in 2011 was the best in team history.

The 2010 season was a truly successful season for

Coach O'Brien's special teams units. The Patriots scored four touchdowns on special teams, tied for the most under O'Brien's watch in his 18 seasons as a special teams coach. Brandon Tate returned two second-half kickoffs for touchdowns - a 97 yarder at home vs. Cincinnati (9/12) and a 103 yarder at Miami (10/4). In that same Monday night game in Miami, Patrick Chung blocked a second half punt and a field goal, becoming the first NFL player since 2003 to do both in a single game. Under O'Brien's tutelage, Julian Edelman set a franchise record for the best punt return average in a single season with a 15.3-yard punt return average in 2010. Edelman set another franchise record with a 94-yard punt return for a touchdown in the second quarter vs. Miami (1/2).

In 19 seasons as an NFL special teams coach, O'Brien's units have produced 35 special teams touchdowns - including 20 punt returns for touchdowns, 11 kickoff returns for touchdowns, two blocked field goals for a touchdown one fake field goal for a touchdown and one blocked punt for a touchdown. Of the 12 NFL players that have returned two punts for a touchdown in the same game, three have done so under the guidance of Scott O'Brien: Eric Metcalf with Cleveland in 1993, Jermaine Lewis with Baltimore in 1997 and Steve Smith with Carolina in 2002.

While there have been 12 teams that have had two kickoff returns for a touchdown in the same game, there has been only one time in NFL history that two different players have returned kickoffs for a touchdown in the same game since the 1970 merger. That accomplishment occurred under O'Brien in Baltimore during the 1998 season when Patrick Johnson and Corey Harris returned consecutive kickoffs for a touchdown vs. Minnesota on Dec. 13. It is also the only time since the merger that two different players have returned consecutive kicks for a touchdown.

Over six seasons from 1999-2004, O'Brien served as the Carolina Panthers' assistant head coach/special teams, presiding over a unit that produced 11 special teams

touchdowns during that period while allowing the lowest opponent kickoff return average (19.8) over that span. During O'Brien's tenure in Carolina, the Panthers had a league-high six kickoffs returned for touchdowns and were one of only two NFL teams to not allow a kickoff return for a touchdown over that span.

O'Brien began his NFL coaching career when Belichick hired him to coach the Cleveland Browns' special teams in 1991. During O'Brien's five seasons with the Browns (1991-95), Cleveland tied for the NFL lead with eight special teams touchdowns while also becoming the only NFL team to not allow a special teams score over that span. Under O'Brien's tutelage, Cleveland punt returner Eric Metcalf earned Pro Bowl honors in 1993 and 1994 while leading the NFL with four punt returns for touchdowns over those two seasons.

When the Browns franchise moved to Baltimore and became the Ravens in 1996, O'Brien remained with the club and served for three more seasons (1996-98) as special teams coach. Baltimore had six special teams touchdowns in those three seasons, including four on punt returns.

O'Brien coached for 11 seasons in the college ranks before entering the NFL. He got his start in coaching at his alma mater, working as an assistant coach at Wisconsin-Superior from 1980-82. He went on to coach linebackers and special teams at UNLV (1983-85) and Rice (1986), and also served a four-year stint (1987-90) as the special teams coach at Pittsburgh before entering the NFL in 1991.

PLAYING


O'Brien played linebacker at Wisconsin-Superior and following his collegiate career he was signed to contracts by the Green Bay Packers and the Toronto Argonauts of the Canadian Football League.

PERSONAL

O'Brien was born on June 25, 1957 in Superior, Wisc. He is married to the former Shawn Kinney, who earned her doctorate degree in psychology from Pittsburgh.

★ ★ ★ ★ O'BRIEN'S COACHING CAPSULE ★ ★ ★ ★

Years	Team	Position
1980-82	Wisconsin-Superior	Assistant Coach
1983-85	Nevada-Las Vegas	Linebackers/Special Teams
1986	Rice University	Linebackers/Special Teams
1987-90	University of Pittsburgh	Special Teams
1991-95	Cleveland Browns	Special Teams
1996-98	Baltimore Ravens	Special Teams
1999-04	Carolina Panthers	Asst. Head Coach/Special Teams
2005-06	Miami Dolphins	Coordinator of Football Ops/Assistant to the Head Coach
2007-08	Denver Broncos	Special Teams Coordinator
2009-12	New England Patriots	Special Teams



**Chad
O'SHEA**

- ★ 17th Coaching Season
- ★ 10th NFL Season
- ★ 4th Patriots Season

★ ★ WIDE RECEIVERS ★ ★

COACHING

Chad O'Shea was hired as the Patriots' receivers coach on Feb. 25, 2009. He is entering his 17th coaching season and his 10th NFL season.

The Patriots wide receivers had a record-setting year in 2011. Wes Welker set a franchise record with 1,569 receiving yards and became the second player in NFL history to record a second 120-catch season, joining

Cris Carter, when he caught a league-high 122 passes. Additionally, Patriots receivers aided Tom Brady to the second-most passing yards (5,235) in a single season in NFL history.

The 2010 season saw the return of one of the most prolific postseason receivers of all time to the Patriots roster. With Deion Branch back on the team, the Patriots passing game flourished, finishing second in the NFL



in net yards per passing play. Under Coach O'Shea's tutelage, Branch had a resurgent season and Wes Welker had another stellar year after successfully returning from a serious knee injury suffered late in the 2009. Welker tied for sixth in the NFL with 86 catches, earning his third straight Pro Bowl invitation.

In 2009, Wes Welker (1,348) and Randy Moss (1,264) both went over 1,000 yards receiving. Welker led the NFL with 123 receptions, while Moss tied for the NFL lead with 13 touchdown receptions.

O'Shea joined the Patriots in 2009 after spending three seasons as offensive assistant/wide receivers coach for the Minnesota Vikings (2006-08), assisting Minnesota's offensive coordinator and the Vikings' wide receivers coach. In 2008, Minnesota wide receiver Bernard Berrian ranked second in the NFL with an average of 20.8 yards per catch and the Vikings offense led the NFL with 13 touchdown receptions of 20 yards or longer. In 2007, the Vikings offense tied a team record with 19 plays of 50 yards or longer.

O'Shea's first NFL experience came with the Kansas City Chiefs, where he served as a volunteer special teams assistant in 2003 and assisted with special teams and linebackers for two seasons from 2004-05. In 2003, Kansas City had an NFL-best four special teams touchdowns while leading the NFL in both kick return and punt return average. The following season, the Chiefs set

a team record for kick return yards (1,820) as Dante Hall returned two kickoffs for touchdowns.

Prior to entering the NFL, O'Shea spent seven years coaching in the college ranks at his alma mater, the University of Houston (1996-99), and Southern Mississippi (2000-02). After graduation, he was a graduate assistant at Houston in 1996 and was hired as Houston's wide receivers coach in 1997. He took over as TE/special teams coach in 1998 and added the title of recruiting coordinator in 1999. In 2000, he began a three-year stint as Southern Mississippi's special teams coach and recruiting coordinator. During his time with the Eagles, his units blocked 21 kicks.

PLAYING

O'Shea played quarterback at Marshall University for two seasons (1991-92) before finishing his playing career at Houston (1994-95). He was team captain his senior season at Houston.

PERSONAL

Chad O'Shea was born on Dec. 18, 1972 in Houston. His father, Mike, served as a longtime athletic trainer in the collegiate and NFL ranks, including a stint with the Baltimore Colts. O'Shea received his bachelor's degree in psychology in 1995 from Houston. Chad and his wife, Melissa, have two daughters, Claire and Grace, and a son, Mick.

★ ★ ★ ★ O'SHEA'S COACHING CAPSULE ★ ★ ★ ★ ★		
Years	Team	Position
1996	University of Houston	Graduate Assistant
1997	University of Houston	Wide Receivers
1998	University of Houston	Tight Ends/Special Teams
1999	University of Houston	Tight Ends/Special Teams/Recruiting Coordinator
2000-02	Southern Mississippi	Special Teams/Recruiting Coordinator
2003	Kansas City Chiefs	Volunteer/Assistant Special Teams
2004-05	Kansas City Chiefs	Assistant Special Teams/LBs
2006-08	Minnesota Vikings	Offensive Assistant/WRs
2009-12	New England Patriots	Wide Receivers



Matt
PATRICIA

★ 15th Coaching Season
★ 9th NFL Season
★ 9th Patriots Season

SUPER BOWL: 04

★ ★ DEFENSIVE COORDINATOR ★ ★

COACHING

Matt Patricia enters his first season as a defensive coordinator and ninth year coaching in the NFL after being named defensive coordinator on May 10, 2012. Patricia spent five seasons as the Patriots' linebackers coach and one season coaching the safeties.

Last season, Patricia coached the safeties as part of a defensive unit that led the AFC in interceptions (23) and takeaways. Patricia's coaching also aided a Patriots defense that led the AFC in turnover differential (+17) and takeaways (34), which was tied for third highest in the NFL.

In 2010, inside linebacker and co-captain Jerod Mayo led the NFL with 193 tackles, earned a spot on the Associated Press All-Pro team and his first Pro Bowl berth. Gary Guyton became the first Patriots player to score two defensive touchdowns in a season since Tedy Bruschi in

2003 when he returned an interception 59 yards for a touchdown in the season opener vs. Cincinnati (9/12) and picked up a fumble for a 35 yard score at Chicago (12/12). Coach Patricia tutored a linebacking corps that allowed the eighth fewest points per game in 2010 (19.6), including an average of only 9.4 over the final five games.

In 2009, Mayo and Guyton finished first and second on the team in total tackles, and outside linebacker Tully Banta-Cain became just the second Patriots player to record 10 sacks in the past 14 years. As a unit, the linebackers contributed 22 of the team's 31 sacks and helped limit opponents to an average of 17.8 points per game, fifth best in the NFL.

In 2008, Patricia tutored Mayo, the rookie linebacker who led the Patriots and all NFL rookies and ranked 10th overall in the NFL in tackles. Overall, eight different players



started games for the Patriots at linebacker that season, while Mayo excelled, earning Associated Press Defensive Rookie of the Year honors.

In 2007, Patriots linebackers contributed to a defense that ranked fourth in the league in yards allowed per game (288.3) and second in total sacks (47). Mike Vrabel tallied a career-high 12.5 sacks, the third-highest single-season total in Patriots history. Inside linebacker Tedy Bruschi led the team in tackles for the second straight year with 99 and veteran linebacker Junior Seau recorded a career-high three interceptions.

In 2006, the Patriots linebackers were a key component of a defense that set the franchise record in points allowed per game (14.81) and was ranked in the top 5 in the NFL in rush defense for the final 10 weeks of the season. The Patriots linebackers also helped hold the line on a defense that was tops in the league in opponents' fourth down conversions and passer rating within the 30-yard line.

In 2005, Patricia assisted in tutoring an offensive line that allowed just 28 sacks, marking the first time in a decade the Patriots had allowed fewer than 30 sacks in two straight seasons.

Prior to joining the Patriots, Patricia spent six seasons in the college ranks. Immediately preceding his move to the NFL, he was an offensive graduate assistant at Syracuse for three seasons. Prior to joining the Orangemen, he spent two seasons (1999-2000) as the defensive line coach at Amherst College. Patricia's first coaching experience came in 1996, when he served as a graduate assistant at his alma mater, Rensselaer Polytechnic Institute.

PLAYING

Patricia was a standout offensive lineman at R.P.I., playing both center and guard. He helped his senior class to an overall record of 31-8 and the Engineers won three ECAC Championships during his collegiate career.

PERSONAL

Matt Patricia was born on Sept. 13, 1974 and was raised in Sherrill, N.Y. He attended Vernon-Verona-Sherrill Central School, where he lettered in football and wrestling. He earned his bachelor's degree in aeronautical engineering from R.P.I. and later earned a master's degree in education from the University of Massachusetts. Matt and his wife, Raina, were married in the summer of 2009 and have a son, Dominic.

★ ★ ★ ★ PATRICIA'S COACHING CAPSULE ★ ★ ★ ★

Years	Team	Position
1996	R.P.I.	Graduate Assistant
1999-00	Amherst	Defensive Line
2001-03	Syracuse	Graduate Assistant
2004	New England Patriots	Coaching Assistant
2005	New England Patriots	Assistant Offensive Line
2006-10	New England Patriots	Linebackers
2011	New England Patriots	Safeties
2012	New England Patriots	Defensive Coordinator



Dante
SCARNECCHIA

★ ★ ASST. HEAD COACH/OFFENSIVE LINE ★ ★

★ 43rd Coaching Season

★ 31st NFL Season

★ 29th Patriots Season

SUPER BOWLS:

01 03 04

COACHING

Dante Scarnecchia is a 43-year coaching veteran who is enjoying his 31st season as an NFL assistant. He owns the longest coaching tenure in Patriots history, now entering his 29th season on the Patriots sidelines. Since joining the Patriots in 1982, he has spent all but two seasons (1989-90) in Foxborough.

Scarnecchia has the distinction of being the only coach in franchise history to be a member of all seven Super Bowl teams. He has been on the Patriots coaching staff during 16 of the franchise's 19 playoff seasons and has coached in 34 of the 38 playoff games in team history.

For the 14th consecutive season, Scarnecchia's primary responsibility will be the offensive line, a position he has coached for 27 of his 43 seasons in the profession. Bill Belichick named Scarnecchia the Patriots assistant head coach/offensive line coach on Feb. 1, 2000.

Last season, Scarnecchia coached an offensive line that helped the Patriots offense rank second in total offense and in passing efficiency. The Scarnecchia-led offensive line gave quarterback Tom Brady enough time to pass for a

career-high 5,235 yards and 39 touchdowns - the second highest total in his career.

In 2010, Scarnecchia's offensive line paved the way for the eighth-ranked offense in the NFL, New England's second highest rushing average since 1983 (4.3 yards per carry) and its 11th 1,000-yard rusher in franchise history in BenJarvus Green-Ellis (1,008). Scarnecchia also coached tackle Matt Light and guard Logan Mankins to their third Pro Bowl selections. Mankins was also named Associated Press First Team All-Pro, and tackle Sebastian Vollmer was named to the second team.

In 2009, the Patriots' offensive line allowed just 18 sacks, the fewest in New England history since the NFL moved to a 16-game schedule in 1978. The previous best was 21 sacks in 2007.

In 2008, the offensive line helped produce the best rushing season in more than 20 years for the Patriots. New England averaged 4.4 yards per carry and totaled 2,278 yards and 21 rushing touchdowns. The offensive line also helped to consistently sustain drives, as the Patriots led the league in drives of 10 plays or longer (38) and in rushing first downs (145).

In 2007, Scarnecchia was named SI.com's NFL Assistant Coach of the Year. Anchored by an offensive line that sent three players to the Pro Bowl (C Dan Koppen, T Matt Light and G Logan Mankins), the Patriots offense broke several NFL records, including total points and touchdowns. The offensive line powered a Patriots rushing attack that posted the franchise's highest average yards per rush in 22 years (4.10). The offensive line also allowed just 21 sacks in the regular season, the lowest total for the franchise since the NFL adopted a 16-game schedule. Protected by the line, NFL MVP Tom Brady broke the NFL record for touchdown passes in a season (50) and led the league in both passing yards (4,806, also a franchise record) and passer rating (117.2, also a franchise record).

New England's protection up front was a significant contributor to the team's three Super Bowl winning seasons. In 2004, the line opened holes for running back Corey Dillon to set a single-season franchise record with 1,635 rushing yards and led the NFL with 109.0 yards per game played. In 2003, the offensive line did not allow a sack in any of the team's three postseason games despite 126 pass attempts. In 2001, Scarnecchia worked with a unit that featured three new starters, but still produced a powerful rushing attack and a balanced passing attack on the way to the franchise's first Super Bowl victory.

Prior to becoming offensive line coach, Scarnecchia coached the Patriots special teams units for two seasons (1997-98).

Scarnecchia originally joined the Patriots and made his NFL coaching debut in 1982 as a member of Ron Meyer's staff. He coached the tight ends and special teams for the Patriots for seven seasons (1982-88) before moving on to Indianapolis with Meyer in 1989. He rejoined the Patriots in 1991 after spending two seasons (1989-90) as the Colts offensive line coach. From 1991 to 1992, he coached the tight ends and special teams on Dick MacPherson's

staff. On Nov. 4, 1992, MacPherson fell ill and appointed Scarnecchia to serve as the team's spokesman in his absence. Scarnecchia fulfilled the obligation for seven of the Patriots' final eight games and held the responsibilities of the head coach for both of the Patriots' victories that season.

In 1993, he was the only Patriots assistant retained from the previous staff. He was appointed special assistant from 1993-94, which was re-defined as defensive assistant from 1995-96. During that time, he assisted defensive coordinator Al Groh with the development of the team's linebacking corps.

His coaching career began in 1970 as the offensive line coach at California Western University. He moved to Iowa State in 1973, where he served as the assistant offensive line and assistant defensive backfield coach. He spent the 1975 and 1976 campaigns at Southern Methodist University, before becoming the University of Pacific's offensive line coach and recruiting coordinator from 1977 through 1978. In 1979, Scarnecchia coached at Northern Arizona and then accepted an opportunity to return to Meyer's staff at SMU as the offensive line coach in 1980 and 1981. In 1982, Meyer was hired as the head coach of the New England Patriots and Scarnecchia was among a number of the SMU assistants who joined Meyer's staff in New England.

PLAYING

Scarnecchia played offensive guard and center at California Western University from 1968-70. He began his collegiate career at Taft Junior College in 1966 before transferring to California Western.

PERSONAL

Dante Scarnecchia was born Feb. 15, 1948, in Los Angeles, Calif. He holds a master's degree in physical education from U.S. International. Dante and his wife, Susan, have a daughter, Lisa, and a son, Steve.

★ ★ ★ ★ SCARNECCHIA'S COACHING CAPSULE ★ ★ ★ ★		
Years	Team	Position
1970-72	California Western	Offensive Line
1973	Iowa State	Offensive Line Assistant
1974	Iowa State	Defensive Backs Assistant
1975-76	Southern Methodist	Offensive Line Assistant
1977-78	Pacific	Offensive Line/Recruiting Coordinator
1979	Northern Arizona	Offensive Line
1980-81	Southern Methodist	Offensive Line
1982-88	New England Patriots	TEs/Special Teams
1989-90	Indianapolis Colts	Offensive Line
1991-92	New England Patriots	TEs/Special Teams
1993-94	New England Patriots	Special Assistant
1995-96	New England Patriots	Defensive Asst./LBs
1997-98	New England Patriots	Special Teams
1999	New England Patriots	Offensive Line
2000-12	New England Patriots	Asst. Head Coach/OL



★ ★ ★ COACHING ASSISTANT ★ ★ ★




Steve
BELICHICK

- ★ 1st Coaching Season
- ★ 1st NFL Season
- ★ 1st Patriots Season

★ ★ COACHING ASSISTANT ★ ★

Steve Belichick is in his first year as a coaching assistant with the New England Patriots. After playing four years of lacrosse at Rutgers, Belichick walked on to the football team as a long snapper at Rutgers to help in preparations

for a career in coaching. He was a three-year starter at linebacker, tight end and fullback as well as a long snapper at The Rivers School in Weston, Mass., before heading to Rutgers.



★ ★ ★ ★ ALL-TIME COACHING RECORDS ★ ★ ★ ★ ★

(Listed chronologically)

Coach	Seasons	Years	Regular Season		Win Pct.	Postseason		Career	
			W-L-T	Win		W-L	W-L-T	Win Pct.	
Lou Saban*	1.5	1960-61	7-12-0	.368	0-0	7-12-0	.368		
Mike Holovak	7.5	1961-68	52-46-9	.528	1-1	53-47-9	.528		
Clive Rush**	1.5	1969-70	5-16-0	.238	0-0	5-16-0	.238		
John Mazur***	2.0	1970-72	9-21-0	.300	0-0	9-21-0	.300		
Phil Bengtson	0.5	1972	1-4-0	.200	0-0	1-4-0	.200		
Chuck Fairbanks	6.0	1973-78	46-39-0	.541	0-2	46-41-0	.529		
Bullough-Erhardt#		1978	0-1-0	.000	0-0	0-1-0	.000		
Ron Erhardt#	3.0	1979-81	21-27-0	.438	0-0	21-27-0	.438		
Ron Meyer##	2.5	1982-84	18-15-0	.545	0-1	18-16-0	.529		
Raymond Berry	5.5	1984-89	48-39-0	.552	3-2	51-41-0	.554		
Rod Rust	1.0	1990	1-15-0	.063	0-0	1-15-0	.063		
Dick MacPherson	2.0	1991-92	8-24-0	.250	0-0	8-24-0	.250		
Bill Parcells	4.0	1993-96	32-32-0	.500	2-2	34-34-0	.500		
Pete Carroll	3.0	1997-99	27-21-0	.563	1-2	28-23-0	.549		
Bill Belichick	13.0	2000-12	151-57-0	.726	17-6	168-63-0	.727		
All-Time Totals	53.0	1960-2012	426-369-9	.535	24-16	450-385-9	.539		

*Released after five games in 1961 **Released after seven games in 1970 ***Released after nine games in 1972

#Ron Erhardt and Hank Bullough served as co-head coaches during Chuck Fairbanks' one-game suspension (12/18/78).

##Released after five games in 1984.

★ ★ ★ ★ POSTSEASON GAMES ★ ★ ★ ★ ★

Coach	Games	Years	W-L-T	Pct.
Mike Holovak	2	1963	1-1-0	.500
Chuck Fairbanks	2	1976, 1978	0-2-0	.000
Ron Meyer	1	1982	0-1-0	.000
Raymond Berry	5	1985, 1986	3-2-0	.600
Bill Parcells	4	1994, 1996	2-2-0	.500
Pete Carroll	3	1997, 1998	1-2-0	.333
Bill Belichick	23	2001, 2003-07, 2009-12	17-6-0	.739
Postseason Totals	40	20Years	24-16-0	.600

★ ★ ★ ★ PRESEASON GAMES ★ ★ ★ ★ ★

Coach	Games	Years	W-L-T	Pct.
Lou Saban	9	1960-61	7-2-0	.778
Mike Holovak	32	1962-68	5-27-0	.156
Clive Rush	9	1969-70	2-7-0	.222
John Mazur	12	1971-72	3-9-0	.250
Chuck Fairbanks	34	1973-78	20-13-1	.603
Ron Erhardt	12	1979-81	7-5-0	.583
Ron Meyer	12	1982-84	3-9-0	.250
Raymond Berry	21	1985-89	10-11-0	.476
Rod Rust	4	1990	0-4-0	.000
Dick MacPherson	8	1991-92	2-6-0	.250
Bill Parcells	16	1993-96	8-8-0	.500
Pete Carroll	13	1997-99	7-6-0	.538
Bill Belichick	57	2000-012	29-28-0	.509
Preseason Totals	239	1960-2012	103-135-1	.433

★ ★ ★ ★ OPENING DAY GAMES ★ ★ ★ ★ ★

Coach	Games	Years	W-L-T	Pct.
Lou Saban	2	1960-61	0-2-0	.000
Mike Holovak	7	1962-68	3-4-0	.429
Clive Rush	2	1969-70	1-1-0	.500
John Mazur	2	1971-72	1-1-0	.500
Chuck Fairbanks	6	1973-78	2-4-0	.333
Ron Erhardt	3	1979-81	1-2-0	.333
Ron Meyer	3	1982-84	2-1-0	.667
Raymond Berry	5	1985-89	5-0-0	1.000
Rod Rust	1	1990	0-1-0	.000
Dick MacPherson	2	1991-92	1-1-0	.500
Bill Parcells	4	1993-96	1-3-0	.250
Pete Carroll	3	1997-99	2-1-0	.667
Bill Belichick	13	2000-12	10-3-0	.750
Opening Day Totals	53	1960-2012	29-24-0	.547



★ ★ ★ ★ ALL-TIME COACHING ROSTER ★ ★ ★ ★ ★

Football Staff

NAME	POSITION	TOTAL YEARS	YEARS OF SERVICE	NAME	POSITION	TOTAL YEARS	YEARS OF SERVICE
Atkins, David	Offensive Backs	1	1993	Melvin, Randy	Defensive Line	2	2000-01
Beatty, Bruce	Offensive Line	4	1969-72	Meyer, John	Linebackers	4	1969-72
Belichick, Bill	Asst. Head Coach/Secondary	1	1996	Meyer, Ron	Head Coach	2.5	1982-84
	Head Coach	13	2000-12	Miller, Burnie	Special Teams	1	1972
Bengtson, Phil	Head Coach (Interim)	1/16	1972	Miller, Red	Offensive Line	6	1960-61, 73-76
Berry, Raymond	Receivers	4	1978-81	Moore, Myrel	Outside Linebackers	2	1991-92
	Head Coach	5.5	1984-89	Mora, Jim	Defensive Coordinator	1	1982
Blackmon, Don	Staff Assistant	1	1988	Morris, Guy Asst.	Offensive Line	2	1985-89
	Linebackers	2	1989-90	Muir, Bill	Offensive Line	3	1983-85
Brittenham, Dean	Strength/Conditioning	3	1985-87	Nash, Harold	Asst. Strength & Conditioning	6	2005-10
Brasher, Tommy	Linebackers	3	1982-84		Strength & Conditioning	2	2011-12
Brunev, Fred	Defensive Backfield	2	1962-63	Nelsen, Bill	Quarterbacks	2	1973-74
Bryant, Cleve	Offensive Backfield	3	1982-84	Nelson, Steve	Linebackers	1	1990
Boudreau, Paul	Offensive Line	1	1997-98	O'Brien, Bill	Wide Receivers	1	2008
Boyer, Josh	Defensive Backs	3	2009-11		Quarterbacks	2	2009-10
	Cornerbacks	1	2012		Offensive Coordinator/QBs	1	2011
Brown, Corwin	Defensive Backs	2	2000-01	O'Brien, Scott	Special Teams	4	2009-12
Bullough, Hank	Defensive Line	7	1973-79	O' Shea, Chad	Receivers	4	2009-12
Cabrera, Moses	Asst. Strength & Conditioning	2	2011-12	Palmer, Chris	Wide Receivers	4	1993-96
Campbell, Marion	Defensive Line	2	1962-63	Parcells, Bill	Linebackers	1	1980
Capers, Dom	Special Asst./Secondary	1	2008		Head Coach	4	1993-96
Cappelletti, Gino	Special Teams	3	1979-81	Parker, Johnny	Strength/Conditioning	7	1993-99
Carroll, Pete	Head Coach	2	1997-99	Parilli, Babe	Quarterbacks	1	1981
Carthon, Maurice	Offensive Assistant	2	1994-95	Patricia, Matt	Asst. Offensive Line	1	2005
	Running Backs	1	1996		Linebackers	5	2006-11
	Defensive Backfield	5	1985-89		Safeties	1	2011
Carr, Jim	Strength & Conditioning	3	1982-84		Defensive Coordinator	1	2012
Caruthers, LeBaron	Wide Receivers	1	2007		Defensive Assistant	1	1997
Casero, Nick	Defensive Backfield	2	1960-61	Patterson, Andre	Asst. Strength & Conditioning	5	2000-04
Collier, Joe	Defensive Coordinator	2	1991-92	Paul, Markus	Linebackers	2	2004-05
	Asst. Running Backs/WR	1	1991-92	Pees, Dean	Defensive Coordinator	4	2006-09
	Asst. Secondary	1	2005	Perini, Bo	Linebackers	3	1997-99
	Secondary	2	2006-07	Perkins, Ray	Receivers	4	1974-77
Coury, Dick	Offensive Coordinator	2	1991-92		Offensive Coordinator	4	1993-96
Crennel, Romeo	Defensive Line	4	1993-96	Polonchek, John	QBs/Special Asst. to Coach	12	1975-80, 85-90
	Defensive Coordinator	1	2001	Pope, Mike	Running Backs	1	1994
	Defensive Coordinator/DL	2	2002-03		Tight Ends	2	1995-96
	Defensive Coordinator	1	2004	Raye, Jimmy	Offensive Coordinator/QBs	1	1990
Crosby, Steve	Special Teams/Tight Ends	1	1990	Rehbein, Dick	Quarterbacks	2	2000-01
Daboll, Brian	Wide Receivers	5	2002-06	Relly, Jack	Quarterbacks	2	1998-80
Davidson, Jeff	Tight Ends	1	1997	Richardson, Jesse	Defensive Line	5	1985-89
	Asst. Offensive Line	1	1998-01	Ringo, Jim	Offensive Line	4	1978-81
	Asst. Offensive Line/TES	3	2002-04	Roach, Dick	Defensive Backs	1	1981
Davis, Don Asst.	Strength & Conditioning	1	2007	Rowan, Keith	Special Teams	1	1989
Dotsch, Rollie	Outside Linebackers	2	1975-76	Rush, Clive	Head Coach	1.5	1969-70
Elias, Bill	Defensive Backfield	2	1969-70	Rust, Rod	Defensive Coordinator	5	1983-87
Endicott, Steve	Receivers	2.5	1982-84		Head Coach	3	1991-93
Erber, Lew	Offensive Coordinator/QBs	3	1982-84	Rutigliano, Sam	Off. Backs/Receivers	3	1971-73
Erhardt, Ron	Offensive Backfield	6	1973-78	Ryan, Rob	Linebackers	1	2000
	Head Coach	3	1979-81		Outside Linebackers	3	2001-03
Evans, Dick	Defensive Line	2	1971-72	Saban, Lou	Head Coach	1.5	1960-61
Fairbanks, Chuck	Head Coach	6	1973-78	Scameccia, Dante	Special Teams/TES	7	1982-88
Fears, Ivan	Wide Receivers	5	1991-92, 99-01		Special Teams/TES	2	1991-92
	Running Backs	11	2002-12		Special Assistant	2	1993-94
Ferentz, Brian	Offensive Assistant	1	2010		Defensive Asst./LBS	2	1995-96
	Tight Ends	1	2011		Special Teams	2	1997-98
Fletcher, Tom	Defensive Backfield	2	1971-72		Offensive Line	1	1989
Flores, Brian	Offensive Assistant/Special Teams	1	2010		Asst. Head Coach/Off. Line	13	2000-12
	Defensive Assistant	1	2011	Seely, Brad	Special Teams	10	1999-08
	Safeties	1	2012	Shinnick, Don	Linebackers	5	1985-89
Gerber, Norm	Inside Linebackers	2	1991-92	Shurrum, Fritz	Defensive Line	4	1978-81
Godsey, George	Offensive Assistant	1	2011	Sidwell, Steve	Linebackers	3	1982-84
	Tight Ends	1	2012		Defensive Coordinator	3	1997-99
Graham, Patrick	Defensive Assistant	1	2010	Simmons, Jerry	Strength/Conditioning	3	1988-90
	Linebackers	3	2011	Smith, Carl Asst.	Head Coach/QBs	1	1997
	Defensive Line	1	2012		Tight Ends	2	1998-99
Gibson, Claude	Defensive Backfield	1	1968	Smith, Jerry	Defensive Line	2	1960-61
Grier, Bobby	Offensive Backfield	9	1981, 85-92	Spinney, Art	Offensive Line	7	1962-68
Groh, Al	Defensive Coordinator/LBs	4	1993-96	Steckel, Les	Quarterbacks/Receivers	4	1985-88
Hamilton, Ray	Asst. Defensive Line	5	1985-89	Stoltz, Jerry	Receivers	4	1969-72
	Defensive Line	3	1997-99	Sumner, Charlie	Linebackers/Secondary	6	1973-78
Hoglan, Fred	Offensive Line	4	1983-86		Defensive Coordinator/QBs	1	1990
Holovac, Mike	Offensive Backfield	1.5	1960-61	Sweatman, Mike	Special Teams	4	1993-96
	Head Coach	7.5	1961-68	Tasseff, Carl	Defensive Backs	1	1964
Hufnagel, John	Quarterbacks	1	2003	Trott, Bob	Defensive Backs	3	1993-95
Humeniuk, Rod	Asst. Head Coach/O-Line	5	1985-88	Uyrus, Dave	Asst. Special Teams/DL	2	1991-92
	Offensive Line	3	1990-92	Valek, Jim	Special Teams	3	1973-75
Jackson, Harold	Receivers	5	1985-89	Waldron, Shane	Tight Ends	1	2009
Johnson, Pepper	Assistant Linebackers	1	2000	Walker, DeWayne	Defensive Assistant/QBs	3	1996-00
	Inside Linebackers	3	2001-03	Walker, Dick	Defensive Backs	1	1977
	Defensive Line	8	2004-11	Walters, Steve	Defensive Backs	3	1982-84
	Linebackers	1	2012		Wide Receivers	2	1997-98
	Special Teams Assistant	1	2012	Weaver, Larry	Defensive Backfield	4	1973-76
Jones, Stan	Defensive Line	2	1991-92	Weber, Chuck	Defensive Line/Backfield	4	1964-67
Kennan, Larry	Offensive Coordinator	1	1997	Weis, Charlie	Tight Ends	2	1993-94
Khayat, Eddie	Defensive Line	5	1985-89		Running Backs	1	1995
Kinard, Billy	Defensive Backfield	2	1979-80		Wide Receivers	1	1996
Lantz, Rick	Linebackers	1	1981		Offensive Coordinator/RBs	1	2000
Lindsay, Dale	Defensive Line	2	1980		Offensive Coordinator/RBs/QBs	1	2001
Loudd, Rommie	Linebackers	1	1966		Offensive Coordinator/QBs	1	2002
Lynn, Ron	Defensive Backs	3	1997-99		Offensive Coordinator	2	2003-04
MacPherson, Dick	Head Coach	2	1991-92	West, Charlie	Defensive Backs	2	1991-92
Mangini, Eric	Defensive Backs	5	2000-04	Wilson, Kirby	Running Backs	3	1997-99
	Defensive Coordinator	1	2005	Woick, Mike	Strength and Conditioning	11	2000-10
Mangurian, Pete	Tight Ends	4	2005-08	Wood, Richard	Receivers	2	1989-90
McDaniels, Josh	Quarterbacks	2	2004-05	Yewcic, Tom	Offensive Backs/Sp Teams	3	1976-78
	Offensive Coordinator/QBs	4	2006-08, 2012	Zampese, Ernie	Offensive Coordinator	2	1998-99
McLaughlin, Leon	Offensive Line	1	1977				
Mazur, John	Offensive Backfield	1.5	1969-70				
	Head Coach	2.5	1970-72				

The coaches listed above are the all-time, full-time position coaches only.





Nick Caserio was named director of player personnel on Feb. 21, 2008, after serving in a number of roles for the Patriots' personnel department and coaching staff. He enters his 12th season with the Patriots in 2012 and his 10th season in player personnel. In 2007, Caserio served as the Patriots' wide receivers coach following a three-year stint as the team's director of pro personnel (2004-06).

Last season, the Patriots posted an AFC-best 13-3 record, the No. 1 seed in the AFC for the second consecutive season and qualified for the Super Bowl for the fifth time in Caserio's 11 seasons with the club.

In 2010, New England compiled an NFL-best 14-2 record, the No. 1 seed in the AFC and the club's seventh AFC East Division title in the last eight years. The offense finished first in the NFL by scoring 518 points, averaging 32.4 points per game. That output was good for second in franchise history and seventh in NFL annals. The team finished eighth in scoring defense in the NFL in 2010, allowing 19.6 points per contest.

In 2009, the Patriots finished with a 10-6 record, claiming the AFC East Division title. The offense finished third in the NFL after averaging 397.3 yards in total offense, the second best average in team history. The Patriots scored 427 points in 2009 and finished sixth in the NFL with 26.7 points per game. The defense finished 11th in the NFL in 2009, eight yards behind the 10th place Washington Redskins.

In 2008, the Patriots completed the season with an 11-5 record, winning their final four games and five of their last six contests to tie the franchise's fifth-highest regular-season win total. New England finished the season with the then third-highest offensive yardage total in team history (365.4 yards per game) and allowed fewer than 20 points per game (19.3) for the sixth time in the last eight years.

In 2007, Caserio served as the Patriots' wide receivers coach, tutoring a unit that combined for 292 receptions for 3,814 yards and 39 touchdowns – one season after the team's wide receivers totaled 156 catches for 1,798 yards

and 15 touchdowns. The Patriots' 2007 wide receivers included All-Pro Randy Moss, who set an NFL record with 23 touchdown receptions, and Wes Welker, who tied for the NFL lead with 112 receptions – the highest reception total in NFL history for a player in his first season with a new team.

Caserio joined the Patriots in June of 2001 as a personnel assistant and celebrated the Patriots' first Super Bowl title that season. During that year, his role was expanded to include film breakdown and scouting report preparation for the offensive staff. He became an offensive coaching assistant on Bill Belichick's staff in February 2002, and returned to player personnel in 2003 as an area scout prior to becoming director of pro personnel in 2004. In addition to his duties in the personnel department, Caserio handled press box responsibilities for the coaching staff on game days from 2003-06.

Caserio entered the coaching ranks as a graduate assistant at Saginaw Valley State University in 1999 and spent two seasons with the program. Following a brief time with Central Michigan as a graduate assistant in the spring of 2001, he joined the Patriots scouting department.

Caserio was a standout player at John Carroll University, starting at quarterback in each of his four seasons where the teams compiled a 33-7-2 record. He was a two-time captain and three-time All-Conference performer. In 1997, he helped to lead the Blue Streaks to a 10-2 record and the school's second appearance in the NCAA Division III Tournament, where it advanced to the national quarterfinals.

Caserio is a native of Lyndhurst, Ohio. He was a teammate of former Patriots offensive coordinator Josh McDaniels at John Carroll. He earned his degree in finance from John Carroll and later earned his Master of Business Administration from Saginaw Valley State. Caserio was a three-time Academic All-Conference selection at John Carroll. Nick and his wife, Kathleen, were married in June, 2009. Nick and his wife have two daughters, Whitley Morgan, born Sept. 2, 2010 and Chatham Grayson, born May 31, 2012.



Floyd Reese will enter his 36th NFL season in 2012, including 21 seasons in player personnel and 15 seasons as an assistant coach. He joined the Patriots on Jan. 27, 2009, after serving 13 seasons as the executive vice president/general manager of the Houston Oilers/Tennessee Titans franchise from 1994-2006. He also served as the assistant general manager of the Oilers for four seasons from 1990-93. Prior to that, Reese served as an assistant coach with Detroit (1975-77), San Francisco (1978), Minnesota (1979-

85) and the Houston Oilers (1986-89).

In his 13 seasons as the general manager of the Oilers/Titans, Reese's teams won 111 games - setting a franchise record for wins by a general manager. Houston and Tennessee won 11 or more games in a season four times during Reese's tenure as general manager while recording eight seasons with a record of .500 or better. From 1999-2003, the Titans led the NFL with 56 wins, including three seasons with 12 or more victories. In 1999, the Titans



claimed the AFC Championship and reached the Super Bowl for the first time in franchise history, falling just a yard short of the title in Super Bowl XXXIV against the St. Louis Rams.

Reese's positive impact on Tennessee stayed even after he left. The 2008 Titans earned the AFC's top playoff seed while 16 of 22 starters on their final 2008 roster were originally acquired while Reese was general manager, including nine of 11 starters on defense. The 2008 Titans sent six of Reese's acquisitions to the Pro Bowl - QB Kerry Collins, CB Cortland Finnegan, DT Albert Haynesworth, S Chris Hope, C Kevin Mawae and T Michael Roos.

Reese entered the NFL as the strength and conditioning coach for the Detroit Lions in 1975. He spent three years with the Lions, including a two-year period from 1976-77 while Bill Belichick was also a member of the Detroit coaching staff. In 1978, Reese joined the San Francisco 49ers as the strength and conditioning coach. He joined Bud Grant's staff in Minnesota in 1979, beginning a seven-year

tenure with the Vikings. During that period, he held a dual role coaching linebackers and special teams from 1979-83, before being named defensive coordinator in 1984. He coached the Vikings' linebackers in 1985.

In 1986, Reese began a 21-year association with the Oilers/Titans franchise. He served as the Oilers' linebackers coach for four seasons from 1986-89. In 1988, the Oilers' top three tacklers were all linebackers and in 1989, three of the team's top four tacklers were linebackers. Reese moved into the Oilers' personnel department in 1990 and served as assistant general manager for four seasons, each of which ended in a playoff appearance.

Reese served a four-year stint in the college coaching ranks as an assistant coach at UCLA (1971-73) and Georgia Tech (1974). He was an All-America defensive lineman for UCLA from 1966-69 and also played one season (1970) for the Montreal Alouettes of the Canadian Football League.



Nancy Meier is entering her 38th season with the Patriots and is the longest tenured full-time employee on staff. Meier joined the scouting department on Oct. 20, 1975 and has worked with nine different Patriots coaching staffs. She has been a part of each of the franchise's seven Super Bowl appearances and has been with the organization for 18 of the team's 19 playoff seasons. In her current role,

Meier's responsibilities include coordinating logistics for all of the Patriots scouts, free agent signings, draft choices and tryouts. She also serves as the team's liaison to the league for all personnel communication, including the daily reporting of all transactions on the waiver wire. Nancy and her husband, Ken, have two children, Courtney and Daniel. The Meier family resides in Holbrook, Mass.



Jon Robinson is in his 11th season with the Patriots and is in his fourth as director of college scouting. Robinson was named to the position in 2009 after serving as assistant director of college scouting in 2008. Prior to the 2008 season, he spent two seasons as a regional scout and four seasons as an area scout for the Patriots. He joined the organization in 2002 after four seasons of coaching at the collegiate level, including his last three seasons at Nicholls (La.) State. In 2001, he instructed the team's linebackers and held regional recruiting responsibilities for the Colonels. The Union City, Tenn. native attended high school at Union

City and lettered as an offensive and defensive lineman. He originally signed with the U.S. Air Force Academy, where he attended and played for one semester. Robinson then transferred to Southeast Missouri State, where he played three seasons as a defensive lineman and earned his bachelor's degree in mathematics education. Following his playing career, he earned his first coaching assignment with his alma mater in 1998, prior to joining the Nicholls State staff in 1999. Jon and his wife, Jaimie, were married in 2002 and have two daughters, Taylor Brooke and Bailey Rae.



Monti Ossefort is in his 11th season in the NFL and his eighth year with the Patriots. He is in his first season as the assistant director of college scouting after three seasons as a national scout. Ossefort returned to the Patriots in 2006 as an area scout after previously serving as a personnel assistant for the team in 2003. He gained his first personnel experience in 2002 as an intern in the Houston Texans' pro personnel department. After a season with the Patriots in 2003, Ossefort returned to Houston as the Texans' pro and college scouting assistant. In 2005, he served as a college

scout for the Texans. His first NFL experience came as a training camp intern for the Minnesota Vikings in 2001. Ossefort was a four-year letterman and a two-year starter at quarterback for the University of Minnesota-Morris. He graduated from Minnesota-Morris in 2000 with a degree in economics and management. Ossefort later earned a master's degree in business administration and a master's degree in sports management from Ohio University. He is a native of Luverne, Minn. Ossefort and his wife, Shannon, have a daughter, Emery Kailyn.



Brian Smith is in his first season as college scouting coordinator after two seasons as the assistant director of college scouting. He has spent five seasons as a pro scout for the Patriots and has served in a number of roles for the team since 2000. In 2006, he served as a special assignment scout for the Patriots. From 2004-05, Smith served as the Patriots' director of operations, handling the logistical coordination of the team's football operations, including team travel and training camp operations, as well

as various day-to-day logistical needs of players and staff. He originally joined the Patriots in 2000 and assisted the coaching staff for four seasons from 2000 through 2003. The Marathon, Fla., native is a Providence College graduate and also attended Davidson (N.C.) College, where he played football. He is a graduate of Phillips Academy in Andover, Mass., where he lettered in football. Brian and his wife, Carrie, were married in 2009. They have two children, a son, Thomas and a daughter, Delia.



Trey Brown is in his third season with the Patriots and his second season as an area scout. He joined the organization in February 2010. Prior to joining the Patriots, Brown was signed by the Chicago Bears as a rookie free agent out of UCLA in 2008 and also played in the UFL for the New York Sentinels the following season. Brown played cornerback during his career at UCLA, earning Second Team Walter

Camp All-American and a Semi-Finalist for the Jim Thorpe Award for the nation's best defensive back in 2007. Brown graduated from UCLA in 2007 with a bachelor's degree in political science. Born in Overland Park, KS, Brown attended Blue Valley Northwest High School where he lettered in football, basketball and baseball. He and wife Brooke were married in 2012.





DuJuan DANIELS

★★ AREA SCOUT ★★

DuJuan Daniels is in his seventh season with the Patriots personnel department. He joined the organization in 2006 as a scouting assistant and is in his fifth season as an area scout in 2012. Prior to joining the Patriots, Daniels served as the offensive coordinator at Cathedral High School in Indianapolis, Ind. (2004-05) and was the wide receivers coach at Graceland University in Lamoni, Iowa (2003). Daniels was a four-year letterman at Boston College, where he was a wide receiver and kick returner.

The Indianapolis native went to four bowl games with the Eagles and was a two-time selection to the Big East All-Academic Team. He attended Bishop Chatard High School in Indianapolis, where he was a member of the Division 3A state championship football team in 1997 while earning Indiana's Mr. Football award. Daniels earned a bachelor's degree in communications and a master's degree in higher education administration from Boston College.



Frank EDGERLY

★★ AREA SCOUT ★★

Frank Edgerly begins his fourth season in the Patriots personnel department. This will be his third year as an area scout after working as a pro scout during the 2009 season. He joined the Patriots after serving as head coach of Red Bank Catholic High School in New Jersey for 10 seasons. During his tenure at Red Bank, Edgerly guided his team

to five championship titles and was awarded coach of the year honors three times. Edgerly graduated from Red Bank Catholic and then played quarterback for Rutgers. Edgerly and his wife, Lori have four children, Kaitlin, Megan, Ryan and Emma.



Tim HEFFELFINGER

★★ AREA SCOUT ★★

Tim Heffelfinger is enjoying his 15th season as an NFL scout and his eighth season as an area scout for the Patriots. He joined New England's personnel department prior to the 2005 season after a seven-year stint as an area scout for the New Orleans Saints (1998-2004). Heffelfinger entered the NFL scouting ranks in 1998 after spending two-and-a-half years as a graduate assistant coach at UCLA (1996-98), where he worked with the offensive line and tight ends. He also earned a master's degree from the UCLA

Graduate School of Education. He was a defensive tackle at Northwestern before his playing career was cut short by a back injury. He graduated from Northwestern in 1990 with a bachelor's degree in organizational studies and worked in the business sector as a sales representative for The Quaker Oats Company and Converse before returning to football. Tim and his wife, Amy, have two children, Cassidy and Ryan.



Frantzy Jourdain enters his 10th season with the Patriots personnel department and his eighth year as an area scout. He was originally hired by the team in 2003 as a player personnel assistant. Jourdain joined the Patriots after spending the 2002 season as the secondary coach and co-special teams coordinator at Duquesne University, a season during which the Dukes led Division I-AA in interceptions, scoring defense and fewest total yards allowed per game.

During his time at Duquesne, he served as CB Leigh Bodden's position coach. He attended the University of Rhode Island (1993-97), where he was a three-year starter for the Rams at running back and strong safety. He also attended North Carolina Central University, where he coached running backs and worked on a master's degree in criminology from 1998-2000.



James Liipfert enters his 4th season with the Patriots and his second season as an area scout. He joined the Patriots organization in May 2009 as a scouting assistant. Liipfert came to the Patriots following his graduation from Georgia Tech, where he was a 3-year letterman as a linebacker and

special teams player for the Yellow Jackets. He received his Bachelor's degree in Management in December 2008. Liipfert is a native of Marshallville, GA and graduated from Westfield High School, where he was a letterman in football, baseball, and basketball.





Larry COOK



SUPER BOWLS
01 03 04

★★ SCOUTING CONSULTANT ★★

Larry Cook is enjoying his 50th year in football, including his 28th as a member of the Patriots personnel department. He is in his seventh season as a scouting consultant after a six-year stint as the director of college scouting followed by three seasons as a regional scout. In more than two decades with the Patriots, he has been an important contributor to the team's scouting department and has celebrated each of the Patriots' seven Super Bowl appearances. Cook originally joined the Patriots as a part-time West Coast pro personnel scout when Ron Meyer was named head coach in 1982. He joined the Patriots scouting department on a full-time basis on Feb. 1, 1985, as a personnel scout on

Dick Steinberg's staff. He began a 16-year coaching career in 1963 at Fountain Valley High School in California. In 1975, he joined the collegiate ranks when he accepted an assistant coaching position at Cal State Fullerton. After three years at Fullerton, he accepted his first professional assignment as an assistant with the Los Angeles Rams scouting department. He spent six seasons (1979-84) with the Rams before joining the Patriots scouting department. Cook was born Feb. 12, 1939 in Irvine, Calif. He and his wife, Nadine, have a daughter, Jacquelyn, two sons, Michael and Steven, and six grandchildren.



Bob QUINN



SUPER BOWLS
01 03 04

★★ DIRECTOR OF PRO SCOUTING ★★

Bob Quinn enters his 12th season in the Patriots personnel department and his first as the Director of Pro Scouting after being named to the position in May 2012. Bob served as the Assistant Pro Director from 2009-2011. Quinn's responsibilities have included both college and pro scouting during his tenure with New England. He was named the assistant director of pro personnel in 2009. Quinn was the Patriots' national scout in 2008 after spending four seasons as a regional scout (2004-07) and two seasons as

a pro scout (2002-03). Quinn joined the team in 2000 as a player personnel assistant. Prior to joining the Patriots, Quinn spent two seasons as a graduate assistant within the division of athletics at Connecticut (1998-99). Quinn earned his master's degree in sports management from Connecticut in 2000. He completed his undergraduate studies at UConn in 1998. Quinn is a native of Norwood, Mass., and attended Norwood High School. Bob and his wife, Julie, have a son, Kyle, and a daughter, Grace.



Patrick STEWART



★★ PRO SCOUT ★★

Patrick Stewart is in his sixth season with the Patriots personnel department and his third year as a pro scout. In 2009, he spent the year as an area scout. He joined the organization in February 2007 as a scouting assistant. Stewart came to the Patriots after spending the 2006 season as the assistant director of football operations at Temple on head coach Al Golden's staff. Stewart spent the 2005 season as a graduate assistant coach at Western Carolina. Stewart spent 2000-04 at Ohio State as a student manager for head coach Jim Tressel, assisting the coaching

staff on the field during practice and games. During Stewart's tenure at Ohio State, the Buckeyes won the 2002 BCS National Championship and beat rival Michigan three times. Stewart was born Dec. 21, 1981 in Steubenville, Ohio and attended Indian Creek High School, where he was a three-sport letterman in football, basketball and baseball. He earned a bachelor of arts degree in political science from Ohio State in June 2005. Patrick and his wife, Whitney were married in June 2012.





Steve Cargile is in his second season with the Patriots personnel department and his first as a pro scout. He joined the organization in February 2011 as a scouting assistant. Cargile also assisted with coaching special teams during the 2011 season. Prior to joining the Patriots, Cargile was an NFL safety with several different teams from 2004-09. He was originally signed by the Dallas Cowboys as a rookie free agent out of Columbia in 2004 and also had stints with Tampa Bay, Denver, Cleveland and the N.Y. Giants during his NFL career.

Cargile played wide receiver and safety during his time at Columbia, earning Second Team All-Ivy League honors in 2003 for his efforts on defense. He graduated in 2004 with a bachelor's degree in economics.

Born and raised in Cleveland, Ohio, Cargile attended St. Peter Chanel High School in Bedford, Ohio, where he lettered in football, basketball, baseball and track. He was a member of the 1999 Division 5 State semifinal football team and the 1999 Division 3 State champion basketball team.



Ronnie McGill is in his first season as a pro scout with the Patriots after two seasons as a scouting assistant. He originally joined the club in the summer of 2010 after spending the 2009 season with the Tennessee Titans as a seasonal intern in player personnel development.

McGill attended Clover High School where he was a three-sport letterman and was an All-State high jumper as a sophomore and an All-State running back as a senior. He was also named MVP of the 2002 South Carolina North-South All Star Game after setting an All-Star game record with 119 rushing yards and three touchdowns.

The Clover, S.C. native became the first student athlete to enroll in the spring semester at the University of North Carolina at Chapel Hill in 2003 and eventually finished in the top-10 in school history in rushing yards and touchdowns. McGill's achievements garnered an invitation to the 2007 NFL Scouting Combine. He graduated from UNC in December 2007 with a degree in interpersonal communications.

Following his playing career, McGill earned his first coaching assignment with his high school alma mater as a volunteer running backs coach and later as an assistant coach at South Pointe High School (S.C.).





Berj NAJARIAN



SUPER BOWLS:
01 03 04

★★ DIRECTOR OF FOOTBALL/HEAD COACH ADMIN. ★★

Berj Najarian is in his 18th season in the NFL and his 13th season with the Patriots. He was named director of football/head coach administration in 2005 after five years as the Patriots' executive administrator to the head coach. He joined the Patriots on Feb. 4, 2000. In his current position, he is the point person for day-to-day operations of the team and acts as a liaison across football and non-football departments. Najarian manages several elements of Head Coach Bill Belichick's off-field agenda, including football and stadium operations, player and staff communication,

scheduling and personal requests. In addition, Najarian manages various special projects in coaching and player personnel. Entering the NFL in 1995, he joined the Patriots after five seasons in the public relations department of the New York Jets. A 1991 Boston University graduate, Najarian returned to New York after college to intern with the New York Knicks. Following his internship, he worked at The Rowland Company, a public relations firm in New York City. He is a native of Manhasset, N.Y. He and his wife, Regina, were married in 2000.



Ernie ADAMS



SUPER BOWLS:
01 03 04

★★ FOOTBALL RESEARCH DIRECTOR ★★

Ernie Adams returned to the Patriots staff when he was appointed football research director by Bill Belichick on April 25, 2000. His responsibilities include researching special assignments for both the coaching staff and the personnel department. After coaching for four seasons at Northwestern (1972-75), Adams entered the NFL coaching ranks with the New England Patriots as the administrative assistant and assistant offensive coach on Chuck Fairbanks' staff in 1975. In addition to his on-field responsibilities, his duties included all aspects of football operations, including computer

analysis, statistical evaluations and film coordination. After four seasons with the Patriots, he accepted a position with the New York Giants in 1979. In 1982, he was promoted to director of pro personnel, a position he held for four seasons. In 1991, he joined Belichick's staff in Cleveland as an offensive assistant, a position he held for five seasons. Adams is an alumnus of Northwestern University and attended Phillips Academy in Andover, Mass. Adams and his wife, Christine, live in Massachusetts.



Kevin ANDERSON



★★ DIRECTOR OF PLAYER DEVELOPMENT ★★

Kevin Anderson is entering his seventh season in the Patriots organization and his second as the Director of Player Development. His involvement in Player Development began in 2006, his first season with the Patriots. The program was awarded the NFL's top financial education program in 2008 and top overall program in 2009 and 2011. Anderson is also active in the Football Operations department and assists with projects in Player Personnel.

Before joining the Patriots, Anderson earned a degree in sports marketing and management from Indiana University, where he also worked as a Football Operations Assistant for the Hoosiers. While at Indiana, he completed internships with the Indianapolis Colts and the Houston Texans.

The Indianapolis native attended North Central High School, where he competed on the varsity ice hockey and lacrosse teams. He was born on June 2, 1984.



Michelle Martini enters her second season in the Patriots organization and is responsible for a variety of football operations including training camp, team lodging, travel and daily logistics. The Lexington, Mass. native graduated from

Boston College with a degree in marketing in 2011. During her time at Boston College, she worked in the football office, assisting the football operations and recruiting departments.



Jim Whalen returned to the New England Patriots in 2002 as the team's head trainer. He supervises the evaluation and care of injuries and the treatment and rehabilitation of all players. He began his professional career as an assistant trainer for the Patriots in 1992 and 1993. In 1994, he accepted a position as the assistant athletic trainer at the University of Miami, a position he held for three years. In

1997, he was named the director of sports medicine at Kansas State. In 2000 and 2001, he served as the director of rehabilitation for the Tampa Bay Buccaneers. Whalen graduated from Bridgewater State College in 1993 with a degree in physical education and earned his master's degree in sports medicine from Miami in 1996. Jim and his wife, Rene, have three children, Courtney, Ryan and Jaclyn.



Joe Van Allen joined the New England Patriots training staff in the spring of 2001. He is responsible for the physical therapy and rehabilitation of injured players, while working closely with head athletic trainer Jim Whalen and Strength and conditioning coach Harold Nash on all aspects of the club's training program. Prior to the Patriots, he served as the sports physical therapist at Virginia Polytechnic Institute and State University in Blacksburg, VA. He also held the title of director of physical therapy at University

Physical Therapy, an outpatient physical therapy practice in Blacksburg. He received his bachelor's degree at Millikin University before earning a master's of science in physical therapy at the University of Miami. In addition, he is a certified athletic trainer, certified strength and conditioning specialist, and a board certified sports clinical specialist. Joe and his wife, Jody, were married in 2000. He and his wife have a daughter and a son, Emma and Andrew.





Dave GRANITO

★★ ASST. ATHLETIC TRAINER ★★

SUPER BOWLS

03 04

Dave Granito is in his 11th season with the Patriots as an assistant athletic trainer. He joined the Patriots in 2002 and has also worked with the training staffs of the New York Giants and West Virginia. Granito holds a bachelor's degree from Kean University in Union, N.J., and completed his master's degree at West Virginia. He gained his first

professional experience as an intern for the Giants in 1998, and went on to work as a graduate assistant athletic trainer at West Virginia. The Emerson, N.J. native completed another season as an intern with the Giants in 2001 before joining the Patriots.



Ted HARPER

★★ SPORTS NUTRITIONIST ★★

Ted Harper is in his first season as a Sports RD/Nutritionist with the New England Patriots. He joins the Patriots after working for a contracting company supporting Special Operations Command (SOCOM) by providing performance nutrition services. Before training special operations soldiers, he was strength training and nutritionally supporting Olympic speedskaters for the United States Olympic Speedskating Team in preparation for the

2010 Winter Olympic Games and nutritionally assisting collegiate athletes at the University of Utah.

Harper earned a dual Bachelor's degree from Purdue University in dietetics and nutrition, fitness, and health. He also earned a dual Master's degree from the University of Utah in Exercise Sport Science and Sports Nutrition. He is a Board Certified Specialist in Sports Dietetics (CSSD).



Don BROCHER

★★ EQUIPMENT MANAGER ★★

SUPER BOWLS

01 03 04

Don Brocher is in his 41st season with the Patriots. He was named the team's head equipment manager in February of 1994. He originally began working for the Patriots on a part-time basis in July 1972 as a ball boy on George Luongo's staff. He was hired as assistant equipment manager in September 1972. Brocher is the longest-tenured

employee currently on staff for the Patriots and has enjoyed each of the franchise's seven Super Bowl appearances. During his tenure, he has handled the equipment needs for 11 of the Patriots' 14 head coaches. He was born Nov. 23, 1952 in Boston and lives in Massachusetts with his wife, Laurie.





David Schoenfeld is in his first season with the Patriots after being named assistant equipment manager in July. Prior to joining the Patriots, he served as the head football equipment manager at Boston College since 2001. The Haverhill, Mass. native also served on the equipment staff at

Syracuse after beginning his career as a student equipment manager while an undergraduate student. Schoenfeld and his wife, Gina have three daughters, Celia, Gemma and Sylvie and a son, Cal.



John Jastremski is in his 12th season as a full-time equipment assistant and his 18th season associated with the Patriots. He began working for the team part-time as a ball boy in 1994 and was hired onto Don Brocher's staff in August 2001. Jastremski is a graduate of Bryant College

in Smithfield, R.I., where he earned a degree in computer information systems in 2001. The Hopedale, Mass. native was born on April 4, 1979, and graduated from Hopedale Jr./Sr. High School in 1997.



Jimmy Dee is in his 19th season with the Patriots and the 16th as the team's video director. He was appointed to his current position on April 28, 1997. He oversees all video operations for the Patriots, which includes filming, dubbing and editing all game and practice footage. Dee has overseen the transition from non-linear video to digital video and is responsible for keeping the team up-to-date in the ever-

changing world of digital coaching video. His department is responsible for maintaining the digital network of coaching video used by coaches, players and scouts. He originally joined the Patriots on March 31, 1994 as the assistant video director. Jimmy and his wife, Karen, have two sons, James and Jonathan. The family resides in New Bedford, Mass.



Fernando NETO



SUPER BOWLS
01 03 04

★★ ASST. VIDEO DIRECTOR ★★

Fernando Neto is in his 16th year as the Patriots assistant video director under Jimmy Dee. His primary responsibilities include compiling and editing all game and practice tapes for coaches' analysis, cataloging NFL

game tapes and producing "cut-ups." In addition, he helps maintain the team's state-of-the-art digital video system used by the coaching staff, scouts and players.



Jared RITA



★★ VIDEO ASSISTANT ★★

After interning in 2007 and part of the 2008 season, Jared Rita was hired to a full-time position in 2009 as a video assistant for the Patriots. His main responsibilities include assisting in editing game and practice tapes for use

by the coaches, scouts and players. A resident of Dartmouth, Mass., Rita graduated from the New England Institute of Technology in Warwick, RI in 2009, where he received his bachelor's degree in digital recording arts.



Bank of America is proud to be the official bank of the New England Patriots.TM



To learn more about our products and services,
visit bankofamerica.com

Bank of America 

Official Bank of the New England PatriotsTM



2012 PLAYERS





Danny
AIKEN

48

HT: 6-4 WT: 260
Born: 8/28/1988 Exp. (NFL/Patriots): 2/2
GP/GS (Playoffs): 32/0 (5/0) Acq: CW (BUF)-11
College: Virginia Hometown: Roanoke, Va.

★ ★ ★ LONG SNAPPER ★ ★ ★

CAREER TRANSACTIONS

Danny Aiken was claimed off waivers and awarded to the New England Patriots from Buffalo on Sept. 4, 2011 ... Originally signed by Buffalo as a rookie free agent (7/28/11) ... Released by Buffalo (9/3/11).

SEASONAL REVIEWS

2012 (16/0, 2/0)

- ★ Handles long snapping duties on punts and field goals.

2011 (16/0, 3/0)

- ★ Originally signed with Buffalo as a rookie free agent and was claimed off waivers prior to the start of the season.
- ★ Played in all 16 regular season games, snapping on all punts, field goals and extra points and made six special teams tackles.
- ★ Served as the long snapper in three postseason games including Super Bowl XLVI vs. the N.Y. Giants.
- ★ Made his NFL debut at Miami (9/12).

- ★ Tallied a career-high three special teams tackles vs. Kansas City (11/21) on Monday Night Football.

COLLEGE

- ★ Played in all 49 of Virginia's games during his career on special teams as the long snapper on punts and field goals.
- ★ Recorded 12 special teams tackles and recovered two fumbles.

PERSONAL

- ★ Born Aug. 28, 1988.
- ★ Versatile player who saw action all over the field in high school.
- ★ Played quarterback at Cave Spring High School in Roanoke, Va.
- ★ Guided his team to a 10-2 record as a senior.
- ★ Spent a post grad year at Fork Union Military Academy in 2006 where he played tight end and long snapper.



Kamar
AIKEN

16

HT: 6-2 WT: 213
Born: 5/30/1989 Exp. (NFL/Patriots): 2/1
GP/GS (Playoffs): 3/0 (0/0) Acq: FA-12
College: Central Florida Hometown: Hollywood, Fla.

★ ★ ★ WIDE RECEIVER ★ ★ ★

CAREER TRANSACTIONS

Kamar Aiken was signed by the New England Patriots to the 53-man roster from the practice squad on Dec. 29, 2012 ... Originally signed as a rookie free agent by Buffalo (7/28/11) ... Released by Buffalo (9/3/11) ... Signed to the Buffalo practice squad (9/4/11) ... Signed by Buffalo from the practice squad to the 53-man roster (11/22/11) ... Released by Buffalo (8/31/12) ... Signed by Buffalo to the practice squad (9/2/12) ... Released by Buffalo (10/3/12) ... Signed by Chicago to the practice squad (10/9/12) ... Released by Chicago (11/6/12) ... Signed by New England to the practice squad (11/19/12) ... Signed by New England from the practice squad to the 53-man roster (12/22/12) Released by New England (12/24/12) ... Signed by New England to the practice squad (12/26/12).

SEASONAL REVIEWS

2012 (1/0, 0/0)

- ★ Made his first appearance with the Patriots on special teams and as a reserve on offense in the win at Jacksonville (12/23).
- ★ Was inactive for both playoff games.

2012 (0/0 - Buffalo/Chicago)

- ★ Spent time on the practice squad with Buffalo and Chicago, after spending training camp with the Bills.

2011 (2/0 - Buffalo)

- ★ Appeared in two games after being elevated from the practice squad to the active roster on November 22.
- ★ Made his NFL debut at the New York Jets (11/27/11).
- ★ Saw action on special teams, making one tackle, vs. Denver (12/24).
- ★ Originally joined Buffalo as a rookie free agent.

COLLEGE

- ★ Played in 49 games at Central Florida, finishing with 121 receptions for 1,924 yards and 17 touchdowns.
- ★ Appeared in 14 games with 13 starts as a senior, totaling 32 receptions for 486 yards and two touchdowns.
- ★ Started all 12 games as a junior, recording a reception in every game he played, setting career highs in receptions (36), yards (610) and touchdowns (nine).



★ Appeared in nine games as a sophomore and was second on the team with 20 catches and 244 yards.

★ Posted 33 catches, 584 yards and five touchdowns as a freshman, all of which are UCF freshmen receiving records.

PERSONAL

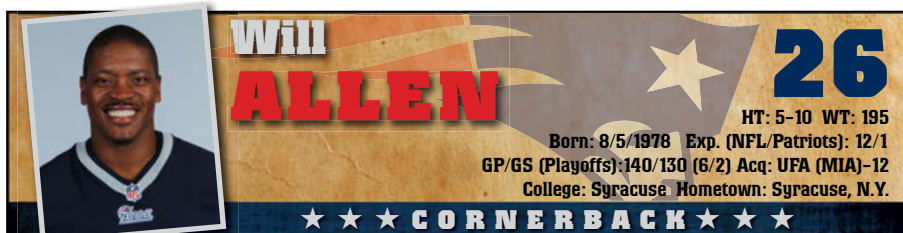
★ Played on both sides of the ball at Chaminade-Madonna High School (Hollywood, FL), earning Class 2A all-state

honors as a defensive back as a senior after recording 60 tackles and five interceptions.

★ Scored 15 total touchdowns on offense, racking up over 1,000 yards combined rushing and receiving as a senior.

★ Son of Juliet Wint.

★ Majored in Criminal Justice and Central Florida.



CAREER TRANSACTIONS

Will Allen was signed by the New England Patriots as an unrestricted free agent from Miami on March 21, 2012 ... Originally drafted by the New York Giants in the first round (22nd overall) of the 2001 NFL Draft ... Signed by Miami as an unrestricted free agent from the New York Giants (3/20/06) ... Released by Miami (9/3/11) ... Signed by Miami (9/14/11).

CAREER HIGHLIGHTS

★ Returned a pick a career-long 32 yards for his first career touchdown at Denver (11/2) in 2008.

★ Started all 16 games in 2007 and was named to the *Sports Illustrated* All-Pro team after totaling 62 tackles, two sacks, one interception, 14 passes defended and two forced fumbles as part of the NFL's fourth best pass defense with Miami.

★ Tied for the second-most fumble recoveries in the NFL in 2006, with fumble recoveries at Pittsburgh (9/7), vs. Jacksonville (12/3) and vs. New England (12/10).

★ Blocked a field goal in overtime at the N.Y. Jets (11/2) in an eventual Giants win in 2003.

SEASONAL REVIEWS

2012 (0/0)

★ Placed on Injured Reserve with a knee injury on Aug. 27, 2012.

2011 (15/6 – Miami)

★ Played in 15 games with six starts and finished with 39 tackles and three passes defended.

2010 (0/0 – Miami)

★ Missed the entire season after being placed on Injured Reserve (9/5) while recovering from a knee injury suffered during the 2009 season.

2009 (6/6 – Miami)

★ Played and started in six games before being placed on Injured Reserve (10/27) with a knee injury.

★ Finished with 21 tackles, six passes defended and two interceptions.

★ Registered six tackles and one pass defended at Atlanta (9/13).

★ Posted two interceptions and three passes defended vs.

Buffalo (10/4).

2008 (16/16, 1/1 – Miami)

★ Started all 16 games, registering 50 tackles, one sack, 15 passes defended and three interceptions, one of which was returned for a touchdown.

★ Started in a Wild Card game vs. Baltimore (1/4) and matched a playoff career-high with five tackles.

★ Recorded four tackles, a pass defended and a forced fumble at Houston (10/12).

★ Registered three tackles and an interception vs. Buffalo (10/26).

★ Had four tackles and one interception at Denver (11/2), returning the pick a career-long 32 yards for his first career touchdown.

★ Posted five tackles and one sack vs. Oakland (11/16).

★ Intercepted a pass in the end zone to end a late rally at Buffalo (12/7).

2007 (16/16 – Miami)

★ Started all 16 games and was named to the *Sports Illustrated* All-Pro team after totaling 62 tackles, two sacks, one interception, 14 passes defended and two forced fumbles as part of the NFL's fourth best pass defense.

★ Posted a season-high six tackles at Washington (9/9) and matched that total at Buffalo (12/9).

★ Had a season-high three passes defended vs. the N.Y. Giants (10/28) in London.

★ Recorded sacks and forced fumbles in back-to-back games at Pittsburgh (11/26) and vs. the N.Y. Jets (12/2).

2006 (15/15 – Miami)

★ Started in all 15 games in which he appeared, finishing with 56 tackles, one sack, one interception, 11 passes defended, three fumble recoveries, one forced fumble and one special teams tackle.

★ Forced a fumble vs. Tennessee (9/24).

★ Posted eight tackles, one interception, three passes defended and one forced fumble, which he returned for 11 yards at Houston (10/1).

★ His three fumble recoveries, at Pittsburgh (9/7), vs. Jacksonville (12/3) and vs. New England (12/10), tied for second-most in the NFL.

2005 (16/16, 1/1 – N.Y. Giants)

★ Started all 16 games, totaling 70 tackles, 11 passes



defensed, one fumble recovery, one forced fumble and four special teams tackles.

★ Started the first round playoff game vs. Carolina (1/8/06), registering four tackles.

★ Recorded a season-high nine tackles at Seattle, in addition to one pass defensed, one forced fumble and one fumble recovery.

2004 (16/16 – N.Y. Giants)

★ Started all 16 games, totaling career-highs in tackles (81) and passes defensed (19) and added one interception, one sack and one forced fumble.

★ Registered first career sack vs. Cleveland (9/26).

★ Had one interception at Minnesota (10/31).

★ Recorded a career-high 10 tackles in addition to one pass defensed vs. Philadelphia (11/28).

2003 (12/12 – N.Y. Giants)

★ Played and started 12 games before being placed on Injured Reserve (12/2).

★ Posted 45 tackles, two interceptions, 14 passes defensed, a fumble recovery and two special teams tackles.

★ Had interceptions at Washington (9/21) and vs. Philadelphia (10/19).

★ Blocked a field goal in overtime at the N.Y. Jets (11/2) in an eventual Giants win.

★ Recorded six tackles and one fumble recovery at Tampa Bay (11/24).

2002 (15/15, 1/1 – N.Y. Giants)

★ Started in all 15 games in which he appeared, totaling 62 tackles, one interception, 11 passes defensed and one special teams tackle.

★ Started first round playoff game at San Francisco (1/5), registering five tackles.

★ Registered five tackles and one interception in the season opener vs. San Francisco (9/5).

2001 (13/12, – N.Y. Giants)

★ Played in 13 games, starting 12, posting 42 tackles, 13 passes defensed, one fumble recovery, three special teams tackles and led the team with a career-high four interceptions.

★ Tallied four tackles in his first career start at Kansas City (9/23).

★ Recovered a fumble vs. Washington (10/7).

★ Recorded his first career interception at Arizona (11/11).

★ Posted five tackles and two interceptions at Minnesota (11/19).

★ Registered five tackles, four passes defensed and an interception at Philadelphia (12/30).

COLLEGE

★ Three-year starter at Syracuse, where he started 28 of 43 games over his four-year career.

★ Finished with 142 tackles, four interceptions and 39 passes defensed in addition to returning 37 kickoffs for a 22.7-yard average.

★ Named to the All-Big East First-Team and was a semi-finalist for the Jim Thorpe Award, given to the nation's top defensive back, as a senior after recording 41 tackles, two interceptions and 17 passes defensed.

PERSONAL

★ Two-time first-team all-conference cornerback and a first-team all-state selection as a senior at Corcoran High School in Syracuse, N.Y.


★ Also ran track and finished third in the state with a time of 10.5 seconds in the 100-meter dash.

★ Will and wife, Roshonda, have a daughter, Jasmine and two sons, Will Jr. and Blake.

★ Majored in economics.

★★★★★ WILL ALLEN ★★★★★★																			
Pos: CB Ht: 5-10 Wt: 195 Year: 12th Acq: UFA (MIA)-12 College: Syracuse Born: 8/5/78																			
REGULAR SEASON			TACKLES					INTERCEPTIONS					MISCELLANEOUS						
Year	Team	G/S	TT	UT	A	S	Yds	No	Yds	Avg	Lg	TD	PD	FF	FR	Yds	TD	SpT	
2001	Giants	13/12	42	38	4	0.0	0.0	4	27	6.8	17	0	13	0	1	0	0	3	
2002	Giants	15/15	62	53	9	0.0	0.0	1	0	0.0	0	0	11	0	0	0	0	1	
2003	Giants	12/12	45	38	7	0.0	0.0	2	23	11.5	22	0	14	0	1	0	0	2	
2004	Giants	16/16	81	75	6	1.0	6.0	1	11	11.0	11	0	19	0	0	0	0	0	
2005	Giants	16/16	70	62	8	0.0	0.0	0	0	0.0	0	0	11	0	1	33	0	4	
2006	Dolphins	15/15	56	42	14	1.0	0.0	1	11	11.0	11	0	11	1	3	5	0	1	
2007	Dolphins	16/16	62	48	14	2.0	23.0	1	14	14.0	14	0	14	2	0	0	0	0	
2008	Dolphins	16/16	50	42	8	1.0	11.0	3	62	20.6	32t	1	16	1	0	0	0	0	
2009	Dolphins	6/6	21	19	2	0.0	0.0	2	27	13.5	21	0	6	0	0	0	0	0	
2010	Dolphins							Injured Reserve											
2011	Dolphins	15/6	39	35	4	0.0	0.0	0	0	0.0	0	0	3	0	0	0	0	0	
2012	Patriots							Injured Reserve											
Totals - 12 Years		140/130	528	452	76	5.0	40.0	15	192	12.8	32t	1	117	4	6	38	0	11	
POSTSEASON			TACKLES					INTERCEPTIONS					MISCELLANEOUS						
Year	Team	G/S	TT	UT	A	S	Yds	No	Yds	Avg	Lg	TD	PD	PD	FF	FR	Yds	TD	
2002	Giants	1/1	5	5	0	0.0	0.0	0	0	0.0	0	0	0	0	0	0	0	0	0
2005	Giants	1/1	4	3	1	0.0	0.0	0	0	0.0	0	0	0	0	0	0	0	0	0
2008	Dolphins	1/1	5	5	0	0.0	0.0	0	0	0.0	0	0	0	0	0	0	0	0	0
Totals - 3 Years		3/3	14	13	1	0.0	0.0	0	0	0.0	0	0	0	0	0	0	0	0	0





Kyle
ARRINGTON

24

HT: 5-10 WT: 195
Born: 8/12/1986

Exp. (NFL/Patriots): 4/4 GP/GS (Playoffs): 57/40 (7/4)
Acq: FA-09 College: Hofstra Hometown: Accokeek, Md.

★ ★ ★ **CORNERBACK** ★ ★ ★

CAREER TRANSACTIONS

Kyle Arrington was signed to the New England Patriots 53-man roster from the practice squad on Nov. 8, 2009 ... Originally signed by Philadelphia as a rookie free agent (4/28/08) ... Waived by Philadelphia (8/30/08) ... Signed by Philadelphia to the practice squad (9/3/08) ... Waived by Philadelphia from the practice squad (9/9/08) ... Signed by Tampa Bay to the practice squad on (9/17/08) ... Waived by Tampa Bay (9/5/09) ... Signed by Tampa Bay to the practice squad on (9/6/09) ... Signed by Tampa Bay to the 53-man roster from the practice squad (9/10/09) ... Waived by Tampa Bay on (9/14/09) ... Signed by New England to the practice squad (9/21/09).

CAREER HIGHLIGHTS

- ★ Tied Charles Woodson (Green Bay) and Eric Weddle (San Diego) for most interceptions in the league in 2011 with seven.
- ★ Scored two touchdowns in 2010 - one on a blocked field goal at Miami (10/4) and the other on his first career interception vs. Green Bay (12/19).

SEASONAL REVIEWS

2012 (16/12, 2/0)

- ★ Started the first 10 games of the season at right corner. Moved to slot corner with the addition of Aqib Talib and the emergence of rookie Alfonzo Dennard.
- ★ Started at right corner in place of an injured Alfonzo Dennard for final two games of the regular season.
- ★ Tied season-high with seven tackles at Jacksonville (12/23). Also made one special teams tackle.
- ★ Started in the win at St. Louis (10/28) but left during the first series of the game with a head injury.
- ★ Started in the win at Tennessee (9/9). Made three tackles and deflected a second-quarter pass that was intercepted by Tavon Wilson in the end zone.

2011 (16/14, 3/3)

- ★ Started 14 of 16 games and tied for the NFL lead with seven interceptions. Made 83 tackles and defended 13 passes.
- ★ Started all three playoff games and made 17 stops, two special teams tackles, defended one pass and had one quarterback hit.
- ★ Notched multiple interceptions twice in 2011 - at Buffalo (9/25) and vs. Kansas City (11/21).
- ★ Ended Buffalo's first two drives with interceptions in the first two-interception game of his career (9/25). He later picked off two Tyler Palko passes against Kansas City on Monday Night Football (11/21), racking up 44 yards in returns.
- ★ Started the Divisional playoff game against the Broncos (1/14), forcing a special teams fumble, compiling 10 tackles, a pass defended and one special teams stop.



- ★ Earned a black belt in Tae Kwan Do while he was in middle school.
- ★ Performed in school plays during high school and would like to be an actor following his football career.

2010 (16/14, 1/1)

- ★ Played 16 games with 14 starts and finished the season with a career-high 67 total tackles on defense, one interception, two touchdowns and 16 special team tackles.
- ★ Moved into the starting lineup at cornerback in Week 3 vs. Buffalo (9/26).
- ★ Made his first NFL start vs. Buffalo (9/26) and registered five tackles.
- ★ Returned a blocked field goal by Patrick Chung 35 yards for a touchdown at Miami (10/4). It was the Patriots' first touchdown from a blocked field goal since Raymond Clayborn scored on a 71-yard return of a field goal blocked by Andre Tippett in 1987.
- ★ Registered his first career interception and returned it 36 yards for a touchdown vs. Green Bay (12/19).
- ★ Started at cornerback before being used as a rusher for much of the game, making three tackles and one special teams stop vs. Indianapolis (11/21).

2009 (1/0 - Tampa Bay)

- ★ Went to training camp with Tampa Bay.
- ★ Began the 2009 season on the Tampa Bay practice squad, but was signed to the 53-man roster prior to the Buccaneers' season-opener against Dallas (9/13).
- ★ Saw action against Dallas, but did not have any tackles.

2009 (8/0, 1/0 - New England)

- ★ Signed to the New England practice squad on Sept. 21 after being waived by Tampa Bay on Sept. 14.
- ★ Played in eight games with the Patriots and finished second on the team with 17 special teams tackles.
- ★ Tallied five special teams tackles vs. Jacksonville (12/27), the highest single-game total by a Patriots player since the 2002 season (6, by Larry Izzo on 9/22/02).
- ★ Recovered his first career fumble in the postseason game vs. Baltimore (1/10), picking up the ball at the Baltimore 16-yard line after a muffed punt in the second quarter to help set up a Patriots touchdown.

2008 (0/0 - Philadelphia/Tampa Bay)

- ★ Originally signed with Philadelphia as a rookie free agent.
- ★ Spent one week on the Philadelphia practice squad and



★ ★ ★ 2011 NFL LEADER ★ ★ ★

Kyle Arrington, who had just two interceptions during his entire college career at Hofstra, tied for the NFL lead with a career-high seven interceptions in 2011. The last Patriots player to lead the league in interceptions was Asante Samuel with 10 in 2006. Arrington had two games in 2011 with two picks: at Buffalo on Sept. 25 and vs. Kansas City on Nov. 21.

2011 NFL INTERCEPTION LEADERS

Player	Team	Int	Yds	Avg	Lg	TD
Kyle Arrington	NE	7	92	13.1	28	0
Eric Weddle	SD	7	89	12.7	26	0
Charles Woodson	GB	7	63	9.0	30t	1

the final 14 weeks of the season on the Tampa Bay practice squad.

COLLEGE

- ★ Played at Hofstra.
- ★ Recorded 53 tackles, one interception, two forced fumbles and one fumble recovery during his senior season.
- ★ Finished his career with two interceptions.
- ★ Earned his degree in mass media studies.

★ ★ ★ NFL INTERCEPTIONS LEADER ★ ★ ★

Kyle Arrington's seven interceptions in 2011 were tied for most in the NFL last season. It is the third time in team history that a Patriot has led or tied for the league lead in interceptions.

Player	Year	Interceptions
Ty Law	1998	9
Asante Samuel	2006	10
Kyle Arrington	2011	7

PERSONAL

- ★ Attended Gwynn Park High School in Brandywine, Md.
- ★ Played football, basketball and ran track.
- ★ Led high school to a regional championship and earned second-team all county honors during his senior year.
- ★ Was a black belt in Tae Kwan Do in middle school.
- ★ Born Kyle Chandler Arrington on Aug. 12, 1986 in Accokeek, Md.
- ★ Married Vashonda Murphy on March 17, 2012.

★ ★ ★ ★ ★ KYLE ARRINGTON ★ ★ ★ ★ ★

Pos: CB Ht: 5-10 Wt: 195 Year: 4th Acq: FA-09 College: Hofstra Born: 8/12/86

REGULAR SEASON		TACKLES					INTERCEPTIONS					MISCELLANEOUS						
Year	Team	G/S	TT	UT	A	S	Yds	No	Yds	Avg	Lg	TD	PD	FF	FR	Yds	TD	SpT
2009	Buccaneers	1/0	0	0	0	0.0	0.0	0	0	0.0	0	0	0	0	0	0	0	0
2009	Patriots	8/0	0	0	0	0.0	0.0	0	0	0.0	0	0	0	0	0	0	0	17
2010	Patriots	16/14	67	51	16	0.0	0.0	1	36t	36.0	36t	1	5	0	0	0	0	16
2011	Patriots	16/14	83	56	27	0.0	0.0	7	92	14.3	28	0	13	0	1	0	0	10
2012	Patriots	15/11	67	54	13	0.0	0.0	0	0	0.0	0	0	10	1	1	0	0	9
Totals - 4 years		57/40	217	161	56	0.0	0.0	8	128	16.0	36t	1	28	1	2	0	0	52
POSTSEASON		TACKLES					INTERCEPTIONS					MISCELLANEOUS						
Year	Team	G/S	TT	UT	A	S	Yds	No	Yds	Avg	Lg	TD	PD	FF	FR	Yds	TD	SpT
2009	Patriots	1/0	0	0	0	0.0	0.0	0	0	0.0	0	0	0	0	0	0	0	1
2010	Patriots	1/1	2	2	0	0.0	0.0	0	0	0.0	0	0	0	0	0	0	0	0
2011	Patriots	3/3	17	13	4	0.0	0.0	0	0	0.0	0	0	1	1	0	0	0	1
2012	Patriots	2/0	6	4	2	0.0	0.0	0	0	0.0	0	0	1	0	0	0	0	3
Totals - 4 years		7/4	25	19	6	0.0	0.0	0	0	0.0	0	0	2	1	0	0	0	5

Additional Statistics: Recovered a fumble on a muffed punt vs. Baltimore (1/10/09)





Jake BALLARD

88

HT: 6-6 WT: 275
 Born: 12/21/1987 Exp. (NFL/Patriots): 2/1
 GP/GS (Playoffs): 15/13 (4/3) Acq: CW (NYG)-12
 College: Ohio State Hometown: Springboro, Ohio

★ ★ ★ TIGHT END ★ ★ ★

CAREER TRANSACTIONS

Jake Ballard was claimed off waivers and awarded to the New England Patriots from the N.Y. Giants on June 12, 2012 ... Originally signed by the N.Y. Giants as a rookie free agent (4/25/10) ... Released by the N.Y. Giants (8/19/10) ... Signed to the N.Y. Giants practice squad (9/5/10) ... Signed by the N.Y. Giants to the 53-man roster from the practice squad (11/20/10) ... Released by the N.Y. Giants (11/24/10) ... Signed to the N.Y. Giants practice squad (11/26/10) ... Signed by the N.Y. Giants to the 53-man roster from the practice squad (12/16/10) ... Released by the N.Y. Giants (6/11/12).

SEASONAL REVIEWS

2012 (0/0)

★ Placed on Reserve/Physically Able to Perform List with a knee injury on Aug. 27, 2012.

2011 (14/13, 4/3 – N.Y. Giants)

★ Played in 14 games with 13 starts, finishing with 38 catches for 604 yards and four touchdowns.

★ Played in all four postseason games, starting three, including Super Bowl XLVI, and recorded five receptions for 43 yards.

★ Tallied touchdown catches in back-to-back weeks at Arizona (10/2) and vs. Seattle (10/9).

★ Posted career-highs with five receptions for 81 yards vs. Buffalo (10/16).

★ Scored the game-winning touchdown with 15 seconds remaining at New England (11/6), finishing with four receptions for 67 yards.

★ Had two receptions for 10 yards against the Patriots in the Super Bowl before being forced to leave the game with a knee injury.

2010 (1/0 – N.Y. Giants)

★ Spent most of his rookie season on the practice squad.

★ Appeared in one game, at Philadelphia (11/21) as an extra tight end after being signed from the practice squad the day before the game.

★ Returned to the practice squad after the Philadelphia game before being re-signed to the 53-man roster on Dec. 16.

★ Was on the 53-man roster but inactive for the final three games of the season.

COLLEGE

★ Played in 25 games at Ohio State, totaling 34 receptions for 377 yards and three touchdowns.

★ Posted career-highs as a senior with 14 receptions and 150 yards in 10 games.

PERSONAL

★ Played on both sides of the ball as a senior at Springboro (Ohio) High School, tallying 22 receptions for 363 yards and three touchdowns and was named Ohio's 2005 Division II Defensive Player of the Year with 35 solo tackles, 42 assists, 10 tackles for loss and 3.0 sacks.

★ Named first team all-league, district player of the year and all-Ohio in 2004 and 2005.

★ Four-year letterman in football and basketball.

★ Majored in sport and leisure studies.

★ ★ ★ ★ ★ JAKE BALLARD ★ ★ ★ ★ ★

Pos: TE Ht: 6-6 Wt: 275 Year: 3rd Acq: CW (NYG)-12 College: Ohio State Born: 12/21/87

REGULAR SEASON

RECEIVING

Year	Team	G/S	Rec	Yds	Avg	Lg	TD
2010	Giants	1/0	0	0	0.0	0	0
2011	Giants	14/13	38	604	15.9	41	4
Totals - 2 Years		15/13	38	604	15.9	41	4

POSTSEASON

RECEIVING

Year	Team	G/S	NO	YDS	AVG	LG	TD
2011	Giants	4/3	5	43	8.6	17	0
Totals - 1 Year		4/3	5	43	8.6	17	0



Josh BARRETT **30**
 HT: 6-2 WT: 225
 Born: 11/22/1984 Exp. (NFL/Patriots): 5/3
 GP/GS (Playoffs): 25/7 (0/0) Acq: CW (DEN)-10
 College: Arizona State Hometown: Reno, Nev.

★ ★ ★ SAFETY ★ ★ ★

CAREER TRANSACTIONS

Josh Barrett was claimed off waivers and awarded to the New England Patriots from Denver on Aug. 6, 2010 ... Originally drafted by Denver in the seventh round (220th overall) of the 2008 NFL Draft ... Waived by Denver (8/30/08) ... Signed by Denver to the practice squad (8/31/08) ... Signed by Denver to the 53-man roster from the practice squad (11/22/08) ... Waived by Denver (8/5/10).

SEASONAL REVIEWS

2012 (0/0)

★ Placed on Injured Reserve with a groin injury on Aug. 27, 2012.

2011 (5/4, 0/0)

★ Appeared in five games with four starts while making 14 tackles and three stops on special teams.

★ Placed on Injured Reserve with a calf injury on Nov. 9, 2011.

★ Played and started his first game as a Patriot, making four solo tackles at Miami (9/12).

2010 (0/0, 0/0)

★ Placed on injured reserve on Aug. 31, 2010 with a shoulder injury that was suffered while with Denver during the preseason.

★ Claimed off waivers by the Patriots on Aug. 6 after being waived by Denver.

2009 (14/0 – Denver)

★ Played in 14 games and registered two solo tackles on defense and finished with eight special-teams stops.

★ Saw limited action as a backup on defense with the majority of his playing time on special teams.

2008 (6/3 – Denver)

★ Spent the first 11 weeks of his rookie season on the practice squad before being signed to the 53-man roster

EXTRA POINTS

- ★ Father, Grieg, played basketball at Nevada, and his cousin, Jerald Moore, played running back with the St. Louis Rams (1996-98) and New Orleans Saints (2000)
- ★ Enrolled in the NFL Business Management and Entrepreneurial Program at Harvard Business School during the 2011 offseason. The program is one of NFL Player Engagement's initiatives to assist players in preparing for their post-playing careers.

on Nov. 22.

★ Played in six games and started the final three games at safety.

★ Finished the season with 23 total tackles, one interception and four passes defended.

★ Also registered five special teams tackles.

COLLEGE

★ Posted 174 tackles (121 solo), six interceptions, three sacks, 17 passes defended, four fumble recoveries and one forced fumble in 47 career games at Arizona State.

★ Received honorable mention All-Pacific-10 Conference honors as a junior after leading the team in tackles (82) and interceptions (3) as a 13-game starter.

PERSONAL

★ Attended Reno High School in Reno, Nev., where he was selected the Northern Class 4A Player of the Year as a senior.


★ Garnered first-team all-region honors at wide receiver, defensive back and return specialist.



★ ★ ★ ★ ★ **JOSH BARRETT** ★ ★ ★ ★ ★

Pos: S Ht: 6-2 Wt: 225 Year: 5th Acq: CW(DEN)-10 College: Arizona State Born: 11/22/84

REGULAR SEASON			TACKLES					INTERCEPTIONS					MISCELLANEOUS					
Year	Team	G/S	TT	UT	A	S	Yds	No	Yds	Avg	Lg	TD	PD	FF	FR	Yds	TD	SpT
2008	Broncos	6/3	23	15	8	0	0	1	34	34.0	34	0	4	0	0	0	0	5
2009	Broncos	14/0	2	2	0	0	0	0	0	0.0	0	0	0	0	0	0	0	8
2010	Patriots							Injured Reserve										
2011	Patriots	5/4	14	9	5	0	0	0	0	0.0	0	0	0	0	0	0	0	3
2012	Patriots							Injured Reserve										
Total - 5 years		25/7	39	26	13	0	0	1	34	34.0	34	0	4	0	0	0	0	16
POSTSEASON			TACKLES					INTERCEPTIONS					MISCELLANEOUS					
Year	Team	G/S	TT	UT	A	S	Yds	No	Yds	Avg	Lg	TD	PD	FF	FR	Yds	TD	SpT
2010	Patriots	0/0						Injured Reserve										
2011	Patriots	0/0						Injured Reserve										
Totals - 2 years		0/0	0	0	0	0.0	0.0	0	0	0.0	0	0	0	0	0	0	0	0



Jake
BEQUETTE

92

HT: 6-5 WT: 265
Born: 2/21/1989 Exp. (NFL/Patriots): Rookie
GP/GS (Playoffs) 3/0 (0/0) Acq: D3-12 (90th)
College: Arkansas Hometown: Little Rock, Ark.

★ ★ ★ DEFENSIVE END ★ ★ ★

PRONOUNCED BECK-it

CAREER TRANSACTIONS

Jake Bequette was drafted by the New England Patriots in the third round (90th overall) of the 2012 NFL Draft.

SEASONAL REVIEWS

2012 (3/0, 0/0)

- ★ Was inactive for both playoff games.
- ★ Made his NFL debut as a reserve on defense at Buffalo (9/30).
- ★ Was inactive for the first three games of the season and vs. Houston (1/13), vs. Miami (12/30), at Jacksonville (12/23), vs. San Francisco (12/16), vs. Houston (12/10), at N.Y. Jets (11/22), vs. Indianapolis (11/18), vs. Buffalo (11/11), vs. N.Y. Jets (10/21), at Seattle (10/14) and vs. Denver (10/7).

COLLEGE

- ★ Bequette appeared in 48 games for Arkansas, starting 42 contests.
- ★ Recorded 126 tackles (64 solo) with 23½ sacks for minus 165 yards, 32.5 stops for losses totaling 198 yards and 35 quarterback pressures.
- ★ Caused eight fumbles and recovered three others, adding a safety and five pass deflections.
- ★ Was one of four players in school history to register 20.0 sacks during a career, ranking third on the all-time list while joining Wayne Martin (25.5; 1985-88), Henry Ford (25.0; 1990-93) and Steven Conley (21.0; 1992-95).
- ★ His 10.0 sacks in 2011 rank sixth on the school season-record chart.

★ His seven sacks in 2010 tied Ron Furot (1983), Scott Long (1989), Marcus Adair (1993), Melvin Bradley (1996) and C.J. McLain (1998) for ninth on the Razorbacks' annual list.

★ His three sacks vs. Mississippi State in 2009 were the most by an Arkansas player in a regular season game since Wayne Martin registered five vs. Mississippi in 1988 and he matched that figure again against South Carolina in 2011.

★ Tied Jamaal Anderson (2004-06) for 10th place on the Razorbacks career-record list with 32.5 stops behind the line of scrimmage.

★ Bequette's three tackles-for-loss vs. Mississippi State in 2009 were the most by a UA performer in a regular season game since Desmond Sims tallied 4.5 stops vs. South Carolina in 2005 (note-Anthony Leon would record four stops-for-loss vs. Tennessee Tech in 2010 and Jamaal Anderson also had four, coming vs. Wisconsin in the 2007 Capital One Bowl).

★ Recorded 23 of his tackles inside the red zone, including five on goal-line plays.

PERSONAL

- ★ Born Feb. 21, 1989, he is the son of Jay and Cindy Bequette.
- ★ He earned his bachelor's degree in finance.
- ★ He is the fourth member of the Bequette family to play football at Arkansas.
- ★ His father played from 1980-82, his uncle Chris from 1984-87 and his grandfather George from 1954-56. He was named to the SEC's Freshman Academic Honor Roll and Arkansas' Lon Farrell Academic Honor Roll for the 2007-08 academic year, and to the Razorback Honor Roll for the 2008-09 year.
- ★ He was named to the SEC Academic Honor Roll and the Athletic Director's List in the fall of 2009 and the fall of 2010.



★ ★ ★ ★ ★ **JAKE BEQUETTE** ★ ★ ★ ★ ★

Pos: DE Ht: 6-5 Wt: 265 Year: R Acq: D3-12 (90th) College: Arkansas Born: 2/21/89

REGULAR SEASON		TACKLES					INTERCEPTIONS					MISCELLANEOUS						
Year	Team	G/S	TT	UT	A	S	Yds	No	Yds	Avg	Lg	TD	PD	FF	FR	Yds	TD	SpT
2012	Patriots	3/0	0	0	0	0	0	0	0	0.0	0	0	0	0	0	0	0	0
Totals - 1 Year		3/0	0	0	0	0.0	0.0	0	0	0.0	0	0	0	0	0	0	0	0



Brandon BOLDEN

38

HT: 5-11 WT: 220

Born: 1/26/1990 Exp. (NFL/Patriots): Rookie

GP/GS Playoffs: 10/0 (2/0) Acq: FA-12

College: Mississippi Hometown: Baton Rouge, La.

★ ★ ★ **RUNNING BACK** ★ ★ ★

CAREER TRANSACTIONS

Brandon Bolden was signed by the New England Patriots as a rookie free agent on May 10, 2012.

SEASONAL REVIEWS

2012 (10/0, 2/0)

★ Plays mainly on special teams and as a reserve running back on offense.

★ Inactive due to injury at St. Louis (10/28) and vs. NY Jets (10/21)

★ Gained 54 yards on 14 carries (3.9 avg) vs. Denver (10/7) as part of a rushing attack that eclipsed 200 yards in back-to-back games for the first time since 1978.

★ Compiled 137 yards on 16 carries (8.6 avg) and a touchdown for the first 100-yard rushing game of his career. Bolden and Stevan Ridley (106 yards) became the first Patriots running back duo to eclipse 100 yards rushing in the same game since Nov. 23, 1980 at Baltimore Colts when Don Calhoun (106) and Vagas Ferguson (100) each went over 100 yards rushing. Also caught one pass for 11 yards. Earned Fed-Ex NFL Ground Player of the Week for

EXTRA POINTS

★ Bolden's grandfather, Frank Pitts, played 10 years in the NFL, as a receiver for the Chiefs, Browns, and Raiders. He was with Kansas City for two Super Bowls, losing Super Bowl I and winning Super Bowl IV. Those are two games Bolden, quite proudly, has become familiar with. Very familiar.

"I remember being 6 years old, him popping in a highlight film of Super Bowl I and IV. I've seen that tape, I'm 22 now, I've seen that tape at least 500 times," Bolden said. "He's great, been pretty much my role model since forever. He'll call me at the end of the game and tell me everything I did wrong. He's my toughest critic, and I think that rubbed off on me."

his efforts.

★ Appeared on special teams and offense compiling four yards on two carries (2.0 avg) and his first career touchdown on a two-yard rush at Baltimore (9/23).

★ Made his NFL debut and rushed for 11 yards on five carries (2.2 avg) in the season-opening win at Tennessee (9/9).

★ ★ ★ **HONORS & AWARDS** ★ ★ ★

2012

Fed-Ex Ground Player of the Week (Week 4)

★ ★ ★ **BETTER THAN AVERAGE** ★ ★ ★

Rookie RB Brandon Bolden finished with 16 carries for 137 yards and an 8.6-yard average at Buffalo (9/30). He also had runs of 20 and 27 yards. His 8.6-yard average is tied for the third highest ever in a single game for the Patriots among running back with at least 15 rushing attempts.

Highest Rushing Average/Single game

(min. 15 attempts)

Curtis Martin	9.6 (17-164 vs. Washington, Oct. 13, 1996)
Tony Collins	9.2 (23-212 vs. N.Y. Jets, Sept. 18, 1983)
Brandon Bolden	8.6 (16-137 at Buffalo, Sept. 30, 2012)
Sammy Morris	8.6 (16-138 vs. Denver, Oct. 20, 2008)
Jim Nance	8.6 (17-146 at Houston, Dec. 11, 1966)

COLLEGE

★ Finished career ranked second in school in history in total touchdowns (33) and rushing touchdowns (27), third in all-purpose yards (3,681) and fourth in rushing yards (2,604).

★ Played in 10 games with four starts as a senior in 2011, totaling 96 carries for 462 yards and four touchdowns while serving as team captain.

★ Earned Associated Press All-SEC Honorable Mention honors as a junior after playing in all 12 games with 11 starts and tying the school's single-season records for total touchdowns (17) and rushing touchdowns (14) and finishing fifth in the SEC in rushing (81.3 ypg).

★ Appeared in all 13 games with eight starts as a



sophomore, registering 129 carries for 614 yards and four touchdowns and 20 receptions for 209 yards and one touchdown.

PERSONAL

★ Born Jan. 26, 1990.

★ Played in all 13 games as a freshman, amassing 542 rushing yards, five rushing touchdowns and one receiving touchdown.

★ ★ ★ ★ ★ **BRANDON BOLDEN** ★ ★ ★ ★ ★

Pos: RB Ht: 5-11 Wt: 220 Year: Rookie Acq: FA-12 College: Mississippi Born: 1/26/90

REGULAR SEASON		RUSHING						RECEIVING				
Year	Team	G/S	No	Yds	Avg	Lg	TD	No	Yds	Avg	Lg	TD
2012	Patriots	10/0	56	274	4.9	27	2	2	11	5.5	11	0
Totals - 1 Year		10/0	56	274	4.9	27	2	2	11	5.5	11	0
REGULAR SEASON		RUSHING						RECEIVING				
Year	Team	G/S	No	Yds	Avg	Lg	TD	No	Yds	Avg	Lg	TD
2012	Patriots	2/0	0	0	0.0	0	0	0	0	0.0	0	0
Totals - 1 Year		2/0	0	0	0.0	0	0	0	0	0.0	0	0

Additional Statistics: 6 special Teams Tackles





Tom BRADY

12

HT: 6-4 WT: 225 Born: 8/3/1977
Exp. (NFL/Patriots): 13/13
GP/GS (Playoffs): 177/175 (24/24) Acq: D6b-00 (199th)
College: Michigan Hometown: San Mateo, Calif.

PRO BOWLS: SUPER BOWLS:

★ QUARTERBACK ★

01 04 05 07 09 10 11 12 01 03 04

CAREER TRANSACTIONS

Tom Brady was drafted by the New England Patriots in the sixth round (199th overall) of the 2000 NFL Draft.

CAREER HIGHLIGHTS

- ★ Finished 2011 with 5,235 passing yards and joined Drew Brees (5,476 in 2011 and 5,069 in 2008), Dan Marino (5,084 in 1984) and Matthew Stafford (5,038 in 2011) as the only players in NFL history to reach 5,000 passing yards in a single season.
- ★ Two-time NFL MVP (2007 & 2010).
- ★ In 2010, became the first player in NFL history to be unanimously selected as the Associated Press Most Valuable Player.
- ★ Brady's overall record is 153-46 (.769) in regular-season and playoff games. It is the best record of any NFL quarterback in the Super Bowl Era (since 1966) with at least 100 starts.
- ★ Brady is 17-7 (.708) in the playoffs, the highest winning percentage in NFL history and his 17 total playoff wins are the most in NFL history.
- ★ Brady's touchdown-to-interception ratio (2.72) ranks second in NFL history among all players with 2,000 or more passing attempts.
- ★ Brady has been elected to the Pro Bowl eight times in his career (2001, 2004, 2005, 2007, 2009, 2010, 2011, 2012).
- ★ Has thrown at least one touchdown pass in 48 straight regular season games to extend a team mark. Brady's 48 straight games are the longest current streak and are second all time, behind Drew Brees (54).
- ★ Brady once again had at least one touchdown pass in all 16 games of the 2012 season, marking the third straight year he has done so. Since the NFL went to a 16-game season in 1978, only seven quarterbacks have thrown for at least one touchdown in each game. Tom Brady and Drew Brees are the first to do so in two straight seasons (2010, 2011).
- ★ In 2010, Brady set career records for touchdown-to-interception ratio (9.0) and interception percentage (0.8), throwing only four interceptions on 492 pass attempts in the regular season.
- ★ Has amassed 18 four touchdown games and 53 300-yard passing games in his 12-year career.
- ★ Has thrown 334 career touchdown passes, good for fifth all time in NFL history.
- ★ In 2007, Brady was named the NFL's Most Valuable Player, setting all-time NFL records for most touchdown passes in a season (50), highest touchdown-interception differential (+42), most games with three or more touchdown passes (12), most touchdown passes in a month (20 in October 2007), and highest completion percentage in a game (92.9 percent on Jan. 12, 2008). Brady's 117.2 passer rating in 2007 was the second highest of all-time, while his 4,806 passing yards were the third highest single-season total in league history.
- ★ In addition to the NFL records Brady set in 2007, he

also set Patriots franchise records for highest completion percentage in a season (68.9 percent), most passing yards in a season (4,806), highest passer rating in a season (117.2), highest passer rating in a game (158.3 on Oct. 21, 2007) and most touchdown passes in a game (6 on Oct. 21, 2007).

★ In 2007, Brady contributed to the Patriots' establishment of several NFL single-season team records, including most points scored in a season (589), largest point differential in a season (+315) and most touchdowns in a season (75). The Patriots became the first team in NFL history to complete a 16-0 regular season and tied the league's single-season mark with 18 overall victories.

★ Brady and receiver Randy Moss set an NFL single-season record in 2007 for most touchdown passes between a passer and a receiver (23), with Moss' 23 touchdown catches also setting a league record.

★ Brady won 76 of his first 100 regular season starts, tying Roger Staubach's mark for most victories by a quarterback in his first 100 starts during the Super Bowl Era (since 1966).

★ Brady is the only quarterback in NFL history to start and win three Super Bowls before his 28th birthday, having quarterbacked the Patriots to victories in Super Bowl XXXVI when he was 24 years old, Super Bowl XXXVIII (26) and Super Bowl XXXIX (27).

★ Brady is the fourth quarterback in NFL history to lead his team to three or more Super Bowl wins, joining Terry Bradshaw (4), Joe Montana (4) and Troy Aikman (3).

★ Brady owns two Pete Rozelle Awards as Super Bowl MVP (XXXVI and XXXVIII). He is just the fifth player in Super Bowl history to earn multiple MVP awards, joining Joe Montana (3), Terry Bradshaw (2), Eli Manning (2) and Bart Starr (2). Montana, Bradshaw and Starr are enshrined in the Pro Football Hall of Fame.

★ Brady led a game-winning drive to break a tie or take the lead in the fourth quarter of each of the Patriots' three Super Bowl victories, becoming the only quarterback in NFL history to lead three such game-winning drives in the Super Bowl.

★ Brady tied an NFL record in 2005 by distributing his 26 touchdown passes to 12 different players. The only other NFL player to accomplish the feat was Brad Johnson in 2003.

★ Brady is tied with Drew Brees (Super Bowl XLIV) for the Super Bowl record for pass completions in a game, connecting on 32 passes in Super Bowl XXXVIII.

★ Brady won his first 10 playoff games, setting an NFL record for the most consecutive playoff wins.

★ Brady has been voted an offensive co-captain by his teammates for the last 11 seasons (2002-2012).

★ Brady led the NFL with 28 touchdown passes in 2002 and became the first Patriot to lead the league in touchdown passes since Steve Grogan shared the lead with Cleveland's Brian Sipe (28) in 1979.

★ Brady threw at least two touchdown passes in each of the first five games of the 2002 season, the first Patriot to accomplish that feat and the first Patriot to throw for at least



★ **BRADY'S SINGLE-GAME CAREER HIGHS** ★

Regular Season

Attempts:	65	vs. San Francisco (12/16/12)
	55	vs. Denver (9/24/06)
		at Chicago (11/10/02)
		at Kansas City (9/22/02)
Completions:	39	vs. Buffalo (9/14/09)
Long:	99t	at Miami (9/12/11)
Yards:	517	at Miami (9/12/11)
Pct. (min. 20 att.):	.885	vs. Jacksonville (12/27/09)
Touchdowns:	6	at Miami (10/21/07)
		vs. Tennessee (10/18/09)
Rating:	158.3	at Detroit (11/25/10)
		at Miami (10/21/07)

two touchdowns in five straight games in a single season since Butch Songin (10/23/60—11/18/60).

★ Brady (24 years, 184 days old) was voted MVP of Super Bowl XXXVI and was the third-youngest player to earn the honor (Marcus Allen, 23 years and 301 days at Super Bowl XVIII and Lynn Swann, 23 years, 316 days at Super Bowl X).

★ Brady was voted to the 2001 Pro Bowl and became just the second Patriots quarterback to receive the honor (Drew Bledsoe, 1994, 1996 and 1997). He also became just the fifth quarterback since 1970 to be voted to the Pro Bowl in his first year as a starter, joining Dan Marino (1983), Brett Favre (1992), Kurt Warner (1999) and Daunte Culpepper (2000).

★ Brady threw for 53 yards on the Patriots' game-winning drive in Super Bowl XXXVI, completing five of his eight passes. Two of his pass attempts were spiked to kill the game clock. With just 1:21 remaining, he moved the Patriots into field goal position without the benefit of timeouts.

★ Brady completed over 70 percent of his passes in four consecutive games during the 2001 season and joined an exclusive club of quarterbacks who accomplished the feat. He joined Joe Montana (8 games, 1989), Troy Aikman (4, 1995), Steve Young (4, 1993) and Sammy Baugh (4, 1945).

★ Brady completed the first 162 passes of his career without an interception. It was the longest streak to start a career in NFL history and ranks third for most attempts without an interception in Patriots franchise history.

 **EXTRA POINTS**

★ Tom donated 1,500 laptops to One Laptop Per Child, a non-profit organization that provides rugged, low-cost, low-power laptops to schoolchildren across the globe. The laptops that Tom donated were distributed to children in 31 countries as well as Boys & Girls Clubs in every New England state. In February 2009, Tom visited the West End House Boys & Girls Club in Allston, Mass., to visit with the club's members and to demonstrate the laptop's capabilities.

★ When he was just four years old, Tom attended the 1981 NFC Championship Game with his father. He was in the stands at Candlestick Park when Joe Montana found Dwight Clark for "The Catch" that sent the 49ers to the Super Bowl.

★ Brady has been a consistent supporter of the Best Buddies program. Most recently, he served as an honorary chairman of the Best Buddies Challenge, participating in a flag football game in Boston and a bike ride on Cape Cod.

SEASONAL REVIEWS

2012 (16/16, 2/2)

- ★ Named a co-captain for the 11th straight season.
- ★ Named to his eighth career Pro Bowl.
- ★ Had 320 yards and a touchdown pass against Baltimore (1/20) to become the NFL's all-time leading playoff passer with 5,949 passing yards. Extended his playoff touchdown total to 42nd is one of three NFL quarterbacks with 40 or more touchdown passes in the postseason behind only Joe Montana (45) and Brett Favre (44).
- ★ Moved past Joe Montana with his 17th career playoff win on 25-of-40 passing for 344 yards and three touchdowns in the AFC Divisional Playoff win vs. Houston (1/13).
- ★ Moved past Johnny Unitas into second place all time by throwing a touchdown pass in his 48th straight regular season game in the win vs. Miami (12/30). Also quarterbacked

★★★★★ **ALL-TIME LEADER IN TD/INT RATIO** ★★★★★

Over his career, Tom Brady has thrown 2.72 times more touchdowns than interceptions. His touchdown-to-interception ratio is the second best in NFL history among all players with 2,000 or more passing attempts.

ALL-TIME NFL LEADERS / TOUCHDOWN-TO-INTERCEPTION RATIO

Player	Team(s)	Years	GP	TD	INT	Ratio
Aaron Rodgers	GB	2005-2012	85	171	46	3.72
Tom Brady	NE	2000-2012	177	334	123	2.72
Steve Young	TB/SF	1985-1999	169	232	107	2.17
Peyton Manning	IND/DEN	1998-2012	224	436	209	2.09
Donovan McNabb	PHI/WAS/MIN	1999-2011	167	234	117	2.00
Matt Ryan	ATL	2008-2012	78	127	60	2.12
Philip Rivers	San Diego	2004-2012	116	189	93	2.03
Tony Romo	DAL	2004-2012	120	175	88	1.99
Joe Montana	SF/KC	1979-1994	192	273	139	1.96
Drew Brees	SD/NO	2001-2012	170	324	165	1.96
Jeff Garcia	SF/PHI/TAM/CLE/DET	1999-2009	125	161	83	1.94

NOTE: Minimum 2,000 career passing attempts. Regular season only.



the Patriots to their seventh 12-win season and set the NFL record for most first downs in a season with 444.

★ Threw a touchdown pass in his 47th consecutive game in the win at Jacksonville (12/23), tying Johnny Unitas for the second longest streak in NFL history, behind Drew Brees (54).

★ Threw for the second-highest single game yardage total of his career (443) on a career-high 65 pass attempts with 36 completions in the loss vs. San Francisco (12/16). Completed 4,000 yards passing for the fifth time in his career, becoming the fifth player in NFL history to accomplish the feat. Also reached 30 touchdowns for the fourth time in his career, making him the fourth quarterback in NFL history with 30 or more touchdown passes in at least four seasons and the third quarterback in NFL history with three or more consecutive seasons with 30 or more touchdowns. Rushed for his fourth TD of the season, a new single-season career high.

★ Earned his record 23rd career AFC Offensive Player of the Week award for his performance in the win vs. Houston (12/10) after throwing four touchdown passes. It was the 18th game of his career with four or more TDs and the 14th time he has throw for four scores and no interceptions.

★ Became the first quarterback in NFL history to win 10 division titles and moved into ninth place on the NFL's all-time completion list (3,695) with the Patriots win at Miami (12/2). Also ended a streak of 201 pass attempts without an interception when he threw a pick in the first quarter, his first since a fourth quarter interception at Seattle on Oct. 14.

★ Moved into 10th place on the NFL's all-time passing list, went over 3,000 yards in a season for the 10th time in his career and totaled three touchdown passes on 18-of-28 passing for 323 yards at N.Y. Jets (11/22). Also tied his career high by rushing for his third TD of the season.

★ Completed 24-of-35 passes for 331 yards and three touchdowns in the win vs. Indianapolis (11/18). It was the 51st 300-yard passing performance of Brady's career - tying Dan Fouts for the sixth-most all time.

★ Had his 50th career 300-yard passing game and 17th career 4 touchdown pass performance of his career in the win at St. Louis (10/28). Brady's 50th 300-yard game moved him past Warren Moon with the seventh-most 300-yard games in NFL history. He was named AFC Offensive Player of the Week for his efforts - the 22nd time in his career he has won the award, tied for most in NFL history with Peyton Manning.

★ Engineered his 36th career game-winning performance following a fourth-quarter deficit or tie in overtime win vs. N.Y. Jets (10/21). Brady completed 26-of-42 passes for 259 yards and two touchdowns and led two key drives late in the game - the first was a 6-play, 54-yard drive in the final two minutes of the fourth quarter that led to the game-tying field goal and the second was a 12-play, 54-yard drive that set up the game-winning field goal.

★ Tied Warren Moon for seventh place in NFL history with

★★★ HONORS & AWARDS ★★★

2012

AFC Pro Bowl
AFC Offensive Player of the Week (Wk. 14)
AFC Offensive Player of the Week (Wk. 8)
AFC Offensive Player of the Week (Wk. 4)
FedEx Air NFL Player of the Week (Wk. 4)

2011

AFC Pro Bowl
AFC Offensive Player of the Month (November)
AFC Offensive Player of the Month (December/January)
AFC Offensive Player of the Week (Wk. 1, 2 & 16)
FedEx Air NFL Player of the Week (Wk. 1)

2010

AFC Pro Bowl
Associated Press Most Valuable Player (unanimous selection)
Associated Press Offensive Player of the Year
Associated Press All-Pro: First Team
Sporting News Offensive Player of the Year
Sporting News All-Pro
Pro Football Weekly Most Valuable Player
Pro Football Weekly/PFWA All-NFL team
Peter King's SI.com Most Valuable Player
Peter King's SI.com Offensive Player of the Year
Peter King's SI.com All-Pro Offensive Team
AFC Offensive Player of the Month (Dec./Jan.)
AFC Offensive Player of the Week (Wk. 12 & 13)
FedEx Air NFL Player of the Week (Wk. 14)

2009

AFC Pro Bowl
AFC Offensive Player of the Month (October)
AFC Offensive Player of the Week (Wk. 1, 6 & 16)
Associated Press Comeback Player of the Year

2007

AFC Pro Bowl
Associated Press NFL Most Valuable Player
Associated Press All-Pro: First Team
Associated Press Male Athlete of the Year
Associated Press NFL Offensive Player of the Year
Sporting News Sportsman of the Year
Sporting News NFL Player of the Year
NFL MVP -- Pro Football Weekly/PFWA, USA Today, Dallas Morning News, Fort Worth Star-Telegram,

San Francisco Chronicle

NFL Alumni Quarterback of the Year
NFL 101 Award: AFC Offensive Player of the Year
AFC Offensive Player of the Month (Sept. & Oct.)
AFC Offensive Player of the Week (Wk. 3, 6, 7, 14 and 17)
FedEx Air NFL Player of the Week (Wk. 6, 7, 11 and 17)

2006

FedEx Air NFL Player of the Week (Wk. 8)
Peter King's SI.com Offensive Player of the Week (Wk. 13)

2005

AFC Pro Bowl
Sports Illustrated Sportsman of the Year
FedEx Express NFL Player of the Year Finalist
AFC Offensive Player of the Week (Wk. 5)
Pro Football Weekly Offensive Player of the Week (Wk. 5)
Vic Carucci's All-Vic Team -- NFL.com

2004

AFC Pro Bowl
Sporting News Sportsman of the Year
Sports Illustrated NFL Player of the Year
Monday Night Football Hungriest Player Award (Wk. 9)

2003

Super Bowl XXXVIII MVP
NFL MVP -- Dallas Morning News and SI.com
NFL.com FedEx Air Player of the Week (Wk. 9 & Wk. 17)
AFC Offensive Player of the Week (Wk. 9 & Wk. 17)
Monday Night Football Hungriest Player Award (Wk. 9)
USA Today's All-Joe Team

2002

AFC Offensive Player of the Week (Wk. 1 & Wk. 9)
Monday Night Football Horse Trailer
Player of the Game (Wk. 1)

2001

AFC Pro Bowl
Super Bowl XXXVI MVP
All Terry Team (Fox's Terry Bradshaw)
AFC Offensive Player of the Week (Wk. 5 & Wk. 11)
Miller Lite NFL Player of the Week (Wk. 12)
Patriots Miller Lite Player of the Week (Wk. 5 & Wk. 12)
Shaw's 12th Player Award



his 49th career 300-yard game on 36-of-58 passing for 395 yards with two touchdowns and two interceptions at Seattle (10/14). Brady's 58 pass attempts were a career high and 36 completions are tied for the second most in his career. His third quarter interception broke a string of 190 consecutive pass attempts without being picked, the second longest streak of his career.

★ Moved past Brett Favre (36) into third place all-time with his 37th consecutive game with a TD pass on 23-of-31 passing for 223 yards and one touchdown in win vs. Denver (10/7). Also rushed for his second TD of the season.

★ Threw for over 300 yards for the third consecutive game and 48th of his career on 22-of-36 passing for 340 yards in the win at Buffalo (9/30). Also rushed once for four yards and his first rushing touchdown of the season. For his efforts, earned AFC Offensive Player of the Week for the for the 21st time in his career, tying Peyton Manning for the most Player of the Week Awards since the accolade was instituted in 1984. Also earned Fed-Ex Air NFL Player of the Week for his efforts.

★ Achieved his 47th career 300-yard game on 28-of-41 passing for 335 yards and a touchdown at Baltimore (9/23). Moved past childhood idol Joe Montana into 12th place all-

time on the NFL's list with 40,866 career passing yards and in the process, had back-to-back 300-yard passing games for the ninth time in his career.

★ Passed for 316 yards on 28-of-46 passing with one touchdown and an interception and in the process passed Johnny Unitas for 13th place on the all-time passing list in the loss vs. Arizona (9/16). Also had his 46th career 300-yard game, good for eighth all time.

★ Threw for 236 yards and two touchdowns on 23-of-31 in the season-opening win at Tennessee (9/9). With the win, Brady moved into sole possession of fifth place for most career wins by a starting quarterback. Also reached 125 wins in the first starts (160) among quarterbacks in NFL history. Brady's first touchdown pass of the game moved him ahead of John Elway for sole possession of fifth place on the NFL's list for career touchdowns (302). Became the 14th player in NFL history with 40,000 passing yards.

2011 (16/16, 3/3)

★ Started all 16 regular season games and finished with a single-season franchise record 5,235 passing yards, threw for 39 touchdown passes and amassed a 105.6 passer rating.

★ Added a career-high three rushing touchdowns.

★ ★ ★ ★ ★ **BRADY'S COMEBACKS** ★ ★ ★ ★ ★

Tom Brady has engineered 36 career game-winning performances to lead his team to a victory from a fourth-quarter deficit or tie. He has accomplished the feat 29 times in the regular season and seven times in the playoffs (including three times in the Super Bowl).

TOM BRADY'S GAME-WINNING PERFORMANCES (36)

Date	Opp.	Score	Time Remaining			Passing Statistics [^]			
			in Reg.	Att	Cmp	Yds	TD	Int	Final
10/21/12	NYJ	23-26	1:37	14	9	95	0	0	29-26 ot
09/30/12	at BUF	21-21	15:00	7	4	78	2	0	52-28
01/22/12	BAL [^]	16-20	15:00	6	3	20	0	0	23-20
12/24/11	MIA	17-17	15:00	10	8	120	0	0	27-24
10/16/10	DC	13-16	2:31	9	8	80	1	0	20-16
12/19/10	GB	21-27	13:49	6	5	82	1	0	31-27
10/17/10	BAL	10-20	14:53	16	24	156	1	1	23-20 ot
09/14/09	BUF	13-24	5:32	13	11	112	2	0	25-24
12/29/07	at NYG	23-28	15:00	12	8	130	1	0	38-35
12/03/07	at BAL	17-24	14:25	17	7	113	1	0	27-24
11/25/07	PHI	24-28	15:00	16	11	109	0	0	31-28
11/04/07	at IND	10-20	9:42	10	8	144	2	0	24-20
01/14/07	at SD*	13-21	8:35	14	9	122	1	1	24-21
12/03/06	DET	13-21	13:07	15	14	101	0	0	28-21
11/26/06	CHI	10-10	14:46	7	6	98	1	0	17-13
11/13/05	at MIA	15-16	2:53	2	2	76	1	0	23-16
10/30/05	BUF	7-16	10:07	4	4	69	0	0	21-16
10/09/05	at ATL	28-28	3:52	2	2	17	0	0	31-28
09/25/05	at PIT	10-13	14:19	12	12	167	0	0	23-20
02/06/05	PHI**	14-14	15:00	4	2	33	0	0	24-21
10/03/04	at BUF	17-17	15:00	4	2	8	1	0	31-17
02/01/04	CAR**	29-29	1:08	5	4	47	0	0	32-29
01/10/04	TEN*	14-14	15:00	11	6	27	0	0	17-14
11/30/03	at IND	31-31	10:21	6	3	31	1	0	38-34
11/23/03	at HST	13-20	3:11	14	10	133	1	0	23-20 ot
11/03/03	at DEN	23-26	2:51	4	5	58	1	0	30-26
10/19/03	at MIA	13-13	15:00	10	7	147	1	0	19-13 ot
10/05/03	TEN	24-27	4:40	1	1	15	0	0	38-30
12/29/02	MIA	13-24	4:59	13	8	69	1	0	27-24 ot
11/10/02	at CHI	19-30	5:16	14	9	116	2	0	33-30
09/22/02	KC	38-38	0:00	5	4	46	0	0	41-38 ot
02/03/02	STL**	17-17	1:21	8	5	53	0	0	20-17
01/19/02	OAK*	3-13	15:00	27	20	138	0	0	16-13 ot
12/16/01	at BUF	6-9	5:57	13	9	116	0	0	12-9 ot
12/02/01	at NYJ	14-16	15:00	7	6	56	0	0	17-16
10/14/01	SD	16-26	8:48	18	13	130	1	0	29-26 ot

-Statistics are from the time noted until the end of the game * Divisional Playoffs ^ AFC Championship ** Super Bowl



★★★ SINGLE SEASON YARDS MARK ★★★

Tom Brady finished 2011 with 5,235 passing yards and joining Drew Brees (5,476 in 2011 and 5,069 in 2008), Dan Marino (5,084 in 1984) and Matthew Stafford (5,038 in 2011) as the only players in NFL history to reach 5,000 passing yards in a single season.

NFL SINGLE-SEASON PASSING YARDS LEADERS

Player	YEAR	ATT	COMP	YARDS
Drew Brees	2011	467	657	5,476
Tom Brady	2011	611	401	5,235
Dan Marino	1984	564	362	5,084
Drew Brees	2008	635	413	5,069
Matthew Stafford	2011	663	421	5,038

★ Brady had a career-best 11 300-yard games in the 2011 season which is the second most 300-yard games in a single season. The NFL record for most 300-yard games in a season is 13 by Drew Brees in 2011.

★ Started all three postseason games and completed 75 of 111 passes for 878 yards (67.6 %) and eight touchdowns with a 100.4 passer rating.

★ Named to his seventh career Pro Bowl.

★ Earned AFC Offensive Player of the Month honors twice (November and December/January).

★ Was designated AFC Player of the Week three times:

- Week 1 at Miami (9/12) after throwing for 517 yards and four touchdowns, including a 99-yard touchdown pass to Wes Welker.
- Week 2 after a 423-yard effort with three touchdowns vs. San Diego (9/18).
- Week 16 vs. Miami (12/24) after leading the Patriots on five straight second half scoring drives to help rally the Patriots from a 17-0 deficit to a 27-24 win over

★★★ SUPER BOWL LEADER ★★★

With Brady's fifth Super Bowl start vs. the N.Y. Giants in Super Bowl XLVI, he became the all-time leader in passing yards and climbed into a tie for second in touchdown passes. He has also tied John Elway for most starts in a Super Bowl by a quarterback.

SUPER BOWL PASSING YARDS

Player	Att.	Comp.	Yards
Tom Brady	197	127	1,277
Kurt Warner	132	83	1,156
Joe Montana	122	83	1,142
John Elway	152	76	1,128
Terry Bradshaw	84	49	932

SUPER BOWL PASSING TOUCHDOWNS

Player	Appearances	TD Passes
Joe Montana	4	11
Terry Bradshaw	4	9
Tom Brady	5	9
Roger Staubach	4	8
Kurt Warner	3	6

SUPER BOWL STARTS

Starting QB	Team	#	Appearances
Tom Brady	NE	5	XXXVI, XXXVIII, XXXIX, XLII, XLVI
John Elway	DEN	5	XXI, XXII, XXIV, XXXII, XXXIII
Terry Bradshaw	PIT	4	IX, X, XIII, XIV
Jim Kelly	BUF	4	XXV, XXVI, XXVII, XXVIII
Joe Montana	SF	4	XVI, XIX, XXII, XXIV
Roger Staubach	DAL	4	VI, X, XII, XIII

★★★ ACTIVE QB WINNING PERCENTAGE ★★★

Minimum 32 Starts (two full seasons), Regular Season Only

Player	Team (s)	W	L	T	Pct.
Tom Brady	NE	136	39	0	.777
Matt Ryan	ATL	56	22	0	.718
Ben Roethlisberger	PIT	87	39	0	.690
Peyton Manning	DEN	154	70	0	.688
Joe Flacco	BAL	54	26	0	.675
Aaron Rodgers	GB	52	26	0	.667
Philip Rivers	SD	70	41	0	.631

★★★ ALL-TIME LEADING PASSER ★★★

Tom Brady passed Drew Bledsoe on an 11-yard completion to Sam Aiken in the third quarter of the New Orleans (11/30) game in 2009 to become the Patriots all-time passing leader.

PATRIOTS ALL-TIME LEADING PASSERS

Player	YEARS	ATT	COMP	YARDS
Tom Brady	2000-12	5,641	3,606	42,387
Drew Bledsoe	1993-01	4,518	2,544	29,657
Steve Grogan	1975-90	3,593	1,879	26,886

the Dolphins.

★ Also earned FedEx Air NFL Player of the Week (Wk. 1).

★ Named the AFC Offensive Player of the Week and FedEx Air NFL Player of the Week honors for his record-breaking performance in the season opener in Miami (9/12) after setting a personal and franchise record with 517 passing yards.

★ In Week 2 vs. San Diego (9/18), Brady became the first of the 11 500-yard passers to follow up his 500-yard performance by throwing for 400 or more yards. Before Brady's performance against the Chargers, only Drew Brees (2006) had followed-up a 500-yard game with 300 or more passing yards.

★ Brady threw three touchdowns against Buffalo in the 2011 season finale (1/1/12), marking Brady's 14th game in 2011 with two or more touchdowns, tying his franchise record for most games with two or more touchdowns in a season. Brady had 14 such games in 2007. The NFL record for most games with two or more touchdown passes in a season is 15 by Dan Marino in 1984.

★ Set an NFL record for consecutive completions in Super Bowl XLVI vs. the N.Y. Giants (2/5) with 16. Became the all-time Super Bowl leader in passing yards (1,277), most passes (197) and most completions (127) with his performance in Super Bowl XLVI (2/5).

★ Led his seventh career fourth-quarter playoff comeback, making a one-yard touchdown plunge on fourth-and-goal from the one-yard line in the fourth quarter to give the Patriots a final 23-20 lead in the AFC Championship game vs. Baltimore (1/22). Tied Joe Montana for the NFL record for most playoff victories (16) and tied John Elway for most conference championships (5) by a starting quarterback.

★ Set a franchise record for most passing yards in a playoff game with 363 vs. Denver (1/14) in the Divisional Playoffs and tied an NFL postseason record with six touchdown passes. Completed 26-of-34 passes for six touchdowns, one interception and a QB rating of 137.6 vs. the Broncos (1/14).

★ Threw for 39 touchdowns in 2011, marking the second highest total of his career (50 in 2007) and making him the only player in NFL history with at least two seasons with 39 or more touchdown passes.



- ★ Completed 23-of-34 passes for 320 yards, two touchdowns and no interceptions at Denver (12/18) to become the second player in NFL history to record three seasons with 35 TDs or more. Added his first rushing touchdown of the season on a 1-yard rush in the second quarter.
- ★ Threw two touchdown passes to Rob Gronkowski, who set an NFL record for TD receptions by a tight end in a season at Washington (12/11). Completed 22-of-37 passes for 357 yards and three TDs against the Redskins, moving him over 4,000 passing yards on the season for the fourth time in his career (12/11).
- ★ With a win at the N.Y. Jets (11/13), Brady and Belichick surpassed Pro Football Hall of Famers Dan Marino and Don Shula of Miami for the most wins (117) by a quarterback-head coach duo in the Super Bowl era.
- ★ Scored two touchdowns at Oakland (10/2) to surpass his childhood idol, Joe Montana, on the NFL All-Time touchdowns list with 274.
- ★ Set an NFL record for most passing yards over any three-game stretch (1,327) when he began the season with 517 yards at Miami (9/12), 423 yards vs. San Diego (9/18) and 387 yards at Buffalo (9/25).

- ★ Named Associated Press All-Pro (unanimous selection) and Associated Press Offensive Player of the Year.
- ★ Named the *Sporting News* Offensive Player of the Year, *Pro Football Weekly* Most Valuable Player, *Pro Football Weekly*/PFWA All-NFL team, Peter King's SI.com Most Valuable Player, Peter King's SI.com Offensive Player of the Year, and a member of Peter King's SI.com All-Pro Offensive Team.
- ★ Started all 16 games finishing the season with 3,900 passing yards, an NFL-leading 36 touchdowns and only four interceptions.
- ★ Was first in the NFL with a 7.3 touchdown percentage, a 9.0 touchdown-to-interception ratio and a career-low and franchise-best 0.81 interception rate, which was also the third best in NFL history and best in NFL history among quarterbacks who had at least 250 pass attempts.
- ★ His 111.0 passer rating was first in the NFL and the fifth-best in NFL history.
- ★ Finished the regular season with 11 consecutive starts without an interception - the most by a quarterback since the 1970 merger. Also set an NFL record for most consecutive pass attempts without an interception, which currently sits at 335 pass attempts.
- ★ Threw a touchdown pass in all 16 games of the regular season for the first time in his career, joining five other

2010 (16/16, 1/1)

- ★ Became the first player ever to be unanimously selected as the Associated Press Most Valuable Player.
- ★ Named an AFC Pro Bowl starter and was the top vote getter in fan voting.
- ★ Named as a co-captain for the ninth straight season.

★★★ **RECORDING SUCCESS** ★★★

Tom Brady has quarterbacked the Patriots to victories in 136 of his 175 career regular-season starts, compiling a .777 winning percentage and giving him the best record of any quarterback in the Super Bowl era (since 1966). Including his 16-6 record in the playoffs, he has a 152-45 overall record.

TOP WINNING PERCENTAGES IN SUPER BOWL ERA

(Since 1966, Minimum 50 Starts, Regular Season Only)

Player	Team(s)	Years	W	L	T	Pct.
Tom Brady	NE	2000-12	136	39	0	.777
Roger Staubach	DAL	1969-79	85	29	0	.746
Joe Montana	SF/KC	1979-94	117	47	0	.713

MOST VICTORIES / FIRST 100 STARTS IN SUPER BOWL ERA

Player	Team(s)	1st Start	100th Start	Wins
Tom Brady	NE	09/30/01	10/14/07	76
Roger Staubach	DAL	09/20/70	09/16/79	76
Ken Stabler	OAK/HOU	10/17/71	09/21/80	72
Terry Bradshaw	PIT	09/20/70	11/27/78	68
Brett Favre	GB	09/27/92	10/25/98	68
Joe Montana	SF	01/22/79	09/18/88	68

QUARTERBACKS WITH THREE OR MORE SUPER BOWL VICTORIES

Quarterback	Team	Wins
Terry Bradshaw	PIT	4
Joe Montana	SF	4
Troy Aikman	DAL	3
Tom Brady	NE	3

PLAYERS WITH MULTIPLE SUPER BOWL MVP AWARDS

Player	Team	MVPs
Joe Montana	SF	3
Terry Bradshaw	PIT	2
Tom Brady	NE	2
Eli Manning	NYG	2
Bart Starr	GB	2

★★ **SEASONS FOR THE AGES** ★★

Tom Brady has had multiple record-setting seasons. In addition to his NFL single-season record 50 touchdown passes in 2007, Brady passed for the second-highest yardage total in 2011

ALL-TIME NFL LEADERS / SINGLE SEASON TD PASSES

Player	Team	Year	TD
Tom Brady	NE	2007	50
Peyton Manning	IND	2004	49
Dan Marino	MIA	1984	48
Drew Brees	NO	2011	46
Aaron Rodgers	GB	2011	45
Dan Marino	MIA	1986	44
Matthew Stafford	DET	2011	41
Kurt Warner	STL	1999	41
Tom Brady	NE	2011	39
Daunte Culpepper	MIN	2004	39
Brett Favre	GB	1996	39

ALL-TIME LEADERS / SINGLE-SEASON TD-INT DIFFERENTIAL

Player	Team	Season	TD	INT	Diff.
Tom Brady	NE	2007	50	8	+42
Peyton Manning	IND	2004	49	10	+39
Aaron Rodgers	GB	2011	45	6	+39
Tom Brady	NE	2010	36	4	+32
Dan Marino	MIA	1984	48	17	+31
Kurt Warner	STL	1999	41	13	+28
Daunte Culpepper	MIN	2004	39	11	+28

ALL-TIME LEADERS / SINGLE-GAME COMP. PERCENTAGE

Player	Team	Date	Opponent	Cmp	Att	Pct.
Tom Brady	NE	01/12/08	JAX	26	28	92.9
Kurt Warner	ARI	09/20/09	JAX	26	24	92.3
Vinny Testaverde	CLV	12/26/93	LA Rams	21	23	91.3
Ken Anderson	CIN	11/10/74	PIT	20	22	90.9
Lynn Dickey	GB	12/13/81	GB	19	21	90.5

NOTE: Includes all regular-season and playoff games since 1920. Minimum 20 attempts.

ALL-TIME NFL LEADERS / SINGLE-SEASON PASSING YDS

Player	Team	Season	Yards
Drew Brees	NO	2011	5,476
Tom Brady	NE	2011	5,235
Dan Marino	MIA	1984	5,084
Matthew Stafford	DET	2011	5,038
Drew Brees	NO	2008	5,069
Kurt Warner	STL	2001	4,830
Tom Brady	NE	2007	4,806



quarterbacks since the NFL went to a 16-game season in 1978 to have at least one touchdown pass in each game (Daunte Culpepper, 2004; Brett Favre, 2003; Kurt Warner, 1999; Dan Marino, 1986 and 1984; Dave Krieg, 1984).

★ Had two or more touchdowns in 12 games, including two four-touchdown games in back-to-back weeks at Detroit (11/25) and vs. N.Y. Jets (12/6).

★ Set an NFL record for most consecutive home wins as a starting quarterback with 28, surpassing Brett Favre (25).

★ Named AFC Offensive Player of the Month for December/January after throwing for 1,197 yards on 88-of-136 passing for 13 touchdowns and no interceptions in the final five games of the regular season.

★ Earned AFC Offensive Player of the week twice:

- Week 12 at Detroit after finishing with a perfect quarterback rating for the second time in his career, completing 21-of-27 passes for 341 yards with four touchdowns and no interceptions (11/25).
- Week 13 vs. the N.Y. Jets, completing 21-of-29 passes for 326 yards and four touchdowns (12/6).

★ Received FedEx Air Player of the Week honors after throwing for 369 yards on 27-of-40 passing and two touchdowns in snowy conditions against the Bears (12/12).

★ Engineered his 30th career game-winning performance to lead his team back from a fourth quarter deficit. The Patriots trailed Baltimore 20-10 with 14:53 remaining in the game. From there, Brady completed 16-of-24 passes for 156

yards, one touchdown and one interception as New England scored the game's final 13 points in a 23-20 overtime win. He finished the game 27-of-44 for 292 yards, one TD and one interception (10/17).

★ Won his 100th game as a starter at Miami (10/4), becoming only the 11th NFL quarterback to register 100 wins as a starter, and reaching the milestone in the fewest number of starts (131) among quarterbacks who began their careers in the Super Bowl era (since 1966).

★ Engineered his 31st career comeback vs. Green Bay (12/19) after completing five-of-six passes for 82 yards to lead the Patriots on a touchdown and field goal drive to rally from a 27-21 deficit to a 31-27 win.

★ Registered his eighth season with more than 3,000 passing yards, passing Drew Bledsoe for most 3,000-yard seasons in team history.

2009 (16/16, 1/1)

- ★ Named offensive co-captain by his teammates.
- ★ Named AP Comeback Player of the Year.
- ★ Named to his fifth Pro Bowl.
- ★ Named AFC Offensive Player of the Month for October. Brady led New England to a 3-1 record in October, including a 59-0 win over Tennessee and a 38-7 win over Tampa Bay. He completed 92 of 131 passes (70.2 percent) for 1,161 yards, 12 touchdowns and a 121.7 passer rating during the month.
- ★ Named AFC Offensive Player of the Week three times in

★ ★ ★ ★ **TOM BRADY'S TOUCHDOWN TARGETS** ★ ★ ★ ★

Tom Brady has thrown touchdown passes to 45 different players in the regular season and 18 different players in the playoffs. Below is a breakdown of Brady's total number of touchdown passes to each receiver.

REGULAR SEASON (334)	Danny Woodhead.....4	Heath Evans1	PLAYOFFS (42)
Randy Moss.....39	Doug Gabriel.....3	Terry Glenn1	David Givens.....7
Rob Gronkowski38	Chad Jackson3	Charles Johnson1	Deion Branch4
Wes Welker36	Antowain Smith.....3	Laurence Maroney.....1	Wes Welker4
Deion Branch.....24	Jermaine Wiggins.....3	Chad Ochocinco.....1	Jabar Gaffney.....3
Aaron Hernandez18	Sam Aiken.....2	Patrick Pass.....1	Rob Gronkowski3
Daniel Graham.....17	Kyle Brady.....2	David Thomas.....1	Benjamin Watson.....3
Benjamin Watson.....17	Chris Baker.....2	Shane Vereen1	Julian Edelman2
David Patten.....16	Alge Crumpler.....2	Dedric Ward1	Aaron Hernandez2
Troy Brown.....15	Corey Dillon.....2	TOTAL334	Shane Vereen2
Christian Fauria.....13	Tim Dwight.....2		Mike Vrabel.....2
David Givens.....12	Marc Edwards.....2		Troy Brown.....1
Kevin Faulk.....10	Donald Hayes.....2		Reche Caldwell.....1
Mike Vrabel.....8	Brandon Tate.....2		Alge Crumpler.....1
Jabar Gaffney.....6	Tom Ashworth.....1		Kevin Faulk.....1
Reche Caldwell.....4	Larry Centers.....1		Daniel Graham.....1
Julian Edelman4	Cam Cleeland.....1		Bethel Johnson.....1
Bethel Johnson.....4	Andre' Davis.....1		Brandon Lloyd.....1
Brandon Lloyd.....4			Randy Moss.....1
Donte' Stallworth.....4			David Patten.....1
			Danny Woodhead.....1
			TOTAL41

TOM BRADY'S MILESTONE TOUCHDOWNS

No.	Date	Opponent	Stadium	Receiver	Yards
1	Oct. 14, 2001	vs. San Diego	Foxboro Stadium	Terry Glenn	21
25	Sept. 22, 2002	vs. Kansas City	Gillette Stadium	Troy Brown	9
50	Sept. 28, 2003	at Washington	FedEx Field	David Givens	29
75	Oct. 3, 2004	at Buffalo	Ralph Wilson Stadium	David Patten	30
100	Sept. 18, 2005	at Carolina	Bank of America Stadium	Daniel Graham	1
125	Sept. 10, 2006	vs. Buffalo	Gillette Stadium	Kevin Faulk	17
150	Sept. 9, 2007	at N.Y. Jets	Giants Stadium	Randy Moss	51
175	Oct. 28, 2007	vs. Washington	Gillette Stadium	Mike Vrabel	2
197*	Dec. 29, 2007	at N.Y. Giants	Giants Stadium	Randy Moss	65
200	Sept. 27, 2009	vs. Atlanta	Gillette Stadium	Chris Baker	36
250	Dec. 12, 2010	vs. N.Y. Jets	Gillette Stadium	Brandon Tate	4
300	Jan. 1, 2012	vs. Buffalo	Gillette Stadium	Rob Gronkowski	7

*-Brady's 50th touchdown pass of the 2007 season, setting a new single-season NFL record



2009:

- Week 1 vs. Buffalo after throwing two touchdown passes in the final two minutes to rally the Patriots from a 24-13 deficit to a 25-24 victory.
- Week 6 vs. Tennessee after throwing for 380 yards and six touchdowns in a 59-0 victory.
- Week 16 vs. Jacksonville after completing 23 of 26 passes for 267 yards with four touchdowns in a 35-7 victory.
- ★ Finished the season with 4,398 passing yards (second highest of career) and 28 touchdowns (tied for the second highest of his career).
- ★ Became the Patriots' all-time leading passer, surpassing Drew Bledsoe on an 11-yard completion to WR Sam Aiken at New Orleans (11/30).
- ★ Reached 30,000 yards passing against Miami (12/6) to become the 31st player in NFL history to do so.
- ★ Brady became the 27th player in NFL history to reach 200 touchdowns with his 36-yard touchdown pass to TE Chris Baker vs. Atlanta (9/27).
- ★ Posted his franchise-record third season with over 4,000 passing yards.
- ★ Established a franchise record of 30 games with 300 yards passing with seven 300-yard games in 2009.
- ★ Brady completed 29 of 34 pass attempts for 380 yards and six touchdowns vs. Tennessee (10/18). Brady had 345 yards passing in the first half, setting a Patriots record for most passing yards in a half. His previous best was 291 yards passing in the first half at Miami on Oct. 21, 2007.

- Against Tennessee, Brady directed a New England offense that set a franchise record for total yards (619) and points scored (59).
- In a historic second quarter, Brady threw five touchdowns, the highest in a single quarter in NFL history. His five touchdowns also tied the most in Brady's career in a single half. Brady also had five touchdowns in the first half at Miami on Oct. 21, 2007
- Brady tied a career high with six total touchdown passes. He also had six scoring passes on Oct. 21, 2007 at Miami. Brady has thrown for five touchdowns in a game two times and has had four touchdowns in a game seven times.
- ★ His 81-yard touchdown pass to WR Sam Aiken at Miami (11/8) was his third pass of 80 or more yards and the third longest of his career.
- ★ Had a stretch of five straight games with 300-yards or more.
- ★ Threw two or more touchdowns in a game seven times in 2009.
- ★ Had the two highest regular-season completion percentage games in team history:
 - Established a Patriots team record for best completion percentage ever vs. Jacksonville when he completed 23-of-26 pass attempts for a .885 completion percentage, which is tied for 8th highest in NFL regular-season history.
 - Had the second best completion percentage vs. Tennessee (10/18) when he completed 29 of 34 passes for .853 completion percentage.

2008 (1/1)

- ★ Named an offensive co-captain by his teammates for the seventh straight season.
- ★ Started at quarterback in the season opener and completed 7-of-11 passes for 76 yards before leaving the game with a knee injury.
- ★ Placed on Injured Reserve on Sept. 9 with a knee injury.

★ TOM BRADY'S RECORD AS A STARTER ★

	Reg. Season	Playoffs	Total
Overall:	136-39	17-7	153-46
Home:	75-13	11-3	86-16
Road:	61-26	6-4*	67-30*
By Yardage Total			
Less than 200:	29-13	3-1	32-14
200-299:	63-16	10-4	73-20
300 or more:	44-10	4-2	48-12
Other Records			
vs. AFC East	55-12	1-1	56-13
vs. NFC	35-9	3-2	38-11
On Artificial Turf:	72-11	7-5	79-16
Indoors	10-3	2-3	12-56
Temp. below 40	28-3	10-2	38-5
Temp. below 35	17-4	8-2	25-6
Temp. below 30	8-1	8-1	16-2
Temp. below 25	1-0	5-1	6-1
Thanksgiving or later:	54-10	17-7	71-17
Leading at Halftime:	106-11	12-4	118-15
Leading after 3 Qtrs:	113-8	11-3	124-11
Overtime:	8-1	1-0	9-1
Final margin <7 pts:	34-7	7-3	41-10
Final margin <4 pts:	21-11	7-1	28-12
Passer rating >100.0:	80-5	8-0	88-5

*-Includes five Super Bowls at neutral sites

★ ★ ★ 4,000 YARDS & 30+ TDs ★ ★ ★

Tom Brady posted a franchise-record 5,235 passing yards in 2011, one of only four quarterbacks in NFL history to surpass 5,000 passing yards in a single season. It was the fourth time in his career that Brady passed for at least 4,000 yards, a franchise record. He became the seventh NFL player to have four 4,000-yard seasons.

Through 15 games in 2012, Brady has 32 touchdown passes for his fourth season with 30 or more touchdowns. He is tied with Kurt Warner for the fifth most seasons with 30 or more touchdowns.

MOST SEASONS WITH 30-PLUS TOUCHDOWN PASSES

Brett Favre	9
Peyton Manning	7
Drew Brees	5
Tom Brady	4
Dan Marino	4
Kurt Warner	3

★ ★ ★ 300 TOUCHDOWNS ★ ★ ★

Brady became the 6th player in NFL history to reach 300 touchdowns with a 7-yard TD pass to TE Rob Gronkowski in the fourth quarter of the Buffalo game (01/01/12). He was one of the fastest players to reach this milestone.

FASTEST TO 300 TOUCHDOWN PASSES

Games	Player	Team (s)	NFL Debut	300th TD
157	Dan Marino	MIA	09/19/83	09/04/94
157	Peyton Manning	IND	09/06/98	12/09/97
161	Tom Brady	NE	11/23/00	01/01/12
167	Brett Favre	ATL/GB	10/27/91	10/13/02
234	John Elway	DEN	09/04/83	12/28/98



2007 (16/16, 3/0)

- ★ Voted Associated Press NFL Most Valuable Player.
- ★ Was an AP All-Pro First Team selection in addition to being named its Offensive Player of the Year and Male Athlete of the Year.
- ★ Earned his fourth career Pro Bowl selection.
- ★ Was voted an offensive co-captain by his teammates.
- ★ Set the NFL's single-season touchdown pass record with his 50th touchdown of the season with a 65-yard touchdown reception to Randy Moss, his second scoring strike of the game in the Patriots' 38-35 win over the New York Giants (12/29).

★ ★ WINNINGEST COACH/QB TANDEM ★ ★

Bill Belichick and Tom Brady are 136-39 (.777) as a head coach-starting quarterback tandem, marking the best winning percentage of any coach-quarterback pair since the 1970 AFL-NFL merger.

WINNINGEST COACH/QB TANDEMS SINCE 1970

(Regular Season Only, by winning percentage)

QB/Head Coach	Team (s)	W	L	T	Pct.
Tom Brady/Bill Belichick	NE	136	39	0	.777
Ken Stabler/John Madden	OAK	60	19	1	.756
Jim McMahon/Mike Ditka	CHI	46	15	0	.754
Peyton Manning/Tony Dungy	IND	73	24	0	.753

WINNINGEST COACH/QB TANDEMS SINCE 1970

(Regular Season Only, by victories)

QB/Head Coach	Team (s)	W	L	T	Pct.
Tom Brady/Bill Belichick	NE	132	38	0	.776
Dan Marino/Don Shula	MIA	116	68	0	.630
Terry Bradshaw/Chuck Noll	PIT	107	51	0	.601

★ ★ ★ PLAYOFF LEADERS ★ ★ ★

Tom Brady is the fifth winningest quarterback in NFL playoff history among signal callers who have made at least 10 starts.

NFL ALL-TIME LEADERS / PLAYOFF WINNING PERCENTAGE AS STARTING QUARTERBACK

Minimum 10 Starts

Player	Team (s)	W	L	Pct.
Bart Starr	Green Bay	9	1	.900
Jim Plunkett	Oak./L.A. Raiders	8	2	.800
Terry Bradshaw	Pittsburgh	14	5	.737
Troy Aikman	Dallas	11	4	.733
Ben Roethlisberger	Pittsburgh	10	4	.714
Tom Brady	New England	17	7	.708
Joe Montana	San Fran./K.C.	16	7	.696
Kurt Warner	St. Louis/Arizona	9	4	.692
John Elway	Denver	14	7	.667

NFL ALL-TIME LEADERS / PLAYOFF VICTORIES AS STARTING QUARTERBACK

Player	Team(s)	Playoff Wins
Tom Brady	New England	17
Joe Montana	San Fran./K.C.	16
Terry Bradshaw	Pittsburgh	14
John Elway	Denver	14
Brett Favre	Green Bay	12
Troy Aikman	Dallas	11
Roger Staubach	Dallas	11

★ ★ ★ 300-YARD PASSING GAMES ★ ★ ★

Brady had his 53rd NFL game with 300 or more yards passing vs. San Francisco (12/16/12) and ranks third among active NFL quarterbacks, behind NFL-leader Peyton Manning (70) and Drew Brees (64). The Patriots are 43-10 when Brady throws for 300 or more yards.

NFL QUARTERBACK 300-YARD GAMES (*ACTIVE)

Player	300-Yard Games
Peyton Manning*	72
Drew Brees*	67
Dan Marino	63
Brett Favre	62
Tom Brady*	53
Kurt Warner	52
Dan Fouts	51
Warren Moon	49
Tony Romo	40
Joe Montana	39

- ★ Finished the season with 398 completions, fourth on the all-time single-season list for NFL quarterbacks.
- ★ Established a Patriots franchise record for passing yards in a season with 4,806 passing yards, which ranks third on the all-time single-season list for NFL quarterbacks.
- ★ Set career single-season highs in five statistical categories including completions (389), completion percentage (68.9), passing yards (4,806), touchdown passes (50) and passer rating (117.2) in 2007.
- ★ Named AFC Offensive Player of the Month for the first time in his career in September and a second time in the month of October.
- ★ Named AFC Offensive Player of the Week five times in 2007 (Wk. 3, Wk. 6, Wk. 7, Wk. 14, Wk. 17).
- ★ Broke the NFL record set by the Colts' Peyton Manning for consecutive games with three or more touchdown passes with nine after throwing for three touchdown strikes in the Patriots' 24-20 win over the Indianapolis Colts on Nov. 4.
- ★ Passed Steve Grogan as the Patriots' career touchdown leader with his 183rd touchdown pass on a 6-yard connection to Randy Moss in the second quarter of the Patriots' 56-10 rout of the Buffalo Bills.
- ★ Made his 100th career start and completed 31 of 46 pass attempts for 388 yards and five touchdowns while leading the Patriots to their highest point total in 23 years in a 48-27 victory over the Dallas Cowboys (10/14).
- ★ Set a career high and became the 17th quarterback in NFL history to achieve a perfect passer rating of 158.3 in a game while setting a franchise record with six touchdown passes in the Patriots' 49-28 victory over the Miami Dolphins (10/21). Broke the franchise record with his sixth touchdown pass of the game on his second hookup with Wes Welker, a 16-yard strike.
- ★ Led the 25th fourth-quarter comeback of his career in a 24-20 victory over the Indianapolis Colts (11/4). Capped off the New England comeback on a three-play, 51-yard drive that culminated in a 13-yard touchdown pass to Kevin Faulk.
- ★ Engineered the 26th fourth-quarter comeback of his career by recording the fourth highest yardage total of his career with 380 yards while completing a season high 34 passes in the Patriots' victory over the Philadelphia Eagles (11/25).
- ★ Capped off the 27th game-winning drive on an 8-yard pass in the end zone along the left sideline to Jabar Gaffney, giving the Patriots a 27-24 lead with 55 seconds to play



★ ★ CAREER WINS ★ ★

MOST CAREER WINS AS A STARTER
(Regular season only)

Name	W	L	T	Pct.
Brett Favre	186	112	0	.624
Peyton Manning	154	70	0	.688
John Elway	148	82	1	.643
Dan Marino	147	93	0	.613
Tom Brady	136	39	0	.777
Fran Tarkenton	124	109	6	.531
Johnny Unitas	118	64	4	.651
Joe Montana	117	47	0	.713
Terry Bradshaw	107	51	0	.677
Warren Moon	102	98	0	.510

in the game in New England's Monday Night victory at the Baltimore Ravens (12/3).

★ Turned in his fifth game of the season with four or more touchdown passes and his seventh game with 300-plus passing yards while completing 32 of 46 passes for 399 yards — the second highest total of his career — and four touchdowns in the Patriots' victory over the Pittsburgh Steelers (12/9).

★ Led the Patriots to victory after trailing in the fourth quarter for the 28th time of his career, and the fourth time in 2007, as New England completed its regular-season schedule undefeated for just the fourth time in NFL history with a 38-35 comeback win over the N.Y. Giants (12/29). Tied and then broke the NFL's all-time single-season touchdown pass record with his 49th and 50th touchdown passes of the season, both to Randy Moss, while completing 32 of 42 pass attempts for 356 yards. Found Moss in the back right hand corner of the end zone on a 4-yard touchdown strike for his 49th passing touchdown of the season, tying Peyton Manning for the single-season record. Broke the all-time single-season touchdown pass record with his 50th scoring strike of the season, a 65-yard connection to Moss down the right sideline on a go-route

★ Completed his first 16 passes of the game and went on to finish the game with an NFL record 92.9 completion percentage as he completed 26 of 28 pass attempts and three touchdowns in the Patriots 31-20 win vs. Jacksonville (1/12) in the divisional playoffs.

★ Completed 29 of 48 pass attempts for 266 yards and one touchdown in Super Bowl XLII (2/3).

2006 (16/16, 3/3)

- ★ Was voted an offensive co-captain by his teammates.
- ★ Finished third in the AFC with 3,529 passing yards, 319 completions and 24 touchdown passes.
- ★ Threw four touchdowns in a game twice (at MIN, at GB).
- ★ Recorded a 100.0 or higher passer rating six times in 2006.
- ★ Recorded 300 or more passing yards three times in 2006.
- ★ Was named FedEx Air NFL Player of the Week after completing 29 of 43 passes for 372 yards with four touchdowns and an interception against the Vikings (10/30).
- ★ Kept the Patriots' final scoring drive alive against Chicago (11/26) by juking Brian Urlacher and gaining 11 yards on a third-and-nine scramble in the fourth quarter.
- ★ Rushed for a career-high 31 yards on 10 carries in the victory over Jacksonville (12/24).
- ★ Completed 22-of-34 passes for 212 yards and two touchdowns in the Patriots' AFC Wild Card victory over the Jets (1/7).

★ ★ NO INTERCEPTIONS ★ ★

Tom Brady set an NFL record with 358 consecutive pass attempts without an interception. Brady eclipsed Bernie Kosar's record of 308 pass attempts on Dec. 26, 2010 in Buffalo.

PASS ATTEMPTS WITHOUT AN INTERCEPTION

Player	Team	Year	Attempts
Tom Brady	New England	2010-11	358
Bernie Kosar	Cleveland	1990-91	308
Bart Starr	Green Bay	1964-65	308
Jeff George	Indianapolis/Atlanta	1993-94	279
Rich Gannon	Oakland	2001	277
Jason Campbell	Washington	2007-08	271

11 STRAIGHT WITHOUT AN INTERCEPTION

Brady finished the 2010 season with 11 straight starts without an interception. That is the most consecutive starts without an interception in the NFL since the 1970 merger. The previous best was nine straight by Jason Campbell (2007-08) and Bernie Kosar (1991).

NFL RECORD: NINE GAMES WITH TWO TDs AND NO INTERCEPTIONS

Brady set an NFL record by throwing at least two touchdowns without an interception in each of the final nine games of the 2010 season. Brady passed Don Meredith's previous record of six straight games with two or more touchdowns and no interceptions (1965-66).

★ Connected on 27-of-51 passes for 280 yards and two touchdowns with three interceptions in the Patriots' AFC Divisional playoff victory over San Diego (1/14). Quarterbacked his 24th career game-winning drive following a fourth quarter deficit. Kept the Patriots game-tying touchdown drive alive with a 12-yard pass to Jabar Gaffney on third-and-three in the fourth quarter. Two plays later, found Reche Caldwell in the corner of the end zone for a 4-yard touchdown in the fourth quarter.

★ Completed 21 of 34 passes for 232 yards and a touchdown in the AFC Championship Game against Indianapolis (1/21). Kept the Patriots' second touchdown drive alive with a 27-yard completion to Troy Brown on fourth-and-six in the second quarter.

2005 (16/16, 2/2)

- ★ Selected to his third Pro Bowl.
- ★ Led the NFL with a career-high 4,110 passing yards.
- ★ Finished second in the AFC with 334 completions.

★ ★ ★ TWO SEASONS WITH 39 TDs ★ ★ ★

Tom Brady threw 39 touchdown passes in 2011, the second highest single-season total in his career. Brady became the second quarterback in NFL history along with Dan Marino to throw at least 39 TDs twice in his career.

TWO SEASONS WITH AT LEAST 39 TOUCHDOWN PASSES

Player	Year	TD Passes
Tom Brady	2007	50
Dan Marino	1984	48
Dan Marino	1986	44
Tom Brady	2011	39



- ★ Finished third in the AFC with 26 touchdown passes.
- ★ Was voted an offensive co-captain for the 2005 season by his teammates.
- ★ Recorded six passer ratings of 100.0 or higher, four 300-yard passing performances and four game-winning drives.
- ★ Became just the second player in Patriots history to pass for more than 4,000 yards in a season.
- ★ Engineered his 17th career game-winning performance, going 12-for-12 passing for 167 yards over the final 14:19 to rally the Patriots from a 13-10 deficit and claim a 23-20 victory on a 43-yard field goal with one second left at Pittsburgh (9/25).
- ★ Named AFC Offensive Player of the Week after registering a 140.4 passer rating and completing 22 of 27 passes for 350 yards and three touchdowns against the Atlanta Falcons (10/9).
- ★ Completed 15 of 27 passes for 201 yards and three touchdowns against Jacksonville (1/7), setting an NFL-record with his 10th consecutive playoff victory as a starting quarterback.

2004 (16/16, 3/3)

- ★ Named to his second career Pro Bowl as the Patriots won Super Bowl XXXIX.
- ★ Registered a career-high 92.6 passer rating, the second highest rating in Patriots history.
- ★ Finished second in the AFC and tied his career high with 28 touchdown passes.
- ★ Led the NFL with a 109.4 passer rating in the playoffs and was the only quarterback in the playoffs not to throw an interception in 2004.
- ★ Was voted an offensive co-captain for the 2004 season by his teammates.
- ★ Completed 18 of 27 passes for 144 yards and a touchdown for a 92.2 passer rating in the Patriots' 20-3 victory over the Indianapolis Colts (1/16) in the Divisional Playoffs. Gave the Patriots a commanding 20-3 lead with a 1-yard touchdown plunge with 7:10 remaining in the game.
- ★ Connected on 14 of 21 passes for 207 yards and two touchdowns in the Patriots' 41-27 AFC Championship victory over the Pittsburgh Steelers (1/23). Amassed a 130.5 passer rating, the highest rating of his playoff career and the fourth highest rating in any game in his career. Found a streaking Deion Branch for a season-long 60-yard touchdown bomb in the first quarter.
- ★ Became the Patriots' all-time playoff touchdown leader with the 60-yard scoring pass, the eighth passing touchdown of his playoff career.
- ★ Completed 23 of 33 passes for 236 yards and two touchdowns for a 110.2 passer rating in the Patriots' 24-21 victory over the Philadelphia Eagles in Super Bowl XXXIX. Tied Bart Starr for the NFL record with his ninth consecutive playoff victory.

2003 (16/16, 3/3)

- ★ Named Super Bowl XXXVIII MVP after completing 32 of 48 passes for 354 yards and three touchdowns as the Patriots beat Carolina 32-29 and won their second title in three seasons.
- ★ Capped off a regular season in which he completed 317 passes for 3,620 yards and 23 touchdowns.
- ★ Ranked second in the AFC in pass attempts (527), third in passing yards (3,620) and fourth in completions (317).
- ★ Recorded three touchdown passes of 50 yards or more.
- ★ Completed seven passes for 45 yards or more.
- ★ Recorded six games with a passer rating of more than

- 100.0.
 - ★ Did not throw an interception at home in the regular season.
 - ★ Named AFC Offensive Player of the Week, FedEx Air Player of the Week and Snickers Hungriest Player of the Game after completing 20 of 35 passes for 350 yards and three touchdowns in New England's thrilling 30-26 come-from-behind victory over the Denver Broncos on Monday Night Football (11/3). Connected on four of five passes for 58 yards in the Patriots game-winning touchdown drive in the fourth quarter. Concluded the six-play, game-winning drive by finding David Givens for an 18-yard touchdown strike in the corner of the end zone with 30 seconds remaining in the game.
 - ★ Connected on 29 of 47 passes for 368 yards and two touchdowns in the Patriots' come-from-behind 23-20 overtime victory over the Houston Texans (11/23). Engineered the 12th fourth quarter or overtime comeback of his career. Rolled out on a bootleg and found Graham in the end zone for a four-yard touchdown on fourth-and-one to tie the game at 20 with 40 seconds remaining in regulation.
 - ★ Named AFC Offensive Player of the Week for his four-touchdown performance against the Buffalo Bills (12/27). Registered a season-high 122.9 passer rating while completing 21 of 32 passes for 204 yards and a season-high four touchdowns in the Patriots' 31-0 victory over the Bills.
 - ★ Completed 21 of 41 passes for 201 yards and a touchdown in the Patriots' 17-14 divisional playoff victory over the Tennessee Titans (1/10).
 - ★ Connected on 22 of 37 passes for 237 yards and a touchdown in the Patriots' 24-14 AFC Championship victory over the Indianapolis Colts (1/18). Connected with David Givens for a 7-yard touchdown reception on a hitch-and-go to give the Patriots an early 7-0 lead in the first quarter.
 - ★ Earned Super Bowl MVP honors after completing 32 of 48 passes for 354 yards and three touchdowns against the Carolina Panthers in Super Bowl XXXVIII. Completed four of five passes in the final 1:08 to lead the Patriots on a Super Bowl-winning drive that culminated in Adam Vinatieri's winning boot with four seconds left in the contest.
- 2002 (16/16)**
- ★ Led the NFL with 28 touchdown passes.
 - ★ Completed 373 of 601 passes for 3,764 yards while starting all 16 games at quarterback.
 - ★ Ranked third in the AFC in attempts (601), fourth in completions (373) and fourth in the AFC in passing yards (3,764).
 - ★ Threw only 14 interceptions, including just five in his last 351 pass attempts.
 - ★ Posted a touchdowns-to-interception ratio of +14 in 2002, the fourth highest total in the NFL.
 - ★ Recorded six ratings of over 100.0 in 2002 (all victories), the highest single-season total by a Patriot since Drew Bledsoe recorded seven during the 1996 season.
 - ★ Named AFC Offensive Player of the Week after completing 67.4 percent of his passes for 294 yards and three touchdowns without an interception in the Patriots 30-14 win over the Steelers (9/9) on Monday Night Football.
 - ★ Threw the ball on 25 straight plays between the first and third quarters, completing 18 of those passes in that game (9/9)
 - ★ Became the fifth quarterback in Patriots history to throw for over 400 yards in a game, completing 72 percent of his passes and throwing for four touchdowns in the Patriots 41-38 overtime win over the Kansas City Chiefs (9/22). His 410 yards ranks as the sixth most prolific single-game passing



performance in Patriots history.

- ★ Orchestrated his fifth career fourth-quarter comeback, as the Patriots rebounded after trailing 27-6 in the third quarter and 30-19 with less than five minutes left in the game to win 33-30 against the Chicago Bears (11/10). Attempted a career-high 55 passes, 39 of which came in the second half.
- ★ Led the Patriots back from a 24-13 deficit in the final 4:54 of the game en route to a 27-24 overtime win over the Miami Dolphins (12/29).

2001 (15/14, 3/3)

- ★ Started 14 of 15 regular season games at quarterback and completed 264 of 413 passes for 2,843 yards, while throwing 18 touchdowns and 12 interceptions.
- ★ His 63.9 percent completion rate set a new Patriots single-season best, eclipsing the mark set by Tony Eason (61.6, 1986).
- ★ Finished the season ranked third in the AFC and sixth in the NFL with a 86.5 passer rating.
- ★ Set NFL record for most pass attempts to start a career without throwing an interception (162).
- ★ Made first NFL start and completed 13 of 23 passes for 168 yards in 44-13 victory over Indianapolis (9/30) ... Became the first Patriots quarterback to win his first NFL start since Scott Zolak won at Indianapolis (11/15/92).
- ★ Named AFC Offensive Player of the Week following his performance in the Patriots 29-26 overtime victory over San Diego (10/14). Completed his first NFL touchdown pass on a 21-yard connection to Terry Glenn. Threw 54 passes with 33 completions, tying him for eighth in team history in both categories. Completed 13-of-19 passes for 130 yards during two fourth quarter comeback scoring drives and the game winning overtime scoring drive.
- ★ Connected with David Patten on a 91-yard touchdown pass against Indianapolis (10/21), the longest play from scrimmage in franchise history. Completed all seven of his pass attempts in the first half for 134 yards and two touchdowns.
- ★ Named AFC Player of the Week after notching a season-high four touchdowns while completing 19 of 26 passes for 268 yards in a 34-17 victory over the New Orleans Saints (11/25). Earned a passer rating of 143.9, his third rating over 100 during the season.
- ★ Made his first postseason start and set Patriots' single-game postseason highs with 52 attempts, 32 completions and 312 yards in the Patriots' divisional playoff victory over Oakland (1/19). Became first quarterback in franchise history to record a postseason rushing touchdown with a 6-yard scamper. Completed all eight of his pass attempts for 45 yards in overtime as the Patriots marched 61 yards on 15 plays to set up a Vinatieri 23-yard game-winning field goal for the victory.
- ★ Led the team in completions (12), yards (115), completion percentage (66.7 percent) and passer rating (84.3) despite leaving the AFC Championship Game victory over the Steelers (1/27) late in the second quarter with an injury and not returning.
- ★ Named Super Bowl XXXVI MVP after connecting on 16 of 27 passes for 145 yards and one touchdown. Completed five of eight passes for 53 yards on the game-winning drive that began with 1:21 remaining in the fourth quarter with the game tied at 17 and ended with an Adam Vinatieri 48-yard field goal as time expired.

2000 (1/0)

- ★ Saw action in a reserve role at quarterback in one contest.
- ★ Listed among the Patriots inactives for 14 weeks during the season.
- ★ Active but did not play against Cincinnati (11/19).
- ★ Entered his first NFL game in the fourth quarter and completed one of three passes for 6 yards against the Detroit Lions (11/23). Completed his first NFL pass to Rod Rutledge for 6 yards.

COLLEGE

- ★ Brady earned three letters at Michigan (1997-99) and recorded a 20-5 record as a two-year starter for the Wolverines.
- ★ Started all 25 games of his junior and senior seasons, including victories in the 1999 Citrus Bowl and the 2000 Orange Bowl.
- ★ Led the Wolverines to 15 wins in a 16-game span from 1998-99.
- ★ Finished his career ranking third in Michigan history with 710 attempts and 442 completions, fourth with 5,351 yards and 62.3 completion percentage and fifth with 35 touchdown passes.
- ★ Completed 31 of 56 attempts for 375 yards against Ohio State to establish school game-records, breaking the old marks of 52 attempts for 372 yards by Scott Dreisbach vs. Virginia in 1995 and 29 completions by Todd Collins vs. Oklahoma State in 1992.
- ★ Threw at least one touchdown pass in all 16 Big Ten conference games as a starter.
- ★ As a senior in 1999 was named All-Big Ten Conference second-team selection and selected team MVP after completing 214 of 341 passes (62.8 percent) for 2,586 yards, 20 touchdowns and only six interceptions.
- ★ Led Michigan to the Big Ten title as a junior in 1998.
- ★ Served as Brian Griese's backup during the Wolverines' national championship season, in which they went 12-0 in 1997.

PERSONAL

- ★ Thomas Brady was born the son of Tom and Galynn Brady on Aug. 3, 1977 in San Mateo, Calif.
- ★ *Blue Chip Illustrated* and *Prep Football Report* All-American selection at Junipero Serra High in San Mateo, Calif.
- ★ Added all-state and All-Far West honors as the team's Most Valuable Player.
- ★ Earned two letters in both football and baseball.
- ★ Was the starting varsity quarterback for two seasons (1993-94) and completed 236 of 447 passes (52.8 percent) for 3,702 yards and 31 touchdowns during his high school career.
- ★ Drafted in the 18th round of the 1995 Major League Baseball draft as a catcher by the Montreal Expos.
- ★ Inducted into the Junipero Serra High School Hall of Fame in 2003, joining fellow Serra High graduates Barry Bonds, Lynn Swann, Gregg Jeffries, Jim Fregosi, and his older sister Maureen, among many others.



★ ★ ★ ★ ★ **TOM BRADY** ★ ★ ★ ★ ★

Pos: QB Ht: 6-4 Wt: 225 lbs Year: 13th Acq: D6b-00 (199th) College: Michigan Born: 8/3/77

REGULAR SEASON		PASSING STATISTICS												
Year	Team	G/S	Att	Cmp	Yds	Yds/Att	Pct	TD	TD %	Int	Int %	Lg	Sacks	Rating
2000	Patriots	1/0	3	1	6	2.00	33.3	0	0	0	0	6	0/0	42.4
2001	Patriots	15/14	413	264	2843	6.88	63.9	18	4.4	12	2.9	91t	41/216	86.5
2002	Patriots	16/16	601	373	3764	6.26	62.1	28	4.7	14	2.3	49t	31/190	85.7
2003	Patriots	16/16	527	317	3620	6.87	60.2	23	4.4	12	2.3	82t	32/219	85.9
2004	Patriots	16/16	474	288	3692	7.79	60.8	28	5.9	14	3.0	50	26/162	92.6
2005	Patriots	16/16	530	334	4110	7.75	63.0	26	4.9	14	2.6	71	26/188	92.3
2006	Patriots	16/16	516	319	3529	6.84	61.8	24	4.7	12	2.3	62t	26/175	87.9
2007	Patriots	16/16	578	398	4806	8.31	68.9	50	8.7	8	1.4	69t	21/128	117.2
2008	Patriots	1/1	11	7	76	6.91	63.6	0	0.0	0	0.0	26	0/0	83.9
2009	Patriots	16/16	565	371	4398	7.78	65.7	28	5.0	13	2.3	81t	16/86	96.2
2010	Patriots	16/16	492	324	3,900	7.93	65.9	36	7.3	4	0.8	79t	25/175	111.0
2011	Patriots	16/16	611	401	5,235	8.57	65.6	39	6.4	12	1.9	99t	32/173	105.6
2012	Patriots	16/16	637	401	4,827	7.58	63.0	34	5.3	8	1.3	83t	27/182	98.7
Totals - 13 Years		177/175	5,958	3,798	44,806	7.52	63.7	334	5.6	123	2.1	99t	303/1,894	96.6

POSTSEASON		PASSING STATISTICS												
Year	Team	G/S	Att	Cmp	Yds	Yds/Att	Pct	TD	TD %	Int	Int %	Lg	Sacks	Rating
2001	Patriots	3/3	97	60	572	5.90	61.9	1	1.0	1	1.0	29	5/36	77.3
2003	Patriots	3/3	126	75	792	6.29	59.5	5	4.0	2	1.6	52	0/0	84.5
2004	Patriots	3/3	81	55	587	7.25	67.9	5	6.2	0	0.0	60t	7/57	109.4
2005	Patriots	2/2	63	35	542	8.60	55.6	4	6.3	2	3.2	73	4/12	92.2
2006	Patriots	3/3	119	70	724	6.08	58.8	5	4.2	4	3.4	49	4/22	76.5
2007	Patriots	3/3	109	77	737	6.76	70.6	6	5.5	3	2.8	53	8/52	96.0
2009	Patriots	1/1	42	23	154	3.67	54.8	2	4.8	3	7.1	24	3/22	49.1
2010	Patriots	1/1	45	29	299	6.64	64.4	2	4.4	1	2.2	37	5/40	89.0
2011	Patriots	3/3	111	75	878	7.9	67.6	8	7.2	4	3.6	61t	3/15	100.4
2012	Patriots	2/2	94	54	664	7.1	57.4	4	4.3	2	2.1	47	1/9	84.7
Totals - 10 Years		24/24	887	553	5,949	6.71	62.3	42	4.7	22	2.5	73	40/265	87.4

REGULAR SEASON		RUSHING					FUMBLES			POSTSEASON		RUSHING					FUMBLES		
Year	Team	No	Yds	Avg	Lg	TD	No	Lost	Year	Team	No	Yds	Avg	Lg	TD	No	Lost		
2000	Patriots	0	0	0	0	0	0	0	2001	Patriots	8	22	2.8	6t	1	1	0		
2001	Patriots	36	43	1.2	12	0	12	3	2003	Patriots	12	18	1.5	12	0	0	0		
2002	Patriots	42	110	2.6	15	1	11	5	2004	Patriots	7	3	0.4	3	1	1	1		
2003	Patriots	42	63	1.5	11	1	13	5	2005	Patriots	3	8	2.7	7	0	2	0		
2004	Patriots	43	28	0.7	10	0	7	5	2006	Patriots	8	18	2.3	12	0	2	0		
2005	Patriots	27	89	3.3	15	1	4	3	2007	Patriots	4	-1	-0.3	2	0	1	1		
2006	Patriots	49	102	2.1	22	0	12	4	2008	Patriots	-	-	-	-	-	-	-		
2007	Patriots	37	98	2.6	19	2	6	4	2009	Patriots	0	0	0.0	0	0	1	1		
2008	Patriots	0	0	0.0	0	0	0	0	2010	Patriots	2	2	1.0	3	0	1	0		
2009	Patriots	29	44	1.5	9	1	4	2	2011	Patriots	9	10	1.1	4	1	0	0		
2010	Patriots	31	30	1.0	9	1	3	1	2012	Patriots	3	4	1.3	3	0	0	0		
2011	Patriots	43	109	2.5	13	3	3	2	Totals - 10 Years	53	80	1.5	12	2	9	3			
2012	Patriots	23	32	1.4	7	4	2	0											
Totals -13 Years		402	748	1.8	22	14	80	34											

Additional Statistics: Receiving — 2001: 1 for 23 yards (12/22/01 vs. Miami)
Punting — 2003: 1 for 36 yards, downed at 1-yard line (12/7/03 vs. Miami);
2011: 1 for 48 yards, downed at 10-yard line (1/14/12 vs. Denver)



★ ★ ★ ★ TOM BRADY'S CAREER GAME-BY-GAME ★ ★ ★ ★ ★

2000	Opponent	P/S	Att	Cmp	Passing							Rating	Rushing					Score	
					Yds	Pct	TD	Lg	Int	S	Yds		Rush	Yds	Lg	TD	W/L		
11/23	at Detroit	P	3	1	6	.333	0	6	0	0	0	0	42.4	0	0	0	0	L	9-34
2000 Totals			1/0	3	1	6	.333	0	6	0	0	0	42.2	0	0	0	0		0-1
2001	Opponent	P/S	Att	Cmp	Passing							Rating	Rushing					Score	
					Yds	Pct	TD	Lg	Int	S	Yds		Rush	Yds	Lg	TD	W/L		
09/09	at Cincinnati				Did Not Play													L	17-23
09/23	N.Y. Jets	P	10	5	46	.500	0	21	0	0	0	62.9	1	9	9	0	L	3-10	
09/30	Indianapolis	S	23	13	168	.565	0	38	0	1	9	79.6	1	2	2	0	W	44-13	
10/07	at Miami	S	24	12	86	.500	0	15	0	4	17	58.7	2	9	9	0	L	10-30	
10/14	San Diego	S	54	33	364	.611	2	26	0	3	19	93.4	1	0	0	0	W	ot 29-26	
10/21	at Indianapolis	S	20	16	202	.800	3	911	0	0	0	148.3	2	-2	-1	0	W	38-17	
10/28	at Denver	S	38	25	203	.658	2	30t	4	2	20	57.1	2	-1	0	0	L	20-31	
11/04	at Atlanta	S	31	21	250	.677	3	44t	0	3	14	124.4	3	0	1	0	W	24-10	
11/11	Buffalo	S	21	15	107	.714	1	26	1	7	36	78.9	4	-1	2	0	W	21-11	
11/18	St. Louis	S	27	19	185	.704	1	27	2	2	6	70.8	2	6	7	0	L	24-17	
11/25	New Orleans	S	26	19	258	.731	4	41t	0	4	17	143.9	4	14	11	0	W	34-17	
12/02	at N.Y. Jets	S	28	20	213	.714	0	46	0	3	22	93.3	3	0	2	0	W	17-16	
12/09	Cleveland	S	28	19	218	.679	0	23	2	3	9	61.3	4	-3	0	0	W	27-16	
12/16	at Buffalo	S	35	19	237	.543	0	40	1	5	31	63.6	3	13	12	0	W	ot 12-9	
12/22	Miami	S	19	11	108	.579	1	23t	0	3	14	91.6	3	-5	-1	0	W	20-13	
01/06	at Carolina	S	29	17	198	.586	1	31	2	1	2	62.1	1	2	2	0	W	38-6	
2001 Totals			15/14	413	264	2843	.639	18	91t	12	41	216	86.5	36	43	12	0	W	11-5
01/19	Oakland	S	52	32	312	.615	0	29	1	2	15	70.4	5	16	6t	1	W	ot 16-13	
01/27	at Pittsburgh	S	18	12	115	.667	0	28	0	2	14	84.3	2	3	2	0	W	24-17	
02/03	St. Louis	S	27	16	145	.593	1	23	0	1	7	86.2	1	3	3	0	W	20-17	
2001 Postseason			3/3	97	60	572	.619	1	29	1	5	36	77.3	8	22	6t	1	W	3-0
2002	Opponent	P/S	Att	Cmp	Passing							Rating	Rushing					Score	
					Yds	Pct	TD	Lg	Int	S	Yds		Rush	Yds	Lg	TD	W/L		
09/09	Pittsburgh	S	43	29	294	.674	3	40t	0	2	14	110.0	-	-	-	-	W	30-14	
09/15	at N.Y. Jets	S	35	25	269	.714	2	49t	1	0	0	100.8	2	5	4	0	W	44-7	
09/22	Kansas City	S	54	39	410	.722	4	38t	1	4	11	110.9	1	2	2	0	W	41-38 ot	
09/29	at San Diego	S	53	36	353	.679	2	26	2	0	0	83.3	1	3	3	0	L	14-21	
10/05	at Miami	S	31	17	240	.548	2	34t	2	3	32	74.7	1	0	0	0	L	13-26	
10/13	Green Bay	S	44	24	183	.545	1	18	3	2	17	44.0	5	26	12	0	L	10-28	
10/27	Denver	S	29	15	130	.517	1	17	0	5	20	75.4	2	5	4	0	L	16-24	
11/03	at Buffalo	S	26	22	265	.846	3	31	0	1	2	147.6	1	-1	-1	0	W	38-7	
11/10	at Chicago	S	55	36	328	.655	3	36t	1	2	13	92.1	3	16	13	0	W	33-30	
11/17	at Oakland	S	30	18	172	.600	0	33	0	4	25	76.0	1	1	1	0	L	20-27	
11/24	Minnesota	S	34	21	239	.618	3	27	0	2	20	112.3	6	4	5	0	W	24-17	
11/28	at Detroit	S	30	18	210	.600	0	28	1	0	0	67.4	4	12	8	0	W	20-12	
12/08	Buffalo	S	27	15	183	.556	2	41	0	0	0	101.3	5	-5	0	0	W	27-17	
12/16	at Tennessee	S	29	14	134	.483	0	35	1	3	17	47.2	2	10	10t	1	L	7-24	
12/22	N.Y. Jets	S	37	19	133	.514	1	15	1	2	14	57.6	4	24	15	0	L	17-30	
12/29	Miami	S	44	25	221	.568	1	23	1	1	5	68.5	4	8	4	0	W	27-24 ot	
2002 Totals			16/16	601	373	3764	.621	28	49t	14	31	190	85.7	42	110	15	1	W	9-7
2003	Opponent	P/S	Att	Cmp	Passing							Rating	Rushing					Score	
					Yds	Pct	TD	Lg	Int	S	Yds		Rush	Yds	Lg	TD	W/L		
09/07	at Buffalo	S	28	14	123	.500	0	42	4	2	20	22.5	-	-	-	-	L	0-31	
09/14	at Philadelphia	S	44	30	255	.682	3	27	0	2	8	105.8	6	7	4	0	W	31-10	
09/21	N.Y. Jets	S	25	15	181	.600	0	31	0	5	34	82.3	3	-1	1	1	W	23-16	
09/28	at Washington	S	38	25	289	.658	2	29	3	1	8	73.2	1	2	2	0	L	17-20	
10/05	Tennessee	S	31	17	219	.548	1	58	0	3	26	88.0	3	2	4	0	W	38-30	
10/12	N.Y. Giants	S	21	8	112	.381	0	39	0	2	21	56.1	3	0	2	0	W	17-6	
10/19	at Miami	S	34	24	283	.706	2	82	0	1	10	115.2	3	10	5	0	W	19-13 ot	
10/26	Cleveland	S	33	20	259	.606	0	45	0	1	6	85.3	2	-2	-1	0	W	9-3	
11/03	at Denver	S	35	20	350	.571	3	66	1	0	0	108.0	2	-1	0	0	W	30-26	
11/16	Dallas	S	34	15	212	.441	0	57	0	2	9	64.8	1	3	3	0	W	12-0	
11/23	at Houston	S	47	29	368	.617	2	33	2	4	24	82.6	6	15	6	0	W	23-20 ot	
11/30	at Indianapolis	S	35	26	236	.743	2	31	2	2	10	87.3	2	-1	0	0	W	38-34	
12/07	Miami	S	31	16	163	.516	0	25	0	3	13	67.0	2	-2	-1	0	W	12-0	
12/14	Jacksonville	S	34	22	228	.647	2	32	0	2	16	103.6	1	7	7	0	W	27-13	
12/20	at N.Y. Jets	S	25	15	138	.600	2	35	0	0	0	101.8	2	1	2	0	W	21-16	
12/27	Buffalo	S	32	21	204	.656	4	30	0	2	14	122.9	5	23	11	0	W	31-0	
2003 Totals			16/16	527	317	3620	.602	23	82t	12	32	219	85.9	42	63	11	1	W	14-2
01/10	Tennessee	S	41	21	201	.512	1	41	0	0	0	73.3	5	5	5	0	W	17-14	
01/18	Indianapolis	S	37	22	237	.595	1	28	1	0	0	76.1	5	1	2	0	W	24-14	
02/01	Carolina	S	48	32	354	.667	3	52	1	0	0	100.5	2	12	12	0	W	32-29	
2003 Postseason			3/3	126	75	792	.595	5	52	2	0	0	84.5	12	18	12	0	W	3-0
2004	Opponent	P/S	Att	Cmp	Passing							Rating	Rushing					Score	
					Yds	Pct	TD	Lg	Int	S	Yds		Rush	Yds	Lg	TD	W/L		
9/09	Indianapolis	S	38	26	335	.684	3	29	1	2	15	112.1	1	-1	-1	0	W	27-24	
09/19	at Arizona	S	26	15	219	.577	2	27	2	2	12	78.8	5	3	3	0	W	23-12	
10/03	at Buffalo	S	30	17	298	.567	2	44	0	0	0	112.9	2	2	3	0	W	31-17	
10/10	Miami	S	19	7	76	.368	2	28	1	1	7	62.6	4	-1	2	0	W	24-10	
10/17	Seattle	S	30	19	231	.633	1	48	1	1	7	84.2	3	7	6	0	W	30-20	
10/24	N.Y. Jets	S	29	20	230	.690	1	42	0	3	20	104.1	3	-3	-1	0	W	13-7	

Players



★ ★ ★ ★ **TOM BRADY'S CAREER GAME-BY-GAME (CONT.)** ★ ★ ★ ★ ★

10/31	at Pittsburgh	S	43	25	271	581	2	23	2	4	28	72.9	-	-	-	-	L	20-34	
11/07	at St. Louis	S	31	18	234	581	2	50	0	2	9	103.4	3	1	3	0	W	40-22	
11/14	Buffalo	S	35	19	233	543	2	47	1	2	13	82.2	1	2	2	0	W	29-6	
11/22	at Kansas City	S	26	17	315	654	1	48	0	1	6	119.9	5	-	1	3	0	W	27-19
11/28	Baltimore	S	30	15	172	500	0	37	0	1	2	67.6	3	3	4	0	W	24-3	
12/05	at Cleveland	S	20	11	157	550	1	44	1	2	14	76.5	1	10	10	0	W	42-15	
12/12	Cincinnati	S	26	18	260	692	2	48	0	1	3	127.1	5	2	3	0	W	35-28	
12/20	at Miami	S	29	18	171	621	3	311	4	2	15	73.3	2	-2	-1	0	L	28-29	
12/26	at N.Y. Jets	S	32	21	264	656	2	35	0	1	6	112.0	4	3	5	0	W	23-7	
01/02	San Francisco	S	30	22	226	733	2	25	1	1	5	102.9	1	3	3	0	W	21-7	
2004 Totals			16/16	474	288	3692	608	28	50	14	26	162	92.6	43	28	10	0	14-2	
01/16	Indianapolis	S	27	18	144	667	1	17	0	3	29	92.2	4	6	3	1	W	20-3	
01/23	at Pittsburgh	S	21	14	207	667	2	60t	0	2	11	130.5	2	-2	-1	0	W	41-27	
02/06	Philadelphia	S	33	23	236	697	2	27	0	2	17	110.2	1	-1	-1	0	W	24-21	
2004 Postseason			3/3	81	55	587	679	5	60t	0	7	57	109.4	7	3	3	1	3-0	
Passing																			
2005	Opponent	P/S	Att	Cmp	Yds	Pct	TD	Lg	Int	S	Yds	Rating	Rushing						
													Rush	Yds	Lg	TD	W/L	Score	
09/08	Oakland	S	38	24	306	632	2	35	0	0	0	105.8	3	-1	0	0	W	30-20	
09/18	at Carolina	S	44	23	270	523	1	71	1	2	21	69.3	-	-	-	-	L	17-27	
09/25	at Pittsburgh	S	41	31	372	756	0	30	1	3	26	92.7	-	-	-	-	W	23-20	
10/02	San Diego	S	32	19	224	594	1	30t	1	1	8	78.1	2	4	4	0	L	17-41	
10/09	at Atlanta	S	27	22	350	815	3	55	1	1	8	140.4	1	1	1	0	W	31-28	
10/16	at Denver	S	46	24	299	522	1	49	0	0	0	79.9	1	12	12	0	L	20-28	
10/30	Buffalo	S	21	14	199	667	1	37	0	3	19	113.0	1	4	4	0	W	21-16	
11/07	Indianapolis	S	33	22	265	667	3	35	0	1	18	121.4	1	-1	-1	0	L	21-40	
11/13	at Miami	S	36	21	275	583	2	59	2	2	1	77.9	1	-1	-1	0	W	23-16	
11/20	New Orleans	S	29	15	222	517	3	60t	0	3	28	111.6	1	5	5	0	W	24-27	
11/27	at Kansas City	S	40	22	248	550	1	25	4	3	16	42.5	1	15	15	0	L	16-26	
12/04	N.Y. Jets	S	37	27	271	730	0	25	0	2	20	93.4	4	19	7	0	W	16-3	
12/11	at Buffalo	S	38	29	329	763	2	40	2	1	1	97.4	4	17	9	1	W	35-7	
12/17	Tampa Bay	S	31	20	258	645	3	37	0	1	5	122.8	3	6	3	0	W	28-0	
12/26	at N.Y. Jets	S	29	18	185	621	2	23	1	3	17	89.0	3	7	3	0	W	31-21	
01/01	Miami	S	8	3	37	375	1	18	1	0	0	52.6	1	2	2	0	L	26-28	
2005 Totals			16/16	530	334	4110	630	26	71	14	26	188	92.3	27	89	15	1	10-6	
01/07	Jacksonville	S	27	15	201	556	3	63t	0	4	12	116.4	2	9	7	0	W	28-3	
01/14	at Denver	S	36	20	341	556	1	73	2	0	0	74.0	1	-1	-1	0	L	13-27	
2005 Postseason			2/2	63	35	542	556	4	63t	2	4	12	92.2	3	8	7	0	1-1	
Passing																			
2006	Opponent	P/S	Att	Cmp	Yds	Pct	TD	Lg	Int	S	Yds	Rating	Rushing						
													Rush	Yds	Lg	TD	W/L	Score	
09/10	Buffalo	S	23	11	163	478	2	34	1	3	27	82.3	5	3	3	0	W	19-17	
09/17	at N.Y. Jets	S	29	15	220	517	1	29	1	1	9	73.9	1	-1	-1	0	W	24-17	
09/24	Denver	S	55	31	320	564	1	31	0	0	0	79.4	2	7	5	0	L	7-17	
10/01	at Cincinnati	S	26	15	188	577	2	35	1	0	0	89.2	2	21	22	0	W	38-13	
10/08	Miami	S	29	16	140	552	2	15	0	1	6	91.2	4	-3	0	0	W	20-10	
10/22	at Buffalo	S	27	18	195	667	2	35t	0	4	24	112.4	2	2	3	0	W	28-6	
10/30	at Minnesota	S	43	29	372	674	4	45	1	3	27	115.6	1	1	1	0	W	31-7	
11/05	Indianapolis	S	35	20	201	571	0	39	4	0	0	34.0	3	13	9	0	L	20-27	
11/12	N.Y. Jets	S	36	24	253	667	1	33	1	4	21	84.6	-	-	-	-	L	14-17	
11/19	at Green Bay	S	31	20	244	645	4	54t	0	1	4	128.2	4	6	8	0	W	35-0	
11/26	Chicago	S	33	22	267	667	1	40	2	0	0	76.2	6	12	11	0	W	17-13	
12/03	Detroit	S	38	27	305	711	0	28	1	2	21	83.8	6	9	4	0	W	28-21	
12/10	at Miami	S	25	12	78	480	0	21	0	4	20	55.1	-	-	-	-	L	0-21	
12/17	Houston	S	23	16	109	696	2	43t	0	1	4	108.8	2	2	3	0	W	40-7	
12/24	at Jacksonville	S	39	28	249	718	1	36	0	1	7	97.1	10	31	9	0	W	24-21	
12/31	at Tennessee	S	24	15	225	625	1	62t	0	1	5	107.1	1	-1	-1	0	W	40-23	
2006 Totals			16/16	516	319	3529	618	24	62t	12	26	175	87.9	49	102	22	0	12-4	
01/07	N.Y. Jets	S	34	22	212	647	2	31	0	1	12	101.6	2	14	12	0	W	37-16	
01/14	at San Diego	S	51	27	280	529	2	49	3	2	4	57.6	2	3	4	0	W	24-21	
01/21	at Indianapolis	S	34	21	232	618	1	27	1	1	6	79.5	4	1	2	0	L	34-38	
2006 Postseason			3/3	119	70	724	588	5	49	4	4	22	76.5	8	18	12	0	2-1	
Passing																			
2007	Opponent	P/S	Att	Cmp	Yds	Pct	TD	Lg	Int	S	Yds	Rating	Rushing						
													Rush	Yds	Lg	TD	W/L	Score	
09/09	at N.Y. Jets	S	28	22	297	786	3	51t	0	0	0	146.6	1	4	4	0	W	38-14	
09/16	San Diego	S	31	25	279	806	3	34	1	2	16	123.0	1	2	2	0	W	38-14	
09/23	Buffalo	S	29	23	311	793	4	45t	0	1	3	150.9	1	2	2	0	W	38-7	
10/01	at Cincinnati	S	32	25	231	781	3	23	1	0	0	115.0	2	-2	-1	0	W	34-13	
10/07	Cleveland	S	38	22	265	579	3	35	0	0	0	105.7	-	-	-	-	W	34-17	
10/14	at Dallas	S	46	31	388	674	5	69t	0	3	15	129.6	3	5	3	0	W	48-27	
10/21	at Miami	S	25	21	354	840	6	50t	0	1	10	158.3	-	-	-	-	W	49-28	
10/28	Washington	S	38	29	306	763	3	35	0	1	0	125.5	4	14	7	2	W	52-7	
11/04	at Indianapolis	S	32	21	255	656	3	55	2	2	18	95.2	5	14	19	0	W	24-20	
11/18	at Buffalo	S	39	31	373	795	5	43	0	0	0	146.1	2	9	5	0	W	56-10	
11/25	Philadelphia	S	54	34	380	630	1	42	0	3	18	90.0	3	16	12	0	W	31-28	
12/03	at Baltimore	S	38	18	257	474	2	43	1	3	21	76.3	2	14	12	0	W	27-24	
12/09	Pittsburgh	S	46																

★ ★ ★ ★ TOM BRADY'S CAREER GAME-BY-GAME (CONT.) ★ ★ ★ ★ ★

2007 Totals		16/16	578	398	4806	.689	50	69t	8	21	128	117.2	37	98	19	2	16-0		
01/12	Jacksonville	S	28	26	262	.929	3	53t	0	1	4	141.4	2	1	2	0	W	31-20	
01/20	San Diego	S	33	22	209	.667	2	18	3	2	11	66.4	2	-2	-1	0	W	21-12	
02/03	N.Y. Giants	S	48	29	266	.604	1	19	0	5	37	82.5	-	-	-	0	L	14-17	
2007 Postseason		3/3	109	77	737	.706	6	53	3	8	52	96.0	4	-1	2	0	0	2-1	
Passing													Rushing						
09/07	Kansas City	S	11	7	76	.636	0	26	0	0	0	83.9	0	0	0	0	0	W	17-10
09/14	at N.Y. Jets	Placed on Injured Reserve																	
2008 Totals		1/1	11	7	76	.636	0	26	0	0	0	83.9	0	0	0	0	0	11-5	
Passing													Rushing						
09/14	Buffalo	S	53	39	378	.736	2	31	1	1	10	97.8	1	9	9	0	W	25-24	
09/20	at N.Y. Jets	S	47	23	216	.489	0	29	1	0	0	53.1	1	2	2	0	L	9-16	
09/27	Atlanta	S	42	25	277	.595	1	36t	0	0	0	87.1	3	0	2	0	W	26-10	
10/04	Baltimore	S	32	21	258	.656	1	34	0	3	24	100.8	5	11	7	1	W	27-21	
10/11	at Denver	S	33	19	215	.576	2	36	0	1	6	97.4	1	-1	-1	0	L	17-20	
10/18	Tennessee	S	34	29	380	.853	6	48	0	2	6	152.8	-	-	-	0	W	59-0	
10/25	at Tampa Bay	S	32	23	308	.719	3	54t	2	1	1	107.3	1	5	5	0	W	35-7	
11/08	Miami	S	37	25	332	.676	1	71t	1	2	9	93.5	1	5	5	0	W	27-17	
11/15	at Indianapolis	S	42	29	375	.690	3	63t	2	2	11	110.7	3	3	3	0	L	34-35	
11/22	N.Y. Jets	S	41	28	310	.683	1	43	0	2	11	98.6	4	9	7	0	W	31-14	
11/30	at New Orleans	S	36	21	237	.583	0	47	2	1	4	55.0	1	2	2	0	L	17-38	
12/06	at Miami	S	29	19	352	.655	2	81t	2	0	0	101.5	-	-	-	0	L	21-22	
12/13	Carolina	S	32	19	192	.594	1	23	1	0	0	74.0	2	-2	-1	0	W	20-10	
12/20	at Buffalo	S	23	11	115	.478	1	16	1	0	0	59.1	4	-3	0	0	W	17-10	
12/27	Jacksonville	S	26	23	267	.885	4	29	0	0	0	149.0	2	4	2	0	W	35-7	
01/03	at Houston	S	26	17	186	.654	0	41	1	1	4	70.4	-	-	-	0	L	27-34	
2009 Totals		16/16	565	371	4398	.657	28	81t	13	16	86	96.2	29	44	9	1	10-6		
01/10	Baltimore	S	42	23	154	.547	2	24	3	3	22	49.1	-	-	-	0	L	14-33	
2009 Postseason		1/1	42	23	154	.547	2	24	3	3	22	49.1	0	0	0	0	0	0-1	
Passing													Rushing						
09/12	Cincinnati	S	35	25	258	.714	3	45	0	0	0	120.9	0	0	0	0	W	38-24	
09/19	at N.Y. Jets	S	36	20	248	.556	2	46	2	1	9	72.5	0	0	0	0	L	14-28	
09/26	Buffalo	S	27	21	252	.778	3	35t	0	1	7	142.6	4	6	9	0	W	38-30	
10/04	at Miami	S	24	19	153	.792	1	17	0	3	7	107.1	5	6	5	0	W	41-14	
10/17	Baltimore	S	44	27	292	.614	1	30	2	3	25	69.5	2	1	2	0	W	23-20	
10/24	at San Diego	S	32	19	159	.594	1	24	0	4	31	82.7	2	1	2	0	W	23-20	
10/31	Minnesota	S	27	16	240	.593	1	65t	0	0	0	100.8	4	-3	0	0	W	28-18	
11/07	at Cleveland	S	36	19	224	.528	2	26	0	1	9	90.5	1	1	1	0	L	14-34	
11/14	Pittsburgh	S	43	30	350	.698	3	45	0	0	0	117.4	1	3	3	1	W	39-26	
11/21	Indianapolis	S	25	19	186	.760	2	25	0	1	8	123.1	4	-2	0	0	W	31-28	
11/25	at Detroit	S	27	21	341	.778	4	79t	0	1	3	158.3	4	1	3	0	W	45-24	
12/06	N.Y. Jets	S	29	21	326	.724	4	50	0	3	22	148.9	1	3	3	0	W	45-3	
12/12	at Chicago	S	40	27	369	.675	2	59t	0	3	18	113.4	0	0	0	0	W	36-7	
12/19	Green Bay	S	24	15	163	.625	2	35	0	3	27	110.2	0	0	0	0	W	31-27	
12/26	at Buffalo	S	27	15	140	.556	3	23	0	1	9	107.0	3	13	7	0	W	34-3	
01/02	Miami	S	16	10	199	.625	2	40	0	0	0	145.6	0	0	0	0	W	38-7	
2010 Totals		16/16	492	324	3900	.65.9	36	79t	4	25	175	111.0	31	30	9	1	14-2		
01/16	N.Y. Jets	S	45	29	299	.644	2	37	1	5	40	89.0	2	2	3	0	L	21-28	
2010 Postseason		1/1	45	29	299	.644	2	37	1	5	40	89.0	2	2	3	0	0	0-1	
Passing													Rushing						
09/12	at Miami	S	48	32	517	.66.7%	4	99t	1	1	1	121.6	1	3	3	0	W	38-24	
09/18	San Diego	S	40	31	423	.77.5%	3	33	0	2	13	135.7	2	3	4	0	W	35-21	
09/25	at Buffalo	S	45	30	387	.66.7%	4	33	4	0	0	86.1	1	5	5	0	L	31-34	
10/02	at Oakland	S	30	16	226	.53.3%	2	32	0	0	0	100.1	1	-1	-1	0	W	31-19	
10/09	N.Y. Jets	S	33	24	321	.72.7%	1	73	1	4	27	100.7	1	3	3	0	W	30-21	
10/16	Dallas	S	41	27	289	.65.9%	2	45	2	3	19	82.3	4	17	5	0	W	20-16	
10/30	at Pittsburgh	S	35	24	198	.68.6%	2	23	0	3	28	101.8	0	0	0	0	L	17-25	
11/06	N.Y. Giants	49	28	342	57.1%	2	28	2	2	10	75.4	1	5	5	0	L	20-24		
11/13	at N.Y. Jets	39	26	329	66.7%	3	53	0	0	0	118.4	3	2	3	0	W	37-16		
11/21	Kansas City	27	15	234	55.6%	2	52t	0	3	11	109.2	2	10	8	0	W	34-3		
11/27	at Philadelphia	34	24	361	70.6%	3	63	0	1	8	134.6	5	28	13	0	W	38-20		
12/04	Indianapolis	38	29	289	76.3%	2	23	0	1	0	114.9	3	7	5	0	W	31-24		
12/11	at Washington	37	22	357	59.5%	3	50	1	1	5	107.6	4	8	5	0	W	34-27		
12/18	at Denver	34	23	320	67.6%	2	46	0	2	10	117.3	6	2	2	1	W	41-23		
12/24	Miami	46	27	304	58.7%	1	42	0	4	23	85.8	9	17	5	2	W	27-24		
01/01	Buffalo	35	23	338	65.7%	3	53	1	4	18	113.8	0	0	0	0	W	49-21		
2011 Totals		16/16	611	401	5235	66.6%	39	99t	12	32	173	105.6	43	109	13	1	13-13		
01/14	Denver	34	26	363	76.5%	6	61t	1	0	0	137.6	3	8	4	0	W	45-10		
01/22	Baltimore	36	22	239	61.1%	0	23	2	1	5	57.5	6	2	4	0	W	23-20		
02/05	N.Y. Giants	41	27	276	65.9%	2	21	1	2	10	91.1	0	0	0	0	L	17-21		
2011 Postseason		111	75	878	67.6%	8	61t	4	3	15	100.4	9	10	8	0	0	2-1		

Players



Deion BRANCH

84

HT: 5-9 WT: 195
Born: 7/18/1979 Exp. (NFL/Patriots): 11/7
GP/GS (Playoffs): 140/111 (17/13) Acq: FA-12
College: Louisville Hometown: Albany, Ga.

SUPER BOWLS

★ ★ ★ WIDE RECEIVER ★ ★ ★



CAREER TRANSACTIONS

Deion Branch was signed by the New England Patriots on Dec. 12, 2012 ... Originally drafted by New England in the second round (65th overall) of the 2002 NFL Draft ... Traded by New England to Seattle (9/11/06) for a first-round selection in the 2007 NFL Draft ... Acquired by the New England Patriots from Seattle in a trade on Oct. 12, 2010 for a 2011 fourth-round draft pick ... Released by New England (8/31/12) ... Signed by New England (9/19/12) ... Released by New England (11/17/12).

CAREER HIGHLIGHTS

- ★ Returned to the Patriots after four seasons in Seattle and set a career high with six touchdown receptions in 2010 (one with Seattle and five with New England), including a career-long 79-yard touchdown reception at Detroit (11/25).
- ★ Branch was awarded the Pete Rozelle Trophy as the Most Valuable Player of Super Bowl XXXIX. His 11 receptions in the game tied the Super Bowl record, also achieved by Jerry Rice, Dan Ross and Wes Welker.
- ★ Branch has turned in his biggest performances on the greatest stage in sports, leading all receivers in Super Bowls XXXVIII and XXXIX. He recorded a combined 24 receptions in the three games and owns two of the top seven receiving

EXTRA POINTS

- ★ On the day of Super Bowl XXXIX, Deion called a dozen of his former football coaches to thank them for the support that they gave him throughout his high school, junior college and college careers. Hours after talking to his coaches, he tied the Super Bowl record with 11 receptions and was named MVP of the game.

performances in Super Bowl history. His career reception total in the Super Bowl ranks third all-time, trailing only Jerry Rice (33) and Andre Reed (27).

- ★ In the Patriots' 2005 divisional playoff game at Denver, Branch set a team playoff record with 153 receiving yards on eight catches. Branch also grabbed a 73-yard completion in the game, establishing the longest reception in Patriots playoff history.
- ★ Branch was the NFL's leading receiver in the 2004 playoffs, pacing the league in receptions (16) and receiving yards (264). In addition to being named Super Bowl XXXIX MVP, he was selected as the NFL's Offensive Player of the Week following the AFC Championship Game (1/23/05), when he led all receivers with 116 yards, including a game-breaking 60-yard touchdown grab.
- ★ Branch was the leading receiver in Super Bowl XXXVIII, grabbing 10 passes for 143 yards and a touchdown as the Patriots defeated the Carolina Panthers.

★ ★ ★ ROOKIE RECEPTION LEADERS ★ ★ ★

NFL SINGLE-GAME ROOKIE RECEPTION LEADERS

Player	Team	Game	Total
Roy Helu	WAS	vs. SF (11/6/11)	14
Don Looney	PHI	at WAS (12/1/40)	14
Deion Branch	NE	at S.D. (9/29/02)	13
Sid Blanks	HOU	at S.D. (9/12/64)	13
LaDainian Tomlinson	SD	vs. Ariz. (11/25/01)	13

★ BRANCH'S SINGLE-GAME CAREER HIGHS ★

Regular Season

Receptions:	13	at San Diego (9/29/02)
Yards:	151	at Chicago (12/12/10)
Average (min. 4 rec.):	17.5	at Kansas City (11/22/04)
Long:	79t	at Detroit (11/25/10)
Touchdowns:	2	4 times, most recently at Detroit (11/25/10)

Postseason:

Receptions:	11	vs. Philadelphia (2/6/05)
Yards:	153	at Denver (1/14/06)
Average (min. 4 rec.):	29.0	at Pittsburgh (1/23/05)
Long:	73	at Denver (1/14/06)
Touchdowns:	1	4 times, most recently vs. Denver (1/14/12).

SEASONAL REVIEWS

2012 (10/4, 2/0)

- ★ Rotates in as a reserve wide receiver.
- ★ Caught a season-high four passes for 30 yards (7.5 avg) vs. Buffalo (11/11).
- ★ Appeared as a reserve in his first game back with the team, catching two passes for 11 yards (5.5 avg) at Baltimore (9/23).

2011 (15/15, 3/3)

- ★ Started all 15 regular season games he played, finishing with 51 catches for 702 yards and five touchdowns. Inactive due to injury at Denver (12/18).
- ★ Started all three postseason games, making eight catches for 148 yards, including a 61-yard touchdown grab vs. Denver (1/14) in the AFC Divisional Playoff game.
- ★ Led the team with 125 yards on six receptions, including a season-long 63-yard catch to set up a second quarter touchdown at Philadelphia (11/27).
- ★ Caught eight passes for 129 yards in the home opener vs. San Diego (9/18).



2010 (11/9, 1/0 – New England)

- ★ Acquired by the Patriots in a trade with Seattle on Oct. 12.
- ★ Played in 11 games and started nine with the Patriots, finishing with a career-high six touchdowns (five with New England, one with Seattle) on 61 receptions for 818 yards (13.4 average). The 818 yards were second to the 998 yards he had in 2005 with the Patriots, while the 61 receptions were second to the 78 he had in 2005 with the Patriots.
- ★ Had two 100-yard games: three receptions for 113 yards at Detroit (11/25) and eight receptions for 151 yards at Chicago (12/12).
- ★ In his first game back with the Patriots vs. Baltimore (10/17) after spending four-plus seasons with the Seahawks, had nine receptions for 98 yards and one touchdown - a five-yard throw from Brady in the fourth quarter. The nine receptions against the Ravens were the second highest single-game total of his career in the regular season, dating back to his career-high 13-catch performance at San Diego as a rookie (11/29/02).
- ★ Led the team with seven catches for 70 yards vs. Indianapolis (11/21), including a third-down conversion in the first quarter that kept alive a 15-play, 82-yard scoring drive (11/21). Also contributed a key block to Danny Woodhead's career-long 36-yard touchdown run.
- ★ Recorded his longest career reception on a 79-yard touchdown pass from Tom Brady at Detroit (11/25), besting a 66-yard TD pass from Brady in 2003. Finished with three receptions for 113 yards and two touchdowns (11/25).
- ★ Set a personal best with 151 yards on eight receptions including a 59-yard touchdown pass from Tom Brady on the final play of the first half at Chicago (12/12).

2010 (11/9, 1/0 – New England)

- ★ Acquired by the Patriots in a trade with Seattle on Oct. 12.
- ★ Played in 11 games and started nine with the Patriots, finishing with a career-high six touchdowns (five with New England, one with Seattle) on 61 receptions for 818 yards (13.4 average). The 818 yards were second to the 998 yards he had in 2005 with the Patriots, while the 61 receptions were second to the 78 he had in 2005 with the Patriots.
- ★ Had two 100-yard games: three receptions for 113 yards at Detroit (11/25) and eight receptions for 151 yards at Chicago (12/12).
- ★ In his first game back with the Patriots vs. Baltimore (10/17) after spending four-plus seasons with the Seahawks, had nine receptions for 98 yards and one touchdown - a five-yard throw from Brady in the fourth quarter. The nine receptions against the Ravens were the second highest single-game total of his career in the regular season, dating back to his career-high 13-catch performance at San Diego as a rookie (11/29/02).
- ★ Led the team with seven catches for 70 yards vs. Indianapolis (11/21), including a third-down conversion in the first quarter that kept alive a 15-play, 82-yard scoring drive (11/21). Also contributed a key block to Danny Woodhead's career-long 36-yard touchdown run.
- ★ Recorded his longest career reception on a 79-yard touchdown pass from Tom Brady at Detroit (11/25), besting a 66-yard TD pass from Brady in 2003. Finished with three receptions for 113 yards and two touchdowns (11/25).
- ★ Set a personal best with 151 yards on eight receptions including a 59-yard touchdown pass from Tom Brady on the final play of the first half at Chicago (12/12).

Branch Returns to the Patriots

Deion Branch was acquired by the Patriots in a trade with Seattle on Oct. 12, 2010. Originally a second-round pick of the Patriots in 2002, Branch was traded to Seattle in 2006 for a first round pick (Brandon Meriweather). Branch returns to a team that he helped win two Super Bowls. Branch was awarded the Pete Rozelle Trophy as the Most Valuable Player of Super Bowl XXXIX. His 11 receptions in the game tied the Super Bowl record, also achieved by Jerry Rice, Dan Ross and Wes Welker. On the day of Super Bowl XXXIX, Deion called a dozen of his former football coaches to thank them for the support that they gave him throughout his high school, junior college and college careers. Hours after talking to his coaches, he tied the Super Bowl record with 11 receptions and was named MVP of the game. Branch has turned in his biggest performances on the greatest stage in sports, leading all receivers in Super Bowls XXXVIII and XXXIX. He recorded a combined 21 receptions in the two games and owns two of the top seven receiving performances in Super Bowl history. His career reception total in the Super Bowl ranks third all-time, trailing only Jerry Rice (33) and Andre Reed (27).

2010 (4/3 – Seattle)

- ★ Started three of four games for Seattle and caught 13 passes for 112 yards and one touchdown.
- ★ Was traded from Seattle to the Patriots on Oct. 12.

2009 (14/5 – Seattle)

- ★ Played in 14 games with five starts for Seattle.
- ★ Finished the season with 45 receptions for 437 yards and two touchdowns.

2008 (8/8 – Seattle)

- ★ Was limited to eight games due to injury.
- ★ Started all eight games that he played.
- ★ Finished with 30 receptions for 412 yards and four touchdowns.
- ★ Caught two touchdown passes in his first game against his old team vs. New England (12/7).

2007 (11/11, 1/0 – Seattle)

- ★ Started 11 games, missing five games due to injury.
- ★ Finished the season with 49 receptions for 661 yards and four touchdowns.
- ★ Had two 100-yard games with seven receptions for 122 yards at Arizona (9/16) and seven receptions for 130 yards at San Francisco (9/30).
- ★ Was inactive for the postseason game vs. Washington (1/5) and played but did not start in the postseason game at Green Bay (1/12).
- ★ Suffered a knee injury in the game against the Packers.



2006 (14/13, 2/2 – Seattle)

- ★ Was traded from the Patriots to Seattle on Sept. 11 following the first regular-season game of the year.
- ★ After sitting out the second week with Seattle, went on to start in 13 of 14 games.
- ★ Finished the season with 53 receptions for 725 yards and four touchdowns.
- ★ Also started two postseason games and finished with eight catches for 96 yards.
- ★ Caught seven passes for 113 yards and a 38-yard touchdown at San Francisco (11/19).

2005 (16/15, 2/2)

- ★ Led the team with career highs in receptions (78), receiving yards (998) and touchdown receptions (5).
- ★ Recorded five or more receptions in 11 of 16 regular season games.
- ★ In the regular season, led the team in receptions or tied for the team lead nine times and paced the squad in receiving yards in five games.
- ★ Set a Patriots playoff record with 153 receiving yards on eight catches in the divisional playoffs against Denver (1/14). Recorded the longest reception in Patriots playoff history when he hauled in a 73-yard pass at Denver (1/14).

2004 (9/9, 3/3)

- ★ Started nine regular-season games and all three playoff contests.
- ★ Talled a then career-high four touchdown receptions.
- ★ Finished third on the team with 35 receptions and 454 receiving yards.
- ★ Led all NFL receivers in the playoffs with 16 receptions for 264 yards.
- ★ Exceeded the 100-yard receiving mark against the Chiefs (11/22).
- ★ Missed seven games due to injury.
- ★ Returned to action at Kansas City (11/22) and led the team with six receptions and 106 receiving yards and a touchdown.
- ★ Named NFL Offensive Player of Championship Sunday after recording a team-high 116 receiving yards on four receptions and a touchdown in the Patriots' 41-27 AFC Championship victory at Pittsburgh (1/23). Carried the ball twice for 37 yards and a touchdown. Scampered for a 14-yard gain on a reverse on the Patriots' first play from scrimmage. Got open down the middle of the field and hauled in a 60-yard touchdown bomb from Tom Brady to give the Patriots a 10-0 lead with 6:49 remaining in the first quarter. Set up the Patriots' second touchdown of the evening with a 45-yard reception down the middle of the field in the second quarter. Sealed the trip to the Super Bowl with a 23-yard touchdown run off of a reverse in the fourth quarter.
- ★ Named Super Bowl MVP after tying a Super Bowl record with 11 receptions in the Patriots' 24-21 victory vs. Philadelphia (2/6) in Super Bowl XXXIX. Registered a game high 133 receiving yards. Extended the Patriots' first scoring drive with a 7-yard grab on third-and-three late in the second quarter. Extended the Patriots' second touchdown drive with a pair of third-down receptions in the third quarter. Snared a 27-yard catch on third-and-six and then a 15-yard grab on third-and-10 during the drive. Grabbed four receptions for 71 yards during the Patriots' scoring drive to open the third quarter.

★ ★ ★ SUPER BOWL PERFORMANCE ★ ★ ★

MOST CAREER RECEPTIONS IN SUPER BOWL GAMES

Rec.	Player	Team	Games	Seasons
33	Jerry Rice	SF	4	'84, '88, '89, '94
27	Andre Reed	BUF	4	'90, '91, '92, '93
24	Deion Branch	NE	3	'03, '04, '11
20	Roger Craig	SF	3	'84, '88, '89
20	Thurman Thomas	BUF	4	'90, '91, '92, '93
18	Wes Welker	NE	2	'07, '11

TOP RECEIVING PERFORMANCES IN SUPER BOWL HISTORY

Rec.	Player	Team	Game	Season
11	Deion Branch	NE	XXXIX	2004
	Wes Welker	NE	XLII	2007
	Jerry Rice	SF	XXIII	1988
	Dan Ross	CIN	XVI	1981
10	Deion Branch	NE	XXXVIII	2003
	Andre Hastings	PIT	XXX	1995
	Jerry Rice	SF	XXIX	1994
	Tony Nathan	MIA	XIX	1984

2003 (15/12, 3/3)

- ★ Started 12 of 15 games at wide receiver and led the team with 57 receptions and 803 receiving yards.
 - ★ Gained first-down yardage on 40 of his 57 catches.
 - ★ Recorded 24 third-down catches that gained first downs.
 - ★ Registered a game- and regular season-high 107 yards receiving on three catches at Denver (11/3). Got open behind the Broncos secondary and hauled in a career-long 66-yard touchdown reception from Tom Brady to even the score at seven.
 - ★ Snared a team-high six receptions for 64 yards and a touchdown.
 - ★ Hauled in the game-winning touchdown with a 13-yard grab on third-and-seven with 8:41 remaining in the fourth quarter of a 38-34 win at Indianapolis (11/30).
 - ★ Talled a game-high 10 receptions for 143 yards and a touchdown in the Patriots' 32-29 Super Bowl XXXVIII victory over Carolina (2/1). Hauled in the Patriots' first touchdown with a 5-yard reception from Tom Brady with 3:05 remaining in the second quarter. Helped set up the Patriots' second touchdown by getting behind the defense and hauling in a 52-yard reception. Kick-started the Patriots' third scoring drive of the afternoon with 16-yard catch in the third quarter. Set up Adam Vinatieri's game-winning field goal with a 17-yard reception on third-and-three with just nine seconds remaining in the contest.
- ## 2002 (13/7)
- ★ Finished his first NFL season ranked second among all AFC rookies with 43 receptions and tied for third with 489 receiving yards despite missing the final three games due to a leg injury.
 - ★ Set a Patriots single-game rookie record by hauling in 13 passes at San Diego (9/29) and tied the second highest total by a rookie in NFL single-game history.
 - ★ Led all rookies and ranked sixth in the AFC with an average kickoff return yardage of 24.0.
 - ★ Had 12 receptions on third down, good for 153 yards and two touchdowns.
 - ★ Returned five kickoffs for 31 yards or more, including a long of 63 yards at Detroit (11/28).
 - ★ Snared six passes for 83 yards and a touchdown to lead



the team in receiving in his NFL debut vs. Pittsburgh (9/9) as the Patriots defeated the Steelers, 30-14. Hauled in a 22-yard touchdown pass from Tom Brady in the third quarter for the first touchdown of his professional career.

- ★ Started his first professional game at wide receiver vs. Kansas City (9/22) and caught six passes for 33 yards as the Patriots upended the Chiefs, 41-38 in overtime.
- ★ Set a Patriots rookie record by hauling in 13 passes and recorded his first career 100-yard receiving day at San Diego (9/29), amassing 128 yards receiving.
- ★ Returned a kickoff 63 yards in the first quarter of the Patriots 20-12 win at Detroit (11/28) on Thanksgiving.

COLLEGE

- ★ Branch hauled in 143 passes for 2,204 yards (15.4 avg) and 18 touchdowns while at Louisville (2000-01).
- ★ His 143 catches rank sixth on the school's career-record list while his 2,204 yards are topped only by Miguel Montano (2,305, 1994-97), Ibn Green (2,830, 1996-99) and Arnold Jackson (3,670, 1997-2000) in Louisville annals. Only Anthony Cummings (25, 1987-90), Green (33) and Jackson (31) have more touchdown catches in a career for the Cardinals.
- ★ Became only the second player in school history to record

multiple 1,000 yard receiving seasons, joining Jackson (1,209 in 1999 and 1,165 in 1998)

- ★ Earned team MVP honors following the 2000 season.
- ★ Began his collegiate career at Jones County Junior College.
- ★ Elected one of the Cardinals' four captains for the 2001 season.
- ★ Named All-Conference USA first-team selection after leading the team with 72 receptions for 1,188 yards (16.5 avg.) and nine touchdowns.

PERSONAL

- ★ Born Anthony Branch on July 18, 1979.
- ★ Lettered in football and track at Monroe (Albany, Ga.) High.
- ★ Participated in indoor track at Louisville in 2001.
- ★ Competed in the 60-yard dash (6.9 seconds) and the 60-meter dash (7.1 seconds).
- ★ Majored in communications.
- ★ Married to Shola with twin boys, Deiondre and Deiontey and two daughters, D'Ahni and Nylah.

★ ★ ★ ★ ★ DEION BRANCH ★ ★ ★ ★ ★											
Pos: WR		Ht: 5-9	Wt: 195 lbs		Year: 11th		Acq: FA-12		College: Louisville		Born: 7/18/79
REGULAR SEASON			RECEIVING					RUSHING			
Year	Team	G/S	No	Yds	Avg	Lg	TD	No	Yds	Avg	TD
2002	Patriots	13/7	43	489	11.4	49t	2	2	0	0.0	0
2003	Patriots	15/12	57	803	14.1	66t	3	1	11	11.0	0
2004	Patriots	9/9	35	454	13.0	26t	4	0	0	0.0	0
2005	Patriots	16/15	78	998	12.8	51	5	0	0	0.0	0
2006	Seahawks	14/13	53	725	13.7	38t	4	4	30	7.5	0
2007	Seahawks	11/11	49	661	13.5	65	4	0	0	0.0	0
2008	Seahawks	8/8	30	412	13.7	63	4	0	0	0.0	0
2009	Seahawks	14/5	45	437	9.7	35	2	1	-8	-8.0	0
2010	Seahawks	4/3	13	112	8.6	41	1	0	0	0.0	0
2010	Patriots	11/9	48	706	14.7	79t	5	0	0	0.0	0
2011	Patriots	15/15	51	702	13.8	63	5	0	0	0.0	0
2012	Patriots	10/4	16	145	9.1	25	0	0	0	0.0	0
Totals - 11 Years		140/111	518	6,644	12.8	79t	39	8	33	4.1	0
Additional Statistics: Career Punt Returns: 7 for 84 yards (12.0 avg., 40 long); Career Kick Returns: 36 for 863 yards (24.0 avg., 63 long).											
POSTSEASON			RECEIVING					RUSHING			
Year	Team	G/S	No	Yds	Avg	Lg	TD	No	Yds	Avg	TD
2003	Patriots	3/3	15	176	11.7	52	1	0	0	0.0	0
2004	Patriots	3/3	16	264	16.5	60t	1	3	41	13.7	1
2005	Patriots	2/2	10	189	18.9	73	0	0	0	0.0	0
2006	Seahawks	2/2	8	96	12	27	0	0	0	0.0	0
2007	Seahawks	1/0	0	0	0.0	0	0	0	0	0.0	0
2010	Patriots	1/0	5	59	11.8	16	1	0	0	0.0	0
2011	Patriots	3/3	8	148	18.5	61t	1	0	0	0.0	0
2012	Patriots	1/0	2	16	8.0	10	0	0	0	0.0	0
Totals - 8 Years		17/13	64	948	14.8	73	4	3	41	13.7	1



★ ★ ★ ★ DEION BRANCH'S CAREER GAME-BY-GAME ★ ★ ★ ★

2002	Opponent	P/S	No	Yds	Avg	LG	TD
09/09	Pittsburgh	p	6	83	13.8	22t	1
09/15	at N.Y. Jets	p	3	65	21.7	49t	1
09/22	Kansas City	S	6	33	5.5	11	0
09/29	at San Diego	S	13	128	9.8	18	0
10/05	at Miami	S	4	61	15.3	24	0
10/13	Green Bay	S	5	38	7.6	18	0
10/27	Denver	p	0	0	0.0	0	0
11/03	at Buffalo	S	0	0	0.0	0	0
11/10	at Chicago	p	1	9	9.0	9	0
11/17	at Oakland	S	3	11	3.7	6	0
11/24	Minnesota	p	1	20	20.0	20	0
11/28	at Detroit	p	0	0	0.0	0	0
12/08	Buffalo	S	1	41	41.0	41	0
12/16	at Tennessee			Inactive			
12/22	N.Y. Jets			Inactive			
12/29	Miami			Inactive			

2002 Totals 13/7 43 489 11.4 49t 2

2003	Opponent	P/S	No	Yds	Avg	LG	TD
09/07	at Buffalo	p	1	8	8.0	8	0
09/14	at Philadelphia	S	6	89	14.8	26t	1
09/21	N.Y. Jets	p	2	25	12.5	16	0
09/28	at Washington	S	3	38	12.7	17	0
10/05	Tennessee	S	5	68	13.6	23	0
10/12	N.Y. Giants	S		Inactive			
10/19	at Miami	p	6	62	10.3	20	0
10/26	Cleveland	S	3	30	10.0	16	0
11/03	at Denver	S	3	107	35.7	66t	1
11/16	Dallas	S	2	69	34.5	46	0
11/23	at Houston	S	5	52	10.4	19	0
11/30	at Indianapolis	S	6	64	10.7	14	1
12/07	Miami	S	6	93	15.5	25	0
12/14	Jacksonville	S	1	16	16.0	16	0
12/20	at N.Y. Jets	S	2	24	12.0	18	0
12/27	Buffalo	S	6	58	9.7	30	0

2003 Totals 16/13 57 803 14.1 66t 3

01/10	Tennessee	S	3	10	3.3	6	0
01/18	Indianapolis	S	2	23	11.5	14	0
02/01	Carolina	S	10	143	14.3	52	1

2003 Postseason 3/3 15 176 11.7 52 1

2004	Opponent	P/S	No	Yds	Avg	LG	TD
09/09	Indianapolis	S	7	86	12.3	21	1
09/19	at Arizona	S	1	7	7.0	7	0
10/03	at Buffalo			Inactive			
10/10	Miami			Inactive			
10/17	Seattle			Inactive			
10/24	N.Y. Jets			Inactive			
10/31	at Pittsburgh			Inactive			
11/07	at St. Louis			Inactive			
11/14	Buffalo			Inactive			
11/22	at Kansas City	S	6	105	17.5	26t	1
11/28	Baltimore	S	4	51	12.8	15	0
12/05	at Cleveland	S	1	13	13.0	13	0
12/12	Cincinnati	S	3	44	14.7	23	0
12/20	at Miami	S	3	44	14.7	23	0
12/26	at N.Y. Jets	S	7	82	11.7	21	1
01/02	San Francisco	S	3	22	7.3	8t	1

2004 Totals 9/9 35 454 13.0 26t 4

01/16	Indianapolis	S	1	15	15.0	15	0
01/23	at Pittsburgh	S	4	116	29.0	60	1
02/06	Philadelphia	S	11	133	12.1	27	0

2004 Postseason 3/3 16 264 16.5 60 1

2005	Opponent	P/S	No	Yds	Avg	LG	TD
09/08	Oakland	S	7	99	14.1	29	1
09/18	at Carolina	S	8	60	7.5	17	0
09/25	at Pittsburgh	S	6	78	13.0	22	0
10/02	San Diego	S	1	6	6.0	6	0
10/09	at Atlanta	S	8	107	13.4	51	0
10/16	at Denver	S	7	87	12.4	19	0
10/30	Buffalo	S	3	92	30.7	37	1
11/07	Indianapolis	S	5	58	11.6	17	1
11/13	at Miami	S	5	82	16.4	30	0
11/20	New Orleans	S	5	38	7.6	11	1
11/27	at Kansas City	S	5	49	9.8	20	0
12/04	N.Y. Jets	S	5	44	8.8	13	0
12/11	at Buffalo	S	5	83	16.6	28	0
12/17	Tampa Bay	S	2	27	13.5	19	0

12/26	at N.Y. Jets	p	4	69	17.3	22	0
01/01	Miami	S	2	19	9.5	11t	1
2005 Totals	16/15	78	998	12.8	51	5	0
01/07	Jacksonville	S	2	36	18.0	20	0
01/14	at Denver	S	8	153	19.1	73	0
2005 Postseason	2/2	10	189	18.9	73	0	0

2006	Opponent	P/S	No	Yds	Avg	LG	TD
09/10	at Detroit			Reserve List w/ NE			
09/17	Arizona			Exempt List w/ SEA			
09/24	N.Y. Giants	p	2	23	11.5	15	0
10/01	at Chicago	S	3	57	19.0	31	0
10/15	at St. Louis	S	6	76	12.7	19t	2
10/22	Minnesota	S	4	60	15.0	23	0
10/29	at Kansas City	S	2	45	22.5	26	0
11/06	Oakland	S	4	61	15.3	22t	1
11/12	St. Louis	S	3	22	7.3	11	0
11/19	at San Francisco	S	7	113	16.1	38t	1
11/27	Green Bay	S	4	38	9.5	17	0
12/03	at Denver	S	3	23	7.7	10	0
12/10	at Arizona	S	3	54	18.0	20	0
12/14	San Francisco	S	4	54	13.5	21	0
12/24	San Diego	S	5	61	12.2	17	0
12/31	at Tampa Bay	S	3	38	12.7	16	0

2006 Totals 14/13 53 725 13.7 38t 4

01/06	Dallas	S	4	48	12.0	27	0
01/14	at Chicago	S	4	48	12.0	24	0
2006 Postseason			8	96	12.0	27	0

2007	Opponent	P/S	No	Yds	Avg	LG	TD
09/09	Tampa Bay	S	0	0	0.0	0	0
09/16	at Arizona	S	7	122	17.4	37	0
09/23	Cincinnati	S	6	77	12.8	42t	1
09/30	at San Francisco	S	7	130	18.6	65	0
10/07	at Pittsburgh	S	2	14	7.0	7	0
10/14	New Orleans			Inactive			
10/21	St. Louis			Inactive			
11/04	at Cleveland			Inactive			
11/12	San Francisco			Inactive			
11/18	Chicago	S	4	31	7.8	11	0
11/25	at St. Louis	S	5	92	18.4	29	1
12/02	at Philadelphia	S	5	40	8.0	21	0
12/09	Arizona	S	3	52	17.3	31	1
12/16	at Carolina	S	8	79	9.9	15t	1
12/23	Baltimore	S	2	24	12.0	19	0
12/30	at Atlanta			Inactive			

2007 Totals 11/11 49 661 13.5 65 4

01/05	Washington			Inactive			
01/12	at Green Bay	S	0	0	0.0	0	0
2007 Postseason	1/1	0	0	0.0	0	0	0

2008	Opponent	P/S	No	Yds	Avg	LG	TD
09/07	at Buffalo			Inactive			
09/14	San Francisco			Inactive			
09/21	St. Louis			Inactive			
10/05	at N.Y. Giants	S	3	31	10.3	17	0
10/12	Green Bay			Inactive			
10/19	at Tampa Bay			Inactive			
10/26	at San Francisco			Inactive			
11/02	Philadelphia			Inactive			
11/09	at Miami			Inactive			
11/16	Arizona	S	4	54	13.5	33	0
11/23	Washington	S	1	11	11.0	11	0
11/27	Dallas	S	5	56	11.2	17	0
12/7	New England	S	4	88	22.0	63	2
12/14	at St. Louis	S	5	76	15.2	45	0
12/21	N.Y. Jets	S	2	6	3.0	4	0
12/28	at Arizona	S	6	90	15.0	30t	2

2008 Totals 8/8 30 412 13.7 63 4

2009	Opponent	P/S	No	Yds	Avg	LG	TD
09/13	St. Louis			Inactive			
09/20	at San Francisco			Inactive			
09/27	Chicago	p	2	13	6.5	7	0
10/04	at Indy	p	6	49	8.2	22	0
10/11	Jacksonville	S	2	23	11.5	12	0
10/18	Arizona	p	2	9	4.5	5	0
11/01	at Dallas	p	3	36	12.0	23t	1
11/08	Detroit	S	3	25	8.3	11	0

Players

★ ★ ★ ★ DEION BRANCH'S CAREER GAME-BY-GAME ★ ★ ★ ★ ★

11/15 at Arizona	p	4	50	12.5	15	0	
11/22 at Minnesota	p	1	15	15.0	15	0	
11/29 at St. Louis	p	3	19	6.3	9	0	
12/06 San Francisco	p	1	7	7.0	7t	1	
12/13 at Houston	p	5	33	6.6	8	0	
12/20 Tampa Bay	S	4	28	7.0	8	0	
12/27 at Green Bay	S	5	53	10.6	18	0	
1/3/10 Tennessee	S	4	77	19.3	35	0	
2009 Totals		14/5	45	437	9.7	35	2

2010	Opponent	P/S	No	Yds	Avg	LG	TD
09/12	Cincinnati						
09/19 at N.Y. Jets			2010 totals with Seattle				
09/26 Buffalo			13	112	8.6	41	1
10/04 at Miami			Acquired via Trade with Seattle 10/12				
10/17 Baltimore	S		9	98	10.9	23	1
10/24 at San Diego	p		4	39	9.8	17	0
10/31 Minnesota	S		1	21	21.0	21	0
11/07 at Cleveland	p		2	21	10.5	11	0
11/14 at Pittsburgh	S		7	71	10.1	17	0
11/21 Indianapolis	S		7	70	10.0	18	0
11/25 at Detroit	S		3	113	37.7	79t	2
12/06 N.Y. Jets	S		3	64	21.3	25t	1
12/12 at Chicago	S		8	151	18.9	59t	1
12/19 Green Bay	S		2	33	16.5	17	0
12/26 at Buffalo	S		2	25	12.5	15	0
01/02 Miami			Inactive				
2010 Totals		11/9	48	706	14.7	79t	5
01/16 N.Y. Jets	p		5	59	11.8	16	1
2010 Postseason		1/0	5	59	11.8	16	1

2011	Opponent	P/S	No	Yds	Avg	LG	TD
09/12 at Miami	S		7	93	13.3	24	0
09/18 San Diego	S		8	129	16.1	33	0
09/25 at Buffalo	S		0	0	0.0	0	0
10/02 at Oakland	S		1	4	4.0	4t	1
10/09 N.Y. Jets	S		7	74	10.6	29	1
10/16 Dallas	S		3	69	23.0	45	0
10/30 at Pittsburgh	S		4	36	9.0	16	0
11/06 N.Y. Giants	S		2	21	10.5	15	0
11/13 at N.Y. Jets	S		5	58	11.6	20	1
11/21 Kansas City	S		2	19	9.5	12	0
11/27 at Philadelphia	S		6	125	20.8	63	0
12/04 Indianapolis	S		3	37	12.3	17	0
12/11 at Washington	S		0	0	0.0	0	0
12/18 at Denver			Inactive				
12/24 Miami	S		3	37	12.3	31	1
01/01 Buffalo	S		0	0	0.0	0	0
2011 Totals		15/15	51	702	13.8	63	5
01/14 Denver	S		3	85	28.3	61t	1
01/22 Baltimore	S		2	18	9.0	11	0
02/05 N.Y. Giants	S		3	45	15.0	19	0
2011 Postseason		3/3	8	148	18.5	61t	1

Players





Marcus
CANNON

61

HT: 6-5 WT: 340

Born: 5/6/1988 Exp. (NFL/Patriots): 2/2

GP/GS (Playoffs): 23/1 (5/0) Acq: D5a-11 (138th)

College: Texas Christian Hometown: Odessa, Texas

★ ★ ★ OFFENSIVE LINE ★ ★ ★

CAREER TRANSACTIONS

Marcus Cannon was drafted by the New England Patriots in the fifth round (138th overall) of the 2011 NFL Draft.

SEASONAL REVIEWS

2012 (16/1, 2/0)

- ★ Appears as a reserve along the offensive line and as tackle-eligible tight end.
- ★ Made his first career start at right tackle in place of an injured Sebastian Vollmer at N.Y. Jets (11/22).
- ★ Played in sub packages on offense along the offensive line including tackle-eligible tight end in win at St. Louis (10/28).

2011 (7/0, 3/0)

- ★ Was activated off the Reserve/Non-Injury list on Nov. 15, and played in seven games on the offensive line and special teams.
- ★ 2011 Ed Block Courage Award winner.
- ★ Saw significant time at right tackle when fellow rookie Nate Solder shifted to tackle-eligible tight end and by rule, would have to exit the game for a play before returning to play tackle.
- ★ Saw his most extensive playing time of the season vs. Miami (12/24) when he entered the game in the second quarter at right tackle with Matt Light and Logan Mankins out with injuries.
- ★ Saw action as a reserve on special teams in Super Bowl XLVI vs. the N.Y. Giants (2/5), the AFC Championship vs. Baltimore (1/22), and the Divisional playoff game vs. Denver (1/14).

COLLEGE

- ★ Cannon appeared in 49 games at Texas Christian, starting the final 36 contests that he appeared in – 24 at right offensive tackle and 12 on the left side.
- ★ Honors and Awards (2010): Third-team All-American honors from both *The NFL Draft Report* and Rivals.com, honorable mention from *Sports Illustrated*; first-team All-Mountain West Conference accolades.
- ★ Moved to left offensive tackle during spring drills of his senior season and produced one of the finest seasons ever recorded by a TCU blocker.




EXTRA POINTS

- ★ 2011 Ed Block Courage Award winner– an annual award presented to selected players in the National Football League, who are voted by their teammates as role models of inspiration, sportsmanship, and courage.
- ★ Did not allow any QB sacks in 2009 and 2010, despite never playing the left tackle position prior to his senior year.
- ★ Cannon helped the squad set school season-records in 2010 for points scored (541) and touchdowns recorded (70).
- ★ Honors and Awards (2009): All-American honorable mention by *The NFL Draft Report*; first-team All-Mountain West Conference honors; “Top 10 Workout Warrior” by ESPN for the second year in a row.
- ★ Honors and Awards (2008): Honorable mention All-Mountain West Conference selection in his first year in the starting lineup; “Top-10 Workout Warrior” by ESPN.
- ★ Red shirted as a freshman.

PERSONAL

- ★ Born Marcus Darell Cannon on May 6, 1988 in Odessa, Texas.
- ★ Cannon attended Odessa (Texas) High School.
- ★ Received a three-star prospect rating from Rivals.com, placing him 59th among the nation’s offensive linemen.
- ★ All-District honorable mention as a junior, earning All-District first-team and Class 5A All-State honors during his senior season.
- ★ Also lettered in basketball, track and field and power-lifting.
- ★ Threw the discus 175 feet, 4 inches to finish fourth overall at the Texas Class 5A State meet in 2006.
- ★ Posted a personal-best toss of 60 feet, 8 inches in the shot put and 176 feet, 8 inches in the discus.
- ★ Standout for the Horned Frogs’ indoor and outdoor track and field teams from 2009-10, often shuttling between football spring camp and track events.
- ★ Communications major.
- ★ Uncle, Allen Cannon, played at Vanderbilt (1981-82).





Patrick
CHUNG

25

HT: 5-11 WT: 210
Born: 8/19/1987 Exp. (NFL/Patriots): 4/4
GP/GS (Playoffs): 50/30 (7/4) Acq: D2a-09 (34th)
College: Oregon Hometown: Rancho Cucamonga, Calif.

★ ★ ★ SAFETY ★ ★ ★

CAREER TRANSACTIONS

Patrick Chung was drafted by the New England Patriots in the second round (34th overall) of the 2009 NFL Draft ... Signed by the Patriots (7/27/09).

CAREER HIGHLIGHTS

- ★ Recorded a career-high three interceptions and a career-best 89 tackles in 2010.
- ★ Blocked a punt, blocked a field goal and returned an interception for a touchdown in the same game at Miami (10/4/10) on Monday Night Football.

SEASONAL REVIEWS

2012 (11/7, 2/0)

- ★ Plays in the defensive secondary at safety.
- ★ Started at safety in the win vs. Miami (12/30) and at Jacksonville (12/23) after an injury to Aqib Talib forced Devin McCourty to shift to left corner.
- ★ Made a career-high two interceptions, both coming in the fourth quarter and the second as time expired to seal the win at Jacksonville (12/23). Also tied a season-high with seven tackles.
- ★ Returned to action after missing four games due to injury and posted four tackles at N.Y. Jets (11/22).
- ★ Inactive due to injury vs. Indianapolis (11/18), vs. Buffalo (11/11), at St. Louis (10/28) and vs. N.Y. Jets (10/21).
- ★ Compiled a season-high eight tackles and one pass defended in the win at Buffalo (9/30).
- ★ Made six tackles and defended one pass vs. Arizona (9/16).

2011 (8/8, 3/3)

- ★ Played in eight games, finishing the season with 67 tackles, one sack, one interception and four passes defended.
- ★ Missed eight games due to injury.
- ★ Started all three playoff games including Super Bowl XLVI and made 15 tackles and defended one pass.
- ★ Intercepted a pass in the end zone to end a Raiders drive and lead to a Stephen Gostkowski field goal to end the first half at Oakland (10/2).
- ★ Led the team in tackles for the third straight week with 15 at Pittsburgh (10/30), adding one pass defended and a special teams tackle.
- ★ Talled six tackles and a pass defended in Super Bowl XLVI vs. the N.Y. Giants (2/5).

2010 (14/13, 1/1)

- ★ Played in 14 games with 13 starts and finished the season with a career-high three interceptions - one of which he returned for a touchdown - and career-best 89 tackles (second on the team) and nine passes defended.



★ Patrick's mother, Sophia George, was a recording artist in Jamaica. Her hit single, 'Girlie, Girlie' - a traditional reggae song, topped the charts in 1985.

Journey to the NFL

Long before Patrick Chung picked up flag football as a teen, his mother, Jamaican recording artist Sophia George, had preached about being a tough man in a song. Her hit single, "Girlie Girlie" - a traditional reggae song about poking fun at a boy who was not man enough - topped the charts in 1985. Chung is aware that despite his many talents, singing is not one of them. Chung, who possesses a great sense of pride in his unique heritage - his mother is Jamaican and his father is half Jamaican and half Chinese - was born in Jamaica and moved to California at age 12 where he started to play football as a freshman in high school. Chung went on to star at Oregon, where he holds the distinction of starting more games than any other defensive player in school history with 51 starts. He originally entered the draft as junior, but ultimately decided to return for his senior season.

- ★ Was inactive for two games due to injury.
- ★ Made his first career playoff start vs. N.Y. Jets (1/16).
- ★ Led the team with a career-high 14 tackles at N.Y. Jets (9/19).
- ★ In his third start of the season vs. Buffalo (9/26), intercepted a Ryan Fitzpatrick pass in the end zone and returned it 26 yards.
- ★ Recorded his first blocked punt and blocked field goal at Miami (10/4), and became the first player to block a punt and field goal in the same game since Houston's Ramon Walker vs. New England (11/23/03). Blocked a second half punt to give the Patriots a first down at the Miami 15-yard line to set up a 12-yard TD run by BenJarvus Green-Ellis. He also blocked a 53-yard field goal attempt in the fourth quarter that was recovered and returned for a touchdown by Kyle Arrington.
- ★ Recorded his first interception return for a touchdown when he picked off a Chad Henne pass in the fourth quarter and returned it 51 yards for a TD against Miami (10/4). He



registered seven tackles and one special teams tackle in the game.

★ Was dominant in his return to action after missing two games with an injury, leading the team with 10 tackles and one special teams tackle and recording one pass defended in a 39-26 win at Pittsburgh (11/14).

★ Recorded his career-high third interception of the season in the second quarter at Buffalo (12/26), which he returned 19 yards to help set up a touchdown for a 24-3 halftime lead in a 34-3 win.

2009 (16/1, 1/0)

★ Played in 16 games with one start and finished the season with 26 total tackles, two sacks, one interception, one pass defended and 13 special teams tackles.

★ Recorded his first interception in the Patriots 59-0 victory vs. Tennessee (10/18), picking off a Vince Young pass in the fourth quarter.

★ Registered his first career sack at Tampa Bay (10/25) in the Patriots 35-7 win

at London's Wembley Stadium, dropping Josh Johnson for a 5-yard loss in the second quarter.

★ Made his first start at Indianapolis (11/15) in a nickel defense.

★ Played as a reserve in the postseason game vs. Baltimore (1/10), but did not have any tackles.

COLLEGE

★ As the heart of the Oregon defense, the four-year starter and two-time first-team all-conference honoree continued his role as the defensive quarterback despite altering his responsibilities from rover to more of a free safety as a senior in 2008.

★ Started in all 51 games he appeared at Oregon.

★ His 384 career tackles at Oregon are tops among non-linebackers and ranks fourth on the Ducks' all-time list.

★ Grabbed nine career interceptions for 107 yards and one touchdown.

★ Oregon's two-time special teams player of the year and first-team all-conference special teams honoree.

★ Participated in more than 100 plays in a game on four occasions

★ In 2003, recorded 74 tackles.

PERSONAL

★ Patrick Christopher Chung was born on Aug. 19, 1987 in Kingston, Jamaica to Sophia George-Chung and Ronald Chung.

★ Has a son, Taj James Chung, born Sept. 18, 2010.

★ Attended Rancho Cucamonga High School and excelled at wide receiver and free safety.



Players

★ ★ ★ ★ ★ PATRICK CHUNG ★ ★ ★ ★ ★																		
Pos: S		Ht: 5-11		Wt: 210		Year: 4th		Acq: D2a-09		College: Oregon		Born: 8/19/87						
REGULAR SEASON			TACKLES					INTERCEPTIONS					MISCELLANEOUS					
Year	Team	G/S	TT	UT	A	S	Yds	No	Yds	Avg	Lg	TD	PD	FF	FR	Yds	TD	SpT
2009	Patriots	16/1	26	19	7	2.0	13.0	1	2	2.0	2	0	1	0	0	0	0	13
2010	Patriots	14/13	89	67	22	0.0	0.0	3	96	32.0	51t	1	9	0	0	0	0	8
2011	Patriots	8/8	67	39	28	1.0	3.0	1	0	0.0	0	0	4	0	0	0	0	2
2012	Patriots	12/8	53	32	21	0.0	0.0	2	27	0.0	0	0	2	0	0	0	0	1
Totals - 4 years		50/30	235	157	78	3.0	16.0	7	125	16.0	51t	1	18	0	0	0	0	24
POSTSEASON			TACKLES					INTERCEPTIONS					MISCELLANEOUS					
Year	Team	G/S	TT	UT	A	S	Yds	No	Yds	Avg	Lg	TD	PD	FF	FR	Yds	TD	SpT
2009	Patriots	1/0	0	0	0	0.0	0.0	0	0	0.0	0	0	0	0	0	0	0	0
2010	Patriots	1/1	4	4	0	0.0	0.0	0	0	0.0	0	0	0	0	1	0	0	0
2011	Patriots	3/3	15	5	10	0.0	0.0	0	0	0.0	0	0	1	0	0	0	0	0
2012	Patriots	2/0	0	0	0	0.0	0.0	0	0	0.0	0	0	0	0	0	0	0	0
Totals - 3 years		5/4	19	9	10	0.0	0.0	0	0	0.0	0	0	1	0	1	0	0	0



★ ★ ★ ★ **CHUNG'S CAREER GAME-BY-GAME** ★ ★ ★ ★ ★

2009	Opponent	P/S	TT	UT	A	S	Yds	Int	Yds	PD	FF	FR	SpT
09/14	Buffalo	p	-	-	-	-	-	-	-	-	-	-	2
09/20	N.Y. Jets	p	-	-	-	-	-	-	-	-	-	-	1
09/27	Atlanta	p	-	-	-	-	-	-	-	-	-	-	3
10/04	Baltimore	p	-	-	-	-	-	-	-	-	-	-	-
10/11	at Denver	p	-	-	-	-	-	-	-	-	-	-	-
10/18	Tennessee	p	4	3	1	-	-	1	2	1	-	-	1
10/25	at Tampa Bay	p	6	5	1	1.0	5.0	-	-	-	-	-	-
11/08	Miami	p	5	3	2	1.0	8.0	-	-	-	-	-	-
11/15	at Indianapolis	S	4	4	0	-	-	-	-	-	-	-	1
11/22	N.Y. Jets	p	1	0	1	-	-	-	-	-	-	-	-
11/30	at New Orleans	S	1	0	1	-	-	-	-	-	-	-	1
12/06	at Miami	p	3	3	0	-	-	-	-	-	-	-	-
12/13	Carolina	p	2	1	1	-	-	-	-	-	-	-	-
12/20	at Buffalo	p	-	-	-	-	-	-	-	-	-	-	-
12/27	Jacksonville	p	-	-	-	-	-	-	-	-	-	-	2
01/03	at Houston	p	-	-	-	-	-	-	-	-	-	-	2
2009 Totals			16/1	26	19	7	2.0	13.0	1	2	1	-	13
01/10	Baltimore	p	-	-	-	-	-	-	-	-	-	-	-
2009 Postseason			1/0	0	0	0.0	0.0	0	0	0	0	0	0
2010	Opponent	P/S	TT	UT	A	S	Yds	Int	Yds	PD	FF	FR	SpT
09/12	Cincinnati	S	9	5	4	-	-	-	-	-	-	-	-
09/19	at N.Y. Jets	S	14	9	5	-	-	-	-	-	-	-	1
09/26	Buffalo	S	6	6	0	-	-	1	26	1	-	-	-
10/04	at Miami	S	7	5	2	-	-	1	51	1	-	-	1
10/17	Baltimore	S	8	6	2	-	-	-	-	-	-	-	-
10/24	at San Diego	S	1	1	0	-	-	-	-	-	-	-	-
10/31	Minnesota							Inactive					
11/07	at Cleveland							Inactive					
11/14	at Pittsburgh	S	10	8	2	-	-	-	-	1	-	-	-
11/21	Indianapolis	S	5	4	1	-	-	-	-	1	-	-	1

11/25	at Detroit	S	7	6	1	-	-	-	-	2	-	-	-
12/06	N.Y. Jets	p	2	2	0	-	-	-	-	-	-	-	-
12/12	at Chicago	S	6	4	2	-	-	-	-	-	-	-	-
12/19	Green Bay	S	7	4	3	-	-	-	-	-	-	-	2
12/26	at Buffalo	S	6	6	0	-	-	1	19	2	-	-	1
01/02	Miami	S	1	1	0	-	-	-	-	1	-	-	2
2010 Totals			14/13	89	67	22	0.0	0.0	3	96	9	0	0
01/16	N.Y. Jets		1/1	4	4	0	-	-	-	-	-	-	-
2010 Postseason			1/1	4	4	0	-	-	-	-	-	-	-
2011	Opponent	P/S	TT	UT	A	S	Yds	Int	Yds	PD	FF	FR	SpT
09/12	at Miami	S	9	9	0	1.0	3.0	-	-	1	-	-	1
09/18	San Diego	S	5	4	1	-	-	-	-	-	-	-	1
09/25	at Buffalo							Inactive					
10/02	at Oakland	S	3	1	2	-	-	1	0	1	-	-	-
10/09	New York Jets	S	9	3	6	-	-	-	-	-	-	-	-
10/16	Dallas	S	12	6	6	-	-	-	-	-	-	-	-
10/30	at Pittsburgh	S	15	10	5	-	-	-	-	1	-	-	1
11/06	New York Giants	S	7	5	2	-	-	-	-	1	-	-	1
11/13	at New York Jets							Inactive					
11/21	Kansas City							Inactive					
11/27	at Philadelphia							Inactive					
12/04	Indianapolis							Inactive					
12/11	at Washington							Inactive					
12/18	at Denver							Inactive					
12/24	Miami							Inactive					
01/02	Buffalo	S	7	1	6	-	-	-	-	-	-	-	-
2011 Totals			8/8	67	39	28	1.0	3.0	1	0	4	0	2
01/14	Denver	S	4	1	3	-	-	-	-	-	-	-	-
01/22	Baltimore	S	5	2	3	-	-	-	-	-	-	-	-
02/05	New York Giants	S	6	2	4	-	-	-	-	1	-	-	-
2011 Postseason			3/3	15	5	10	0.0	0.0	0	0	1	0	0

Players



Marquice COLE

23

HT: 5-10 WT: 195
Born: 11/13/1983 Exp. (NFL/Patriots): 4/1
GP/GS (Playoffs): 50/2 (8/0) Acq: FA-12
College: Northwestern Hometown: Hazel Crest, Ill.

★ ★ ★ **C O R N E R B A C K** ★ ★ ★

PRONOUNCED mar-KWEECE

CAREER TRANSACTIONS

Marquice Cole was signed by the New England Patriots as a free agent on March 19, 2012 ... Originally signed by Oakland as a rookie free agent (5/4/07) ... Waived by Oakland (9/1/07) ... Signed to the Tennessee practice squad (12/11/07) ... Waived by Tennessee (8/30/08) ... Signed to the New Orleans practice squad (12/10/08) ... Signed by the New York Jets (2/17/09) ... Waived by the New York Jets (9/14/09) ... Signed to the New York Jets practice squad (9/16/09) ... Signed to the New York Jets 53-man roster from the practice squad (9/23/09).

CAREER HIGHLIGHTS

★ Made the first start of his career in 2010 vs. Buffalo (12/11) and registered career-highs in tackles (5), interceptions (2), passes defended (3) and scored the first touchdown of his career when he returned his first interception 35 yards for a score.

SEASONAL REVIEWS

2012 (14/1, 2/0)
★ Plays mainly on special teams and sees action in a reserve role on defense.

- ★ Talled a career playoff high four tackles vs. Baltimore (1/20).
- ★ Inactive due injury vs. Miami (12/30).
- ★ Started his first game of the season as the nickel defensive back in the win at Jacksonville (12/23), had a season-high five tackles and his first interception of the year.
- ★ Inactive at N.Y. Jets (11/22).
- 2011 (14/0 – N.Y. Jets)**
- ★ Played in 14 games, recording three tackles, one fumble recovery and 11 special teams tackles.
- ★ Recovered his first career fumble vs. Miami (10/17).

2010 (12/1, 3/0 – N.Y. Jets)

- ★ Appeared in 12 games with one start, finishing with 10 tackles, seven passes defended, two interceptions, one of which was returned for a touchdown and a career-high 14 special teams tackles.
- ★ Played in all three postseason games.
- ★ Made the first start of his career vs. Buffalo (1/2) and registered career-highs in tackles (5), interceptions (2), passes defended (3) and scored the first touchdown of his career when he returned his first interception 35 yards for a score.

2009 (11/0, 3/0 – N.Y. Jets)

- ★ Played in 11 games, appearing primarily on special teams, recording 11 tackles.
- ★ Saw action on defense and finished the season with one tackle, one quarterback hit and one pass defended.
- ★ Began the season on the practice squad before being signed to the 53-man roster on Sept. 23.

2008 (0/0)

- ★ Went to training camp with Tennessee but was released prior to the start of the season.
- ★ Signed to the New Orleans practice squad on Dec. 10, 2008.

2007 (0/0)

- ★ Went to training camp with Oakland after signing with the Raiders as a rookie free agent.
- ★ Was released by Oakland prior to the start of the regular season and joined the Tennessee practice squad on Dec. 11, 2007.

COLLEGE

- ★ Four-year letter winner at Northwestern, finishing career with 114 tackles, seven interceptions and one sack in 43 games; also averaged 13.8 yards per punt return, including one touchdown.
- ★ Named to the Thorpe Award (top defensive back) preseason watch list before his senior season.

PERSONAL

- ★ A two-time all-conference, all-area and all-state selection at Hillcrest (Ill.) High School.
- ★ Saw action in all three phases of the game, registering 71 tackles, three forced fumbles, two fumble recoveries and four interceptions, one of which was returned for a touchdown on defense, 19 receptions for 392 yards and five touchdowns on offense and scored five touchdowns, three kickoff returns and two punt returns, on special teams.
- ★ Played wide receiver, kicker, punter, running back and kickoff/punt returner.
- ★ Born Nov. 13, 1983 in Hazel Crest, Ill.

★ ★ ★ ★ ★ **MARQUICE COLE** ★ ★ ★ ★ ★

Pos: CB Ht: 5-10 Wt: 195 Year: 4th Acq: FA-12 College: Northwestern Born: 11/13/83

REGULAR SEASON			TACKLES					INTERCEPTIONS					MISCELLANEOUS					
Year	Team	G/S	TT	UT	A	S	Yds	No	Yds	Avg	Lg	TD	PD	FF	FR	Yds	TD	SpT
2009	Jets	11/0	1	1	0	0.0	0.0	0	0	0.0	0	0	1	0	0	0	0	11
2010	Jets	12/1	10	10	0	0.0	0.0	2	49	24.5	35t	1	7	0	0	0	0	14
2011	Jets	14/0	3	2	1	0.0	0.0	0	0	0.0	0	0	0	0	1	0	0	11
2012	Patriots	14/1	12	10	2	0.0	0.0	1	0	0.0	0	0	3	0	0	0	0	7
Totals - 4 Years		51/2	26	23	3	0.0	0.0	2	49	16.3	35t	1	11	0	1	0	0	43
POSTSEASON			TACKLES					INTERCEPTIONS					MISCELLANEOUS					
Year	Team	G/S	TT	UT	A	S	Yds	No	Yds	Avg	Lg	TD	PD	FF	FR	Yds	TD	SpT
2009	Jets	3/0	0	0	0	0.0	0.0	0	0	0.0	0	0	0	0	0	0	0	0
2010	Jets	3/0	1	0	1	0.0	0.0	0	0	0.0	0	0	0	0	0	0	0	1
2012	Patriots	2/0	4	2	2	0.0	0.0	0	0	0.0	0	0	0	0	0	0	0	2
Totals - 3 Years		8/0	5	2	3	0.0	0.0	0	0	0.0	0	0	0	0	0	0	0	3



Dan

CONNOLLY

63

HT: 6-4 WT: 310
 Born: 9/2/1982 Exp. (NFL/Patriots): 7/4
 GP/GS (Playoffs): 58/40 (7/6) Acq: FA-07
 College: Southeast Missouri State Hometown: St. Louis, Mo.

★ ★ ★ OFFENSIVE LINE ★ ★ ★

CAREER TRANSACTIONS

Dan Connolly was signed by the New England Patriots to the Patriots' 53-man roster from the practice squad (12/14/08) ... Originally signed by Jacksonville as a rookie free agent (4/24/05) ... Released by Jacksonville (9/1/07) ... Signed by New England to the practice squad (9/12/07) ... Released by the New England (10/20/08) ... Signed by New England to the practice squad (10/22/08).

CAREER HIGHLIGHTS

- ★ Set an NFL record for the longest kickoff return by an offensive lineman with a 71-yard return of a second-quarter

EXTRA POINTS

- ★ Dan's brother, Patrick, is the former Chef de Cuisine at Radius, a French restaurant in Boston. Patrick was the winner of the prestigious James Beard Foundation Award for Best Chef in the Northeast region for 2008. He is now the head chef at Bobo in the West Village in New York City.



kickoff vs. Green Bay (12/19/10).

★ Won the AFC Special Teams Player of the Week award for his 2010 NFL-record setting kickoff return against the Packers.

★ Has started at left guard, right guard and center with the Patriots.

SEASONAL REVIEWS

2012 (14/14, 2/2)

★ Starts on the offensive line at right guard and appears at fullback during goal line situations.

★ Started at right guard in the win at Miami (12/2) but left in the first half with an injury and did not return. Was replaced by Nick McDonald.

★ Returned to starting lineup at N.Y. Jets (11/22) after missing one game due to injury.

★ Was inactive due to injury vs. Indianapolis (11/18).

★ Started but left the game in the second quarter with an injury and did not return vs. Buffalo (11/11). Was replaced by Donald Thomas.

★ Returned to the starting lineup in win at St. Louis (10/28) after leaving previous contest early with an illness.

★ Started at right guard and played the first series of the overtime win vs. N.Y. Jets (10/21), but was forced to leave the game due to illness.

★ Started at right guard and played fullback vs. Denver (10/7) on offense that had its second straight 200-yard rushing game for the first time since 1978.

★ Started at right guard and appeared at fullback as part of an offense that produced two 100-yard rushers in the win at Buffalo (9/30).

★ Returned from injury and started at right guard at Baltimore (9/23) after missing one game due to injury.

★ Missed some practice time during the week leading up to the game vs. the Cardinals and was active but did not play vs. Arizona (9/16).

★ Started at right guard and appeared at fullback in the win at Tennessee (9/9). Left the game with an injury and did not return.

2011 (13/11, 3/3)

★ Played in 13 games with 11 starts as part of an offensive line that helped Tom Brady become one of four players in NFL history to eclipse 5,000 passing yards in a single season.

★ Took over as starting center after season-ending leg injury to Dan Koppen in 2011 opener.

★ Missed three games due to injury.

★ Started at center for all three postseason games including Super Bowl XLVI against the N.Y. Giants (2/5).

★ Played in a reserve role at guard before filling in at center for the injured Dan Koppen at Miami (9/12) and subsequently started 11 of the final 15 games at center.

★ Started at center in the Divisional Playoff game vs. Denver (1/14) in which the offensive line did not give up a sack on 34 pass attempts, while allowing Tom Brady to pass for 363 yards.

2010 (14/13, 1/1)

★ Played in 14 games with 13 starting assignments, missing two games due to injury. He started the first seven games at left guard in place of Logan Mankins, who was out due to a contract issue. He started six games at right guard in place of an injured Stephen Neal.

★ Was also used throughout the season as a fullback in

★ ★ ★ HONORS & AWARDS ★ ★ ★

2010

AFC Special Teams Player of the Week (Week 15)

short yardage situations.

★ Helped the Patriots become the first team in 2010 to record over 100 rushing yards (103) against a stingy Steelers defense at Pittsburgh (11/14).

★ Part of an offensive line that contributed to the Patriots scoring the seventh most points in a season in NFL history.

★ Won the AFC Special Teams Player of the Week award after he recorded the longest kickoff return by an offensive lineman in NFL history, returning a second-quarter kickoff 71 yards to the 4-yard line vs. Green Bay (12/19). The return set up a 2-yard TD pass from Tom Brady to Aaron Hernandez to cut the Packers' lead to 17-14 (12/19) in a 31-27 win. The run by Connolly topped the 48-yard touchdown return by Atlanta's Mal Snyder in 1969. The previous longest kickoff return for a Patriots offensive lineman was a 27-yard return by G Stephen Neal on Nov. 30 2008 vs. Pittsburgh. Connolly's previous best was a 16-yard return vs. Miami on Nov. 8, 2009.

★ Part of an offensive line that helped BenJarvus Green-Ellis to become the 11th Patriots running back and the first since Corey Dillon in 2004 to eclipse the 1,000-yard mark with a career-high 1,008 yards in 2010.

★ Started at right guard vs. the Jets (1/16) in the playoffs.

2009 (14/4, 0/0)

★ Played in a career-high 14 games with four starts at right guard in place of an injured Stephen Neal.

★ Made his first NFL start, playing at right guard in place of the injured Neal in the Patriots' 31-14 victory over the New York Jets (11/22).

★ Was inactive for the first two games of the season before making his 2009 debut vs. Atlanta (9/27) on special teams.

★ Saw action at center, right guard, and as an eligible receiver as a third tight end throughout the season.

★ Was inactive for the postseason game vs. Baltimore (1/10) due to an injury suffered in the season-finale at Houston (1/3).

2008 (1/0)

★ Appeared in one game, making his Patriots debut while playing on special teams blocking units in the season finale at Buffalo (12/28).

★ Listed as a gameday inactive for the season's first five games.

★ Released by the Patriots on Oct. 20 and signed to the Patriots practice squad on Oct. 22.

★ Spent seven weeks on the Patriots practice squad from Oct. 22 to Dec. 13.

★ Signed to the 53-man roster from the practice squad on Dec. 13.

★ Listed as a game day inactive at Oakland (12/14) and against Arizona (12/21).

2007 (0/0)

★ Was signed to the Patriots practice squad on Sept. 12 and spent the remainder of the season on the practice squad.

★ Released by Jacksonville following the preseason (9/1).

2006 (0/0 – Jacksonville)

★ Placed on the reserve/injured list on Sept. 4 and missed



the entire 2006 regular season.

2005 (4/0, 1/0 – Jacksonville)

- ★ Played in four games for the Jaguars as a rookie, seeing action on special teams.
- ★ Was one of two undrafted Jaguars rookies to make the team (Derrick Wimbush) and was one of just 15 players in team history to make the team as an undrafted rookie.
- ★ Made his NFL debut on Dec. 11 against Indianapolis.
- ★ Was active for the final four games of the regular season and for a Wild Card game at New England on Jan. 7.

COLLEGE

- ★ Was a four-year starting offensive tackle at Southeast Missouri State.
- ★ All-conference selection for four consecutive seasons.
- ★ Finished career with 46 consecutive starts.
- ★ Started at offensive tackle in all 11 games as a senior.
- ★ Earned first-team all-conference.

★ Started at offensive tackle all season as a junior and earned second-team all-conference after allowing only one sack.

- ★ As a sophomore, started at offensive tackle all season.
- ★ Earned second-team all-conference after not allowing any sacks.

PERSONAL

- ★ Daniel Paul Connolly was born the son of John and Mary Beth Connolly on Sept. 2, 1982.
- ★ Was a three-time all-district and all-conference selection at Marquette High in Chesterfield, Mo.
- ★ First member of the 1,000-pound weight lifting club.
- ★ Actively supports his teammates' community efforts.
- ★ Majored in general studies.
- ★ Dan and his wife Lori have two daughters, Caroline and Caitlin.

Jermaine CUNNINGHAM **96**
HT: 6-3 WT: 255
Born: 4/24/1988
Exp. (NFL/Patriots): 3/3
GP/GS (Playoffs): 36/14 (3/0) Acq: D2b-10 (53rd)
College: Florida Hometown: Stone Mountain, Ga.
*** DEFENSIVE END ***

CAREER TRANSACTIONS

Jermaine Cunningham was drafted by the New England Patriots in the second round (53rd overall) of the 2010 NFL Draft.

SEASONAL REVIEWS

2012 (12/3, 2/0)

- ★ Appears mainly as a reserve at defensive end.
- ★ Started at right end due to an injury to Chandler Jones in the win at the N.Y. Jets (11/22) and had a season-high six tackles.
- ★ Had a sack for a six-yard loss, one tackle and a fumble recovery that led to a Patriots touchdown vs. Buffalo (11/11).
- ★ Started his second straight game at defensive end due to injuries that forced Rob Ninkovich to start at linebacker vs. N.Y. Jets (10/21) and made two tackles including a combined ½ sack with Ninkovich in overtime that forced a fumble and sealed win for New England.
- ★ Made his first start of the season at defensive end and compiled two tackles at Seattle (10/14).
- ★ Had two tackles and recovered a key fourth-quarter fumble on the Broncos' final possession to help seal the win vs. Denver (10/7).
- ★ Accumulated three tackles including one sack for a seven-yard loss in the season-opening win at Tennessee (9/9).

2011 (9/0, 0/0)

- ★ Played in nine games and made one tackle before being placed on Injured Reserve with a hamstring injury on Dec. 10, 2011.
- ★ Was inactive for three games.
- ★ Played in a reserve role and combined for his first tackle

of the year at Oakland (10/2).

2010 (15/11, 1/0)

- ★ Played in 15 games with 11 starts, missing one game due to injury.
- ★ Finished with 41 tackles (27 solo), two forced fumbles, four quarterback hits, and one four-yard sack in his rookie campaign.
- ★ Played in his first career postseason game vs. N.Y. Jets (1/16).
- ★ Made his first NFL start vs. Buffalo (9/26), playing at outside linebacker and registering two tackles.
- ★ Recorded his first NFL sack vs. Baltimore (10/17) when he forced a fumble on a four-yard sack of QB Joe Flacco early in the second quarter. Made a career-high seven tackles including a stop of Ray Rice in the backfield for a 3-yard loss in the first quarter.
- ★ Combined with Brandon Spikes to stop the Vikings' Adrian Peterson for a two-yard loss on fourth-and-goal from the one-yard line in a 28-18 win vs. Minnesota (10/31).
- ★ Forced a fumble by RB Peyton Hillis at Cleveland (11/7) in the first quarter, which was recovered by Brandon Meriweather at the New England 36-yard line.

COLLEGE

- ★ The three-year starter joined Carlos Dunlap in forming one of the best pass rushing tandems in the Southeastern Conference. It was fitting that both teammates would end their careers ranked tied for tenth in school history with 19.5 quarterback sacks.
- ★ Cunningham started 38 of 45 games at Florida, registering 152 tackles (80 solo) with 19½ sacks for minus 126 yards, 34 stops for losses of 162 yards and 11 quarterback pressures.
- ★ Recovered one fumble and caused five others, returned



an interception 18 yards and deflected seven passes.

- ★ A two-time team captain.
- ★ Honors and Awards (2009): All-Southeastern Conference second-team selection by the Associated Press and the league's coaches, member of the Ted Hendricks Defensive End of the Year Award Watch List.

PERSONAL

- ★ Born Jermaine Alexander Alfred Cunningham on April 24, 1988 in the Bronx, N.Y., son of Joan and George Cunningham
- ★ Attended Stephenson (Stone Mountain, Ga.) High School.
- ★ The team captain led the squad to the state semi-finals as a senior, averaging 15 tackles per game with 25 sacks.
- ★ As a junior, the linebacker registered 20 sacks.
- ★ Sociology major.

★★★★★ JERMAINE CUNNINGHAM ★★★★★


Pos: DE Ht: 6-3 Wt: 255 Year: 3rd Acq: D2b-10 (53rd) College: Florida Born: 4/24/88

REGULAR SEASON			TACKLES					INTERCEPTIONS					MISCELLANEOUS						
Year	Team	G/S	TT	UT	A	S	Yds	No	Yds	Avg	Lg	TD	PD	FF	FR	Yds	TD	SpT	
2010	Patriots	15/11	41	27	14	1.0	4.0	0	0	0.0	0	0	1	2	0	0	0	0	
2011	Patriots	9/0	1	0	1	0.0	0.0	0	0	0.0	0	0	0	0	0	0	0	0	
2012	Patriots	12/3	25	16	9	2.5	20.5	0	0	0.0	0	0	0	0	2	0	0	0	
Totals - 3 years			36/14	67	43	24	3.5	24.5	0	0	0.0	0	0	1	2	2	0	0	0
POSTSEASON			TACKLES					INTERCEPTIONS					MISCELLANEOUS						
Year	Team	G/S	TT	UT	A	S	Yds	No	Yds	Avg	Lg	TD	PD	FF	FR	Yds	TD	SpT	
2010	Patriots	1/0	2	1	1	0.0	0	0	0	0	0	0	0	0	0	0	0	0	
2011	Patriots	0/0	Injured Reserve																
2012	Patriots	2/0	1	1	0	0.0	0	0	0	0	0	0	0	0	0	0	0	0	
Totals - 3 years			3/0	3	2	1	0	0	0	0	0	0	0	0	0	0	0	0	0

★★★★★ CUNNINGHAM'S CAREER GAME-BY-GAME ★★★★★

2010	Opponent	P/S	TT	UT	A	S	Yds	I	Yds	PD	FF	FR	SpT	2011	Opponent	P/S	TT	UT	A	S	Yds	Int	Yds	PD	FF	FR	SpT	
09/12	Cincinnati	p	0	0	0	-	-	-	-	-	-	-	-	09/12	at Miami													
09/19	at N.Y. Jets	p	4	2	2	-	-	-	-	-	-	-	-	09/18	San Diego	p	0	0	0	-	-	-	-	-	-	-	-	-
09/26	Buffalo	S	2	1	1	-	-	-	-	-	-	-	-	09/25	at Buffalo	p	0	0	0	-	-	-	-	-	-	-	-	-
10/04	at Miami	S	2	1	1	-	-	-	1	-	-	-	-	10/02	at Oakland	p	1	0	1	-	-	-	-	-	-	-	-	-
10/17	Baltimore	S	7	2	5	1.0	4.0	-	-	-	1	-	-	10/09	New York Jets	p	0	0	0	-	-	-	-	-	-	-	-	-
10/24	at San Diego	S	3	2	1	-	-	-	-	-	-	-	-	10/16	Dallas	p	0	0	0	-	-	-	-	-	-	-	-	-
10/31	Minnesota	S	4	3	1	-	-	-	-	-	-	-	-	10/30	at Pittsburgh													
11/07	at Cleveland	S	4	3	1	-	-	-	1	-	-	-	-	11/06	New York Giants													
11/14	at Pittsburgh	S	0	0	0	-	-	-	-	-	-	-	-	11/13	at New York Jets	p	0	0	0	-	-	-	-	-	-	-	-	-
11/21	Indianapolis	S	2	1	1	-	-	-	-	-	-	-	-	11/21	Kansas City	p	0	0	0	-	-	-	-	-	-	-	-	-
11/25	at Detroit	S	2	2	0	-	-	-	-	-	-	-	-	11/27	at Philadelphia	p	0	0	0	-	-	-	-	-	-	-	-	-
12/06	N.Y. Jets	S	5	5	0	-	-	-	-	-	-	-	-	12/04	Indianapolis	p	0	0	0	-	-	-	-	-	-	-	-	-
12/12	at Chicago	S	0	0	0	-	-	-	-	-	-	-	-	12/11	at Washington													
12/19	Green Bay	p	6	5	1	-	-	-	-	-	-	-	-	12/18	at Denver													
12/26	at Buffalo													01/02	Buffalo													
01/02	Miami	p	0	0	0	-	-	-	-	-	-	-	-	01/02	Buffalo													
2010 Totals			15/11	41	27	14	1.0	4.0	0	0	1	2	0	0														
01/16	N.Y. Jets	p	2	1	1	-	-	-	-	-	-	-	-	2011 Totals														
2010 Postseason			1/0	2	1	1	-	-	-	-	-	-	-	9/0	1	0	1	0.0	0.0	0	0	0	0	0	0	0		





Brandon DEADERICK

71

HT: 6-4 WT: 305

Born: 8/19/1987

Exp. (NFL/Patriots): 3/3

GP/GS (Playoffs): 34/14 (6/5) Acq: D7b-10 (247th)

College: Alabama Hometown: Elizabethtown, Ky.

★ ★ ★ DEFENSIVE LINE ★ ★ ★

CAREER TRANSACTIONS

Brandon Deaderick was drafted by the New England Patriots in the seventh round (247th overall) of the 2010 NFL Draft.

SEASONAL REVIEWS

2012 (14/5, 2/1)

- ★ Utilized as part of the defensive line rotation.
- ★ Started his fifth straight game at defensive tackle vs. Miami (12/30) and collected two tackles and his first sack of the season as part of a defense that collected a season-high seven sacks.
- ★ Started his first game of the year at Miami (12/2), made two tackles and forced a fumble that was recovered by the Dolphins
- ★ Inactive due to injury at Buffalo (9/30) and at Baltimore (9/23).

2011 (10/5, 3/3)

- ★ Started five of the 10 games he played in, recording 20 tackles and two sacks on the season.
- ★ Started the season on the Reserve/PUP List before being activated on Oct. 29, 2011.
- ★ Finished with 20 tackles and 2.0 sacks for 13 yards.
- ★ Started all three postseason games including Super Bowl XLVI, at defensive tackle vs. Denver (1/14) and twice at right end vs. Baltimore (1/22) and the N.Y. Giants (2/5). Accumulated five tackles and one sack for a two-yard loss in the postseason.
- ★ Tallied a career-high six tackles vs. the N.Y. Giants (11/6).
- ★ Sacked Redskins QB Rex Grossman for a loss of three yards and made four tackles in a reserve role vs. Washington (12/11).
- ★ Sacked Eli Manning for a two-yard loss on the first drive of Super Bowl XLVI vs. the N.Y. Giants (2/5).

2010 (10/4, 1/1)

- ★ Played in 10 games with four starts and was inactive for six games. Finished with 17 tackles (12 solo) and two sacks.
- ★ Started and played in his first career postseason game vs. N.Y. Jets (1/16), making four tackles.

Deaderick on choosing Alabama after being a top prospect in Kentucky:

"The tradition, and the chance to go in there and play in the SEC. I wanted to win a championship."

- ★ Played in his first NFL game at Miami (10/4), registering two tackles while seeing time in the defensive line rotation.
- ★ Made his first NFL start vs. Baltimore (10/17) and was credited with his first career sack, after chasing Joe Flacco out of bounds.
- ★ Made his second consecutive start at San Diego (10/24) and recorded his second straight game with a sack. He was credited with a 6-yard sack of QB Philip Rivers at the end of the third quarter to force San Diego into a third-and-long situation.

COLLEGE

- ★ Started 31 of 44 career games at Alabama, and accumulated 82 total tackles and eight sacks.
- ★ Started 10 games as a senior, tallying 23 tackles, including four tackles for loss and one sack.
- ★ Won the Billy Neighbors Defensive Lineman Award during spring practice in 2009.
- ★ Was the UA coaching staff's defensive player of the week at LSU in 2008.
- ★ Received the team's Up-Front Award for the outstanding lineman as a junior.

PERSONAL

- ★ Born Brandon Augustus Deaderick on Aug. 19, 1987.
- ★ Prep star at Elizabethtown High School in Kentucky.
- ★ Led his team to a 12-3 finish and a spot in the Class 2A state title game.
- ★ Finished his senior year with seven sacks and averaged more than 10 tackles per game.
- ★ Had 95 tackles as a junior en route to all-state honors.
- ★ Also had 22 sacks in his junior season.
- ★ Ranked No. 45 on the Mobile (Ala.) *Press Register's* Super Southeast 120 chart.



★ ★ ★ ★ ★ **BRANDON DEADERICK** ★ ★ ★ ★ ★

Pos: DL Ht: 6-4 Wt: 305 Year: 3rd Acq: D7b-10 (247th) College: Alabama Born: 8/19/87

REGULAR SEASON			TACKLES					INTERCEPTIONS					MISCELLANEOUS					
Year	Team	G/S	TT	UT	A	S	Yds	No	Yds	Avg	Lg	TD	PD	FF	FR	Yds	TD	SpT
2010	Patriots	10/4	17	12	5	2.0	6.0	0	0	0.0	0	0	0	0	0	0	0	0
2011	Patriots	10/5	20	12	8	2.0	13.0	0	0	0.0	0	0	0	0	0	0	0	0
2012	Patriots	14/5	14	8	6	1.0	7.0	0	0	0.0	0	0	1	2	0	0	0	0
Totals - 3 years		34/14	51	32	19	5.0	19.0	0	0	0.0	0	0	1	2	0	0	0	0

POSTSEASON			TACKLES					INTERCEPTIONS					MISCELLANEOUS					
Year	Team	G/S	TT	UT	A	S	Yds	No	Yds	Avg	Lg	TD	PD	FF	FR	Yds	TD	SpT
2010	Patriots	1/1	4	4	0	0.0	0.0	0	0	0.0	0	0	0	0	0	0	0	0
2011	Patriots	3/3	5	3	2	1.0	2.0	0	0	0.0	0	0	0	0	0	0	0	0
2012	Patriots	2/1	2	1	1	0.0	0.0	0	0	0.0	0	0	0	0	0	0	0	0
Totals - 3 years		6/5	11	8	3	1.0	2.0	0	0	0.0	0	0	0	0	0	0	0	0

★ ★ ★ ★ ★ **DEADERICK'S CAREER GAME-BY-GAME** ★ ★ ★ ★ ★

2010	Opponent	P/S	TT	UT	A	S	Yds	Int	Yds	PD	FF	FR	SpT	2011	Opponent	P/S	TT	UT	A	S	Yds	Int	Yds	PD	FF	FR	SpT			
09/12	Cincinnati							Inactive						09/12	at Miami															
09/19	at N.Y. Jets							Inactive						09/18	San Diego															
09/26	Buffalo							Inactive						09/25	at Buffalo															
10/04	at Miami	p 2	1	1	-	-	-	-	-	-	-	-	-	10/02	at Oakland															
10/17	Baltimore	S 5	4	1	1	0.0	-	-	-	-	-	-	-	10/09	New York Jets															
10/24	at San Diego	S 2	2	0	1	6.0	-	-	-	-	-	-	-	10/16	Dallas															
10/31	Minnesota	S 2	1	1	-	-	-	-	-	-	-	-	-	10/30	at Pittsburgh	S 2	1	1	-	-	-	-	-	-	-	-	-	-	-	-
11/07	at Cleveland	p 3	3	0	0	-	-	-	-	-	-	-	-	11/06	N.Y. Giants	p 6	4	2	-	-	-	-	-	-	-	-	-	-	-	
11/14	at Pittsburgh	S 2	1	1	-	-	-	-	-	-	-	-	-	11/13	at N.Y. Jets	S 1	1	0	-	-	-	-	-	-	-	-	-	-	-	
11/21	Indianapolis	p 0	0	0	-	-	-	-	-	-	-	-	-	11/21	Kansas City	p 2	0	2	-	-	-	-	-	-	-	-	-	-	-	
11/25	at Detroit							Inactive						11/27	at Philadelphia	p 0	0	0	-	-	-	-	-	-	-	-	-	-	-	
12/06	N.Y. Jets	p 0	0	0	-	-	-	-	-	-	-	-	-	12/04	Indianapolis	p 2	2	0	-	-	-	-	-	-	-	-	-	-	-	
12/12	at Chicago	p 0	0	0	-	-	-	-	-	-	-	-	-	12/11	at Washington	p 4	2	2	1.0	3.0	-	-	-	-	-	-	-	-	-	
12/19	Green Bay	p 1	0	1	-	-	-	-	-	-	-	-	-	12/18	at Denver	S 0	0	0	-	-	-	-	-	-	-	-	-	-	-	
12/26	at Buffalo							Inactive						12/24	Miami	S 2	2	0	1.0	10.0	-	-	-	-	-	-	-	-		
01/02	Miami							Inactive						01/02	Buffalo	S 1	0	1	-	-	-	-	-	-	-	-	-	-		
2010 Totals		10/4	17	12	5	2.0	6.0	0	0	0	0	0	0	2011 Totals		9/0	20	12	8	2.0	13.0	0	0	0	0	0	0			
01/16	N.Y. Jets	S 4	4	0	0.0	0.0	0	0	0	0	0	0	0	01/14	Denver	S 2	0	2	-	-	-	-	-	-	-	-	-	-		
2010 Postseason		1/1	4	4	0	0.0	0.0	0	0	0	0	0	0	01/22	Baltimore	S 2	2	0	-	-	-	-	-	-	-	-	-	-		
														01/16	N.Y. Giants	S 1	1	0	1.0	2.0	0	0	0	0	0	0	0			
														2011 Postseason		3/3	5	3	2	1.0	2.0	0	0	0	0	0	0			



Jeff
DEMP

42

HT: 5-7 WT: 191
 Born: 1/8/1990 Exp. (NFL/Patriots): Rookie
 GP/GS (Playoffs): 0/0 (0/0) Acq: FA-12
 College: Florida Hometown: Groveland, Fla.

★ ★ ★ **RUNNING BACK** ★ ★ ★

CAREER TRANSACTIONS

Jeff Demps was signed by the New England Patriots as a rookie free agent on Aug. 17, 2012.

SEASONAL REVIEWS

2012 (0/0)

- ★ Placed on Injured Reserve with a knee injury on Aug. 31, 2012.

COLLEGE

- ★ Saw action in 51 games with 27 starts during his college career at Florida.
- ★ Finished with 367 rushing attempts for 2,470 yards, a 6.7-yard average and 23 rushing touchdowns.

- ★ Caught 57 passes for 481 yards and 1 touchdown.
- ★ Returned 21 kickoffs for 604 yards and 1 touchdown.
- ★ Finished his career as the eighth all-time scorer in Gator history.
- ★ Was also a member of the men's track team.
- ★ Is the only Florida athlete to win a national championship in two sports with his 2009 football national championship and multiple indoor and outdoor tack titles over his four year.

PERSONAL

- ★ Born January 8, 1990 in Winter Garden, Fla.
- ★ Was a member of the 2012 US Olympic roster as a member of the 4x100 meter relay team that won the silver medal.

Players



Alfonzo DENNARD

37

HT: 5-10 WT: 200
 Born: 9/9/1989 Exp. (NFL/Patriots): Rookie
 GP/GS (Playoffs) 10/7 (2/2) Acq: D7a-12 (224th)
 College: Nebraska Hometown: Rochelle, Ga.

★ ★ ★ DEFENSIVE BACK ★ ★ ★

PRONOUNCED DENN-erd

CAREER TRANSACTIONS

Alfonzo Dennard was drafted by the New England Patriots in the seventh round (224th overall) of the 2012 NFL Draft.

SEASONAL REVIEWS

2012 (10/7, 2/2)

- ★ Initially slowed by injury during training camp but has improved throughout his rookie campaign and was inserted into the starting lineup midway through the year.
- ★ Has started seven games in the secondary during his rookie season.
- ★ Inactive due to injury vs. Miami (12/30) and at Jacksonville (12/23).
- ★ Saw significant time at cornerback vs. Indianapolis (11/18) and intercepted his third pass of the season and returned the pick 87 yards for his first career touchdown. Also made four tackles and defended two passes.
- ★ Started and intercepted a pass for the second straight game at St. Louis (10/28) and returned the pick eight yards. Finished with five tackles.
- ★ Made his first career start at cornerback due to Devin McCourty moving to safety for injury reasons and intercepted

his first pass in the overtime win vs. N.Y. Jets (10/21). Also made two tackles.

- ★ Made his pro debut and made one tackle and defended a pass vs. Denver (10/7). Manning never completed a pass when targeting Dennard in 31-21 win against the Broncos.
- ★ Was inactive for the first four games of the season.

COLLEGE

- ★ Second-Team All-American (Phil Steele, 2011).
- ★ Third-Team All-American (Yahoo.com, 2011).
- ★ Tatum-Woodson Big Ten Defensive Back of the Year (2011).
- ★ First-Team All-Big Ten (Coaches, Media, ESPN, Yahoo.com, Phil Steele, 2011)
- ★ Nebraska Defensive MVP (2011).
- ★ First-Team All-Big 12 (ESPN.com, Rivals.com, 2010).
- ★ Second-Team All-Big 12 (Coaches, AP, Phil Steele, *San Antonio Express-News*, *Fort Worth Star-Telegram*, 2010).

PERSONAL

- ★ Alfonzo is the son of Rose Mary Dennard and was born on Sept. 9, 1989.
- ★ Majored in sociology.
- ★ Has assisted with Nebraska's team hospital visits and volunteered his time at the Village Manor Retirement Center.

★ ★ ★ ★ ★ ALFONZO DENNARD ★ ★ ★ ★ ★

Pos: DB Ht: 5-10 Wt: 200 Year: R Acq: D7a-12 (224th) College: Nebraska Born: 9/9/89

REGULAR SEASON		TACKLES						INTERCEPTIONS					MISCELLANEOUS					
Year	Team	G/S	TT	UT	A	S	Yds	No	Yds	Avg	Lg	TD	PD	FF	FR	Yds	TD	SpT
2012	Patriots	10/7	35	33	2	0	0.0	3	95	31.7	87t	1	7	1	0	0	0	0
Totals - 1 Year		10/7	35	33	2	0	0.0	3	95	31.7	87t	1	7	1	0	0	0	0
POSTSEASON		TACKLES						INTERCEPTIONS					MISCELLANEOUS					
Year	Team	G/S	TT	UT	A	S	Yds	No	Yds	Avg	Lg	TD	PD	FF	FR	Yds	TD	SpT
2012	Patriots	2/2	5	4	1	0	0.0	0	0	0.0	0	0	1	0	0	0	0	0
Totals - 1 Year		2/2	5	4	1	0	0.0	0	0	0.0	0	0	1	0	0	0	0	0





Ras-I DOWLING

21

HT: 6-1 WT: 210
 Born: 5/9/1988 Exp. (NFL/Patriots): 2/2
 GP/GS (Playoffs) 8/2 (0/0) Acq: D2a-11 (33rd)
 College: Virginia Hometown: Chesapeake, Va.

★ ★ ★ CORNER BACK ★ ★ ★

PRONOUNCED ross-EYE

CAREER TRANSACTIONS

Ras-I Dowling was drafted by the New England Patriots in the second round (33rd overall) of the 2011 NFL Draft.

SEASONAL REVIEWS

2012 (6/0, 0/0)

- ★ Placed on Injured Reserve with a thigh injury on Oct. 27, 2012.
- ★ Was active but did not play vs. Arizona (9/16).
- ★ Saw action in a reserve role and posted four tackles including one tackle for loss in the win at Tennessee (9/9).

2011 (2/2, 0/0)

- ★ Started the first two games of his career at Miami (9/12) and vs. San Diego (9/18) before being placed on injured reserve with a hip injury on Oct. 29, 2011.
- ★ Started his first NFL game at cornerback, making two tackles against the Dolphins (9/12).

COLLEGE

- ★ Started 25-of-40 games at right cornerback for Virginia, recording 160 tackles (115 solos) with a six-yard sack and

7½ stops for losses of 24 yards.

- ★ Gained 34 yards on a punt return lateral and 87 yards on eight interceptions. Also defended 29 passes.
- ★ Became the 11th player in school history to lead the team in interceptions in consecutive seasons (2007-08).
- ★ In 2007, he became the first true freshman since Jerton Evans in 1999 to lead the Cavaliers in interceptions.

PERSONAL

- ★ Born Ras-I Luis Dowling on May, 9, 1988 in Chesapeake, Va., son of Juliette and Larry Dowling.
- ★ Attended Deep Creek (Chesapeake, Va.) High School, competing at football and track (sprinter) and lettering twice in basketball, twice receiving All-District accolades.
- ★ Played football at Hargrave Military Academy (Chatham, Va.) in 2006.
- ★ All-City first-team and All-District second-team honors as a senior.
- ★ As a senior, Dowling competed as a DB and WR, in addition to seeing some playing time at QB.
- ★ Made 60 tackles with two interceptions and caught 14 passes for 255 yards, including four touchdowns in 2005.
- ★ Graduated in December 2010 with a degree in Sociology.

★ ★ ★ ★ ★ RAS-I DOWLING ★ ★ ★ ★ ★

Pos: CB Ht: 6-1 Wt: 210 Year: 2nd Acq: D2a-11 (33rd) College: Virginia Born: 5/9/88

REGULAR SEASON		TACKLES						INTERCEPTIONS						MISCELLANEOUS				
Year	Team	G/S	TT	UT	A	S	Yds	No	Yds	Avg	Lg	TD	PD	FF	FR	Yds	TD	SpT
2011	Patriots	2/2	3	2	1	0.0	0.0	0	0	0.0	0	0	0	0	0	0	0	0
2012	Patriots	6/0	7	5	2	0.0	0.0	0	0	0.0	0	0	1	0	0	0	0	0
Totals - 2 years		8/2	10	7	3	0.0	0.0	0	0	0.0	0	0	1	0	0	0	0	0
POSTSEASON		TACKLES						INTERCEPTIONS						MISCELLANEOUS				
Year	Team	G/S	TT	UT	A	S	Yds	No	Yds	Avg	Lg	TD	PD	FF	FR	Yds	TD	SpT
2011	Patriots																	
2012	Patriots																	





Nate
EBNER

43

HT: 6-0 WT: 210
Born: 12/14/1988 Exp. (NFL/Patriots): Rookie
GP/GS (Playoffs): 15/0 (2/0) Acq: D6-12 (197th)
College: Ohio State Hometown: Dublin, Ohio

★ ★ ★ DEFENSIVE BACK ★ ★ ★

CAREER TRANSACTIONS

Nate Ebner was drafted by the New England Patriots in the sixth round (197th overall) of the 2012 NFL Draft.

SEASONAL REVIEWS

2012 (15/0, 2/0)

- ★ Appears mainly on special teams and as a reserve on defense.
- ★ Inactive due to injury vs. Miami (12/30).
- ★ Made his pro debut, making two special teams tackles and played in a reserve role on defense in the win at Tennessee (9/9).

COLLEGE

- ★ A world-class rugby player who joined Ohio State as a walk-on in 2009.

- ★ Did not play high school football.
- ★ Finished his career at Ohio State on scholarship.
- ★ Voted by his teammates as the team's most inspirational player and presented with the Bo-Rein Award at the end of the 2011 season.

PERSONAL

- ★ Son of Nancy Pritchett and the late Jeff Ebner.
- ★ Majored in Exercise Science.
- ★ 2009 Big Ten all-academic.
- ★ A standout on the United States U19 and U20 national teams for rugby from 2006-08.
- ★ In 2006 at age 17, youngest player ever to play in National 7's.
- ★ MVP of the Rugby World Cup in 2008 as a member of the U20 team.
- ★ Did not play football at Hilliard Davidson High.

★ ★ ★ ★ ★ NATE EBNER ★ ★ ★ ★ ★

Pos: DB Ht: 6-0 Wt: 210 Year: R Acq: D6-12 (197th) College: Ohio State Born: 12/14/88

REGULAR SEASON		TACKLES						INTERCEPTIONS					MISCELLANEOUS					
Year	Team	G/S	TT	UT	A	S	Yds	No	Yds	Avg	Lg	TD	PD	FF	FR	Yds	TD	SpT
2012	Patriots	15/0	0	0	0	0	0.0	0	0	0.0	0	0	0	0	0	0	0	17
Totals-	1 Year	15/0	0	0	0	0	0.0	0	0	0.0	0	0	0	0	0	0	0	17
POSTSEASON		TACKLES						INTERCEPTIONS					MISCELLANEOUS					
Year	Team	G/S	TT	UT	A	S	Yds	No	Yds	Avg	Lg	TD	PD	FF	FR	Yds	TD	SpT
2012	Patriots	2/0	0	0	0	0	0.0	0	0	0.0	0	0	0	0	0	0	0	1
Totals-	1 Year	2/0	0	0	0	0	0.0	0	0	0.0	0	0	0	0	0	0	0	1



Julian EDELMAN **11**

HT: 5-10 WT: 200
 Born: 5/22/1986 Exp. (NFL/Patriots): 4/4
 GP/GS (Playoffs): 48/13 (5/2) Acq: D7a-09 (232nd)
 College: Kent State Hometown: Redwood City, Calif.

★ ★ ★ WIDE RECEIVER ★ ★ ★

CAREER TRANSACTIONS

Julian Edelman was drafted by the New England Patriots in the seventh round (232nd overall) of the 2009 NFL Draft.

CAREER HIGHLIGHTS

- ★ In 2010, set a franchise record for the highest punt return average in a single-season with a 15.3-yard average, which led the AFC and finished second in the NFL behind Chicago's Devin Hester (17.1-yard return average).
- ★ Set a franchise record with a 94-yard punt return for a touchdown vs. Miami (1/2/11).
- ★ Currently owns the best career punt return average in Patriots history with a 13.1-yard average.
- ★ Currently tied with Troy Brown and Irving Fryar with most punt return touchdowns in team history with three.

SEASONAL REVIEWS

2012 (9/3, 0/0)

- ★ Was placed on Injured Reserve with a foot injury on Dec. 4, 2012.
- ★ Utilized as the main punt returner and saw action at wide receiver.
- ★ Started at wide receiver and caught one pass for 13 yards in the win at Miami (12/2) before leaving the game with an injury. Also returned two punts for 25 yards (12.5 avg).
- ★ Recorded his second straight game with two touchdowns - a 22-yard fumble return on a kickoff and a career-long 56-yard touchdown reception in the win at N.Y. Jets. Also returned two punts for 32 yards (16.0 avg) and had one rush for three yards. Left the game in the third quarter with a head injury and did not return.
- ★ Scored on a 68-yard punt return in the second quarter and also had a 2-yard touchdown reception in the third quarter to become the first Patriots player to score on a return and have a touchdown reception in the same game since Irving Fryar n vs. Indianapolis on Nov. 10, 1985. Also had the longest run from scrimmage for a wide receiver in Patriots history with a 47-yard scamper in the fourth quarter. Also added a 49-yard punt return in the fourth quarter.
- ★ Returned after missing three games due to injury and caught two passes for seven yards (3.5 avg) in overtime win vs. N.Y. Jets (10/21).
- ★ Was inactive due to injury at Seattle (10/14), vs. Denver (10/7) and at Buffalo (9/30).
- ★ Caught four passes for 28 yards (7.0 avg) and his second career regular-season touchdown reception at Baltimore (9/23). Also returned one punt for 11 yards.
- ★ Started at wide receiver and caught five passes for 50 yards (10.0 avg.) vs. Arizona (9/16). Also returned two punts for 25 yards (12.5 avg.)
- ★ Returned four punts for 27 yards (6.8 avg.) and played as a reserve on offense, catching one pass for seven yards in the win at Tennessee (9/9).

EXTRA POINTS

- ★ Growing up as an undersized quarterback with a good arm and all kinds of athleticism, Julian Edelman had visions of being the next Doug Flutie.
- ★ A QB at Kent State, he passed for 1,820 yards as a senior and added 1,551 rushing yards to break the school's single-season record for total offense set by Joshua Cribbs (now with Cleveland) in 2003.
- ★ Had an offer from the British Columbia Lions of the Canadian Football League to play quarterback but chose to switch to receiver and play in the NFL. "It was hard for the fact that you never played the other position [receiver], so you have a huge road ahead of you to learn something at the highest level in the world to it. But the easy part was that you didn't grow up wanting to go to the CFL. I grew up wanting to go to the NFL, having that dream," he said.

2011 (13/0, 3/0)

- ★ Appeared in 13 games and played offense, defense and special teams throughout the season.
- ★ Caught four passes for 34 yards and rushed four times for 30 yards on offense.
- ★ Compiled 14 tackles during eight appearances at defensive back.
- ★ On special teams, returned 28 punts for 296 yards and a touchdown, 12 kickoffs for 284 yards and made five tackles.
- ★ Was inactive vs. the N.Y. Jets (10/9) and Dallas (10/16) due to injury.
- ★ Was inactive at Pittsburgh (10/30).
- ★ Appeared in all three postseason games and caught two passes for 19 yards and rushed once for -1 yards on offense. Combined for two tackles on defense. On special teams, returned four punts for 35 yards, three kickoffs for 73 yards and made one special teams tackle.
- ★ Earned AFC Special Teams Player of the Week (Wk. 11) after returning a punt 72 yards for a touchdown on Monday Night Football vs. Kansas City (11/21).
- ★ Saw time in all three phases of the game in the AFC Championship vs. Baltimore (1/22). Caught an eight-yard pass, rushed once for a loss of a yard, made one tackle and returned two punts for seven yards.
- ★ Played as a reserve at wide receiver, return specialist and defensive back in the Divisional playoff game vs. Denver (1/14). Caught one pass for 11 yards, made one defensive tackle and returned two punts for 28 yards.

Standout College QB to NFL Wide Receiver

Edelman began his college football career with a year at the College of San Mateo (Calif.) before transferring to Kent State where as a senior, he completed 56% of his passes (153 of 275 passes for 1,820 yards) with 13 touchdowns. He was also the leading rusher, gaining 1,551 yards on 215 attempts (an average of 7.5 yards per carry) and scoring 13 touchdowns. His offensive numbers broke Kent State's single-season record for total offense set by Joshua Cribbs in 2003.

*** HONORS & AWARDS ***

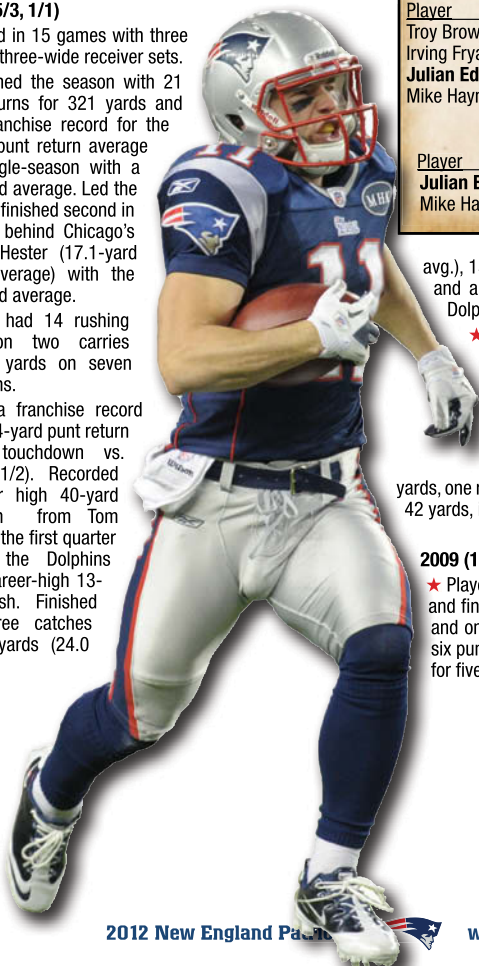
2011

AFC Special Teams Player of the Week (Week 11)

- ★ Saw his first action on defense at the N.Y. Jets (11/13).
- ★ Played in a reserve role at wide receiver and on special teams in Super Bowl XLVI vs. the N.Y. Giants (2/5). Returned three kickoffs 73 yards with a long return of 31 yards. Caught one pass for 11 yards and returned two punts for 28 yards against Denver (1/14).

2010 (15/3, 1/1)

- ★ Played in 15 games with three starts in three-wide receiver sets.
- ★ Finished the season with 21 punt returns for 321 yards and set a franchise record for the highest punt return average in a single-season with a 15.3-yard average. Led the AFC and finished second in the NFL behind Chicago's Devin Hester (17.1-yard return average) with the 15.3-yard average.
- ★ Also had 14 rushing yards on two carries and 86 yards on seven receptions.
- ★ Set a franchise record with a 94-yard punt return for a touchdown vs. Miami (1/2). Recorded a career high 40-yard reception from Tom Brady in the first quarter against the Dolphins and a career-high 13-yard rush. Finished with three catches for 72 yards (24.0



*** PATS PUNT RETURN RECORDS ***

Edelman is first in career punt return average in Patriots history with an 13.1-yard punt return average over three-plus seasons. He also set a franchise record for the best punt return average in a single season with a 15.3-yard punt return average in 2010, which led the AFC and was second in the NFL.

Patriots Punt Return Average/Career

Player	Returns	Average
Julian Edelman	72	13.1
Mack Herron	74	12.0
Carl Garrett	43	11.3

Patriots Punt Return Average/Season

Player	Average	Year
Julian Edelman	15.3	2010
Mack Herron	14.8	1974
Troy Brown	14.2	2001

With his 68-yard punt return for a touchdown vs. Indianapolis (11/18/12), Edelman is now tied for most in franchise history with three punt returns for touchdowns. Edelman also set a franchise record with a 94-yard punt return for a touchdown vs. Miami (01/02/11).

Patriots Punt Return Touchdowns/Career

Player	Years	Touchdowns
Troy Brown	1993-2007	3
Irving Fryar	1984-1992	3
Julian Edelman	2009-2012	3
Mike Haynes	1976-1982	2

Longest Patriots Punt Returns

Player	Yards	Year
Julian Edelman	94t	2010
Mike Haynes	89t	1976

avg.), 13 rushing yards, four punt returns for 112 yards and a touchdown, and two fair catches against the Dolphins.

- ★ Registered a then career-long 42-yard punt return in the second quarter at Chicago (12/12). Also had a 71-yard punt return for a touchdown called back due to a penalty in the second quarter.
- ★ Started at wide receiver in the postseason game vs. N.Y. Jets (1/16). Had one rush for 11 yards, one reception for 12 yards and returned two punts for 42 yards, including a 41-yard punt return.

2009 (11/7, 1/1)

- ★ Played in 11 games with seven starting assignments and finished the year with 37 receptions for 359 yards and one touchdown, 11 kickoff returns for 241 yards, six punt returns for 63 yards and two rushing attempts for five yards.

- ★ Started in the postseason game vs. Baltimore (1/10) and led the team with six catches for 44 yards with two touchdown passes. Also returned one punt for 28 yards. Became the first Patriots rookie to catch two touchdown passes in a postseason game when he scored on a 6-yard pass from Tom Brady in the second quarter and a 1-yard touchdown reception in the third quarter.
- ★ Was inactive for the season-opener vs. Buffalo (9/14) and missed four games due to injury: at Tampa Bay (10/25), vs. Miami (11/8), at New Orleans (11/30) and at Miami (12/6).
- ★ Made his NFL debut at the N.Y. Jets (9/20) when he started in place of an injured Wes Welker. Led the team with eight receptions for 98 yards.
- ★ Hauled in his first career touchdown reception at Indianapolis (11/15) on a 9-yard pass from Tom Brady in the second quarter.
- ★ Set career-highs with 10 catches for 103 yards in the regular-season finale at Houston (1/3), seeing increased action following a first quarter injury to Wes Welker.

COLLEGE

- ★ Played in 31 games to finish his career at Kent State with 4,997 yards passing and 2,664 yards rushing.
- ★ Compiled a career high 3,190 yards of total offense in his senior season with the Golden Flashes and finished his career with 30 touchdown passes and 22 rushing scores.


- ★ Was the Golden Flashes' starting quarterback as a senior in 2008, playing in 12 games and completing 153-of-275 passes for 1,820 yards and 13 touchdowns with 11 interceptions.
- ★ Posted record-setting numbers as a redshirt freshman quarterback at the College of San Mateo in 2005.
- ★ Was named the Most Valuable Player in All-State Region I by the California Community College Football Coaches Association.
- ★ Passed for 1,312 yards and 14 touchdowns and rushed for a school-record 1,253 yards and 17 scores.
- ★ Helped lead San Mateo to an 8-3 record and second-place finish in the NorCal Conference.

PERSONAL

- ★ Julian Edelman was born May 22, 1986 to Angie and Francis Edelman.
- ★ As senior at Woodside (Calif.) High School in 2004, led the Wildcats to a 13-0 record and Central Coast Section championship and was named first-team all-league and all-county.
- ★ Totaled 2,237 passing yards and 29 touchdowns in his high school career and also rushed for 964 yards and 13 touchdowns.
- ★ Majored in business management at Kent State.

★★★★★ JULIAN EDELMAN ★★★★★																							
Pos: WR		Ht: 5-10		Wt: 200 lbs		Year: 4th		Acq: D7a-09 (232nd)		College: Kent State		Born: 5/22/86											
REGULAR SEASON			RECEIVING				RUSHING				KICK RETURNS				PUNT RETURNS								
Year	Team	G/S	No	Yds	Avg	Lg	TD	No	Yds	Avg	Lg	TD	No	Yds	Avg	Lg	TD	No	FC	Yds	Avg	Lg	TD
2009	Patriots	11/7	37	359	9.7	29	1	2	5	2.5	5	0	11	241	21.9	32	0	6	1	63	10.5	35	0
2010	Patriots	15/3	7	86	12.3	40	0	2	14	7.0	13	0	0	0	0.0	0	0	21	6	321	15.3	94t	1
2011	Patriots	13/0	4	34	8.5	11	0	4	8	2.0	6	0	12	284	23.7	37	0	28	7	296	10.6	72t	1
2012	Patriots	9/3	21	235	11.1	56t	3	4	42	14.0	47	0	3	38	12.7	32	0	17	1	263	15.5	68t	1
Totals - 4 Years		48/13	69	714	10.3	56t	4	12	72	6.0	47	0	26	563	21.7	37	0	72	15	943	13.1	94t	3
Additional Statistics: Tackles (2011: 14); Special Teams Tackles (2011: 5, 2012: 1); 22-yard fumble return for TD at N.Y. Jets (11/22/12).																							
POSTSEASON			RECEIVING				RUSHING				KICK RETURNS				PUNT RETURNS								
Year	Team	G/S	No	Yds	Avg	Lg	TD	No	Yds	Avg	Lg	TD	No	Yds	Avg	Lg	TD	No	FC	Yds	Avg	Lg	TD
2009	Patriots	1/1	6	44	7.3	24	2	0	0	0.0	0	0	0	0	0.0	0	0	1	1	28	28.0	28	0
2010	Patriots	1/1	1	12	12.0	12	0	1	11	11.0	11	0	0	0	0	0	0	2	0	42	21.0	41	0
2011	Patriots	3/0	2	19	9.5	11	0	1	-1	-1.0	-1	0	3	73	24.3	31	0	4	2	35	8.8	15	0
Totals - 3 Years		5/2	9	75	8.3	24	2	2	10	5.0	11	0	3	73	24.3	31	0	7	3	105	15.0	41	0
Additional Statistics: Tackles (2011: 2); Special Team Tackles (2011: 1)																							





Daniel
FELLS

86

HT: 6-4 WT: 265
Born: 9/23/1983 Exp. (NFL/Patriots): 6/1
GP/GS (Playoffs): 72/30 (3/2) Acq: UFA (DEN)-12
College: UC-Davis Hometown: Fullerton, Calif.

★ ★ ★ TIGHT END ★ ★ ★

CAREER TRANSACTIONS

Daniel Fells was signed by the New England Patriots as an unrestricted free agent from Denver on March 20, 2012 ... Originally signed by Atlanta as a rookie free agent (5/1/06) ... Waived by Atlanta (9/2/07) ... Signed by Oakland to the practice squad (9/4/07) ... Waived by Oakland (8/30/08) ... Signed by Tampa Bay to the practice squad (9/1/08) ... Signed by St. Louis to the 53-man roster from the Tampa Bay practice squad (10/6/08) ... Signed by Denver as an unrestricted free agent from St. Louis (7/31/11).

CAREER HIGHLIGHTS

- ★ Finished the 2010 season as one of nine NFL tight ends to catch a ball in every game.
- ★ Scored his first two career touchdowns vs. Green Bay in 2009 (9/27) with St. Louis.

SEASONAL REVIEWS

2012 (14/4, 1/0)

- ★ Was inactive for AFC Divisional Playoff win vs. Houston (1/13).
- ★ Caught one pass for 35 yards that helped set up a Patriots field goal at Seattle (10/14).
- ★ Started and caught his first pass of the season for 18 yards in the win at Buffalo (9/30).
- ★ Started in a three tight end set in his first game as a Patriot at Baltimore (9/23).
- ★ Was inactive for the first two games of the season.

2011 (16/15, 2/2 – Denver)

- ★ Played in 16 games with 15 starts, finishing with 19 catches, 256 yards and tied a career-high with three touchdowns.
- ★ Tallied two catches for 57 yards in the Wild Card playoff games vs. Pittsburgh (1/8).

2010 (16/6 – St. Louis)

- ★ Played in all 16 games with 6 starts and finished with 41 receptions for 391 yards, both career-highs and two touchdowns.
- ★ Finished the season as one of nine NFL tight ends to catch a ball in every game.

2009 (14/4 – St. Louis)

- ★ Played in 14 games, starting four, and totaled 21 catches for 273 yards and three touchdowns.
- ★ Scored his first two career touchdowns vs. Green Bay (9/27).
- ★ Registered a season-high 36-yard reception for a touchdown at Detroit (11/1).

2008 (12/1 – St. Louis)

- ★ Played in 12 games with one start, finishing with seven receptions for 81 yards.

★ FELLS SINGLE GAME CAREER HIGHS ★

Single Game Highs:

Receptions	5 vs. Minnesota (10/9/09) 4 vs. Arizona (9/12/10) 4 vs. Carolina (10/31/10) 4 vs. Tennessee (12/19/10)
Yards	51 vs. New Orleans (11/15/09) 47 vs. Kansas City (12/19/10) 47 vs. Minnesota (10/09/11)
Receiving Touchdowns	2 vs. Green Bay (9/27/09) 1 Six times; most recently at Buffalo 12/24/11

- ★ Made his first career start vs. Seattle (12/14).

2008 (0/0 – Tampa Bay)

- ★ Began the season on the practice squad before being signed to the St. Louis active roster on Oct. 6.

2007 (0/0 – Oakland)

- ★ Spent the year on the practice squad.

2006 (0/0 – Atlanta)

- ★ Made the Atlanta 53-man roster as a rookie free agent but was inactive for all 16 games.

COLLEGE

- ★ Three-year starter at UC-Davis, compiling 59 receptions, 964 yards and four touchdowns in his career.
- ★ Tallied 10 catches for 165 yards with one touchdown in six games as a senior before injuring his ankle.
- ★ Earned first-team All-Great West Conference honors after posting 35 receptions for 520 yards and one touchdown as a junior.
- ★ Won the team's T. Palmer Moody Award, awarded to the most outstanding sophomore.

PERSONAL

- ★ Earned All-Freeway League honors in football, basketball and baseball as a senior at Fullerton Union High School in Fullerton, Calif.
- ★ Majored in communications with a minor in African-American Studies.
- ★ Born on Sept. 23, 1983 in Anaheim, Calif.



★ ★ ★ ★ ★ DANIEL FELLS ★ ★ ★ ★ ★

Pos: TE Ht: 6-4 Wt: 265 Year: 6th Acq: UFA (DEN)-12 College: UC-Davis Born: 9/23/83

REGULAR SEASON			RECEIVING				
Year	Team	G/S	Rec	Yds	Avg	Lg	TD
2006	Falcons	0/0	0	0	0.0	0	0
2007	Raiders						
2008	Buccaneers						
2008	Rams	12/1	7	81	11.6	26	0
2009	Rams	14/4	21	273	13.0	36t	3
2010	Rams	16/6	41	391	9.5	36	2
2011	Broncos	16/15	19	256	13.5	32	3
2012	Patriots	14/4	4	85	21.3	35	0
Totals - 6 Years		72/30	92	1,086	11.8	36t	8

POSTSEASON			RECEIVING				
Year	Team	G/S	Rec	Yds	Avg	Lg	TD
2011	Broncos	2/2	2	57	28.5	40	0
2012	Patriots	1/0	0	0	0.0	0	0
Totals - 2 Years		3/2	2	57	28.5	40	0

★ ★ ★ ★ ★ FELLS' CAREER GAME-BY-GAME ★ ★ ★ ★ ★

Year	Opponent	P/S	No	Yds	Avg	Lg	TD
2008	Philadelphia						
09/07	at Philadelphia						
09/14	N.Y. Giants						
09/21	at Seattle						
09/28	Buffalo						
			Signed from Tampa Bay Practice Squad 10/6/08				
10/12	at Washington	p	0	0	0.0	0	0
10/19	Dallas	p	0	0	0.0	0	0
10/26	at New England	p	0	0	0.0	0	0
11/02	Arizona	p	0	0	0.0	0	0
11/09	at N.Y. Jets	p	0	0	0.0	0	0
11/16	at San Francisco	p	0	0	0.0	0	0
11/23	Chicago	p	1	26	26.0	26	0
11/30	Miami	p	3	18	6.0	9	0
12/07	at Arizona	p	2	25	12.5	19	0
12/14	Seattle	S	0	0	0.0	0	0
12/21	San Francisco	p	1	12	12.0	12	0
12/28	at Atlanta	p	0	0	0.0	0	0
2008 Totals		12/1	7	81	11.6	26	0
2009	Seattle	p	1	9	9.0	9	0
09/13	at Seattle	p	1	9	9.0	9	0
09/20	at Washington	S	0	0	0.0	0	0
09/27	Green Bay	p	2	35	17.5	19t	2
10/04	at San Francisco	p	1	17	17.0	17	0
10/11	Minnesota	p	5	45	9.0	14	0
10/18	at Jacksonville	p	2	11	5.5	7	0
10/25	Indianapolis	p	1	7	7.0	7	0
11/01	at Detroit	p	1	36	36.0	36t	1
11/15	New Orleans	p	3	51	17.0	23	0
11/22	Arizona	S	0	0	0.0	0	0
11/29	Seattle	p	1	25	25.0	25	0
12/06	at Chicago	S	0	0	0.0	0	0
12/13	at Tennessee	S	3	32	10.7	13	0
12/20	Houston	p	1	5	5.0	5	0
12/27	at Arizona						
01/03	San Francisco						
2009 Totals		14/4	21	273	13.0	36t	3
2010	Arizona	p	4	15	3.8	5	0
09/12	Arizona	p	4	15	3.8	5	0
09/19	at Oakland	S	1	36	36.0	36	0
09/26	Washington	p	3	22	7.3	12	1
10/03	Seattle	p	3	35	10.7	15	0
10/10	at Detroit	S	3	32	9.0	27	0
10/17	San Diego	p	1	8	8.0	8	0
10/24	at Tampa Bay	p	1	5	5.0	5	0
10/31	Carolina	S	4	35	8.0	23t	1
11/14	at San Francisco	p	2	11	5.5	11	0
11/21	Atlanta	S	1	11	11.0	11	0
11/28	at Denver	p	2	23	11.5	13	0
12/05	at Arizona	S	3	18	6.0	9	0
12/12	at New Orleans	S	3	26	8.7	10	0
12/19	at Kansas City	p	4	47	11.8	25	0
12/26	San Francisco	S	3	28	9.3	11	0
01/02	at Seattle	p	3	39	13.0	15	0
2010 Totals		16/6	41	391	9.5	36	2
2011	Oakland	S	3	32	10.7	16	0
09/12	Oakland	S	3	32	10.7	16	0
09/18	Cincinnati	S	1	9	9.0	9	0
09/25	at Tennessee	S	2	42	21.0	32	0
10/02	at Green Bay	S	2	29	14.5	22	1
10/09	San Diego	S	3	47	15.7	31	0
10/23	at Miami	S	2	31	15.5	28	1
10/30	Detroit	S	1	5	5.0	5	0
11/06	at Oakland	S	1	6	6.0	6	0
11/13	at Kansas City	S	0	0	0.0	0	0
11/17	N.Y. Jets	S	0	0	0.0	0	0
11/27	at San Diego	S	1	19	19.0	19	0
12/04	at Minnesota	S	0	0	0.0	0	0
12/11	Chicago	S	0	0	0.0	0	0
12/18	New England	S	0	0	0.0	0	0
12/24	at Buffalo	p	2	22	11.0	17t	0
01/01	Kansas City	S	1	14	14.0	14	0
2011 Totals		16/15	41	391	9.5	36	2
01/08	Pittsburgh	S	2	57	28.5	40	0
01/14	at New England	S	0	0	0.0	0	0
2011 Postseason		2/2	2	57	28.5	40	20





Dane FLETCHER

52

HT: 6-2 WT: 245
 Born: 9/14/1986
 Exp. (NFL/Patriots): 3/3
 GP/GS (Playoffs): 23/5 (4/0) Acq: FA-10
 College: Montana State Hometown: Bozeman, Mont.

★ ★ ★ DEFENSIVE END ★ ★ ★

CAREER TRANSACTIONS

Dane Fletcher was signed by the New England Patriots as a rookie free agent on April 29, 2010.

SEASONAL REVIEWS

2012 (0/0, 0/0)

★ Placed on Injured Reserve with a knee injury on Aug. 14, 2012.

2011 (10/5, 3/0)

- ★ Appeared in 10 games with five starts, missing six games due to injury.
- ★ Recorded 37 tackles, a forced fumble, a fumble recovery and five special teams tackles.
- ★ Appeared as a reserve in all three playoff games, including Super Bowl XLVI, compiling seven tackles on defense and one on special teams.
- ★ Started and made a career-high 10 tackles and one special teams tackle at Washington (12/11).
- ★ Made his first career start vs. San Diego (9/18), making four tackles at linebacker and one more on special teams.
- ★ Saw action as a reserve linebacker and made a career playoff-high five tackles in the Divisional playoff game vs. Denver (1/14).

2010 (13/0, 1/0)

- ★ Made the team as a rookie free agent and played in 13 games and the postseason game vs. N.Y. Jets (1/16). Was inactive for the first three games of the season.
- ★ Finished the season with 15 total tackles, two sacks, one interception, two passes defended, one forced fumble, one fumble recovery and 11 special teams tackles.
- ★ Successfully converted from a defensive lineman in college to a linebacker in the NFL.
- ★ Played in his first NFL game at Miami (10/4), seeing time on special teams.
- ★ Saw significant time at linebacker at San Diego (10/24), registering three tackles and forced a Chargers fumble at the San Diego 22-yard line that was recovered by Jerod Mayo and helped set up the Patriots' first touchdown of the game. Also saw time on special teams, recovering an onside kick attempt in the first quarter and making one special teams tackle (10/24).

EXTRA POINTS

- ★ Football was Fletcher's backup plan to hockey until he earned a scholarship to play football at Montana State.
- ★ Fletcher grew up on a farm in Bozeman, Mont. where his parents own a restaurant and bar.
- ★ After his freshman year of high school, he worked masonry 12 hours a day when his parents said he had to get a job.
- ★ Recorded his first career sack vs. Green Bay (12/19), dropping Matt Flynn for an eight-yard loss on first down with 1:05 remaining in the game. Two plays later, Tully Banta-Cain sacked Flynn, sealing the Patriots' 31-27 win over the Packers.
- ★ Registered his first career interception in the end zone for a touchback at Buffalo (12/26) on a Ryan Fitzpatrick pass that was tipped by Gary Guyton. Also recovered a fumble in the third quarter and added one sack, two tackles and two special teams tackles in the 34-3 win.

COLLEGE

- ★ Was the defensive MVP of the Big Sky Conference for Montana State in 2009 after finishing the season with 67 total tackles and seven sacks.
- ★ After redshirting as a freshman in 2005, he played primarily on special teams as a freshman before topping the Big Sky Conference with 19 tackles for loss in 2007 to go along with 51 tackles and three sacks.
- ★ Finished his college career with 67 total tackles, seven sacks and two blocked kicks.

PERSONAL

- ★ Born Sept. 14, 1986 in Bozeman, Mont.
- ★ Earned "Hawk of the Year" honors after an outstanding career at Bozeman High, and was named first-team all-state linebacker and honorable mention tight end.
- ★ Was also an outstanding hockey player and one of the top defensive catchers in baseball in the state.


★ ★ ★ ★ ★ **DANE FLETCHER** ★ ★ ★ ★ ★

Pos: DE Ht: 6-2 Wt: 245 Year: 3 Acq: FA-10 College: Montana State Born: 9/14/86

REGULAR SEASON			TACKLES					INTERCEPTIONS					MISCELLANEOUS					
Year	Team	G/S	TT	UT	A	S	Yds	No	Yds	Avg	Lg	TD	PD	FF	FR	Yds	TD	SpT
2010	Patriots	13/0	15	10	5	2.0	8	1	0	0.0	0	0	2	1	1	0	0	11
2011	Patriots	10/5	37	25	12	0	0	0	0	0.0	0	0	0	1	1	0	0	5
2012	Patriots	0/0	Injured Reserve															
Totals - 3 Years		23/5	52	35	17	2.0	8	1	0	0.0	0	0	2	2	2	0	0	16
POSTSEASON			TACKLES					INTERCEPTIONS					MISCELLANEOUS					
Year	Team	G/S	TT	UT	A	S	Yds	No	Yds	Avg	Lg	TD	PD	FF	FR	Yds	TD	SpT
2010	Patriots	1/0	2	1	1	0	0	0	0	0.0	0	0	0	0	0	0	0	0
2011	Patriots	3/0	7	4	3	0	0	0	0	0.0	0	0	0	0	0	0	0	1
Totals - 2 Years		4/0	9	5	4	0	0	0	0	0.0	0	0	0	0	0	0	0	1

★ ★ ★ ★ ★ **FLETCHER'S CAREER GAME-BY-GAME** ★ ★ ★ ★ ★

2010	Opponent	P/S	TT	UT	A	S	Yds	Int	Yds	PD	FF	FR	SpT	2011	Opponent	P/S	TT	UT	A	S	Yds	Int	Yds	PD	FF	FR	SpT	
09/12	Cincinnati							Inactive						09/12	at Miami	p	1	0	1	-	-	-	-	-	-	-	-	
09/19	at N.Y. Jets							Inactive						09/18	San Diego	S	4	3	1	-	-	-	-	-	-	-	1	
09/26	Buffalo							Inactive						09/25	at Buffalo	p	0	0	0	-	-	-	-	-	-	-	-	
10/04	at Miami	p	0	0	0	-	-	-	-	-	-	-	-	10/02	at Oakland	p	4	4	0	-	-	-	-	-	-	-	-	
10/17	Baltimore	p	1	1	0	-	-	-	-	-	-	-	-	10/09	N.Y. Jets	p	0	0	0	-	-	-	-	-	-	-	1	
10/24	at San Diego	p	3	2	1	-	-	-	-	1	-	-	1	10/16	Dallas	p	0	0	0	-	-	-	-	-	-	-	1	
10/31	Minnesota	p	0	0	0	-	-	-	-	-	-	-	-	10/30	at Pittsburgh													
11/07	at Cleveland	p	0	0	0	-	-	-	-	-	-	-	-	11/06	N.Y. Giants													
11/14	at Pittsburgh	p	0	0	0	-	-	-	-	-	-	-	1	11/13	at N.Y. Jets													
11/21	Indianapolis	p	0	0	0	-	-	-	-	-	-	-	2	11/21	Kansas City													
11/25	at Detroit	p	3	3	0	-	-	-	1	-	-	-	1	11/27	at Philadelphia													
12/06	N.Y. Jets	p	0	0	0	-	-	-	-	-	-	-	1	12/04	Indianapolis													
12/12	at Chicago	p	1	0	1	-	-	-	-	-	-	-	1	12/11	at Washington	S	10	6	4	-	-	-	-	-	-	-	-	1
12/19	Green Bay	p	2	2	0	1.0	8.0	-	-	-	-	-	1	12/18	at Denver	S	3	2	1	-	-	-	-	-	-	-	1	
12/26	at Buffalo	p	2	2	0	1.0	0.0	1	0	1	-	-	2	12/24	Miami	S	8	4	4	-	-	-	-	-	-	1	1	
01/02	Miami	p	3	0	3	-	-	-	-	-	-	-	1	01/01	Buffalo	S	7	6	1	-	-	-	-	-	-	-	-	
2010 Totals		13/0	15	10	5	2.0	8.0	0	2	1	1	11	0	2011 Totals		10/5	37	25	12	0.0	0.0	0	0	0	0	1	5	
01/16	N.Y. Jets	p	2	1	1	-	-	-	-	-	-	-	-	01/14	Denver	p	5	3	2	-	-	-	-	-	-	-	-	
2010 Postseason		1/0	2	1	1	0.0	0.0	0	0	0	0	0	0	01/22	Baltimore	p	2	1	1	-	-	-	-	-	-	-	-	
														02/05	N.Y. Giants	p	0	0	0	-	-	-	-	-	-	-	1	
														2011 Postseason		3/0	7	4	3	0.0	0.0	0	0	0	0	0	1	



Marcus FORSTON

98

HT: 6-3 WT: 305
 Born: 9/28/1989 Exp. (NFL/Patriots): Rookie
 GP/GS (Playoffs): 1/0 (0/0) Acq: FA-12
 College: Miami (Fla.) Hometown: Miami, Fla.

★ ★ ★ **DEFENSIVE LINE** ★ ★ ★

CAREER TRANSACTIONS

Marcus Forston was signed by the New England Patriots to the 53-Man roster from the Practice Squad on Jan. 20, 2013 ... Originally signed by New England as a rookie free agent (5/10/12) ... Released by New England (9/26/12) ... Signed by New England to the Practice Squad (9/28/12).

SEASONAL REVIEWS

2012 (1/0, 0/0)

- ★ Was inactive for the AFC Championship vs. Baltimore (1/20).
- ★ Made his first NFL appearance as a defensive substitute at Baltimore (9/23).
- ★ Was inactive for the first two games of the season.


COLLEGE

- ★ Appeared in three games as a junior in 2011 before suffering a season-ending knee injury. Finished with five tackles, one sack and one forced fumble.
- ★ Played in 13 games with 12 starts as a sophomore in 2010, recording 37 tackles, 12 tackles for loss, three sacks and one interception.
- ★ Appeared in three games as a sophomore in 2009 before being granted a medical redshirt with an injury.
- ★ Played in 12 games as a true freshman, registering 18 tackles, three sacks, 4½ tackles for loss and one pass defended and was named to the Football Writers Association First-Team Freshmen All-American team.

PERSONAL

- ★ Born Sept. 28, 1989.





Justin FRANCIS

94

HT: 6-4 WT: 270
 Born: 2/8/1989 Exp. (NFL/Patriots): Rookie
 Acq: FA-12 GP/GS (Playoffs): 10/0 (2/1)
 College: Rutgers Hometown: Opa-Locka, Fla.

★ ★ ★ DEFENSIVE END ★ ★ ★

CAREER TRANSACTIONS

Justin Francis was signed by the New England Patriots as a rookie free agent on May 10, 2012.

SEASONAL REVIEWS

2012 (10/0, 2/1)

- ★ Made his first career start at right end in the playoffs vs. Baltimore (1/20) and made five tackles.
- ★ Accumulated the first three sacks of his career as part of a seven-sack day for the defense in the regular-season finale win vs. Miami (12/30). The three sacks by Francis were tied for the seventh-most in a single game in franchise history.
- ★ Compiled a career-high five tackles in a reserve role vs. San Francisco (12/16).
- ★ Played on defense for the first time in overtime win vs. N.Y. Jets (10/21).
- ★ Made his professional debut, appearing on special teams and making one tackle at Seattle (10/14).
- ★ Was active but did not play vs. Denver (10/7).
- ★ Was inactive vs. Indianapolis (11/18) and for the first four games of the season.

COLLEGE

- ★ Appeared in 12 games in 2011, tallying 60 tackles, 13 tackles for loss, 5½ sacks, one fumble recovery, one interception and five passes defended.
- ★ Appeared in 11 games as a redshirt junior in 2010, registering 21 tackles, four tackles for loss, two sacks, one interception and two passes defended.
- ★ Played in all 12 games as a redshirt sophomore in 2009, totaling 14 tackles, five tackles for loss and 3½ sacks.
- ★ Redshirted in 2008.
- ★ Appeared in seven games as a true freshman in 2007, recording seven total tackles.

PERSONAL

- ★ Born Feb 8, 1989.
- ★ Majored in labor studies.


★ ★ ★ ★ ★ JUSTIN FRANCIS ★ ★ ★ ★ ★

Pos: DE Ht: 6-4 Wt: 270 Year: R Acq: FA-12 College: Rutgers Born: 12/8/89

REGULAR SEASON			TACKLES					INTERCEPTIONS					MISCELLANEOUS					
Year	Team	G/S	TT	UT	A	S	Yds	No	Yds	Avg	Lg	TD	PD	FF	FR	Yds	TD	SpT
2012	Patriots	10/0	10	9	1	3.0	8.0	0	0	0.0	0	0	0	0	0	0	0	1
Totals - 1 Year		10/0	10	9	1	3.0	8.0	0	0	0.0	0	0	0	0	0	0	0	1

POSTSEASON			TACKLES					INTERCEPTIONS					MISCELLANEOUS					
Year	Team	G/S	TT	UT	A	S	Yds	No	Yds	Avg	Lg	TD	PD	FF	FR	Yds	TD	SpT
2012	Patriots	2/1	6	5	1	0.0	0.0	0	0	0.0	0	0	0	0	0	0	0	0
Totals - 1 Year		2/1	6	5	1	0.0	0.0	0	0	0.0	0	0	0	0	0	0	0	0





Stephen GOSTKOWSKI

3

HT: 6-1 WT: 215
Born: 1/28/1984 Exp. (NFL/Patriots): 7/7
GP/GS (Playoffs): 104/0 (11/0) Acq: D4b-06
College: Memphis Hometown: Madison, Miss.
PRO BOWLS: 08

★ ★ ★ KICKER ★ ★ ★

PRONOUNCED gust-OW-ski

CAREER TRANSACTIONS

Stephen Gostkowski was drafted by the New England Patriots in the fourth round (118th overall) of the 2006 NFL Draft.

CAREER HIGHLIGHTS

- ★ Gostkowski has hit 170-of-202 career field goal attempts, and his 84.2 percent accuracy rate is the highest in Patriots history and sixth-best in NFL history.
- ★ Finished the 2012 season with a career high 153 points, falling just two points shy of Gino Cappelletti's team record of 155 set in 1964. Connected on all 66 extra point attempts and 29-of-35 field goals on the year.
- ★ He set a single-season career high for points after gaining 11 points in the win at Jacksonville (12/23) to push his season total to 149.
- ★ He scored over 100 points in each of his first four NFL seasons (103 in 2006, 137 in 2007, 148 in 2008 and 125 in 2009).
- ★ In 2008, Gostkowski was named to his first career Pro Bowl and also earned a spot on the Associated Press All-Pro First Team.
- ★ Gostkowski set a Patriots single-season record and led the NFL with 36 successful field goals in 2008.
- ★ In 2008, Gostkowski led the NFL with 148 points, the most by a Patriots player since the 1970 AFL-NFL merger and the second highest total in team history (Gino Cappelletti, 155 in 1964).
- ★ Gostkowski connected on 90 percent of his field goal tries in 2008 (36-for-40), tying the second highest single-season field goal percentage in team history.
- ★ Gostkowski set an NFL single-season record with 74 successful PAT kicks in 2007.
- ★ Gostkowski was perfect in the 2006 playoffs, connecting on all eight of his field goals, including a game-winning, 31-yard boot with 1:10 remaining to seal the Patriots' divisional playoff victory at San Diego (1/14/07).
- ★ Gostkowski kicked the longest field goal in Patriots playoff history when he nailed a 50-yard boot at San Diego (1/14/07).
- ★ Gostkowski's 52-yard field goal vs. Chicago (11/26/06) was the longest field goal in Gillette Stadium history.

SEASONAL REVIEWS

2012 (16/0, 2/0)

- ★ Finished the 2012 regular season with a career-high 153 points, connecting on all 66 extra point attempts and 29-of-35 field goals.
- ★ Converted two key field goals in the overtime win vs. N.Y. Jets (10/21). The first was a 43-yard field goal to tie the game as time expired in regulation; and the second was a 48-yarder in overtime to give the Patriots a 29-26 lead and

the eventual victory.

- ★ Made all three field goal attempts and both extra points at Seattle (10/14).
- ★ Connected on all four extra points and his only field goal attempt vs. Denver (10/7).
- ★ Converted one of three field goal attempts and all seven extra points at Buffalo (9/30).
- ★ Converted all three field goal attempts and an extra point at Baltimore (9/23).
- ★ Hit four-of-five field goal attempts vs. Arizona (9/16). Became the first player in Patriots history to connect on two 50-yard field goals in the same game when he drilled a 51-yarder in the third quarter and tied his career long with a 53-yarder in the fourth quarter.
- ★ Connected on both field goal attempts and all four extra points in the season-opening win at Tennessee (9/9). Also made one special teams tackle.

2011 (16/0, 3/0)

- ★ Played in all 16 games and finished the regular season 59-for-59 on extra points and 28-for-33 on field goal attempts, scoring 143 points, fourth most in team history.
- ★ Added six special teams tackles.
- ★ Appeared in all three playoff games, kicking 10 extra points and successfully converting five field goal attempts.
- ★ Connected on field goals from 36, 37 and a season-long 50 yards, accounting for a season-high 13 points in the 37-16 win at the N.Y. Jets (11/13).
- ★ Made two special teams tackles at the N.Y. Jets (11/13).
- ★ Made a touchdown-saving special teams tackle during the third quarter of the Patriots 17-point come-from-behind win vs. Miami (12/24).
- ★ Made all three field goal attempts from 29, 35 and 24 yards and both extra points in a three-point AFC Championship win vs. Baltimore (1/22).
- ★ Notched 41 touchbacks on 101 kickoffs.

2010 (8/0, 0/0)

- ★ Played in the first eight games of the season, making 10-of-13 field goal attempts and all 26 of his attempted extra points.
- ★ Placed on Injured Reserve with a thigh injury on Nov. 10, 2010 after suffering the injury at Cleveland (11/7).
- ★ Nailed a game-winning 35-yard field goal with 1:56 remaining in overtime vs. Baltimore (10/17), marking his first career game-winning overtime field goal in his first career opportunity. Gostkowski also made a 24-yard field goal to tie the game at 20-20 with 1:51 remaining in regulation against the Ravens and a 26-yard field goal in the first quarter.

2009 (16/0, 1/0)

- ★ Kicked in all 16 games and connected on 26 of 31 field goals and 47 of 47 extra points for 125 total points.



★ ★ ★ **EVEN STEPHEN** ★ ★ ★

Since joining the Patriots as a fourth-round draft choice in 2006, Stephen Gostkowski has connected on 84.2 percent of his regular-season field goal attempts (170-for-202), achieving the best field goal percentage in Patriots history.

PATRIOTS ALL-TIME LEADERS / FIELD GOAL PCT.

(Minimum 50 Attempts)

Player	Years	FGM	FGA	Pct.
Stephen Gostkowski	2006-12	170	202	.842
Adam Vinatieri	1996-05	263	321	.819

PATRIOTS SINGLE-SEASON LEADERS / FGs MADE

Player	Year	FGM	FGA	Pct.
Stephen Gostkowski	2008	36	40	.900
Tony Franklin	1986	32	41	.780
Adam Vinatieri	2004	31	33	.939
Adam Vinatieri	1998	31	39	.795

PATRIOTS SINGLE-SEASON LEADERS / FIELD GOAL PCT.

(Minimum 16 Attempts)

Player	Year	FGM	FGA	Pct.
Adam Vinatieri	2004	31	33	.939
Stephen Gostkowski	2008	36	40	.900
Adam Vinatieri	2002	27	30	.900
Stephen Gostkowski	2007	21	24	.875
Adam Vinatieri	1997	25	29	.862

PATRIOTS SINGLE-SEASON LEADERS / POINTS SCORED

Player	Year	TD	2-PT	FG	PAT	Pts.
Gino Cappelletti	1964	7	1	25	36	155
Stephen Gostkowski	2008	0	0	36	40	148
Gino Cappelletti	1961	8	0	17	48	147
Stephen Gostkowski	2011	0	0	28	59	143
Adam Vinatieri	2004	0	0	31	48	141

- ★ Named AFC Special Teams Player of the Week (Week 9 vs. Miami) after tying his career-high with four field goals (30, 38, 34 and 40) in the Patriots' 27-17 victory.
- ★ Went over 100 points on the season with two field goals and two extra points against Carolina (12/13) and finished the season with 125 total points. He has scored over 100 points in four of his five NFL seasons (103 in 2006, 137 in 2007, 148 in 2008 and 125 in 2009).
- ★ Passed Stanley Morgan (408 points) to move into fifth place on the Patriots' all-time scoring list during the victory vs. Atlanta (9/27) and pushed his totals to 513 total points to move into fourth place. Tied his career-high with four field goals in the win over the Falcons.
- ★ Set a career-long with a 53-yard field goal at Denver (10/11), besting a 52-yard field goal he had vs. Chicago (11/26/06).
- ★ His 47-yard field goal vs. Carolina (12/13) was the 100th field goal of his career.
- ★ Tied a team record with eight extra points vs. Tennessee (10/18).
- ★ Recovered a key fumble in the fourth quarter of the season-opener vs. Buffalo (9/14), diving on a Leodis McKelvin fumble on a kickoff return that was forced by Pierre Woods, giving the Patriots possession at the 31-yard line to help set up the go-ahead touchdown in a come-from-behind 25-24 Patriots win.
- ★ Recorded 21 touchbacks, which was tied for second best in the AFC and sixth in the NFL.

★ ★ ★ **HONORS & AWARDS** ★ ★ ★

2009

AFC Special Teams Player of the Week (Wk 9)

2008

Pro Bowl

Associated Press All-Pro: First Team
Pro Football Weekly/PFWA All-NFL Team
 ESPN.com All-Pro Team
 SI.com All-Pro Team
Sporting News All-Pro Team
Dallas Morning News All-Pro Team
Pro Football Weekly/PFWA All-AFC Team
 AFC Special Teams Player of the Month (October)

★ **GOSTKOWSKI'S SINGLE GAME CAREER HIGHS** ★

Regular Season

Extra Points Made:	8	vs. Tennessee (10/18/09) at Buffalo (11/18/07)
Extra Points Att:	8	vs. Tennessee (10/18/09) at Buffalo (11/18/07)
Field Goals Made:	4	Six times. Most recent vs. Arizona (9/16/12)
Field Goals Att.:	4	Five times. Most recent vs. Miami (11/8/09)
Long:	53	Twice vs. Arizona (09/16/12) at Denver (11/11/09)
Points:	17	vs. Arizona (12/21/08)

2008 (16/0)

- ★ Named to the Pro Bowl for the first time in his career in 2008.
- ★ Named to the Associated Press All-Pro First Team.
- ★ Also selected as an All-Pro by ESPN.com, SI.com, *The Sporting News* and *Pro Football Weekly*.
- ★ Named AFC Special Teams Player of the Month for the month of October, when he made 9-of-10 field goal attempts.
- ★ Set a Patriots single-season record and led the NFL with 36 field goals.
- ★ Led the NFL with 148 points, the most by a Patriots player since the 1970 AFL-NFL merger and the second highest total in team history (Gino Cappelletti, 155 in 1964).
- ★ Connected on 90 percent of his field goal tries (36-for-40), tying the second highest single-season field goal percentage in team history.
- ★ Recorded 16 touchbacks.
- ★ With his 33-yard field goal in the Patriots' 13-0 victory over Buffalo on Dec. 28, set a new Patriots record for points in a season since the 1970 AFL-NFL merger with 144 points, topping Adam Vinatieri's mark of 141 points set in 2004.
- ★ While making four-of-four field goal tries against Arizona (12/21), set a Patriots single-season franchise record for the most field goals with his 33rd of the season, breaking Tony Franklin's mark of 32 in 1986.
- ★ Tied a single-game career high with four field goals made and attempted at the N.Y. Jets (9/14) and equaled the mark in a snowstorm against Arizona (12/21).
- ★ Set a single-game career high with 17 points (five extra point attempts and four field goals) against Arizona (12/21).



2007 (16/0, 3/0)

- ★ Set an NFL record for extra point attempts while going a perfect 74-for-74.
- ★ Finished with a then career-high 137 points for the season while successfully making 21-of-24 field goal attempts in 2007.
- ★ Set career-highs in extra points made and extra points attempted with eight in the Patriots' dominating 56-10 win over the Buffalo Bills (11/18).
- ★ Tallied a season-high 12 points while going 6-for-6 on extra point attempts and 2-for-2 on field goal attempts at Dallas (10/14).
- ★ Set career highs in extra points made and attempted by going 8-for-8 in the Patriots' rout of Buffalo (11/18).
- ★ Tied a season high with 12 points in the season finale at the N.Y. Giants (12/29), kicking through a season high three field goals and knocking in three extra points to finish the season a perfect 74-for-74 in extra point attempts.
- ★ Connected on all four extra point attempts while making one-of-two field goal tries in the Patriots' win over Jacksonville in the AFC Divisional playoffs (1/12).

2006 (16/0, 3/0)

- ★ Saw action in all 16 regular season contests and three postseason games.
- ★ Made good on 20-of-26 field goals and 43-of-44 extra point opportunities in his rookie season.
- ★ Made 18 of his last 21 field goal attempts in the regular season.
- ★ Finished fifth in the AFC with 12 touchbacks.
- ★ Connected on his first career NFL field goal from 32 yards out in the Patriots' 19-17 victory over Buffalo (9/10).
- ★ His 52-yard field goal against the Bears (11/26) was the longest by a Patriots player at Gillette Stadium.
- ★ Connected on all eight of his field goal attempts in the 2006 postseason.
- ★ Against Indianapolis (11/5), nailed a 49-yard field goal to cut the Colts' lead to 24-17 in the third quarter.
- ★ Connected on all four field goal attempts and all of his extra point opportunities against Houston (12/17).
- ★ Nailed a 48-yard field goal to give the Patriots a 3-0 lead in the second quarter at Jacksonville (12/24).
- ★ Made good on all three field goal attempts and all four extra point opportunities in the wild card playoffs vs. the N.Y. Jets (1/7).
- ★ Gave the Patriots a 3-0 lead with a 50-yard field goal in the first quarter of the divisional playoffs at San Diego (1/14).
- ★ Connected on his first career game-winning field goal from 31 yards out to give the Patriots a 24-21 lead with 1:10 remaining in the fourth quarter at San Diego (1/14).

- ★ In the AFC Championship Game at Indianapolis (1/21), gave the Patriots a 31-28 lead with a 28-yard field goal in the fourth quarter. Nailed a 43-yard field goal with 3:49 left to play in the game, giving the Patriots a 34-31 lead.

COLLEGE

- ★ Finished his collegiate career placing 13th in NCAA Division 1-A history with 369 points and 14th with 70 successful field goals.
- ★ His 369 career points set a Memphis record, shattering the old mark of 263 points by Joe Allison (1990-93).
- ★ Made 70-of-92 field goals during his career, good for a 76.1 percent accuracy rate.
- ★ Over his final two seasons, made 85.7 percent of his field goal attempts (42-of-49).
- ★ Holds the top three spots on the Tigers' single-season record list for points scored by a kicker, totaling 101 points in 2003, 108 in 2004 and 101 in 2005.
- ★ His 44 successful extra points in 2003 topped the old school single-season record of 42 by John Cobb (1949), and his 48 extra points in 2004 broke the previous record of 44, which he had established a year earlier.

PERSONAL

- ★ Stephen Carroll Gostkowski was born the son of Larry and Cindy Gostkowski on Jan. 28, 1984 in Baton Rouge, La.
- ★ Attended Madison (Miss.) Central High School, where he lettered for four years in football and soccer and three years in baseball.
- ★ Earned all-state honors in all three sports.
- ★ Completed his prep baseball career with a 16-2 record and a 1.00 ERA, leading Madison Central to the 2002 Mississippi state championship.
- ★ Also holds the school record for the longest field goal at 55 yards.
- ★ Also played baseball at Memphis.
- ★ Supporter of Tufts University's Read by the River.
- ★ Served as an honorary coach in the 2007 BELL Bowl, a fundraiser at Gillette Stadium to benefit the BELL Foundation.
- ★ In 2008, participated in the United Way of Rhode Island's Hometown Huddle at the East Providence Boys & Girls Club, teaching club members how to incorporate nutrition and fitness into their daily routines.
- ★ Participated in the 2008 Salvation Army Holiday Party at Gillette Stadium with nearly 250 children from the Boston and Providence Salvation Army centers.
- ★ Majored in exercise and sport science at Memphis.
- ★ Stephen and his wife Hallie have a son, Slayden Kyle.



★ ★ ★ ★ ★ **STEPHEN GOSTKOWSKI** ★ ★ ★ ★ ★

Pos: K Ht: 6-1 Wt: 215 Year: 7th Acq: D4b-06 College: Memphis Born: 1/28/84

REGULAR SEASON		FIELD GOALS										PATs					
Year	Team	G	1-29	Pct	30-39	Pct	40-49	Pct	50+	Pct.	Overall	Pct.	Lg	Made	Att	2-Pt	Pts.
2006	Patriots	16	10-11	90.9	7-10	70.0	2-4	50.0	1-1	100.0	20-26	76.9	52	43	44	0	103
2007	Patriots	16	10-10	100.0	8-9	88.9	3-5	60.0	0-0	---	21-24	87.5	45	74	74	0	137
2008	Patriots	16	10-12	83.3	16-16	100.0	9-11	81.8	1-1	100.0	36-40	90.0	50	40	40	0	148
2009	Patriots	16	7-7	100.0	12-13	92.3	5-8	62.5	2-3	66.7	26-31	83.9	53	47	47	0	125
2010	Patriots	8	2-2	100.0	6-7	85.7	2-3	66.7	0-1	0.0	10-13	76.9	43	26	26	0	54
2011	Patriots	16	13-14	92.9	5-6	83.3	9-11	81.8	1-2	50.0	28-33	84.8	50	59	59	0	143
2012	Patriots	16	8-8	100.0	10-12	83.3	9-13	69.2	2-2	100.0	29-35	82.9	53	66	66	0	153
Totals - 7 Years	104	59-63	93.7	64-73	87.7	39-55	70.9	7-10	70.0	170-202	84.2	53	355	356	0	865	

POSTSEASON		FIELD GOALS										PATs					
Year	Team	G	1-29	Pct	30-39	Pct	40-49	Pct	50+	Pct.	Overall	Pct.	Lg	Made	Att	2-Pt	Pts.
2006	Patriots	3	3-3	100.0	2-2	100.0	2-2	100.0	1-1	100.0	8-8	100.0	50	9	9	0	33
2007	Patriots	3	0-0	---	1-2	50.0	0-0	---	0-0	---	1-2	50.0	50	9	9	0	12
2009	Patriots	1	0-0	0.0	0-0	0.0	0-1	0.0	0-0	0.0	0-1	0.0	0	2	2	0	2
2010	Patriots	0	Injured Reserve														
2011	Patriots	3	4-4	100.0	1-1	100.0	0-0	0.0	0-0	0.0	5-5	100.0	35	10	10	0	25
2012	Patriots	2	1-1	---	2-2	100.0	0-0	---	0-0	---	2-2	100.0	38	6	6	0	11
Totals - 6 Years	12	8-8	100.0	7-8	87.5	2-3	66.7	1-1	100.0	18-20	90.0	50	36	36	0	90	

Additional Statistics: Special teams tackles – Career (21); 2006 (3), 2007 (3), 2008 (2), 2009 (6), 2010 (1), 2011 (6), 2012 (1).

Special teams fumble recoveries: 2009 (1).

★ ★ ★ ★ ★ **GOSTKOWSKI'S CAREER GAME-BY-GAME** ★ ★ ★ ★ ★

2006	Opponent	XP	%	FG	Blok	%	PTS	FGs (Missed)
09/10	Buffalo	2-2	100%	1-1	0	100%	5	32
09/17	at N.Y. Jets	3-3	100%	1-2	1	50%	6	20,(29b)
09/24	Denver	1-1	100%	0-1	1	0%	1	(37b)
10/01	at Cincinnati	5-5	100%	1-2	0	50%	8	(48),24
10/08	Miami	2-2	100%	2-2	0	100%	8	31,31
10/22	at Buffalo	4-4	100%	0-0	0	---	4	---
10/30	at Minnesota	4-4	100%	1-1	0	100%	7	23
11/05	Indianapolis	2-2	100%	2-3	0	67%	8	49,(36),26
11/12	N.Y. Jets	0-0	---	2-2	0	100%	6	31,21
11/19	at Green Bay	5-5	100%	0-0	0	---	5	---
11/26	Chicago	2-2	100%	1-1	0	100%	5	52
12/03	Detroit	2-2	100%	2-2	0	100%	8	25,27
12/10	at Miami	0-0	---	0-0	0	---	0	---
12/17	Houston	4-4	100%	4-4	0	100%	16	26,32,31,21
12/24	at Jacksonville	3-3	100%	1-2	0	50%	6	48,(49)
12/31	at Tennessee	4-5	80%	2-3	0	67%	10	28,26,(33)
2006 Totals	43-44	98%	20-26	2	76.9%	103		
01/07	N.Y. Jets	4-4	100%	3-3	2	76.9%	13	20,40,28
01/14	at San Diego	1-1	100%	3-3	0	100%	10	50,34,31
01/21	at Indianapolis	4-4	100%	2-2	0	100%	10	28,43
2006 Postseason	9-9	100%	8-8	0	100%	33		

2007	Opponent	XP	%	FG	Blok	%	PTS	FGs (Missed)
09/09	at N.Y. Jets	5-5	100%	1-1	0	100%	8	22
09/16	San Diego	5-5	100%	1-2	0	50%	8	(41),24
09/23	Buffalo	5-5	100%	1-1	0	100%	8	24
10/01	at Cincinnati	4-4	100%	2-2	0	100%	10	31,36
10/07	Cleveland	4-4	100%	2-2	0	100%	10	20,25
10/14	at Dallas	6-6	100%	2-2	0	100%	12	45,22
10/21	at Miami	7-7	100%	0-0	0	---	7	---
10/28	Washington	7-7	100%	1-1	0	100%	10	36
11/04	at Indianapolis	3-3	100%	1-1	0	100%	6	34
11/18	at Buffalo	8-8	100%	0-0	0	---	8	---
11/25	Philadelphia	4-4	100%	1-2	0	50%	7	23,(32)
12/03	at Baltimore	3-3	100%	2-2	0	100%	9	21,38
12/09	Pittsburgh	4-4	100%	2-3	0	67%	10	(48),42,28
12/16	N.Y. Jets	2-2	100%	2-2	0	100%	8	26,34
12/23	Miami	4-4	100%	0-0	0	---	4	---
12/29	at N.Y. Giants	3-3	100%	3-3	0	100%	12	37,45,37
2007 Totals	74-74	100%	21-24	0	87.5%	137		
01/12	Jacksonville	4-4	100%	1-2	0	50%	7	(35),35
01/20	San Diego	3-3	100%	0-0	0	---	3	---
02/03	N.Y. Giants	2-2	100%	0-0	0	---	2	---
2007 Postseason	9-9	100%	1-2	0	50%	12		

2008	Opponent	XP	%	FG	Blok	%	PTS	FGs (Missed)
09/07	Kansas City	2-2	100%	1-1	0	100%	5	37
09/14	at N.Y. Jets	1-1	100%	4-4	0	100%	13	21,37,28,27
09/21	Miami	1-1	100%	2-2	0	100%	7	37,44
10/05	at San Francisco	3-3	100%	3-3	0	100%	12	35,40,49
10/12	at San Diego	1-1	100%	1-2	0	50%	4	(48),47
10/20	Denver	5-5	100%	2-2	0	100%	11	31,40
10/26	St. Louis	2-2	100%	3-3	0	100%	11	30,27,41
11/02	at Indianapolis	0-0	0%	3-3	0	100%	9	29,35,25
11/09	Buffalo	2-2	100%	2-3	0	67%	8	32,(49),37
11/13	N.Y. Jets	2-2	100%	3-3	0	100%	11	42,31,47
11/23	at Miami	6-6	100%	2-2	0	100%	12	30,30
11/30	Pittsburgh	1-1	100%	1-2	0	50%	4	29,(27)
12/07	at Seattle	1-1	100%	3-3	0	100%	10	50,42,27
12/14	at Oakland	7-7	100%	0-0	0	0%	7	---
12/21	Arizona	5-5	100%	4-4	0	100%	17	38,35,24,30
12/28	at Buffalo	1-1	100%	2-3	0	67%	7	33,(26),23
2008 Totals	40-40	100%	36-40	0	90.0%	148		

2009	Opponent	XP	%	FG	Blok	%	PTS	FGs (Missed)
09/14	Buffalo	1-1	100%	2-3	0	67%	7	(41),20,28
09/20	at N.Y. Jets	0-0	---	3-3	0	100%	9	45,25,29
09/27	Atlanta	2-2	100%	4-4	0	100%	14	21,33,22,33
10/04	Baltimore	3-3	100%	2-2	0	100%	9	32,33
10/11	at Denver	2-2	100%	1-2	0	50%	5	53,(40)
10/18	Tennessee	8-8	100%	1-2	0	50%	11	(39),33
10/25	at Tampa Bay	5-5	100%	0-0	0	---	5	---
11/08	Miami	1-1	100%	4-4	0	100%	13	30,38,34,40
11/15	at Indianapolis	4-4	100%	2-2	0	100%	10	31,36
11/22	N.Y. Jets	4-4	100%	1-2	0	50%	7	26,(40)
11/30	at New Orleans	2-2	100%	1-2	0	50%	5	36,(50)
12/06	at Miami	3-3	100%	0-0	0	---	3	---
12/13	Carolina	2-2	100%	2-2	0	100%	8	48,47
12/20	at Buffalo	2-2	100%	1-1	0	100%	5	30
12/27	Jacksonville	5-5	100%	0-0	0	---	5	---
01/03	at Houston	3-3	100%	2-2	0	100%	9	51,43
2009 Totals	47-47	100%	26-31	0	83.9%	125		
01/10	Baltimore	2-2	100%	0-1	0	0%	2	(44)
2009 Postseason	2-2	100%	0-1	0	0%	2		

2010	Opponent	XP	%	FG	Blok	%	PTS	FGs (Missed)
09/12	Cincinnati	5-5	100%	1-3	0	33%	8	32,(47),(56)
09/19	at N.Y. Jets	2-2	100%	0-1	0	0%	2	(37)
09/26	Buffalo	5-5	100%	1-1	0	100%	8	43
10/04	at Miami	5-5	100%	2-2	0	100%	11	23,30

Players



★ ★ ★ ★ ★ **GOSTKOWSKI'S CAREER GAME-BY-GAME CONT'D** ★ ★ ★ ★ ★

10/17	Baltimore	2-2	100%	3-3	0	100%	11	38, 24, 35
10/24 at	San Diego	2-2	100%	3-3	0	100%	11	40, 35, 35
10/31	Minnesota	4-4	100%	0-0	0	--	4	--
11/07 at	Cleveland	1-1	100%	0-0	0	--	1	--
11/14 at	Pittsburgh							Placed on Injured Reserve 11/10
2010 Totals		26-26	100%	10-13	0	76.9%	56	

2011	Opponent	XP	%	FG	Blk	%	PTS	FGs (Missed)
09/12 at	Miami	5-5	100%	1-2	0	50%	8	(48), 20
09/18	San Diego	3-3	100%	2-2	0	100%	9	22, 47
09/25 at	Buffalo	4-4	100%	1-1	0	100%	7	23
10/02 at	Oakland	4-4	100%	1-1	0	100%	7	44
10/09	N.Y. Jets	3-3	100%	3-3	0	100%	12	44, 24, 28
10/16	Dallas	2-2	100%	2-2	0	100%	8	31, 26
10/30 at	Pittsburgh	2-2	100%	1-2	0	50%	5	46, (42)

11/06	N.Y. Giants	2-2	100%	2-3	0	67%	8	(27), 32, 45
11/13 at	N.Y. Jets	4-4	100%	3-3	0	100%	13	50, 36, 27
11/21	Kansas City	4-4	100%	2-2	0	100%	10	21, 19
11/27 at	Philadelphia	5-5	100%	1-2	0	50%	8	(39), 45
12/04	Indianapolis	4-4	100%	1-1	0	100%	7	39
12/11 at	Washington	4-4	100%	2-2	0	100%	10	23, 24
12/18 at	Denver	5-5	100%	2-2	0	100%	11	21, 34
12/24	Miami	3-3	100%	2-3	0	67%	9	(51), 45, 42
01/01	Buffalo	5-5	100%	2-2	0	100%	11	47, 20
2011 Totals		59-59	100%	28-33	0	84.8%	143	

01/14	Denver	6-6	100%	1-1	0	100%	9	20
01/22	Baltimore	2-2	100%	3-3	0	100%	11	29, 35, 24
02/05	N.Y. Giants	2-2	100%	1-1	0	100%	5	29
2011 Postseason		10-10	100%	5-5	0	100%	25	



Steve

GREGORY

28

HT: 5-11 WT: 200

Born: 1/8/1983 Exp. (NFL/Patriots): 7/1

GP/GS (Playoffs): 97/43 (9/3) Acq: UFA (SD)-12

College: Syracuse Hometown: Staten Island, N.Y.

★ ★ ★ **SAFETY** ★ ★ ★

Players

CAREER TRANSACTIONS

Steve Gregory was signed by the New England Patriots as an unrestricted free agent from San Diego on March 16, 2012 ... Originally signed by San Diego as a rookie free agent (5/8/06) ... Waived by San Diego (9/2/06) ... Signed by San Diego to the practice squad (9/4/06) ... Signed by San Diego to the 53-man roster from the practice squad (9/30/06).


CAREER HIGHLIGHTS

- ★ Scored his first career touchdown in 2011 when he returned an interception 26 yards for a score vs. Buffalo (12/11).
- ★ Totaled career-highs in 2009 with 71 tackles, two sacks, six passes defended and two fumble recoveries.
- ★ Registered first career sack in 2009 at Kansas City (10/25) and also recorded an interception.

SEASONAL REVIEWS

2012 (12/12, 2/2)

- ★ Starts at safety alongside Devin McCourty.
- ★ Started his first playoff game as a Patriot and tallied a team-high tying 10 tackles in the win vs. Houston (1/13). Also defended one pass.
- ★ Set a single-season career high with his third interception in the win vs. Miami (12/30) that led to a Patriots touchdown. Also finished with three tackles.
- ★ Accounted for three turnovers in win at N.Y. Jets (11/22): recovered two fumbles and returned one for a touchdown and intercepted one pass. Also registered six tackles and forced one fumble that was recovered by the Jets.
- ★ Returned to the lineup vs. Buffalo (11/11) and registered a season-high nine tackles.
- ★ Was inactive due to injury at St. Louis (10/28), vs. N.Y. Jets (10/21), at Seattle (10/14) and vs. Denver (10/7).
- ★ Intercepted his first pass as a Patriot at Baltimore (9/23) and returned it 36 yards deep inside Ravens territory to set up a Patriots touchdown.



EXTRA POINTS

- ★ Gregory's father and stepmother are New York City police officers and both were on duty during the events of September 11, 2001.
- ★ Following his college career, Gregory took the test to enter the police academy. He found out he passed the test on the same day that the Chargers called him to offer a free agent contract.

2011 (15/13 – San Diego)

- ★ Played in 16 games with 13 starts at strong safety and finished with 67 tackles, three passes defended and one interception, which was returned for a touchdown.
- ★ Scored his first career touchdown when he returned an interception 26 yards for a score vs. Buffalo (12/11).

2010 (9/9 – San Diego)

- ★ Played and started nine games, finishing with 44 tackles, two passes defended and two interceptions.
- ★ Recorded a season-high 12 tackles vs. Jacksonville (9/19).
- ★ Returned a fourth quarter interception 41 yards in win vs. San Francisco (12/16).

2009 (16/6, 1/0 – San Diego)

- ★ Played in 16 games with 6 starts, totaling career-highs with 71 tackles, two sacks, six passes defended and two fumble recoveries in addition to one interception.
- ★ Registered first career sack at Kansas City (10/25) and also recorded an interception.
- ★ Had two fumble recoveries, including one in the end zone for a touchback and a season-high three passes defended at Denver (11/22).



- ★ Recorded a career-high eight tackles at Dallas (12/13).
- ★ Tipped a pass that led to an interception in Wild Card playoff game vs. Jets (1/17).

2008 (15/3, 2/1 – San Diego)

- ★ Played in 15 games, starting three and finished with 36 tackles and four passes defended.

2007 (16/0, 3/0 – San Diego)

- ★ Played in all 16 games, totaling 11 tackles, one pass defended and eight special teams tackles.

2006 (14/0, 1/0 – San Diego)

- ★ Played in 14 games, finishing with 12 tackles, one pass defended, one fumble recovery and eight special teams tackles.

- ★ Began his rookie season on the practice squad before being signed to the 53-man roster in early September.

- ★ Had three special teams tackles vs. St. Louis (10/29) and vs. Denver (12/10).

COLLEGE

- ★ Four-year starter at Syracuse, spending three seasons at cornerback and his junior season at wide receiver.

- ★ Ranks third in school history with 40 career passes defended, including a school-record six vs. North Carolina in 2002.

- ★ Registered 168 tackles, six interceptions and two forced fumbles over his career.

- ★ Had five career blocked kicks, tied for second all-time in school history.

- ★ Named to Freshmen All-America and All-Big East teams after leading the nation with 21 passes defended as a freshman.

PERSONAL

- ★ Born in Brooklyn, N.Y and was named Newsday and New York Daily News All-City WR at Curtis High School in Staten Island, N.Y.

- ★ Won the Al Fabbri Award as Staten Island's best player.

- ★ Rushed for a borough-record 2,060 yards as a senior and finished high school career with 51 touchdowns, 184 tackles and five interceptions.

- ★ Majored in finance and marketing.


★ ★ ★ ★ ★ **STEVE GREGORY** ★ ★ ★ ★ ★

Pos: S Ht: 5-11 Wt: 200 Year: 7th Acq: UFA (SD)-12 College: Syracuse Born: 1/8/83

REGULAR SEASON		TACKLES					INTERCEPTIONS					MISCELLANEOUS						
Year	Team	G/S	TT	UT	A	S	Yds	No	Yds	Avg	Lg	TD	PD	FF	FR	Yds	TD	SpT
2006	Chargers	14/0	12	8	4	0.0	0.0	0	0	0.0	0	0	1	0	1	0	0	8
2007	Chargers	16/0	11	10	1	0.0	0.0	0	0	0.0	0	0	1	0	0	0	0	8
2008	Chargers	15/3	36	31	5	0.0	0.0	0	0	0.0	0	0	4	0	0	0	0	4
2009	Chargers	16/6	71	58	13	2.0	13.0	1	13	13.0	13	0	6	0	2	0	0	3
2010	Chargers	9/9	44	34	10	0.0	0.0	2	41	20.5	41	0	2	0	0	0	0	2
2011	Chargers	15/13	67	56	11	0.0	0.0	1	26	26.0	26t	1	3	0	0	0	0	2
2012	Patriots	12/12	55	34	21	0.0	0.0	3	50	16.7	36	0	5	2	2	30	1	0
Totals - 7 Years		97/43	296	231	65	2.0	13.0	7	130	18.6	41	1	22	1	5	30	0	27

POSTSEASON		TACKLES					INTERCEPTIONS					MISCELLANEOUS						
Year	Team	G/S	TT	UT	A	S	Yds	No	Yds	Avg	Lg	TD	PD	FF	FR	Yds	TD	SpT
2006	Chargers	1/0	0	0	0	0.0	0.0	0	0	0.0	0	0	0	0	0	0	0	0
2007	Chargers	3/0	0	0	0	0.0	0.0	0	0	0.0	0	0	0	0	0	0	0	0
2008	Chargers	2/1	6	3	3	0.0	0.0	0	0	0.0	0	0	1	0	0	0	0	0
2009	Chargers	1/0	2	2	0	0.0	0.0	0	0	0.0	0	0	2	0	0	0	0	0
2012	Patriots	2/2	12	7	5	0.0	0.0	0	0	0.0	0	0	1	0	0	0	0	0
Totals - 5 Years		9/3	20	12	8	0.0	0.0	0	0	0.0	0	0	4	0	0	0	0	0





Rob GRONKOWSKI

87

HT: 6-6 WT: 265
Born: 5/14/1989

Exp. (NFL Patriots): 3/3

GP/GS (Playoffs): 43/38 (5/5) Acq: D2a-10 (42nd)

College: Arizona Hometown: Pittsburgh, Pa.

PRO BOWLS

★ ★ ★ TIGHT END ★ ★ ★



CAREER TRANSACTIONS

Rob Gronkowski was drafted by the New England Patriots in the second round (42nd overall) of the 2010 NFL Draft.


CAREER HIGHLIGHTS

- ★ Set an NFL record for receiving yards by a tight end in a single season with 1,327 in 2011.
- ★ Set the NFL all-time record for touchdowns by a tight end in a single season, finishing with 18 (17 receiving, 1 rushing).
- ★ Named NFL All-Pro in 2011 and earned his first Pro Bowl selection.
- ★ Finished his rookie season with 10 receiving touchdowns, establishing a record for most touchdown catches by a tight end in Patriots history and most touchdown receptions by a Patriots rookie. Only Mike Ditka (12) had more touchdowns as a rookie tight end in NFL history than Gronkowski's 10.
- ★ Named to the *USA Today* All-Joe Team in 2010.

SEASONAL REVIEWS

2012 (11/11, 1/1)

- ★ Earned Pro Bowl honors for the second consecutive season.
- ★ Placed on Injured Reserve with an arm injury on Jan. 17, 2013.
- ★ Returned from injury after missing five games to start in the regular-season finale vs. Miami (12/30) and caught two passes for 42 yards (21.0 avg) and his 11 touchdown of the season.
- ★ Inactive due to injury at Jacksonville (12/23), vs. San Francisco (12/16), vs. Houston (12/10), at Miami (12/2) and at N.Y. Jets (11/22).
- ★ Became the first tight end in NFL history with three straight 10-plus touchdown seasons after catching two TDs in the win vs. Indianapolis (11/18). Caught seven passes for 137 yards (19.6 avg) and two scores for the 12th game of his career with two or more touchdown receptions in a game and his third time doing so in 2012. Left in the fourth quarter with an arm injury.
- ★ Caught three passes for 31 yards (10.3 avg) and a touchdown in win vs. Buffalo (11/11). Now has at least one touchdown in each of his six career regular season games against the Bills, totaling nine scores.
- ★ Had his most productive game of the season with eight receptions for 146 yards (18.3 avg) and two touchdowns in the win at St. Louis (10/28).
- ★ Caught six passes for 78 yards (13.0 avg) and two touchdowns in overtime win vs. N.Y. Jets, marking the first game this season and 10th game of his career with two or more touchdowns.
- ★ Started and caught five passes for 104 yards (20.8 avg) and the go-ahead touchdown at the beginning of the fourth quarter in the win at Buffalo (9/30).
- ★ Started and caught six passes for 75 yards (12.5 avg.) and a touchdown vs. Arizona (9/16).
- ★ Started and caught six passes for 60 yards (10.0 avg.) and a touchdown in the season-opening win at Tennessee (9/9).



EXTRA POINTS

- ★ Rob and his older brothers Chris (DAL, IND, DEN) and Dan (DET, DEN, NE, CLE) are one of just nine other families to ever have at least three brothers playing in the NFL at the same time.
- ★ Rob and brother Dan were the first brother tight end tandem and only the fourth set of brothers to be on the Patriots active roster together in 2011.
- ★ His father, Gordon, lettered as an offensive guard at Syracuse (1977-81) and his great-grandfather, Ignatius Gronkowski, was a member of the 1924 U.S. Olympic cycling team in Paris.

2011 (16/16, 3/3)

- ★ Started all 16 games, setting NFL tight end records for receiving yards (1,327), receiving touchdowns (17) and total touchdowns (18).
- ★ Started all three playoff games including Super Bowl XLVI and caught 17 passes for 258 yards and three touchdowns.
- ★ Earned several prestigious accolades including Associated Press: First Team All-Pro, *Sports Illustrated* All-Pro, *ProFootball Weekly* All-NFL Team, *The Sporting News* All-Pro, AFC Pro Bowl starter and was named AFC Offensive Player of the Week (Wk. 14 vs. Washington).
- ★ Caught five passes for 87 yards (17.4 avg.) in a start in the AFC Championship game vs. Baltimore (1/22).
- ★ Started at tight end and tied an NFL record with three postseason touchdown catches in the Divisional playoff game vs. Denver (1/14). Registered the Patriots 15th postseason 100-yard receiving game with 145 yards on 10 receptions.
- ★ Set the NFL all-time record for receiving touchdowns by a tight end in a single season and earned AFC Offensive Player of the Week by catching six passes for a career-high 160 yards (26.7 avg.) and two touchdowns at Washington (12/11).
- ★ Joined Dallas Clark, Jimmy Graham, Tony Gonzalez and Todd Christiansen, as the only tight ends in NFL history with 90-plus receptions, 1,000-plus yards and 10-plus touchdown receptions in a single season when he caught 90 passes for 1,327 yards and 17 touchdowns.
- ★ Became the first Patriots tight end to ever score a rushing touchdown and the first in the NFL since Tennessee's Bo Scaife in 2006. He is the first tight end since the 1970 merger to have two receiving touchdowns and a rushing touchdown in the same game.
- ★ Scored 10 or more touchdowns in back-to-back seasons (10 in 2010; 18 in 2011). Became the second tight end ever to have back to back 10-plus touchdown seasons, joining Antonio Gates (2004-05).
- ★ Accumulated five 100-yard receiving games.
- ★ Led the AFC in scoring among non-kickers with 108



★ ★ NFL SINGLE SEASON TE RECORDS ★ ★

RECEIVING YARDS

Player	Yards	Year
Rob Gronkowski	1,327	2011
Jimmy Graham (NO)	1,310	2011
Kellen Winslow (SD)	1,290	1980
Tony Gonzalez (KC)	1,258	2004
Todd Christiansen (OAK)	1,247	1983
Jackie Smith (STL)	1,205	1967
Tony Gonzalez (KC)	1,203	2000
Pete Retzlaff (PHI)	1,190	1965
Ben Coates (NE)	1,174	1994

TOTAL TOUCHDOWNS

Player	Team	Year	Touchdowns
Rob Gronkowski	NE	2011	18 (17 pass, 1 rush)
Vernon Davis	SF	2009	13 (13 pass)
Antonio Gates	SD	2004	13 (13 pass)

TOUCHDOWN RECEPTIONS

Player	Team	Year	Touchdowns
Rob Gronkowski	NE	2011	17
Vernon Davis	SF	2009	13
Antonio Gates	SD	2004	13

TOUCHDOWN RECEPTIONS BY A PATRIOTS TIGHT END

Player	Year	Touchdowns
Rob Gronkowski	2011	17
Rob Gronkowski	2010	10
Ben Coates	1996	9
Ben Coates	1997	8
Ben Coates	1993	8
Russ Francis	1980	8

RECEIVING YARDS BY A PATRIOTS TIGHT END

Player	Yards	Year
Rob Gronkowski	1,327	2011
Ben Coates	1,174	1994
Ben Coates	915	1995
Aaron Hernandez	910	2011
Marv Cook	808	1991
Don Hasselbeck	808	1981

MOST GAMES WITH 2+ TD RECEPTIONS/SEASON

8	Randy Moss (Patriots)	2007
7	Rob Gronkowski (Patriots)	2011
7	Cris Carter (Minnesota)	1995
7	Jerry Rice (San Francisco)	1987

points. Finished second in the NFL behind Philadelphia's LeSean McCoy's 120 points. It is the first time in NFL history a tight end has led his conference in points scored.

★ Scored two or more touchdowns in seven games. The seven games with two or more touchdowns is an NFL record for a tight end. Antonio Gates (San Diego in 2004) and Jerry Smith (Washington in 1967) each had four two-touchdown games.

★ Recorded the 13th season in NFL history by a tight end with at least 90 receptions.

★ Strung together a team record six consecutive games with at least one TD.

2010 (16/11, 1/1)

★ Played in 16 games with 11 starts and finished the season with 42 receptions for 546 yards and 10 touchdowns.

★ Had 10 receiving touchdowns to establish a record for most touchdown catches by a tight end in Patriots history and most touchdown receptions by a Patriots rookie. His 10 touchdowns rank second in NFL history for touchdowns by

★ ★ ★ ROOKIE TE RECORDS ★ ★ ★

Gronkowski finished 2010 with 10 touchdowns to establish a record for most touchdown catches by a rookie tight end in Patriots history. He became the first Patriots rookie to ever record three touchdowns in a game (at Pittsburgh, 11/14).

Gronkowski also set a Patriots rookie record for receiving touchdowns in a season.

MOST TOUCHDOWNS BY A PATRIOTS ROOKIE TIGHT END

PLAYER	TD RECEPTIONS	YEAR
Rob Gronkowski	10	2010
Aaron Hernandez	6	2010
Don Hasselbeck	4	1977
Russ Francis	4	1975

MOST TOUCHDOWNS BY AN NFL ROOKIE TIGHT END

PLAYER	TD RECEPTIONS	YEAR
Mike Ditka (Chicago)	12	1961
Rob Gronkowski	10	2010
Junior Miller (Atlanta)	9	1980
John Mackey (Baltimore)	7	1963
Raymond Chester (Oakland)	7	1970
Eric Green (Pittsburgh)	7	1990

MOST TOUCHDOWNS BY A ROOKIE PATRIOTS TIGHT END

PLAYER	TD RECEPTIONS	YEAR
Rob Gronkowski	10	2010
Ben Coates	9	1996

MOST TOUCHDOWNS BY A TIGHT END IN 2010

Rank	Player	TDs
1t.	Rob Gronkowski (NE)	10
1t.	Antonio Gates (San Diego)	10
1t.	Mercedes Lewis (JAC)	10
4	Jason Witten (DAL)	9
5	Vernon Davis (SF)	7
6t.	Aaron Hernandez (NE)	6
6t.	Tony Gonzalez (ATL)	6

a rookie tight end. Only Mike Ditka had more touchdowns as a rookie tight end (12).

★ Named to the *USA Today* All-Joe Team.

★ Became the fourth Patriots player all-time to record 10 or more touchdown receptions in a season, joining Randy Moss (three times), Stanley Morgan (twice) and Jim Colclough (once).

★ His 42 receptions were the second most receptions by a rookie tight end in Patriots history, trailing the 45 that fellow rookie tight end Aaron Hernandez set in 2010. His 546 receiving yards rank third all-time by a Patriots rookie tight end behind Russ Francis' 636 yards in 1975 and Hernandez's 563 yards in 2010.

★ Played in and started his first NFL game in the season opener vs. Cincinnati (9/12) and scored his first career touchdown on his first career catch, a 1-yard touchdown pass from Tom Brady in the fourth quarter.

★ Became the first Patriots rookie to catch three touchdown passes in a game at Pittsburgh (11/14). He finished with 72 yards on five catches, scoring on a 19-yard touchdown pass from Tom Brady in the first quarter, a 9-yard pass in the third quarter and a 25-yarder in the fourth quarter against the Steelers.

★ Posted his second multiple-touchdown game of his career with two touchdowns at Buffalo (12/26).

★ Registered his first 100-yard receiving game vs. Miami (1/2), totaling a career-high 102 yards on six receptions, including a career-long 28-yard reception.

COLLEGE

★ Gronkowski became the Wildcats' most dangerous



★★★ HONORS & AWARDS ★★★

2012

AFC Pro Bowl

2011

AFC Pro Bowl

Associated Press All-Pro

Pro Football Weekly All-NFL Team

Sporting News All-Pro

Sports Illustrated All-Pro

AFC Offensive Player of the Week (Wk 14)

2010

USA Today All-Joe Team

Pepsi Rookie Player of the Week (Wk. 14 at Chicago)

Pepsi Rookie Player of the Week (Wk. 17 vs. Miami)

weapon during his short time at Arizona.

★ In just 22 games at Arizona, he shattered all of the school's receiving records for tight ends, including career, season and game marks.

★ In two seasons at Arizona, Gronkowski registered more receptions, receiving yards, and touchdown catches than any other tight end in school history.

★ His 75 receptions and 1,197 yards surpassed previous career records held by Mark Keel.

★ Honors and Awards (2009): Named to the Watch Lists for the Maxwell Award (nation's most outstanding player), John Mackey Award (nation's most outstanding tight end), and the Rotary Lombardi Award.

★ Missed the entire 2009 season after undergoing back surgery.

★ Honors and Awards (2008): First-team All-Pac-10 Conference choice by the league's coaches and media, adding third-team All-American honors from the Associated Press. Named to the Watch List for the John Mackey Award, given annually to the nation's most outstanding tight end. Selected John Mackey Tight End of the Week twice (vs. Washington, at Oregon).

★ Set new season records for Arizona tight ends in receptions, receiving yards, and touchdowns as a sophomore.

★ Honors and Awards (2007): Freshman All-American selection by *The Sporting News* and Rivals.com in 2007, TSN freshman All-Pac-10 Conference and honorable

★★★ FASTEST TO 20 TDs ★★★

Gronkowski reached 20 career touchdowns faster than any tight end in NFL history (26 games) with a two-TD performance vs. Kansas City (11/21/11). Pro Football Hall of Fame TE Mike Ditka previously held the record, achieving the feat in 31 games.

★★★ 100-YARD GAMES ★★★

REGULAR SEASON 100-YARD GAMES (9)

DATE	OPPONENT	NO.	YDS	AVG.	LG	TD
1/2/11	vs. Miami	6	102	17.0	28	1
9/25/11	at Buffalo	7	109	15.6	29	2
11/6/11	vs. N.Y. Giants	8	101	12.6	27	1
11/13/11	at N.Y. Jets	8	113	13.1	23	2
12/11/11	at Washington	6	160	26.7	50	2
1/1/12	vs. Buffalo	8	108	13.5	22	2
9/30/12	at Buffalo	5	104	20.8	41	1
10/28/12	at St. Louis	8	146	18.3	32	2
11/18/12	vs. Indianapolis	7	137	19.6	36	2

★★★ PATRIOTS RECORDS ★★★

Gronkowski caught 17 touchdowns in 2011, giving him 27 career TD catches. His touchdown reception total in 2011 is second most in team history. In just two-plus seasons, Gronkowski has moved into second place on the Patriots all-time list among tight ends.

RECEIVING TOUCHDOWNS (Career)

Player	Touchdowns	Seasons
Ben Coates	50	1991-99 (9)
Rob Gronkowski	37	2010-12 (2+)
Russ Francis	28	1975-80 (6)
Benjamin Watson	20	2004-09 (6)
Daniel Graham	17	2002-06 (5)
Jim Whalen	17	1965-69 (5)

Gronkowski's 17 touchdown receptions in 2011 were second most in Patriots history behind Randy Moss' 23 in 2007.

TOUCHDOWN RECEPTIONS (Single Seasons)

Player	Year	Touchdowns
Randy Moss	2007	23
Rob Gronkowski	2011	17
Randy Moss	2009	13
Stanley Morgan	1979	12
Randy Moss	2008	11

mention All-Pac-10 from the league's coaches.

PERSONAL

★ Born May 14, 1989, the son of Diane and Gordon Gronkowski.

★ Has four brothers, Gordie, Dan, Chris, and Glenn.

★ His father Gordon owns a string of national fitness retail outlets and lettered as an offensive guard at Syracuse (1977-81).

★ Athleticism runs in the family, as brother Gordie was selected in the 49th-round of the 2006 Major League Baseball draft by the Los Angeles Angels.

★ Dan played briefly for the Patriots in 2011 and currently plays tight end for Cleveland after a successful four-year career at Maryland (2005-08).

★ Chris, was a teammate of Dan's at Maryland before transferring to Arizona, where he was Rob's teammate, playing H-Back for the Wildcats (2008-09). He currently plays for the Denver Broncos.

★ His great-grandfather, Ignatius Gronkowski, was a member of the 1924 U.S. Olympic cycling team in Paris.

★ Attended Williamsville North High School (Williamsville, N.Y.) for three years before moving to Pennsylvania and enrolling at Woodland Hills High School (Pittsburgh, PA), where he played tight end and defensive end.

★ Earned University of Arizona Student-Athlete of the Month honors for April, 2008 as a Pre-Business major.

★★★ RECORD PRODUCTION ★★★

In 2011, Rob Gronkowski joined Dallas Clark, Jimmy Graham, Tony Gonzalez and Todd Christensen, as the only tight ends in NFL history with 90-plus receptions, 1,000-plus yards and 10-plus touchdown receptions in a single season.

TIGHT ENDS WITH 90-PLUS RECEPTIONS, 1000-PLUS YARDS AND 10-PLUS TOUCHDOWNS IN A SEASON

PLAYER	RECEPTIONS	YARDS	TDs	YEAR
Rob Gronkowski	90	1,327	17	2011
Jimmy Graham	99	1,310	11	2011
Dallas Clark	100	1,106	10	2009
Tony Gonzalez	96	1,058	10	2008
Todd Christensen	92	1,247	12	1983



★ ★ ★ ★ ★ **ROB GRONKOWSKI** ★ ★ ★ ★ ★

Pos: TE Ht: 6-6 Wt: 265 Year: 3rd Acq: D2a-10 (42nd) College: Arizona Born: 5/14/89

REGULAR SEASON		RECEIVING					
Year	Team	G/S	Rec	Yds	Avg	Lg	TD
2010	Patriots	16/11	42	546	13.0	28	10
2011	Patriots	16/16	90	1,327	14.7	52t	17
2012	Patriots	11/11	55	790	14.4	41	11
Totals - 3 Years		43/38	187	2,663	14.2	52t	38

POSTSEASON		RECEIVING					
Year	Team	G/S	Rec	Yds	Avg	Lg	TD
2010	Patriots	1/1	4	65	16.3	37	0
2011	Patriots	3/3	17	258	15.2	28	3
Totals - 2 Years		4/4	21	323	15.4	37	3

Additional Statistics: 2011 (2-yard rushing touchdown)

★ ★ ★ ★ ★ **GRONKOWSKI'S CAREER GAME-BY-GAME** ★ ★ ★ ★ ★

2010	Opponent	P/S	No	Yds	Avg	Lg	TD	2011	Opponent	P/S	No	Yds	Avg	Lg	TD
09/12	Cincinnati	S	1	1	1.0	1	1	09/12	at Miami	S	6	86	14.3	24	1
09/19	at N.Y. Jets	p	1	14	14.0	14	0	09/18	San Diego	S	4	86	21.5	30	2
09/26	Buffalo	p	3	43	14.3	21	1	09/25	at Buffalo	S	7	109	15.6	29	2
10/04	at Miami	S	1	4	4.0	4	0	10/02	at Oakland	S	1	15	15.0	15	0
10/17	Baltimore	S	1	24	24.0	24	0	10/09	N.Y. Jets	S	4	31	7.8	17	0
10/24	at San Diego	S	2	10	5.0	9	1	10/16	Dallas	S	7	74	10.6	20	0
10/31	Minnesota	p	1	5	5.0	5	0	10/30	at Pittsburgh	S	7	94	13.4	23	0
11/07	at Cleveland	S	4	47	11.8	22	0	11/06	N.Y. Giants	S	8	101	12.6	27	1
11/14	at Pittsburgh	S	5	72	14.4	25t	3	11/13	at N.Y. Jets	S	8	113	14.1	23	2
11/21	Indianapolis	S	1	25	25.0	25	0	11/21	Kansas City	S	4	96	24.0	52t	2
11/25	at Detroit	S	5	65	13.0	26	0	11/27	at Philadelphia	S	4	59	14.8	24t	1
12/06	N.Y. Jets	p	1	12	12.0	12	0	12/04	Indianapolis	S	5	64	12.8	21t	2
12/12	at Chicago	p	5	43	8.6	15	1	12/11	at Washington	S	6	160	26.7	50	2
12/19	Green Bay	S	1	25	25.0	25	0	12/18	at Denver	S	4	53	13.3	38	0
12/26	at Buffalo	S	4	54	13.5	23	2	12/24	Miami	S	7	78	11.1	22	0
01/02	Miami	S	6	102	17.0	28	1	01/01	Buffalo	S	8	108	13.5	22	2
2010 Totals		16/11	42	546	13.0	28	10	2011 Totals		16/16	90	1,327	14.7	52t	17
01/16	N.Y. Jets	S	4	65	16.3	37	0	01/14	Denver	S	10	145	14.5	28	3
2010 Postseason		1/1	4	65	16.3	37	0	01/22	Baltimore	S	5	87	17.4	23	0
								02/05	N.Y. Giants	S	2	26	13.0	20	0
								2011 Postseason		3/3	17	258	15.2	28	3



Brad HERMAN

HT: 6-5 WT: 255
Born: 12/29/1989
Exp. (NFL/Patriots): Rookie Acq: FA-12
College: Iowa Hometown: Metamora, Ill.

★ ★ ★ **TIGHT END** ★ ★ ★

CAREER TRANSACTIONS

Brad Herman was signed by the New England Patriots as a rookie free agent on May 10, 2012.

SEASONAL REVIEWS

2012 (0/0)

★ Placed on Injured Reserve with an Achilles injury on June 12, 2012.

COLLEGE

★ Played in 12 games with three starts, finishing with eight catches for 95 yards and two touchdowns as a senior.

★ Played in all 13 games as a junior, tallying 9 catches for 154 yards and four special teams tackles.

★ Appeared in four games as a sophomore, catching one pass for three yards.

★ Appeared in six games as a freshman.

PERSONAL

★ Born Dec. 29, 1989.

★ Majored in communication studies; three-year member of academic honor roll.

★ Son of Scott and Lisa Herman.





Aaron HERNANDEZ

81

HT: 6-1 WT: 245
Born: 11/6/1989

Exp. (NFL/Patriots): 3/3
GP/GS (Playoffs): 38/29 (5/4) Acq: D4-10 (113th)
College: Florida Hometown: Bristol, Conn.

★ ★ ★ TIGHT END ★ ★ ★

CAREER TRANSACTIONS

Aaron Hernandez was drafted by the New England Patriots in the fourth round (113th overall) of the 2010 NFL Draft.

CAREER HIGHLIGHTS

- ★ His 45 receptions in 2010 set a franchise record for most receptions by a rookie tight end, passing Greg Baty's previous rookie tight end record of 37 receptions in 1986.
- ★ His 563 receiving yards in 2010 rank second all-time by a Patriots rookie tight end behind Russ Francis (636 yards in 1975).

SEASONAL REVIEWS

2012 (9/9, 2/2)

- ★ Totaled a career playoff high nine receptions for 83 yards (9.2 avg) in the AFC Championship vs. Baltimore (1/20).
- ★ Caught six passes for a postseason career high 85 yards (14.2 avg) including a career-playoff long 40-yard reception in the Divisional Playoff win vs. Houston (1/13).
- ★ Caught a career-high 10 passes for 92 yards (9.2 avg) and a touchdown in the loss vs. San Francisco (12/16).
- ★ Caught eight passes for the second straight week for 58 yards (7.3 avg) and two touchdowns in the win over Houston (12/10).
- ★ Compiled season highs with eight receptions and 97 yards (12.1 avg) in the win at Miami (12/2).
- ★ Returned to starting lineup to catch two passes for 36 yards (18.0 avg) at N.Y. Jets (11/22).
- ★ Returned after missing three games due to injury at Seattle (10/14) to catch six passes for 30 yards (5.0 avg) and a touchdown.
- ★ Was inactive due to injury vs. Indianapolis (11/18), vs. Buffalo (11/11), at St. Louis (10/28), vs. Denver (10/7), at Buffalo (9/30) and at Baltimore (9/23).
- ★ Started at tight end vs. Arizona (9/16) and left on the team's second offensive series with an ankle injury.
- ★ Started and caught six passes for 59 yards (9.8 avg) and a touchdown in the season-opening with at Tennessee (9/9). Also rushed once for five yards.

2011 (14/12, 3/2)

- ★ Played in 14 games with 12 starts and caught 79 passes for 910 yards and seven touchdowns. Also rushed five times for 45 yards.
- ★ Missed two games due to injury.
- ★ Played in all three postseason games, starting two and totaled 19 receptions for 188 yards and two touchdowns. Also rushed eight times for 70 yards.
- ★ Set a career high with 9 receptions for 129 yards and one touchdown, including a season-long 46-yard reception, at Denver (12/18). Also added a 16-yard rush.
- ★ Caught an 8-yard game-winning touchdown pass from Tom Brady with less than 30 seconds to go in a 20-16 win vs. Dallas (10/16).



EXTRA POINTS

- ★ Hernandez grew up a Patriots fan in Bristol, Conn. Drew Bledsoe was his favorite player as a child.
- ★ Aaron's AAU basketball team (2004-2006) was coached by current UConn Women's Basketball coach and Hall of Famer Geno Auriemma.

★ Rushed five times for 61 yards in the AFC Divisional playoff vs. Denver (1/14) including a career long 43-yard run in the first quarter. It was the highest rushing output by a tight end in Patriots history, besting the 26 yards that Hernandez had rushing vs. Buffalo in the 2011 regular-season finale (1/1/12) and is tied for the ninth highest rushing total by a tight end in NFL history and the highest ever in a postseason game.

★ Set career playoff highs in receptions (8) and receiving yards (67) and caught a touchdown vs. the N.Y. Giants in Super Bowl XLVI (2/5).

2010 (14/7, 1/1)

- ★ Played in 14 games with seven starts and also started in the postseason game vs. N.Y. Jets (1/16). Missed the last two games of the regular season due to injury.
- ★ Finished the season with 45 receptions for 563 receiving yards and six touchdowns and rushed for 47 yards on three carries. His 45 receptions set a franchise record for most receptions by a rookie tight end, passing Greg Baty's previous rookie tight end record of 37 receptions in 1986. His 563 receiving yards rank second all-time by a Patriots rookie tight end behind Russ Francis (636 yards in 1975).
- ★ Had nine receptions of 20 yards or more, including two receptions of 40 yards or more.
- ★ Played in and started his first NFL game in the season opener vs. Cincinnati (9/12), making the first reception of his career, a 45-yard catch from Tom Brady early in the game (9/12).
- ★ Recorded his first 100-yard receiving game at N.Y. Jets (9/19) and led the team with 101 receiving yards on six catches, including a 46-yard reception from Tom Brady in the second quarter against the Jets, which marked his second game in a row with a catch of 40-plus yards.
- ★ Set the record for the longest run by a tight end in Patriots history with a 13-yard run vs. Buffalo (9/26) and then broke his own record with an 18-yard run vs. Baltimore (10/14).
- ★ Recorded his first two NFL touchdowns at Cleveland (11/7). He scored his first NFL touchdown on a 2-yard reception in the second quarter and then had a 1-yard touchdown in the fourth quarter.
- ★ Recorded his first career pass defended at Pittsburgh (11/14).
- ★ Recorded his second two-touchdown game of the season



★ ★ ★ **TE TANDEM RECORDS** ★ ★ ★

Ron Gronkowski (90) and Aaron Hernandez (79) combined for 169 receptions in 2011, the most by a pair of tight ends in the same season in NFL history. Jason Witten (94) and Martellus Bennett (33) combined for 127 in 2010 with Dallas for the second most. Their combined yardage total of 2,237 in 2011 is the most by any tight end pair in NFL history.

Most Receptions by Tight Ends, NFL History

Year	Player	Receptions
2011	Patriots	169
1984	San Diego	163
2005	Tennessee	149

Most Receiving Yards by Tight Ends, NFL History

Year	Player	Yards
2011	Patriots	2,237
1984	San Diego	1,927
1983	San Diego	1,886

vs. Green Bay (12/19), catching a two-yard touchdown pass from Tom Brady in the second quarter following Dan Connolly's 71-yard kickoff return, and a 10-yard touchdown pass to put the Patriots ahead 31-27 with 7:19 left.

COLLEGE

★ Started 27-of-40 games at Florida, catching 111 passes for 1,382 yards (12.45 ypc) and 12 touchdowns. He also recovered an on-side kickoff.

★ His 111 receptions set the school career-record for tight ends.

★ The 2009 consensus All-American and unanimous All-Southeastern Conference first-team selection became the first player in league history to receive the John Mackey Award, given to the nation's top tight end.

★ His 68 catches in 2009 broke the Florida tight end season-record of 55 grabs by Kirk Kirkpatrick in 1990 and his 850 aerial yards in 2009 topped Kirkpatrick's previous UF tight end annual mark of 770 yards in 1990.

★ The only other tight end to lead Florida in receptions for a season outside of Hernandez and Kirkpatrick was Ben Troupe in 2003 (39 catches), but Troupe shared that lead with receiver Kelvin Kight that campaign.

★ Nine receptions vs. Cincinnati in the 2010 Sugar Bowl.

★ As a junior, became the third tight end in school history to lead the team in receptions, as he also led the nation's tight ends with 68 grabs, finishing second on the team with 850 yards (12.5 ypc), as five of his catches were good for touchdowns.

★ Honors and Awards (2008): Sophomore All-American honorable mention by *College Football News*, All-Southeastern Conference second-team selection by *The NFL Draft Report*.

★ ★ ★ **TE TANDEM RECORDS** ★ ★ ★

Gronkowski (17) and Hernandez (7) combined for 24 touchdown receptions in 2011. In 2010, Gronkowski had 10 touchdown catches, while Hernandez had six. It is the first time in NFL history a tight end tandem has had five or more touchdowns in consecutive seasons.

★ ★ ★ **FRANCHISE RECORDS** ★ ★ ★

Most Receiving Yards by a Patriots Tight End

Player	Yards	Year
Rob Gronkowski	1,327	2011
Ben Coates	1,174	1994
Ben Coates	915	1995
Aaron Hernandez	910	2011
Marv Cook	808	1991
Don Hasselbeck	808	1981

Most Receptions by a Patriots Tight End

Player	Rec.	Year
Ben Coates	96	1994
Rob Gronkowski	90	2011
Ben Coates	84	1995
Marv Cook	82	1991
Aaron Hernandez	79	2011

★ Honors and Awards (2007): Freshman All-American honorable mention by *College Football News*, SEC Fall Academic Honor Roll recognition.

PERSONAL

★ Born Nov. 6, 1989, the son of Terri and the late Dennis Hernandez.

★ Attended Bristol (Conn.) Central High School and established a national high school record for yards receiving per game (180.7)

★ The two-time all-conference selection was named the *Hartford Courant* Player of the Year and earned first-team all-state honors after leading his team to the 2006 Central Connecticut Conference Southern Division Championship.

★ That year, he set Connecticut state records for receiving yards (1,807) and touchdown catches (24) in a season.

★ Also set a state record for most receiving yards in a game with 376 on nine catches, which rated as the seventh-best game total in national high school history, and tied a state record for career touchdown receptions with 31.

★ The tight end was also a standout performer on defense.

★ After his final season, he played for the East team in the U.S. Army All-American Bowl.

★ In addition to his gridiron exploits, he also lettered in basketball.

★ Social & behavioral sciences major.

★ **HERNANDEZ LEARNS FROM HIS BROTHER** ★

The relationship between Aaron Hernandez and his older brother D.J. has taken on many roles over the years: sibling, teammate, role model and surrogate father. They played high school football together – D.J. the star senior quarterback and Aaron, the athletic but not quite ready freshman. When their father passed away when Aaron was 17, he relied on his brother even more.

"I just followed my brother's footsteps," he told the Providence Journal. "I just tried to follow his work ethic because he did everything the right way. He was always successful."

D.J., now a graduate assistant at the University of Miami (Fla.), has tried to instill hard work and perseverance in his younger brother.



★ ★ ★ ★ ★ **AARON HERNANDEZ** ★ ★ ★ ★ ★

Pos: TE Ht: 6-1 Wt: 245 Year: 3rd Acq: D4-10 (113th) College: Florida Born: 11/6/89

REGULAR SEASON		RECEIVING						RUSHING				
Year	Team	G/S	Rec	Yds	Avg	Lg	TD	NO	Yds	Avg	Lg	TD
2010	Patriots	14/7	45	563	12.5	46	6	3	47	15.7	18	0
2011	Patriots	14/12	79	910	11.5	46	7	5	45	9.0	19	0
2012	Patriots	10/10	51	483	8.8	31	5	1	5	5.0	5	0
Totals - 3 Years		38/29	175	1,956	11.2	46	18	8	92	11.5	19	0


Additional Statistics: Pass defended (11/14/10 at Pittsburgh)

POSTSEASON		RECEIVING						RUSHING				
Year	Team	G/S	Rec	Yds	Avg	Lg	TD	NO	Yds	Avg	Lg	TD
2010	Patriots	1/1	1	4	4.0	4	0	0	0	0.0	0	0
2011	Patriots	3/3	19	188	9.9	20	2	8	70	8.8	43	0
2012	Patriots	2/2	15	168	11.2	40	0	1	6	6.0	6	0
Totals - 3 Years		6/5	35	277	10.7	40	2	9	76	8.4	43	0

★ ★ ★ ★ ★ **HERNANDEZ'S CAREER GAME-BY-GAME** ★ ★ ★ ★ ★

2010	Opponent	P/S	Receiving					Rushing				
			No	Yds	Avg	Lg	TD	No	Yds	Avg	Lg	TD
09/12	Cincinnati	S	1	45	45.0	45	0	0	0	0.0	0	0
09/19 at	N.Y. Jets	S	6	101	16.8	46	0	0	0	0.0	0	0
09/26	Buffalo	S	6	65	10.8	25	0	1	13	13.0	13	0
10/04 at	Miami	p	5	29	5.8	10	0	0	0	0.0	0	0
10/17	Baltimore	S	4	61	15.3	30	0	1	18	18.0	18	0
10/24 at	San Diego	S	5	54	10.8	24	0	0	0	0.0	0	0
10/31	Minnesota	S	2	33	16.5	27	0	0	0	0.0	0	0
11/07 at	Cleveland	p	5	48	9.6	22	2	0	0	0.0	0	0
11/14 at	Pittsburgh	p	0	0	0.0	0	0	0	0	0.0	0	0
11/21	Indianapolis	p	1	8	8.0	8t	1	0	0	0.0	0	0
11/25 at	Detroit	p	1	18	18.0	18	0	0	0	0.0	0	0
12/06	N.Y. Jets	S	3	51	17.0	35	1	0	0	0.0	0	0
12/12 at	Chicago	p	2	19	9.5	14	0	0	0	0.0	0	0
12/19	Green Bay	p	4	31	7.8	13	2	1	16	16.0	16	0
12/26 at	Buffalo			Inactive					Inactive			
01/02	Miami			Inactive					Inactive			
2010 Totals		14/7	45	563	12.5	46	6	3	47	15.7	18	0
01/16	N.Y. Jets	S	1	4	4.0	4	0	0	0	0.0	0	0
2010 Postseason		1/1	1	4	4.0	4	0	0	0	0.0	0	0
2011	Opponent	P/S	Receiving					Rushing				
			No	Yds	Avg	Lg	TD	No	Yds	Avg	Lg	TD
09/12 at	Miami	S	7	103	14.7	30	1	0	0	0.0	0	0
09/18	San Diego	S	7	62	8.9	16	1	0	0	0.0	0	0
09/25 at	Buffalo			Inactive					Inactive			
10/02 at	Oakland			Inactive					Inactive			
10/09	N.Y. Jets	S	5	56	11.2	21	0	0	0	0.0	18	0
10/16	Dallas	S	8	68	8.5	16	1	0	0	0.0	0	0
10/30 at	Pittsburgh	S	2	9	4.5	8	1	1	2	2.0	2	0
11/06	N.Y. Giants	p	4	35	8.8	15	1	0	0	0.0	0	0
11/13 at	N.Y. Jets	S	4	41	10.3	15	0	0	0	0.0	0	0
11/21	Kansas City	S	4	44	11.0	13	0	0	0	0.0	0	0
11/27 at	Philadelphia	p	6	62	10.3	18	0	0	0	0.0	0	0
12/04	Indianapolis	S	7	43	6.1	23	0	0	0	0.0	0	0
12/11 at	Washington	S	5	34	6.8	15	0	0	0	0.0	0	0
12/18 at	Denver	S	9	129	14.3	46	1	1	16	16.0	16	0
12/24	Miami	S	4	36	9.0	15	0	1	1	1.0	1	0
01/01	Buffalo	S	7	138	19.7	44	1	2	26	13.0	19	0
2011 Totals		14/12	79	910	11.5	46	6	5	45	9.0	19	0
01/16	Denver	S	4	55	13.8	20	1	5	61	12.2	43	0
01/22	Baltimore	S	7	66	9.4	17	0	3	9	3.0	9	0
02/05	N.Y. Giants	p	8	67	8.4	12t	1	0	0	0.0	0	0
2011 Postseason		3/2	19	188	9.9	20	2	8	70	8.8	43	0





Dont'a HIGHTOWER

54
 HT: 6-3 WT: 270
 Born: 3/12/1990 Exp. (NFL/Patriots): Rookie
 GP/GS (Playoffs): 14/13 (2/2) Acq: D1b-12 (25th)
 College: Alabama Hometown: Lewisburg, Tenn.

★ ★ ★ LINEBACKER ★ ★ ★

PRONOUNCED don-TAY

CAREER TRANSACTIONS

Dont'a Hightower was drafted by the New England Patriots in the first round (25th overall) of the 2012 NFL Draft.

SEASONAL REVIEWS

2012 (14/13, 2/2)

- ★ Earned the starting linebacker job out of training camp.
- ★ Finished with four tackles and a key third-quarter fumble recovery on the Patriots' goal line to preserve the shutout in the win vs. Miami (12/30).
- ★ Compiled seven tackles and a key third-down sack in the fourth quarter of the win at Jacksonville (12/23).
- ★ Tallied a career-high 10 tackles and defended one pass vs. San Francisco (12/16).
- ★ Made seven tackles in overtime win vs. N.Y. Jets (10/21) including one sack for seven yards.
- ★ Was inactive due to injury at Seattle (10/14) and vs. Denver (10/7).
- ★ Started and made two tackles including 1 sack for 0 yards before leaving with a hamstring injury at Buffalo (9/30).
- ★ Started at linebacker in his first NFL game and returned a fumble caused by a Chandler Jones strip-sack deep in

Tennessee territory six yards for a touchdown in the season-opening win at Tennessee (9/9). Also made five tackles including one for a loss.

COLLEGE

- ★ Was one of two true freshmen to start for the Crimson Tide in 2008 and earned Freshman All-American honors, as he finished fourth on the team with 64 tackles (26 solos) with 2.5 stops for loss, a pair of fumble recoveries and one forced fumble.
- ★ Granted a medical redshirt in 2009 after being limited to just four games due to a knee injury.
- ★ Hightower started 42-of-44 games at Alabama – 26 at weak-side linebacker and 16 at middle linebacker.
- ★ Recorded 234 tackles (101 solos), including five sacks for minus 30 yards, 21.0 stops for losses of 67 yards and 25 quarterback pressures. Also had a pair of forced fumbles, two fumble recoveries, seven pass deflections, a 29-yard interception return and a blocked kick.
- ★ A finalist for the Chuck Bednarik, Butkus and Lombardi Awards, Hightower was a consensus All-American and unanimous All-SEC first-team selection in 2011.

PERSONAL

- ★ General Studies major.
- ★ Born Qualin Dont'a Hightower on March 12, 1990.

★ ★ ★ ★ ★ DONT'A HIGHTOWER ★ ★ ★ ★ ★

Pos: LB Ht: 6-3 Wt: 270 Year: R Acq: D1b-12 (25th) College: Alabama Born: 3/12/90

REGULAR SEASON		TACKLES						INTERCEPTIONS					MISCELLANEOUS					
Year	Team	G/S	TT	UT	A	S	Yds	No	Yds	Avg	Lg	TD	PD	FF	FR	Yds	TD	SpT
2012	Patriots	14/13	75	51	24	4.0	21.0	0	0	0.0	0	0	3	0	2	6	1	0
Totals-	1 Year	14/13	75	51	24	4.0	21.0	0	0	0.0	0	0	3	0	2	6	1	0

POSTSEASON		TACKLES						INTERCEPTIONS					MISCELLANEOUS					
Year	Team	G/S	TT	UT	A	S	Yds	No	Yds	Avg	Lg	TD	PD	FF	FR	Yds	TD	SpT
2012	Patriots	2/2	6	4	2	0.0	0.0	0	0	0.0	0	0	0	0	0	0	0	0
Totals-	1 Year	2/2	6	4	2	0.0	0.0	0	0	0.0	0	0	0	0	0	0	0	0



Kyle
HIX

69

HT: 6-7 WT: 315
Born: 09/23/1988 Exp. (NFL/Patriots): 2/2
GP/GS (Playoffs): 0/0 (0/0) Acq: FA-11
College: Texas Hometown: Aledo, Texas

★ ★ ★ OFFENSIVE LINE ★ ★ ★

CAREER TRANSACTIONS

Kyle Hix was signed by New England as a rookie free agent on July 27, 2011.

SEASONAL REVIEWS

2012 (0/0)

★ Placed on Injured Reserve with a shoulder injury on Aug. 21, 2011.

2011 (0/0, 0/0)


★ Placed on Injured Reserve with a shoulder injury on Aug. 7, 2011.

COLLEGE

- ★ A four-year offensive lineman at Texas, who played in 51 games with 39 total starting assignments.
- ★ Started 28 games at right tackle and 11 at left tackle.
- ★ Helped Texas average 427.5 yards per game and 35.5 points per game during his three seasons as a starter.
- ★ Started as a sophomore and a junior at right tackle before moving to left tackle as a senior in 2010.
- ★ As a true freshman in 2007, played in all 13 games, including a start in the Holiday Bowl against Arizona State.

PERSONAL

- ★ Born Sept. 23, 1988 in Aledo, Texas.
- ★ In addition to football, played basketball and went to the regional finals in track for both shot put and discus.
- ★ Majored in corporate communications.



Michael
HOOMANAWANUI

47

HT: 6-4 WT: 263
Born: 7/4/1988 Exp. (NFL/Patriots): 3/1
GP/GS (Playoffs): 30/16 (2/0) Acq: FA-12
College: Illinois Hometown: Bloomington, Ill.

★ ★ ★ TIGHT END ★ ★ ★

PRONOUNCED Ho-oh-mah-nah-wah-noo-wee

CAREER TRANSACTIONS

Michael Hoomanawanui was signed by the New England Patriots as a free agent on Sept. 5, 2012 ... Originally drafted by St. Louis in the fifth round (132nd overall) of the 2010 NFL Draft ... Released by St. Louis (9/2/12).

SEASONAL REVIEWS

2012 (14/6, 2/0)

- ★ Plays mainly in a reserve tight end role and as a fullback on offense, starting in three tight end sets.
- ★ Started and caught one pass for a career-long 41 yards to help set up a Patriots touchdown in the loss vs. San Francisco (12/16).
- ★ Was inactive due to injury at Seattle (10/14) and vs. Denver (10/7).
- ★ Made his first start in a Patriots uniform in a three tight end set and caught one pass for four yards at Baltimore (9/23).

2011 (8/8 – St. Louis)

- ★ Played in eight games with three starts and recorded 13 catches for 146 yards and three touchdowns.
- ★ Limited to just eight games as a rookie due to various injuries throughout the year.
- ★ Made his NFL debut vs. Arizona (9/12).
- ★ Caught touchdown passes at Tampa Bay (10/24), vs. Atlanta (11/21) and at Denver (11/28).
- ★ Posted career-highs in catches and yards with four catches for 44 yards vs. Atlanta (11/21).

2011 (8/3 – St. Louis)

- ★ Played in eight games with three starts and recorded 13 catches for 146 yards and three touchdowns.
- ★ Limited to just eight games as a rookie due to various injuries throughout the year.
- ★ Made his NFL debut vs. Arizona (9/12).
- ★ Caught touchdown passes at Tampa Bay (10/24), vs. Atlanta (11/21) and at Denver (11/28).
- ★ Posted career-highs in catches and yards with four catches for 44 yards vs. Atlanta (11/21).



COLLEGE

- ★ Played in 38 games at Illinois, catching 40 passes for 490 yards and four touchdowns.
- ★ Named a 2009 Mackey Award Candidate.

PERSONAL


- ★ Named first-team all-state at tight end at Central Catholic High School (Bloomington, Ill.).
- ★ Father, Isy, played football at Illinois State.
- ★ Majored in sport management at Illinois.

★ ★ ★ ★ ★ MICHAEL HOOMANAWANUI ★ ★ ★ ★ ★

Pos: TE Ht: 6-4 Wt: 263 Year: 3rd Acq: FA-12 College: Illinois Born: 7/4/88

REGULAR SEASON			RECEIVING					RUSHING				
Year	Team	G/S	Rec	Yds	Avg	Lg	TD	NO	Yds	Avg	Lg	TD
2010	Rams	8/3	13	146	11.2	36t	3	0	0	0.0	0	0
2011	Rams	8/8	7	83	11.9	27	0	0	0	0.0	0	0
2012	Patriots	14/6	5	109	21.8	41	0	0	0	0.0	0	0
Totals - 3 Years		30/17	25	338	13.5	41	3	0	0	0.0	0	0

REGULAR SEASON			RECEIVING					RUSHING				
Year	Team	G/S	Rec	Yds	Avg	Lg	TD	NO	Yds	Avg	Lg	TD
2012	Patriots	2/0	0	0	0.0	0	0	0	0	0.0	0	0
Totals - 1 Year		2/0	0	0	0.0	0	0	0	0	0.0	0	0



Chandler JONES

95

HT: 6-5 WT: 260
 Born: 2/27/90 Exp. (NFL/Patriots): Rookie
 GP/GS (Playoffs): 14/13 (2/1) Acq: D1a-12 (21st)
 College: Syracuse Hometown: Endicott, N.Y.

CAREER TRANSACTIONS

Chandler Jones was drafted by the New England Patriots in the first round (21st overall) of the 2012 NFL Draft.

SEASONAL REVIEWS

2012 (14/13, 2/1)

- ★ Earned the starting job at right end out of training camp.
- ★ Was inactive due to injury at Miami (12/2) and at N.Y. Jets (11/22).
- ★ Sustained an ankle injury in the first quarter of Patriots win vs. Indianapolis (11/18) and did not return.
- ★ Picked up his sixth sack of the year, had four tackles and defended one pass in won at St. Louis (10/28).
- ★ Had a season-high nine tackles and the first two-sack game of his career, including a forced fumble that was recovered by the Patriots at Seattle (10/14).
- ★ Won NFL Rookie of the Month for September after finishing the month with 19 tackles, three sacks and two forced fumbles. Jones' three sacks were the most by a Patriots rookie through the first four games since 1993

(Chris Slade, 5). Joined Jerod Mayo (October of 2008) as the only Patriots to be named NFL Defensive Rookie of the Month.

- ★ Started and picked up six tackles including 1 sack for 5 yards in the win at Buffalo (9/30).
- ★ Started and registered five tackles vs. Arizona (9/16). Also forced a fumble in the second quarter that was recovered by Tavon Wilson.
- ★ Started at defensive end in his first NFL game and recorded six tackles including a strip sack fumble that was recovered by the Dont'a Hightower and returned for a score in the season-opening win at Tennessee (9/9).

COLLEGE

- ★ All-Big East First Team selection as a senior in 2011.
- ★ All-Big East Second Team selection as a junior in 2010.
- ★ Earned three letters.
- ★ Phil Steele's All-Big East Third Team selection as a junior.
- ★ Member of the 2010 Spring Athletic Director's Honor Roll.


★ ★ ★ ★ ★ CHANDLER JONES ★ ★ ★ ★ ★

Pos: DE Ht: 6-5 Wt: 260 Year: R Acq: D1a-12 (21st) College: Syracuse Born: 2/27/90

REGULAR SEASON			TACKLES					INTERCEPTIONS					MISCELLANEOUS					
Year	Team	G/S	TT	UT	A	S	Yds	No	Yds	Avg	Lg	TD	PD	FF	FR	Yds	TD	SpT
2012	Patriots	14/13	48	24	24	6.0	33.0	0	0	0.0	0	0	5	3	0	0	0	0
Totals - 1 Year		14/13	48	24	24	6.0	33.0	0	0	0.0	0	0	5	3	0	0	0	0

POSTSEASON			TACKLES					INTERCEPTIONS					MISCELLANEOUS					
Year	Team	G/S	TT	UT	A	S	Yds	No	Yds	Avg	Lg	TD	PD	FF	FR	Yds	TD	SpT
2012	Patriots	2/1	2	1	1	0.0	0.0	0	0	0.0	0	0	0	0	0	0	0	0
Totals - 1 Year		2/1	2	1	1	0.0	0.0	0	0	0.0	0	0	0	0	0	0	0	0





Niko KOUTOUIDES

90

HT: 6-2 WT: 245
Born: 3/25/1981 Exp. (NFL/Patriots): 9/2
GP/GS (Playoffs): 125/3 (13/1) Acq: FA-12
College: Purdue Hometown: New Britain, Conn.

★ ★ ★ LINEBACKER ★ ★ ★

PRONOUNCED NEE-koh KOO-tah-VEE-dees

CAREER TRANSACTIONS

Niko Koutouvides was signed by the New England Patriots on Sept 19, 2012 ... Originally drafted by Seattle in the fourth round (116th overall) of the 2004 NFL Draft ... Signed by Denver as an unrestricted free agent from Seattle (03/03/08) ... Released by Denver (02/16/09) ... Signed by Tampa Bay as a free agent (03/02/09) ... Signed by New England as a free agent (8/14/11) ... Released by New England (9/3/11) ... Signed by New England on (11/9/11) ... Released by New England (8/31/12).

CAREER HIGHLIGHTS

- ★ Has been a productive special teams player during his eight NFL seasons.
- ★ Produced 60 special teams tackles during his four seasons with Seattle (2004-07), which ranked seventh in the NFL during that stretch.
- ★ Was a key member of the Seattle Seahawks NFC Championship team in 2005.

SEASONAL REVIEWS

2012 (14/0, 2/0)

- ★ Played on all four special teams units and made two tackles in his first game back with the Patriots at Baltimore (9/23).

2011 (8/1, 3/0)

- ★ Appeared in eight games with one start after signing with the team midway through the season. Made eight defensive and nine special teams tackles.
- ★ Saw action as a reserve in all three postseason games, finishing with one tackle in the Divisional playoff vs. Denver (1/14).
- ★ Started his first game as a Patriot at outside linebacker, making eight tackles and one special teams tackle vs. Indianapolis (12/4).

2010 (14/0 – Tampa Bay)

- ★ Played in 14 games for the Buccaneers primarily on special teams.
- ★ Finished the season with 14 special teams tackles.

2009 (16/0 – Tampa Bay)

- ★ Played in 16 games and led the Buccaneers with 18 special teams tackles.



EXTRA POINTS

- ★ Parents Stelios and Niki have owned The Stonewall Restaurant in Farmington, Conn., for 22 years.

2008 (14/0 – Denver)

- ★ Appeared in 14 games during his one season with Denver, primarily on special teams.
- ★ Finished with two total tackles on defense and nine special teams tackles.

2007 (15/0, 2/0 – Seattle)

- ★ Played in 15 games and two postseason games with Seattle.
- ★ Finished with a team-leading and career-high 20 special teams tackles in the regular-season.
- ★ The 20 special teams tackles tied for the fourth-highest special teams tackle total in the NFL.
- ★ Also added four total tackles on defense.

2006 (16/0, 2/0 – Seattle)

- ★ Played in 16 games and two postseason games.
- ★ Finished the season with 14 special teams tackles.

2005 (12/0, 3/0 – Seattle)

- ★ Played in 12 games and three postseason games, including Super Bowl XL with Seattle.
- ★ Finished with two tackles on defense and 10 special teams tackles.
- ★ Added seven special teams tackles in the postseason run to the Super Bowl.

2004 (16/2, 1/1 – Seattle)

- ★ Played in 16 games with two starting assignments as a rookie.
- ★ Also started in one postseason game.
- ★ Finished his rookie year with 46 total tackles and one sack.
- ★ Led the team with 16 special teams tackles.

COLLEGE

- ★ Totaled 296 tackles and 17 passes defensed in 50 career games with 32 starts at Purdue.
- ★ Earned first-team All-Big Ten Conference honors as a senior.
- ★ Attended Milford Academy (Milford, Conn.) for a post-



graduate season after graduating from high school.

★ Earned honorable mention all-state and all-conference honors at Plainville High School, where he was a team captain and named most valuable player.

PERSONAL

★ Born March 25, 1981 in New Britain, Conn.

★ Majored in Organizational Leadership and Supervision at Purdue.

★ ★ ★ ★ ★ NIKO KOUTOUIDES ★ ★ ★ ★ ★

Pos: LB Ht: 6-2 Wt: 245 Year: 9th Acq: FA-12 College: Purdue Born: 3/25/81

REGULAR SEASON			TACKLES					INTERCEPTIONS					MISCELLANEOUS					
Year	Team	G/S	TT	UT	A	S	Yds	No	Yds	Avg	Lg	TD	PD	FF	FR	Yds	TD	SPT
2004	Seahawks	16/2	46	38	8	1.0	1.0	0	0	0	0	0	0	0	0	0	0	16
2005	Seahawks	12/0	2	1	1	0.0	0.0	0	0	0	0	0	0	0	0	0	0	10
2006	Seahawks	16/0	0	0	0	0.0	0.0	0	0	0	0	0	0	0	0	0	0	14
2007	Seahawks	15/0	4	2	2	0.0	0.0	0	0	0	0	0	1	0	0	0	0	20
2008	Broncos	14/0	2	1	1	0.0	0.0	0	0	0	0	0	0	0	0	0	0	9
2009	Buccaneers	16/0	0	0	0	0.0	0.0	0	0	0	0	0	0	0	0	0	0	18
2010	Buccaneers	14/0	0	0	0	0.0	0.0	0	0	0	0	0	0	0	0	0	0	14
2011	Patriots	8/1	8	6	2	0.0	0.0	0	0	0	0	0	0	0	1	0	0	9
2012	Patriots	14/0	1	0	1	0.0	0.0	0	0	0	0	0	0	0	0	0	0	8
Totals - 9 Years		125/3	63	48	15	1.0	1.0	0	0	0	0	0	0	0	1	0	0	118
POSTSEASON			TACKLES					INTERCEPTIONS					MISCELLANEOUS					
Year	Team	G/S	TT	UT	A	S	Yds	No	Yds	Avg	Lg	TD	PD	FF	FR	Yds	TD	SPT
2004	Seahawks	1/1	5	3	2	0.0	0.0	0	0	0.0	0	0	0	0	0	0	0	0
2005	Seahawks	3/0	0	0	0	0.0	0.0	0	0	0.0	0	0	0	0	0	0	0	7
2006	Seahawks	2/0	0	0	0	0.0	0.0	0	0	0.0	0	0	0	0	0	0	0	1
2007	Seahawks	2/0	0	0	0	0.0	0.0	0	0	0.0	0	0	0	0	0	0	0	0
2011	Patriots	3/0	1	0	1	0.0	0.0	0	0	0.0	0	0	0	0	0	0	0	0
2012	Patriots	2/0	0	0	0	0.0	0.0	0	0	0.0	0	0	0	0	0	0	0	0
Totals - 6 Years		13/1	6	3	3	0.0	0.0	0	0	0.0	0	0	0	0	0	0	0	8



Spencer LARSEN

46

HT: 6-2 WT: 245
Born: 3/4/1984 Exp. (NFL/Patriots): 5/1
GP/GS (Playoffs): 50/15 (0/0) Acq: UFA (DEN)-12
College: Arizona Hometown: Gilbert, Ariz.

★ ★ ★ FULLBACK ★ ★ ★

CAREER TRANSACTIONS

Spencer Larsen was signed by the New England Patriots as an unrestricted free agent from Denver on March 30, 2012 ... Originally drafted by Denver in the sixth round (183rd overall) of the 2008 NFL Draft.

CAREER HIGHLIGHTS

★ A linebacker in college at Arizona, Larsen was used as a fullback and a linebacker during his first two seasons with the Broncos before settling in as a fullback over the last two seasons.

★ As a rookie in 2008, he became just the fourth player since 1990 to start on both offense (fullback) and defense (linebacker) in the same game at Atlanta on Nov. 16.

SEASONAL REVIEWS

2012 (0/0)

★ Placed on Injured Reserve with a knee injury on Aug.

27, 2012.

2011 (16/6, 0/0 – Denver)

★ Played in 16 games with six starts for Denver at fullback.
★ Finished with 14 rushing attempts for 44 yards and caught nine passes for 76 yards.

★ Missed two postseason games after being placed on Injured Reserve on Jan. 10 with a knee injury.

2010 (11/5 – Denver)

★ Played in 11 games with five starts at fullback, totaling three rushes for 18 yards and five receptions for 51 yards with one touchdown reception.

★ Was inactive for three games due to injury and was placed on Injured Reserve on Dec. 22 with an ankle injury.

2009 (9/1 – Denver)

★ Played in nine games with one start at fullback.



- ★ Saw limited time at linebacker.
- ★ Did not have any rushing attempts or receptions.
- ★ Finished second on the team with 10 special teams tackles.
- ★ Missed the first six games of the season with a shoulder injury before making a pair of special-teams tackles in his season debut at Baltimore (11/1).
- ★ Made his only start of the season at Washington (11/15).
- ★ Registered four solo special teams tackles at Kansas City (12/6) that tied for the most by a Bronco in a game since 1994.

2008 (14/3 – Denver)

- ★ Played in 14 games with three starts at linebacker overall. Started at fullback and linebacker in one of those starts.
- ★ Saw action at fullback and linebacker throughout the year.
- ★ Did not have any rushing attempts or receptions.
- ★ Finished with 15 total tackles and one pass defended on defense.
- ★ Tied for third on the team with nine special teams tackles.
- ★ Became the first Denver player in team history and the fourth player in the NFL since 1990 to start on both offense and defense in the same game at Atlanta (11/16).

COLLEGE

- ★ Played in 44 career games at linebacker for Arizona and totaled 312 tackles, nine sacks, two interceptions, five forced fumbles and eight fumble recoveries.
- ★ Finished his career ranked 15th in school history with 312 tackles.
- ★ Was a first-team All-Pacific-10 Conference selection as a senior at Arizona after leading the conference and ranking 13th in the nation with 131 tackles.
- ★ Earned the inaugural Pac-10 Scholar-Athlete of the Year award for football as a senior.
- ★ Received second-team all-conference honors as a junior.

PERSONAL

- ★ Born on March 4, 1984 in Mesa, Ariz.
- ★ Earned *SuperPrep* All-Farwest honors and was named first-team all-state by *The Arizona Republic* area as a senior at Highland High School in Gilbert, Ariz.
- ★ Played linebacker and also saw time at quarterback.
- ★ Spent the 2003 and 2004 seasons on a Mormon mission in Chile.
- ★ Had a 3.7 grade point average and earned a bachelor's degree in regional development.
- ★ Married to Ann with two sons, Tyton and Gunner and a daughter, Abney.

★ ★ ★ ★ ★ **SPENCER LARSEN** ★ ★ ★ ★ ★

Pos: FB Ht: 6-2 Wt: 245 Year: 5th Acq: UFA (DEN)-12 College: Arizona Born: 3/4/84

REGULAR SEASON			RUSHING					RECEIVING				
Year	Team	G/S	NO	Yds	Avg	Lg	TD	NO	Yds	Avg	Lg	TD
2008	Broncos	14/3	0	0	0.0	0	0	0	0	0.0	0	0
2009	Broncos	9/1	0	0	0.0	0	0	0	0	0.0	0	0
2010	Broncos	11/5	3	18	6.0	14	0	5	51	10.2	29	1
2011	Broncos	16/6	14	44	3.1	6	0	9	76	8.4	16	0
Totals - 4 Years		50/15	17	62	3.6	14	0	14	127	9.1	29	1

REGULAR SEASON			TACKLES					INTERCEPTIONS					MISCELLANEOUS					
Year	Team	G/S	TT	UT	A	S	Yds	No	Yds	Avg	Lg	TD	PD	FF	FR	Yds	TD	SpT
2008	Broncos	14/3	15	13	2	0.0	0.0	0	0	0	0	0	1	0	0	0	0	9
2009	Broncos	9/1	0	0	0	0.0	0.0	0	0	0	0	0	0	0	0	0	0	10
2010	Broncos	11/5						Did Not Play on Defense										
2011	Broncos	16/6						Did Not Play on Defense										
Totals - 4 Years		50/15	15	13	2	0.0	0.0	0	0	0	0	0	1	0	0	0	0	19

POSTSEASON			RUSHING					RECEIVING				
Year	Team	G/S	NO	Yds	Avg	Lg	TD	NO	Yds	Avg	Lg	TD
2011	Broncos		Injured Reserve									
Totals - 1 Year		0/0	0	0	0.0	0	0	0	0	0.0	0	0





Brandon LLOYD

85

HT: 6-0 WT: 200
 Born: 7/5/1981 Exp. (NFL/Patriots): 10/1
 GP/GS (Playoffs): 127/87 (2/2) Acq: UFA (STL)-12
 College: Illinois Hometown: Blue Springs, Mo.

★ ★ ★ WIDE RECEIVER ★ ★ ★



CAREER TRANSACTIONS

Brandon Lloyd was signed by the New England Patriots as an unrestricted free agent from St. Louis on March 20, 2012 ... Originally drafted by San Francisco in the fourth round (124th overall) of the 2003 NFL Draft ... Traded by San Francisco to Washington (3/11/06) for a third-round draft pick in 2006 and a fourth-round draft pick in 2007 ... Released by Washington (2/26/08) ... Signed by Chicago as a free agent (3/7/08) ... Signed by Denver as a free agent (6/15/09) ... Traded by Denver to St. Louis (10/17/11) for a sixth-round draft choice in 2012.

CAREER HIGHLIGHTS

- ★ Named to the Pro Bowl in 2010 and also earned Associated Press second-team All-Pro honors in 2010 while with Denver.
- ★ Led the league in receiving yards (1,448), receptions of 25+ yards (18) and ranked second in the league with nine receptions of 40+ yards in 2010.
- ★ Averaged 18.8 yards per reception in 2010, the third-highest mark since the merger (min. 75 receptions).
- ★ Returned a blocked punt nine yards for a touchdown at Carolina (9/14) while with Chicago in 2008.
- ★ Blocked a punt in his first career game vs. Chicago (9/7) in 2003 with San Francisco.


SEASONAL REVIEWS

2012 (16/15, 2/2)

- ★ Caught five passes for 32 yards (6.4 avg) and a touchdown in the win vs. Houston (1/13), his first career playoff game.
- ★ Caught 10 passes for a career-high 190 yards (19.0 avg) in the loss vs. San Francisco (12/16) including a season-long 53-yard catch in the fourth quarter.
- ★ Caught seven passes for 89 yards (12.7 avg) and a season long 37-yard touchdown catch in the win over Houston (12/10). Also recovered an offensive fumble in the end zone for a TD.
- ★ Caught two passes for 28 yards (14.0 avg) and two touchdowns in the win at St. Louis (10/28).
- ★ Started and caught three passes for 50 yards (13.3 avg) including a 25-yard touchdown reception at Buffalo (9/30).
- ★ Started and caught a team-high nine passes for 108 yards (12.0 avg) at Baltimore (9/23). Lloyd eclipsed 100 yards receiving for the first time as a Patriot and the 13th time in his career. Joined Wes Welker as the first two Patriots with 100-yard games in 2012. Also reached 5,000 career receiving yards.
- ★ Started and caught a team-high eight passes for 60 yards (7.5 avg) vs. Arizona (9/16).
- ★ Started at wide receiver and caught five passes for 69 yards (13.8 avg) in the season-opening with at Tennessee (9/9).

2011 (11/10 – St. Louis)

- ★ Played in 11 games with 10 starts, finishing with 51 catches, 683 yards and five touchdowns after joining the



EXTRA POINTS

- ★ Lloyd wants to pursue broadcasting after he finishes his career in football and was an intern at Fox Sports Midwest while attending the University of Illinois. He had his own show called "Big Man on Campus".
- ★ During the NFL lockout in 2011, worked as a sales rep for Re-Steel in Commerce City, Colo., a company that sells specialty metals to the aerospace industry.

Rams on Oct. 17 in a trade with Denver.

- ★ Tallied six catches for 100 yards, including a 36-yard touchdown catch vs. San Francisco (1/1).

2011 (4/4 – Denver)

- ★ Played and started four games, registering 19 receptions for 283 yards for Denver before being traded to St. Louis.
- ★ Posted a season-high eight catches and 136 yards at Green Bay (10/2).

2010 (16/11 – Denver)

- ★ Played in all 16 games with 11 starts and finished with 77 receptions for 1,448 yards and 11 touchdowns, all career-highs.
- ★ Earned his first Pro Bowl berth.
- ★ Led the league in receiving yards with 1,448 yards, the second highest total in Denver history.
- ★ Led the NFL with 18 receptions of 25+ yards and ranked second in the league with nine receptions of 40+ yards.
- ★ Averaged 18.8 yards per reception, the third-highest mark since the merger (min. 75 receptions).
- ★ Became the second player (Brett Perriman, Detroit, 1995) to register their first 1,400-yard receiving season in their eighth season or later.
- ★ Posted six 100-yard games, including four 100-yard games in the first five games of the season.
- ★ Scored two touchdowns at Baltimore (10/10) and vs. St. Louis (11/28).
- ★ Posted a career-high 169 receiving yards vs. Indianapolis (9/26) and at San Francisco (10/31), as well as four other 100-yard receiving games: at Jacksonville (9/12), at Tennessee (10/3), at Baltimore (10/10) and vs. Houston (12/26).

2009 (2/1 – Denver)

- ★ Played in two games and was inactive for 14 games.
- ★ Played in Denver's final two games, starting one and finished with eight receptions and 117 yards.
- ★ Registered four catches for 95 yards in a start vs. Kansas



★ LLOYDS SINGLE GAME CAREER HIGHS ★

Single Game Highs

Receptions 11 at Tennessee (10/3/10)
10 vs. San Francisco (12/16/12)

Yards 190 vs. San Francisco (12/16/12)
169 vs. Indianapolis (9/26/10)
169 at San Francisco (10/31/10)

Receiving Touchdowns 2 Five times, most recent at St. Louis (10/28/12)

City (1/3).

2008 (11/5 – Chicago)

- ★ Played in 11 games, starting five and posted 26 receptions for 364 yards and two touchdowns.
- ★ Returned a blocked punt nine yards for a touchdown at Carolina (9/14).
- ★ Tallied his fourth career 100-yard receiving game vs. Tampa Bay (9/21), finishing with six catches for 124 yards and one touchdown.

2007 (8/1 – Washington)

- ★ Played in eight games with one start before being placed on Injured Reserve with a shoulder injury (11/15).
- ★ Posted two catches for 14 yards on the season.

2006 (15/12 – Washington)

- ★ Played in 15 games, starting 12 and finished with 23 receptions for 365 yards.
- ★ Finished 20th in the NFL with a career-best 15.9-yard receiving average.

2005 (16/15 – San Francisco)

- ★ Played in 16 games with 15 starts, leading the team in receptions (48), receiving yards (733), receiving average (15.3) and receiving touchdowns (5).
- ★ Registered three 100-yard receiving games on the season: vs. Dallas (9/25), at Arizona (10/2) and vs. Seattle (11/20).
- ★ Tallied a career-high 142 yards on four catches with two

★ ★ ★ 100-YARD GAMES ★ ★ ★

REGULAR SEASON 100-YARD GAMES (14)

DATE	OPPONENT	NO.	YDS	AVG.	LG	TD
9/25/05	vs. Dallas	4	142	35.5	89t	2
10/2/05	at Arizona	7	102	14.6	28	0
11/20/05	vs. Seattle	7	119	17.0	44	1
9/21/08	vs. Tampa Bay	6	124	20.7	27	1
9/12/10	at Jacksonville	5	117	23.4	41	0
9/26/10	vs. Indianapolis	6	169	28.2	61	1
10/3/10	at Tennessee	11	115	10.5	23	0
10/10/10	at Baltimore	5	135	27.0	44t	2
10/31/10	at San Francisco	7	169	24.1	71	1
12/6/10	vs. Houston	5	111	22.2	41	0
10/2/11	at Green Bay	8	136	17.0	44	0
1/1/12	vs. San Francisco	6	100	16.7	36t	1
9/23/12	at Baltimore	9	108	12.0	22	0
12/16/12	vs. San Francisco	10	190	19.0	53	0

★ ★ ★ HONORS & AWARDS ★ ★ ★

2010
Pro Bowl
Associated Press All-Pro Second Team

★ ★ HIGHEST SINGLE SEASON RECEIVING AVG. ★ ★

**HIGHEST RECEIVING AVERAGE SINGLE SEASON (MIN. 75 REC.)
SINCE 1970 NFL MERGER**

Player	Team	Year	Avg.
Torry Holt	St. Louis	2000	19.9 (82-1635)
Roy Green	St. Louis	1984	19.9 (78-1,555)
Brandon Lloyd	Denver	2010	18.8 (77-1,448)

touchdowns vs. Dallas (9/25), including a career-long 89-yard touchdown catch.

2004 (13/13 – San Francisco)

- ★ Played and started in 13 games, registering 43 catches for 565 yards (13.1 avg.) and led the team with six touchdowns.
- ★ Tallied at least four catches and 50 receiving yards in five straight games (Games 5-9).
- ★ Missed three games due to injury.

2003 (16/1 – San Francisco)

- ★ Played in 16 games with one start, finishing with 14 catches for 212 yards and two touchdowns.
- ★ Led the team with a 15.1-yard receiving average.
- ★ Blocked a punt in his first career game vs. Chicago (9/7).
- ★ Caught a pass for a two-point conversion at Philadelphia (12/21).
- ★ Made his first career start vs. Seattle (12/27).

COLLEGE

- ★ Three-year letterman at Illinois, who compiled 160 receptions, 2,583 yards and 21 touchdowns in his career.
- ★ Finished his career ranked second in school history in receiving yards and receiving touchdowns and third in receptions.
- ★ Became the second player in school history (John David Williams, 1984-85) to register 1,000 yards in a season twice in a career (2001-02).
- ★ Named second-team All-Big Ten as a junior after posting 65 receptions (tied for fifth in a single season in school history), for 1,010 yards (5th) and nine touchdowns (3rd).
- ★ Earned consensus first-team All-Big Ten honors as a sophomore after catching 65 passes for 1,062 yards (4th most in school history) and 10 touchdowns (tied for most in school history).

PERSONAL

- ★ Selected to the All-Suburban Big 8 Conference team three times while at Blue Springs High School in Blue Springs, Mo.
- ★ Named All-State by the *St. Louis Post-Dispatch*.
- ★ Played cornerback, wide receiver, kicker and punter in high school.
- ★ Earned three letters in football, four in track and one in basketball over four-year high school career.
- ★ Majored in speech communications with an emphasis on journalism.
- ★ Born on July 5, 1981 in Kansas City, Mo.



★ ★ ★ ★ ★ **BRANDON LLOYD** ★ ★ ★ ★ ★

Pos: WR Ht: 6-0 Wt: 195 lbs Year: 10th Acq: UFA (STL)-12 College: Illinois Born: 7/5/81

REGULAR SEASON			RECEIVING					RUSHING				
Year	Team	G/S	No	Yds	Avg	Lg	TD	No	Yds	Avg	Lg	TD
2003	49ers	16/1	14	212	15.1	44	2	0	0	0.0	0	0
2004	49ers	13/13	43	565	13.1	52	6	0	0	0.0	0	0
2005	49ers	16/15	48	733	15.3	89t	5	0	0	0.0	0	0
2006	Redskins	15/12	23	365	15.9	52	0	0	0	0.0	0	0
2007	Redskins	8/1	2	14	7.0	9	0	0	0	0.0	0	0
2008	Bears	11/5	26	364	14.0	32	2	0	0	0.0	0	0
2009	Broncos	2/1	8	117	14.6	44	0	0	0	0.0	0	0
2010	Broncos	16/11	77	1,448	18.8	71	11	1	-18	-18.0	-18	0
2011	Broncos	4/4	19	283	14.9	44	0	0	0	0.0	0	0
2011	Rams	11/10	51	683	13.4	37	5	0	0	0.0	0	0
2012	Patriots	16/15	74	911	12.3	53	4	0	0	0.0	0	0
Totals - 10 Years		128/88	385	5,695	14.8	89t	35	1	-18	-18.0	0	0

POSTSEASON			RECEIVING					RUSHING				
Year	Team	G/S	No	Yds	Avg	Lg	TD	No	Yds	Avg	Lg	TD
2012	Patriots	2/2	12	102	8.5	16	1	0	0	0.0	0	0
Totals - 1 Year		2/2	12	102	8.5	16	1	0	0	0.0	0	0

★ ★ ★ ★ ★ **BRANDON LLOYD'S CAREER GAME-BY-GAME** ★ ★ ★ ★ ★

2003	Opponent	P/S	No	Yds	Avg	LG	TD	12/11	at Seattle	S	3	37	12.3	14	0
09/07	Chicago	p	0	0	0.0	0	0	12/18	at Jacksonville	S	1	6	6.0	6	0
09/14	at St. Louis	p	0	0	0.0	0	0	12/24	at St. Louis	S	2	18	9.0	10	0
09/21	Cleveland	p	0	0	0.0	0	0	01/01	Houston	S	4	48	12.0	14t	1
09/28	at Minnesota	p	0	0	0.0	0	0	2005 Totals		16/15	48	733	15.3	89t	5
10/05	Detroit	p	1	26	26.0	26	0	2006	Opponent	P/S	No	Yds	Avg	LG	TD
10/12	at Seattle	p	0	0	0.0	0	0	09/11	Minnesota	S	0	0	0.0	0	0
10/19	Tampa Bay	p	0	0	0.0	0	0	09/17	at Dallas	S	1	6	6.0	6	0
10/26	at Arizona	p	0	0	0.0	0	0	09/24	at Houston	S	2	20	10.0	11	0
11/02	St. Louis	p	2	35	17.5	27t	1	10/01	Jacksonville	S	3	49	16.3	33	0
11/17	Pittsburgh	p	3	15	5.0	7	0	10/08	N.Y. Giants	S	0	0	0.0	0	0
11/23	at Green Bay	p	0	0	0.0	0	0	10/15	Tennessee	S	1	52	52.0	52	0
11/30	at Baltimore	p	1	32	32.0	32	0	10/22	at Indianapolis	S	4	37	9.3	12	0
12/07	Arizona	p	1	6	6.0	6	0	11/05	Dallas	S	2	26	13.0	17	0
12/14	at Cincinnati	p	1	2	2.0	2	0	11/12	at Philadelphia	S	2	47	23.5	43	0
12/21	at Philadelphia	p	2	33	16.5	33t	1	11/19	at Tampa Bay	S	2	24	12.0	19	0
12/27	Seattle	S	3	63	21.0	44	0	11/26	Carolina	S	1	8	8.0	8	0
2003 Totals		16/1	14	212	15.1	44	2	12/03	Atlanta	S	2	26	13.0	15	0
2004	Opponent	P/S	No	Yds	Avg	LG	TD	12/10	Philadelphia	p	1	40	40.0	40	0
09/12	Atlanta	S	4	29	7.3	14	0	12/17	at New Orleans	p	2	30	15.0	15	0
09/19	at New Orleans	S	1	7	7.0	0	0	12/24	at St. Louis	p	0	0	0.0	0	0
09/26	at Seattle		Inactive					12/30	N.Y. Giants		Inactive				
10/03	St. Louis		Inactive					2006 Totals		15/12	23	365	15.9	52	0
10/10	Arizona	S	5	56	11.2	23t	1	2007	Opponent	P/S	No	Yds	Avg	LG	TD
10/17	at N.Y. Jets	S	6	93	15.5	33t	1	09/09	Miami	S	0	0	0.0	0	0
10/31	at Chicago	S	5	63	12.6	18	0	09/17	at Philadelphia	p	0	0	0.0	0	0
11/7	Seattle	S	4	75	18.8	39t	1	09/23	N.Y. Giants	p	0	0	0.0	0	0
11/14	Carolina	S	5	62	12.4	30t	1	10/07	Detroit	p	1	9	9.0	9	0
11/21	at Tampa Bay	S	1	7	7.0	7	0	10/14	at Green Bay	p	0	0	0.0	0	0
11/28	Miami	S	2	15	7.5	8	0	10/21	Arizona	p	0	0	0.0	0	0
12/5	at St. Louis	S	2	64	32.0	52	0	10/28	at New England	p	1	5	5.0	5	0
12/12	at Arizona	S	2	18	9.0	13	1	11/04	at N.Y. Jets		Inactive				
12/18	Washington	S	4	51	12.8	17t	1	11/11	Philadelphia	p	0	0	0.0	0	0
12/26	Buffalo	S	2	25	12.5	14	0	11/18	at Dallas		Placed on Injured Reserve	11/15/07			
01/02	at New England		Inactive					2007 Totals		8/1	2	14	7.0	9	0
2004 Totals		13/13	43	565	13.1	52	6	2008	Opponent	P/S	No	Yds	Avg	LG	TD
2005	Opponent	P/S	No	Yds	Avg	LG	TD	09/07	at Indianapolis	S	2	26	13.0	18	0
09/11	St. Louis	S	3	65	21.7	35t	1	09/14	at Carolina	S	5	66	13.2	32	0
09/18	at Philadelphia	p	3	17	5.7	9	0	09/21	Tampa Bay	S	6	124	20.7	27	1
09/25	Dallas	S	4	142	35.5	89t	2	09/28	Philadelphia	S	2	33	16.5	24	0
10/02	at Arizona	S	7	102	14.6	28	0	10/05	at Detroit		Inactive				
10/09	Indianapolis	S	0	0	0.0	0	0	10/12	at Atlanta		Inactive				
10/23	at Washington	S	2	43	21.5	43	0	10/19	Minnesota		Inactive				
10/30	Tampa Bay	S	2	18	9.0	10	0	11/02	Detroit		Inactive				
11/06	N.Y. Giants	S	1	13	13.0	13	0	11/09	Tennessee		Inactive				
11/13	at Chicago	S	1	28	28.0	28	0	11/16	at Green Bay	p	2	17	8.5	9	0
11/20	Seattle	S	7	119	17.0	44	1	11/23	at St. Louis	p	1	3	3.0	3	0
11/27	at Tennessee	S	3	30	10.0	13	0	11/30	at Minnesota	p	1	24	24.0	24	0
12/04	Arizona	S	5	47	9.4	12	0								



COLLEGE

- ★ Played in 44 games at Mississippi State and finished with 71 tackles, including 34 tackles as a senior in 2009.
- ★ Pressed into immediate service on the defensive line as a true freshman in 2006 and played as a reserve, earning nine starts in 2007, two starts in 2008 and 12 starts in 2009.
- ★ Went to Mississippi State after an outstanding career as a two-way lineman from the Georgia prep ranks.

PERSONAL

- ★ Born Nov. 18, 1986 in the Republic of South Korea.
- ★ Son of Colonel Retired (USA) Anthony and Miriam Love.
- ★ Was a two-way lineman at North Clayton High School in College Park, Georgia, where he earned four letters in football as a four-year starter.
- ★ Honored as the Offensive Lineman of the Year in 2003 and the Defensive Lineman of the Year in 2004.
- ★ Majored in fitness management.
- ★ Kyle and his wife, Constance, have a son, Ashton Cole Kingston Love, born Dec. 12, 2012.

★ ★ ★ ★ ★ KYLE LOVE ★ ★ ★ ★ ★

Pos: DE Ht: 6-1 Wt: 315 Year: 3rd Acq: FA-10 College: Mississippi State Born: 11/18/86

REGULAR SEASON		TACKLES						INTERCEPTIONS					MISCELLANEOUS					
Year	Team	G/S	TT	UT	A	S	Yds	No	Yds	Avg	Lg	TD	PD	FF	FR	Yds	TD	SpT
2010	Patriots	9/1	14	6	8	1.0	4.0	0	0	0.0	0	0	1	0	0	0	0	0
2011	Patriots	16/13	55	30	25	3.0	14.0	0	0	0.0	0	0	0	0	1	0	0	0
2012	Patriots	16/12	40	24	16	1.5	4.0	0	0	0.0	0	0	0	0	0	0	0	0
Totals - 3 years		41/26	109	60	49	5.5	22.0	0	0	0.0	0	0	1	0	1	0	0	0
POSTSEASON		TACKLES						INTERCEPTIONS					MISCELLANEOUS					
Year	Team	G/S	TT	UT	A	S	Yds	No	Yds	Avg	Lg	TD	PD	FF	FR	Yds	TD	SpT
2010	Patriots	1/0	1	0	1	0.0	0.0	0	0	0.0	0	0	0	0	0	0	0	0
2011	Patriots	3/3	9	3	5	0.0	0.0	0	0	0.0	0	0	1	0	0	0	0	0
2012	Patriots	2/1	1	0	1	0.0	0.0	0	0	0.0	0	0	0	0	0	0	0	0
Totals - 2 years		6/4	11	3	8	0	0.0	0	0	0.0	0	0	1	0	0	0	0	0

★ ★ ★ ★ ★ LOVE'S CAREER GAME-BY-GAME ★ ★ ★ ★ ★

2010	Opponent	P/S	TT	UT	A	S	Yds	Int	Yds	PD	FF	FR	SpT	2011	Opponent	P/S	TT	UT	A	S	Yds	Int	Yds	PD	FF	FR	SpT	
09/12	Cincinnati							Did Not Play						09/12	at Miami	p	0	0	0									
09/19	at N.Y. Jets	p	0	0	0									09/18	N.Y. Jets	p	2	2	0							1		
09/26	Buffalo					Inactive								09/25	at Buffalo	p	5	3	2									
10/04	at Miami					Inactive								10/02	at Oakland	S	2	2	0									
10/17	Baltimore					Inactive								10/09	N.Y. Jets	S	5	4	1									
10/24	at San Diego					Inactive								10/16	Dallas	S	3	2	1									
10/31	Minnesota					Inactive								10/30	at Pittsburgh	S	1	1	0									
11/07	at Cleveland					Inactive								11/06	N.Y. Giants	S	6	4	2	1.0	11.0							
11/14	at Pittsburgh	p	0	0	0									11/13	at N.Y. Jets	S	5	2	3									
11/21	Indianapolis	p	2	1	1									11/21	Kansas City	S	2	2	0									
11/25	at Detroit	p	0	0	0				1					11/27	at Philadelphia	S	2	2	0	1.0	0.0							
12/06	N.Y. Jets	p	4	0	4									12/04	Indianapolis	S	6	1	5									
12/12	at Chicago	p	0	0	0									12/11	at Denver	S	7	1	6									
12/19	Green Bay	p	3	2	1									12/18	at Washington	S	5	2	3									
12/26	at Buffalo	p	2	2	0	1.0	4.0							12/24	Miami	S	3	1	2									
01/02	Miami	S	3	1	2									01/01	Buffalo	S	1	1	0	1.0	3.0							
2010 Totals		9/1	14	6	8	1.0	4.0	0	0	0	0	0	0	2011 Totals	16/13	55	30	25	3.0	14.0	0	0	0	0	0	1	0	
01/16	N.Y. Jets	p	1	0	1									01/14	Denver	S	5	3	2									
2010 Postseason		1/0	1	0	1	0.0	0.0	0	0	0	0	0	0	01/22	Baltimore	S	3	0	3									
														02/05	N.Y. Giants	S	1	0	1									
														2011 Postseason	3/3	9	3	6	0.0	0.0	0	0	0	0	0	0	0	





Ryan MALLETT

15

HT: 6-6 WT: 245
 Born: 6/5/1988 Exp. (NFL/Patriots): 2/2
 GP/GS (Playoffs): 4/0 (0/0) Acq: D3b-11 (74th)
 College: Arkansas Hometown: Texarkana, Texas

★ ★ ★ QUARTERBACK ★ ★ ★

CAREER TRANSACTIONS

Ryan Mallett was drafted by the New England Patriots in the third round (74th overall) of the 2011 NFL Draft.

SEASONAL REVIEWS

2012 (4/0, 0/0)


- ★ Earned the backup quarterback spot out of training camp.
- ★ Appeared in his first NFL game in win at St. Louis (10/28), completing one pass on three attempts for 17 yards in fourth-quarter relief.
- ★ Was active but did not play for nine games this season.

2011 (0/0, 0/0)

- ★ Was active for one game but did not play at Buffalo (9/25).
- ★ Was inactive for all three postseason games.

COLLEGE

- ★ Played at Michigan before transferring to Arkansas.
- ★ Appeared in 37 games (11 at Michigan and 26 at Arkansas), starting all 26 games he appeared in at Arkansas and three at Michigan.
- ★ Finished with 8,385 yards, 69 touchdowns and 24 interceptions, completing 552-of-955 passes (57.80%).
- ★ Joined Clint Stoerner (1996-99) as the only Arkansas QBs to throw for 7,000 yards in a career and became just the fourth passer in Southeastern Conference history with 3,000 yards and 30 touchdowns in back-to-back seasons.
- ★ As a Razorback, Mallett completed 491-of-814 attempts (60.32%) for 7,493 yards, 62 TDs and 19 interceptions.
- ★ His 7,493 pass yards broke Stoerner's all-time Arkansas record as well as his single-game record with 408 yards vs. Georgia in 2009 and 409 yards vs. Vanderbilt in 2010.
- ★ Set a school season record with 3,869 pass yards in 2010 after placing second with 3,624 pass yards in 2009.
- ★ Connected with Mario Manningham on a 97-yard touchdown pass vs. Wisconsin in 2007, setting a record for the longest play in Michigan history.
- ★ Threw for a school-record 62 touchdowns at Arkansas.
- ★ Set school season-records with 32 touchdown tosses and 36 total scored in 2010.
- ★ The only player in Arkansas annals with five touchdown passes in a game, accomplishing the feat on four occasions.
- ★ Set a school record for consecutive passes without an interception with 141 in 2009.
- ★ Honors and Awards (2010): All-SEC second-team; finalist



EXTRA POINTS

★ Played left guard and linebacker in his first year of football in sixth grade due to a weight limit to play quarterback.

"You had to be 135 [pounds]. I was 150, so I couldn't touch the ball. I just wanted to play quarterback, which happened in the seventh grade. That experience gave me respect for offensive linemen the rest of my career."

for the Manning Award, presented annually to the nation's top quarterback; Watch Lists for the Maxwell (Top Player), Davey O'Brien (Top QB) and Walter Camp Player of the Year awards.

- ★ Led the Southeastern Conference and ranked fifth nationally with an average of 297.62 pass yards per game his senior year.
- ★ Set a school season-record in 2010 with 3,869 aerial yards, shattering his own previous mark of 3,624 in 2009 as that total also placed fourth on the SEC's record chart.
- ★ Honors and Award (2009): II-Southeastern Conference second-team choice by the league's coaches and the Associated Press; College Football Performance Awards National Performer of the Year; Finalist for the Manning Award; Member of watch lists for the Maxwell (Top Player) and Davey O'Brien (Top QB) awards.
- ★ Became the first quarterback in Arkansas history to throw for 3,000 yards in a season as a junior in 2009.
- ★ Appeared in 11 games as a true freshman at the University of Michigan, starting three contests, completing 61-of-141 pass attempts for 892 yards and seven touchdowns.

PERSONAL


- ★ Attended Texas High School (Texarkana, Texas).
- ★ Gatorade Player of the Year for the state of Texas.
- ★ Set school records as a senior by completing 204-of-321 passes (63.36%) for 3,353 yards and 33 touchdowns while leading the Tigers to a 12-1 overall record and an appearance in the state quarterfinals.
- ★ Born June 5, 1988 in Batesville, Ark.

★ ★ ★ ★ ★ RYAN MALLETT ★ ★ ★ ★ ★

Pos: QB Ht: 6-6 Wt: 245 lbs Year: 2nd Acq: D3b-11 (74th) College: Arkansas Born: 6/5/88

REGULAR SEASON		PASSING STATISTICS												
Year	Team	G/S	Att	Cmp	Yds	Yds/Att	Pct	TD	TD%	Int	Int %	Lg	Sacks	Rating
2012	Patriots	4/0	4	1	17	4.3	25.0	0	0.0	1	25.0	17	0/0	5.2
Totals - 1 year		4/0	4	1	17	4.3	25.0	0	0.0	1	25.0	17	0/0	5.2





Logan MANKINS

70

HT: 6-4 WT: 310
 Born: 3/10/1982 Exp. (NFL/Patriots): 8/8
 GP/GS (Playoffs): 113/113 (15/15) Acq: D1-05(32nd)
 College: Fresno State Hometown: Catheys Valley, Calif.

★ ★ ★ GUARD ★ ★ ★



CAREER TRANSACTIONS

Logan Mankins was drafted by the New England Patriots in the first round (32nd overall) of the 2005 NFL Draft.

CAREER HIGHLIGHTS

- ★ Has started all 113 regular-season games and all 13 postseason games in which he has appeared in since joining the Patriots in 2005.
- ★ Named to the Pro Bowl in 2007, 2009, 2010, 2011 and 2012.
- ★ Was selected to the Associated Press All-Pro: First Team in 2010.
- ★ Was selected to the Associated Press All-Pro: Second Team in 2007, 2009 and 2011.
- ★ The Patriots offense has finished in the top 10 in five of his six seasons: 2005 (7), 2007 (1), 2008 (5), 2009 (3), 2010 (8).
- ★ In 2008, Mankins started every game at left guard as part of an offensive line that was a part of the best rushing season for the Patriots in more than 20 years in terms of rushing yards, rushing touchdowns and average yards per carry.
- ★ Mankins and John Hannah are the only Patriots guards to earn Pro Bowl bids since the 1970 AFL-NFL Merger.
- ★ Mankins scored a touchdown in the 2006 AFC Championship Game at Indianapolis when he recovered a Tom Brady fumble in the end zone to give the Patriots a 7-0 lead in the first quarter.
- ★ Mankins is the first Patriots guard to start every game as a rookie since Hall of Famer John Hannah did it in 1973.
- ★ Mankins was named to *Pro Football Weekly's* All-Rookie Team in 2005.
- ★ In 2005, Mankins became the first Patriots rookie to start every game since Damien Woody did it in 1999.

SEASONAL REVIEWS

2012 (10/10, 2/2)

- ★ Elected co-captain by his teammates for the second straight year.
- ★ Selected to his fifth career Pro Bowl.
- ★ Returned from injury again after missing three games to start at guard in the win over Houston (12/10).
- ★ Starting right guard along the offensive line, but has been limited to seven starts due to injury.
- ★ Returned after missing two games due to injury to start vs. Buffalo (11/11), but left in the second half with an injury. Was replaced by Nick McDonald.
- ★ Started at left guard vs. Denver (10/7) on offense that had its second straight 200-yard rushing game for the first time since 1978.
- ★ Was inactive due to injury at Miami (12/2), at N.Y. Jets (11/22), vs. Indianapolis (11/18), at St. Louis (10/28), vs. N.Y.

EXTRA POINTS

★ Logan grew up on a 10,000-acre cattle ranch in Catheys Valley, Calif. (population 984), and as a child dreamed of being a professional steer roper. He and his father were a prize-winning roping team.

Jets (10/21) and at Buffalo (9/30).

2011 (15/15, 3/3)

- ★ Started 15 games as part of an offensive line that helped Tom Brady become one of four players in NFL history to eclipse 5,000 passing yards in a single season.
- ★ Started all three playoff games including Super Bowl XLVI against the Giants (2/5).
- ★ Selected to the Pro Bowl for the fourth time in his career.
- ★ Named Associated Press All-Pro: Second Team.
- ★ Recorded his first career start at left tackle against the Dolphins for the injured Matt Light, before leaving the game with a knee injury (12/24).
- ★ Was inactive for the season finale vs. Buffalo (1/1/12) due to injury.
- ★ Started in the Divisional playoff game against the Broncos (1/14) on an offensive front that did not give up a sack on 34 pass attempts, while allowing Tom Brady to pass for 363 yards.

2010 (9/9, 1/1)

- ★ Selected as an AFC Pro Bowl starter.
- ★ Selected to the Associated Press All-Pro First Team.
- ★ Missed the first seven games of the season, due to a contract issue but reported to the team on Nov. 2, 2010. Was activated to the 53-man roster on Nov. 6. Started at left guard for the final nine games of the season as well as the playoff game vs. N.Y. Jets (1/16).
- ★ Part of an offensive line that helped BenJarvus Green-Ellis become the 11th Patriots running back and the first since Corey Dillon in 2004 to eclipse the 1,000-yard mark with a career-high 1,008 yards in 2010.
- ★ Made his second start of the season in the 39-26 win at Pittsburgh (11/14), helping the Patriots become the first team in 2010 to record over 100 rushing yards (103) against a stingy Steelers defense.
- ★ Part of an offensive line that contributed to the Patriots scoring the seventh most points in a season in NFL history.

2009 (16/16, 1/1)

- ★ Named a starter on the AFC Pro Bowl squad in 2009, earning his second trip to the All-Star game.

★ Started all 16 games at left guard and was part of an offensive line that allowed the fewest sacks (18) by a Patriots line since the NFL moved to a 16-game schedule.

★ Also named Associated Press Second-Team All-Pro.

★ Part of a Patriots line that powered the offense to 619 net yards, setting a franchise record in a 59-0 victory vs. Tennessee (10/18).

★ Started at left guard in the postseason game vs. Baltimore (1/10).

2008 (16/16)

★ Started every game at left guard as part of an offensive line that led the Patriots to 356 first downs in 2008, the second highest total in franchise history.

★ Was a part of the best rushing season for the Patriots in more than 20 years, totaling 2,278 rushing yards (sixth in team history and the most since 1985), 21 rushing touchdowns (tied for fourth in team history and the most since 1981) and an average of 4.4 yards per carry (fifth in team history and the best since 1983).

★ Helped the Patriots rank fifth in the NFL in total offense, averaging 365.4 yards per game – the third-best yards per game average in franchise history.

★ Helped the Patriots record a franchise-best three games with 500 or more total net yards.

★ Started at left guard and contributed two leveling blocks on Kevin Faulk's pair of 2-yard touchdown runs at San Francisco (10/5).

★ Made the start at left guard as the Patriots tallied 257 rushing yards against Denver (10/20).

★ Started at left guard and was part of an offensive line that helped Matt Cassel to his second straight 400-yard game at Miami (11/23).

★ Started at left guard and was part of an offensive line that helped Matt Cassel to a career high four touchdown passes and led Patriots rushers to 277 yards on the ground, the team's highest single-game rushing total since 1985, at Oakland (12/14).

★ Started at left guard as the Patriots posted their fourth game of the season with 40-plus points, tying a franchise record set in 2007, while posting 514 net yards despite wintry conditions against Arizona (12/21).

2007 (16/16, 3/3)

★ Extended his games started streak to 48 after starting at left guard in all 16 regular-season contests.

★ Earned his first Pro Bowl selection in 2007.

★ Was part of a Patriots offensive line that allowed just 21 sacks.

★ Helped the Patriots set all-time records for points scored (589) as Tom Brady set an NFL record with 50 touchdown passes.

★ Member of an offensive line that created the pocket in which Tom Brady threw for a franchise-record six touchdown passes at Miami (10/21).

★ Started at left guard and was part of a line that led Laurence Maroney to his first 100-yard rushing game in the playoffs against Jacksonville (1/12).

★ Helped Maroney to his second straight 100-plus yard rushing game in the Patriots' win over the San Diego Chargers in the AFC Championship Game (1/20).

★ Started at left guard in Super Bowl XLII (2/3).

★ ★ ★ HONORS & AWARDS ★ ★ ★

2011

Pro Bowl

Associated Press All-Pro: Second Team

2010

Pro Bowl

Associated Press 2010 NFL All-Pro: First Team

2009

Pro Bowl

Associated Press All-Pro: Second Team

Sports Illustrated All-Pro Team

2007

Pro Bowl Starter

Pro Football Weekly/PFWA All-NFL Team

Pro Football Weekly/PFWA All-AFC Team

Sporting News All-Pro Team

USA Today All-Pro Team

ESPN.com All-Pro Team

Associated Press All-Pro: Second Team

Dr. Z's Sl.com All-Pro Team

San Francisco Chronicle All-Pro Team

2006

Dr. Z's Sl.com All-Pro Team

USA Today's All-Joe Team

2005

Pro Football Weekly/PFWA All-Rookie Team

2006 (16/16, 3/3)

★ Started 16 regular season games and three playoff contests at left guard in 2006.

★ Named to SI.com's All-Pro Team and USA Today's All-Joe Team.

★ Helped pave the way for the Patriots to record 1,969 rushing yards, the team's second highest total in the last 18 years.

★ Member of an offensive line that opened holes for Patriots' rushers to gain 183 rushing yards on 41 carries (4.5 yard avg.) against Buffalo (9/10).

★ Part of an offensive line that allowed Patriots' rushers to gain 147 yards against the N.Y. Jets (9/17).

★ Member of an offensive front that opened holes for Patriots' ball carriers to gain 238 rushing yards on 41 carries at Cincinnati (10/1).

★ At Minnesota (10/30), helped to pave the way for a running game that averaged 5.7 yards per carry, gaining 85 yards on just 15 rushes.

★ Was a part of an offensive line that opened holes for Patriots' rushers to gain 145 yards on just 26 carries (5.6 yard avg.) against the N.Y. Jets (11/12).

★ Member of an offensive front that allowed Patriots' ball carriers to gain 171 rushing yards on just 31 carries (5.5 avg.) at Tennessee (12/31).

★ Part of an offensive line that allowed just two sacks despite 51 pass attempts at San Diego (1/14). San Diego

★ ★ ★ CAREER STATISTICS ★ ★ ★

Fumble Recoveries: 1 for 0 yards and a touchdown (recovered in end zone) at Indianapolis, 1/21/07 (AFC Championship).

Receptions: 1 for -9 yards at Cincinnati, 10/1/07

entered the game as the league leader in sacks.

★ Collected his first career touchdown on a fumble recovery in the end zone at Indianapolis (1/21). Gave the Patriots a 7-0 lead by pouncing on a Tom Brady fumble in the end zone during the first quarter for his first career touchdown.

2005 (16/16, 2/2)

★ As a rookie, started all 16 regular-season games and both playoff games at left guard.

★ Named to Pro Football Weekly's All-Rookie Team.

★ Was one of just two Patriots offensive linemen (Stephen Neal) to start every game.

★ Was part of an offensive line that allowed just 28 sacks.

★ Started at left guard in his first career NFL contest and was a member of an offensive line that did not allow a sack on 38 pass attempts against Oakland (9/8).

★ Member of an offensive front that opened holes for Corey Dillon to rush for 106 yards on 23 carries and provided enough pocket time for Tom Brady to throw for 350

yards and three touchdowns against Atlanta (10/9).

★ Member of an offensive line that allowed Patriots' rushers to average 4.1 yards per carry against Kansas City (11/27).

★ Pounced on a Patrick Pass fumble during the Patriots' touchdown drive in the fourth quarter.

★ Member of an offensive line that did not allow a sack and allowed Tom Brady to throw for 341 passing yards in the divisional playoffs against Denver (1/14).

COLLEGE

★ All-American Dream Team selection and rated the best offensive guard prospect in college football by The NFL Draft Report, despite starting his entire collegiate career at tackle.

★ First-team All-Western Athletic Conference selection.

★ First offensive lineman in Fresno State history to be selected team MVP.

★ Selected to the Outland Trophy Award Watch List in 2004.

★ Did not allow a sack or pressure all season, producing 16 touchdown-resulting blocks as a senior.

★ First-team Freshman All-American selection by *The Sporting News*.

★ Started every game at right offensive tackle, as the offense exploded or 7,022 yards and 70 touchdowns. Protected David Carr's blind side brilliantly all year, allowing only two sacks.

PERSONAL

★ Logan Mankins was born the son of Jill and Tim Mankins on March 10, 1982 in Catheys Valley, California. He attended Mariposa (Catheys Valley, Calif.) High School.

★ Was named all-league and his team's most valuable player.

★ Enjoys roping and hunting.

★ Supporter of the Tufts Floating Hospital for Children in Boston.

★ Was an agriculture education major at Fresno State.

★ Logan and his wife, Kara, have four children.





Derrick MARTIN



26

HT: 5-10 WT: 198

Born: 5/16/1985 Exp. (NFL/Patriots): 7/1

GP/GS (Playoffs): 66/4 (4/0) Acq: FA-12

College: Wyoming Hometown: Denver, Colo.

★ ★ ★ SAFETY ★ ★ ★

CAREER TRANSACTIONS

Derrick Martin was signed by the New England Patriots as a free agent on October 31, 2012 ... Originally drafted by Baltimore in the sixth round (208th overall) of the 2006 NFL Draft ... Traded by Baltimore to Green Bay for Tony Moll (9/5/09) ... Released by Green Bay (3/2/11) ... Signed by the New York Giants (8/16/11) ... Signed by New England as a free agent (8/4/12) ... Released by New England (8/31/12).

CAREER HIGHLIGHTS

- ★ Posted a career-high 21 special teams tackles in 2009 with Green Bay.
- ★ Saw his most significant action on defense in 2007 with Baltimore, recording career-highs in tackles (26), interceptions (2) and passes defended (8).

SEASONAL REVIEWS

2012 (5/0, 0/0)

- ★ Was inactive for both postseason contests.
- ★ Accumulated a season-high two tackles including the first sack of his career in the win vs. Miami (12/30) as part of a seven-sack game for the defense.
- ★ Appeared in his first game as a Patriots vs. Buffalo (11/11) and made two special teams tackles.
- ★ Was inactive vs. San Francisco (12/16), vs. Houston (12/10) and at Miami (12/2).

2011 (14/0, 4/0 – N.Y. Giants)

- ★ Played in 14 games, primarily on special teams and recorded eight special teams tackles.
- ★ Appeared in all four postseason games, recording a special teams tackle at San Francisco (1/22).
- ★ Played against the Patriots in Super Bowl XLVI.

2010 (5/0, 0/0 – Green Bay)

- ★ Played in five games, finishing with two tackles, one interception and six special teams tackles.
- ★ Recorded an interception at Chicago (9/27).
- ★ Placed on Injured Reserve with a knee injury (10/13) and missed the rest of the season, including Green Bay's run to the Super Bowl title.

2009 (14/1, 0/0 – Green Bay)

- ★ Played in 14 games with one start, totaling a career-high with 21 special teams tackles while recording four defensive tackles.

- ★ Started at safety for the first time in his career at Minnesota (10/5) and posted three tackles.
- ★ Inactive for NFC Wild Card Game at Arizona (1/10) with an ankle injury.

2008 (4/0, 0/0 – Baltimore)

- ★ Played in four games recording one special teams tackle before being placed on Injured Reserve (10/30) with a shoulder injury.

2007 (16/3 – Baltimore)

- ★ Played in all 16 games with three starts, totaling 26 tackles, two interceptions, eight passes defended, and one fumble recovery, along with 17 special teams.
- ★ Recovered a fumble on special teams at Cincinnati (9/10).
- ★ Registered his first career interception vs. St. Louis (10/14).
- ★ Made his first career start, starting at cornerback at Pittsburgh (11/5).
- ★ Started and posted a career-high six tackles vs. Cincinnati (11/11).
- ★ Recorded five tackles in a start vs. Indianapolis (12/9).
- ★ Intercepted a pass and had four passes defended at Seattle (12/23).

2006 (8/0, 0/0 – Baltimore)

- ★ Appeared in eight games, recording one tackle on defense and four special teams tackles.
- ★ Made his NFL debut vs. Carolina (10/15), posting two special teams tackles.
- ★ Registered his first career defensive tackle at Pittsburgh (12/24).

COLLEGE

- ★ Appeared in 30 games, with 24 starts at cornerback in three seasons at Wyoming before entering the draft following his junior season.
- ★ Recorded 134 tackles, 21 passes defended, six interceptions (returning one for a touchdown), three forced fumbles, two fumble recoveries and 2.0 sacks while also returning six kickoffs (22.5-yard average) and blocking three punts (returning two for touchdowns).
- ★ Earned All-Mountain West Conference honorable mention honors as a junior when he recorded 47 tackles, seven passes defended, three interceptions, 3.5 tackles for loss and 1.0 sack for the league's top ranked pass defense.



- ★ Named to the All-Mountain West Conference second-team as a sophomore while recording a career-high 17 passes defended.
- ★ Recorded back-to-back games with blocked punts to begin his collegiate career, returning the first block back six yards for a touchdown in his collegiate debut vs. Montana State.

PERSONAL

- ★ Born in St. Louis, Mo. and was a three-sport star and honor student at Thomas Jefferson High in Denver, Colo.
- ★ Earned All-Colorado and All-State Class 5A honors from the Denver Post as both a quarterback and running back.

- ★ As a senior, completed 96-of-185 passes for 1,475 yards and 10 touchdowns while rushing 138 times for 830 yards and three touchdowns and was named MVP of the Denver Prep 5A League.
- ★ Won four city championships in football and was part of school's state championship 4x100-meter relay team as a senior.
- ★ Earned all-city honors at point guard on the basketball team.
- ★ Founded the Derrick Martin Foundation in 2007 to benefit the lives of underprivileged youth, including those in single-parent homes.
- ★ Has a son, Derrick Jerome III and daughter, Harlow Kainesley, with wife Alexa.

★ ★ ★ ★ ★ **DERRICK MARTIN** ★ ★ ★ ★ ★

Pos: S Ht: 5-10 Wt: 198 Year: 7th Acq: FA-12 College: Wyoming Born: 5/16/85

REGULAR SEASON		TACKLES						INTERCEPTIONS					MISCELLANEOUS					
Year	Team	G/S	TT	UT	A	S	Yds	No	Yds	Avg	Lg	TD	PD	FF	FR	Yds	TD	SpT
2006	Ravens	8/0	1	1	0	0.0	0.0	0	0	0	0	0	0	0	0	0	0	4
2007	Ravens	16/3	26	23	3	0.0	0.0	2	3	1.5	3	0	8	0	1	0	0	17
2008	Ravens	4/0	0	0	0	0.0	0.0	0	0	0	0	0	0	0	0	0	0	1
2009	Packers	14/1	4	4	0	0.0	0.0	0	0	0.0	0	0	0	0	0	0	0	21
2010	Packers	5/0	2	1	1	0.0	0.0	1	15	15.0	15	0	1	0	0	0	0	6
2011	Giants	14/0	0	0	0	0.0	0.0	0	0	0.0	0	0	0	0	0	0	0	8
2012	Patriots	5/0	3	3	0	1.0	4.0	0	0	0.0	0	0	0	0	0	0	0	5
Totals- 6 Years		66/4	36	32	4	1.0	4.0	3	18	6.0	15	0	9	0	1	0	0	62

POSTSEASON		TACKLES						INTERCEPTIONS					MISCELLANEOUS					
Year	Team	G/S	TT	UT	A	S	Yds	No	Yds	Avg	Lg	TD	PD	FF	FR	Yds	TD	SpT
2006	Ravens	0/0	0	0	0	0	0.0	0	0	0.0	0	0	0	0	0	0	0	0
2008	Ravens							Injured Reserve										
2009	Packers	0/0	0	0	0	0.0	0.0	0	0	0.0	0	0	0	0	0	0	0	0
2010	Packers							Injured Reserve										
2011	Giants	4/0	0	0	0	0.0	0.0	0	0	0.0	0	0	0	0	0	0	0	1
Totals- 5 Years		4/0	0	0	0	0.0	0.0	0	0	0.0	0	0	0	0	0	0	0	1





Jerod MAYO

51

HT: 6-1 WT: 250

Born: 2/23/1986 Exp. (NFL/Patriots): 5/5

GP/GS (Playoffs): 75/73 (7/7) Acq: D1-08 (10th)

College: Tennessee Hometown: Hampton, Va.

PRO BOWLS

★ ★ ★ LINEBACKER ★ ★ ★



PRONOUNCED je-ROD

CAREER TRANSACTIONS

Jerod Mayo was drafted by the New England Patriots in the first round (10th overall) of the 2008 NFL Draft.

CAREER HIGHLIGHTS

- ★ Named to his first Pro Bowl in 2010 with an NFL-leading 193 tackles.
- ★ Named to 2010 Associated Press All-Pro First Team.
- ★ Mayo became the second Patriots player to win the Associated Press Defensive Rookie of the Year Award, joining Mike Haynes (1976).
- ★ Mayo has led the Patriots in total tackles in each of his first four seasons with 103 tackles in 2011, despite missing two games due to injury, 193 in 2010, 114 in 2009, despite missing three games due to injury, and 139 tackles in 2008.
- ★ Mayo's 2008 tackle total led all NFL rookies.
- ★ In a game vs. the New York Jets on Nov. 13, 2008, Mayo finished with a career-high 23 tackles (17 solo).
- ★ Named a defensive co-captain by his teammates in 2009, 2010 and 2011.

SEASONAL REVIEWS

2012 (16/16, 2/2)

- ★ Voted a defensive co-captain by his teammates for the fourth straight year.
- ★ Earned his second career Pro Bowl selection.
- ★ Closed out the regular season with 184 tackles, the fifth-highest single season total in Patriots history.
- ★ Finished with eight tackles and a key fourth-quarter sack for eight yards on third down that forced the Dolphins to kick a field goal in the win at Miami (12/2). Also forced a fumble that was recovered by the Dolphins.
- ★ Recorded 15 tackles and a sack for a nine-yard loss in the win at N.Y. Jets (12/2).
- ★ Had 13 total tackles vs. Buffalo (11/11), eclipsing the 10-tackle mark for the seventh time in nine games in 2012.
- ★ Registered his sixth double-digit tackle game of the season in win at St. Louis (10/28), pushing him over 100 tackles for the fifth straight season to begin his career. Also forced a fumble in his third consecutive contest.
- ★ Accumulated 20 tackles - the second highest total in a single game in his career - and forced a fumble in the overtime win vs. N.Y. Jets (10/21).
- ★ Compiled nine tackles and forced and recovered a third quarter fumble that led to a field goal at Seattle (10/14).
- ★ Had a season-high 18 tackles and his first sack of the season vs. Denver (10/7).
- ★ Compiled nine tackles and his first interception of the

EXTRA POINTS

- ★ 2011 Ron Burton Community Service Award Winner.
- ★ Filmed a scene in the Three Stooges movie during the 2010 offseason with former Patriots WR Troy Brown.
- ★ Jerod has been involved with United Way, filming a PSA for the New Hampshire 2-1-1 help line.
- ★ Started The Mayo Bowl in 2010, a celebrity bowling event that raises money for Pitching In for Kids, an area children's charity.
- ★ Daughter, Chya, and son, Jerod Jr., share the same birthday one year apart.

★ ★ ★ LEAGUE LEADER ★ ★ ★

Mayo finished first in the NFL with a career-high 193 total tackles in 2010. His 193 tackles were the highest since LB Steve Nelson had 207 tackles in 1984 and are the third highest in team history. Mayo had 10 games in 2010 with 10-plus tackles.

PATRIOTS SINGLE SEASON TACKLE LEADERS ALL-TIME

Year	Player	Tackles
1983	LB Clayton Weishuhn	229
1984	LB Steve Nelson	207
2010	LB Jerod Mayo	193
1980	LB Steve Nelson	186
2012	LB Jerod Mayo	184

2010 NFL TACKLE LEADERS

Player	Team	Tackles
Jerod Mayo	New England	193
Stephen Tulloch	Tennessee	159
Paul Posluzny	Buffalo	151
Ray Lewis	Baltimore	145
Chad Greenway	Minnesota	144

season in the win at Buffalo (9/30).

- ★ Opened the season with three consecutive double-digit tackle games - 13 at Tennessee (9/9), 11 vs. Arizona (9/16) and 13 at Baltimore (9/23).

2011 (14/13, 3/3)

- ★ Appeared in 14 games and started 13, becoming the first Patriots player to eclipse the 100-tackle mark in his first four seasons. Led the team with 103 tackles. Also tallied one sack, his first two career interceptions, four passes defended and a forced fumble.
- ★ Started all three postseason games including Super Bowl



★ ★ ★ HONORS & AWARDS ★ ★ ★

2012

Prow Bowl Starter

2010

Prow Bowl Starter

Associated Press NFL All-Pro: First Team
Pro Football Weekly/PFWA All NFL Team

2009

USA Today's All-Joe Team

2008

Associated Press Defensive Rookie of the Year
Pro Football Weekly/PFWA Defensive Rookie of the Year
 ESPN.com Defensive Rookie of the Year
 SI.com Defensive Rookie of the Year
 NFL Defensive Rookie of the Month (October)
Pro Football Weekly/PFWA All-Rookie Team
Sporting News All-Rookie Team

XLVI against the N.Y. Giants (2/5) and totaled 32 tackles, one pass defended and forced a fumble.

- ★ Voted a defensive co-captain by his teammates for the third straight year.
- ★ Clinched the win at Washington (12/11) with an interception - a crucial pick of Rex Grossman at the New England 9-yard line with 22 seconds remaining. Added eight tackles.
- ★ Led the team with 15 tackles vs. San Diego (9/18) and forced a Mike Tolbert fumble, which was recovered by Rob Ninkovich.
- ★ Forced a third quarter Giants fumble (recovered by the Giants) and tallied 11 tackles in Super Bowl XLVI (2/5).

2010 (16/16, 1/1)

- ★ Named to the AFC Pro Bowl squad.
- ★ Named to 2010 Associated Press All-Pro: First Team.
- ★ Named a defensive co-captain for the second year in a row.
- ★ Finished the season with career-high and NFL-leading 193 total tackles. The 193 total tackles are the third-highest in team history, behind Clayton Weishuhn's 229 tackles in 1983 and Steve Nelson's 207 tackles in 1984.
- ★ Started at inside linebacker in all 16 games, including the divisional playoff game vs. N.Y. Jets (1/16).
- ★ Had 10 games with 10 or more tackles in 2010, including two 19-tackle games vs. Baltimore (10/17) and vs. Green Bay (12/19).
- ★ Picked up his first sack of the year vs. Buffalo (9/26), dropping Ryan Fitzpatrick for a seven-yard loss on a second-and-seven situation from the Patriots 15-yard line, helping hold Buffalo to a field goal two plays later.
- ★ At San Diego (10/24), recovered a Chargers fumble forced by Dane Fletcher at the San Diego 22-yard line in the first quarter, helping to set up a one-yard touchdown pass from Tom Brady to TE Rob Gronkowski for a 7-0 lead.
- ★ Recovered a fumble forced by an Eric Moore sack of Jay Cutler at Chicago (12/12) on the Chicago seven-yard line in the second quarter against the Bears, leading to a Patriots field goal in a 36-7 win.

Mayo on living five minutes from Gillette Stadium:

"I feel I can get so much better as a football player living near work, as far as off the field and giving to the community. I can make a bigger impact right here where I'm playing, rather than back in Tennessee or Virginia. I'm always up here."

★ ★ ★ TACKLING MACHINE ★ ★ ★

Mayo has now registered 100 tackles for the fifth straight year. He is the first player in New England history to register 100 tackles in his first five NFL seasons. He is the fourth Patriots player to register at least five consecutive 100 tackle seasons.

100 Tackles in at least four consecutive seasons

Seasons	Player	Years
6	Fred Marion	(1985-1990)
5	Jerod Mayo	(2008-2012)
5	Lawyer Milloy	(1997-2001)
5	Vincent Brown	(1991-1995)
4	Steve Nelson	(1979-1982)

- ★ Recovered a Ryan Fitzpatrick fumble that was forced by a Gary Guyton sack in the first quarter at Buffalo (12/26). Also forced a C.J. Spiller fumble in the third quarter, which Dane Fletcher recovered. Added four tackles, two passes defended and a quarterback hit in the 34-3 win over the Bills.

2009 (13/12, 1/1)

- ★ Played in 13 games with 12 starts and led the team in tackles with 114, despite missing three games due to an injury.
- ★ Added 1½ sacks and one forced fumble.
- ★ Started in the postseason game vs. Baltimore (1/10) and finished with seven total tackles.
- ★ Registered double-digit tackles three times: (16 vs. MIA, 11/8; 11 at MIA, 12/6; and 16 vs. JAX, 12/27).
- ★ Registered his first career sack at Indianapolis (11/15) when he sacked Peyton Manning for an 11-yard loss in the second quarter.
- ★ Went over 100 tackles for the season with a 16-tackle performance in the Patriots' 35-7 AFC East-clinching victory vs. Jacksonville (12/27).
- ★ Was forced to leave the season-opener vs. Buffalo in the first quarter due to an injury and missed the next three games.
- ★ Returned to action at Denver (10/11) but did not start.
- ★ Recorded his second career forced fumble, stripping Knowshon Moreno of the ball on a reception from Kyle Orton in the first quarter.
- ★ Teamed with Tully Banta-Cain on a half sack at Miami (12/6).

2008 (16/16)

- ★ Started every game at inside linebacker and became just the second Patriots player to be named Associated Press NFL Defensive Rookie of the Year, joining Mike Haynes (1976).
- ★ NFL defensive rookie of the year by ESPN.com, SI.com and *Pro Football Weekly*.



★ Led all NFL rookies in tackles in 2008 and led the Patriots in tackles with 139 stops, according to coaches' film breakdown, a 54-tackle lead over the next leading tackler.

★ Named Rookie of the Month for the month of October.

★ Tallied 23 tackles (17 solo) vs. the N.Y. Jets (11/13), the highest total by a Patriots player since 1994.

★ In the month of December, led the Patriots with 35 tackles as the team went 4-0 in the month while allowing just 13.5 points per game, including a season-ending shutout at Buffalo (12/28).

★ Scooped up his first NFL fumble recovery, snatching an Andre Hall fumble forced by Ty Warren vs. Denver (10/20).

★ Started at inside linebacker and led the team with 10 tackles while also posting his first career pass defended at Indianapolis (11/2).

★ Credited with a forced fumble with his hit on Tim Hightower after just a 3-yard gain on a swing pass vs. Arizona (12/21).

COLLEGE

★ Started 26 of 32 games at Tennessee, playing for three seasons from 2005-07 after redshirting in 2004, and recorded 236 tackles (137 solo) with six quarterback pressures, 6½ sacks for minus 51 yards and 21 stops for losses of 82 yards.

★ His 140 tackles in 2007 were the most by a Tennessee player since 1990.

★ His 19 tackles versus Kentucky in 2007 were the most by a Tennessee player since 1988.

★ Moved to middle linebacker in 2007, starting all 14 games, and recorded a career-high 140 tackles (79 solo) and returned an interception 34 yards for a touchdown.

PERSONAL

★ Jerod Mayo was born Feb. 23, 1986.

★ Married to wife, Chantel and proud father of daughter, Chya and son, Jerod, Jr.

★ Attended Kecoughtan High in Hampton, Va., where he was a Prep Star All-American and 2003 Defensive Player of the Year in the Virginia Peninsula area.

★ Added all-state and first-team all-district honors as a senior, recording 110 tackles, including 18 for loss, and two interceptions. Also played running back for seven games, picking up 1,245 rushing yards and scoring 13 touchdowns during his final campaign.

★ Has two brothers, Deron - who will play with the Calgary Stampedede of the CFL in 2012 and went to training camp with the Denver Broncos in 2011 - and Derek, who played college football at Richmond.

★ Majored in sport management at Tennessee.

★ ★ ★ ★ ★ JEROD MAYO ★ ★ ★ ★ ★																		
Pos: LB Ht: 6-1 Wt: 250 Year: 5th Acq: D1-08 (10th) College: Tennessee Born: 2/23/86																		
REGULAR SEASON			TACKLES					INTERCEPTIONS				MISCELLANEOUS						
Year	Team	G/S	TT	UT	A	S	Yds	No	Yds	Avg	Lg	TD	PD	FF	FR	Yds	TD	SpT
2008	Patriots	16/16	139	93	46	0.0	0.0	0	0	0.0	0	0	4	1	1	0	0	2
2009	Patriots	13/12	114	75	39	1.5	14.5	0	0	0.0	0	0	0	1	0	0	0	0
2010	Patriots	16/16	193	115	78	2.0	14.0	0	0	0.0	0	0	5	1	3	0	0	1
2011	Patriots	14/13	103	67	36	1.0	5.0	2	4	2.0	2	0	4	1	0	0	0	0
2012	Patriots	16/16	184	115	69	3.0	24.0	1	0	0.0	0	0	2	4	1	0	0	0
Totals - 5 years		75/73	733	465	268	7.5	57.5	3	4	1.3	2	0	15	8	5	0	0	3
POSTSEASON			TACKLES					INTERCEPTIONS				MISCELLANEOUS						
Year	Team	G/S	TT	UT	A	S	Yds	No	Yds	Avg	Lg	TD	PD	FF	FR	Yds	TD	SpT
2009	Patriots	1/1	7	4	3	0.0	0.0	0	0	0.0	0	0	0	0	0	0	0	0
2010	Patriots	1/1	6	3	3	0.0	0.0	0	0	0.0	0	0	0	0	0	0	0	0
2011	Patriots	3/3	32	16	16	0.0	0.0	0	0	0.0	0	0	1	1	0	0	0	0
2012	Patriots	2/2	15	10	5	0.0	0.0	0	0	0.0	0	0	0	1	0	0	0	0
Totals - 4 years		7/7	60	33	27	0.0	0.0	0	0	0.0	0	0	0	2	0	0	0	0



★ ★ ★ ★ ★ MAYO'S CAREER GAME-BY-GAME ★ ★ ★ ★ ★

2008	Opponent	P/S	TT	UT	A	S	Yds	I	Yds	PD	FF	FR	SpT	
09/07	Kansas City	S	7	6	1	-	-	-	-	-	-	-	-	
09/14 at	N.Y. Jets	S	9	6	3	-	-	-	-	-	-	-	-	
09/21	Miami	S	14	8	6	-	-	-	-	-	-	-	-	
10/05 at	San Francisco	S	4	3	1	-	-	-	-	-	-	-	-	
10/12 at	San Diego	S	6	3	3	-	-	-	-	-	-	-	1	
10/20	Denver	S	11	7	4	-	-	-	-	-	1	-	-	
10/26	St. Louis	S	4	1	3	-	-	-	-	-	-	-	-	
11/02 at	Indianapolis	S	10	4	6	-	-	-	-	1	-	-	-	
11/09	Buffalo	S	6	3	3	-	-	-	-	1	-	-	-	
11/13	N.Y. Jets	S	23	17	6	-	-	-	-	1	-	-	-	
11/23 at	Miami	S	4	3	1	-	-	-	-	-	-	-	-	
11/30	Pittsburgh	S	6	6	0	-	-	-	-	-	-	-	1	
12/07 at	Seattle	S	8	7	1	-	-	-	-	-	-	-	-	
12/14 at	Oakland	S	11	10	1	-	-	-	-	1	-	-	-	
12/21	Arizona	S	7	5	2	-	-	-	-	1	-	-	-	
12/28 at	Buffalo	S	9	4	5	-	-	-	-	-	-	-	-	
2008 Totals			16/16	139	93	46	0.0	0.0	0	0	4	1	1	2

2009	Opponent	P/S	TT	UT	A	S	Yds	I	Yds	PD	FF	FR	SpT	
09/14	Buffalo	S	1	0	1	-	-	-	-	-	-	-	-	
09/20 at	N.Y. Jets								Inactive					
09/27	Atlanta								Inactive					
10/04	Baltimore								Inactive					
10/11 at	Denver	p	8	7	1	-	-	-	-	-	1	-	-	
10/18	Tennessee	S	6	5	1	-	-	-	-	-	-	-	-	
10/25 at	Tampa Bay	S	8	6	2	-	-	-	-	-	-	-	-	
11/08	Miami	S	16	9	7	-	-	-	-	-	-	-	-	
11/15 at	Indianapolis	S	7	3	4	1.0	11.0	-	-	-	-	-	-	
11/22	N.Y. Jets	S	8	4	4	-	-	-	-	-	-	-	-	
11/30 at	New Orleans	S	9	6	3	-	-	-	-	-	-	-	-	
12/06 at	Miami	S	11	10	1	0.5	3.5	-	-	-	-	-	-	
12/13	Carolina	S	6	4	2	-	-	-	-	-	-	-	-	
12/20 at	Buffalo	S	9	6	3	-	-	-	-	-	-	-	-	
12/27	Jacksonville	S	16	9	7	-	-	-	-	-	-	-	-	
01/03 at	Houston	S	9	6	3	-	-	-	-	-	-	-	-	
2009 Totals			13/12	114	75	39	1.5	14.5	0	0	0	1	0	0
01/10	Baltimore	S	7	4	3	-	-	-	-	-	-	-	-	-
2009 Postseason			1/1	7	4	3	0.0	0.0	0	0	0	0	0	0

2010	Opponent	P/S	TT	UT	A	S	Yds	Int	/Yds	PD	FF	FR	SpT	
09/12 at	Cincinnati		11	7	4	-	-	-	-	-	-	-	-	
09/19	N.Y. Jets		9	4	5	-	-	-	-	-	-	-	-	
09/26 at	Buffalo		9	7	2	1.0	7.0	-	-	-	-	-	-	
10/04	Miami		17	16	1	-	-	-	-	-	1	-	-	
10/17 at	Baltimore		19	9	10	-	-	-	-	-	-	-	-	
10/24	San Diego		12	8	4	-	-	-	-	-	-	1	1	
10/31 at	Minnesota		17	7	10	-	-	-	-	-	-	-	-	
11/07 at	Cleveland		9	5	4	-	-	-	-	-	-	-	-	
11/14	Pittsburgh		13	5	8	-	-	-	-	-	-	-	-	
11/21 at	Indianapolis		15	11	4	-	-	-	-	-	1	-	-	
11/25	Detroit		14	10	4	-	-	-	-	-	1	-	-	
12/06 at	N.Y. Jets		12	6	6	-	-	-	-	-	-	-	-	
12/12	Chicago		5	3	2	-	-	-	-	-	-	1	-	
12/19 at	Green Bay		19	10	9	-	-	-	-	-	-	-	-	
12/26	Buffalo		4	2	2	-	-	-	-	-	2	1	1	
01/02	Miami		8	5	3	1.0	7.0	-	-	-	-	-	-	
2010 Totals			193	115	78	2.0	14.0	0	0	0	5	1	3	1
01/16	N.Y. Jets		6	3	3	-	-	-	-	-	-	-	-	-
2010 Postseason			6	3	3	0.0	0.0	0	0	0	0	0	0	0

2011	Opponent	P/S	TT	UT	A	S	Yds	Int	Yds	PD	FF	FR	SpT	
09/12 at	Miami	S	5	5	0	-	-	-	-	-	-	-	-	
09/18	N.Y. Jets	S	15	9	6	-	-	-	-	-	1	-	-	
09/25 at	Buffalo	S	5	5	0	-	-	-	-	-	-	-	-	
10/02 at	Oakland	S	4	2	2	-	-	-	-	-	-	-	-	
10/09	N.Y. Jets								Inactive					
10/16	Dallas								Inactive					
10/30 at	Pittsburgh	p	3	1	2	-	-	-	-	-	-	-	-	
11/06	N.Y. Giants	S	7	4	3	-	-	-	-	-	-	-	-	
11/13 at	N.Y. Jets	S	5	3	2	-	-	-	-	-	-	-	-	
11/21	Kansas City	S	11	7	4	-	-	-	-	-	-	-	-	
11/27 at	Philadelphia	S	5	3	2	-	-	-	-	-	-	-	-	
12/04	Indianapolis	S	7	4	3	-	-	1	2	2	-	-	-	
12/11 at	Denver	S	8	4	4	-	-	1	2	1	-	-	-	
12/18 at	Washington	S	8	7	1	-	-	-	-	-	-	-	-	
12/24	Miami	S	12	7	5	1.0	5.0	-	-	-	-	-	-	
01/01	Buffalo	S	8	6	2	-	-	-	-	-	1	-	-	
2011 Totals			14/13	103	67	36	1.0	5.0	2	4	4	1	0	0
01/14	Denver	S	13	6	7	-	-	-	-	-	-	-	-	-
01/22	Baltimore	S	8	2	6	-	-	-	-	-	1	-	-	-
02/05	N.Y. Giants	S	11	8	3	-	-	-	-	-	1	-	-	-
2011 Postseason			3/3	32	16	16	0.0	0.0	0	0	1	1	0	0

Players





Devin McCourty



32

HT: 5-10 WT: 195
Born: 8/13/1987 Exp. (NFL/Patriots): 3/3
GP/GS: 46/46 (6/6) Acq: D1-10 (27th)
College: Rutgers Hometown: Montvale, NJ

PRO BOWLS



DEFENSIVE BACK



CAREER TRANSACTIONS

Devin McCourty was drafted by New England in the first round (27th overall) of the 2010 NFL Draft.

CAREER HIGHLIGHTS

- ★ Selected to his first Pro Bowl, becoming the fourth Patriots player to be selected as a rookie (Mike Haynes, 1976; John Stephens, 1988; Curtis Martin, 1995).
- ★ Named to the Associated Press All-Pro Second Team in 2010.
- ★ His seven interceptions in 2010 are the second-most by a Patriots rookie in franchise history and tied for second in the NFL in 2010.

SEASONAL REVIEWS

2012 (16/16, 2/2)

- ★ Elected a defensive co-captain by his teammates for the second consecutive season. Also utilized as the kickoff returner.
- ★ Began the season as the starter at left cornerback and moved to safety with the injuries to Patrick Chung and the acquisition of Aqib Talib.
- ★ Has five interceptions on the season with three coming in the Patriots end zone to stop a driving opponent.
- ★ Shifted to left corner due to injuries in the secondary for the win at Jacksonville (12/23) and made five tackles.
- ★ Picked off a pass in the end zone for the second straight week vs. San Francisco (12/16) to accompany his four tackles.
- ★ Had a key interception in the win over Houston (12/10) in the Patriots end zone in the first quarter that led to a Patriots touchdown.
- ★ Compiled a season-high tying nine tackles on defense and forced a fumble on special teams that was returned by the Patriots for a touchdown in the win at N.Y. Jets (11/22).
- ★ Started his third straight game at safety due to injury and registered a season-high nine tackles, intercepted a Bills pass to seal the win on the final drive a forced a fumble on the Patriots goal line vs. Buffalo (11/11).
- ★ Returned a first-quarter kickoff 104 yards for a touchdown, marking the second-longest kickoff return in Patriots history, a key play in the Patriots overtime win vs. N.Y. Jets (10/21). Forced to start at safety due to injuries in the secondary and made three tackles.
- ★ Started and made six tackles and intercepted two passes in the win at Buffalo (9/30). McCourty returned the second pick 34 yards deep into Bills territory and the offense converted the turnover into a touchdown. It was the second two interception game of his career.
- ★ Led the defense with four passes defended at Baltimore. (9/23). Also made seven tackles.
- ★ Started at cornerback, was second on the team with seven tackles and let the team with two passes defended in the season-opening win at Tennessee (9/9).

2011 (14/14, 3/3)

- ★ Started all 14 of the games he played, missing two due to injury.

Double Trouble:

After being selected by the Patriots in the first round of the 2010 NFL Draft, CB Devin McCourty became part of a select group in league history. McCourty's identical twin brother, Jason, is a cornerback with Tennessee, selected in the sixth round of the 2009 NFL Draft. The two are the 11th set of twins to play in the NFL. Devin and Jason were cornerbacks in the Rutgers secondary from 2005-08. Devin redshirted for the 2005 season and therefore was a year behind his brother in eligibility. McCourty is the second twin to suit up for the Patriots, after CB Kato Serwanga was a member of the team from 1998-2000. His twin brother Jason played for San Francisco and Minnesota from 1999-2001. According to McCourty's mother, the two can only be told apart by tiny scars on their faces left by chickenpox.

- ★ Finished the season with two interceptions, 12 passes defended, 94 tackles on defense and five special teams tackles.
- ★ Saw limited action at safety.
- ★ Started all three playoff games and made 19 tackles.
- ★ Recorded his first interception of the season at the Patriots two-yard line on a deep Matt Moore pass. Added nine tackles and a career-high four passes defended against the Dolphins (12/24).
- ★ Started Super Bowl XLVI against the Giants (2/5) and made seven tackles.

2010 (16/16, 1/1)

- ★ Started all 16 games and the playoff game vs. N.Y. Jets (1/16).
- ★ Finished his rookie season with 83 tackles, one sack, 17 passes defended (tied for seventh in the league), two forced fumbles and a team-high seven interceptions - the second-most by a Patriots rookie behind Mike Haynes (eight in 1976). The seven interceptions tied for second in the NFL.
- ★ Selected to his first Pro Bowl, becoming the fourth Patriots player to be selected as a rookie (Mike Haynes, 1976; John Stephens, 1988; Curtis Martin, 1995).
- ★ Named to the Associated Press All-Pro Second Team.
- ★ Played in and started his first NFL game in the season opener vs. Cincinnati (9/12), recording six tackles and a pass defended.
- ★ Registered his first NFL interception at San Diego (10/24) on a Philip Rivers pass in the second quarter.
- ★ Picked up a game-changing interception vs. Minnesota (10/31) off a Brett Favre pass intended for Percy Harvin at the Patriots' 26-yard line and returned it 37 yards. He also broke up a potential 59-yard touchdown pass from Favre to Harvin as well as a goal-line pass to Greg Lewis in the fourth



★ ★ ★ HONORS & AWARDS ★ ★ ★

2010

Pro Bowl

Associated Press All-Pro: Second Team

Peter King's SI.com All-Pro

Pro Football Weekly/PFWA All Rookie Team

Sporting News All-Pro Team

quarter in a 28-18 win.

★ Intercepted a Peyton Manning pass vs. Indianapolis (11/21) in the third quarter at the Patriots' 39-yard line and batted down another Manning pass in the first quarter in a 31-28 win.

★ Recorded two interceptions on Thanksgiving at Detroit (11/25), picking off a Shaun Hill pass in the third quarter and returning it 23 yards to the Detroit 26-yard line, resulting in a Patriots touchdown four plays later. Also intercepted Hill in the fourth quarter, returning it 50 yards to the Detroit 12-yard line, setting up another Patriots touchdown.

★ Registered an interception in the third consecutive game vs. N.Y. Jets (12/6) after picking off Mark Sanchez at the New England six-yard line in the third quarter.

★ Forced a Johnny Knox fumble at Chicago (12/12) in the second quarter that Gary Guyton recovered and returned 35 yards for a touchdown in a 36-7 win.

★ Recorded his first career sack vs. Green Bay (12/19), bringing down Matt Flynn for a 4-yard loss on first down in the fourth quarter, starting off a defensive series in which the Patriots forced a key three-and-out while trailing 27-24 in a 31-27 win. Finished with 11 tackles and two passes defended, including stopping John Kuhn for no gain on second-and-goal from the 1-yard line in the fourth quarter, helping to force a Packers field goal.

★ Forced a Ryan Fitzpatrick fumble on a 14-yard scramble that was recovered by Eric Moore at the New England 37-yard line at Buffalo (12/26).

★ Intercepted a Chad Henne pass vs. Miami (1/2) on the fifth play of the game at the Patriots 47-yard line.

COLLEGE

★ Started 39 of 52 games at cornerback, recording 238 tackles (149 solos with a 4-yard sack, 14 stops for minus 34 yards, two pressures, two forced fumbles and five fumble recoveries.

★ Deflected 27 passes and intercepted six others for 105 yards in returns (17.5 avg.) and two TDs. Also blocked seven kicks (six punts, one field goal) for 102 yards in returns, as six blocks led to Rutgers scoring drives.

★ His 49 tackles on special teams are the most by a Big

★ ★ ★ 7 INTERCEPTIONS ★ ★ ★

Rookie CB Devin McCourty tied for second in the NFL and led all rookies with seven interceptions in 2010. The seven interceptions by a Patriots rookie are second to the eight by Mike Haynes in 1976.

MOST INTERCEPTIONS BY A PATRIOTS ROOKIE

Player	Interceptions	Year
Mike Haynes	8	1976
Devin McCourty	7	2010

2010 NFL INTERCEPTION LEADERS

Rank	Player	Interceptions
Ed Reed (BAL)		8
Devin McCourty (NE)		7
Troy Polamalu (PIT)		7
Asante Samuel (PHI)		7

East player during the span of the 2006-09 seasons.

★ His two interception returns for touchdowns are tied for seventh on the conference season-record list.

★ His 98-yard kickoff return vs. UConn in 2009 tied Hall Conors (vs. Maryland in 1998) for the third-longest kickoff return in school history.

★ Academic All-Big East Conference in '06 and '07.

★ Earned *The NFL Draft Report* All-American and All-Big East Conference first-team honors, becoming the first conference player to earn that honor at two different positions in the same year (cornerback and special teams) as a senior.

★ First-team All-Big East Conference selection by *The NFL Draft Report* as a junior.

PERSONAL

★ Devin McCourty was born on Aug. 13, 1987.

★ Attended Saint Joseph's (Montvale, N.J.) High School.

★ His twin brother, Jason, was a teammate and fellow cornerback at Saint Joseph's High School and Rutgers. He was selected in the sixth round of the 2009 NFL Draft by the Tennessee Titans.

★ Was an all-league first-team defensive back in his final two seasons, as he played alongside his twin brother.

★ After his senior campaign, he was one of nine Rutgers recruits to play in the 2005 New York/New Jersey Governor's Bowl at Rutgers Stadium.

★ Also lettered in basketball, starting at point guard for a team that compiled a 26-2 record during his senior season

★ Majored in sociology.

★ ★ ★ ★ ★ DEVIN MCCOURTY ★ ★ ★ ★ ★

Pos: DB Ht: 5-10 Wt: 195 Year: 3rd Acq: D1-10 (27th) College: Rutgers Born: 8/13/87

REGULAR SEASON		TACKLES				INTERCEPTIONS				MISCELLANEOUS				KICK RETURNS									
Year	Team	G/S	TT	UT	A	S Yds	NO	Yds	Avg	Lg	TD	PD	FF	FR	Yds	TD	SpT	No	Yds	Avg	Lg	TD	
2010	Patriots	16/16	83	71	12	1.0	4.0	7	110	15.7	50	0	17	2	0	0	0	12	0	0	0.0	0	0
2011	Patriots	14/14	94	71	23	0.0	0.0	2	38	19.0	38	0	12	0	0	0	0	5	1	24	24.0	24	0
2012	Patriots	16/16	89	63	26	0.0	0.0	5	53	10.6	34	0	13	2	0	0	0	2	21	518	24.7	104f	1
Totals - 3 years		46/46	266	205	61	1.0	4.0	14	201	14.4	50	0	42	4	0	0	0	19	22	542	24.6	104f	1
POSTSEASON		TACKLES				INTERCEPTIONS				MISCELLANEOUS				KICK RETURNS									
Year	Team	G/S	TT	UT	A	S Yds	No	Yds	Avg	Lg	TD	PD	FF	FR	Yds	TD	SpT	No	Yds	Avg	Lg	TD	
2010	Patriots	1/1	2	2	0	0.0	0.0	0	0	0.0	0	0	0	0	0	0	0	1	0	0	0.0	0	0
2011	Patriots	3/3	19	14	5	0.0	0.0	0	0	0.0	0	0	0	0	0	0	0	0	0	0.0	0	0	0
2012	Patriots	2/2	15	10	5	0.0	0.0	0	0	0.0	0	0	0	0	0	0	0	1	6	121	20.2	29	0
Totals - 2 years		6/6	36	26	10	0.0	0.0	0	0	0.0	0	0	0	0	0	0	0	2	6	121	20.2	29	0



★ ★ ★ ★ ★ MCCOURTY'S CAREER GAME-BY-GAME ★ ★ ★ ★ ★

2010	Opponent	P/S	TT	UT	A	S	Yds	Int	Yds	PD	FF	FR	SpT
09/12	Cincinnati	S	6	6	0	-	-	-	-	1	-	-	1
09/19	N.Y. Jets	S	3	1	2	-	-	-	-	-	-	-	-
09/26	Buffalo	S	5	5	0	-	-	-	-	-	-	-	-
10/04	at Miami	S	7	4	3	-	-	-	-	1	-	-	1
10/17	Baltimore	S	5	4	1	-	-	-	-	1	-	-	-
10/24	at San Diego	S	3	3	0	-	-	1	0	1	-	-	-
10/31	Minnesota	S	5	5	0	-	-	1	37	3	-	-	1
11/07	at Cleveland	S	7	6	1	-	-	-	-	-	-	-	-
11/14	at Pittsburgh	S	10	9	1	-	-	-	-	1	-	-	2
11/21	Indianapolis	S	5	5	0	-	-	1	0	2	-	-	-
11/25	at Detroit	S	4	3	1	-	-	2	73	2	-	-	4
12/06	N.Y. Jets	S	2	2	0	-	-	1	0	1	-	-	1
12/12	at Chicago	S	4	4	0	-	-	-	-	1	1	-	-
12/19	Green Bay	S	11	9	2	1.0	4.0	-	-	1	-	-	-
12/26	at Buffalo	S	5	4	1	-	-	-	-	1	-	-	-
01/02	at Miami	S	1	1	0	-	-	1	0	2	-	-	1
2010 Totals			16/16	83	71	12	1.0	4.0	7	110	17	2	0
01/16	N.Y. Jets	S	2	2	0	-	-	-	-	-	-	-	1
2010 Postseason			1/1	2	2	0	0.0	0.0	0	0	0	0	1

2011	Opponent	P/S	TT	UT	A	S	Yds	Int	Yds	PD	FF	FR	SpT
09/12	at Miami	S	11	10	1	-	-	-	-	2	-	-	1
09/18	N.Y. Jets	S	2	2	0	-	-	-	-	-	-	-	-
09/25	at Buffalo	S	8	8	0	-	-	-	-	1	-	-	-
10/02	at Oakland	S	9	7	2	-	-	-	-	-	-	-	-
10/09	N.Y. Jets	S	5	1	4	-	-	-	-	-	-	-	-
10/16	Dallas	S	6	4	2	-	-	-	-	-	-	-	-
10/30	at Pittsburgh	S	11	7	4	-	-	-	-	-	-	-	-
11/06	N.Y. Giants	S	6	4	2	-	-	-	-	-	-	-	-
11/13	at N.Y. Jets	S	3	3	0	-	-	-	-	-	-	-	1
11/21	Kansas City									Inactive			
11/27	at Philadelphia									Inactive			
12/04	Indianapolis	S	4	4	0	-	-	-	-	-	-	-	-
12/11	at Washington	S	9	7	2	-	-	-	-	3	-	-	1
12/18	at Denver	S	4	4	0	-	-	-	-	1	-	-	1
12/24	Miami	S	9	5	4	-	-	1	0	4	-	-	-
01/01	at Buffalo	S	7	5	2	-	-	-	-	1	38	1	0
2011 Totals			14/14	94	71	23	0	0	2	38	12	0	0
01/14	Denver	S	7	5	2	-	-	-	-	-	-	-	-
01/22	Baltimore	S	5	3	2	-	-	-	-	-	-	-	-
02/05	N.Y. Giants	S	7	6	1	-	-	-	-	-	-	-	-
2011 Postseason			3/3	19	14	5	0.0	0.0	0	0	0	0	0



Nick McDonald

65

HT: 6-4 WT: 305
 Born: 6/27/1987 Exp. (NFL/Patriots): 3/2
 GP/GS (Playoffs): 17/3 (2/0) Acq: FA-11
 College: Grand Valley State Hometown: Sterling Heights, Mich.

★ ★ ★ OFFENSIVE LINE ★ ★ ★

CAREER TRANSACTIONS

Nick McDonald was signed by the New England Patriots to the 53-man roster from the practice squad on Dec. 3, 2011 ... Originally signed by Green Bay as a rookie free agent (4/30/10) ... Waived by Green Bay (9/3/11) ... Signed to the New England practice squad (9/5/11) ... Released by New England (9/15/11) ... Signed to the New England practice squad on (9/16/11).

SEASONAL REVIEWS

- 2012 (13/1, 0/0)**
- ★ Was inactive for both postseason games.
 - ★ Appears as a reserve along the offensive line and as tackle-eligible tight end in short yardage situations.
 - ★ Inactive due to injury vs. Hosuton (12/10).
 - ★ Stepped in at right guard after Dan Connolly left with an injury in the win at Miami (12/2).
 - ★ Started at right guard for the first time in 2012 in place of injured Dan Connolly in win vs. Indianapolis (11/18).
 - ★ Came on in the second half to replace and injured Logan Mankins at left guard in the win vs. Buffalo (11/11).
 - ★ Saw significant playing time at right guard of the overtime win vs. N.Y. Jets (10/21) after Dan Connolly left the game after the first series with an illness.
 - ★ Made his first appearance of the season on special teams vs. Arizona (9/16).
 - ★ Was inactive due to injury for season-opening win at Tennessee (9/9) and at Baltimore (9/23).

- 2011 (4/2, 2/0)**
- ★ Began the year on the practice squad before being signed to the 53-man roster on Dec. 3.
 - ★ Played in four games with two starts on the offensive line at center in place of an injured Dan Connolly.
 - ★ Appeared in two postseason games but was inactive

against the Giants in Super Bowl XLVI (2/5) when Sebastian Vollmer returned to action from injury.

- ★ Made his first career start at center in his first NFL game in the Patriots' win vs. Indianapolis (12/4).
- ★ Saw action as a reserve on special teams in the Divisional Playoff game vs. Denver (1/14) as well as the AFC Championship vs. Baltimore(1/22).
- ★ Began 2011 in training camp with Green Bay.

2010 (0/0, 0/0 – Green Bay)


- ★ Made the 53-man roster but was inactive for all 16 regular-season games and four postseason games after signing with the Packers as a rookie free agent.

COLLEGE

- ★ Played in 44 games with 29 starts at Grand Valley State.
- ★ Named the Great Lakes Intercollegiate Athletic Conference Offensive Lineman of the Year as a senior.
- ★ Started all 15 games at left tackle as a senior and earned first-team All-American honors from the American Football Coaches Association and named an Associated Press Little All-American.
- ★ Helped lead Grand Valley State to the Division II National Championship game as a senior in 2009.
- ★ Named second-team All Conference as a junior.

PERSONAL

- ★ Born June 27, 1987 in Salinas, Calif.
- ★ Credits family friend Gail Joseph as an inspiration in his life after she took him in at age 14 after his mother passed away from cancer.
- ★ Named All-Macomb Area Conference in final two seasons at Henry Ford High School in Sterling Hills, Mich., where his jersey is retired.
- ★ Earned a degree in Criminal Justice.



**Zoltan
MESKO**

14

HT: 6-5 WT: 230
Born: 3/6/1986

Exp. (NFL/Patriots): 3/3
GP/GS (Playoffs): 48/0 (6/0) Acq: D5-10 (150th)
College: Michigan Hometown: Twinsburg, Ohio

★★★ PUNTER ★★★

CAREER TRANSACTIONS

Zoltan Mesko was drafted by the New England Patriots in the fifth round (150th overall) of the 2010 NFL Draft.

CAREER HIGHLIGHTS

- ★ Set an NFL rookie record for net punting average in 2010 with a 38.4 net average. It is the highest of any rookie punter since the net punting average was first tracked in 1976, surpassing the 38.0 net average that Los Angeles Rams' Dale Hatcher set in 1985.
- ★ Mesko's career-long tying 65-yard punt vs. Baltimore (10/17/10) was the longest overtime punt in Patriots history and the longest for the Patriots since Chris Hanson's 70-yard punt in 2008.
- ★ Currently sits as the Patriots second all-time leader in punting average with 44.2 yards per punt (minimum 10 punts).

SEASONAL REVIEWS

2012 (16/0, 2/0)

- ★ Patriots punter finished the regular season sitting in second place in franchise history with a 44.2 yard average for his career (minimum 10 punts).

2011 (16/0, 3/0)

- ★ Appeared in all 16 games and finished the season with 57 punts for 2,648 yards (46.5 avg., 41.5 net avg.), three touchbacks, 24 downed inside the 20-yard line, and a long of 65.
- ★ Appeared in all three postseason games and finished with seven punts for 298 yards (42.6 avg., 37.7 net), dropping three inside the opponent's 20-yard line and a long of 53.
- ★ Mesko led the AFC and finished third in the NFL in 2011 and sixth-highest single season average in NFL history with a 41.5 net average. His 46.5 average overall in 2011 is the best in team history, topping the 45.8 average by Tom Tupa

★★★ **BEST NET AVERAGE** ★★★

Zoltan Mesko finished the 2011 season with a 41.5 net average, the sixth-best net average in NFL history. It marked just the 25th time in NFL history that a player finished a season with a net average over 40 yard.

BEST NET AVERAGE IN NFL HISTORY/SEASON

Player	Year	Net Average
Andy Lee (San Francisco)	2011	44.0
Shane Lechler (Oakland)	2009	43.9
Thomas Morstead (New Orleans)	2011	43.1
Donnie Jones (St. Louis)	2009	41.7
Matt McBriar (Dallas)	2010	41.7
Zoltan Mesko (Patriots)	2011	41.5

EXTRA POINTS

- ★ Mesko was born in Timosoara, Romania, on the Romania-Hungary border. On many occasions in 1989, during the communist revolutions, his family was forced to take cover by diving on the floor to avoid gun shots from the armies.
- ★ His family was able to escape Romania when his father won a United States Permanent Resident Card (green card) in the Diversity Immigrant Visa Lottery in 1997 when Mesko was 11.
- ★ An avid soccer player, Mesko discovered football after breaking a light fixture during a game of kickball in the gym in 8th grade. When given the choice to pay for the light fixture or play football, Mesko chose football.
- ★ Interned with Graham Partners, a Philadelphia, Pa. private equity firm in the spring of 2011.

in 1997.

- ★ Achieved career highs in punts (6), yards (314) and average (52.3) in a single game vs. Miami (12/24). Dropped four of his punts inside the opponent 20-yard line and tied a career-long with a 65-yard punt in the first quarter.
- ★ Boomed two punts for 78 yards (39.0 avg.) vs. Denver (1/14) in the Divisional playoff, both pinning Denver inside its own 20-yard line.

2010 (16/0, 1/0)

- ★ Punted in all 16 games and finished with a 38.4 net average to set an NFL rookie record for net punting average. His 38.4 net average is the highest of any rookie punter since the net punting average was first tracked in 1976.
- ★ Finished the season with 58 punts for 2,505 yards (43.2 avg., 38.4 net avg.), five touchbacks, 19 downed inside the 20-yard line, and a long of 65.
- ★ Notched a career-long 65-yard punt in overtime of the 23-20 win vs. Baltimore (10/17), marking the longest overtime punt in team history: With the Patriots facing a fourth-and-six from their own 16-yard line in overtime, Mesko's 65-yard punt significantly changed field position, giving the Ravens possession at their own 19-yard line and keeping the Patriots alive to win, 23-20.
- ★ Made his first career special teams tackle vs. N.Y. Jets (12/6).



★ ★ ★ **RECORD AVERAGE** ★ ★ ★

Mesko led the AFC and finished third in the NFL in 2011 with a 41.5 net average. His 46.5 average overall in 2011 is the best in team history, topping the 45.8 average by Tom Tupa in 1997.

★ ★ ★ **HONORS & AWARDS** ★ ★ ★

2010

Pro Football Weekly/PFWA All-Rookie Team

★ ★ ★ **ROOKIE RECORD** ★ ★ ★

Zoltan Mesko finished with a 38.4 net average to set an NFL rookie record for net punting average. His 38.4 net average is the highest of any rookie punter since the net punting average was first tracked in 1976, surpassing the 38.0 net average that Los Angeles Rams' Dale Hatcher set in 1985.

COLLEGE

- ★ Was a four-year letterman and starter at punter.
- ★ Four-time Academic All-Big Ten Conference (2006-09).
- ★ UM Athletic Academic Achievement (2006-08).
- ★ Two-time All-Big Ten first team selection by the coaches and media (2008-09).
- ★ Became the first special teams player in school history elected team captain, appearing in 50 career games.
- ★ Holds UM career record for punts and punting yardage with 243 career punts for 10,325 yards.
- ★ 42.5-yard career average ranks second in school history.
- ★ Had 58 punts of 50 yards or better, with a career long of 68 vs. Ohio State (Nov. 17, 2007).
- ★ 2009 Honors and Awards: CoSIDA Academic All-America first team, Walter Camp Football Foundation All-America second team, *ESPN The Magazine* Academic All-America first team, *Playboy Magazine* All-American, Associated Press All-America second team, Walter Camp Football Foundation All-America second team, Rivals.com All-America second team, Phil Steele's All-America second team, Named to Lowe's Senior CLASS Award Senior All-America second team, SI.com All-America honorable mention and CollegeFootballNews.com All-America honorable mention, Ray Guy Award (finalist), Lowe's Senior CLASS Award (finalist), Danny Wuerffel Trophy (finalist), Recipient of Dr. Arthur D. Robinson Scholarship Award as the top senior scholar on the U-M team, CoSIDA Academic All-District IV first team.
- ★ 2008 Honors and Awards: Phil Steele's All-America fourth team, Ray Guy Award semifinalist, 2008 All-Big Ten first team

(coaches and media), Big Ten Distinguished Scholar Award.

- ★ First in the Big Ten and 19th nationally in punting average (42.95 avg.) as a junior, punting 80 times for 3,436 yards, both established school records.
- ★ Completed a successful fourth down conversion with a 13-yard rush against the Irish.
- ★ 2007 Honors and Awards: Derek Howard Award winner as Michigan's top hustler, Ray Guy Award and Academic All-America candidate.

PERSONAL

- ★ Born March 6, 1986 in Timisoara, Romania and both parents are natives of Romania.
- ★ Father is a former professional bowler.
- ★ Attended Twinsburg High School (2005).
- ★ Most Valuable Performer at the Ray Guy Kicking Academy in 2004.
- ★ Played basketball and ran track for two years.
- ★ Enrolled in the Stephen M. Ross School of Business and was a business administration major.
- ★ Received his master's degree in Sports Management from the University of Michigan in 2010.



★ ★ ★ ★ ★ **ZOLTAN MESKO** ★ ★ ★ ★ ★

Pos: P Ht: 6-5 Wt: 230 Year: 3rd Acq: D5-10 (150th) College: Michigan Born: 3/16/86

REGULAR SEASON			PUNTING							
Year	Team	G	No	Yds	Avg	Net	TB	In20	Lg	Bik
2010	Patriots	16	58	2,505	43.2	38.4	5	19	65	0
2011	Patriots	16	57	2,648	46.5	41.5	3	24	65	0
2012	Patriots	16	60	2,585	43.1	37.9	5	28	62	1
Totals - 3 Years		48	170	7,738	44.2	39.2	13	65	65	1

Additional Statistics: Special Teams tackles (2); 2010 (1); 2011 (1)

POSTSEASON			PUNTING							
Year	Team	G	No	Yds	Avg	Net	TB	In20	Lg	Bik
2010	Patriots	1	4	188	47.0	41.0	1	0	55	0
2011	Patriots	3	7	298	42.6	37.7	1	3	53	0
2012	Patriots	2	10	443	44.3	41.5	0	6	64	0
Totals - 3 Years		6	21	929	44.2	40.1	2	9	64	0

★ ★ ★ ★ ★ **MESKO'S CAREER GAME-BY-GAME** ★ ★ ★ ★ ★

2010	Opponent	No.	Yds	Avg	Net	TB	In 20	Lg	B	2011	Opponent	No.	Yds	Avg	Net	TB	In 20	Lg	B
09/12	Cincinnati	1	43	43.0	43.0	0	0	43	0	09/12 at	Miami	4	152	38.0	30.3	1	1	39	0
09/19 at	N.Y. Jets	3	146	48.7	45.0	0	1	56	0	09/18	San Diego	2	85	42.5	43.5	0	1	54	0
09/26	Buffalo	3	113	37.7	34.7	0	0	44	0	09/25 at	Buffalo	3	140	46.7	40.0	0	2	57	0
10/04 at	Miami	3	123	41.0	33.3	0	1	60	0	10/02 at	Oakland	3	147	49.0	43.0	0	2	51	0
10/17	Baltimore	6	282	47.0	47.2	0	2	65	0	10/09	N.Y. Jets	4	205	51.5	41.3	1	1	56	0
10/24 at	San Diego	4	153	38.3	35.3	0	2	45	0	10/16	Dallas	2	96	48.0	46.5	0	1	53	0
10/31	Minnesota	5	237	47.4	42.0	1	1	55	0	10/30 at	Pittsburgh	4	168	42.0	39.0	0	1	53	0
11/07 at	Cleveland	5	207	41.4	33.8	1	1	51	0	11/06	N.Y. Giants	5	225	45.0	45.0	0	0	50	0
11/14 at	Pittsburgh	5	201	40.2	31.8	1	3	53	0	11/13 at	N.Y. Jets	4	187	46.8	43.8	0	2	58	0
11/21	Indianapolis	3	132	44.0	43.7	0	1	45	0	11/21	Kansas City	4	203	50.8	33.0	0	0	52	0
11/25 at	Detroit	3	153	51.0	41.7	1	1	50	0	11/27 at	Philadelphia	3	145	48.3	48.3	0	2	55	0
12/06	N.Y. Jets	3	140	46.7	38.0	0	1	52	0	12/04	Indianapolis	4	187	46.8	41.5	0	2	52	0
12/12 at	Chicago	2	71	35.5	17.0	1	0	38	0	12/11 at	Washington	3	135	45.0	38.3	1	1	61	0
12/19	Green Bay	5	202	40.4	35.2	0	1	48	0	12/18 at	Denver	4	162	40.5	39.5	0	3	43	0
12/26 at	Buffalo	5	206	41.2	41.2	0	3	48	0	12/24	Miami	6	314	52.3	48.2	0	4	65	0
01/02	Miami	2	96	48.0	48.0	0	1	49	0	01/01	Buffalo	2	97	48.5	46.0	0	1	51	0
2010 Totals		58	2505	43.2	38.4	5	19	65	0	2011 Totals		57	2648	46.5	41.5	3	24	65	0
01/16	N.Y. Jets	4	188	47.0	41.0	1	0	55	0	01/16	N.Y. Jets	2	78	39.0	39.0	0	2	40	0
2010 Postseason		4	188	47.0	41.0	1	0	55	0	01/22	Baltimore	2	97	48.5	36.5	1	0	53	0
										02/05	N.Y. Giants	3	123	41.0	37.7	0	1	48	0
										2011 Postseason		7	298	42.6	37.7	1	3	53	0

Players





Rob

NINKOVICH

50

HT: 6-2 WT: 260

Born: 2/1/1984 Exp. (NFL/Patriots): 7/4

GP/GS (Playoffs): 71/42 (7/6) Acq: FA-09

College: Purdue Hometown: Blue Island, Ill.

★ ★ ★ DEFENSIVE END ★ ★ ★

CAREER TRANSACTIONS

Rob Ninkovich was signed by the New England Patriots as a free agent on Aug. 2, 2009 ... Originally drafted by New Orleans in the fifth round (135th overall) of the 2006 draft ... Waived by New Orleans (9/6/07) ... Claimed off waivers and awarded to Miami from New Orleans (9/7/07) ... Waived by Miami (9/31/08) ... Signed by Miami to the practice squad (9/3/08) ... Signed by Miami to the 53-man roster from the practice squad (11/15/08) ... Waived by Miami (11/21/08) ... Signed by Miami to the practice squad on (11/22/08) ... Signed by New Orleans to the 53-man roster from the Miami practice squad (12/3/08) ... Waived by New Orleans (7/30/09).

CAREER HIGHLIGHTS

- ★ Recorded the franchise's second-longest fumble return at San Diego (10/24/10) when he returned a Chargers fumble 63 yards to the San Diego 8-yard line.
- ★ Converted from defensive line to linebacker when he entered the NFL as a fifth-round pick of New Orleans in 2006.
- ★ Rob Ninkovich entered the league as a fifth-round pick of New Orleans in 2006 and was waived four times by New Orleans and Miami before landing in New England on Aug. 2, 2009. He spent the 2009 offseason trying to make the New Orleans team as a long snapper. Before coming to the Patriots he had appeared in just eight games over three years.

SEASONAL REVIEWS

2012 (16/16, 2/2)

- ★ Moved from linebacker to defensive end and starts on the left side.
- ★ Tallied eight tackles and 2.0 sacks in the AFC Championship vs. Baltimore (1/20).
- ★ Compiled four tackles and an interception that the Patriots converted into a touchdown in the AFC Divisional Playoff win vs. Houston (1/13).
- ★ Started at left end in the win vs. Miami (12/30), but left in the second quarter with a hip injury and did not return.
- ★ Had five tackles and his career-high and team leading eighth sack of the season vs. San Francisco (12/16).
- ★ Tallied five tackles and his seventh sack of the season in the win over Houston (12/10).
- ★ Made his first start of the season at right end in place of an injured Chandler Jones at Miami (12/2) and finished with three tackles in the win.
- ★ Had two tackles and recovered a fourth-quarter fumble that led to a touchdown in the win at N.Y. Jets (11/22).
- ★ Compiled a season-high seven tackles and a strip-sack and recovery of Andrew Luck that led to a Patriots touchdown in the win vs. Indianapolis (11/18).
- ★ Made three tackles and registered at least a share of a sack in his third straight game vs. Buffalo (11/11).
- ★ Made six tackles and finished with a ½ sack in the



EXTRA POINTS

- ★ Rob Ninkovich's journey to the Patriots was not easy. He entered the league as a fifth-round pick of New Orleans in 2006 and was waived four times by New Orleans and Miami before landing in New England on Aug. 2, 2009. He spent the 2009 offseason trying to make the New Orleans team as a long snapper. Before coming to the Patriots he had appeared in just eight games over three years.

overtime win vs. N.Y. Jets (10/21) including the final play of the game where he and Jermaine Cunningham combined for a sack and Ninkovich forced and recovered a fumble to seal the game.

- ★ Accumulated three tackles and recovered a second-quarter fumble that led to a field goal at Seattle (10/14).
- ★ Became second player in as many weeks and eighth player in team history to force two or more fumbles in a game vs. Denver (10/7). His first forced fumble came on a strip-sack of Peyton Manning in the third quarter that led to a touchdown and the second was late in the game deep in Patriots territory that sealed the win for the Patriots.
- ★ Started and made five tackles, including a strip sack of Ryan Fitzgerald for five yards in the win at Buffalo (9/30).
- ★ Started and collected five tackles including his first sack of the season vs. Arizona (9/16).
- ★ Started at defensive end as part of a unit that limited Tennessee to just 20 yards on 16 carries in the season-opening win at the Titans (9/9).

2011 (16/16, 3/3)

- ★ Started all 16 games and finished with career highs in tackles (62) and sacks (6½ for 54 yards). Also scored his first career touchdown on an interception return.
- ★ Started all three playoff games and made 16 tackles, two sacks for 12.5 yards and four quarterback hits.
- ★ Keyed the Patriots defense in a win at the N.Y. Jets (11/13) on Sunday Night Football with five tackles and two second-half interceptions, the latter a 12-yard pick six for his first career touchdown to seal a 37-16 win.
- ★ Started and collected five tackles and 1½ sacks for 9½ yards vs. Denver (1/14) in the AFC Divisional playoff. Also forced a fumble on the Broncos' first drive that led to a Patriots touchdown.

2010 (16/10, 1/1)

- ★ Played in 16 games with 10 starts and finished the season with career-bests of 58 total tackles on defense, four sacks, two interceptions, three passes defended, three



fumble recoveries and 11 special teams tackles. His three fumble recoveries tied for first in the AFC and third in the NFL.

- ★ Was credited with his first career fumble recovery when James Sanders stripped RB Cedric Benson in the first quarter of the season opener vs. Cincinnati (9/12) to give the Patriots a first down on the Bengals 28-yard line.
- ★ Made his first career start at N.Y. Jets (9/19), registering five tackles and one special teams tackle.
- ★ Recorded his first two NFL interceptions at Miami (10/4), picking off QB Chad Henne in the first quarter and again in the second quarter, marking the first two-interception game for a Patriot since Leigh Bodden had three vs. NY. Jets on Nov. 22, 2009. Ninkovich also added his second career sack in the fourth quarter.
- ★ Registered a career-high nine tackles vs. Baltimore (10/17).
- ★ Returned a fumble 63 yards at San Diego (10/24) to the Chargers' 8-yard line, setting up a field goal by Stephen Gostkowski (10/24). The return was the second longest fumble return in Patriots history, second only to Richard Seymour's 68-yard touchdown return (10/3/04). Registered one tackle.
- ★ Recorded the first two-sack game of his career vs. Miami (1/2), dropping Tyler Thigpen for a three-yard loss in the second quarter and an eight-yard loss in the fourth quarter. Also recovered a Chad Henne fumble at the New England 41-yard line that was forced by Eric Moore, ultimately leading to a Patriots field goal in a 38-7 win.

2009 (15/0, 1/0)

- ★ Waived by New Orleans late in July and was signed by New England on Aug. 2, 2009.
- ★ Played in a career-high 15 games, while also setting personal bests in tackles (10), passes defended (2) and special teams tackles (11).
- ★ Was inactive vs. the N.Y. Jets (11/22).
- ★ Saw significant action at outside linebacker at Denver (10/11) and registered his first NFL sack hauling down former Purdue teammate Kyle Orton for a 3-yard loss in the second quarter.
- ★ Talled a career-high four tackles on defense in the Patriots 59-0 victory vs. Tennessee (10/18).
- ★ Played on special teams in the postseason game vs. Baltimore (1/10).

2008 (1/0 – Miami)

- ★ Began the season on the Miami practice squad.
- ★ Was signed from the practice squad to the 53-man roster on Nov. 15 and saw action in a reserve role vs. Oakland (11/16).
- ★ Was waived by Miami on Nov. 20 and re-signed to the Miami practice squad.

2008 (0/0 – New Orleans)

- ★ Signed by New Orleans off the Miami practice squad on Dec. 3 and was inactive for the final four games of the season.

2007 (4/0 – Miami)

- ★ Played in four games for Miami in a reserve role.
- ★ Was inactive for 12 contests.

★★★ **FORCING THE ISSUE** ★★★

LB Brandon Spikes forced two fumbles at Buffalo (9/30) and LB Rob Ninkovich forced two fumbles vs. Denver (10/7) to become one of eight Patriots players to record at least two forced fumbles in a single game.

Most Forced Fumbles in a game/ Patriots History

Player	Fumbles
Mike Vrabel(10/28/07 vs. Washington)	3
Rob Ninkovich (10/07/12 vs. Denver)	2
Brandon Spikes (09/30/12 at Buffalo)	2
Adalio Thomas (12/16/07 vs. NY Jets)	2
Rosevelt Colvin (09/16/07 vs. San Diego)	2
Roman Phifer (11/23/02 vs. Minnesota)	2
Tebucky Jones (12/22/01 vs. Miami)	2
Ferric Collins (10/20/96 at Indianapolis)	2

- ★ Finished the year with two special teams tackles.

2006 (3/0 – New Orleans)

- ★ As a rookie with the Saints, played in three games as a reserve and posted two tackles and a pass defended on defense and two special teams tackles.
- ★ Sustained a knee injury in a week three game vs. Atlanta (9/25) and was placed on Injured Reserve.

COLLEGE

- ★ Was a two-year letterman at Purdue (2004-05) during which time he played in 23 games with five starts.
- ★ Amassed 71 tackles, 16.0 sacks, two interceptions, two forced fumbles and a fumble recovery during that time.
- ★ As a senior, was a second-team All-Big Ten selection when he registered 48 tackles, eight sacks, two interceptions, two forced fumbles and a fumble recovery.
- ★ Also caught a 1-yard touchdown pass from Curtis Painter in a 37-3 win over Illinois.
- ★ Matched his single-game career high total for sacks with four against Indiana for the second year in a row.
- ★ Talled eight sacks as a junior, including two in a 41-16 victory over Notre Dame. Also hauled in a 2-yard touchdown pass from Kyle Orton.
- ★ Transferred to Purdue following a two-year stint at Joliet (Ill.) Junior College (2002-03).
- ★ While there, set the school single-season record for sacks with 16.0 in 2003.
- ★ Helped Joliet Junior College to the NJCAA National Championship as a freshman in 2002.
- ★ Majored in organizational leadership and supervision.

PERSONAL

- ★ Robert Michael Ninkovich was born on Feb. 1, 1984, in Blue Island, Ill.
- ★ Attended Lincoln-Way Central High School in New Lenox, Ill., where he played defensive end and tight end.
- ★ Also lettered in baseball.
- ★ Married to wife, Paige.



★ ★ ★ ★ ★ **ROB NINKOVICH** ★ ★ ★ ★ ★

Pos: DE Ht: 6-2 Wt: 260 Year: 7th Acq: FA-09 College: Purdue Born: 2/1/84

REGULAR SEASON			TACKLES					INTERCEPTIONS					MISCELLANEOUS					
Year	Team	G/S	TT	UT	A	S	Yds	No	Yds	Avg	Lg	TD	PD	FF	FR	Yds	TD	SpT
2006	Saints	3/0	2	1	1	0.0	0.0	0	0	0.0	0	0	1	0	0	0	0	2
2007	Dolphins	4/0	0	0	0	0.0	0.0	0	0	0.0	0	0	0	0	0	0	0	2
2008	Dolphins/Saints	1/0	0	0	0	0.0	0.0	0	0	0.0	0	0	0	0	0	0	0	0
2009	Patriots	15/0	10	5	5	1.0	3.0	0	0	0.0	0	0	2	0	0	0	0	11
2010	Patriots	16/10	58	35	23	4.0	25.0	2	1	0.5	1	0	3	0	3	63	0	11
2011	Patriots	16/16	62	46	16	6.5	54.0	2	30	15.0	18	1	4	1	2	0	0	1
2012	Patriots	16/16	61	47	14	8.0	50.5	0	0	0.0	0	0	1	5	4	0	0	0
Totals - 7 Years		71/42	193	134	59	19.5	132.5	4	31	7.8	18	1	11	6	9	63	0	27
POSTSEASON			TACKLES					INTERCEPTIONS					MISCELLANEOUS					
Year	Team	G/S	TT	UT	A	S	Yds	No	Yds	Avg	Lg	TD	PD	FF	FR	Yds	TD	SpT
2009	Patriots	1/0	0	0	0	0.0	0	0	0	0.0	0	0	1	0	0	0	0	0
2010	Patriots	1/1	4	2	2	0.0	0	0	0	0.0	0	0	2	0	0	0	0	0
2011	Patriots	3/3	16	8	8	2.0	12.5	0	0	0.0	0	0	0	1	0	0	0	0
2012	Patriots	2/2	12	6	6	2.0	5.0	1	6	6.0	6	0	2	0	0	0	0	0
Totals - 4 Years		7/6	32	16	16	4.0	17.5	1	6	6.0	0	0	3	1	0	0	0	0

Players

★ ★ ★ ★ ★ **NINKOVICH'S CAREER GAME-BY-GAME** ★ ★ ★ ★ ★

Year	Opponent	P/S	TT	UT	A	S	Yds	Int	Yds	PD	FF	FR	SpT
09/14	Buffalo	p	1	0	1	-	-	-	-	-	-	-	-
09/20	at N.Y. Jets	p	0	0	0	-	-	-	-	-	-	-	-
09/27	Atlanta	p	0	0	0	-	-	-	-	-	-	-	1
10/04	Ravens	p	0	0	0	-	-	-	-	-	-	-	1
10/11	at Denver	p	1	1	0	1.0	3.0	-	-	1	-	-	-
10/18	Tennessee	p	4	2	2	-	-	-	-	-	-	-	2
10/25	at Tampa Bay	p	0	0	0	-	-	-	-	-	-	-	-
11/08	Miami	p	0	0	0	-	-	-	-	-	-	-	-
11/15	at Indianapolis	p	0	0	0	-	-	-	-	-	-	-	-
11/22	N.Y. Jets					Inactive							
11/30	at New Orleans	p	0	0	0	-	-	-	-	-	-	-	1
12/06	at Miami	p	0	0	0	-	-	-	-	-	-	-	1
12/13	Carolina	p	1	0	1	-	-	-	-	-	-	-	1
12/20	at Buffalo	p	1	0	1	-	-	-	-	-	-	-	-
12/27	Jacksonville	p	1	1	0	-	-	-	-	-	-	-	3
01/03	at Houston	p	1	1	0	-	-	-	-	1	-	-	1
2009 Totals		15/0	10	5	5	1.0	3.0	0	0	2	0	0	11
01/10	Baltimore	p	0	0	0	-	-	-	-	-	-	-	-
2009 Postseason		1/0	0	0	0	0.0	0.0	0	0	0	0	0	0
Year	Opponent	P/S	TT	UT	A	S	Yds	Int	Yds	PD	FF	FR	SpT
09/12	Cincinnati	p	4	2	2	-	-	-	-	-	-	-	1
09/19	at N.Y. Jets	S	5	3	2	-	-	-	-	-	-	-	1
09/26	Buffalo	S	2	0	2	-	-	-	-	-	-	-	-
10/04	at Miami	S	5	3	2	1.0	7.0	2	1	2	-	-	1
10/17	Baltimore	S	9	8	1	-	-	-	-	-	-	-	-
10/24	at San Diego	S	1	1	0	-	-	-	-	-	-	-	1
10/31	Minnesota	S	3	1	2	-	-	-	-	-	-	-	1
11/07	at Cleveland	S	4	1	3	-	-	-	-	-	-	-	-
11/14	at Pittsburgh	S	3	2	1	-	-	-	-	-	-	-	-
11/21	Indianapolis	p	2	0	2	-	-	-	-	-	-	-	-
11/25	at Detroit	p	2	0	2	-	-	-	-	-	-	-	-
12/06	N.Y. Jets	p	2	2	0	-	-	-	-	-	-	-	1
12/12	at Chicago	S	2	1	1	-	-	-	-	-	-	1	3
12/19	Green Bay	p	6	5	1	1.0	7.0	-	-	-	-	-	1
12/26	at Buffalo	p	3	2	1	-	-	-	-	-	-	-	1
01/02	Miami	S	5	4	1	2.0	11.0	-	-	-	-	-	1
2010 Totals		16/10	58	35	23	4.0	25.0	2	1	3	0	3	11
01/16	N.Y. Jets	S	4	2	2	-	-	-	-	-	-	-	2
2010 Postseason		1/1	4	2	2	0.0	0.0	0	0	0	0	2	0
Year	Opponent	P/S	TT	UT	A	S	Yds	Int	Yds	PD	FF	FR	SpT
09/12	at Miami	S	1	1	0	-	-	-	-	-	-	-	-
09/18	San Diego	S	0	0	0	1.0	0.0	-	-	-	-	-	1
09/25	at Buffalo	S	1	1	0	-	-	-	-	-	-	-	-
10/02	at Oakland	S	5	4	1	-	-	-	-	-	-	-	-
10/09	N.Y. Jets	S	6	3	3	0.5	0.0	-	-	-	-	-	-
10/16	Dallas	S	5	3	2	-	-	-	-	-	-	-	1
10/30	at Pittsburgh	S	3	2	1	-	-	-	-	-	-	-	-
11/06	N.Y. Giants	S	7	2	5	-	-	-	-	-	-	-	1
11/13	at N.Y. Jets	S	5	5	0	-	-	-	-	2	30	2	-
11/21	Kansas City	S	6	6	0	1.0	5.0	2	-	-	-	-	-
11/27	at Philadelphia	S	3	3	0	1.0	7.0	1	-	-	-	-	-
12/04	Indianapolis	S	3	3	0	1.0	8.0	1	-	-	-	-	-
12/11	at Washington	S	6	6	0	-	-	-	-	-	-	-	-
12/18	at Denver	S	4	4	1	1.0	28.0	1	-	-	-	-	1
12/24	Miami	4	3	1	1.0	6.0	-	-	-	-	-	-	1
01/01	at Buffalo	2	0	2	-	-	-	-	-	-	-	-	-
2011 Totals		62	46	16	6.5	54.0	9	2	30	4	1	2	1
01/14	Denver	S	4	1	1.5	9.5	2	-	-	-	-	-	1
01/22	Baltimore	7	1	6	-	-	-	-	-	-	-	-	-
02/05	N.Y. Giants	4	3	1	0.5	3.0	2	-	-	-	-	-	-
Postseason Totals		16	8	8	2.0	12.5	4	0	0	0	1	0	0





Myron
PRYOR

91
HT: 6-1 WT: 305
Born: 6/13/1986 Exp. (NFL/Patriots): 4/4
GP/GS (Playoffs): 24/2 (1/0) Acq: D6b-09 (207th)
College: Kentucky Hometown: Louisville, Ky.

★ ★ ★ DEFENSIVE LINE ★ ★ ★

CAREER TRANSACTIONS

Myron Pryor was drafted by the New England Patriots in the sixth round (207th overall) of the 2009 NFL Draft.

SEASONAL REVIEWS

2012 (0/0, 0/0)

★ Placed on Physically Unable to Perform List on Aug. 27, 2012.

2011 (2/0, 0/0)

★ Played in the first two games of the season as a reserve and made three tackles with a ½ sack before being placed on injured reserve on Sept. 21, 2011 with a shoulder injury suffered vs. San Diego (9/18).

★ Played in a reserve role at Miami (9/12), tallying three tackles, three quarterback hits and combining with Vince Wilfork for a 9-yard sack of Chad Henne on third-and-5 in the fourth quarter.

2010 (9/2, 0/0)

★ Played in nine games with two starts and finished the season with 14 tackles and a ½ sack.

★ Missed seven games and the postseason game vs. N.Y. Jets (1/16) due to injury.

★ Made his first career start vs. Cincinnati (9/12) and also started at Cleveland (11/7).

★ Registered his first NFL sack vs. Cincinnati (9/12) when he combined with Tully Banta-Cain on a 4-yard sack of Carson Palmer on third-and-two to complete the Patriots' first defensive possession of the season, forcing Cincinnati to punt.

2009 (13/0, 1/0)

★ Played in 13 games as a reserve along the defensive line and finished the season with 23 total tackles and one forced fumble.

★ Was inactive for three games – vs. Buffalo (9/14), vs. Carolina (12/13) and at Buffalo (12/20).

★ Recorded his first career forced fumble in the Patriots' 59-0 win vs. Tennessee (10/18), stripping Nate Washington of the ball on a broken play in the third quarter to end a Titans drive at the New England 17-yard line.

★ Saw action as a reserve in the postseason game vs. Baltimore (1/10) and finished with one solo tackle.

EXTRA POINTS

★ Pryor and Boston Celtics point guard Rajon Rondo played each other in youth football, went to the same Louisville-based high school, attended the University of Kentucky together and now play in the same pro market. Pryor claims that Rondo was the best quarterback he saw in Pee Wee football when the two were youngsters.

COLLEGE

★ A four-year starter, Pryor earned second-team All-SEC honors as a senior.

★ Three-year starter at defensive tackle, appearing in 47 games, registering 35 starts.

★ Had 118 tackles (71 solo) in his career.

★ Recovered a fumble and returned it 72 yards for a score at Louisville as a senior in 2008. Also caused a fumble that teammate Ashton Cobb returned 27 yards for a touchdown against Louisville. Blocked a field goal attempt that David Jones returned for a score against Vanderbilt.

PERSONAL

★ Myron Pryor was born June 13, 1986, the son of Marilyn Pryor.

★ Three-year starter at offensive tackle and on the defensive line at Eastern High School in Louisville, Ky.

★ Named first-team all-state by the *Louisville Courier-Journal* and second-team all-state by the Associated Press as a senior.

★ Named to the *Lexington Herald-Leader* Class of the Commonwealth list of the Top-22 seniors in Kentucky.

★ Selected all-metro Louisville by the *Voice-Tribune*.

★ Given the Republic Bank Award for the top defensive lineman in Louisville.

★ Two-year letterman on the wrestling and track and field teams.

★ Competed in the shot put and discus throw.

★ Majored in family and consumer sciences at Kentucky.



★ ★ ★ ★ ★ MYRON PRYOR ★ ★ ★ ★ ★

Pos: DL Ht: 6-1 Wt: 305 Year: 4th Acq: D6b-09 College: Kentucky Born: 6/13/86


REGULAR SEASON			TACKLES					INTERCEPTIONS					MISCELLANEOUS					
Year	Team	G/S	TT	UT	A	S	Yds	No	Yds	Avg	Lg	TD	PD	FF	FR	Yds	TD	SpT
2009	Patriots	13/0	23	13	10	0.0	0.0	0	0	0.0	0	0	0	1	0	0	0	0
2010	Patriots	9/2	14	8	6	0.5	2.0	0	0	0.0	0	0	0	0	0	0	0	0
2011	Patriots	2/0	3	2	1	0.5	4.5	0	0	0.0	0	0	0	0	0	0	0	0
Totals - 3 Years		24/2	40	23	17	1.0	6.5	0	0	0.0	0	0	0	1	0	0	0	0

POSTSEASON			TACKLES					INTERCEPTIONS					MISCELLANEOUS					
Year	Team	G/S	TT	UT	A	S	Yds	No	Yds	Avg	Lg	TD	PD	FF	FR	Yds	TD	SpT
2009	Patriots	1/0	1	1	0	0.0	0.0	0	0	0.0	0	0	0	0	0	0	0	0
2010	Patriots	0/0	0	0	0	0.0	0.0	0	0	0.0	0	0	0	0	0	0	0	0
2011	Patriots							Injured Reserve										
Totals - 3 Years		1/0	1	1	0	0.0	0.0	0	0	0.0	0	0	0	0	0	0	0	0

★ ★ ★ ★ ★ PRYOR'S CAREER GAME-BY-GAME ★ ★ ★ ★ ★

2009	Opponent	P/S	TT	UT	A	S	Yds	Int	Yds	PD	FF	FR	SpT
09/14	Buffalo												Inactive
09/20	at N.Y. Jets	p	-	-	-	-	-	-	-	-	-	-	Inactive
09/27	Atlanta	p	3	0	3	-	-	-	-	-	-	-	Inactive
10/04	Baltimore	p	1	1	0	-	-	-	-	-	-	-	-
10/11	at Denver	p	1	0	1	-	-	-	-	-	-	-	-
10/18	Tennessee	p	5	3	2	-	-	-	1	-	-	-	-
10/25	at Tampa Bay	p	2	1	1	-	-	-	-	-	-	-	-
11/08	Miami	p	4	3	1	-	-	-	-	-	-	-	-
11/15	at Indianapolis	p	2	1	1	-	-	-	-	-	-	-	-
11/22	N.Y. Jets	p	-	-	-	-	-	-	-	-	-	-	-
11/30	at New Orleans	p	1	1	0	-	-	-	-	-	-	-	-
12/06	at Miami	p	1	1	0	-	-	-	-	-	-	-	-
12/13	Carolina												Inactive
12/20	at Buffalo												Inactive
12/27	Jacksonville	p	2	1	1	-	-	-	-	-	-	-	-
01/03	at Houston	p	1	1	0	-	-	-	-	-	-	-	-
2009 Totals		13/0	23	13	10	0.0	0.0	0	0	0	0	0	1
01/10	Baltimore	p	1	1	0	-	-	-	-	-	-	-	-
2010 Postseason		1/0	1	1	0	0.0	0.0	0	0	0	0	0	0
2010	Opponent	P/S	TT	UT	A	S	Yds	Int	Yds	PD	FF	FR	SpT
09/12	Cincinnati	S	3	2	1	0.5	2.0	-	-	-	-	-	-
09/19	at N.Y. Jets	p	1	1	0	-	-	-	-	-	-	-	-
09/26	Buffalo	p	0	0	0	-	-	-	-	-	-	-	-
10/04	at Miami	p	0	0	0	-	-	-	-	-	-	-	-
10/17	Baltimore	p	1	0	1	-	-	-	-	-	-	-	-
10/24	at San Diego	p	2	1	1	-	-	-	-	-	-	-	-
10/31	Minnesota	p	1	1	0	-	-	-	-	-	-	-	-
11/07	at Cleveland	S	4	2	2	-	-	-	-	-	-	-	-
11/14	at Pittsburgh												Inactive
11/21	Indianapolis												Inactive
11/25	at Detroit												Inactive
12/06	N.Y. Jets												Inactive

12/12	at Chicago													Inactive
12/19	Green Bay													Inactive
12/26	at Buffalo													Inactive
01/02	Miami	p	2	1	1	-	-	-	-	-	-	-	-	
2010 Totals			14	8	6	0.5	2.0	0	0	0	0	0	0	
01/16	N.Y. Jets												Inactive	
2010 Postseason		0/0	0	0	0	0	0	0	0	0	0	0	0	
2011	Opponent	P/S	TT	UT	A	S	Yds	Int	Yds	PD	FF	FR	SpT	
09/12	at Miami	p	3	2	1	0.5	4.5	-	-	-	-	-	-	
09/18	San Diego	p	0	0	0	-	-	-	-	-	-	-	-	
09/25	at Buffalo												Placed on Injured Reserve 9/25/11	
10/02	at Oakland												-	
10/09	N.Y. Jets												-	
10/16	Dallas												-	
10/30	at Pittsburgh												-	
11/06	N.Y. Giants												-	
11/13	at N.Y. Jets												-	
11/21	Kansas City												-	
11/27	at Philadelphia												-	
12/04	Indianapolis												-	
12/11	at Washington												-	
12/18	at Denver												-	
12/24	Miami												-	
01/01	Buffalo												-	
2011 Totals		2/0	3	2	1	0.5	4.5	0	0	0	0	0	0	
01/14	Denver												-	
01/22	Baltimore												-	
02/05	N.Y. Giants												-	
Postseason Totals		0	0	0	0	0.0	0.0	0	0	0	0	0	0	





Jamey
RICHARD



71

HT: 6-5 WT: 295

Born: 10/9/1984 Exp. (NFL/Patriots): 5/1

GP/GS (Playoffs): 48/11 (4/0) Acq: UFA(IND)-12

College: Buffalo Hometown: Weston, Conn.

★ ★ ★ OFFENSIVE LINE ★ ★ ★

CAREER TRANSACTIONS

Jamey Richard was signed by the New England Patriots as an unrestricted free agent from Indianapolis on May 29, 2012 ... Originally drafted by Indianapolis in the seventh round (236th overall) of the 2008 NFL Draft ... Released by Indianapolis (9/12/11) ... Signed by Indianapolis (10/25/11).

SEASONAL REVIEWS

2012 (0/0, 0/0)

★ Placed on Injured Reserve with a head injury on Aug. 2, 2012.

2011 (9/0 – Indianapolis)

★ Appeared in nine games as a reserve and on special teams.

★ Was released on Sept. 12, the day after the regular-season opener and was re-signed on Oct. 25, 2011.

2010 (14/4, 1/0 – Indianapolis)

★ Played in 14 games with four starts at left guard and saw action on special teams in one playoff game.

★ Started at left guard at Houston (9/12), vs. the N.Y. Giants (9/19), at Denver (9/26) and vs. Kansas City (10/10).

★ Was part of an offensive line that tied for the fewest sacks allowed in the NFL, with 16.0 and helped club produce over 5,000 net yards for 13th consecutive season.

★ Appeared on special teams in Wild Card Playoff game vs. the N.Y. Jets (1/8).

2009 (10/0, 3/0 – Indianapolis)

★ Appeared in 10 games and all three postseason games, including Super Bowl XLIV against New Orleans, primarily on special teams.

★ Was inactive for six games.

2008 (15/7, 0/0 – Indianapolis)

★ Played in 15 games with seven starts.

★ Made four starts at center and three starts at left guard.

★ Made his first career NFL start vs. Chicago (9/7), starting at center.

★ Recovered a fumble in the end zone vs. Tennessee (12/28) for his first career touchdown.

★ Was inactive for Wild Card Playoff game at San Diego (1/3).

COLLEGE

★ Four-year letterman at Buffalo, starting 37 of 42 career games, allowing two sacks on 736 pass plays in final two seasons.

★ Was named Second-Team All-Mid America as a senior and was a semifinalist for the Draddy Award, given to a player for combination of academic and athletic performance.

★ Started 12 games as a junior and was named the team's most outstanding offensive lineman.

PERSONAL

★ Full name is Jameson Tyler Richard.

★ Lettered in football, wrestling and track, performing in shot put, at Weston (Conn.) High School.

★ Played offensive and defensive tackle, earning all-state, all-area and all-conference honors as a senior.

★ Married to wife Theresa.

★ Majored in business management at Buffalo.





**Stevan
RIDLEY**

22

HT: 5-11 WT: 220

Born: 1/27/1989 Exp. (NFL/Patriots): 2/2

GS/GP (Playoffs): 32/14 (3/1) Acq: D3a-11 (73rd)

College: Louisiana State Hometown: Natchez, Miss.

★ ★ ★ **RUNNING BACK** ★ ★ ★

PRONOUNCED STEE-ven

CAREER TRANSACTIONS

Stevan Ridley was drafted by the New England Patriots in the third round (73rd overall) of the 2011 NFL Draft.

SEASONAL REVIEWS

2012 (16/12, 2/1)

★ Rushed 15 times for 82 yards (5.5 avg) and his first playoff touchdown in the Divisional Playoff win vs. Houston (1/13). Also caught one pass for 13 yards.

★ Scored two touchdowns on 74 yards and 20 carries (3.7 avg) for his second multi-touchdown game of the season. Finished 2012 with the fourth-highest single season rushing total in franchise history (1,263 yards) and his 12 rushing TDs are tied for fifth all time.

★ Finished with 71 yards on 19 carries (3.7 avg) and a touchdown including 46 yards on 11 rushes in the Patriots final drive to help seal the win at Miami (12/2). Eclipsed the 1,000-yard plateau for the first time in his career, becoming the 12th Patriot to achieve that mark and the 15th time it has happened in franchise history.

★ Rushed 21 times for 97 yards (4.6 avg) and a touchdown in the win at N.Y. Jets (11/22).

★ Carried 15 times for 127 yards (8.5 avg) and a touchdown including a career-long 41-yard rush that set up a touchdown at St. Louis (10/28).

★ Rushed for a career-high 151 yards on 28 carries (5.4 avg) and a touchdown vs. Denver (10/7) as part of a rushing attack that eclipsed 200 yards in back-to-back games for the first time since 1978.

★ Started and rushed for 106 yards on 22 carries (4.8 avg) and two touchdowns for the second 100-yard rushing game of the season. Ridley and Brandon Bolden (137 yards) became the first Patriots running back duo to eclipse 100 yards rushing in the same game since Nov. 23, 1980 at Baltimore Colts when Don Calhoun (106) and Vagas Ferguson (100) each went over 100 yards rushing. Also caught one pass for 11 yards.

★ Started and compiled a combined total of 95 yards of offense (71 rush, 24 rec.) vs. Arizona (9/16).

★ Started and rushed for 125 yards on 21 carries (6.0 avg), eclipsing the 100-yard mark for the first time in his career, in the season-opening win at Tennessee (9/9). Also caught two passes for 27 yards (14.5 avg) including a career-long 20-yard reception. Had five carries that went for 15 yards or more. No Patriots running back in at least the past 25 years has done that in a single game.

2011 (16/2, 1/0)

★ Played in all 16 games with two starts and gained 441 yards on 87 carries (5.1 avg.) and a touchdown. Also caught three passes for 13 yards (4.3 avg.) and returned seven kickoffs for 152 yards (21.7 avg.)

★ Appeared in one playoff game, accumulating 25 yards of

offense vs. Denver (1/14).

★ Ran for 97 yards on 10 carries at Oakland (10/2). Had several long runs, including a 33-yard touchdown in the third quarter for his first NFL score. Also caught a pass for three yards.

★ Made his NFL debut against the Dolphins (9/12).

★ Accumulated 21 yards on 4 carries (5.3 avg.) and caught one pass for four yards in the AFC Divisional playoff win vs. Denver (1/14).

★ Inactive for AFC Championship win vs. Baltimore (1/22).

★ Dressed but did not play vs. the N.Y. Giants in Super Bowl XLVI (2/5).

COLLEGE

★ Started nine of 39 games that he played in at Louisiana State, carrying 306 times for 1,419 yards (4.6 avg.) and 19 touchdowns.

★ Caught 17 passes for 94 yards (5.5 avg.) and scored 114 points.

★ Recorded 26 tackles (10 solos) and gained 1,513 all-purpose yards.

★ Became the 13th player in school history to rush for over 1,000 yards in a season.

★ His 1,147 rushing yards in 2010 rank seventh on the Tigers' annual record chart behind Charles Alexander (1,686 in 1977; 1,172 in 1978), Kevin Faulk (1,282 in 1996; 1,279 in 1998), Dalton Hilliard (1,268 in 1984) and Charles Scott (1,174 in 2008).

★ His 249 carries in 2010 placed fifth on the university's season-record list, topped by Charles Alexander (311 in 1977; 281 in 1978) and Dalton Hilliard (258 in 1985; 254 in 1984).

★ ★ ★ **RIDLEY RUSHES INTO RECORD BOOKS** ★ ★ ★

Stevan Ridley (1,263) reached 1,200 yards to give New England its fifth 1,200-yard rusher and is the 12th Patriots player to reach 1,000 yards. Ridley has compiled the 15th season in Patriots history with over 1,000 yards rushing.

PATRIOTS WITH 1,000 YARDS RUSHING IN A SEASON

Player	Year	Net Average
Stevan Ridley	2012	1,263
BenJarvus Green-Ellis	2010	1,008
Corey Dillon	2004	1,635
Antowain Smith	2001	1,157
Robert Edwards	1998	1,115
Curtis Martin	1997	1,160
Curtis Martin	1996	1,152
Curtis Martin	1995	1,487
Leonard Russell	1993	1,088
John Stephens	1988	1,168
Craig James	1985	1,227
Tony Collins	1983	1,049
Sam Cunningham	1977	1,015
Jim Nance	1967	1,216
Jim Nance	1966	1,458



- ★ His 15 touchdown runs in 2010 tied Kevin Faulk (1997) for fourth on the Tigers' annual record chart, surpassed by LaBrandon Toefield (19 in 2001), Charles Scott (18 in 2008) and Charles Alexander (17 in 1977).
- ★ Honors and Awards (2010): Third-team All-American honors (as a fullback) from *The NFL Draft Report*; All-Southeastern Conference first-team choice by the league's coaches; second-team accolades from the Associated Press; SEC Offensive Player of the Week vs. Tennessee.
- ★ Selected squad captain and played in all 13 games.
- ★ Led the Southeastern Conference, as he recorded 15 tackles (3 solos) on special teams in 2008.
- ★ Red-shirted as a freshman.
- ★ Two-way star played tailback, fullback, quarterback and linebacker during his playing days with the Saints.
- ★ Rated the state of Mississippi's sixth-best overall prospect and the 21st-best overall athlete in the nation by Rivals.com.
- ★ Named first-team All-State by the *Clarion Ledger* after accumulating 3,089 yards rushing and 28 touchdowns as a senior.
- ★ 2006 Natchez Democrat Metro Player of the Year after he led his team to the Class 1A state championship, in which he had 52 carries for 317 yards and three TDs.
- ★ As a junior, tallied over 2,300 all-purpose yards, including 1,818 yards rushing with 22 touch-downs, passing for another 841 yards.
- ★ Also collected 86 tackles (36 solos) to earn Class 2A All-State first-team accolades.
- ★ General Studies major.
- ★ Born Stevan Todd Ridley on Jan. 27, 1989.

PERSONAL

- ★ Attended Trinity Episcopal (Natchez, Miss.) High School.
- ★ Widely considered the top all-around athlete in the state of Mississippi as a senior in 2006.

★ ★ ★ ★ ★ **STEVAN RIDLEY** ★ ★ ★ ★ ★

Pos: RB Ht: 5-11 Wt: 220 Year: 2nd Acq: D3a-11 College: Louisiana State Born: 1/27/89

REGULAR SEASON							RUSHING				RECEIVING				
Year	Team	G/S	No	Yds	Avg	Lg	TD	No	Yds	Avg	Lg	TD			
2011	Patriots	16/2	87	441	5.1	33t	1	3	13	4.8	8	0			
2012	Patriots	16/12	290	1,263	4.4	41	12	6	51	10.2	20	0			
Totals - 2 Years		32/14	377	1,704	4.5	41	13	9	64	7.1	20	0			
POSTSEASON							RUSHING				RECEIVING				
Year	Team	G/S	No	Yds	Avg	Lg	TD	No	Yds	Avg	Lg	TD			
2011	Patriots	1/0	4	21	5.3	11	0	1	4	4.0	4	0			
2012	Patriots	2/1	33	152	4.6	23	1	1	13	13.0	13	0			
Totals - 2 Years		3/1	37	173	4.7	23	1	2	17	8.5	13	0			

★ ★ ★ ★ ★ **RIDLEY'S CAREER GAME-BY-GAME** ★ ★ ★ ★ ★

2011	Opponent	P/S	Rushing				Receiving											
			No	Yds	Avg	Lg	TD	No	Yds	Avg								Lg
09/12	at Miami	p	0	0	0.0	0	0	0	0.0	0	0	0	0	0	0	0	0	0
09/18	San Diego	p	2	9	4.5	6	0	0	0.0	0	0	0	0	0	0	0	0	0
09/25	at Buffalo	p	6	42	7.0	16	0	1	8	8.0	8	0	0	0	0	0	0	0
10/02	at Oakland	p	10	97	9.7	33t	1	1	3	3.0	3	0	0	0	0	0	0	0
10/09	N.Y. Jets	p	7	13	1.9	5	0	0	0	0.0	0	0	0	0	0	0	0	0
10/16	Dallas	S	3	19	6.3	16	0	0	0	0.0	0	0	0	0	0	0	0	0
10/30	at Pittsburgh	p	0	0	0.0	0	0	0	0	0.0	0	0	0	0	0	0	0	0
11/06	N.Y. Giants	p	3	10	3.3	6	0	1	2	2.0	2	0	0	0	0	0	0	0
11/13	at N.Y. Jets	p	5	4	0.8	3	0	0	0	0.0	0	0	0	0	0	0	0	0
11/21	Kansas City	p	0	0	0.0	0	0	0	0	0.0	0	0	0	0	0	0	0	0
11/27	at Philadelphia	p	4	4	1.0	6	0	0	0	0.0	0	0	0	0	0	0	0	0
12/04	Indianapolis	p	8	33	4.1	8	0	0	0	0.0	0	0	0	0	0	0	0	0
12/11	at Washington	p	0	0	0.0	0	0	0	0	0.0	0	0	0	0	0	0	0	0
12/18	at Denver	p	11	65	5.9	24	0	0	0	0.0	0	0	0	0	0	0	0	0
12/24	Miami	p	13	64	4.9	18	0	0	0	0.0	0	0	0	0	0	0	0	0
01/01	Buffalo	S	15	81	5.4	21	0	0	0	0.0	0	0	0	0	0	0	0	0
2011 Totals			16/2	87	441	5.1	33t	1	0	0	0.0	0	0	0	0	0	0	0
01/14	Denver	p	4	21	5.3	11	0	0	0	0.0	0	0	0	0	0	0	0	0
01/22	Baltimore																	
02/05	N.Y. Giants																	
2011 Postseason			1/0	4	21	5.3	11	0	1	-1	-1.0	-1	0					





Mike RIVERA

59

HT: 6-2 WT: 255
 Born: 1/10/1986 Exp. (NFL/Patriots): 1/2
 GP/GS (Playoffs): 11/1 (2/0) Acq: FA-11
 College: Kansas Hometown: Shawnee Mission, Kan.

★ ★ ★ LINEBACKER ★ ★ ★

CAREER TRANSACTIONS

Mike Rivera was signed by the New England Patriots as a free agent on Oct. 31, 2012 ... Originally signed by Chicago as a rookie free agent (4/26/09) ... Released by Chicago (9/5/09) ... Signed by Tennessee to the practice squad (9/7/09) ... Released by Tennessee (9/15/10) ... Signed by Green Bay to the practice squad (10/13/10) ... Signed by Miami to the 53-man roster from the Green Bay practice squad (12/28/10) ... Released by Miami (8/27/11) ... Signed by New England to the practice squad on (11/9/11) ... Signed by New England to a future contract (2/7/12) ... Released by New England (9/19/12) ... Signed by Miami (9/25/12) ... Released by Miami (10/3/12).

SEASONAL REVIEWS

2012 (10/1, 2/0)

- ★ Returned to the Patriots in late October after a short stint with the Dolphins.
- ★ Compiled a career-high four special teams tackles in win at Jacksonville (12/23).
- ★ Started his first NFL game at linebacker vs. San Francisco (12/16) and tallied one tackle.
- ★ Registered a career-high three special teams stackles in the win at N.Y. Jets (11/22).
- ★ Appeared in his first NFL game in the season-opening win at Tennessee (9/9).

2012 (1/0 - Miami)

- ★ Played in one game with the Dolphins - a loss at Arizona (9/30).

2011 (0/0)

- ★ Went to training camp with Miami before being released prior to the regular season.

- ★ Signed by New England to the practice squad mid-season and spent the rest of the year there.

2010 (0/0 - Miami)

- ★ Went to training camp with Tennessee and spent time on Green Bay practice squad before being added to Miami's 53-man roster from the Green Bay practice squad late in the season.
- ★ Inactive at New England (1/2).

2009 (0/0 - Tennessee)

- ★ Signed with Chicago as a rookie free agent and was released before the start of the regular season.
- ★ Signed by Tennessee to the practice squad and spent the rest of the year there.

COLLEGE

- ★ Saw action in 51 career games with 36 starts at Kansas (2004-08) where he was a three-time all-conference honoree and two-time all-Big 12 selection.
- ★ Posted 300 career tackles (167 solo), 6½ sacks, 16 passes defended, an interception, seven forced fumbles and four fumble recoveries.
- ★ As a senior, named all-Big 12 honorable mention after finishing third on the team with 93 tackles.
- ★ Was redshirted as a true freshman even though he appeared in one game and registered one tackle.

PERSONAL

- ★ Attended Shawnee Mission (Kansas) Northwest High school in Shawnee Mission, Kan.
- ★ Holds a degree from Kansas in communications.

★ ★ ★ ★ ★ MIKE RIVERA ★ ★ ★ ★ ★

Pos: LB Ht: 6-2 Wt: 255 Year: 1st Acq: FA-12 College: Kansas Born: 1/10/86

REGULAR SEASON		TACKLES						INTERCEPTIONS					MISCELLANEOUS					
Year	Team	G/S	TT	UT	A	S	Yds	No	Yds	Avg	Lg	TD	PD	FF	FR	Yds	TD	SpT
2012	Dolphins	1/0	0	0	0	0.0	0.0	0	0	0.0	0	0	0	0	0	0	0	0
2012	Patriots	10/1	2	2	0	0.0	0.0	0	0	0.0	0	0	0	0	0	0	0	12
Totals - 1 Year		11/1	2	2	0	0.0	0.0	0	0	0.0	0	0	0	0	0	0	0	12
POSTSEASON		TACKLES						INTERCEPTIONS					MISCELLANEOUS					
Year	Team	G/S	TT	UT	A	S	Yds	No	Yds	Avg	Lg	TD	PD	FF	FR	Yds	TD	SpT
2012	Patriots	2/0	0	0	0	0.0	0.0	0	0	0.0	0	0	0	0	0	0	0	0
Totals - 1 Year		2/0	0	0	0	0.0	0.0	0	0	0.0	0	0	0	0	0	0	0	12



Trevor SCOTT **99**
 HT: 6-5 WT: 250
 Born: 8/30/1984 Exp. (NFL/Patriots): 5/1
 GP/GS (Playoffs): 72/18 (2/0) Acq: UFA (OAK)-12
 College: Buffalo Hometown: Potsdam, N.Y.
DEFENSIVE END

CAREER TRANSACTIONS

Trevor Scott was signed by the New England Patriots as an unrestricted free agent from Oakland on March 19, 2012 ... Originally drafted by Oakland in the sixth round (169th overall) of the 2008 NFL Draft.

SEASONAL REVIEWS

2012 (14/2, 2/0)

- ★ Compiled one of the team's season-high seven sacks in the win vs. Miami (12/30). Also had one tackle.
- ★ Started his first game of the season in the win at Miami (12/2) and finished with five tackles, two sacks for two yards and forced a fumble that was recovered by the Patriots and led to a field goal.
- ★ Plays special teams and defensive end as a reserve.
- ★ Was inactive due to injury vs. Buffalo (11/11) and at St. Louis (10/28).

2011 (16/0 -Oakland)

- ★ Played in all 16 games as a reserve and special teams player.
- ★ Finished the season with seven total tackles on defense.

2010 (10/10 - Oakland)

- ★ Started the first 10 games of the season at defensive end but had his season cut short due to a knee injury that forced him to finish the season on Injured Reserve.
- ★ Finished the season with 23 total tackles (14 solos), 1½ sacks and one pass defensed.
- ★ Made his first career start at defensive end at Tennessee (9/12).
- ★ Established a career-high with eight tackles vs. San Diego (10/10).

2009 (16/6 - Oakland)

- ★ Played in 16 games with six starts at outside linebacker.
- ★ Finished the season with 43 total tackles (38 solo) and led the team with seven sacks.
- ★ Also added three special teams tackles.
- ★ Recorded two sacks vs. Philadelphia (10/18) and at Dallas (11/26).
- ★ Made his first start at outside linebacker at Dallas (11/26).

2008 (16/0 - Oakland)

- ★ Played in all 16 games as a reserve at defensive end and on special teams.
- ★ Finished with 24 total tackles (19 solo) and tied for the team and NFL lead among NFL rookies with five sacks.
- ★ Finished second on the team with nine special teams tackles.
- ★ Had two games with two sacks with vs. the N.Y. Jets (10/19) and vs. New England (12/14).

COLLEGE

- ★ Starter at defensive end in final two college seasons at the University of Buffalo after spending his first two seasons as a tight end.
- ★ Recorded 10.0 sacks as a senior, the most by a Buffalo player since they moved to Division 1-A in 1999.
- ★ Led Buffalo with nine sacks as a junior during his first season playing defensive end.

PERSONAL


- ★ Was a two-time All-Northern selection at Potsdam (N.Y.) High while playing tight end and outside linebacker.
- ★ Earned two letters and twice was named team captain.
- ★ Team Most Valuable Player as a junior and a senior.
- ★ Born Aug. 30, 1984 in Potsdam, N.Y.

★ ★ ★ ★ ★ TREVOR SCOTT ★ ★ ★ ★ ★

Pos: DE Ht: 6-5 Wt: 250 Year: 5th Acq: UFA (OAK)-12 College: Buffalo Born: 8/30/84

REGULAR SEASON		TACKLES					INTERCEPTIONS					MISCELLANEOUS						
Year	Team	G/S	TT	UT	A	S	Yds	No	Yds	Avg	Lg	TD	PD	FF	FR	Yds	TD	SpT
2008	Raiders	16/0	24	19	5	5.0	27.0	0	0	0.0	0	0	0	1	0	0	0	9
2009	Raiders	16/6	43	38	5	7.0	47.0	0	0	0.0	0	0	0	0	0	0	0	3
2010	Raiders	10/10	23	14	9	1.5	5.5	0	0	0.0	0	0	1	0	0	0	0	0
2011	Raiders	16/0	7	6	1	0.0	0.0	0	0	0.0	0	0	0	0	0	0	0	0
2012	Patriots	14/2	12	10	2	3.0	7.0	0	0	0.0	0	0	0	1	0	0	0	3
Totals - 5 Years		72/18	108	86	22	16.5	86.5	0	0	0.0	0	0	1	2	0	0	0	15
REGULAR SEASON		TACKLES					INTERCEPTIONS					MISCELLANEOUS						
Year	Team	G/S	TT	UT	A	S	Yds	No	Yds	Avg	Lg	TD	PD	FF	FR	Yds	TD	SpT
2012	Patriots	2/0	1	1	0	0.0	0.0	0	0	0.0	0	0	0	0	0	0	0	0
Totals - 1 Year		2/0	1	1	0	0.0	0.0	0	0	0.0	0	0	0	0	0	0	0	0





Matthew SLATER

18

HT: 6-0 WT: 210
Born: 9/9/1985 Exp. (NFL/Patriots): 5/5
GP/GS (Playoffs): 75/3 (7/0) Acq: D5-08 (153rd)
College: UCLA Hometown: Anaheim, Calif.

PRO BOWLS

★ ★ ★ WIDE RECEIVER ★ ★ ★

11 12

CAREER TRANSACTIONS

Matthew Slater was drafted by the New England Patriots in the fifth round (153rd overall) of the 2008 NFL Draft.

CAREER HIGHLIGHTS

- ★ Named to his first career Pro Bowl in 2011.
- ★ Was elected special teams captain for the first time by his teammates in 2011.
- ★ Has played wide receiver, safety and a major role on special teams in his first four NFL seasons.

SEASONAL REVIEWS

2012 (16/0, 1/0)

- ★ Elected special teams captain by his teammates for the second consecutive season.
- ★ Elected to his second straight Pro Bowl as a special teams player.
- ★ Made three special teams tackles in the win at Miami (12/2) including on the Dolphins' first drive when Miami muffed a punt and Slater made the stop deep in the Dolphins territory.
- ★ Appears on all four special teams units and has a reserve role on offense.
- ★ Made a season-high three special teams tackles at Seattle (10/14).

2011 (16/3, 3/0)

- ★ Appeared in all 16 regular-season games and made three starts on defense at safety. Finished with 10 tackles, a team-high 17 special teams tackles, one forced fumble and caught one pass for 46 yards on offense.
- ★ Appeared in all three postseason games, primarily on special teams and made one tackle.
- ★ Earned his first career Pro Bowl invitation as a special teams player.
- ★ Made his first career start vs. Indianapolis (12/4), opening the game at safety and making seven tackles and forcing a fumble that the Patriots recovered, leading to a touchdown in a win.
- ★ Recorded his first NFL reception, a 46-yard pass from Tom Brady in the first quarter at Miami (9/12). Also made one special teams tackle and returned a kickoff 22 yards.
- ★ Also started at safety at Washington (12/11) and at Denver (12/18).

2010 (15/0, 1/0)

- ★ Played in 15 regular season games and the playoff game and fished the season with a career-high and team-leading 21 tackles on special teams.
- ★ Recorded a season-high four special teams tackles

EXTRA POINTS

- ★ Matthew has been active in various children's ministries programs at his hometown church and he hopes to pursue seminary study in his post-football career.

★ ★ ★ HALL OF FAME FATHER ★ ★ ★

Slater, drafted in 2008, is one of seven sons of Hall of Fame members to be drafted in NFL history.

HALL OF FAME FATHERS WITH SONS DRAFTED IN THE NFL

- Jackie Slater (class of 2001) – son, Matthew Slater (NE)
- Howie Long (class of 2000) – son, Chris Long (STL)
- Bobby Bell (class of 1983) – son, Bobby Bell (NYJ)
- Tony Dorsett (class of 1994) – son, Anthony Dorsett (HOU)
- Russ Grimm (class of 2010) – son, Cody Grimm (TB)
- Bob Griese (class of 1990) – son, Brian Griese (DEN)
- Kellen Winslow (class of 1995) – son, Kellen Winslow (CLE)

against the Jets (12/6).

- ★ Saw time at wide receiver as well as on special teams (two tackles) against the Bills (9/26).

2009 (14/0, 1/0)

- ★ Played in 14 games and finished with 269 kickoff return yards on 11 returns (24.5 avg.), seven special teams tackles and one rushing attempt for six yards.
- ★ Was inactive for the first two games due to an injury suffered during the preseason.
- ★ Majority of his playing time was on special teams as a kickoff returner and on the kickoff coverage, punt and punt coverage teams.
- ★ Made his 2009 debut vs. Atlanta (9/27).
- ★ Had his first NFL offensive touch at Buffalo (12/20) with a 6-yard gain on an end around in the second quarter.
- ★ Had a career-high 35-yard kickoff return in the regular-season finale at Houston (1/3).
- ★ Played in a reserve role at wide receiver and on special teams coverage units in the postseason game vs. Baltimore (1/10). Had two kickoff returns for 46 yards and one special teams tackle.

2008 (14/0)

- ★ Played in 14 games and was inactive for two contests, while finishing second on the team with 13 special teams tackles as a rookie in 2008.
- ★ Made his NFL debut vs. Kansas City (9/7).
- ★ Led the team in special teams tackles once at Seattle (12/7) and tied for the team lead in special teams tackles



- twice vs. Kansas City (9/7) and at Oakland (9/14).
- ★ Tied for the team lead with two special teams tackles vs. Kansas City (9/7).
- ★ Made one special teams tackle and returned one kickoff for a 28-yard gain vs. Denver (10/20).
- ★ Led the team with three special teams tackles, including two solo stops at Seattle (12/7).
- ★ Tied for the team lead with two special teams tackles at Oakland (12/14).
- ★ Saw action at wide receiver, safety and on special teams coverage and return units vs. Arizona (12/21).

COLLEGE

- ★ Played at UCLA for four seasons from 2004-07 after redshirting in 2003.
- ★ In 2007, was named to the first-team All-Pacific-10 conference team as the kick returner and named to SI.com's All-America Team as a kick returner.
- ★ Slater's three touchdowns in 2007 set new UCLA and Pac-10 records for kickoff return touchdowns in a season and a career.
- ★ He tied for the national lead with three touchdowns on kickoff returns in 2007.
- ★ His average of 29.0 is the highest in UCLA history



- among players with at least 20 kickoff returns in a season.
- ★ He appeared in all 13 games in 2006 and excelled on kick coverage.
- ★ As a reserve wide receiver in 2005, he saw action in two games.

PERSONAL

- ★ Matthew Wilson Slater was born the son of Jackie and Annie Slater on Sept. 9, 1985.
- ★ Lettered in football for two seasons at Servite High School in Anaheim, Calif.
- ★ As a senior, he made 39 receptions for 707 yards and touchdowns. A standout performer in track, finishing second (tied) CIF State meet in the 100m (10.67) and fourth in the 200m (21.39).
- father is a former Los Angeles and NFL Hall of Fame offensive lineman.
- Has one brother, David.
- ★ Enjoys participating in Children Ministries with his Church in his spare time.
- ★ Was an honor roll student at UCLA and a political science major.

★ ★ ★ ★ ★ **MATTHEW SLATER** ★ ★ ★ ★ ★

Pos: WR Ht: 6-0 Wt: 210 lbs Year: 5th Acq: D5-08 (153rd) College: UCLA Born: 9/9/85

REGULAR SEASON		RECEIVING				RUSHING				KICK RETURNS				PUNT RETURNS			
Year	Team	G/S	No	Yds	Avg	Lg	TD	No	Yds	Avg	Lg	TD	No	Yds	Avg	Lg	TD
2008	Patriots	14/0	0	0	0.0	0	0	0	0	0.0	0	0	11	155	14.1	31	0
2009	Patriots	14/0	0	0	0.0	0	0	1	6	6.0	6	0	11	269	24.5	35	0
2010	Patriots	15/0	0	0	0.0	0	0	0	0	0.0	0	0	0	0	0.0	0	0
2011	Patriots	16/3	1	46	46.0	46	0	0	0	0.0	0	0	4	68	17.0	22	0
2012	Patriots	16/0	0	0	0.0	0	0	0	0	0.0	0	0	1	19	19.0	19	0
Totals - 5 Years		75/3	1	46	46.0	46	0	1	6	6.0	6	0	27	511	18.9	35	0

Additional Statistics: Defensive Tackles: 10 in 2011; Special Teams Tackles: (61); 2008 (13); 2009 (7); 2010 (21); 2011 (17); 2012 (17)

POSTSEASON		RECEIVING				RUSHING				KICK RETURNS				PUNT RETURNS			
Year	Team	G/S	No	Yds	Avg	Lg	TD	No	Yds	Avg	Lg	TD	No	Yds	Avg	Lg	TD
2009	Patriots	1/0	0	0	0.0	0	0	0	0	0.0	0	0	2	46	23.0	26	0
2010	Patriots	1/0	0	0	0.0	0	0	0	0	0.0	0	0	0	0	0.0	0	0
2011	Patriots	3/0	0	0	0.0	0	0	0	0	0.0	0	0	0	0	0.0	0	0
2012	Patriots	2/0	0	0	0.0	0	0	0	0	0.0	0	0	0	0	0.0	0	0
Totals - 4 Years		7/0	0	0	0.0	0	0	0	0	0.0	0	0	2	46	23.0	26	0

Additional Statistics: Special Teams Tackles (3); 2009 (1), 2010 (1), 2011 (1)





Nate
SOLDER

77

HT: 6-8 WT: 320

Born: 4/12/1988 Exp. (NFL/Patriots): 2/2

GP/GS (Playoffs): 32/29 (5/5) Acq: D1-11 (17th)

College: Colorado Hometown: Buena Vista, Colo.

★ ★ ★ **TACKLE** ★ ★ ★

CAREER TRANSACTIONS

Nate Solder was drafted by the New England Patriots in the first round (17th overall) of the 2011 NFL Draft.

SEASONAL REVIEWS

2012 (16/16, 2/2)

- ★ Moved to left tackle following the retirement of Matt Light.
- ★ Started at left tackle vs. Denver (10/7) on offense that had its second straight 200-yard rushing game for the first time since 1978.

2011 (16/13, 3/3)

- ★ Appeared in all 16 games, making 13 starts - 11 at right tackle and two as a tackle-eligible tight end.
- ★ Frequently moved to tight end as an extra blocker in short yardage plays.
- ★ Started all three postseason games and saw action at tackle-eligible tight end.
- ★ Chosen to *Pro Football Weekly* All-Rookie Team.
- ★ Part of an offensive line the helped Tom Brady become one of four players in NFL history to eclipse 5,000 passing yards in a single season.
- ★ Pressed into a starting role with Sebastian Vollmer being limited to six games due to injury.
- ★ Started at right tackle in his first NFL game at Miami (9/12) in the season opener. Was part of an offensive line that helped Tom Brady to a personal and franchise best 517 passing yards and a franchise record 622 total yards.
- ★ Started at right tackle but moved to left tackle vs. Miami (12/24) in the first quarter after two teammates went down with injury.
- ★ Appeared in his first postseason game and started at right tackle in win vs. Denver (1/14).
- ★ Started and played right tackle and tackle-eligible tight end in the AFC Championship game vs. Baltimore (1/22) and started as tackle-eligible tight end in Super Bowl XLVI vs. the N.Y. Giants (2/5).

COLLEGE

- ★ Earned All-American first-team honors in 2010.
- ★ Was a finalist for the Outland Trophy for the best college football offensive lineman as a senior.
- ★ A durable performer, he played in 2,540 out of a possible 2,542 plays on offense from the beginning of his sophomore season through the end of his senior campaign.
- ★ Started 36 of 49 total games during his college career, including four as a tight end in 2007.
- ★ That play total included 1,400 snaps in pass protection, as he limited his opponents to just five quarterback sacks during that span.
- ★ As a junior, Solder received All-American consideration, adding All-Big 12 Conference first-team honors. He played in all but two of the team's 852 offensive plays.



EXTRA POINTS

- ★ It only took a day for Nate Solder to decide to change from his lifelong position of tight end to tackle after playing his freshman year at Colorado as a tight end.

"My coaches came to me and said, 'You'd be an all right tight end, but you'd be an even better tackle,'" he told the Boston Globe. "I've always wanted to be great, so that's why I moved to tackle."

He added over 30 pounds after his redshirt freshman season and was named the team's starting left tackle. He played in 2,540 of 2,542 offensive plays over the next three seasons at Colorado and was an immediate contributor on the Patriots' offensive line at right tackle as a rookie. He even had the chance to return to his tight end roots, occasionally filling in as the third tight end in short-yardage situations.

- ★ Selected team captain as a junior and senior.
- ★ Honors and Awards (2010): Consensus All-American first-team selection, receiving that honor from the Associated Press, Football Writers Association of America, *The Sporting News*, Walter Camp, *Sports Illustrated*, *ESPN.com*, *Pro Football Weekly* and *Phil Steele's College Football*; One of three finalists for the Outland Trophy; Unanimous All-Big 12 Conference first-team choice; Named the Male College Athlete of the Year by the Colorado Sports Hall of Fame, and also garnered first-team All-Colorado honors from the state's NFF chapter; Zack Jordan Award winner as the team's most valuable player.
- ★ Honors and Awards (2009): All-American third-team selection by *The NFL Draft Report*, adding fourth-team honors from College Football Insiders; All-Big 12 Conference first-team; and honorable mention from the Associated Press; First-team All-Colorado from the state's chapter of the National Football Foundation; Named for the second straight year as one of the recipients of the team's Gold Group Commitment Award, which recognizes excellence with class in a variety of areas; Recipient of the John Wooten Award for outstanding work ethic; Iron Buffalo Award winner among the offensive lineman.
- ★ Added over 30 pounds of bulk during the offseason and emerged from fall camp as Colorado's starting left tackle his sophomore year.
- ★ Honors and Awards (2008): Recipient of the team's Gold Group Commitment Award which recognizes excellence with class in several areas of school, community and general life.



★ Redshirted as a freshman.

PERSONAL


- ★ Attended Buena Vista (Colo.) High School, playing football for renowned long-time head coach Bob Marken.
- ★ Was a standout tight end and middle linebacker.
- ★ Lettered three times in basketball at center, averaging 15 points and eight rebounds per game as a senior when BVHS was the league and district champ.
- ★ Lettered twice in baseball, playing first base and pitching (righthander).
- ★ Boasted a 3.93 grade point average as a member of the National Honor Society and was an honor roll student his entire prep career.
- ★ Graduated with a degree in Biology in May 2010 (with a 3.52 grade point average).
- ★ Took postgraduate classes toward a second major in integrative physiology during his final semester.
- ★ National Football Foundation Scholar-Athlete for 2010 and the recipient of an \$18,000 postgraduate scholarship.

★ ★ HONORS & AWARDS ★ ★

2011

Pro Football Weekly All-Rookie Team

- ★ Finalist for the William V. Campbell Trophy (considered the "Academic" Heisman).
- ★ Earned first-team Academic All-Big 12 Conference honors as a red-shirt freshman, sophomore, junior and senior, and also attained CoSIDA Academic All-District status his junior and senior years.
- ★ Was the recipient of CU's Dean Jacob Van Ek Award for academic excellence for the 2008 and 2010 seasons.
- ★ An accomplished artist (paintings and sculptures), some of his work earned all-state honors in high school.
- ★ Following Christmas 2009, he traveled to Guatemala and volunteered at an orphanage. As a sophomore, he went to Italy during the summer to help rebuild a town after it suffered many collapses from an earthquake.
- ★ Born April 12, 1988 in Denver, Colo.



Brandon
SPIKES

55

HT: 6-2 WT: 255

Born: 9/3/1987 Exp. (NFL/Patriots): 3/3

GP/GS (Playoffs): 35/28 (6/5) Acq: D2c-10 (62nd)

College: Florida Hometown: Shelby, N.C.

★ ★ ★ LINEBACKER ★ ★ ★

CAREER TRANSACTIONS

Brandon Spikes was drafted by the New England Patriots in the second round (62nd overall) of the 2010 NFL Draft.

SEASONAL REVIEWS

2012 (15/14, 2/2)

- ★ Tied a single-game career playoff career high with 11 tackles in the AFC Championship vs. Baltimore (1/20).
- ★ Inactive due to injury at Jacksonville (12/23).
- ★ Registered a career-high 16 tackles, defended one pass and forced a fumble that was recovered by the Patriots and led to a touchdown in the win at N.Y. Jets (11/22).
- ★ Eclipsed the double-digit tackle plateau for the fifth time in 2012, making 12 tackles vs. Buffalo (11/11). Also forced a fumble and defended a pass.
- ★ Made 14 tackles, registering his fourth double-digit tackle game of the season in the overtime win vs. N.Y. Jets (10/21).
- ★ Started and led the team in tackles (11) for the second time in 2012 at Buffalo (9/30). Also defended a pass and became the seventh Patriot to force two or more fumbles in a game - the first was a goal-line stop just before halftime and the second led to a Patriots fourth-quarter touchdown.
- ★ Started and collected a team-high 12 tackles and forced a fumble vs. Arizona (9/16).
- ★ Started at linebacker and made two tackles in the win at Tennessee (9/9).

2011 (8/6, 3/3)

- ★ Played in eight games with six starts and finished with 51 tackles and one pass defended.



EXTRA POINTS

- ★ Spikes has solid football bloodlines, as he is the younger cousin of San Diego Chargers' Takeo Spikes.
- ★ Brandon patterns his style of play after Hall of Fame linebacker Dick Butkus. He wore Butkus' jersey #51 while at Florida.
- ★ Started all three postseason games and was second on the team with 27 tackles, including one sack and intercepted one pass and defended three others.
- ★ Inactive due to injury at Miami (9/12), at the N.Y. Jets (11/13), vs. Kansas City (11/21), at Philadelphia (11/27), vs. Indianapolis (12/4), at Washington (12/11), at Denver (12/18) and vs. Miami (12/24).
- ★ Started and registered a career-high 14 stops and one pass defended at Pittsburgh (10/30).
- ★ Started at linebacker in the AFC Championship Game vs. Baltimore (1/22), made nine tackles and intercepted a fourth-quarter Joe Flacco pass and returned it 19 yards.
- ★ Started at linebacker in Super Bowl XLVI and made a single-game playoff career-high 11 stops vs. the N.Y. Giants (2/5).

2010 (12/8, 1/0)

- ★ Played in 12 games with eight starts and missed four games due to an NFL suspension. Finished the season



fifth on the team with 71 tackles (41 solo). Also added an interception, three passes defended and two special teams tackles.

- ★ Had four 10-tackle games in 2010.
- ★ Made his first NFL start at inside linebacker vs. N.Y. Jets (9/19) and led the team with 10 tackles.
- ★ Tallied a career-high 13 tackles in a 23-20 overtime win vs. Baltimore (10/17).
- ★ Registered 10 tackles vs. Minnesota (10/31). Combined with Vince Wilfork to stop Adrian Peterson for a 1-yard loss on first-and-goal from the 10-yard line late in the second quarter, starting a defensive stand that ended in Spikes and Jermaine Cunningham stopping Peterson for a 2-yard loss on fourth-and-goal from the one-yard line.
- ★ Recorded his first career interception in a 45-3 win vs. N.Y. Jets (12/6), picking off Mark Sanchez at the New England two-yard line.

COLLEGE

- ★ Spikes started 39 of 47 games at Florida, including his final 38 appearances, recording 307 tackles (178 solos) with 6½ sacks for minus 42 yards, 31½ stops for losses totaling 89 yards and eight pressures.
- ★ Deflected 14 passes and intercepted six others, returning a school-record four for touchdowns.
- ★ Third linebacker in NCAA football since 1996 to return four interceptions for touchdowns in a career.
- ★ Led the team in tackles in 2007 and 2008.
- ★ Honors and awards (2009): All-American first-team selection by *The Sporting News*, Associated Press and Walter Camp as a senior, Finalist for the Butkus Award (top linebacker) and Bednarik Award (nation's top defender), Lombardi Award semifinalist and Lott Trophy quarterfinalist, first-team All-SEC choice by the league's coaches and second-team pick by the AP.
- ★ Honors and Awards (2008): Team Captain, consensus first-team All-American, first-team All-SEC performer, finalist for the Nagurski Trophy, semifinalist for the Lombardi and Bednarik Awards
- ★ First-team All-SEC honors from the league's coaches and AP his sophomore year.

★★★ FORCING THE ISSUE ★★★

LB Brandon Spikes forced two fumbles at Buffalo (9/30) and LB Rob Ninkovich forced two fumbles vs. Denver (10/7) to become one of eight Patriots players to record at least two forced fumbles in a single game.

Most Forced Fumbles in a game/ Patriots History

Player	Fumbles
Mike Vrabel(10/28/07 vs. Washington)	3
Rob Ninkovich (10/07/12 vs. Denver)	2
Brandon Spikes (09/30/12 at Buffalo)	2
Adalius Thomas (12/16/07 vs. NY Jets)	2
Rosevelt Colvin (09/16/07 vs. San Diego)	2
Roman Phifer (11/23/02 vs. Minnesota)	2
Tebucky Jones (12/22/01 vs. Miami)	2
Ferric Collins (10/20/96 at Indianapolis)	2

- ★ Member of the UF Football Leadership Committee (2007, 2008).
- ★ Led the team with a career-high 131 tackles (81 solos), posting 1½ sacks for minus 13 yards and leading the Gators with 16 stops for losses of 36 yards (13th-best season total in school history) his sophomore year.

PERSONAL

- ★ Born the son of Sherry Allen on Sept. 3, 1987 in Shelby, N.C.
- ★ Has solid football bloodlines, as his cousin, Takeo Spikes, is a 14-year NFL veteran.
- ★ Patterns his style of play after Hall of Fame linebacker Dick Butkus, honoring his idol while at Florida by wearing Butkus' jersey number (51) from his playing days with the Chicago Bears.
- ★ Attended Crest Senior (Cleveland County, N.C.) High School, lettering four times in football as a starter at defensive end and linebacker.
- ★ Majored in anthropology.


★★★ ★ ★ BRANDON SPIKES ★ ★ ★ ★ ★																	
Pos: LB Ht: 6-2 Wt: 255 Year: 3rd Acq: D2c-10 (62nd) College: Florida Born: 9/3/87																	
REGULAR SEASON			TACKLES					INTERCEPTIONS					MISCELLANEOUS				
Year	Team	G/S	TT	UT	A	S	Yds	No	Yds	Avg	Lg	TD	PD	FF	FR	Yds TD	SpT
2010	Patriots	12/8	71	41	30	0.0	0.0	1	5	5.0	5	0	3	0	0	0	2
2011	Patriots	8/6	51	36	15	0.0	0.0	0	0	0.0	0	0	1	0	0	0	0
2012	Patriots	15/14	128	84	44	1.0	2.0	0	0	0.0	0	0	7	5	0	0	0
Totals - 3 Years		35/28	250	161	89	1.0	2.0	1	5	5.0	5	0	11	5	0	0	2
POSTSEASON			TACKLES					INTERCEPTIONS					MISCELLANEOUS				
Year	Team	G/S	TT	UT	A	S	Yds	No	Yds	Avg	Lg	TD	PD	FF	FR	Yds TD	SpT
2010	Patriots	1/0	1	1	0	0.0	0.0	0	0	0.0	0	0	0	0	0	0	0
2011	Patriots	3/3	27	14	13	1.0	4.0	1	19	19.0	0	0	3	0	1	0	0
2012	Patriots	2/2	17	10	7	0.0	0.0	0	0	0.0	0	0	0	0	0	0	0
Totals - 3 Years		6/5	45	25	20	1.0	4.0	1	19	19.0	0	0	3	0	1	0	0



★ ★ ★ ★ SPIKES' CAREER GAME-BY-GAME ★ ★ ★ ★ ★

2010	Opponent	P/S	TT	UT	A	S	Yds	Int	Yds	PD	FF	FR	SpT	2011	Opponent	P/S	TT	UT	A	S	Yds	Int	Yds	PD	FF	FR	SpT				
09/12	Cincinnati	p	2	1	1	-	-	-	-	1	-	-	-	09/12	Miami																
09/19	N.Y. Jets	S	10	5	5	-	-	-	-	-	-	-	-	09/18	San Diego	p	3	2	1												
09/26	Buffalo	S	5	4	1	-	-	-	-	-	-	-	-	09/25	Buffalo	S	5	2	3												
10/04	Miami	S	3	1	2	-	-	-	-	-	-	-	-	10/02	Oakland	S	6	3	3												
10/17	Baltimore	S	13	9	4	-	-	-	-	-	-	-	2	10/09	N.Y. Jets	S	6	6	0												
10/24	at San Diego	S	3	1	2	-	-	-	-	-	-	-	-	10/16	Dallas	S	8	7	1			1									
10/31	Minnesota	S	10	8	2	-	-	-	-	-	-	-	-	10/30	Pittsburgh	S	14	10	4					1							
11/07	at Cleveland	S	10	4	6	-	-	-	-	-	-	-	-	11/06	N.Y. Giants	S	6	5	1												
11/14	at Pittsburgh	S	3	1	2	-	-	-	-	-	-	-	-	11/13	at N.Y. Jets																
11/21	Indianapolis	p	3	1	2	-	-	-	-	-	-	-	-	11/21	Kansas City																
11/25	at Detroit	p	2	2	0	-	-	-	-	1	-	-	-	11/27	at Philadelphia																
12/06	N.Y. Jets	p	7	4	3	-	-	1	5	1	-	-	-	12/04	Indianapolis																
12/12	at Chicago													12/11	at Washington																
12/19	Green Bay													12/18	at Denver																
12/26	at Buffalo													12/24	Miami																
01/02	Miami													01/01	Buffalo	p	3	1	2												
2010 Totals		12/8	71	41	30	0.0	0.0	1	5	3	0	0	2	2011 Totals	8/6	51	36	15	0.0	0.0	1	0	0	1	0	00					
01/16	N.Y. Jets	p	1	1	0	0.0	0.0	-	-	-	-	-	-	01/14	Denver	S	7	4	3	1.0	4.0	2			1	1					
2010 Postseason		1/0	1	1	0	0.0	0.0	0	0	0	0	0	0	01/22	Baltimore	S	9	2	7				1	19	1						
														02/05	N.Y. Giants	S	11	8	3						1						
														Postseason Totals	3/3	27	14	13	1.0	4.0	2	1	19	3	1						

Players



Donté

STALLWORTH

19

HT: 6-0 WT: 200
 Born: 11/10/1980 Exp. (NFL/Patriots): 10/2
 GP/GS (Playoffs): 115/59 (7/2) Acq: UFA (WAS)-12
 College: Tennessee Hometown: Sacramento, Calif.

★ ★ ★ WIDE RECEIVER ★ ★ ★

CAREER TRANSACTIONS

Donté Stallworth was signed by the New England Patriots as a free agent on Dec. 4, 2012 ... Originally drafted by New Orleans in the first round (13th overall) of the 2002 NFL Draft ... Traded by New Orleans to Philadelphia for LB Mark Simoneau and a conditional fourth-round pick in the 2007 NFL Draft (8/28/06) ... Signed by New England as an unrestricted free agent from Philadelphia (3/13/07) ... Signed by Cleveland as an unrestricted free agent from New England (3/1/08) ... Released by Cleveland (2/8/10) ... Signed by Baltimore as a free agent (2/17/10) ... Signed by Washington as a free agent (7/30/11) ... Released by Washington (11/8/11) ... Signed by Washington (11/15/11) ... Signed by New England as an unrestricted free agent (3/23/12) ... Released by New England (8/27/12).

CAREER HIGHLIGHTS

- ★ Led the NFL with a 19.1 yard per catch average in 2006 while with Philadelphia.
- ★ Posted three receptions for 100 yards and a touchdown, including a 75-yard touchdown catch that was the longest pass play in Eagles playoff history in 2006 NFC Divisional Playoff Game at New Orleans (1/13/07).
- ★ Posted six receptions for 139 yards and a career-long 84-yard touchdown reception vs. Washington (11/12/06).
- ★ Recorded six catches for 76 yards and a career-high two touchdowns at New England (11/20/05).
- ★ Recorded a career-high 10 catches for 122 yards and a touchdown vs. Denver (11/21/04) with New Orleans.

SEASONAL REVIEWS

2012 (1/0, 0/0)

- ★ Was placed on Injured Reserve with an ankle injury on Dec. 11, 2012.
- ★ Appeared in one game for the Patriots, catching one 63-yard pass for a touchdown in the win vs. Houston (12/10).

2011 (11/0 – Washington)

- ★ Appeared in 11 games, finishing with 22 catches, 309 yards and two touchdowns.
- ★ Tallied four catches for 51 yards vs. Dallas (11/20).
- ★ Caught four passes for 96 yards vs. New England (12/11).
- ★ Registered five receptions for 59 yards and a touchdown vs. Minnesota (12/24).
- ★ Waived by Washington on Nov. 8 and re-signed on Nov. 15.

2010 (8/0, 2/0 – Baltimore)

- ★ Played in eight regular season games, posting two catches for 82 yards and five rushes for 45 yards.
- ★ Played in two postseason games, rushing once for one yard.

2008 (11/7 – Cleveland)

- ★ Played in 11 games, starting seven and posted 17 receptions for 170 yards and one touchdown.
- ★ Caught a 3-yard touchdown pass at Jacksonville (10/26).

2007 (16/9, 3/0 – New England)

- ★ Played in all 16 games, starting nine, registering 46 receptions for 697 yards and three touchdowns.
- ★ Appeared in all three postseason games, totaling eight passes for 113 yards, including three catches for 34 yards in Super Bowl XLII.
- ★ Caught a pass in 15 of 16 regular season games.
- ★ Tallied four receptions for 65 yards and a touchdown vs. Cleveland (10/7).
- ★ Posted a season-high seven receptions and 136 yards, including a 69-yard touchdown at Dallas (10/14).

2006 (12/11, 2/2 – Philadelphia)

- ★ Played in 12 games, starting 11 and caught 38 passes for 725 yards and five touchdowns.



★ Caught three passes for 41 yards, including a 28-yard touchdown reception in his first career playoff game vs. the N.Y. Giants (1/7).

★ Posted three receptions for 100 yards and a touchdown, including a 75-yard touchdown catch that was the longest pass play in Eagles playoff history in the NFC Divisional Playoff Game at New Orleans (1/13).

★ Led the NFL with a 19.1 yard per catch average.

★ Registered six receptions for a career-high tying 141 yards and one touchdown at Houston (9/10), with all six catches resulting in a first down.

★ Talled five catches for 81 yards and a touchdown vs. the N.Y. Giants (9/17).

★ Posted six receptions for 139 yards and a career-long 84-yard touchdown reception vs. Washington (11/12).

★ Caught four passes for 111 yards and a touchdown vs. Carolina (12/4).

2005 (16/13 – New Orleans)

★ Played in 16 games with 13 starts, leading the team with 70 receptions for a career-high 945 yards and seven touchdowns.

★ Caught eight passes for a career-high 141 yards vs. the N.Y. Giants (9/19).

★ Led the team with eight receptions for 129 yards vs. Buffalo (10/2).

★ Recorded six catches for 76 yards and a career-high two touchdowns at New England (11/20).

★ Talled his third 100-yard receiving game of the season with five catches for 102 yards, including a season-long 43-yard reception vs. Carolina (12/18).

2004 (16/9 – New Orleans)

★ Played in all 16 games with nine starts, recording 58 receptions for 767 yards and five touchdowns.

★ Posted five games with five or more receptions.

★ Registered nine catches for 113 yards, including a season-high 45-yard reception vs. San Francisco and a game-winning 11-yard touchdown reception with 1:01 remaining in the game (9/19).

★ Recorded a career-high 10 catches for 122 yards and a touchdown vs. Denver (11/21).

★ Talled a career-long 26-yard rush at Atlanta (11/28).

★ Registered five catches for 113 yards at Dallas (12/12).

★ Caught a seven-yard touchdown pass with 38 seconds remaining in the game to propel the Saints to victory vs. Tampa Bay (12/19).

2003 (11/3 – New Orleans)

★ Played in 11 games with three starts, finishing with 25 catches for 485 yards and three touchdowns in addition to eight kick returns for 171 yards (21.4 avg.) and five punt returns for 44 yards (8.8 avg.)

★ Talled eight catches for 101 yards at Seattle (9/7).

★ Posted two catches for 46 yards, including a 35-yard touchdown vs. Houston (9/14).

★ Made his first start of the season and caught one pass for a 69-yard touchdown at Atlanta (10/19).

★ Caught a 42-yard pass that began a multiple-lateral final touchdown play as time expired vs. Jacksonville (12/21).

★ Recorded three catches for 114 yards, including a season-long 76-yard touchdown reception vs. Dallas (12/28).

2002 (13/7 – New Orleans)

★ Played in 13 games with seven starts, finishing with 42 catches for 594 yards and a career-high eight touchdowns, breaking the Saints record for touchdown catches by a rookie (Danny Abramowicz, 1976, six touchdown receptions).

★ Led all rookies with eight touchdowns and finished third in receiving yards.

★ ★ ★ 100-YARD GAMES ★ ★ ★

REGULAR SEASON 100-YARD GAMES (13)

DATE	OPPONENT	NO.	YDS	AVG.	LG	TD
12/22/02	at Cincinnati	6	111	18.5	57t	1
9/7/03	at Seattle	8	101	12.6	30	0
12/28/03	vs. Dallas	3	114	38.0	76t	1
9/19/04	vs. San Francisco	9	113	12.6	45	1
11/21/04	vs. Denver	10	122	12.2	30t	1
12/12/04	at Dallas	5	113	22.6	35	0
9/19/05	vs. N.Y. Giants	8	141	17.6	33	0
10/2/05	vs. Buffalo	8	129	16.1	26	0
12/18/05	vs. Carolina	5	102	20.4	43	1
9/10/06	at Houston	6	141	23.5	42t	1
11/12/06	vs. Washington	6	139	23.2	84t	1
12/4/06	vs. Carolina	4	111	27.8	51	1
10/14/07	at Dallas	7	136	19.4	69t	1

★ STALLWORTH'S SINGLE GAME CAREER HIGHS ★

Single Game Highs

Receptions	10 vs. Denver (11/21/04)
Yards	141 vs. N.Y. Giants (9/19/05)
	141 at Houston (9/10/06)
Receiving TDs	2 at New England (11/20/05)

Rushing Attempts	2 at Atlanta (11/11/2010)
Rushing Yards	34 at Atlanta (11/11/2010)
Longest Rush	26 yards at Atlanta (11/28/2004)

★ Recorded a reception in all 13 games in which he played.

★ Caught a touchdown pass in his first four games, becoming the first rookie to do so since Washington WR Charlie Brown set the record with a touchdown reception in his first five games in 1982.

★ Talled four receptions for 63 yards and his first career touchdown vs. Tampa Bay (9/8), in his first NFL start in the season opener.

★ Recorded his first 100-yard receiving game at Cincinnati (12/22) with 6 catches for 111 yards and a touchdown.

COLLEGE

★ Became a full-time starter as a junior at Tennessee, recording 99 catches for 1,747 yards (17.6 avg.) and 13 touchdowns during his career.

★ Named All-SEC Second Team as a junior after posting 41 receptions for 821 yards (20.0 avg.) and 10 touchdowns.

★ Entered the NFL Draft following his junior season.

PERSONAL

★ Started two years as a wide receiver and cornerback at Grant (Sacramento, Calif.) High School.

★ Voted California Player of the Year and named an All-State defensive back and *USA Today* honorable mention All-American as a senior.

★ Registered 56 receptions for 1,289 yards and 23 touchdowns on offense, 77 tackles and four interceptions on defense and averaged 31 yards on kickoff returns and 27 yards on punt returns as a senior.

★ Member of the track team, participating in sprinting and jumping events.

★ Older brother, Larry, played wide receiver for the London Monarchs of NFL Europe and for the San Jose Sabercats of the Arena Football League, and went to training camp with the San Diego Chargers.

★ Majored in psychology at Tennessee.

★ ★ ★ ★ ★ **DONTÉ STALLWORTH** ★ ★ ★ ★ ★

Pos: WR Ht: 6-0 Wt: 200 lbs Year: 10th Acq: UFA(WAS)-12 College: Tennessee Born: 11/10/80

REGULAR SEASON			RECEIVING					RUSHING				
Year	Team	G/S	No	Yds	Avg	Lg	TD	No	Yds	Avg	Lg	TD
2002	Saints	13/7	42	594	14.1	72t	8	2	2	1.0	4	0
2003	Saints	11/3	25	485	19.4	82t	3	1	3	3.0	3	0
2004	Saints	16/9	58	767	13.2	53t	5	6	37	6.2	26	0
2005	Saints	16/13	70	945	13.5	70t	7	2	2	1.0	3	0
2006	Eagles	12/11	38	725	19.1	74t	5	0	0	0.0	0	0
2007	Patriots	16/9	46	697	15.2	70t	3	1	12	12.0	12	0
2008	Browns	11/7	17	170	10.0	26	1	1	-4	-4.0	-4	0
2010	Ravens	8/0	2	82	41.0	42	0	9	45	9.0	19	0
2011	Redskins	11/0	22	309	14.0	53	2	2	1	0.5	2	0
2012	Patriots	1/0	1	63	63.0	63t	1	0	0	0.0	0	0
Totals - 10 Years		115/59	321	4,837	15.1	84t	35	20	98	4.9	26	0

Additional Statistics: 18 punt returns for 102 yards (5.7 avg.) with 3 fair catches (long 27); 8 kickoff returns for 171 yards (21.4 avg.) with a long of 27.

POSTSEASON			RECEIVING					RUSHING				
Year	Team	G/S	No	Yds	Avg	Lg	TD	No	Yds	Avg	Lg	TD
2006	Eagles	2/2	6	141	23.5	75t	0	0	0	0.0	0	0
2007	Patriots	3/0	8	113	14.1	53	0	0	0	0.0	0	0
2010	Ravens	2/0	0	0	0.0	0	0	1	1	1.0	0	0
Totals - 3 Years		7/2	14	254	18.1	75t	0	1	1	1.0	0	0

★ ★ ★ ★ ★ **DONTÉ STALLWORTH'S CAREER GAME-BY-GAME** ★ ★ ★ ★ ★

Year	Opponent	P/S	No	Yds	Avg	Lg	TD	Year	Opponent	P/S	No	Yds	Avg	Lg	TD
2002	at Atlanta	p	2	20	10.0	15	0	11/28	at Atlanta	p	2	20	10.0	15	0
09/08	at Tampa Bay	S	4	63	15.8	41t	1	12/05	Carolina	p	3	44	14.7	25t	1
09/15	Green Bay	p	4	59	14.8	34t	1	12/12	at Dallas	p	5	113	22.6	35	0
09/22	at Chicago	p	4	43	10.8	29t	1	12/19	at Tampa Bay	S	2	29	14.5	22	1
09/29	at Detroit	S	3	14	4.7	9	1	12/26	Atlanta	S	2	62	31.0	39t	1
10/06	Pittsburgh	Inactive						01/02	at Carolina	S	3	31	10.3	21	0
10/13	at Washington	Inactive						2004 Totals		16/9	58	767	13.2	45	5
10/20	San Francisco	Inactive						2005							
10/27	Atlanta	p	2	29	14.5	20	0	09/11	at Carolina	S	4	47	11.8	29	0
10/20	at Carolina	S	3	65	21.7	38	1	09/19	N.Y. Giants	S	8	141	17.6	33	0
10/27	at Atlanta	p	2	18	9.0	12t	1	09/25	at Minnesota	S	0	0	0.0	0	0
11/24	Cleveland	S	2	24	12.0	18	0	10/02	Buffalo	S	8	129	16.1	26	0
12/01	Tampa Bay	p	1	9	9.0	9	0	10/09	at Green Bay	S	1	6	6.0	6	0
12/08	at Baltimore	p	3	57	19.0	28t	1	10/16	Atlanta	S	7	83	11.9	27t	1
12/15	Minnesota	S	4	42	10.5	17	0	10/23	at St. Louis	p	4	53	13.3	18	1
12/22	at Cincinnati	S	6	111	18.5	57t	1	10/30	Miami	S	3	52	17.3	29	0
12/29	Carolina	S	4	60	15.0	28	0	11/06	Chicago	p	3	37	12.3	16	1
2002 Totals		13/7	42	594	14.1	57t	8	11/20	at New England	S	6	76	12.7	26	2
2003								11/27	at N.Y. Jets	S	5	48	9.6	21t	1
09/07	at Seattle	p	8	101	12.6	30	0	12/04	Tampa Bay	S	3	20	6.7	11	0
09/14	Houston	p	2	46	23.0	35t	1	12/12	at Atlanta	S	5	43	8.6	10	0
09/21	at Tennessee	p	2	20	10.0	15	0	12/18	Carolina	S	5	102	20.4	43	1
09/28	Indianapolis	p	1	17	17.0	17	0	12/24	Detroit	S	2	47	23.5	32	0
10/05	at Carolina	p	1	15	15.0	15	0	01/01	at Tampa Bay	p	6	61	10.2	15	0
10/12	Chicago	p	1	21	21.0	21	0	2005 Totals		16/13	70	945	13.5	43	7
10/19	at Atlanta	S	1	69	69.0	69t	1	2006							
10/26	Carolina	Inactive						09/10	at Houston	S	6	141	23.5	42t	1
11/02	at Tampa Bay	Inactive						09/17	N.Y. Giants	S	5	81	16.2	33	1
11/16	Atlanta	S	1	5	5.0	5	0	09/24	at San Francisco	Inactive					
11/23	at Philadelphia	Inactive						10/02	Green Bay	S	1	26	26.0	26	0
11/30	at Was	Inactive						10/08	Dallas	Inactive					
12/07	Tampa Bay	Inactive						10/15	at New Orleans	Inactive					
12/14	N.Y. Giants	p	2	23	11.5	13	0	10/22	at Tampa Bay	Inactive					
12/21	at Jacksonville	p	3	54	18.0	42	0	10/29	Jacksonville	p	3	56	18.7	29	0
12/28	Dallas	S	3	114	38.0	76t	1	11/12	Washington	S	6	139	23.2	84t	1
2003 Totals		11/3	25	485	19.4	76t	3	11/19	Tennessee	S	4	75	18.8	40	0
2004								11/26	at Indianapolis	S	2	9	4.5	8	0
09/12	Seattle	S	3	36	12.0	16	0	12/04	Carolina	S	4	111	27.8	51	1
09/19	San Francisco	S	9	113	12.6	45	1	12/10	at Washington	S	3	31	10.3	16	1
09/26	at St. Louis	S	5	65	13.0	21	0	12/17	at N.Y. Giants	S	1	5	5.0	5	0
10/03	at Arizona	S	5	45	9.0	17	0	12/25	at Dallas	S	3	51	17.0	35	0
10/10	Tamp Bay	p	1	27	27.0	27	0	12/31	Atlanta	S	0	0	0.0	0	0
10/17	Minnesota	S	4	34	8.5	16	0	2006 Totals		12/11	38	725	19.1	84t	5
10/24	at Oakland	p	1	15	15.0	15	0	01/07	N.Y. Giants	S	3	41	13.7	28t	1
11/07	at San Diego	p	0	0	0.0	0	0	01/13	at New Orleans	S	3	100	33.3	75t	1
11/14	Kansas City	S	3	11	3.7	6	0	2006 Postseason		2/2	6	141	23.5	75t	2
11/21	Denver	p	10	122	12.2	30t	1								




★ ★ ★ ★ DONTÉ STALLWORTH'S CAREER GAME-BY-GAME CONT'D ★ ★ ★ ★

2007	Opponent	P/S	No	Yds	Avg	Lg	TD
09/09	at N.Y. Jets	p	1	19	19.0	19	0
09/16	San Diego	S	2	19	9.5	11	0
09/23	Buffalo	S	1	28	28.0	28	0
10/01	at Cincinnati	S	4	49	12.3	23	0
10/07	Cleveland	S	4	65	16.3	34t	1
10/14	at Dallas	p	7	136	19.4	69t	1
10/21	at Miami	S	3	51	17.0	30t	1
10/28	Washington	S	4	44	11.0	22	0
11/04	at Indianapolis	p	2	42	21.0	33	0
11/18	at Buffalo	S	5	56	11.2	20	0
11/25	Philadelphia	S	4	54	13.5	31	0
12/03	at Baltimore	p	3	68	22.7	42	0
12/09	Pittsburgh	p	1	9	9.0	9	0
12/16	N.Y. Jets	p	0	0	0.0	0	0
12/23	Miami	S	2	25	12.5	16	0
12/29	at N.Y. Giants	p	3	32	10.7	17	0
2007 Totals	16/9		46	697	15.2	69t	3
01/12	Jacksonville	p	3	68	22.7	53	0
01/20	San Diego	p	2	11	5.5	6	0
02/03	N.Y. Giants	p	3	34	11.3	18	0
2007 Postseason	3/0		8	113	14.1	53	0
2008	Opponent	P/S	No	Yds	Avg	Lg	TD
09/07	Dallas			Did Not Play			
09/14	Pittsburgh			Inactive			
09/21	at Baltimore			Inactive			
09/28	at Cincinnati			Inactive			
10/13	N.Y. Giants	S	2	19	9.5	13	0
10/19	at Washington	S	2	24	12.0	18	0
10/26	at Jacksonville	S	3	13	4.3	5	1
11/02	Baltimore			Inactive			
11/06	Denver	S	4	48	12.0	19	0
11/17	at Buffalo	S	0	0	0.0	0	0
11/23	Houston	S	1	18	18.0	18	0
12/07	at Tennessee	p	1	4	4.0	4	0
12/15	at Philadelphia	p	1	13	13.0	13	0
12/21	Cincinnati	p	1	4	4.0	4	0
12/28	at Pittsburgh	S	1	12	12.0	12	0
2008 Totals	11/7		17	170	10.0	19	1

2010	Opponent	P/S	No	Yds	Avg	Lg	TD
09/13	at N.Y. Jets			Inactive			
09/19	at Cincinnati			Inactive			
09/26	Cleveland			Inactive			
10/03	at Pittsburgh			Inactive			
10/10	Denver			Inactive			
10/17	at New England			Inactive			
10/24	Buffalo			Inactive			
11/07	Miami	p	0	0	0.0	0	0
11/11	at Atlanta	p	0	0	0.0	0	0
11/21	at Carolina	p	1	15	15.0	15	0
11/28	Tampa Bay	p	0	0	0.0	0	0
12/05	Pittsburgh	p	1	67	67.0	67	0
12/13	at Houston	p	0	0	0.0	0	0
12/19	New Orleans			Inactive			
12/26	at Cleveland	p	0	0	0.0	0	0
01/02	Cincinnati	p	0	0	0.0	0	0
2010 Totals	8/0		2	82	41.0	67	0
01/09	at KC	p	0	0	0.0	0	0
01/15	at Pit	p	0	0	0.0	0	0
2010 Postseason	2/0		0	0	0.0	0	0
2011	Opponent	P/S	No	Yds	Avg	Lg	TD
09/11	N.Y. Giants			Inactive			
09/18	Arizona	p	2	16	8.0	9	0
09/26	at Dallas			Inactive			
10/02	at St. Louis	p	0	0	0.0	0	0
10/16	Philadelphia	p	3	30	10.0	15	0
10/23	at Carolina			Inactive			
10/30	at Buffalo	p	0	0	0.0	0	0
11/06	San Francisco			Inactive			
11/13	at Miami			Not on Roster			
11/20	Dallas	p	4	51	12.8	20	1
11/27	at Seattle	p	0	0	0.0	0	0
12/04	N.Y. Jets	p	1	14	14.0	14	0
12/11	New England	p	4	96	24.0	51	0
12/18	at N.Y. Giants	p	2	35	17.5	19	0
12/24	Minnesota	p	5	59	11.8	19	1
01/01	at Philadelphia	p	1	8	8.0	8	0
2011 Totals	11/0		22	309	14.0	51	2





**Aqib
TALIB**

31
 HT: 6-1 WT: 205
 Born: 2/13/1986 Exp. (NFL/Patriots): 5/1
 GP/GS (Playoffs): 64/50 (2/2) Acq: TR (TB)-12
 College: Kansas Hometown: Richardson, Texas

★ ★ ★ CORNERBACK ★ ★ ★

PRONOUNCED Uh-keeb Tuh-leeeb

CAREER TRANSACTIONS

Aqib Talib was acquired by the New England Patriots from Tampa Bay in a trade on Nov. 1, 2012 along with a 2013 seventh round draft selection in exchange for a 2013 fourth round draft selection ... Originally drafted by Tampa Bay in the first round (20th overall) of the 2008 NFL Draft.

CAREER HIGHLIGHTS

- ★ Recorded interceptions in three straight games in 2010, at Carolina (9/19), vs. Pittsburgh (9/26) and at Cincinnati (10/10); the third time in his career he posted interceptions in consecutive games.
- ★ Named NFC Defensive Player of the Week after tallying two interceptions, returning one for his first career touchdown at Arizona (10/31/10).
- ★ Registered a career-high three interceptions at Washington (10/4/09).

SEASONAL REVIEWS

2012 (6/5, 2/2)

- ★ Started at cornerback in the AFC Championship vs. Baltimore (1/20) and left in the first quarter with a thigh injury and did not return.
- ★ Accumulated a team-high tying 10 tackles in the Divisional Playoff win vs. Houston (1/13), his first postseason game.
- ★ Active but did not play in the regular-season finale win vs. Miami (12/30).
- ★ Started in his first game as a Patriot and intercepted a second-quarter Andrew Luck pass and returned the pick 59 yards for a touchdown vs. Indianapolis (11/18). Also made seven tackles.

2012 (4/4 – Tampa Bay)

- ★ Started all four games in which he played, recording 21 tackles, one interception and seven passes defended.
- ★ Posted eight tackles and a career-high four passes defended at N.Y. Giants (9/16).

2011 (13/13 – Tampa Bay)

- ★ Played and started 13 games, finishing with 42 tackles, two interceptions, both of which were returned for touchdowns, two forced fumbles and 13 passes defended.
- ★ Recorded four tackles, one interception and three passes defended vs. Detroit (9/11), returning the interception 28 yards for his second career touchdown.
- ★ Registered three tackles and one forced fumble at Minnesota (9/18).
- ★ Talled a forced fumble and an interception at Tennessee (11/27), returning the interception 27 yards for a touchdown.

2010 (11/11 – Tampa Bay)

- ★ Played and started 11 games, registering 50 tackles, a career-high six interceptions, including one for a touchdown and 11 passes defended before being placed on Injured Reserve (12/6) with a hip injury.
- ★ Led the team with six interceptions despite appearing in only 11 games; total was fifth in the NFL and second in the NFC.
- ★ Recorded interceptions in three straight games, at Carolina (9/19), vs. Pittsburgh (9/26) and at Cincinnati (10/10); the third time in his career he posted interceptions in consecutive games.
- ★ Named NFC Defensive Player of the Week after tallying two interceptions, returning one for his first career touchdown at Arizona (10/31).
- ★ Posted a career-high nine tackles vs. Carolina (11/14).
- ★ Registered five tackles and one interception at Baltimore (11/28).

2009 (15/15 – Tampa Bay)

- ★ Played in 15 games, recording career-highs in starts (15), tackles (69), passes defended (17) and fumble recoveries (one).
- ★ Registered a career-high three interceptions at Washington (10/4).
- ★ Posted interceptions in back-to-back games vs. New England (10/25) and vs. Green Bay (11/8).

2008 (15/2 – Tampa Bay)

- ★ Played in 15 games with two starts, finishing with 27 tackles, four interceptions and 10 passes defended.
- ★ Recorded his first career interception vs. Atlanta (9/14).
- ★ Registered interceptions in two straight games, vs. Carolina (10/12) and vs. Seattle (10/19).

COLLEGE

- ★ Played in 34 games with 32 starts and registered 162 tackles, 13 interceptions, two fumble recoveries, two forced fumbles and 43 passes defended before entering the NFL Draft following his junior season.
- ★ Finished his career second in school history with 13 interceptions and first in interception return yards with 322.
- ★ A unanimous All-Big 12 Conference and consensus All-American first-team selection in 2007.

PERSONAL

- ★ Earned first-team all-district and all-city honors as a senior after being named the team's defensive back of the year at Berkner (Richardson, Texas) High School.
- ★ Born Aqib Talib on February, 13, 1986 in Cleveland, Ohio.
- ★ Son of Okolo Talib and Theodore Henry.
- ★ Majored in sociology.



★ ★ ★ ★ ★ **AQIB TALIB** ★ ★ ★ ★ ★

Pos: CB Ht: 6-1 Wt: 205 Year: 5th Acq: TR (TB)-12 College: Kansas Born: 2/13/86

REGULAR SEASON			TACKLES					INTERCEPTIONS					MISCELLANEOUS					
Year	Team	G/S	TT	UT	A	S	Yds	No	Yds	Avg	Lg	TD	PD	FF	FR	Yds	TD	SpT
2008	Buccaneers	15/2	27	19	8	0.0	0.0	4	32	8.0	19	0	10	0	0	0	0	0
2009	Buccaneers	15/15	69	62	7	0.0	0.0	5	99	19.8	32	0	17	0	1	0	0	0
2010	Buccaneers	11/11	50	47	3	0.0	0.0	6	91	15.2	45t	1	11	0	0	0	0	0
2011	Buccaneers	13/13	42	41	1	0.0	0.0	2	55	27.5	28t	2	13	2	0	0	0	0
2012	Bucs/Patriots	10/9	44	33	7	0.0	0.0	2	59	29.5	59t	1	9	0	1	0	0	0
Totals - 5 Years		64/50	228	202	26	0.0	0.0	19	336	17.7	59t	4	60	2	2	0	0	0
POSTSEASON			TACKLES					INTERCEPTIONS					MISCELLANEOUS					
Year	Team	G/S	TT	UT	A	S	Yds	No	Yds	Avg	Lg	TD	PD	FF	FR	Yds	TD	SpT
2012	Patriots	2/2	10	9	1	0.0	0.0	0	0	0.0	0	0	1	0	0	0	0	0
Totals - 1 Year		2/2	10	9	1	0.0	0.0	0	0	0.0	0	0	1	0	0	0	0	0



Donald THOMAS

64
 HT: 6-4 WT: 305
 Born: 9/25/1985 Exp. (NFL/Patriots): 7/2
 GP/GS (Playoffs) 41/19 (3/0) Acq: FA-11
 College: Connecticut Hometown: New Haven, Conn.

★ ★ ★ **OFFENSIVE LINE** ★ ★ ★

CAREER TRANSACTIONS

Donald Thomas was signed by the New England Patriots on Nov. 23, 2011 ... Originally drafted by Miami in the sixth-round (195th overall) of the 2008 NFL Draft ... Released by Miami (9/4/10) ... Signed by Detroit as a free agent (11/23/10) ... Released by Detroit (9/3/11) ... Signed by New England as a free agent (9/14/11) ... Released by New England (11/21/11).

SEASONAL REVIEWS

2012 (14/6, 2/0)

- ★ Appears mainly on special teams and as a reserve along the offensive line. Also plays right guard in short yardage situations when Dan Connolly shifts to fullback.
- ★ Has made six starts at left guard for the injured Logan Mankins and started one game at right guard in place of an injured Dan Connolly.
- ★ Started at left guard in place of injured Logan Mankins at Miami (12/2), at N.Y. Jets (11/22), vs. Indianapolis (11/18), at St Louis (10/28) and vs. N.Y. Jets (10/21).
- ★ Replaced Dan Connolly at right guard after he left with an injury in the win vs. Buffalo (11/11).
- ★ Started at left guard in place of an injured Logan Mankins on the line that paved the way for two 100-yard rushers and a win at Buffalo (9/30).
- ★ Made his first start of the season at right guard vs. Arizona (9/16) due to an injury to Dan Connolly.
- ★ Replaced Dan Connolly at right guard when he left with an injury an the win at Tennessee (9/9).

EXTRA POINTS

★ Donald Thomas found football while playing basketball. A former high school baseball and basketball player who had never played football at any level, Thomas arrived at the University of Connecticut looking for an identity. He often played pickup basketball at the student gymnasium and one day found himself playing with several members of the UConn football team who convinced him to join the team. After meeting with coaches, Thomas walked on to the team as a defensive lineman for the scout team in 2003. He redshirted a year before contributing on special teams. In 2007, he got his chance to play offensive guard, earning All-Big East honors before being selected in the sixth round of the 2008 draft by the Miami Dolphins. As Thomas told the Brockton Enterprise in 2011, "Things just took off. It's crazy. This is only my fifth year (of) really playing guard, while some guys have been playing O-line for 15, almost 20 years. I'm not trying to brag or anything, but that's just rare."



2011 (10/1, 0/0)

- ★ Appeared in 10 games with one start at left guard.
- ★ Played mainly on special teams, also seeing time in short yardage situations and at fullback.
- ★ Inactive at Pittsburgh (10/30), vs. the N.Y. Giants (11/6) and at the N.Y. Jets (11/13).
- ★ Active but did not play vs. San Diego (9/18).
- ★ Inactive for all three Patriots postseason games.
- ★ Made his first start in a Patriots uniform at left guard vs. Miami (12/24) after the Patriots were forced to move Logan Mankins from left guard to left tackle due to an injury to Matt Light.
- ★ Released by New England on Nov. 21, but signed back on Nov. 23.

2010 (0/0 - Detroit)

- ★ Went to training camp with Miami but was released on Sept. 4 prior to the start of the regular season.
- ★ Was signed by Detroit on Nov. 23 and was inactive for the final six games of the season.

2009 (16/12 - Miami)

- ★ Played in all 16 games with 12 starts at right guard.
- ★ Anchored an offensive line that led the way for 239 rushing yards vs. Indianapolis (9/21).
- ★ Helped the Dolphins rush for 250 yards vs. Buffalo (10/4).

2008 (1/1 - Miami)

- ★ Earned starting right guard position as a rookie out of training camp.
- ★ Started the season opener vs. the NY Jets (9/7) at right guard before leaving the game with foot injury.
- ★ Was placed on Injured Reserve on Sept. 9.
- ★ Thomas started all four preseason games at right guard.

COLLEGE

- ★ Was a four-year letterman at Connecticut (2003, 2005-07).
- ★ Started 13 games as a senior in 2007.
- ★ Named as a first-team All-Big East Conference selection.
- ★ Played in 10 games with two starts as a junior in 2006.
- ★ Began his junior season playing on special teams and at tight end before moving to offensive guard.
- ★ Originally joined the team as a walk-on, playing defensive tackle and end for the scout team in 2003.

PERSONAL

- ★ Born Donald Grant Thomas on Sept. 25, 1985 in New Haven, Conn.
- ★ Did not play football in high school.
- ★ Earned a total of eight varsity letters, including four as a center in basketball and four more as a pitcher and first baseman in baseball.
- ★ Member of the National Honor Society.
- ★ Earned a degree in political science.
- ★ Donald and his wife recently had a son, Deegan Charles Thomas.





Shane VEREEN

34

HT: 5-9 WT: 205
Born: 3/2/1989 Exp. (NFL/Patriots): 2/2
GS/GP (Playoffs): 19/1 (2/0) Acq: D2b-11 (56th)
College: California Hometown: Valencia, Calif.

*** RUNNING BACK ***

CAREER TRANSACTIONS

Shane Vereen was drafted by the New England Patriots in the second round (56th overall) of the 2011 NFL Draft.

SEASONAL REVIEWS

2012 (14/1, 2/0)


- ★ Tied a team postseason mark with three touchdowns - a 1-yard run and an 8-yard and 33-yard touchdown receptions - in the Divisional Playoff win vs. Houston (1/13). In total, Vereen caught five passes for 81 yards (16.6 avg) and rushed seven times for 41 yards (5.9 avg).
- ★ Caught two passes for a career-high 91 yards including a career-long 83-yard touchdown catch in the second quarter of the win at N.Y. Jets (11/22). Also tallied 42 yards on 10 carries (4.2 avg).
- ★ Picked up 40 yards on a career-high 11 carries (3.6 avg) and a touchdown vs. Indianapolis (11/18). Also caught one pass for 11 yards.
- ★ Rushed for 22 yards on seven carries (3.1 avg) and a touchdown at St. Louis (10/28). Also converted a third-and-long with a 17-yard catch and run in the second quarter.
- ★ Made his first career start and rushed for 49 yards on eight carries (6.1 avg) and caught one pass for 10 yards in the overtime win vs. N.Y. Jets (10/21). Gained 24 yards of offense on the first two plays of the game from scrimmage - a 10-yard reception and a 14-yard rush.
- ★ Rushed once for one yard and a touchdown vs. Denver (10/7).
- ★ Saw his first action of the season and caught his first career pass for five yards in the win at Buffalo (9/30).
- ★ Inactive due to injury for the first three games of the season.

2011 (5/0, 0/0)

- ★ Played in five games and finished with 15 carries for 57 yards (3.8 avg.) and one touchdown.
- ★ Inactive due to injury for nine regular season games and all three postseason contests.
- ★ Saw his first action on offense, rushing for 39 yards on eight carries including a four-yard touchdown in the fourth quarter that capped a 34-3 with vs. Kansas City (11/21) on Monday Night Football.

COLLEGE

- ★ Vereen started 19 of 38 games at California, carrying 556 times for 2,834 yards (5.1 avg.) and 29 touchdowns.
- ★ Added 674 yards and six scores on 74 receptions (9.1 avg.) and totaled 210 points as a member of the Golden Bears, returning 24 kickoffs for 551 yards (23.0 avg) and two punts for 10 yards (5.0 avg).
- ★ Collected 4,069 all-purpose yards on 656 plays, averaging 107.1 yards per game.
- ★ His 29 touchdown runs tie Marshawn Lynch (2004-06) and Jahvid Best (2007-09) for third on Cal's all-time list.
- ★ His 4,069 all-purpose yards rank fifth in school annals behind Deltha O'Neal (4,998; 1996-99), Russell White



EXTRA POINTS

- ★ Vereen's mother, Venita, played tennis for the UNLV Rebels, while his father, Henry, played wide receiver for the Rebels before being drafted in ninth round of the 1979 NFL Draft by Tampa Bay.
- ★ Spent the summer of 2010 as an intern with Comcast SportsNet Bay Area.

- (4,943; 1990-92), Marshawn Lynch (4,574; 2004-06) and Chuck Muncie (4,194; 1973-75).
- ★ Accumulated 1,757 all-purpose yards in 2009, ranking sixth on Cal's single-season record list.
- ★ Honors and Awards (2010): All-Pac-10 Conference second-team; member of Watch Lists for the Paul Hornung (nation's most versatile player) and Doak Walker Awards (nation's top running back).
- ★ Started all 12 games and lead the team with 231 carries for 1,167 yards (5.1 avg.) and 13 touchdowns in 2010.
- ★ Honors and Awards (2009): All-Pac-10 Conference honorable mention selection; Recipient of California's Offensive "Bear Backers" Co-MVP Award; Muscle Milk California Student-Athlete of the Week vs. UCLA, Arizona and Stanford.
- ★ Played in all 13 games in 2008 as the primary backup to starting tailback Jahvid Best, scoring 30 points.
- ★ His sophomore year, ranked second on the team with 715 yards and four touchdowns on 142 carries (5.0 avg.), and tied for second on the team with 27 receptions for 221 yards (8.2 avg.) and another score.
- ★ Redshirted as a freshman.

PERSONAL

- ★ Attended Valencia High School (Calif.).
- ★ Vereen joined California's track and field squad for the 2008-09 season and finished 17th at the Pac-10 Outdoor Championships with a 100-meter time of 10.7 seconds.
- ★ Combined for over 6,000 rushing and receiving yards with 89 touchdowns during a three-year varsity career.
- ★ One of the Southland's top sprinters, recording the fastest 100-meter dash time of any junior in Southern California during the 2006 track and field season. His best 100-meter time was 10.6 seconds and his best 200-meter time was 21.5.
- ★ Also a member of the basketball team and excelled in the classroom, holding a 4.0 grade point average.
- ★ Son of Venita Taylor-Vereen and Henry Vereen, both of whom were student-athletes at the University of Nevada-Las Vegas.
- ★ Graduated with a degree in Media Studies in just 3 and a half years.




★ ★ ★ ★ ★ SHANE VEREEN ★ ★ ★ ★ ★

Pos: RB Ht: 5-9 Wt: 205 Year: 2nd Acq: D2b-11 College: California Born: 3/2/89

REGULAR SEASON		RUSHING					RECEIVING					KICK RETURNS					PUNT RETURNS						
Year	Team	G/S	No	Yds	Avg	Lg	TD	No	Yds	Avg	Lg	TD	No	Yds	Avg	Lg	TD	No	FC	Yds	Avg	Lg	TD
2011	Patriots	5/0	15	57	3.6	19	1	0	0	0.0	0	0	0	0	0.0	0	0	0	0	0	0.0	0	0
2012	Patriots	14/1	62	251	4.0	16	3	8	149	18.6	83t	1	0	0	0.0	0	0	0	0	0.0	0	0	0
Totals - 2 Years		19/1	77	308	4.0	19	4	8	149	18.6	83t	1	0	0	0.0	0	0	0	0	0.0	0	0	0

POSTSEASON		RUSHING					RECEIVING					KICK RETURNS					PUNT RETURNS						
Year	Team	G/S	No	Yds	Avg	Lg	TD	No	Yds	Avg	Lg	TD	No	Yds	Avg	Lg	TD	No	FC	Yds	Avg	Lg	TD
2012	Patriots	2/0	11	57	5.2	22	1	7	105	15.0	33t	1	0	0	0.0	0	0	0	0	0.0	0	0	0
Totals - 1 Year		2/0	11	57	5.2	22	1	7	105	15.0	33t	1	0	0	0.0	0	0	0	0	0.0	0	0	0

Additional Statistics: Special Teams Tackles: (2); 2011 (1); 2012 (1)



Sebastian VOLLMER **76**

HT: 6-8 WT: 320
 Born: 7/10/84 Exp. (NFL/Patriots): 4/4
 GP/GS (Playoffs): 51/44 (5/5) Acq: D2d-09 (58th)
 College: Houston Hometown: Kaarst, Germany

★ ★ ★ OFFENSIVE LINE ★ ★ ★

CAREER TRANSACTIONS

Sebastian Vollmer was drafted by the New England Patriots in the second round (58th overall) of the 2009 NFL Draft.

CAREER HIGHLIGHTS

- ★ Named to the Associated Press All-Pro Second Team in 2010.
- ★ Named to the 2010 *USA Today* All-Joe Team.

SEASONAL REVIEWS

2012 (14/14, 2/2)

- ★ Starts at right tackle on the offensive line.
- ★ Returned for the win at Miami (12/2) after missing one game due to injury
- ★ Inactive due to injury at N.Y. Jets (11/22).
- ★ Started at right tackle vs. Denver (10/7) on offense that had its second straight 200-yard rushing game for the first time since 1978.
- ★ Started along an offensive line that paved the way for two 100-yard rushers and a win at Buffalo (9/30).

2011 (6/5, 1/1)

- ★ Limited to six games during the regular season, starting five at right tackle.
- ★ Made one postseason appearance, starting at right tackle in Super Bowl XLVI vs. the N.Y. Giants (2/5).
- ★ Inactive for 10 regular season and two playoff games due to injury.
- ★ Started at right tackle as part of an offensive line that paved the way for the Patriots to pick up 157 yards on the ground in a win vs. Kansas City (11/21).
- ★ Returned from injury to start at right tackle as part of an offensive line that helped Tom Brady throw for 423 yards in

EXTRA POINTS

- ★ Played soccer and was a swimmer while growing up in Germany. He began playing football at the age of 14 for the Duesseldorf club team called the Duesseldorf Panther. That led to him playing for the national team and the European All-Star team that participated in the Global Junior Championships in San Diego, Calif., where he was recruited by the University of Houston.
- ★ While at Houston, Sebastian earned the nickname "Sea Bass".

the home opener vs. San Diego (9/18).
 ★ Was inactive due to injury for the season opener at Miami (9/12).

2010 (16/16, 1/1)

- ★ Started at right tackle in all 16 games and was named to the Associated Press All-Pro Second Team as well as *USA Today's* All-Joe team.
- ★ Part of an offensive line that helped BenJarvus Green-Ellis become the 11th Patriots running back and the first since Corey Dillon in 2004 to eclipse the 1,000-yard mark with a career-high 1,008 yards in 2010.
- ★ Helped the Patriots become the first team in 2010 to record over 100 rushing yards (103) against a stingy Steelers defense at Pittsburgh (11/14) in the 39-26 win. Also helped power Tom Brady to 350 passing yards.



★ Part of an offensive line that helped contribute to the Patriots scoring the seventh most points in a season in NFL history.

2009 (14/8, 1/1)

★ Played in 14 games, starting eight, with five starts at left tackle and three starts at right tackle while missing two games due to injury.

★ Started at right tackle in the postseason game vs. Baltimore (1/10).

★ Started at left tackle in place of the injured Matt Light vs. Tennessee (10/18), at Tampa Bay (10/25), vs. Miami (11/8), at Indianapolis (11/15) and vs. the New York Jets (11/22).

★ Started at right tackle in the final three games of the season, at Buffalo (12/20), vs. Jacksonville (12/27) and at Houston (1/3).

★ Also utilized on special teams and as an eligible receiver as an extra blocker in short-yardage situations.

★ Made his first NFL start vs. Tennessee (10/18) in the Patriots 59-0 win at left tackle in place of the injured Matt Light.

COLLEGE

★ U.S. college coaches lined up to sign Vollmer after he appeared in the 2004 Global Junior Championships in San Diego, but he spoke almost no English when he signed with Houston.

★ He started his college career as a 250-pound tight end before growing into a first-team All-Conference USA left tackle as a senior.

★ ★ ★ HONORS & AWARDS ★ ★ ★

2010

Associated Press All-Pro: Second Team

USA Today All-Joe Team

★ Five years removed from moving to this country, Vollmer became one of the top linemen in Conference USA and started his last 25 games at tackle for the Cougars despite playing tight end and blocking back as a sophomore.

PERSONAL

★ Vollmer did not start playing football until he was 14 years old, but still helped his German prep school win two national championships.

★ Sebastian Georg Vollmer was born to Jutta and Werner Vollmer on July 10, 1984, in Duesseldorf, Germany.

★ Attended Quirinus Gymnasium (Germany).

★ Helped lead his prep team to a 25-0 record over his career.

★ Named to the European All-Star team and was twice a member of national championship teams.

★ Did not begin playing football until he was 14.

★ Was also recruited to play football at Western Michigan, Louisiana Tech and Indiana.

★ Earned a degree in communications and economics at Houston.



Wes WELKER

83

HT: 5-9 WT: 185
 Born: 5/1/1981 Exp. (NFL/Patriots): 9/6
 GP/GS (Playoffs): 140/81 (9/8) Acq: TR(MIA)-07
 College: Texas Tech Hometown: Oklahoma City, Okla.
PRO BOWLS.

★ ★ WIDE RECEIVER ★ ★

08 09 10 11 12

CAREER TRANSACTIONS

Wes Welker was acquired by the New England Patriots from Miami in a trade on March 5, 2007 in exchange for a second-round selection in the 2007 NFL Draft and a seventh-round selection in the 2007 NFL Draft ... Originally signed by San Diego as a rookie free agent (4/30/04) ... Waived by San Diego (9/15/04) ... Signed by Miami (9/21/04).

CAREER HIGHLIGHTS

- ★ Passed Troy Brown (557 receptions) to become the Patriots all-time leader in receptions on Sept. 16, 2012.
- ★ Welker earned five consecutive Pro Bowl honors following the 2008, 2009, 2010, 2011 and 2012 seasons.
- ★ Since joining the Patriots prior to the 2007 season, Welker leads the NFL with a total of 557 receptions through the 2011 season (112 in 2007, 111 in 2008, 123 in 2009, 86 in 2010 and 122 in 2011) and leads the NFL with 7.2 receptions per game during that span.
- ★ Welker owns the top five single-season reception totals in Patriots history, with a team-record 123 in 2009, 122 catches in 2011, 118 in 2012, 112 in 2007 and 111 in 2008.
- ★ Welker's 123 receptions in 2009 match Herman Moore (Detroit in 1995) for the second most receptions in a single season in NFL history, behind Marvin Harrison's NFL record of 143 receptions in 2002.
- ★ Extended his streak to 110 straight regular-season games with at least one reception. He has caught at least one pass in each of his 100 games with the Patriots, including seven postseason games. He has caught at least one pass in 93 consecutive regular-season games with the Patriots. The Patriots previous record for most consecutive games with at least one pass was 63 by TE Ben Coates.
- ★ Named to the 2011 Associated Press All-Pro team.
- ★ Reached 100 receptions in 2012 and became the first player in NFL history with five 100-catch seasons, passing Jerry Rice, Marvin Harrison, Brandon Marshall and Reggie Wayne (four 100-catch seasons) as the only player to achieve the feat.
- ★ Set a new Patriots record with 1,569 receiving yards in 2011, surpassing Randy Moss, who had 1,493 yards in 2007.
- ★ Reached 1,000 yards for a team record fifth time as a member of the Patriots in 2012. The five 1,000-yard seasons are the most ever by a Patriots receiver.
- ★ Finished the season with a franchise record 1,569 yards.
- ★ Led the NFL with 122 receptions in 2011, a total that is tied for the fourth-highest single-season total in NFL history. The 120-plus catch season was the second time in Welker's career he has passed the 120-reception mark (123 in 2009 and 122 in 2011), joining Cris Carter (122 in 1995 and 122 in 1994) as the only players to have 120-plus receptions twice in a career.
- ★ Reached 500 receptions as a member of the Patriots in his 70th game with the team and became the fastest player to record 500 receptions with one team, surpassing Anquan Boldin (80 games with Arizona). He is the fourth player in NFL history with at least 500 catches in a five-year span. Only Marvin Harrison (five times), Cris Carter (twice) and Pro

EXTRA POINTS

- ★ Wes has established the "83 Foundation" to provide underprivileged children in his hometown of Oklahoma City the opportunity to play football.
- ★ As part of the "83 Foundation," Wes holds football camps in Massachusetts and Oklahoma designed to help kids build character and leadership skills as well as interact with positive role models.
- ★ Texas Tech was the only Division I school to offer Wes a scholarship, and only did so after another player had backed out of his commitment, but Wes went on to become one of the best athletes in Texas Tech history, breaking receiving and returning records and earning the nickname "The Natural."
- ★ In 2004, Wes became the first player in NFL history to return a punt, return a kick, kick a field goal, kick an extra point and return a kickoff in the same game. He accomplished the feat against the Patriots.
- ★ In 2009, Welker was one of 26 players selected to the inaugural USA Football/NFLPA "All Fundamental Team."

Football Hall of Famer Jerry Rice (once) have accomplished the feat.

- ★ Currently tied with Houston's Andre Johnson for the NFL record with 18 career games with 10 or more receptions, including four alone in 2012.
- ★ Owns the NFL record with 16 games with at least 10 receptions and 100 or more yards.
- ★ Welker tied an NFL record in 2009 with seven 10-plus-reception games. Andre Johnson of Houston had seven 10-plus-reception games in 2008.
- ★ Welker (112 in 2007, 111 in 2008 and 123 in 2009) joins Marvin Harrison (4), Jerry Rice (3), Herman Moore (3) and Brandon Marshall (3) as the only players to catch 100 passes in three consecutive seasons.
- ★ Welker (1,348 in 2009, 1,175 in 2007 and 1,165 in 2008) joined teammate Randy Moss to become the first Patriots players to have three straight 1,000-yard seasons. It is only the sixth time in NFL history a team has had two players go three straight seasons with 1,000 yards.
- ★ Welker set an NFL record by catching at least six passes in each of the first 11 games of the 2008 season. The previous record for most games with at least six receptions to begin a season was eight, achieved by Jacksonville's Jimmy Smith in 2001.
- ★ Welker set an NFL record in 2007 by recording the most receptions by a player in his first season with a new team (rookie or veteran), totaling 112 catches.



★★ WELKER'S SINGLE GAME CAREER HIGHS ★★

Regular Season

Receptions:	16	at Buffalo (9/25/11)
Yards:	217	at Buffalo (9/25/11)
Long:	99t	at Miami (9/12/11)
Touchdowns:	2	Eight times, most recent at Philadelphia (11/27/11)

★★ WELKER KEEPS HIS AVERAGE UP ★★

Welker averaged 7.6 receptions per game in 2011, totaling 122 receptions in 16 games. The NFL record for highest average per game in a season is 8.9 by Marvin Harrison in 2002. Harrison in 2002 and Welker in 2009 with 8.8 are the only NFL players to average 8.0 or more receptions per game.

NFL Highest Average Per Game/Season

Player	Season	Average
Marvin Harrison (Indianapolis)	2002	8.9
Wes Welker (Patriots)	2009	8.8
Herman Moore (Detroit)	1995	7.7
Lionel Taylor (Denver)	1960	7.7
Wes Welker (Patriots)	2011	7.6
Cris Carter (Minnesota)	1994	7.6
Cris Carter (Minnesota)	1995	7.6
Jerry Rice (San Francisco)	1995	7.6

★ Welker caught 11 passes for 103 yards in Super Bowl XLII, tying the Super Bowl record for most receptions in a game. His 11 grabs equals the totals of Deion Branch (2004), Jerry Rice (1988) and Dan Ross (1981).

★ Welker joined the Patriots in 2007 after playing in 47 career games with three starts for the San Diego Chargers (one game in 2004) and Miami Dolphins (2004-06).

★ In a game against the Patriots at Gillette Stadium on Oct. 10, 2004, a pregame injury to Dolphins kicker Olindo Mare pressed Welker into service as Miami's kicker. He converted both of his kicking opportunities (a field goal and an extra point) to become the first player in NFL history to record a punt return, a kickoff return, a field goal, an extra point and a kickoff in the same game. Welker earned AFC Special Teams Player of the Week honors for his efforts.

★ After not recording a catch as a rookie, Welker emerged as a receiving threat in 2005, grabbing 29 passes for 434 yards and playing in all 16 games with one start. He once again led the Dolphins in punt returns (43 returns for 390 yards) and kickoff returns (61 returns for 1,379 yards).

SEASONAL REVIEWS

2012 (16/12, 2/2)

★ Earned his fifth consecutive Pro Bowl invitation.

★ Hauled in eight passes for 117 yards (14.6 avg) and a touchdown in the AFC championship vs. Baltimore (1/20).

★ Set a career postseason high with 131 yards on eight receptions (16.4 avg) including a 47-yard catch in the win vs. Houston (1/13).

★ Compiled his fourth double-digit reception game of the season with 10 catches for 88 yards (8.8 avg) in the win at Jacksonville and in the process setting a new NFL record for most career 10+reception games (18). Also had one rush for nine yards and returned three punts for 42 yards (14.0 avg).

★ Caught five passes for 56 yards (11.2 avg) vs. San Francisco (12/16), becoming the first player in NFL history to reach the 100-catch plateau in five separate seasons, surpassing Jerry Rice, Marvin Harrison and Brandon Marshall with four.

★★★ BIG YEAR IN 2009 ★★★

Welker led the NFL with 123 receptions in 2009, despite missing two games due to injury and part of the season finale due to an injury. He averaged 8.8 receptions in the 14 games he played. The 123 receptions are a Patriots record and match Herman Moore (Detroit in 1995) for the second most receptions in a single season in NFL history, behind Marvin Harrison's NFL record of 143 receptions in 2002. Welker's 8.8 catches per game in 2009 rank second in NFL history to the 8.9 average set by Harrison in 2002. Welker again led the league in 2011 with 122 catches, joining Cris Carter as the only other player in NFL history with two 120-catch seasons

MOST RECEPTIONS IN A SEASON

Player	Team	Year	Receptions
Marvin Harrison	Indianapolis	2002	143
Wes Welker	New England	2009	123
Herman Moore	Detroit	1995	123
Wes Welker	New England	2011	122
Cris Carter	Minnesota	1994	122
Cris Carter	Minnesota	1995	122
Jerry Rice	San Francisco	1995	122

★★★ WELKER PILES UP YARDS ★★★

Welker reached 1,000 yards for the fifth time as a member of the Patriots in the win at Miami on Dec. 2, 2012. He finished the 2012 season with 1,354 yards, the fourth-highest total in team history. The five 1,000-yard seasons are the most by a Patriots receiver.

MOST 1,000-YARD RECEIVING SEASONS IN PATRIOTS HISTORY

5 Wes Welker (2007-09, 11-12)

3 Randy Moss (2007-09)

3 Stanley Morgan 1979, 81, 86)

PATRIOTS SINGLE-SEASON RECEIVING YARD LEADERS

Player	Season	Yds	Rec.	TD
Wes Welker	2011	1569	122	9
Randy Moss	2007	1493	98	23
Stanley Morgan	1986	1491	84	10
Wes Welker	2012	1354	118	6
Wes Welker	2009	1348	123	4
Rob Gronkowski	2011	1327	90	17
Randy Moss	2009	1264	83	13
Troy Brown	2001	1199	101	5
Wes Welker	2007	1175	112	8
Ben Coates	1994	1174	96	7
Wes Welker	2008	1165	111	3

★ Caught 12 passes for 103 yards (8.6 avg) in the win at Miami (12/2). Set the NFL record for most games (16) with 10 receptions and 100 yards. Eclipsed the 1,000-yard plateau for a team record fifth time as a member of the Patriots.

★ Hauled in seven passes for 71 yards (10.1 avg) and his third touchdown of the season in the win at N.Y. Jets (11/22).

★ Caught 10 passes for 138 yards (13.8 avg) and a 46-yard touchdown, the second longest of his career, at Seattle (10/14). His fourth straight 100-yard game tied a team record (Randy Moss, 2007). Also returned four punts for 68 yards (14.5 avg).

★ Caught a season-high 13 passes for 104 yards (8.0 avg) and a touchdown vs. Denver (10/7). It was his third straight

★ ★ ★ **10-PLUS RECEPTION GAMES** ★ ★ ★

Welker is tied for first all time in NFL history with 18 10-plus reception games in his career.

MOST GAMES WITH 10+ RECEPTIONS IN NFL HISTORY

18 Wes Welker	14 Cris Carter
18 Andre Johnson	13 Tim Brown
17 Jerry Rice	12 Tony Gonzalez
16 Marvin Harrison	12 Anquan Boldin
16 Brandon Marshall	
15 Reggie Wayne	

game over 100 yards receiving and his nine catches were the most he has ever had in a first half. It was also the 15th time in his career he has caught 10 or more passes in a single game, tied for third all-time.

- ★ Caught nine passes for 129 yards (14.3 avg) for his second straight 100-yard performance at Buffalo (9/30).
- ★ Caught eight passes for a season-high 142 yards (17.8 avg) at Baltimore (9/23) including a 59-yard reception in the first quarter that set up a Patriots field goal.
- ★ Caught five passes for 95 yards (19.0 avg) vs. Arizona (9/16) and passed Troy Brown to become the all-time franchise leader receptions.
- ★ Started and caught three passes for 14 yards (4.7 avg) in the season-opening win at Tennessee (9/9). Entered Week 2 tied with former Patriots WR Troy Brown atop the franchise's all-time receptions list with 557.

2011 (16/15, 3/3)

- ★ Played all 16 games, started 15 and led the NFL in receptions (122) and finished second in receiving yards (1,569), which set a new franchise record.
- ★ Started all three playoff games and tied for the team lead in playoff receptions (19), was second in yards (168) and caught one touchdown pass. Also picked up 21 yards on two carries.
- ★ Became the second receiver in NFL history with multiple seasons with at least 120 catches. The 120-plus catch season was the second time in Welker's career he has passed the 120-reception mark (123 in 2009 and 122 in 2011), joining Cris Carter (122 in 1995 and 122 in 1994) as the only players to have 120-plus receptions twice in a career.
- ★ Reached 100 receptions for the season and became the third player in NFL history with four 100-catch seasons, joining Marvin Harrison and Jerry Rice as the only players to achieve the feat.
- ★ Named to the AFC Pro Bowl for the fourth time in his career.
- ★ Named to the Associated Press All-Pro: First Team for the second time in his career.
- ★ Gained 160 yards on eight receptions, including a 99-yard touchdown pass from Tom Brady in the fourth quarter at Miami (9/12), the longest connection in Patriots history, that also tied the NFL record for the longest play from scrimmage.
- ★ Tied the team record with 16 receptions and broke the club record for receiving yards in a game with 217 at Buffalo (9/25). Also passed Ben Coates into first place in Patriots history by hauling in a pass for the 64th straight game in a New England uniform.
- ★ Registered three 10-plus reception games in 2011, giving him 14 for his career. Caught 10 or more passes at Buffalo (9/25), vs. Indianapolis (12/4) and vs. Miami (12/24).
- ★ Surpassed 100 receiving yards in a single game a career-high eight times in 2011: at Miami (9/12), at Buffalo (9/25), at Oakland (10/02), vs. the N.Y. Jets (10/09), vs. the N.Y. Giants (11/06), at Philadelphia (11/27), vs. Indianapolis (12/4) and vs. Miami (12/24).

★ ★ ★ **HONORS & AWARDS** ★ ★ ★

2012

AFC Pro Bowl

2011

AFC Pro Bowl

Associated Press All-Pro: First Team
Pro Football Weekly/PFWA: All NFL
The Sporting News All-Pro Team

2010

AFC Pro Bowl

Ed Block Courage Award

2009

AFC Pro Bowl

Associated Press All-Pro: First Team
Pro Football Weekly/PFWA: All NFL
Sports Illustrated All-Pro Team
USA Football/NFLPA's All Fundamental Team

2008

AFC Pro Bowl

Associated Press All-Pro: Second Team
SI.com All-Pro Team
NBCSports.com All-NFL Team
Pro Football Weekly/PFWA: All-AFC Team
USA Today Patriots Team MVP
Pop Warner Inspiration to Youth Award

2007

Associated Press All-Pro: Second Team
ESPN.com All-Pro Team
Dr. Z's SI.com All-Pro Team
Patriots 12th Player Award

2004

AFC Special Teams Player of the Week (Wk. 5)

- ★ Reached 500 receptions as a member of the Patriots in his 70th game with the team and became the fastest player to record 500 receptions with one team, surpassing Anquan Boldin (80 games with Arizona). He is the fourth player in NFL history with at least 500 catches in a five-year span. Only Marvin Harrison (five times), Cris Carter (twice) and Pro Football Hall of Famer Jerry Rice (once) have accomplished the feat.
- ★ Caught seven passes for 86 yards and a touchdown at Washington (12/11). Set a personal best with his ninth TD of the season.
- ★ Started and caught seven passes for 60 yards (8.8 avg.) and rushed twice for 21 yards (10.5 avg.) vs. the N.Y. Giants (2/5) in Super Bowl XLVI.

2010 (15/11, 1/0)

- ★ Played in 15 games with 11 starts after a successful return from a knee injury suffered in the 2009 season finale.
- ★ Finished the season with a team-leading 86 catches for a team-high 848 yards (9.9 average) and seven touchdowns. Also returned five punts for 36 yards.
- ★ His 86 receptions tied for second in the AFC and sixth in the NFL. He became the first Patriots player to lead the team in receiving in four straight seasons.
- ★ Selected to his third consecutive AFC Pro Bowl.
- ★ Had two games with two touchdowns, vs. Cincinnati



(9/12) and at Detroit (11/25).

★ Had five games with eight receptions.

★ Was successful on an extra point attempt and handled a kickoff in the fourth quarter at Cleveland (11/7), filling in for the injured Stephen Gostkowski. It was the second time Welker kicked in a game in his career having kicked a 29-yard field goal, converted an extra point and handled kickoff duties while with Miami in a game against New England (10/10/04).

★ Recorded his first 100-yard game of the season with 115 receiving yards on eight receptions at Chicago (12/12).

2009 (14/13, 0/0)

★ Played in 14 games with 13 starts and finished with a career-high 123 receptions for a career-high 1,348 yards with four touchdowns.

★ Also returned 27 punts for 338 yards for a 12.5 yard average with a long return of 69 yards. His 12.5-yard average was first in the AFC and second in the NFL to DeSean Jackson (15.2).

★ Had five rushing attempts for 36 yards.

★ Named Associated Press First-Team All-Pro.

★ Earned his second Pro Bowl berth.

★ His 123 receptions were tops in the league in 2009 and stand as the second highest single-season total in NFL history. Welker accomplished the feat despite missing two complete games earlier in the year and most of the season-finale due to injury.

★ His 1,348 receiving yards finished second in the NFL to Houston's Andre Johnson (1,569) and third most in Patriots history.

★ Averaged 8.8 receptions per game, the second highest average in NFL history to the 8.9 average set by Marvin Harrison in 2002.

★ Registered his third straight season with at least 100 receptions (123) and 1,000 receiving yards (1,348) while setting a career high in receiving yards. Only four other NFL players have had three consecutive seasons of at least 100 receptions and 1,000 yards receiving: Marvin Harrison (4, 1999-02), Brandon Marshall (3, 2007-09), Herman Moore (3, 1995-97) and Jerry Rice (3, 1994-96).

★ Reached 100 receptions in his 11th game of the season to tie Marvin Harrison for the fewest individual games played to reach 100 receptions in a season in NFL history.

★ Finished with 10 receptions in a game seven times to tie the NFL record for most 10-plus reception games in a single season, matching Houston's Andre Johnson who had seven in 2008.

★ Welker and Randy Moss each hauled in 12 catches for the Patriots in the first meeting in 2009 against Buffalo, with each player tying the team's fifth-highest single-game reception total. It is the first time in team history that two players have had at least 12 catches each in the same game.

★ Joined Randy Moss to become the first Patriots to have three straight 1,000 yard seasons and are just the sixth tandem in NFL history to accomplish the feat for three straight seasons in.

★ Set a franchise record for receptions in a non-overtime game while also establishing single-game career-highs in receptions (15) and receiving yards (192) in the Patriots' 31-14 win vs. the N.Y. Jets (11/22).

★ Led the team in receptions seven times and tied for the team lead twice.

★ Had a career-high six 100-yard games in 2009 – 150 vs. Tennessee (10/18), 107 at Tampa Bay (10/25), 192 vs. N.Y. Jets (11/22), 167 at Miami (12/6), 105 vs. Carolina (12/13) and 138 vs. Jacksonville (12/27).

★ Had six or more receptions in a game in 12 of the 13 games he played, including seven games with 10 or more receptions.

★ After catching 12 passes for 93 yards in the season-

★ ★ ★ 100-YARD GAMES ★ ★ ★

REGULAR SEASON 100-YARD GAMES (28)

DATE	OPPONENT	NO.	YDS	AVG.	LG	TD
10/14/07	at Dallas	11	124	11.3	35t	2
10/21/07	at Miami	9	138	15.3	36	2
11/25/07	vs. Philadelphia	13	149	11.5	42	0
12/29/07	at N.Y. Giants	11	122	11.1	28	0
11/9/08	vs. Buffalo	9	107	11.9	27	0
11/13/08	vs. N.Y. Jets	7	108	15.4	29	0
11/23/08	at Miami	8	120	15.0	64	0
12/7/08	at Seattle	12	134	11.2	25	0
10/25/09	at Tampa Bay	10	107	10.7	16	1
12/13/09	vs. Carolina	10	105	10.5	23	0
10/18/09	vs. Tennessee	10	150	15.0	48	2
11/22/09	at Arizona	15	192	12.8	43	0
12/6/09	at Miami	10	167	16.7	58	0
12/27/09	vs. Jacksonville	13	138	10.6	29	0
12/12/10	at Chicago	8	115	14.4	24	0
9/12/11	at Miami	8	160	20.0	99t	2
9/25/11	at Buffalo	16	217	13.6	33	2
10/2/11	at Oakland	9	158	17.6	32	1
10/9/11	vs. N.Y. Jets	5	124	24.8	73	0
11/6/11	vs. N.Y. Giants	9	136	15.1	28	0
11/27/11	at Philadelphia	8	115	14.4	41t	2
12/4/11	vs. Indianapolis	11	110	10.0	18	0
12/24/11	vs. Miami	12	138	11.5	42	0
9/23/12	at Baltimore	8	142	17.8	59	0
9/30/12	at Buffalo	9	129	14.3	26	0
10/7/12	vs. Denver	13	104	8.0	15	1
12/2/12	at Miami	12	103	8.6	14	1

opener vs. Buffalo (9/14), missed the next two games at the N.Y. Jets (9/20) and vs. Atlanta (9/27) due to injury.

★ Tied a single-game career high with two touchdown receptions in the Patriots' 59-0 victory vs. Tennessee (10/18). Caught 10 passes for 150 yards against the Titans.

★ Had a 69-yard punt return in the third quarter at Indianapolis (11/15), his longest punt return as a member of the Patriots.

★ Hauled in a season-long pass of 58 yards at Miami (12/6) and caught 10 passes for 167 yards to go over the 1,000-yard receiving mark for the third straight season.

★ Tallied 13 receptions for 138 yards in the Patriots' 35-7 AFC East clinching victory vs. Jacksonville (12/27).

★ Started at wide receiver at Houston (1/3) and made one reception for 12 yards before leaving the game with a knee injury. Was placed on Injured Reserve on Jan. 6 and missed the postseason game vs. Baltimore (1/10).

2008 (16/14)

★ Finished ranked second in the NFL behind Houston's Andre Johnson with 111 catches in 2008.

★ Selected to his first career Pro Bowl in 2008.

★ Named to the Associated Press All-Pro Second Team.

★ Selected for the SI.com All-Pro Team and the NBCSports.com All-NFL Team and named Patriots Team MVP by USA Today.

★ Recorded the second highest single-season catch total in Patriots history, trailing only his 112-catch performance in 2007, and turning in just the third 100-reception season in team history.

★ Recorded 1,165 receiving yards, a total that ranks fifth on the Patriots' all-time list.

★ ★ ★ 100-RECEPTION SEASONS ★ ★ ★

Welker reached 100 receptions for the season in 2012 and become the first player in NFL history with five 100-catch seasons. Welker passes Marvin Harrison, Andre Johnson, Brandon Marshall, Jerry Rice and Reggie Wayne as the only players with four 100-reception seasons.

MOST 100-RECEPTIONS SEASON IN NFL HISTORY

Player	100-reception seasons
Wes Welker	5
Marvin Harrison	4
Andre Johnson	4
Brandon Marshall	4
Jerry Rice	4
Reggie Wayne	4
Herman Moore	3

★ Joined Randy Moss in becoming the first players in Patriots history to record back-to-back 1,000-yard receiving seasons.

★ With his nine-catch performance against Buffalo (11/9), became the first player in NFL history to have six or more receptions in each of the first nine games of a season, topping Jimmy Smith's NFL record of eight set in 2001.

★ Became just the eighth player in NFL history to notch back-to-back 100-catch seasons.

★ Led the team with 24 punt returns and 237 punt return yards.

★ Led the team in receptions (7) and receiving yards (72) at the N.Y. Jets (9/14).

★ Led the team in receptions with eight catches for 73 yards at San Francisco (10/5).

★ Had his fifth straight game to open the season with six or more receptions, grabbing nine catches for 73 yards at San Diego (10/12).

★ Hauled in his first receiving touchdown of the season while tallying 63 receiving yards vs. Denver (10/20).

★ Became just the second player in NFL history to have six or more receptions in each of the first eight games of a season, making seven catches for 37 yards at Indianapolis (11/2).

★ Set an NFL record with his ninth straight game with six or more receptions to start a season with a season-high nine-catches, 107-yard performance vs. Buffalo (11/9).

★ Tallied seven receptions for 108 yards, extending his NFL record for most consecutive games with six or more receptions to begin a season, vs. the N.Y. Jets (11/13).

★ Tallied his third straight 100-yard receiving performance with eight receptions for 120 yards while extending his NFL record-setting streak to 11 straight games with six receptions or more to start a season at Miami (11/23).

★ Registered season highs with 12 receptions for 134 receiving yards at Seattle (12/7).

★ Became just the eighth player in NFL history to notch back-to-back 100-catch seasons with his 13-yard touchdown reception at Oakland (12/14).

★ Led the team in receiving with 7 catches for 68 yards, including his second touchdown catch in as many weeks vs. Arizona (12/21).

2007 (16/13, 3/3)

★ Set the Patriots' single-season receptions record, passing Troy Brown's mark of 101 receptions in 2001 and finishing with a total of 112 receptions in 2007, nearly doubling his previous career-high total of 67 receptions for a season.

★ Became just the fourth Patriot to record a 90-plus reception season, joining Troy Brown, Ben Coates and Terry

★ ★ ★ THE LONGEST PLAY ★ ★ ★

Tom Brady connected with Wes Welker on a 99-yard touchdown in the fourth quarter of the 2011 season-opener at Miami (9/12). The 99-yard play tied the NFL record for the longest offensive play, which has been accomplished 14 times. There have been 13 pass plays and one running play for 99 yards. Listed below are the 14 99-yard plays.

(13) 99-YARD PASS PLAYS

- Frank Filchock to Andy Farkas, Wash. vs. Pitt. – Oct. 15, 1939
- George Izo to Bobby Mitchell, Wash. vs. Cle. – Sept. 15, 1963
- Karl Sweetan to Pat Studstill, Det. vs. Balt. – Oct. 16, 1966
- Sonny Jurgensen to Gerry Allen, Wash. vs. Chic. – Sept. 15, 1968
- Jim Plunkett to Cliff Branch, LA Raiders vs. Wash. – Oct. 2, 1983
- Ron Jaworski to Mike Quick, Phil. vs. Atl. – Nov. 10, 1985
- Stan Humphries to Tony Martin, SD. vs. Sea. – Sept. 18, 1994
- Brett Favre to Robert Brooks, GB vs. Chic. – Sept. 11, 1995
- Trent Green to Marc Boerigter, KC vs. SD. – Dec. 22, 2002
- Jeff Garcia to Andre Davis, Cle. vs. Cin. – Oct. 17, 2004
- Gus Ferrotte to Bernard Berrian, Minn. vs. Chi. – Nov. 30, 2008

Tom Brady to Wes Welker, NE at Mia. – Sept. 12, 2011

Eli Manning to Victor Cruz, NY Giants at NY Jets – Dec. 24, 2011

(1) 99-YARD RUN PLAY

Tony Dorsett, Dal. vs. Minn. – Jan. 3, 1983

Glenn.

★ Recorded the first 1,000-yard receiving season of his career.

★ Recipient of the 2007 Patriots 12th Player Award.

★ Named to the Associated Press All-Pro second team.

★ Established season career highs in receptions (112), receiving yards (1,175) and touchdowns (8).

★ Tied the then Patriots' single-game record for receptions in a non-overtime game with his 13 receptions against the Philadelphia Eagles (11/25).

★ Tied a single-game career high with two touch down receptions in the Patriots' victory over the Miami Dolphins (10/21).

★ Grabbed career highs in receptions with 13 and receiving yards with 149 in the Patriots' 31-28 victory over the Philadelphia Eagles on (11/25).

★ Scampered into the end zone from 11 yards out for his first touchdown in a Patriots uniform at the N.Y. Jets (9/9).

★ Tied for the team high in receptions with eight, while compiling 91 receiving yards vs. San Diego (9/16).

★ Tallied a team-high six receptions for 69 yards in the Patriots' victory vs. Buffalo (9/23). Also returned three punts for a season-high 72 vs. the Bills.

★ Started at wide receiver and made four catches while returning two kickoffs and two punts in a win vs. Cleveland (10/7).

★ Led the team and set then career highs in receptions (11) and touchdown receptions (2) while tallying his first 100-yard receiving game at Dallas (10/15).

★ Tallied a then single-game career high with 138 receiving yards and tied a single-game career best with two touchdown receptions at Miami (10/21).

★ Grabbed then single-game career highs in receptions with 13 and receiving yards with 149 in the Patriots' comeback win over Philadelphia (11/25).

★ Led the team with a nine-reception performance for 78 yards and a touchdown against Pittsburgh (12/9).

★ Moved past the 1,000-yard receiving mark for the first time in his career on a 16-yard reception while making three catches vs. the N.Y. Jets (12/16).

★ Tied the Patriots' single-season receptions record, matching Troy Brown's record of 101 receptions in a five-



catch, 49-yard performance vs. Miami (12/23).

- ★ Led the team in receptions (11) and receiving yards (122) while breaking the Patriots' single-season receptions record at the N.Y. Giants (12/29).
- ★ Led the team with nine receptions for 54 yards and a touchdown in the divisional playoff game vs. Jacksonville (1/12).
- ★ Scored his second postseason touchdown catch in as many games on a 6-yard scoring strike in the Patriots' victory vs. San Diego in the AFC Championship Game (1/20).
- ★ Tied Dan Ross, Jerry Rice and former Patriots wide receiver Deion Branch for the Super Bowl record for receptions with 11 catches for 103 yards in Super Bowl XLII (2/3).

2006 (16/2 – Miami)

- ★ Led the Dolphins with a then career-high 67 receptions and placed second on the team with a then career-best 687 receiving yards while also leading the team in kickoff returns and punt returns.
- ★ Had 41 punt returns for 378 yards, an average of 9.2 yards per return, including a long return of 47 yards, and 48 kickoff returns for 1,064 yards, an average of 22.2 yards per return.
- ★ Ranked eighth in the AFC in punt returns.
- ★ Had five catches for 41 yards vs. Buffalo (9/17) and recorded his 124th career kickoff return, breaking the Dolphins team record of 123 kickoff returns, previously held by Fulton Walker.
- ★ Tallied four catches for 55 yards vs. Houston (10/1) and added two kickoff returns for 53 yards, breaking the team record of 2,947 kickoff return yards, previously held by Mercury Morris.
- ★ Led Miami in receptions with a then career-high nine catches for 77 yards at New England (10/8).
- ★ Had two catches for 14 yards, including his first career touchdown catch at Chicago (11/5).

2005 (16/1 – Miami)

- ★ Saw action in all 16 games, including one start, making 29 catches for 434 yards.
- ★ His reception total ranked fifth on the team while yardage figure was fourth.
- ★ Also returned 43 punts for a 9.1-yard average and 61 kickoffs for a 22.6-yard average.
- ★ Punt return average was sixth in the AFC and 11th in the NFL.
- ★ Of his 29 catches on the year, 12 came on third down while two more occurred on fourth down.
- ★ Of his 29 catches, 20 were good for a first down.
- ★ Finished with a season-high four receptions and 60 yards vs. Denver (9/11).
- ★ Had three receptions for a then career-high 97 yards at Tampa Bay (10/16), including a long of 41.
- ★ Returned a season-high seven kickoffs, tying a Dolphins' single-game record, for 162 yards vs. Kansas City (10/21).
- ★ Recorded the first start of his NFL career vs. Oakland (11/27) and caught one pass for 16 yards and also fielded five kickoffs for a 28.2-yard average, including a long of 41 yards.

2004 (1/0 – San Diego)

- ★ Went to training camp with San Diego and was waived by the Chargers (9/15) early in the season.
- ★ In his only game with the Chargers, returned four kickoffs for 102 yards at Houston (9/12).

2004 (14/0 – Miami)

- ★ Signed with Miami as a free agent (9/21).
- ★ Played in a total of 15 games as a rookie.
- ★ For the season, returned 61 kickoffs for a 23.2-yard average, including a 95-yard kickoff return for a touchdown.
- ★ Fielded 43 punts for a 10.8-yard average.
- ★ His punt return average (10.8) ranked second in the AFC, trailing only Cleveland's Dennis Northcutt (12.0).
- ★ Made his Dolphins debut vs. Pittsburgh (9/26) and returned three kickoffs for a 22.0-yard average along with two punts for 20 yards.
- ★ Was pressed into service as an emergency kicker when Orlando Mare injured his calf in pre-game warm ups at New England (10/10) and was named AFC Special Teams Player of the Week for his efforts
- ★ Converted his only field goal attempt – from 29 yards – and his only PAT against the Patriots while also handling kickoff duties.
- ★ Became the first player in NFL history to have a kickoff return, a punt return, a field goal, a successful PAT and kickoff in the same game.
- ★ Fielded two punts for a 43.5-yard average, including a season-long return of 71 yards, on Monday Night Football vs. New England (12/20).
- ★ Returned a kickoff 95 yards for a touchdown vs. Baltimore (1/2), becoming the first Dolphin to achieve the feat since Oct. 1, 1989.

COLLEGE

- ★ Welker was a four-year letterman at Texas Tech (2000-03) and appeared in a total of 50 games.
- ★ Finished his career with 259 receptions for 3,069 yards and 21 touchdowns, 559 yards rushing and a touchdown on 79 attempts and 152 punts returns for 1,761 yards, an 11.6-yard average, and eight touchdowns.
- ★ Left school as the NCAA career record-holder for punt return yards (1,761), as well as the single-season holder for returns (57 in 2002).
- ★ Finished as the NCAA all-time leader for punt return touchdowns (8). The record was later tied by Oklahoma's Antonio Perkins in 2004.
- ★ His reception and receiving yardage totals are both school career records.
- ★ Was a three-time All-Big 12 Conference first-team choice (2000, 2002-03).

PERSONAL

- ★ Wesley Welker was born the son of Leland and Shelley Welker on May 1, 1981 in Oklahoma City, Okla.
- ★ Attended Heritage Hall High School in Oklahoma City, where he played both running back and defensive back.
- ★ Was named the Oklahoma Player of the Year as a senior by numerous media outlets.
- ★ In his career, rushed for 3,235 yards and 53 touchdowns on 495 attempts, while catching 174 passes for 2,551 yards and 27 scores.
- ★ Scored a total of 90 touchdowns in his prep career.
- ★ For his extensive work in the community, Wes was named the winner of the Dolphins' 2005 Nat Moore Community Service Award.
- ★ Established the "83 Foundation" to provide underprivileged children in his hometown of Oklahoma City the opportunity to play football.
- ★ Graduated from Texas Tech with a degree in management.
- ★ Married to wife, Anna.

★ ★ ★ ★ ★ **WES WELKER** ★ ★ ★ ★ ★

Pos: WR Ht: 5-9 Wt: 185 lbs Year: 9th Acq: TR(MIA)-07 College: Texas Tech Born: 5/1/81

REGULAR SEASON		RECEIVING					RUSHING					KICK RETURNS					PUNT RETURNS						
Year	Team	G/S	No	Yds	Avg	Lg	TD	No	Yds	Avg	Lg	TD	No	Yds	Avg	Lg	TD	No	FC	Yds	Avg	Lg	TD
2004	Chargers	1/0	0	0	-	-	0	0	0	-	-	0	4	102	25.5	33	0	0	0	0	0.0	0	0
2004	Dolphins	14/0	0	0	-	-	0	0	0	-	-	0	57	1313	23.0	95t	1	43	12	464	10.8	71	0
2005	Dolphins	16/1	29	434	15.0	47	0	1	5	5.0	5	0	61	1379	22.6	46	0	43	23	390	9.1	47	0
2006	Dolphins	16/2	67	687	10.3	38	1	0	0	-	-	0	48	1064	22.2	46	0	41	29	378	9.2	47	0
2007	Patriots	16/13	112	1175	10.5	42	8	4	34	8.5	27	0	7	176	25.1	33	0	25	7	249	10.0	35	0
2008	Patriots	16/14	111	1165	10.5	64	3	3	26	8.7	19	0	1	26	26.0	26	0	24	6	237	9.9	44	0
2009	Patriots	14/13	123	1348	11.0	58	4	5	36	7.2	11	0	2	45	22.5	27	0	27	16	338	12.5	69	0
2010	Patriots	15/11	86	848	9.9	35	7	0	0	0.0	0	0	0	0	0.0	0	0	7	7	36	5.1	22	0
2011	Patriots	16/15	122	1569	12.9	99t	9	4	30	7.5	19	0	0	0	0.0	0	0	8	6	82	10.3	25	0
2012	Patriots	16/12	118	1354	11.5	59	6	2	20	10.0	11	0	0	0	0.0	0	0	24	7	243	10.1	31	0
Totals - 9 Years		140/81	768	8,580	11.2	99t	38	19	151	7.9	27	0	180	4,105	22.8	95t	1	240	113	2,417	10.1	71	0

Additional Statistics: Kicking: Career Field Goals (1-of-1, 29 yards, 10/10/04); Career Extra Points (1-of-1, 10/10/04, 1-of-1, 11/7/10); Career Kickoffs (3, 10/10/04; 1, 11/7/10). Special Teams Tackles: Career (7); 2004 (7). Special Teams Fumble Recoveries: Career (3); 2004 (2); 2006 (1).

POSTSEASON		RECEIVING					RUSHING					KICK RETURNS					PUNT RETURNS						
Year	Team	G/S	No	Yds	Avg	Lg	TD	No	Yds	Avg	Lg	TD	No	Yds	Avg	Lg	TD	No	FC	Yds	Avg	Lg	TD
2007	Patriots	3/3	27	213	7.9	19	2	1	13	13.0	13	0	0	0	0.0	0	0	2	2	29	14.5	15	0
2009	Patriots	0/0	Injured reserve																				
2010	Patriots	1/0	7	57	8.1	13	0	0	0	0.0	0	0	0	0	0.0	0	0	0	1	0	0.0	0	0
2011	Patriots	3/3	19	168	8.6	19	1	2	21	10.5	11	0	0	0	0.0	0	0	1	2	0	0.0	0	0
2012	Patriots	2/2	16	248	15.5	47	1	0	0	0.0	0	0	0	0	0.0	0	0	1	1	0	0.0	0	0
Totals - 5 Years		9/8	69	686	9.9	47	4	3	34	11.3	13	0	0	0	0.0	0	0	4	6	29	15.5	15	0

★ ★ ★ ★ ★ **WELKER'S CAREER GAME-BY-GAME** ★ ★ ★ ★ ★

2004	Opponent	P/S	Receiving					Rushing					Kick Returns					Punt Returns						
			No	Yds	Avg	Lg	TD	No	Yds	Avg	Lg	TD	No	Yds	Avg	Lg	TD	No	FC	Yds	Avg	Lg	TD	
09/12	at Houston	p	-	-	-	-	-	-	-	-	-	-	4	102	25.5	33	0	-	-	-	-	-	-	-
09/26	Pittsburgh	p	-	-	-	-	-	-	-	-	-	-	3	66	22.0	26	0	2	0	20	10.0	10	0	
10/03	N.Y. Jets	p	-	-	-	-	-	-	-	-	-	-	4	90	22.5	35	0	1	1	8	8.0	8	0	
10/10	at New England	p	-	-	-	-	-	-	-	-	-	-	5	101	20.2	27	0	5	0	41	8.2	21	0	
10/17	at Buffalo	p	-	-	-	-	-	-	-	-	-	-	4	80	20.0	22	0	1	0	5	5.0	5	0	
10/24	St. Louis	p	-	-	-	-	-	-	-	-	-	-	3	40	13.3	16	0	4	0	31	7.8	20	0	
11/01	at N.Y. Jets	p	-	-	-	-	-	-	-	-	-	-	6	117	19.5	27	0	2	2	9	4.5	6	0	
11/07	Arizona	p	-	-	-	-	-	-	-	-	-	-	2	45	22.5	25	0	4	0	33	8.3	20	0	
11/21	at Seattle	p	-	-	-	-	-	-	-	-	-	-	4	91	22.8	32	0	3	2	33	11.0	23	0	
11/28	at San Francisco	p	-	-	-	-	-	-	-	-	-	-	2	31	15.5	22	0	5	2	72	14.4	35	0	
12/05	Buffalo	p	-	-	-	-	-	-	-	-	-	-	6	158	26.3	34	0	6	0	51	8.5	13	0	
12/12	at Denver	p	-	-	-	-	-	-	-	-	-	-	4	97	24.3	27	0	2	1	9	4.5	7	0	
12/20	New England	p	-	-	-	-	-	-	-	-	-	-	5	139	27.8	31	0	2	2	87	43.5	71	0	
12/26	Cleveland	p	-	-	-	-	-	-	-	-	-	-	2	48	24.0	26	0	3	0	37	12.3	17	0	
01/02	at Baltimore	p	-	-	-	-	-	-	-	-	-	-	7	210	30.0	95t	1	3	2	28	9.3	16	0	
2004 Totals		15/0	0	0	0	0	0	0	0	0	0	0	61	1415	23.2	95t	1	43	12	464	10.8	710	0	
2005	Opponent	P/S	Receiving					Rushing					Kick Returns					Punt Returns						
			No	Yds	Avg	Lg	TD	No	Yds	Avg	Lg	TD	No	Yds	Avg	Lg	TD	No	FC	Yds	Avg	Lg	TD	
09/11	Denver	p	4	60	15.0	26	0	-	-	-	-	-	2	51	25.5	28	0	4	0	64	16.0	20	0	
09/18	at N.Y. Jets	p	2	21	10.5	15	0	-	-	-	-	-	4	73	18.3	22	0	5	2	26	5.2	23	0	
09/25	Carolina	p	-	-	-	-	-	1	5	5.0	5	0	4	80	20.0	27	0	1	2	4	4.0	4	0	
10/09	at Buffalo	p	2	24	12.0	16	0	-	-	-	-	-	4	93	23.3	27	0	5	1	33	6.6	15	0	
10/16	at Tampa Bay	p	3	97	32.3	41	0	-	-	-	-	-	6	130	21.7	27	0	4	2	70	17.5	38	0	
10/21	Kansas City	p	2	41	20.5	34	0	-	-	-	-	-	7	162	23.1	26	0	2	2	55	27.5	47	0	
10/30	at New Orleans	p	3	17	5.7	8	0	-	-	-	-	-	4	67	16.8	23	0	1	2	11	11.0	11	0	
11/06	Atlanta	p	1	6	6.0	6	0	-	-	-	-	-	3	56	18.7	22	0	1	0	0	0.0	0	0	
11/13	New England	p	2	61	30.5	47	0	-	-	-	-	-	4	112	28.0	46	0	3	2	13	4.3	7	0	
11/20	at Cleveland	p	2	12	6.0	7	0	-	-	-	-	-	4	79	19.8	28	0	2	0	23	11.5	13	0	
11/27	at Oakland	S	1	16	16.0	16	0	-	-	-	-	-	5	141	28.2	41	0	0	2	0	-	-	0	
12/04	Buffalo	p	4	40	10.0	17	0	-	-	-	-	-	4	74	18.5	23	0	5	1	14	2.8	10	0	
12/11	at San Diego	p	-	-	-	-	-	-	-	-	-	-	3	90	30.0	43	0	0	3	0	-	-	0	
12/18	N.Y. Jets	p	1	19	19.0	19	0	-	-	-	-	-	4	105	26.3	43	0	3	0	31	10.3	18	0	
12/24	Tennessee	p	-	-	-	-	-	-	-	-	-	-	-	-	-	-	-	5	2	28	5.6	14	0	
01/01	at New England	p	2	20	10.0	11	0	-	-	-	-	-	3	66	22.0	23	0	2	2	18	9.0	10	0	
2005 Totals		16/1	29	434	15.0	47	0	1	5	5.0	5	0	61	1379	22.6	46	0	43	23	390	9.1	47	0	

Players

★ ★ ★ ★ WELKER'S CAREER GAME-BY-GAME (CONT.) ★ ★ ★ ★ ★

	Opponent	P/S	Receiving				Rushing				Kick Returns				Punt Returns									
			No	Yds	Avg	Lg	TD	No	Yds	Avg	Lg	TD	No	Yds	Avg	Lg	TD	No	FC	Yds	Avg	Lg	TD	
09/07	at Pittsburgh	p	4	67	16.8	31	0	-	-	-	-	3	74	24.7	30	0	3	1	79	26.3	47	0		
09/17	Buffalo	p	5	41	8.2	20	0	-	-	-	-	4	101	25.3	39	0	1	1	7	7	7	0		
09/24	Tennessee	p	5	59	11.8	19	0	-	-	-	-	2	42	21	23	0	2	2	2	1	10	0		
10/01	at Houston	p	4	55	13.8	29	0	-	-	-	-	2	53	26.5	28	0	1	2	11	11	11	0		
10/08	at New England	p	9	77	8.6	25	0	-	-	-	-	4	103	25.8	28	0	2	3	18	9	12	0		
10/15	at N.Y. Jets	p	6	56	9.3	25	0	-	-	-	-	5	69	13.8	16	0	4	1	31	7.8	12	0		
10/22	Green Bay	p	6	38	6.3	11	0	-	-	-	-	4	77	19.3	33	0	3	1	23	7.7	9	0		
11/05	at Chicago	p	2	14	7.0	8	1	-	-	-	-	4	70	17.5	22	0	2	1	13	6.5	10	0		
11/12	Kansas City	p	3	46	15.3	30	0	-	-	-	-	3	67	22.3	24	0	4	2	56	14	17	0		
11/19	Minnesota	S	4	59	14.8	36	0	-	-	-	-	2	46	23	33	0	2	3	20	10	11	0		
11/23	at Detroit	p	5	42	8.4	14	0	-	-	-	-	3	85	28.3	45	0	5	0	30	6	9	0		
12/03	Jacksonville	p	5	44	8.8	13	0	-	-	-	-	2	26	13	26	0	1	1	2	2	2	0		
12/10	New England	p	1	-1	-1.0	-1	0	-	-	-	-	-	-	-	-	-	4	3	36	9	14	0		
12/17	at Buffalo	p	4	56	14.0	38	0	-	-	-	-	3	61	20.3	32	0	2	3	11	5.5	12	0		
12/25	N.Y. Jets	S	1	11	11.0	11	0	-	-	-	-	4	83	20.8	27	0	3	3	31	10.3	16	0		
12/31	at Indianapolis	p	3	23	7.7	11	0	-	-	-	-	3	107	35.7	46	0	2	2	8	4	8	0		
2006 Totals			16/0	67	687	10.3	38	1	0	0	0.0	0	0	48	1064	22.2	46	0	41	29	378	9.2	47	0
	Opponent	P/S	Receiving				Rushing				Kick Returns				Punt Returns									
09/09	at N.Y. Jets	p	6	61	10.2	13	1	-	-	-	-	-	-	-	-	-	2	0	6	3.0	6	0		
09/16	San Diego	S	8	91	11.4	34	0	1	6	6.0	6	0	-	-	-	-	2	0	13	6.5	13	0		
09/23	Buffalo	p	6	69	11.5	26	0	-	-	-	-	-	-	-	-	-	3	0	72	24.0	29	0		
10/01	at Cincinnati	S	3	22	7.3	11	0	1	27	27.0	27	0	-	-	-	-	2	0	16	8.0	9	0		
10/07	Cleveland	S	4	19	4.8	7	0	-	-	-	-	-	-	-	-	-	2	0	19	9.5	12	0		
10/14	at Dallas	S	11	124	11.3	35t	2	-	-	-	-	-	-	-	-	-	3	1	37	12.3	18	0		
10/21	at Miami	S	9	138	15.3	36	2	-	-	-	-	-	-	-	-	-	3	0	9	3.0	8	0		
10/28	Washington	S	9	89	9.9	19	1	-	-	-	-	-	-	-	-	-	0	1	0	0.0	0	0		
11/04	at Indianapolis	S	5	38	7.6	12	1	-	-	-	-	-	-	-	-	-	3	0	60	20.0	35	0		
11/18	at Buffalo	S	7	78	11.1	24	0	1	3	3.0	3	0	-	-	-	-	1	1	4	4.0	4	0		
11/25	Philadelphia	S	13	149	11.5	42	0	-	-	-	-	-	-	-	-	-	-	-	-	-	-	-		
12/03	at Baltimore	S	3	18	6.0	7	0	-	-	-	-	-	-	-	-	-	1	1	1	1.0	1	0		
12/09	Pittsburgh	S	9	78	8.7	22	1	-	-	-	-	-	-	-	-	-	1	0	2	2.0	2	0		
12/16	N.Y. Jets	S	3	30	10.0	16	0	1	-2	-2.0	-2	0	-	-	-	-	0	1	0	0.0	0	0		
12/23	Miami	S	5	49	9.8	20	0	-	-	-	-	-	-	-	-	-	0	1	0	0.0	0	0		
12/29	at N.Y. Giants	p	11	122	11.1	28	0	-	-	-	-	-	-	-	-	-	1	19	19.0	19	0	0		
2007 Totals			16/13	112	1175	10.5	42	4	34	8.5	27	0	7	176	25.1	33	0	25	6	249	10.0	35	0	
01/12	Jacksonville	S	9	54	6.0	9	1	1	13	13.0	13	0	-	-	-	-	1	0	14	14.0	14	0		
01/20	San Diego	S	7	56	8.0	12	1	-	-	-	-	-	-	-	-	-	0	1	0	0.0	0	0		
02/03	N.Y. Giants	S	11	103	9.4	19	0	-	-	-	-	-	-	-	-	-	1	1	15	15.0	15	0		
2007 Postseason			3/3	27	213	7.9	19	2	1	13	13.0	13	0	0	0	0	0	2	2	29	14.5	15	0	
	Opponent	P/S	Receiving				Rushing				Kick Returns				Punt Returns									
09/07	Kansas City	S	6	51	8.5	13	0	-	-	-	-	-	-	-	-	-	-	-	-	-	-	-		
09/14	at N.Y. Jets	S	7	72	10.3	26	0	-	-	-	-	-	-	-	-	-	-	-	-	-	-	-		
09/21	Miami	S	6	55	9.2	21	0	1	19	19.0	19	0	-	-	-	-	-	-	-	-	-	-		
10/05	at San Francisco	S	8	73	9.1	20	0	-	-	-	-	-	-	-	-	-	-	-	-	-	-	-		
10/12	at San Diego	S	9	73	8.1	15	0	-	-	-	-	-	-	-	-	-	-	-	-	-	-	-		
10/20	Denver	S	6	63	10.5	27	1	-	-	-	-	-	-	-	-	-	3	0	63	21.0	44	0		
10/26	St. Louis	S	7	79	11.3	20	0	-	-	-	-	-	-	-	-	-	1	26	26.0	26	0	0		
11/02	at Indianapolis	S	7	37	5.3	10	0	-	-	-	-	-	-	-	-	-	2	0	24	12.0	15	0		
11/09	Buffalo	S	9	107	11.8	27	0	2	7	3.5	7	0	-	-	-	-	1	0	10	10.0	10	0		
11/13	N.Y. Jets	S	7	108	15.4	29	0	-	-	-	-	-	-	-	-	-	3	1	14	4.7	10	0		
11/23	at Miami	S	8	120	15.0	64	0	-	-	-	-	-	-	-	-	-	2	1	20	10.0	12	0		
11/30	Pittsburgh	S	4	30	7.5	12	0	-	-	-	-	-	-	-	-	-	2	1	0	0.0	1	0		
12/07	at Seattle	S	12	134	11.2	25	0	-	-	-	-	-	-	-	-	-	3	1	20	6.7	10	0		
12/14	at Oakland	S	6	69	11.5	30	1	-	-	-	-	-	-	-	-	-	-	-	-	-	-	-		
12/21	Arizona	p	7	68	9.7	20	1	-	-	-	-	-	-	-	-	-	5	1	56	11.2	28	0		
12/28	at Buffalo	p	2	26	13.0	14	0	-	-	-	-	-	-	-	-	-	-	-	-	-	-	-		
2008 Totals			16/14	111	1165	10.5	64	3	3	26	8.7	19	0	1	26	26.0	26	0	24	6	237	9.9	44	0

Players



★ ★ ★ ★ WELKER'S CAREER GAME-BY-GAME (CONT.) ★ ★ ★ ★ ★

2009	Opponent	P/S	Receiving				Rushing				Kick Returns				Punt Returns									
			No	Yds	Avg	Lg	TD	No	Yds	Avg	Lg	TD	No	Yds	Avg	Lg	TD	No	FC	Yds	Avg	Lg	TD	
09/14	Buffalo	p	12	93	7.8	14	0	-	-	-	-	-	-	-	-	-	-	2	0	21	10.5	11	0	
09/20	at N.Y. Jets				Inactive																			
09/27	Atlanta				Inactive																			
10/04	Baltimore	S	6	48	8.0	15	0	-	-	-	-	-	-	-	-	-	-	-	-	-	-	-	-	
10/11	at Denver	S	8	86	10.8	17	1	-	-	-	-	-	-	-	-	-	-	-	-	-	-	-	-	
10/18	Tennessee	S	10	150	15.0	48	2	-	-	-	-	-	-	-	-	-	-	1	0	0	0.0	0	0	
10/25	at Tampa Bay	S	10	107	10.7	16	1	1	6	6.0	6	0	-	-	-	-	-	4	5	53	13.3	24	0	
11/08	Miami	S	9	84	9.3	14	0	-	-	-	-	-	-	-	-	-	-	1	3	5	5.0	5	0	
11/15	at Indianapolis	S	9	94	10.4	15	0	-	-	-	-	-	-	-	-	-	-	5	1	117	23.4	69	0	
11/22	N.Y. Jets	S	15	192	12.8	43	0	1	11	11.0	11	0	-	-	-	-	-	2	2	-1	-0.5	0	0	
11/30	at New Orleans	S	6	32	5.3	10	0	2	14	7.0	11	0	-	-	-	-	-	1	2	41	41.0	41	0	
12/06	at Miami	S	10	167	16.7	58	0	-	-	-	-	-	1	27	27.0	27	0	3	1	29	9.7	12	0	
12/13	Carolina	S	10	105	10.5	23	0	-	-	-	-	-	-	-	-	-	-	5	1	47	9.4	17	0	
12/20	at Buffalo	S	4	40	10.0	14	0	1	5	5.0	5	0	1	18	18.0	18	0	2	1	17	8.5	11	0	
12/27	Jacksonville	S	13	138	10.6	29	0	-	-	-	-	-	-	-	-	-	-	1	0	9	9.0	9	0	
01/03	at Houston	S	1	12	12.0	12	0	-	-	-	-	-	-	-	-	-	-	-	-	-	-	-	-	
2009 Totals			14/13	123	1348	11.0	58	4	5	36	7.2	11	0	2	45	22.5	27	0	27	16	338	12.5	69	0
2010	Opponent	P/S	Receiving				Rushing				Kick Returns				Punt Returns									
			No	Yds	Avg	Lg	TD	No	Yds	Avg	Lg	TD	No	Yds	Avg	Lg	TD	No	FC	Yds	Avg	Lg	TD	
09/12	Cincinnati	S	8	64	8.0	12	2	-	-	-	-	-	-	-	-	-	-	0	0	0	0.0	0	0	
09/19	at N.Y. Jets	S	6	38	6.3	11	1	-	-	-	-	-	-	-	-	-	-	0	0	0	0.0	0	0	
09/26	Buffalo	S	4	45	11.3	27	0	-	-	-	-	-	-	-	-	-	-	0	0	0	0.0	0	0	
10/04	at Miami	p	8	70	8.8	17	0	-	-	-	-	-	-	-	-	-	-	1	0	0	0.0	0	0	
10/17	Baltimore	S	7	53	7.6	21	0	-	-	-	-	-	-	-	-	-	-	3	2	27	9.0	22	0	
10/24	at San Diego	S	4	25	6.3	12	0	-	-	-	-	-	-	-	-	-	-	0	0	0	0.0	0	0	
10/31	Minnesota	S	3	24	8.0	12	0	-	-	-	-	-	-	-	-	-	-	0	2	0	0.0	0	0	
11/07	at Cleveland	S	4	36	9.0	11	0	-	-	-	-	-	-	-	-	-	-	0	2	0	0.0	0	0	
11/14	at Pittsburgh	p	8	89	11.1	26	0	-	-	-	-	-	-	-	-	-	-	0	0	0	0.0	0	0	
11/21	Indianapolis	S	5	58	11.6	22	1	-	-	-	-	-	-	-	-	-	-	1	0	9	9.0	9	0	
11/25	at Detroit	p	8	90	11.3	19	2	-	-	-	-	-	-	-	-	-	-	0	0	0	0.0	0	0	
12/06	N.Y. Jets	S	7	80	11.4	18	1	-	-	-	-	-	-	-	-	-	-	0	0	0	0.0	0	0	
12/12	at Chicago	S	8	115	14.4	24	0	-	-	-	-	-	-	-	-	-	-	0	0	0	0.0	0	0	
12/19	Green Bay	S	3	42	14.0	35	0	-	-	-	-	-	-	-	-	-	-	0	1	0	0.0	0	0	
12/26	at Buffalo	p	3	19	6.3	9	0	-	-	-	-	-	-	-	-	-	-	0	0	0	0.0	0	0	
01/02	Miami				Inactive																			
2010 Totals			15/11	86	848	9.9	35	7	0	0	0.0	0	0	0	0	0	0	0	5	7	36	7.2	22	0
01/16	N.Y. Jets	p	7	57	8.1	13	0	0	0	0.0	0	0	0	0	0	0	0	208	100	2092	10.1	71	0	
2010 Postseason			1/0	7	57	8.1	13	0	0	0	0.0	0	0	0	0	0	0	0	0	1	0	0.0	0	0
2011	Opponent	P/S	Receiving				Rushing				Kick Returns				Punt Returns									
			No	Yds	Avg	Lg	TD	No	Yds	Avg	Lg	TD	No	Yds	Avg	Lg	TD	No	FC	Yds	Avg	Lg	TD	
09/12	at Miami	S	8	160	20.0	99	2	-	-	-	-	-	-	-	-	-	-	0	0	0	0.0	0	0	
09/18	San Diego	S	7	81	11.6	17	0	-	-	-	-	-	-	-	-	-	-	0	0	0	0.0	0	0	
09/25	at Buffalo	S	16	217	13.6	33	2	1	19	19.0	19	0	-	-	-	-	-	0	0	0	0.0	0	0	
10/02	at Oakland	S	9	158	17.6	32	1	-	-	-	-	-	-	-	-	-	-	0	0	0	0.0	0	0	
10/09	N.Y. Jets	S	5	124	24.8	73	0	-	-	-	-	-	-	-	-	-	-	4	1	54	13.5	25	0	
10/16	Dallas	p	6	45	7.5	13	1	-	-	-	-	-	-	-	-	-	-	3	0	27	9.0	12	0	
10/30	at Pittsburgh	S	6	39	6.5	10	0	-	-	-	-	-	-	-	-	-	-	1	0	1	1.0	1	0	
11/06	N.Y. Giants	S	9	136	15.1	28	0	1	13	13.0	13	0	-	-	-	-	-	0	0	0	0.0	0	0	
11/13	at N.Y. Jets	S	6	46	7.7	14	0	-	-	-	-	-	-	-	-	-	-	0	0	0	0.0	0	0	
11/21	Kansas City	S	2	22	11.0	16	0	-	-	-	-	-	-	-	-	-	-	0	2	0	0.0	0	0	
11/27	at Philadelphia	S	8	115	14.4	41	2	1	-9	-9.0	-9	0	-	-	-	-	-	0	1	0	0.0	0	0	
12/04	Indianapolis	S	11	110	10.0	18	0	-	-	-	-	-	-	-	-	-	-	0	1	0	0.0	0	0	
12/11	at Washington	S	7	86	12.3	24	1	-	-	-	-	-	-	-	-	-	-	0	0	0	0.0	0	0	
12/18	at Denver	S	4	41	10.3	19	0	-	-	-	-	-	-	-	-	-	-	0	0	0	0.0	0	0	
12/24	Miami	S	12	138	11.5	42	0	1	7	7.0	7	0	-	-	-	-	-	0	1	0	0.0	0	0	
01/01	Buffalo	S	6	51	8.5	15	0	-	-	-	-	-	-	-	-	-	-	0	0	0	0.0	0	0	
2011 Totals			16/15	122	1569	12.9	99	9	4	30	7.5	19	0	0	0	0	0	0	8	6	82	10.3	25	0
01/14	Denver	S	6	55	9.2	17	1	-	-	-	-	-	-	-	-	-	-	0	1	0	0.0	0	0	
01/22	Baltimore	S	6	53	8.8	14	0	-	-	-	-	-	-	-	-	-	-	1	0	0	0.0	0	0	
02/05	N.Y. Giants	S	7	60	8.6	19	0	2	21	10.5	11	0	-	-	-	-	-	0	1	0	0.0	0	0	
2011 Postseason			3/3	19	168	8.8	17	1	2	21	10.5	11	0	0	0	0	0	0	1	2	0	0.0	0	0

Players



Ryan
WENDELL



62

HT: 6-2 WT: 300

Born: 3/4/1986 Exp. (NFL/Patriots): 4/4
GP/GS (Playoffs): 47/21 (7/2) Acq: FA-09

College: Fresno State Hometown: Diamond Bar, Calif.

★ ★ ★ OFFENSIVE LINE ★ ★ ★

CAREER TRANSACTIONS

Ryan Wendell was signed by the New England Patriots to the 53-man roster from the practice squad on Dec. 31, 2009 ... Originally signed by New England as a rookie free agent (5/2/08) ... Released by New England (8/26/08) ... Signed by New England to the practice squad (9/24/08) ... Released by New England (9/22/09) ... Signed by New England to the practice squad (9/24/09).

SEASONAL REVIEWS

2012 (16/16, 2/2)

- ★ Starts on the offensive line at center.
- ★ Led all NFL players in playing time in 2012 by starting all 16 games and playing 1,379 total snaps (1,231 offense, 148 special teams).
- ★ Started at center vs. Denver (10/7) on offense that had its second straight 200-yard rushing game for the first time since 1978.
- ★ Started along an offensive line that paved the way for two 100-yard rushers and a win at Buffalo (9/30).

2011 (14/3, 3/0)

- ★ Saw action in 14 regular season games, starting three - two at center and one at left guard.
- ★ Played in a reserve role in all three playoff games including Super Bowl XLVI vs. the N.Y. Giants (2/5).
- ★ Made his first career start at left guard in the Patriots win vs. Buffalo (1/1) in place of an injured Logan Mankins.
- ★ Inserted into the starting lineup at left guard vs. Miami (12/24) after Matt Light went down with an injury and Logan Mankins shifted to left tackle.
- ★ Started his first game of the season and first ever at center, in place of the injured Dan Connolly at Philadelphia (11/27).

2010 (15/2, 1/0)

- ★ Played in 15 games with two starts and was inactive for one game.
- ★ Made his first two starts of his career in the final two games of the season at Buffalo (12/26) and vs. Miami (1/2) at right guard in place of an injured Dan Connolly.
- ★ Saw time on the offensive line, filling in for Dan Connolly when he moved to fullback in goal-line situations and on special teams throughout the season.
- ★ Replaced Stephen Neal at right guard during the Cincinnati game for a few plays, marking his first NFL action on the offensive line (9/12).



EXTRA POINTS

- ★ Had his jersey retired at Diamond Bar High School and was elected to the school's hall of fame.
- ★ An excellent student, who won the California Governor's Scholar Share Award.

2009 (2/0, 1/0)

- ★ Earned a spot on the 53-man roster coming out of training camp and played in the first two games of the season before being released and signed to the practice squad.
- ★ Was signed back to the 53-man roster prior to the regular-season finale but was inactive for the game at Houston (1/3).
- ★ Made his NFL debut on special teams in the 2009 season-opener vs. Buffalo (9/14).
- ★ Played as a reserve on special teams at the N.Y. Jets (9/20).
- ★ Saw action on special teams in the postseason game vs. Baltimore (1/10).

2008 (0/0)

- ★ Spent his first NFL season on the Patriots practice squad after signing with the team as a rookie free agent.


COLLEGE

- ★ Played center at Fresno State and was part of an offensive line that set a school record for fewest sacks surrendered with 12.
- ★ Earned All-WAC and Academic All-WAC honors.
- ★ Played in nine games as a true freshman in 2004.
- ★ In 2004, he helped school finish as the nation's fifth ranked offense, scoring more than 38 points per game.

PERSONAL

- ★ Ryan Wendell was born on March 4, 1986.
- ★ Attended Diamond Bar (Calif.) High School where he had his jersey retired and was named to the school's hall of fame.
- ★ Selected first-team All-CIF Southern Section as a defensive lineman as a senior and won it as an offensive lineman as a junior.
- ★ Named the Sierra League's Most Valuable Player.
- ★ An excellent student, who won the California Governor's Scholar Share Award.





Tracy
WHITE

58

HT: 6-0 WT: 235
Born: 4/14/1981 Exp. (NFL/Patriots): 10/3
GP/GS (Playoffs): 136/4 (12/2) Acq: TR (PHI)-10
College: Howard - Hometown: St. Stephen, S.C.

★ ★ ★ **LINEBACKER** ★ ★ ★

CAREER TRANSACTIONS

Tracy White was acquired by the New England Patriots along with a 2012 seventh-round draft pick in a trade from Philadelphia in exchange for a 2012 sixth-round draft pick in 2012 on Sept. 5, 2010 ... Originally signed by Seattle as a rookie free agent (5/1/03) ... Waived by Seattle (9/4/05) ... Claimed off waivers and awarded to Jacksonville from Seattle (9/5/05) ... Signed by Green Bay (3/17/06) ... Waived by Green Bay (9/26/06) ... Signed by Green Bay (10/5/06) ... Waived by Green Bay (10/7/08) ... Signed by Philadelphia as a free agent (10/14/08).

CAREER HIGHLIGHTS

★ A standout special teams player throughout his career, he has 124 special teams tackles in 125 NFL games.

SEASONAL REVIEWS

2012 (10/1, 2/0)
★ Special teams mainstay and plays a reserve role on defense.
★ Compiled a season-high five tackles, one pass defended and one special teams tackle in a reserve role, filling in for an injured Brandon Spikes.
★ Inactive due to injury vs. San Francisco (12/16), vs. Buffalo (11/11), at St. Louis (10/28), vs. N.Y. Jets (10/21) at Seattle (10/14).
★ Made his first start of the season at linebacker and made one tackle vs. Denver (10/7) but left the game with a foot injury.
★ Came on in relief at linebacker in place of an injured Dont'a Hightower and registered two tackles in the win at Buffalo (9/30).
★ Played on special teams a registered one tackle in the win at Tennessee (9/9).

2011 (15/1, 3/1)
★ Played 15 games and made one start at linebacker.
★ Saw action mostly on special teams, finishing with 14 special teams tackles, 25 defensive tackles and one pass defended.
★ Appeared in all three postseason games with one start, making three tackles on defense and one special teams tackle.
★ Started his first game at linebacker in a Patriot uniform at Philadelphia (11/27) and registered a season-high five tackles on defense and one on special teams.
★ Started at linebacker and assisted on two tackles in Super Bowl XLVI vs. the N.Y. Giants (2/5).

2010 (16/0, 1/0)
★ Was a crucial special teams member, playing in every game, including the divisional playoff game vs. N.Y. Jets (1/16), and finishing second on the team with 18 special teams tackles, tying his career-high.

EXTRA POINTS

★ Draws inspiration from his father, Emanuel, who was rendered legally blind from a brain tumor he suffered over 20 years ago. Tracy and Emanuel enjoy playing the card game spades together and talking about the NFL.

2009 (16/0, 1/0 – Philadelphia)

★ Played in all 16 regular-season games and one postseason game.
★ Finished with 22 total tackles on defense and one interception and added a team-leading 18 special teams tackles.
★ Notched his first-career interception off QB Alex Smith vs. San Francisco (12/20) to help set up a field goal.
★ Recovered a fumble on kickoff coverage at Atlanta (12/6)
★ Tipped a pass by Jay Cutler at Chicago (11/22) that was intercepted by Sean Jones.

2008 (5/0, 0/0 – Green Bay)

★ Began the season with Green Bay and played in five games before being released on Oct. 7.
★ Finished with one tackle on defense and six special teams tackles for Green Bay.

2008 (10/0, 3/0 – Philadelphia)

★ Signed by Philadelphia on Oct. 14 and played in 10 games and three postseason games for the Eagles.
★ Finished with 10 special teams tackles for the Eagles.

2007 (13/0, 2/1 – Green Bay)

★ Played in 13 games and ranked second on the team with 16 special teams tackles, adding two fumble recoveries and one touchdown.
★ Also played in both playoff games with one start.
★ Missed three games due to an ankle injury.
★ Recorded his first NFL touchdown vs. Philadelphia (9/9) when Eagles WR Greg Lewis mishandled a punt that rolled into the end zone before being recovered by White.
★ Recovered a fumble by Giants KR Ahmad Bradshaw at New York (9/16) to help set up a Green Bay touchdown.
★ Saw his most extensive action from scrimmage vs. Detroit (12/30), playing 18 defensive snaps.
★ Started in the Divisional playoff game vs. Seattle (12/12) when the team opened in its goal-line formation.

2006 (14/0 – Green Bay)

★ In two stints on the Green Bay roster played in 14 games



and was inactive for one game.

★ Was waived on Sept. 25 and re-signed on Oct. 5.

★ Led the team with 17 special teams tackles.

★ Saw reserve playing time on defense as a sub linebacker in goal line packages.

2005 (15/0 – Jacksonville)

★ Went to training camp with Seattle but was waived and claimed off waivers by Jacksonville.

★ Played in 15 games on special teams and as a reserve linebacker and finished with six special teams tackles.

★ Finished the season on Injured Reserve with an ankle injury and missed the regular-season finale.

2004 (10/2 – Seattle)

★ Began the season playing primarily on special teams but due to injuries also started two games at linebacker.

★ Finished with 26 tackles (19 solo) with one sack and added 12 special teams tackles.

★ In his first NFL start at Arizona (10/24), had a career-high 13 tackles and registered his one career NFL sack.

2003 (10/0 – Seattle)

★ Signed by Seattle as a rookie free agent and was one of only two non-drafted rookies to make the team.

★ Played in 10 games, all on special teams.

★ Finished the year with nine special teams tackles.

COLLEGE

★ Started 44 games at Howard, leading the team in tackles all four years and becoming the school's all-time leader in career tackles with 500.

★ Also recorded 22.0 sacks with six interceptions.

★ A three-time All-MEAC selection and two-time finalist for the Buck Buchanan Award, given to the top defensive player in Division I-AA.

★ Named Black College Defensive Player of the Year as a junior in 2001.

PERSONAL


★ Given name is Tracy Donnel White.

★ Played linebacker and was the kicker at Timberland High School in St. Stephen, S.C. where he also wrestled and competed in track and field.

★ Has been working to help build a "Hope Center" in his hometown of St. Stephen, SC. The building and program is being designed to provide activities for the youth in the area such as football, swimming and basketball.

★★★☆☆ TRACY WHITE ★★★★★																		
Pos: LB Ht: 6-0 Wt: 235 Year: 10th Acq: TR (PHI)-10 College: Howard Born: 4/18/81																		
REGULAR SEASON			TACKLES					INTERCEPTIONS					MISCELLANEOUS					
Year	Team	G/S	TT	UT	A	S	Yds	No	Yds	Avg	Lg	TD	PD	FF	FR	Yds	TD	SpT
2003	Seahawks	11/0	0	0	0	0.0	0.0	0	0	0.0	0	0	0	0	0	0	0	9
2004	Seahawks	10/2	26	19	7	1.0	7.0	0	0	0.0	0	0	0	0	0	0	0	12
2005	Jaguars	15/0	0	0	0	0.0	0.0	0	0	0.0	0	0	0	0	0	0	0	6
2006	Packers	14/0	0	0	0	0.0	0.0	0	0	0.0	0	0	0	0	0	0	0	17
2007	Packers	13/0	1	0	1	0.0	0.0	0	0	0.0	0	0	0	0	0	0	0	16
2008	Packers/Eagles	15/0	0	0	0	0.0	0.0	0	0	0.0	0	0	0	0	0	0	0	16
2009	Eagles	16/0	22	15	7	0.0	0.0	1	5	5.0	5	0	1	0	0	0	0	18
2010	Patriots	16/0	0	0	0	0.0	0.0	0	0	0.0	0	0	0	0	0	0	0	18
2011	Patriots	15/1	25	19	6	0.0	0.0	0	0	0.0	0	0	1	0	0	0	0	14
2012	Patriots	11/1	10	8	2	0.0	0.0	0	0	0.0	0	0	1	0	0	0	0	4
Totals - 9 Years		136/4	84	62	22	1.0	7.0	1	5	5.0	5	0	3	0	0	0	0	128
POSTSEASON			TACKLES					INTERCEPTIONS					MISCELLANEOUS					
Year	Team	G/S	TT	UT	A	S	Yds	No	Yds	Avg	Lg	TD	PD	FF	FR	Yds	TD	SpT
2007	Packers	2/1	0	0	0	0.0	0.0	0	0	0.0	0	0	0	0	0	0	0	2
2008	Eagles	3/0	0	0	0	0.0	0.0	0	0	0.0	0	0	0	0	0	0	0	3
2009	Eagles	1/0	0	0	0	0.0	0.0	0	0	0.0	0	0	0	0	0	0	0	1
2010	Patriots	1/0	0	0	0	0.0	0.0	0	0	0.0	0	0	0	0	0	0	0	1
2011	Patriots	3/1	3	1	2	0.0	0.0	0	0	0.0	0	0	0	0	0	0	0	1
2012	Patriots	2/0	1	0	1	0.0	0.0	0	0	0.0	0	0	0	0	0	0	0	0
Totals - 6 Years		12/2	4	1	3	0.0	0.0	0	0	0.0	0	0	0	0	0	0	0	8





Vince WILFORK

75

HT: 6-2 WT: 325
 Born: 11/4/1981 Exp. (NFL/Patriots): 9/9
 GP/GS (Playoffs): 138/128 (18/16) Acq: D1a-04 (21st)
 College: Miami (Fla.) Hometown: Boynton Beach, Fla.

SUPER BOWLS

PRO BOWLS

★ ★ DEFENSIVE LINE ★ ★

04 07 09 10 11 12

CAREER TRANSACTIONS

Vince Wilfork was drafted by the New England Patriots in the first round (21st overall) of the 2004 NFL Draft ... Signed by New England (7/19/04).

CAREER HIGHLIGHTS

- ★ Wilfork has played in 138 games with 128 starts over eight-plus seasons with the Patriots (2004-12). The Patriots own a 107-31 (.775) record in Wilfork's 138 career regular-season games.
- ★ Served as a defensive co-captain in 2008, 2009, 2010 and 2011.
- ★ In 2007, Wilfork earned his first career Pro Bowl selection and was named to the Associated Press All-Pro Team.
- ★ Named to second Pro Bowl in 2009 after leading the defensive line with 65 total tackles.
- ★ Named to his third Pro Bowl in 2010 after leading the defensive line with 87 total tackles.
- ★ Named to his fourth Pro Bowl (third straight) in 2011.
- ★ Earned his fifth Pro Bowl invitation (fourth straight) in 2012.
- ★ Named Associated Press All-Pro Second Team in 2010 and 2011.
- ★ During his eight seasons, Wilfork has helped the Patriots' defense finish in the top 10 in points allowed six times (2004, 2006, 2007, 2008, 2009 and 2010).
- ★ In 2007, Wilfork was a leader on the first team in NFL history to complete a 16-0 regular season, as the Patriots tied the NFL's all-time mark with 18 overall victories and set a league record for point differential, outscoring opponents by 315 points.

SEASONAL REVIEWS

2012 (16/16, 2/2)

- ★ Voted co-captain for the fifth straight season.
- ★ Voted to his fifth career Pro Bowl.
- ★ Accumulated six tackles and his third sack of the season as part of a seven-sack effort by the defense in the win vs. Miami (12/30).
- ★ Picked up his second sack of the season in the win vs. Houston (12/10) which forced a fumble and cause the Texans to lose 20 yards on the play. Also made four tackles and defended a pass.
- ★ Had three tackles and recovered a fumble in the second quarter that led to a Patriots field goal in the win at Miami (12/2).
- ★ Had a season-high six tackles in the win at N.Y. Jets (11/22) and forced an offensive lineman into Mark Sanchez in the backfield that caused a fumble which was recovered by Steve Gregory and returned for a touchdown.
- ★ Registered five tackles and a strip-sack of Bills QB Ryan Fitzpatrick that led to a Patriots touchdown in the win vs. Buffalo (11/11).
- ★ Amassed five tackles and caused a handoff miscue that led to a safety in the overtime win vs. N.Y. Jets (10/21).

EXTRA POINTS

- ★ Vince was the 2010 recipient of the Ron Burton Community Service Award.
 - ★ Vince and his wife Bianca host an annual draft day fundraiser to support the Diabetes Research Institute. The event has grown in each of its six years and has raised more than \$150,000 to fight diabetes, which claimed Vince's father's life while Vince was at the University of Miami.
 - ★ Vince is an active member of the Mass Mentoring Partnership, a group dedicated to supporting mentoring in Massachusetts.
 - ★ Vince played multiple positions in high school, including running back and punt returner.
 - ★ Vince's jersey number 75 was retired at Santa-Luces High School in Lantana, Fla., in September, 2008. His number was the first to ever be retired by the school.
 - ★ Accumulated three tackles and recovered a fumble for the third time in the last four games vs. Denver (10/7).
 - ★ Started and made four tackles, defended two passes and recovered a key fumble near the goal line at the end of the second quarter in the win at Buffalo (9/30).
 - ★ Started and made three tackles and recovered a fumble vs. Arizona (9/16).
 - ★ Started and made one tackle for a loss and registered a quarterback hit in the win at Tennessee (9/9).
- ### 2011 (16/16, 3/3)
- ★ Started all 16 games along the defensive line where he made 74 tackles, a career-high 3½ sacks for 17.5 yards, eight quarterback hits, his first two interceptions, three passes defended, one forced fumble and two fumble recoveries - the latter he recovered in the end zone for his first career touchdown.
 - ★ Started all three postseason games and accumulated 12 tackles including 2½ sacks for 14½ yards and three quarterback hits.
 - ★ Voted to his fourth career Pro Bowl and was named Associated Press All-Pro: Second Team for the third time in his career.
 - ★ Voted by his teammates as a defensive captain for the fourth consecutive season.
 - ★ Intercepted the first pass of his career vs. San Diego (9/18) and returned it 28 yards to set up a field goal just before half time. Made five tackles and recorded two



★★ HONORS & AWARDS ★★

2011

AFC Pro Bowl
Associated Press All-Pro: Second Team

2010

AFC Pro Bowl
Associated Press All-Pro: Second Team
Peter King's SI.com All Pro Team

2009

AFC Pro Bowl

2007

AFC Pro Bowl
Associated Press All-Pro: Second Team

★★ WILFORK'S SINGLE GAME CAREER HIGHS ★★

Regular Season

Tackles:	12	vs. Buffalo (10/30/05)
Solos:	8	vs. Buffalo (10/30/05)
Assists:	6	at Kansas City (11/27/05) vs. Atlanta (10/9/05)
Sacks:	2	vs. Miami (1/02/11)
Passes Defensed:	2	Twice, most recent at Buffalo (9/30/12)
Fumble Recoveries:	1	11 times, most recent vs. Denver (10/7/12)

a first quarter carry, allowing Leigh Bodden to recover and set up a field goal drive.

★ Had a team-leading 10 total tackles vs. the N.Y. Jets (11/22).

★ Set a single-game career high in tackles with 18 in a Wild Card playoff game vs. Baltimore (1/10).

quarterback hits.

★ Made one tackle and intercepted the second pass of his career and second of the season at Oakland (10/2) and returned it 19 yards in the fourth quarter of the Patriots win.

★ Made six tackles and recovered a first quarter fumble in the end zone for his first career touchdown at Washington (12/11) that gave the Patriots a crucial early score in their win.

★ Made three tackles including a career postseason-high 1½ sacks for 9.5 yards in win vs. Denver (1/14).

2010 (16/16, 1/1)

★ Started all 16 games and the postseason game and finished the season with 87 total tackles, second in his career to his 91 tackles in 2005. The 87 tackles were the third most by a Patriots player, behind Jerod Mayo (193) and Patrick Chung (89).

★ Voted to his third career Pro Bowl.

★ Named a co-captain for the third consecutive year.

★ Named to the Associated Press All-Pro second team.

★ Started at right defensive end vs. Baltimore (10/17) and made a season-high 10 tackles. Combined with Gerard Warren to stop Joe Flacco for no gain on a quarterback sneak on third-and-1 in the fourth quarter, forcing a punt on the next play and setting up Stephen Gostkowski's game-tying field goal with 1:51 remaining in regulation in a 23-20 overtime win.

★ Registered his first career two-sack game vs. Miami (1/2). Dropped Chad Henne for losses of nine and six yards on the same possession in the third quarter.

2009 (13/13, 1/1)

★ Earned his second Pro Bowl berth after starting in 13 games and finishing with 65 total tackles, two passes defensed and one forced fumble.

★ His 65 tackles led the Patriots defensive linemen.

★ Named defensive co-captain by his teammates.

★ Missed the final three regular-season games due to injury.

★ Registered his first career forced fumble at the N.Y. Jets (9/20), stripping Leon Washington on

2008 (16/16)

★ Started all 16 games at nose tackle and finished second on the team with 85 tackles, the third-highest single-season total of his career.

★ Recorded two sacks, three quarterback hits and a pass defensed.

★ Named a defensive captain by his teammates for the first time.

★ Led the team with five solo tackles at San Diego (10/12).

★ Tallied seven tackles (five solo) with one quarterback hit vs. Buffalo (11/9).

★ Tied a then season high with eight tackles and tallied his first sack of the season vs. the N.Y. Jets (11/13).

★ Tied for the team lead with six tackles (5 solo) and added his second sack in as many weeks at Miami (11/23).

★ Tallied seven tackles, including five solo stops at Oakland (12/14) and blocked Sebastian Janikowski's extra point attempt, the first blocked PAT by a Patriot since 2002.

★ Tallied a season high 10 tackles in the Patriots' first shutout victory since 2006 at Buffalo (12/28).

2007 (16/16, 3/3)

★ Started at nose tackle in all 16 regular-season games for the second time in his career.

★ Earned his first Pro Bowl selection.

★ Named to the Associated Press All-Pro Second Team.

★ Recovered a fumble by quarterback Philip Rivers on a strip-sack by Rosevelt Colvin while making five tackles vs. San Diego (9/16).

★ Tied for the team lead in tackles with eight in a win vs. Cleveland (10/7) and registered his first sack of the season.

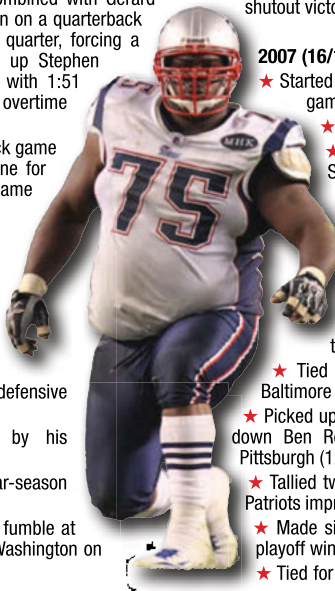
★ Tied a season high with eight tackles at Baltimore (12/3).

★ Picked up his second sack of the season, taking down Ben Roethlisberger for an 8-yard loss vs. Pittsburgh (12/9).

★ Tallied two tackles for a loss or no gain as the Patriots improved to 16-0 at the N.Y. Giants (12/29).

★ Made six tackles in the Patriots' AFC Division playoff win vs. Jacksonville (1/12).

★ Tied for the team lead in tackles with seven in



the Patriots' victory vs. San Diego in the AFC Championship Game (1/20).

★ Made five tackles (4 solo) in Super Bowl XLII vs. the N.Y. Giants (2/3).

2006 (13/13, 3/3)

★ Started 13 games despite missing the final three regular season contests and finished fourth on the team with 81 tackles (46 solo).

★ Registered seven tackles (5 solo), a sack and a quarterback hit vs. the N.Y. Jets (9/17).

★ Finished tied for second on the team with 10 tackles (7 solo) vs. Denver (9/24).

★ Notched six tackles (5 solo), a fumble recovery and a pass defended at Buffalo (10/22).

★ Registered three tackles (2 solo), a fumble recovery and a quarterback hit in a Wild Card game vs. the N.Y. Jets (1/7).

★ Scooped up a Chad Pennington lateral that was batted down by Roosevelt Colvin and rumbled 31 yards to the Jets' 15-yard line in the third quarter.

★ Tied for second on the team with seven tackles (6 solo) in the AFC Championship at Indianapolis (1/21).

2005 (16/16, 2/2)

★ Started all 16 games and both playoff contests.

★ Led all Patriots defensive linemen and ranked second on the team with a career-high 91 tackles.

★ In the playoffs, ranked fifth on the team with 13 tackles (6 solo) and a ½ sack.

★ Notched a then career-high 12 tackles (8 solo) against Buffalo (10/30).

★ Was part of a defensive front that allowed an average of just 31.3 rushing yards per game in the month of December.

★ Finished with seven tackles (4 solo), including a split sack at Carolina (9/18).

★ Notched eight tackles (3 solo) and a shared sack in the Divisional Playoff at Denver (1/14).

2004 (16/6, 3/1)

★ Played in all 16 games as a rookie with six starts at nose tackle and played in each of the Patriots' three postseason games, including a start in Super Bowl XXXIX.

★ Led all Patriots rookies with 57 tackles (35 solo) including two sacks.

★ Collected his first career sack (10/3).

★ Helped the Patriots defense rank sixth in the NFL against the run.

★ Started at nose tackle and recorded seven tackles (4 solo) in his NFL debut against Indianapolis (9/9) and preserved the Patriots' lead by recovering a fumble caused by Eugene Wilson in the fourth quarter.

★ Started at nose tackle and registered five tackles (2 solo) and collected his first career sack on Drew Bledsoe vs. Buffalo (10/3).

★ Finished second on the team with a season-high 10 tackles (7 solo), including a sack and a pass defended vs. Miami (10/10).

★ Collected three tackles and a fumble recovery at Miami (12/20).

★ Started at nose tackle in the Patriots' victory over the Eagles in Super Bowl XXXIX.

COLLEGE

★ Recorded 148 tackles (73 solos) with 14.0 sacks for losses of 60 yards and 37.5 stops for losses of 110 yards

WILFORK WEARS HEART ON HIS SLEEVE AND NECK

DT Vince Wilfork wears No. 75 over his bulky shoulder pads. Underneath hangs a gold chain locket for those who were number one in his heart: his parents. In 2002, parents David and Barbara Wilfork both passed away within five months of each other, leaving the then University of Miami star without his greatest support system.

His perseverance in the face of despair led him to the NFL, while off the field he became closer with his now strongest supporter, his wife Bianca, who helped him through his losses. While he has many accomplishments on the football field and will always cherish his National Championship and Super Bowl rings, his constant reminder lies closest to his heart, a picture of his late parents at their high school prom.

"I carry them with me wherever I go," Wilfork said of his parents' keepsake. "They're with me. The only regret that I have in life is that my parents are not with me to see where I am today. But I wouldn't be anywhere today without my wife."

during his career from 2001-03.

★ Also credited with 42 quarterback pressures, five forced fumbles and three fumble recoveries in 36 games at Miami.

★ As a junior in 2003, was an All-American Dream Team selection and rated the best defensive tackle in the country by *The NFL Draft Report* and was an unanimous All-Big East Conference first-team choice.

★ Finished fourth on the team with 64 tackles (31 solos), tied for the squad lead with six sacks for losses of 29 yards.

★ Played in 11 games as a sophomore in 2002 and finished with 43 tackles (19 solos), ranked second on the team with seven sacks and placed fourth with 15 stops for losses.

★ Played in every game as a reserve defensive tackle as a freshman and recorded 41 tackles (23 solos), including one sack while ranking third on the team with 11 stops for losses.

★ Also excelled on the Hurricanes track and field team, performing in the shot put.

PERSONAL

★ Vincent Lamar Wilfork was born the son of the late Barbara and David Wilfork on Nov. 4, 1981.

★ Attended Santaluces (Lantana, Fla.) High, where his football jersey number is retired.

★ Regarded as one of Florida's top three defensive linemen after the 1999 season and was a *USA Today* second-team All-American, adding *Super Prep* first-team All-American honors, as he was rated the No. 10 defensive lineman nationally by that publication.

★ Also lettered in track, finishing second in the state in the Class 6A shot put and discus and holds the Florida state high school record in the shot put with a 68-foot throw.

★ Served as the honorary ringmaster for the Big Apple Circus in 2007 in a fundraising performance to benefit the Hole in the Wall Gang Camp.

★ Served as an honorary coach in the 2007 BELL Bowl, a fundraiser at Gillette Stadium to benefit the BELL Foundation.



★ In 2007, Vince was named one of the 100 greatest players in the history of Florida high school football by the Florida High School Athletic Association.

★ Participated in the 2008 Salvation Army Holiday Party at Gillette Stadium with nearly 250 children from the Boston and Providence Salvation Army centers.

★ Was honored by Children's Hospital Boston with their Champion Award in December 2008, in recognition of his efforts on behalf of the hospital's patients and their families.

★ Majored in Liberal Arts at Miami.

★ Vince and his wife, Bianca, have three children.

★★★★★ VINCE WILFORK ★★★★★

Pos: DL Ht: 6-2 Wt: 325 Year: 9th Acq: D1a-04 (21st) College: Miami (Fla.) Born: 11/4/81

REGULAR SEASON		TACKLES					INTERCEPTIONS					MISCELLANEOUS						
Year	Team	G/S	TT	UT	A	S	Yds	No	Yds	Avg	Lg	TD	PD	FF	FR	Yds	TD	SpT
2004	Patriots	16/6	57	35	22	2.0	11.0	0	0	0.0	0	0	3	0	2	0	0	0
2005	Patriots	16/16	91	42	49	0.5	4.0	0	0	0.0	0	0	1	0	1	0	0	0
2006	Patriots	13/13	81	46	35	1.0	3.0	0	0	0.0	0	0	1	0	1	0	0	0
2007	Patriots	16/16	70	42	28	2.0	18.0	0	0	0.0	0	0	2	0	1	0	0	0
2008	Patriots	16/16	85	53	32	2.0	13.0	0	0	0.0	0	0	1	0	0	0	0	0
2009	Patriots	13/13	65	39	26	0.0	0.0	0	0	0.0	0	0	2	1	0	0	0	0
2010	Patriots	16/16	87	50	37	2.0	16.0	0	0	0.0	0	0	2	0	1	0	0	0
2011	Patriots	16/16	74	45	29	3.5	17.5	2	47	23.5	28	0	3	1	2	0	1	0
2012	Patriots	16/16	59	41	18	3.0	32.0	0	0	0.0	0	0	6	2	4	2	0	0
Totals - 8 Years		138/128	669	393	276	16.0	114.5	2	47	23.5	28	0	21	4	12	2	1	0

Additional Statistics – Career Blocked Extra Points: Total (1): at Oakland 12/14/08

POSTSEASON		TACKLES					INTERCEPTIONS					MISCELLANEOUS						
Year	Team	G/S	TT	UT	A	S	Yds	No	Yds	Avg	Lg	TD	PD	FF	FR	Yds	TD	SpT
2004	Patriots	3/1	3	2	1	0.0	0.0	0	0	0.0	0	0	0	0	0	0	0	0
2005	Patriots	2/2	13	6	7	0.5	0.0	0	0	0.0	0	0	0	0	0	0	0	0
2006	Patriots	3/3	13	11	2	0.0	0.0	0	0	0.0	0	0	0	0	1	31	0	0
2007	Patriots	3/3	18	10	8	0.0	0.0	0	0	0.0	0	0	1	0	0	0	0	0
2009	Patriots	1/1	18	9	9	0.0	0.0	0	0	0.0	0	0	0	0	0	0	0	0
2010	Patriots	1/1	5	5	0	0.0	0.0	0	0	0.0	0	0	0	0	0	0	0	0
2011	Patriots	3/3	12	8	4	2.5	14.5	0	0	0.0	0	0	0	0	0	0	0	0
2012	Patriots	2/2	6	2	4	0.0	0.0	0	0	0.0	0	0	0	0	0	0	0	0
Totals - 8 Years		18/16	88	53	35	3.0	14.5	0	0	0.0	0	0	1	0	1	31	0	0

★★★★★ WILFORK'S CAREER GAME-BY-GAME ★★★★★


Year	Opponent	P/S	TT	UT	A	S	Yds	Int	Yds	PD	FF	FR	SpT
2004	Indianapolis	p	0	0	0	-	-	-	-	1	0	-	-
09/19	Arizona	p	2	2	0	-	-	-	-	-	-	-	-
10/03	Buffalo	S	5	2	3	1.0	1.0	-	-	-	-	-	-
10/10	Miami	S	10	7	3	1.0	10.0	-	-	1	-	-	-
10/17	Seattle	S	0	0	0	-	-	-	-	-	-	-	-
10/24	N.Y. Jets	S	2	2	0	-	-	-	-	-	-	-	-
10/31	Pittsburgh	S	2	1	1	-	-	-	-	-	-	-	-
11/07	St. Louis	p	2	0	2	-	-	-	-	-	-	-	-
11/14	Buffalo	p	1	1	0	-	-	-	-	-	-	-	-
11/22	Kansas City	p	6	3	3	-	-	-	-	-	-	-	-
11/28	Baltimore	p	5	4	1	-	-	-	-	2	-	-	-
12/05	Cleveland	p	1	1	0	-	-	-	-	-	-	-	-
12/12	Cincinnati	p	2	1	1	-	-	-	-	-	-	-	-
12/20	Miami	p	3	1	2	-	-	-	-	-	-	1	-
12/26	N.Y. Jets	p	3	3	0	-	-	-	-	-	-	-	-
1/02	San Fran	p	6	3	3	-	-	-	-	-	-	-	-
2004 Totals		16/5	57	35	22	2.0	11.0	0	0	3	1	1	0
01/16	Indianapolis	p	2	2	0	-	-	-	-	-	-	-	-
01/23	Pittsburgh	p	1	0	1	-	-	-	-	-	-	-	-
02/06	Philadelphia	S	0	0	0	-	-	-	-	-	-	-	-
2004 Postseason		3/1	3	2	1	0	0	0	0	0	0	0	0
2005	Opponent	P/S	TT	UT	A	S	Yds	Int	Yds	PD	FF	FR	SpT
09/08	Oakland	S	2	1	1	-	-	-	-	-	-	1	-
09/18	Carolina	S	7	4	3	0.5	4.0	-	-	-	-	-	-
09/25	Pittsburgh	S	3	0	3	-	-	-	-	-	-	-	-
10/2	San Diego	S	7	5	2	-	-	-	-	-	-	-	-
10/09	Atlanta	S	6	0	6	-	-	-	-	-	-	-	-
10/16	Denver	S	5	3	2	-	-	-	-	-	-	-	-
10/30	Buffalo	S	12	8	4	-	-	-	-	-	-	-	-
11/07	Indianapolis	S	8	3	5	-	-	-	-	-	-	-	-
11/13	Miami	S	9	5	4	-	-	-	-	-	-	-	-
11/20	New Orleans	S	3	0	3	-	-	-	-	-	-	1	-
11/27	Kansas City	S	8	2	6	-	-	-	-	-	-	-	-
12/04	N.Y. Jets	S	6	4	2	-	-	-	-	-	-	-	-
12/11	Buffalo	S	3	2	1	-	-	-	-	-	-	-	-
12/17	Tampa Bay	S	8	3	5	-	-	-	-	-	-	-	-
12/26	N.Y. Jets	S	1	0	1	-	-	-	-	-	-	-	-
01/01	Miami	S	3	2	1	-	-	-	-	-	-	-	-
2005 Totals		16/16	91	42	49	0.5	4.0	0	0	1	0	1	0
01/07	Jacksonville	S	5	3	2	-	-	-	-	-	-	-	-
01/14	Denver	S	8	3	5	0.5	0.0	-	-	-	-	-	-
2005 Postseason		2/2	13	6	7	0.5	0.0	0	0	0	0	0	0
2006	Opponent	P/S	TT	UT	A	S	Yds	Int	Yds	PD	FF	FR	SpT
09/10	Buffalo	S	5	3	2	-	-	-	-	-	-	-	-
09/17	N.Y. Jets	S	7	5	2	1.0	3.0	-	-	-	-	-	-
09/24	Denver	S	10	7	3	-	-	-	-	-	-	-	-
10/01	Cincinnati	S	3	0	3	-	-	-	-	-	-	-	-
10/08	Miami	S	7	4	3	-	-	-	-	-	-	-	-
10/22	Buffalo	S	6	5	1	-	-	-	-	1	-	1	-
10/30	Minnesota	S	5	2	3	-	-	-	-	-	-	-	-
11/05	Indianapolis	S	7	3	4	-	-	-	-	-	-	-	-
11/12	N.Y. Jets	S	5	3	2	-	-	-	-	-	-	-	-
11/19	Green Bay	S	5	1	4	-	-	-	-	-	-	-	-
11/26	Chicago	S	8	4	4	-	-	-	-	-	-	-	-
12/03	Detroit	S	7	5	2	-	-	-	-	-	-	-	-
12/10	Miami	S	6	4	2	-	-	-	-	-	-	-	-
12/17	Houston												Inactive



★ ★ ★ ★ WILFORK'S CAREER GAME-BY-GAME (CONT.) ★ ★ ★ ★

12/24	at Jacksonville				Inactive																
12/31	at Tennessee				Inactive																
2006 Totals		13/13	81	46	35	1.0	3.0	0	0	1	0	1	0	1	0	0	0	0	0	0	
01/07	N.Y. Jets	S	3	2	1	-	-	-	-	-	-	-	-	-	1	-	-	-	-	-	-
01/14	at San Diego	S	3	3	0	-	-	-	-	-	-	-	-	-	-	-	-	-	-	-	-
01/21	at Indianapolis	S	7	6	1	-	-	-	-	-	-	-	-	-	-	-	-	-	-	-	-
2006 Postseason		3/3	13	11	2	0.0	0.0	0	0	0	0	0	0	1	0	0	0	0	0	0	
2007	Opponent	P/S	TT	UT	A	S	Yds	Int	Yds	PD	FF	FR	SpT								
09/09	at N.Y. Jets	S	3	1	2	-	-	-	-	-	-	-	-	-	-	-	-	-	-	-	-
09/16	San Diego	S	5	4	1	-	-	-	-	-	-	-	-	1	-	-	-	-	-	-	-
09/23	Buffalo	S	3	2	1	-	-	-	-	-	-	-	-	-	-	-	-	-	-	-	-
10/01	at Cincinnati	S	3	1	2	-	-	-	-	-	-	-	-	-	-	-	-	-	-	-	-
10/07	Cleveland	S	8	5	3	1.0	10.0	-	-	-	-	-	-	-	-	-	-	-	-	-	-
10/14	at Dallas	S	5	2	3	-	-	-	-	-	-	-	-	-	-	-	-	-	-	-	-
10/21	at Miami	S	5	4	1	-	-	-	-	-	-	-	-	-	-	-	-	-	-	-	-
10/28	Washington	S	6	3	3	-	-	-	-	-	-	-	-	-	-	-	-	-	-	-	-
11/04	at Indianapolis	S	4	2	2	-	-	-	-	-	-	-	-	-	-	-	-	-	-	-	-
11/18	at Buffalo	S	1	1	0	-	-	-	-	-	-	-	-	-	-	-	-	-	-	-	-
11/25	Philadelphia	S	3	2	1	-	-	-	-	-	-	-	1	-	-	-	-	-	-	-	-
12/03	at Baltimore	S	8	6	2	-	-	-	-	-	-	-	-	-	-	-	-	-	-	-	-
12/09	Pittsburgh	S	7	5	2	1.0	8.0	-	-	-	-	-	-	-	-	-	-	-	-	-	-
12/16	N.Y. Jets	S	3	2	1	-	-	-	-	-	-	-	-	-	-	-	-	-	-	-	-
12/23	Miami	S	2	0	2	-	-	-	-	-	-	-	1	-	-	-	-	-	-	-	-
12/29	at N.Y. Giants	S	4	2	2	-	-	-	-	-	-	-	-	-	-	-	-	-	-	-	-
2007 Totals		16/16	70	42	28	2.0	18.0	0	0	2	0	1	0	0	0	0	0	0	0	0	0
01/12	Jacksonville	S	6	4	2	-	-	-	-	-	-	-	-	-	-	-	-	-	-	-	-
01/20	San Diego	S	7	2	5	-	-	-	-	-	-	1	-	-	-	-	-	-	-	-	-
02/03	N.Y. Giants	S	5	4	1	-	-	-	-	-	-	-	-	-	-	-	-	-	-	-	-
2007 Postseason		3/3	18	10	8	0.0	0.0	0	0	1	0	0	0	0	0	0	0	0	0	0	0
2008	Opponent	P/S	TT	UT	A	S	Yds	Int	Yds	PD	FF	FR	SpT								
09/07	Kansas City	S	8	6	2	-	-	-	-	-	-	-	-	-	-	-	-	-	-	-	-
09/14	at N.Y. Jets	S	2	0	2	-	-	-	-	-	-	-	-	-	-	-	-	-	-	-	-
09/21	Miami	S	5	2	3	-	-	-	-	-	-	-	-	-	-	-	-	-	-	-	-
10/05	at San Fran	S	4	2	2	-	-	-	-	-	-	-	-	-	-	-	-	-	-	-	-
10/12	at San Diego	S	5	5	0	-	-	-	-	-	-	-	-	-	-	-	-	-	-	-	-
10/20	Denver	S	3	2	1	-	-	-	-	-	-	-	-	-	-	-	-	-	-	-	-
10/26	St. Louis	S	3	1	2	-	-	-	-	-	-	1	-	-	-	-	-	-	-	-	-
11/02	at Indianapolis	S	5	4	1	-	-	-	-	-	-	-	-	-	-	-	-	-	-	-	-
11/09	Buffalo	S	7	5	2	-	-	-	-	-	-	-	-	-	-	-	-	-	-	-	-
11/13	N.Y. Jets	S	8	5	3	1.0	9.0	-	-	-	-	-	-	-	-	-	-	-	-	-	-
11/23	at Miami	S	6	5	1	1.0	4.0	-	-	-	-	-	-	-	-	-	-	-	-	-	-
11/30	Pittsburgh	S	6	2	4	-	-	-	-	-	-	-	-	-	-	-	-	-	-	-	-
12/07	at Seattle	S	1	1	0	-	-	-	-	-	-	-	-	-	-	-	-	-	-	-	-
12/14	at Oakland	S	7	5	2	-	-	-	-	-	-	-	-	-	-	-	-	-	-	-	-
12/21	Arizona	S	5	3	2	-	-	-	-	-	-	-	-	-	-	-	-	-	-	-	-
12/28	at Buffalo	S	10	5	5	-	-	-	-	-	-	-	-	-	-	-	-	-	-	-	-
2008 Totals		16/16	85	53	32	2.0	13.0	0	0	1	0	0	0	0	0	0	0	0	0	0	0
2009	Opponent	P/S	TT	UT	A	S	Yds	Int	Yds	PD	FF	FR	SpT								
09/14	Buffalo	S	1	1	0	-	-	-	-	-	-	-	-	-	-	-	-	-	-	-	-
09/20	at N.Y. Jets	S	6	6	0	-	-	-	-	-	-	-	1	-	-	-	-	-	-	-	-
09/27	Atlanta	S	2	1	1	-	-	-	-	-	-	1	-	-	-	-	-	-	-	-	-
10/04	Baltimore	S	3	1	2	-	-	-	-	-	-	1	-	-	-	-	-	-	-	-	-
10/11	at Denver	S	8	4	4	-	-	-	-	-	-	-	-	-	-	-	-	-	-	-	-
10/18	Tennessee	S	3	2	1	-	-	-	-	-	-	-	-	-	-	-	-	-	-	-	-

10/25	at Tampa Bay	S	4	2	2	-	-	-	-	-	-	-	-	-	-	-	-	-	-	-	-
11/08	Miami	S	6	2	4	-	-	-	-	-	-	-	-	-	-	-	-	-	-	-	-
11/15	at Indianapolis	S	5	5	0	-	-	-	-	-	-	-	-	-	-	-	-	-	-	-	-
11/22	N.Y. Jets	S	10	7	3	-	-	-	-	-	-	-	-	-	-	-	-	-	-	-	-
11/30	at New Orleans	S	9	3	6	-	-	-	-	-	-	-	-	-	-	-	-	-	-	-	-
12/06	at Miami	S	2	1	1	-	-	-	-	-	-	-	-	-	-	-	-	-	-	-	-
12/13	Carolina	S	6	4	2	-	-	-	-	-	-	-	-	-	-	-	-	-	-	-	-
12/20	at Buffalo																				
12/27	Jacksonville																				
01/03	at Houston																				
2009 Totals		13/13	65	39	26	0.0	0.0	0	0	2	1	0	0	0	0	0	0	0	0	0	0
01/10	Baltimore	S	18	9	9	-	-	-	-	-	-	-	-	-	-	-	-	-	-	-	-
2009 Postseason		1/1	18	9	9	0.0	0.0	0	0	0	0	0	0	0	0	0	0	0	0	0	0
2010	Opponent	P/S	TT	UT	A	S	Yds	Int	Yds	PD	FF	FR	SpT								
09/12	at Cincinnati	S	4	2	2	-	-	-	-	-	-	-	1	-	-	-	-	-	-	-	-
09/19	N.Y. Jets	S	6	3	3	-	-	-	-	-	-	-	-	-	-	-	-	-	-	-	-
09/26	at Buffalo	S	0	0	0	-	-	-	-	-	-	-	-	-	-	-	-	-	-	-	-
10/04	Miami	S	3	2	1	-	-	-	-	-	-	-	-	-	-	-	-	-	-	-	-
10/17	at Baltimore	S	10	5	5	-	-	-	-	-	-	-	-	-	-	-	-	-	-	-	-
10/24	San Diego	S	3	3	0	-	-	-	-	-	-	-	-	-	-	-	-	-	-	-	-
10/31	at Minnesota	S	8	2	6	-	-	-	-	-	-	-	-	-	-	-	-	-	-	-	-
11/07	at Cleveland	S	8	4	4	-	-	-	-	-	-	-	-	-	-	-	-	-	-	-	-
11/14	Pittsburgh	S	4	1	3	-	-	-	-	-	-	-	-	-	-	-	-	-	-	-	-
11/21	at Indianapolis	S	7	5	2	-	-	-	-	-	-	-	-	-	-	-	-	-	-	-	-
11/25	Detroit	S	9	7	2	-	-	-	-	-	-	-	-	-	-	-	-	-	-	-	-
12/06	at N.Y. Jets	S	3	3	0	-	-	-	-	-	-	-	-	-	-	-	-	-	-	-	-
12/12	Chicago	S	2	1	1	-	-	-	-	-	-	-	-	-	-	-	-	-	-	-	-
12/19	at Green Bay	S	9	5	4	-	-	-	-	-	-	-	1	-	-	-	-	-	-	-	-
12/26	Buffalo	S	6	3	3	-	-	-	-	-	-	-	1	-	-	-	-	-	-	-	-
01/02	Miami	S	5	4	1	2.0	16.0	-	-	-	-	-	-	-	-	-	-	-	-	-	-
2010 Totals		16/16	87	50	37	2.0	16.0	0	0	2	0	1	0	0	0	0	0	0	0	0	0
01/16	N.Y. Jets	1/1	5	5	0	0.0	0.0	0	0	0	0	0	0	0	0	0	0	0	0	0	0
2010 Postseason		1/1	5	5	0	0.0	0.0	0	0	0	0	0	0	0	0	0	0	0	0	0	0
2011	Opponent	P/S	TT	UT	A	S	Yds	Int	Yds	PD	FF	FR	SpT								
09/12	at Miami	S	1	0																	



Malcolm WILLIAMS

41

HT: 5-11 WT: 205
 Born: 11/22/1987 Exp. (NFL/Patriots): 2/2
 GP/GS (Playoffs): 3/0 (3/0) Acq: D7-11 (219th)
 College: Texas Christian Hometown: Grand Prairie, Texas

★ ★ ★ DEFENSIVE BACK ★ ★ ★

CAREER TRANSACTIONS

Malcolm Williams was signed by the New England from the practice squad to the 53-man roster on Dec. 29, 2012 ... Originally drafted by the New England Patriots in the seventh round (219th overall) of the 2011 NFL Draft ... Released by New England (8/29/11) ... Signed by New England to the practice squad (11/4/11) ... Released by New England (11/9/11) ... Signed by New England to the practice squad (11/15/11) ... Signed by New England to the 53-man roster from the practice squad (12/10/11) ... Released by New England (12/15/11) ... Signed by New England to the practice squad (12/27/11) ... Signed by New England to the 53-man roster from the practice squad (12/31/11) ... Released by New England (8/31/12) ... Signed by New England to the practice squad (9/1/12) ... Signed by New England to the 53-man roster from the practice squad on (10/27/12) ... Released by New England (11/17/12) ... Signed by New England to the practice squad (11/20/12).

SEASONAL REVIEWS

2012 (2/0, 0/0)

- ★ Was inactive for both playoff games.
- ★ Made his regular season debut in the win at St. Louis (10/28).
- ★ Inactive for win vs. Buffalo (11/11).

2011 (2/0, 3/0)

- ★ Rotated between the practice squad and the 53-man roster after being released in the preseason and re-signed midseason.
- ★ Appeared in two regular season games and made one special teams tackle.

- ★ Appeared in all three postseason games, playing mostly on special teams.
- ★ Registered one special teams tackle vs. Buffalo (1/1).
- ★ Made his first NFL appearance for the Patriots, seeing action on special teams in the win at Washington (12/11).

COLLEGE

- ★ Originally signed with Oklahoma but ultimately attended Trinity Valley Community College before going to Texas Christian University.
- ★ Contributed on defense and on special teams in his second and final season as a Horned Frog, totalling 12 tackles including nine solo stops and one pass defense.
- ★ Contributed at safety and on special teams in his first season as a Horned Frog, with six of his 10 tackles coming on special teams.
- ★ Placed second in the nation with five interceptions, including two returned for touchdowns, as a sophomore at Trinity Valley.
- ★ Named a Co-National Defensive Player of the Week by the NJCAA as a sophomore.
- ★ Also earned National Defensive Player of the Week honors as a freshman.

PERSONAL

- ★ Named the 5A Defensive Player of the Year as a senior at South Grand Prairie (Texas) High School.
- ★ Totaled 101 tackles and 12 interceptions and was the District Most Valuable Player as a senior.
- ★ Also lettered in soccer and track and field.

★ ★ ★ ★ ★ MALCOLM WILLIAMS ★ ★ ★ ★ ★

Pos: DB Ht: 5-11 Wt: 205 Year: 2nd Acq: D7-11 (217th) College: Texas Christian Born: 11/22/87

REGULAR SEASON		TACKLES						INTERCEPTIONS					MISCELLANEOUS					
Year	Team	G/S	TT	UT	A	S	Yds	No	Yds	Avg	Lg	TD	PD	FF	FR	Yds	TD	SpT
2011	Patriots	2/0	0	0	0	0.0	0.0	0	0	0.0	0	0	0	0	0	0	0	1
2012	Patriots	2/0	0	0	0	0.0	0.0	0	0	0.0	0	0	0	0	0	0	0	1
Totals - 2 years		4/0	0	0	0	0.0	0.0	0	0	0.0	0	0	0	0	0	0	0	2
POSTSEASON		TACKLES						INTERCEPTIONS					MISCELLANEOUS					
2011	Patriots	3/0	0	0	0	0.0	0.0	0	0	0.0	0	0	0	0	0	0	0	0
Totals - 1 year		3/0	0	0	0	0.0	0.0	0	0	0.0	0	0	0	0	0	0	0	0





Tavon WILSON

27

HT: 6-0 WT: 210
 Born: 3/19/1990 Exp. (NFL/Patriots):
 GP/GS (Playoffs): 16/4 (2/0) Rookie Acq: D2-12 (48th)
 College: Illinois Hometown: Washington, D.C.

★ ★ ★ DEFENSIVE BACK ★ ★ ★

PRONOUNCED TAY-von

CAREER TRANSACTIONS

Tavon Wilson was drafted by the New England Patriots in the second round (48th overall) of the 2012 NFL Draft.

SEASONAL REVIEWS

2012 (16/4, 2/0)

- ★ Intercepted his fourth pass of the season vs. Indianapolis (11/18). Also made one tackle.
- ★ Started four consecutive games at safety in place of an injured Steve Gregory (10/7-10/28).
- ★ Made his first career start at safety in place of an injured Steve Gregory and registered a career-high 10 tackles vs. Denver (10/7).
- ★ Appeared as a reserve on defense and made three tackles in the win at Buffalo (9/30). Also intercepted his second pass

of the season and recovered his second fumble of the year.

- ★ Played on defense as a reserve and recorded a takeaway in his second straight game when he recovered a fumble vs. Arizona (9/16).
- ★ Appeared in his first NFL game made his first interception as a pro on a tipped pass in the end zone in the season-opening win at Tennessee (9/9). Also made five tackles in a reserve role.

COLLEGE

- ★ Honorable Mention All-Big Ten in 2010 and 2011.
- ★ Big Ten Sportsmanship Honoree in 2010.

PERSONAL

- ★ Son of Darlene Williams.
- ★ Born on March 19, 1990.
- ★ Majored in communications.

★ ★ ★ ★ ★ TAVON WILSON ★ ★ ★ ★ ★

Pos: DB Ht: 6-0 Wt: 210 Year: R Acq: D2-12 (48th) College: Illinois Born: 3/19/90

REGULAR SEASON			TACKLES					INTERCEPTIONS					MISCELLANEOUS					
Year	Team	G/S	TT	UT	A	S	Yds	No	Yds	Avg	Lg	TD	PD	FF	FR	Yds	TD	SpT
2012	Patriots	16/4	48	32	16	0.0	0.0	4	87	21.8	0	0	6	0	2	0	0	7
Totals - 1 Year		16/4	48	32	16	0.0	0.0	4	87	21.8	0	0	6	0	2	0	0	7
REGULAR SEASON			TACKLES					INTERCEPTIONS					MISCELLANEOUS					
Year	Team	G/S	TT	UT	A	S	Yds	No	Yds	Avg	Lg	TD	PD	FF	FR	Yds	TD	SpT
2012	Patriots	2/0	3	2	1	0.0	0.0	0	0	0.0	0	0	0	0	0	0	0	0
Totals - 1 Year		2/0	3	2	1	0.0	0.0	0	0	0.0	0	0	0	0	0	0	0	0





Danny WOODHEAD



39

HT: 5-8 WT: 200

Born: 1/25/1985 Exp. (NFL/Patriots): 5/3

GP/GS (Playoffs): 56/9 (8/3) Acq: FA-10

College: Chadron State Hometown: North Platte, Neb.

*** RUNNING BACK ***

CAREER TRANSACTIONS

Danny Woodhead was signed by the New England Patriots as a free agent on Sept. 18, 2010 ... Originally signed by the New York Jets as a rookie free agent (5/2/08) ... Waived by the New York Jets (9/6/09) ... Signed by the New York Jets to the practice squad (9/8/09) ... Signed by the New York Jets to the 53-man roster from the practice squad (10/17/09) ... Waived by the New York Jets (9/14/10).

CAREER HIGHLIGHTS

- ★ Named to the 2010 *USA Today* All-Joe team.
- ★ In 2010, his 5.64 average yards per carry set a Patriots record (minimum 90 rushing attempts) and ranked fourth in the NFL.

SEASONAL REVIEWS

2012 (16/2, 2/1)

- ★ Plays mainly as a reserve running back on offense.
- ★ Started at running back and left in the first quarter with a thumb injury and did not return in the AFC Divisional Playoff win vs. Houston (1/13).
- ★ Accumulated the second-highest single game receiving yardage total of his career after catching five passes for 79 yards (15.8 avg) in the regular-season finale win vs. Miami (12/30). Also rush three times for 8 yards (6.0 avg).
- ★ Caught two passes for 38 yards (19.0 avg) including a 14-yard touchdown reception in the closing seconds of the second quarter to tie the game heading into halftime. Also rushed three times for seven yards (2.3 avg).
- ★ Carried 12 times for a season-high 61 yards (5.1 avg) and his second multi-TD game of the season vs. San Francisco (12/16). Also caught five passes for 23 yards (4.6 avg).
- ★ Recorded the first multi-TD game of his career with 46 yards (11.5 avg) on four receptions and a touchdown and one carry for 15 yards and a score in the win vs. Buffalo (11/11).
- ★ Tallied a season-high 56 yards on five receptions (11.2 avg) and rushed twice for three yards (1.5 avg) in the win at St. Louis (10/28).
- ★ Rushed six times for 17 yards (2.8 avg) and caught four passes for 29 yards (7.3 avg) - including a key 20-yard catch on third down of the final drive that set up the game-tying field goal in the overtime win vs. N.Y. Jets (10/21).
- ★ Accounted for 71 yards of offense - four rushes for 25 yards (6.3 avg) and caught a season-high five passes for 46 yards (9.2 avg) at Seattle (10/14).
- ★ Rushed seven times for 47 yards (6.7 avg) and caught one pass for 25 yards vs. Denver (10/7). Woodhead converted two key third down plays - a 25-yard reception on 3rd-and-11 in the second quarter and a 19-yard scamper on a 3rd-and-17 in the third quarter. Both drives eventually led to Patriots scores.
- ★ Caught two passes for 23 yards (11.5 avg) including a 17-yard catch-and-run touchdown in the third quarter in the win at Buffalo (9/30).
- ★ Rushed 15 times for 34 yards (2.5 avg) and a touchdown at Baltimore (9/23). Also caught one pass for nine yards.

EXTRA POINTS

- ★ A standout at Division II Chadron State, Woodhead's outstanding junior and senior seasons earned him two Harlon Hill Trophies, the Division II equivalent to the Heisman Trophy. He is one of just three players (Johnny Bailey of Texas A&M, who won it three times in 1987-89, and Valdosta State University's Dusty Bonner in 2000 and 2001) to ever win two or more Harlon Hill Trophies. Cincinnati Bengals running back Bernard Scott (2008-Abilene Christian) is the only other active NFL running back to have won the award.
 - ★ Had a potential game-winning 30-yard touchdown run called back due to a penalty vs. Arizona (9/16).
 - ★ Played in a reserve role and rushed six times for 20 yards (3.3 avg) in the season-opening win at Tennessee (9/9).
- ### 2011 (15/3, 3/1)
- ★ Played in 15 games with three starts, compiling 351 yards on 77 carries (4.6 avg.) and a touchdown. Caught 18 passes for 157 yards (8.7 avg.) and scored both of New England's 2-point conversions in 2011. Also returned 20 kickoffs for 437 yards (21.9 avg.) and added five special teams tackles.
 - ★ Appeared in all three playoff games and gained 61 yards on 17 carries (3.6 avg) and 49 yards on five receptions (9.8 avg) and a touchdown. Also returned three kickoffs for 129 yards (32.3 avg.).
 - ★ Ran seven times for 40 yards and his first touchdown of the season in win vs. Denver (12/18). Also caught one pass for 12 yards.
 - ★ Successfully scored on both of the Patriots 2-point conversion run attempts - vs. San Diego (9/18) and vs. Buffalo (1/1).
 - ★ Totaled 60 yards of offense in Super Bowl XLVI vs. the N.Y. Giants (2/5) including 42 yards on four receptions (10.5 avg) and caught a four-yard touchdown pass from Tom Brady in the second quarter to cap a 14-play, 96-yard drive. Also ran for 18 yards on seven carries (3.6 avg).
- ### 2010 (14/3, 1/1)
- ★ Began the season with the New York Jets, seeing action in the Jets opener before being released and signing with the Patriots.
 - ★ Played in 14 games with three starts for the Patriots, finishing with 97 rushing attempts for 547 yards with five touchdowns for a 5.6-yard average. Also caught 34 passes for 379 yards with one touchdown. Added 10 special teams tackles.
 - ★ Named to *USA Today's* All-Joe team.
 - ★ His 5.64 average yards per carry set a Patriots record



(minimum 90 rushing attempts) and ranked fourth in the NFL.

- ★ Ranked fourth in the NFL with an average of 7.1 yards from scrimmage per touch (926 yards on 131 touches).
- ★ Started his first career postseason game vs. N.Y. Jets (1/16), leading the team with 46 yards on 14 rushes and adding six receptions for 52 yards.
- ★ Was inactive in his first game as a Patriot at the N.Y. Jets (9/19).
- ★ Played in his first game as a Patriot and started his first NFL game vs. Buffalo (9/26), scoring his first career touchdown on a 22-yard run in the second quarter. He finished the game with three rushes for 42 yards.
- ★ Totaled 115 yards from scrimmage, with 63 rushing yards and 52 receiving yards vs. Baltimore (10/17). He became the first Patriots player to have 60 or more rushing yards and 50 or more receiving yards in the same game since Dec. 31, 2006, when Corey Dillon had 67 rushing yards and 59 receiving yards at Tennessee.
- ★ Scored his first NFL receiving touchdown on an 11-yard pass from Tom Brady in the third quarter at Miami (10/4).
- ★ Recorded his first career 100-yard game after finishing with four receptions for 104 yards in the Patriots 45-3 win vs. N.Y. Jets (12/6), including the two longest receptions of his career: a 35-yard catch in the second quarter and a career-long 50-yarder in the third quarter.

2010 (1/0 – New York Jets)

- ★ Played in the Jets Monday Night Football 2010 season-opener vs. Baltimore on Sept. 13, 2010 and had one special teams tackle.
- ★ Was waived by the Jets on Sept. 14.

2009 (10/0, 2/0 – New York Jets)

- ★ Spent the first five weeks of the season on the Jets practice squad before being signed to the 53-man roster on Oct. 17.
- ★ Played in 10 regular-season games and finished with 15 rushing attempts for 64 yards and eight receptions for 87 yards.
- ★ Also added six special teams tackles.
- ★ Active for two postseason games, recording one reception for minus-one yard.
- ★ Had season best totals at Tampa Bay (12/13) when he rushed three times for 17 yards and caught three passes for 35 yards.
- ★ Collected the first reception of his career on a seven-yard

★ ★ ★ TEAM RUSHING RECORD ★ ★ ★

Danny Woodhead finished the 2010 season with 97 rushes for 547 yards, with his average of 5.64 yards per carry setting a new team record (minimum 90 rushing attempts). Woodhead topped Don Calhoun's previous team mark of 5.59 yards per carry in 1976 (129 attempts for 721 yards).

**MOST YARDS PER CARRY (SINGLE SEASON)
IN PATRIOTS HISTORY**
(Minimum 90 rushes)

Player	Year	Gm	Rush	Yds	Avg.	Lg
Danny Woodhead	2010	14	97	547	5.64	36t
Don Calhoun	1976	14	129	721	5.59	54
Mosi Tatupu	1983	16	106	578	5.45	55

pass vs. Carolina (11/29).

2008 (0/0 – New York Jets)

- ★ Spent his rookie season on Injured Reserve with an injury suffered in training camp.

COLLEGE

- ★ Won two consecutive Harlon Hill Trophies honoring the best player in Division II.
- ★ Finished his college career with 7,962 yards, which was the most in NCAA history at the time and 9,749 all-purpose yards, which was second all-time.
- ★ Averaged 178.9 yards per game and totaled 101 rushing touchdowns during his collegiate career.
- ★ He rushed for 200 yards in 19 games and scored 654 points with 109 touchdowns.
- ★ His 2,756 rushing yards in 2006 is an all-time NCAA record.

PERSONAL

- ★ Born Jan. 25, 1985 in North Platte, Nebraska.
- ★ Was selected as Nebraska's Gatorade Player of the Year and was selected by the Omaha World-Herald and Lincoln Journal as the 2003 and 2004 High School Male Athlete of the Year.
- ★ Math Education major.
- ★ Married to wife, Stacia, and has a daughter, Gia Grace.

★ ★ ★ ★ ★ DANNY WOODHEAD ★ ★ ★ ★ ★

Pos: RB Ht: 5-8 Wt: 200 Year: 5th Acq: FA-10 College: Chadron State Born: 1/25/85

REGULAR SEASON		RUSHING						RECEIVING				
Year	Team	G/S	No	Yds	Avg	Lg	TD	No	Yds	Avg	Lg	TD
2008	Jets						Injured Reserve					
2009	Jets	10/0	15	64	4.3	16	0	8	87	10.9	24	0
2010	Jets	1/0	0	0	0	0	0	0	0	0	0	0
2010	Patriots	14/3	97	547	5.6	36t	5	34	379	11.1	50	1
2011	Patriots	15/4	77	351	4.6	12	1	18	157	9.2	16	0
2012	Patriots	16/2	76	301	4.0	19	4	35	367	10.5	25	3
Totals - 5 Years		56/9	265	1,263	4.8	36t	10	95	990	10.4	50	4

Additional Statistics: Special Teams Tackles: Career (21): 2009 (6), 2010 (Jets:1, Patriots: 10), 2011 (5)


POSTSEASON		RUSHING						RECEIVING				
Year	Team	G/S	No	Yds	Avg	Lg	TD	No	Yds	Avg	Lg	TD
2009	Jets	2/0	0	0	0	0	0	1	-1	1.0	1	0
2010	Patriots	1/1	14	46	3.3	8	0	6	52	8.7	19	0
2011	Patriots	3/1	17	61	3.6	11	0	5	49	9.8	19	1
2012	Patriots	2/1	4	11	2.8	7	0	1	12	12.0	12	0
Totals - 4 Years		8/3	35	118	3.4	11	0	13	112	8.6	19	1



★ ★ ★ ★ **WOODHEAD'S CAREER GAME-BY-GAME** ★ ★ ★ ★ ★

2009	Opponent	P/S	Rushing				Receiving				12/06	N.Y. Jets	S	2	11	5.5	7	0	4	104	26.0	50	0
			No	Yds	Avg	Lg	TD	No	Yds	Avg													
Signed to the 53-man roster on 10/17																							
10/18	Buffalo	p	0	0	0.0	0	0	0	0	0	0	0	0	0	0	0	0	0	0	0	0	0	0
10/25	Oakland	p	3	24	8.0	16	0	0	0	0	0	0	0	0	0	0	0	0	0	0	0	0	0
11/01	Miami	p	0	0	0.0	0	0	0	0	0	0	0	0	0	0	0	0	0	0	0	0	0	0
11/15	Jacksonville	Inactive																					
11/22	New England	p	0	0	0.0	0	0	0	0	0	0	0	0	0	0	0	0	0	0	0	0	0	0
11/29	Carolina	p	1	1	1.0	1	0	2	23	11.5	16	0	0	0	0	0	0	0	0	0	0	0	0
12/03	Buffalo	p	0	0	0.0	0	0	0	0	0	0	0	0	0	0	0	0	0	0	0	0	0	0
12/13	Tampa Bay	p	4	17	4.3	8	0	3	35	11.7	24	0	0	0	0	0	0	0	0	0	0	0	0
12/20	Atlanta	p	1	2	2.0	2	0	2	21	10.5	13	0	0	0	0	0	0	0	0	0	0	0	0
12/27	Indianapolis	p	0	0	0.0	0	0	1	8	8.0	8	0	0	0	0	0	0	0	0	0	0	0	0
01/03	Cincinnati	p	6	20	3.3	6	0	0	0	0	0	0	0	0	0	0	0	0	0	0	0	0	0
2009 Totals			10/0	15	64	4.3	16	0	8	8.7	10.9	24	0	0	0	0	0	0	0	0	0	0	0
01/09	at Cincinnati	p	0	0	0	0	0	0	0	0	0	0	0	0	0	0	0	0	0	0	0	0	0
01/17	at San Diego	p	0	0	0	0	0	1	-1	-1.0	-1	0	0	0	0	0	0	0	0	0	0	0	0
1/24	at Indianapolis	Inactive																					
2009 Postseason			2/0	0	0	0	0	0	1	-1	-1.0	-1	0	0	0	0	0	0	0	0	0	0	0
2010	Opponent	P/S	Rushing				Receiving				12/06	N.Y. Jets	S	14	69	4.9	9	0	1	6	6.0	6	0
			No	Yds	Avg	Lg	TD	No	Yds	Avg													
Signed: 9/18/10																							
09/19	at N.Y. Jets	Inactive																					
09/26	Buffalo	S	3	42	14.0	22	1	0	0	0.0	0	0	0	0	0	0	0	0	0	0	0	0	0
10/04	at Miami	p	8	36	4.5	9	0	1	11	11.0	11	1	0	0	0	0	0	0	0	0	0	0	0
10/17	Baltimore	p	11	63	5.7	14	0	5	52	10.4	19	0	0	0	0	0	0	0	0	0	0	0	0
10/24	at San Diego	p	8	24	3.0	7	0	3	28	9.3	16	0	0	0	0	0	0	0	0	0	0	0	0
10/31	Minnesota	p	6	13	2.2	5	1	5	45	9.0	16	0	0	0	0	0	0	0	0	0	0	0	0
11/07	at Cleveland	p	9	54	6.0	12	0	2	38	19.0	26	0	0	0	0	0	0	0	0	0	0	0	0
11/14	at Pittsburgh	p	4	11	2.8	5	0	2	22	11.0	12	0	0	0	0	0	0	0	0	0	0	0	0
11/21	Indianapolis	p	7	69	9.9	36	1	4	21	5.3	9	0	0	0	0	0	0	0	0	0	0	0	0
11/25	at Detroit	p	8	32	4.0	9	0	2	13	6.5	8	0	0	0	0	0	0	0	0	0	0	0	0
2010 Totals			15/3	77	351	4.6	12	1	18	15.7	16	0	0	0	0	0	0	0	0	0	0	0	0
01/14	Denver	p	4	25	6.3	11	0	0	0	0.0	0	0	0	0	0	0	0	0	0	0	0	0	0
01/22	Baltimore	S	6	18	3.0	5	0	1	7	7.0	7	0	0	0	0	0	0	0	0	0	0	0	0
02/05	N.Y. Giants	p	7	18	2.6	6	0	4	42	10.5	19	1	0	0	0	0	0	0	0	0	0	0	0
2010 Postseason			3/1	17	61	3.6	11	0	5	49	9.8	19	1	0	0	0	0	0	0	0	0	0	0

Players



Markus ZUSEVICS

66

HT: 6-5 WT: 300
 Born: 4/25/1989 Exp. (NFL/Patriots):
 GP/GS (Playoffs): 0/0 (0/0) Rookie Acq: FA-12
 College: Iowa Hometown: Arlington Heights, Ill.

★ ★ ★ **TACKLE** ★ ★ ★

PRONOUNCED ZOOZ-uh-vicks

CAREER TRANSACTIONS

Markus Zusevics was activated to the 53-man roster from the Reserve/Non Football Injury List on Nov. 22, 2012 ... Originally signed by the New England Patriots as a rookie free agent on May 10, 2012.

SEASONAL REVIEWS

2012 (0/0, 0/0)

- ★ Was inactive for both playoff games.
- ★ Activated to the 53-man roster and was inactive for the win vs. Miami (12/30), at Jacksonville (12/23), vs. San Francisco (12/16), vs. Houston (12/10), at Miami (12/2) and at N.Y. Jets (11/22).
- ★ Placed on Reserve/Non Football Injury List on Aug. 27, 2012.


COLLEGE

- ★ Started all 13 games at right tackle and named Honorable Mention All-Big Ten as a senior by league coaches and media.
- ★ Started all 13 games at right tackle as a junior.
- ★ Primarily saw action on special teams as a sophomore.
- ★ Appeared in two games as a freshman after redshirting.

PERSONAL

- ★ Born April 25, 1989.
- ★ Majored in interdepartmental studies.
- ★ Parents are Linda and Norm Zusevics.





James
DEVELIN

46

HT: 6-3 WT: 251
Born: 7/23/1988 Exp. (NFL/Patriots): 1/1
GP/GS (Playoffs): 1/0 (0/0) Acq: FA-12
College: Brown Hometown: Gilbertsville, Pa.

★ ★ ★ RUNNING BACK ★ ★ ★

CAREER TRANSACTIONS

James Develin was signed by the New England Patriots to the practice squad on Dec. 26, 2012 ... Originally signed by Cincinnati to the practice squad (11/30/10) ... Released by Cincinnati (9/3/11) ... Signed by Cincinnati to the practice squad (9/4/11) ... Released by Cincinnati (8/31/12) ... Signed by New England to the practice squad (9/1/12) ... Signed by New England to the 53-man roster from the practice squad (11/28/12).

SEASONAL REVIEWS

2012 (1/0)

- ★ Appeared in his first NFL game on special teams in the loss vs. San Francisco (12/16).
- ★ Was inactive vs. Houston (12/10) and at Miami (12/2).

2011 (0/0 – Cincinnati)

- ★ Spent the regular and postseason season as a member of the practice squad.

2010 (0/0 – Cincinnati)

- ★ Joined the practice squad for the final five games of the season after playing for the Florida Tuskers in the United Football League.

COLLEGE

- ★ Played four seasons on the defensive line at Brown.
- ★ Recorded 53 total tackles, one interception, two fumble recoveries and led the team in sacks (5.0) and tackles for loss (16) as a senior.
- ★ As a junior, posted 34 tackles, 3.0 sacks and 9.5 tackles for loss.

PERSONAL

- ★ Attended Boyertown Area Senior High School (Gilbertsville, Pa.) where he lettered in football and lacrosse.
- ★ Named a football team captain and team MVP.
- ★ Was named first-team all-area and all-county.
- ★ Majored in engineering.



Jeremy EBERT **17**

HT: 6-0 WT: 195
Born: 4/6/1989

Exp. (NFL/Patriots): Rookie Acq: D7b-12 (235th)
College: Northwestern Hometown: Hilliard, Ohio

★ ★ ★ WIDE RECEIVER ★ ★ ★

CAREER TRANSACTIONS

Jeremy Ebert signed by the New England Patriots to the practice squad on Nov. 28, 2012 ... Originally drafted by the New England Patriots in the seventh round (235th overall) of the 2012 NFL Draft ... Released by New England (8/31/12) ... Signed by Philadelphia to the practice squad (9/13/12) ... Released by Philadelphia (9/25/12).

COLLEGE

- ★ Played in 49 career games and started 32 career games, including the last 23 contests.
- ★ Named to 2011 Biletnikoff Award preseason watch list.
- ★ Also named to the Pony Express Award watch list (honors nation's top two- or three-player tandems).
- ★ Caught 156 passes in his career (tying him for eighth place on Northwestern's all-time list with Lee Gissendaner, 1990-93) and 20 career receiving touchdowns, which ranks third on Northwestern's all-time list (two behind Richard Buchanan with 22).

SEASONAL REVIEWS

2011

- ★ Was one of eight Big Ten players on the 2011 Biletnikoff Award watch list.
- ★ Preseason All-Big Ten wide receiver selection by *The Sporting News*.
- ★ Named a preseason first-team All-Big Ten pick by Athlon Sports and Lindy's and a second-team pick by Phil Steele's.
- ★ Also became just the fifth player in school history to top the 2,000-yard mark for career receiving yards in the Nebraska game.
- ★ Northwestern's leading receiver (75 receptions for 1,062 yards) in 2011.
- ★ Had five receptions for 76 yards and a career-best three touchdown grabs at Illinois, and six catches for 108 yards (his fourth career 100-yard game) and two touchdowns at Army.
- ★ Named team's offensive player of the game as well as offensive big playmaker of the game vs. Army, and team's offensive player of the week vs. Illinois.
- ★ Equaled a previous career high with 11 receptions (86 yards) vs. Michigan.
- ★ Established a career best with 13 catches for 107 yards and a touchdown at Iowa.
- ★ Caught five passes for 109 yards, including a 54-yard pass play (longest against the Penn State defense this year).
- ★ At Nebraska, rang up a then-career-high 147 receiving yards (six catches) on the strength of his 81-yard scoring play from Kain Colter.
- ★ Tabled NU's offensive player of the game for his career-best performance (208 receiving yards) against Rice.

2010

- ★ Started all 13 games.

- ★ Northwestern's leading receiver (62 receptions for 953 yards).
- ★ First-team All-Big Ten selection by conference media, honorable mention selection by coaches. Led the Big Ten and ranked 38th nationally with 73.3 receiving yards per game.
- ★ Finished fifth in the conference and tied for 59th nationally in receptions per game (4.8).
- ★ ESPN.com All-Big Ten selection.
- ★ Named to Phil Steele's first-team Midseason and Postseason All-Big Ten squads.
- ★ First-team All-Big Ten offensive choice by College Football News.
- ★ Six of his eight touchdown catches in 2010 covered 20 or more yards.
- ★ Led Northwestern with 111 yards receiving on six catches at Penn State.
- ★ Set career highs against Purdue with 11 receptions for 124 yards.
- ★ At Minnesota, caught seven passes for 105 yards, including a 25-yard fourth-quarter touchdown grab.
- ★ Named Offensive Player of the Game for Rice, Central Michigan and Minnesota games and the Offensive Big Playmaker against Vanderbilt, Purdue and Indiana.

2009

- ★ Played in all 13 games with four starts.
- ★ Offseason surgery (hip) slowed his production earlier in the season.
- ★ In his four starts, had 15 catches for 162 yards.
- ★ Finished sixth on reception list with 21 catches.
- ★ Turned in his best performance of the year in the Outback Bowl with six receptions for 64.

2008

- ★ Finished season with 161 receiving yards on 15 catches with two TD's.
- ★ Made his debut vs. Syracuse, catching a 16-yard touchdown pass from C.J. Bachér in the second quarter for his first collegiate career catch.
- ★ Finished with two receptions for 21 yards.
- ★ Also contributed on special teams.
- ★ Against Ohio, returned his first career kickoff for 18 yards and recorded two special teams tackles.

PERSONAL

- ★ Born Jeremy J. Ebert on April 6, 1989.
- ★ Son of Chip and Colleen Ebert, and Joanie Hershiser.
- ★ Father, Chip, is the athletics director at Darby.
- ★ Majored in learning and organizational change.

★ ★ ★ ★ ★ **JEREMY EBERT** ★ ★ ★ ★ ★

Pos: WR Ht: 6-0 Wt: 195 Year: R Acq: D7B-12 (235th) College: Northwestern Born: 4/6/89

REGULAR SEASON			RECEIVING				
Year	Team	G/S	Rec	Yds	Avg	Lg	TD
2008	Northwestern	13/0	15	161	10.7	36	2
2009	Northwestern	13/4	21	226	10.8	28	0
2010	Northwestern	13/13	62	953	15.4	45	8
2011	Northwestern	13/13	75	1060	14.1	90	11
Totals-		52/30	173	2400	13.8	90	21

Players



Andre HOLMES **13**

HT: 6-4 WT: 223
 Born: 6/16/1988 Exp. (NFL/Patriots): 2/1
 GP/GS (Playoffs): 7/0 (0/0) Acq: FA-12
 College: Hillsdale Hometown: Elk Grove, Ill.

★ ★ ★ **WIDE RECEIVER** ★ ★ ★

CAREER TRANSACTIONS

Andre Holmes was signed by the New England Patriots to the practice squad on January 8, 2013 ... Originally signed by Minnesota as a rookie free agent (7/27/11) ... Released by Minnesota (8/29/11) ... Signed by Dallas to the practice squad (9/5/11) ... Signed by Dallas to the 53-man roster from the practice squad (12/9/11) ... Released by Dallas (11/25/12) ... Signed by Dallas to the practice squad (11/27/12).

SEASONAL REVIEWS

2011 (7/0 - Dallas)

- ★ Made the Dallas 53-man roster coming out of training camp and played in seven games and had two receptions for 11 yards.
- ★ Was released by Dallas on Nov. 25 and signed to the practice squad on Nov. 27.

2011 (0/0 - Dallas)

igned with Minnesota as a rookie free agent but was released by the Vikings at the end of training camp.

- ★ Signed by Dallas to the practice squad on Sept. 5.
- ★ Signed by Dallas to the 53-man roster on Dec. 9 but was inactive for the final four games of the season.

COLLEGE

- ★ Had the most productive season in school history, setting school records with 104 receptions for 1,368 yards.
- ★ Started all 12 games as a senior and had a career-best average of 114 yards per game and set a school record in the postseason game at St. Cloud State with 16 receptions.
- ★ Started all 12 games as a junior and was a first-team All-GLIAC after he had 77 receptions for 1,076 yards.
- ★ Became a starter as a sophomore after playing in all 11 games as a redshirt freshman.

PERSONAL

- ★ Born June 16, 1988.
- ★ Started one year at wide receiver in high school.
- ★ Father, Kevin Holmes, played college basketball for DePaul in the 1980s.
- ★ Earned his degree in physical education.





Colin
MILLER

69

HT: 6-3 WT: 300

Born: 11/22/1987 Exp. (NFL/Patriots): First Year

GP/GS (Playoffs): 0/0 (0/0) Acq: FA-12

College: Central Michigan Hometown: Centerville, Va.

★ ★ ★ OFFENSIVE LINE ★ ★ ★

CAREER TRANSACTIONS

Colin Miller was signed by New England to the practice squad on Dec. 4, 2012 ... Originally signed by Pittsburgh as a rookie free agent (7/26/11) ... Released by Pittsburgh (9/2/11) ... Signed by Oakland (5/8/12) ... Released by Oakland (8/31/12) ... Signed by Oakland to the practice squad (9/3/12) ... released by Oakland from the practice squad (10/23/12).

SEASONAL REVIEWS

2012 (0/0 – Oakland)

★ Went to training camp with Oakland but was released at the end of training camp.

★ Was signed to the Oakland practice squad on Sept. 3 and released from the practice squad on Oct. 23.

2012 (0/0 – Oakland)

★ Went to training camp with Pittsburgh after joining the Steelers as a rookie free agent.

★ Was released prior to the start of the regular season and spent the season out of football.

COLLEGE

★ Played in 47 games with 46 starts at center for Central Michigan.

★ Named All-MAC second team in 2010 and 2009.

★ Was elected a co-captain as a senior.

★ Started all 14 games in 2007 as a freshman after being redshirted in 2006.


PERSONAL

★ Born November 22, 1987.

★ Three-year starter at Centerville High School (Va.).

★ Played both center and defensive line in high school.

★ Also was a co-captain of the wrestling team.



Cyhl
QUARLES

30

HT: 6-3 WT: 212

Born: 4/6/1989 Exp. (NFL/Patriots):

GP/GS (Playoffs): 0/0 (0/0) Rookie Acq: FA-12

College: Wake Forest Hometown: Norcross, Ga.

★ ★ ★ SAFETY ★ ★ ★

PRONOUNCED Kyle

CAREER TRANSACTIONS

Cyhl Quarles was signed by the New England Patriots to the practice squad on Dec. 26, 2012 ... Originally signed by Baltimore as a rookie free agent (5/11/12) ... Released by Baltimore (8/31/12) ... Signed by the New England Patriots to the practice squad (9/12/12) ... Released by New England (9/28/12).

COLLEGE

★ In 50 career games at Wake Forest, he totaled 239 tackles, two interceptions, six passes defended, two fumble recoveries and one forced fumble.

★ As a senior in 2011, he finished first on the team with 101 tackles.

★ Played in all 12 games as a junior and finished second on the team with 71 total tackles.

★ Started as a sophomore and ranked second on the team with 62 tackles.

★ Played on special teams as a redshirt freshman.

★ Redshirted in 2007.

PERSONAL

★ Born April 6, 1989 in Norcross, Ga.

★ Majored in sociology at Wake Forest.

PERSONAL

★ Son of Darlene Williams.

★ Born on March 19, 1990.

★ Majored in communications.





Tracy ROBERTSON 93

HT: 6-4 WT: 280

Born: 9/26/1989 Exp. (NFL/Patriots): Rookie

GP/GS (Playoffs): 0/0 (0/0) Acq: FA-12

College: Baylor Hometown: Houston, Texas

★ ★ ★ DEFENSIVE LINE ★ ★ ★

CAREER TRANSACTIONS

Tracy Robertson was signed by the New England Patriots to the practice squad on Jan. 1, 2013 ... Originally signed by Houston as a rookie free agent (5/14/12) ... Released by Houston (7/29/12) ... Signed by Detroit (8/1/12) ... Released by Detroit (8/31/12).

- ★ Totaled 23 tackles and a team-leading 5.5 sacks.
- ★ Played as a true freshman in 2008, seeing action in nine games as a backup defensive lineman.
- ★ Was credited with five tackles and one quarterback hurry.


COLLEGE

- ★ Was a four-year letterman and three-year starter on the Baylor defensive line.
- ★ Played in 44 career games with 27 career starts.
- ★ As a senior in 2011, played in all 13 games and started in 11 at defensive tackle.

PERSONAL

- ★ Born Sept. 26, 1989 in Houston, Texas
- ★ Majored in speech communications.





Jeff TARPINIAN

53

HT: 6-3 WT: 240
 Born: 10/16/1987 Exp. (NFL/Patriots): 2/2
 GP/GS (Playoffs): 10/1 (0/0) Acq: FA-11
 College: Iowa Hometown: Omaha, Neb.

★ ★ ★ LINEBACKER ★ ★ ★

CAREER TRANSACTIONS

Jeff Tarpinian was signed by the New England Patriots to the practice squad on Nov. 13, 2012 ... Originally signed by New England as a rookie free agent (7/27/11) ... Released by New England (8/31/12) ... Signed by New England to the practice squad (9/1/12) ... Signed by New England to the 53-man roster from the practice squad (10/20/12) ... Released by New England (11/12/12).

SEASONAL REVIEWS

2012 (3/0)

★ Made his season debut on special teams in the overtime win vs. N.Y. Jets (10/21).

2011 (7/1, 0/0)

★ Made the 53-man roster after joining the team as a rookie free agent.

★ Appeared in seven games and made one start. Finished the season with four tackles on defense and eight special teams tackles.

★ Placed on Injured Reserve with a head injury on Nov. 24, 2011.

★ Inactive due to injury vs. Kansas City (11/21).

★ Made his first career start at linebacker and registered four tackles in a win at the N.Y. Jets (11/13) on Sunday Night Football.

★ Saw his first NFL action vs. Buffalo (9/25).

COLLEGE

★ Began his college career at Iowa as a defensive back before moving to linebacker during the spring of 2007 following his redshirt freshman season.

★ Was a top special teams player as well as a starter at linebacker during his career.

★ Recorded 97 total tackles, two sacks, one forced fumble and one fumble recovery.

PERSONAL

★ Born Oct. 16, 1987 in Omaha, Neb.

★ Was named the Nebraska Gatorade Player of the Year and won a pair of state titles as an option quarterback.

★ Majored in Accounting.

★ ★ ★ ★ ★ JEFF TARPINIAN ★ ★ ★ ★ ★

Pos: LB Ht: 6-3 Wt: 240 Year: 2nd Acq: FA-11 College: Iowa Born: 10/16/87

REGULAR SEASON		TACKLES						INTERCEPTIONS					MISCELLANEOUS					
Year	Team	G/S	TT	UT	A	S	Yds	No	Yds	Avg	Lg	TD	PD	FF	FR	Yds	TD	SpT
2011	Patriots	7/1	4	4	0	0.0	0.0	0	0	0.0	0	0	0	0	0	0	0	8
2012	Patriots	3/0	1	1	0	0.0	0.0	0	0	0.0	0	0	0	0	0	0	0	0
Totals - 2 years		10/1	5	5	0	0.0	0.0	0	0	0.0	0	0	0	0	0	0	0	8
POSTSEASON		TACKLES						INTERCEPTIONS					MISCELLANEOUS					
Year	Team	G/S	TT	UT	A	S	Yds	No	Yds	Avg	Lg	TD	PD	FF	FR	Yds	TD	SpT
2011	Patriots	0/0																
Totals - 1 year		0/0	0	0	0	0.0	0.0	0	0	0.0	0	0	0	0	0	0	0	0





Shun
WHITE

82

HT: 5-8 WT: 195
Born: 12/9/85 Exp. (NFL/Patriots): 1/1
GP/GS (Playoffs): 0/0 (0/0) Acq: FA-09
College: Navy Hometown: Memphis, Tenn.

★ ★ ★ WIDE RECEIVER ★ ★ ★

PRO

Shun White was signed by the New England Patriots as an undrafted free agent on May 4, 2009 ... Placed on Reserve/Military List on August 17, 2009.

COLLEGE

- ★ As a senior in 2008, played in all 13 games and led Navy in rushing with 1,092 yards on 132 carries and eight rushing touchdowns.
- ★ Caught four passes for 92 yards and one touchdown.
- ★ As a junior in 2007, played in 12 games and made two starts.
- ★ Tallied 620 rushing yards on 78 rushes and seven touchdowns.
- ★ Also caught eight passes for 118 yards and one touchdown.

★ Posted a career best 131 rushing yards on just seven carries at North Texas.

★ As a sophomore in 2006, played in all 13 games and registered 48 carries for 578 yards (11.3 avg) and five touchdowns.


★ As a freshman in 2005, played in three games, including significant action in the Poinsettia Bowl.

PERSONAL

- ★ Shun Terrell White was born on December 9, 1985.
- ★ Attended Raleigh-Egypt (Memphis, Tenn.) High School and was a three-year letter-winner in football and track.
- ★ Was an all-state selection in both football and track as a senior and served as team captain in both sports.
- ★ Member of the state championship track team in his senior year.



★ ★ ★ EXEMPT/LEFT SQUAD ★ ★ ★



Tony

FIAMMETTA

42

HT: 6-0 WT: 250
 Born: 8/22/1986 Exp. (NFL/Patriots): 4/1
 GP/GS (Playoffs): 34/17 (0/0) Acq: FA-12
 College: Syracuse Hometown: Walkersville, Md.

★ ★ ★ FULLBACK ★ ★ ★

PRONOUNCED FEE-uh-met-uh

CAREER TRANSACTIONS

Tony Fiammetta was signed by the New England Patriots as a free agent on March 30, 2012 ... Originally drafted by Carolina in the fourth round (128th overall) of the 2009 NFL Draft ... Waived by Carolina (9/3/11) ... Claimed off waivers and awarded to Dallas from Carolina (9/5/11).

CAREER HIGHLIGHTS

- ★ Has played in 34 games with 17 starts over his career.
- ★ Helped Carolina finish 13th in the league in rushing offense in 2010.
- ★ Made his first NFL start vs. Buffalo (11/25/09).

SEASONAL REVIEWS

2012 (0/0)

- ★ Placed on Exempt/Left Squad List on Aug. 4, 2012.

2011 (10/6 – Dallas)

- ★ Played in 10 games with six starts, finishing with four carries for four yards and three catches for 39 yards.
- ★ Went to training camp with Carolina but was waived prior to the start of the regular season and claimed off waivers by

Dallas on Sept. 5.

2010 (14/9 – Carolina)

- ★ Played in 14 games with nine starts at fullback, finishing with seven carries for 22 yards and five receptions for 34 yards.
- ★ Helped Carolina finish 13th in the league in rushing offense.
- ★ Placed on Injured Reserve (12/31) with an ankle injury.

2009 (10/2 – Carolina)

- ★ Played in 10 games with two starts as a rookie.
- ★ Made his first NFL start vs. Buffalo (11/25).

COLLEGE

- ★ Played in 45 games with 18 starts at fullback for Syracuse, finishing with 16 rushes for 89 yards and 28 receptions for 202 yards and one touchdown.
- ★ Recorded 108 knockdown blocks and 11 blocks resulting in touchdowns during final two seasons.

PERSONAL

- ★ Attended Walkersville (Md.) High School.
- ★ Majored in history at Syracuse.

★ ★ ★ ★ ★ TONY FIAMMETTA ★ ★ ★ ★ ★

Pos: FB Ht: 6-4 Wt: 250 Year: 4th Acq: FA-12 College: Syracuse Born: 8/22/86

REGULAR SEASON		RUSHING						RECEIVING				
Year	Team	G/S	NO	Yds	Avg	Lg	TD	NO	Yds	Avg	Lg	TD
2010	Carolina	10/2	0	0	0.0	0	0	0	0	0.0	0	0
2010	Carolina	14/9	7	22	3.1	11	0	5	34	6.8	11	0
2011	Dallas	10/6	4	4	1.0	3	0	3	39	13.0	15	0
Totals - 3 years		34/17	11	1,473	11.9	46	13	8	73	9.1	15	0





Brian WATERS

HT: 6-3 WT: 320
 Born: 2/18/1977 Exp. (NFL/Patriots): 13/2
 GP/GS (Playoffs): 179/165 (6/6) Acq: FA-11
 College: North Texas Hometown: Waxahachie, Texas

PRO BOWLS

★ ★ ★ GUARD ★ ★ ★



CAREER TRANSACTIONS

Brian Waters was signed by the New England Patriots as a free agent on Sept. 4, 2011 ... Originally signed by Dallas as a rookie free agent (4/23/99) ... Released by Dallas (9/5/99) ... Signed by Kansas City as a free agent (3/6/00) ... Released by Kansas City (7/28/11).

CAREER HIGHLIGHTS

- ★ Named the Walter Payton NFL Man of the Year in 2009.
- ★ Selected to six Pro Bowls (2004, 2005, 2006, 2008, 2010, 2011).

SEASONAL REVIEWS

2011 (16/16, 3/3)

- ★ Started all 16 regular season at right guard in 2011.
- ★ Started all three playoff games at right guard.
- ★ Selected to his sixth career Pro Bowl in his first season with the Patriots.
- ★ Started and helped pave the way for a Patriots rushing attack that gained 157 yards on the ground in a win vs. Kansas City (11/21) on Monday Night Football.
- ★ Started at guard as part of an offensive line that helped Tom Brady to a personal and franchise best 517 passing yards and a franchise record 622 total yards in the season opener at Miami (9/12).
- ★ Started and blocked as part of an offensive line that set team records for postseason points (45) and yards (509) in Divisional playoff win vs. Denver (1/14).

2010 (16/16, 1/1 – Kansas City)

- ★ Played and started in 16 games at left guard and helped the Chiefs to an AFC West title with a 10-6 record.
- ★ Started in one postseason game.
- ★ Named to his fifth Pro Bowl

2009 (15/15 – Kansas City)

- ★ Started in 15 games at left guard and was inactive for one game.
- ★ Named the 2009 Walter Payton NFL Man of the Year.
- ★ Was inactive due to an injury vs. Cleveland (12/20), ending a streak of 51 consecutive starts dating back to the 2006 season.
- ★ Helped RB Jamaal Charles set the franchise-record for a single-game with 249 yards rushing at Denver (1/3/10).

2008 (16/16 – Kansas City)

- ★ Started all 16 games at left guard.
- ★ Was selected to his fourth Pro Bowl.



EXTRA POINTS

- ★ Played three years at tight end in college before moving to defense as a senior.
- ★ Originally went to training camp with the Dallas Cowboys in 1999 as a tight end.
- ★ Switched to the offensive line when he signed with Kansas City in 2000 and spent the spring with the Berlin Thunder of NFL Europe.
- ★ Earned the 2009 Walter Payton NFL Man of the Year Award for his off-the-field community service in addition to his on-field success.
- ★ Became the first offensive lineman to ever be named AFC Offensive Player of the Week since the honor's inception in 1984 after a dominating performance in a 56-10 win vs. Atlanta (10/24/04) in which the Chiefs registered an NFL-record eight rushing touchdowns.

2007 (16/16 – Kansas City)

- ★ Started all 16 games at left guard.
- ★ Started his 100th game in a Kansas City uniform vs. Tennessee (12/16).

2006 (14/14, 1/1 – Kansas City)

- ★ Started all 14 games that games that he played and one postseason game.
- ★ Earned his third straight Pro Bowl berth.
- ★ Missed two games due to an injury.
- ★ Played in his 100th game vs. Jacksonville (12/31).

2005 (16/16 – Kansas City)

- ★ Started all 16 games at left guard.
- ★ Was selected to his second Pro Bowl and was a first-team All-Pro selection by the Associated Press for a second straight year.
- ★ Part of a Kansas City offense that led the NFL in total offense, averaging 387.0 yards per game.
- ★ Helped RB Larry Johnson set a team-record with 1,750 rushing yards on the season.



2004 (16/16 – Kansas City)

- ★ Started all 16 games at left guard.
- ★ Was selected to his first Pro Bowl and was a first-team All-Pro selection by the Associated Press, *The Sporting News* and *Pro Football Weekly*.
- ★ Joined teammate FB Tony Richardson and San Diego TE Antonio Gates as one of three undrafted players to be selected to the Pro Bowl.
- ★ Played a key role in helping Kansas City lead the NFL in offense for the first time in team history.
- ★ Named the AFC Offensive Player of the Week in helping the Chiefs score an NFL record eight rushing touchdowns vs. Atlanta (10/24) to become the first offensive lineman to ever win the award.

2003 (16/16, 1/1 – Kansas City)

- ★ Started all 16 games at left guard.
- ★ Part of a Chiefs offensive front that helped RB Priest Holmes set an NFL record with 27 rushing touchdowns.
- ★ Started an AFC Divisional Playoff game vs. Indianapolis (1/11/04).

2002 (16/16 – Kansas City)

- ★ Started all 16 games at left guard.
- ★ Was part of a Chiefs offense that led the league by averaging 29.2 points per game and ranked second in the NFL by averaging 375.0 yards per game.
- ★ Helped pave the way for RB Priest Holmes' 1,615 yards rushing.

2001 (16/8 – Kansas City)

- ★ Played in 16 games with eight starts.
- ★ Started one game at center and seven at left guard.
- ★ Also added two special teams tackles.
- ★ Helped RB Priest Holmes rush for an NFL-high 1,555 yards.
- ★ Made his first NFL start vs. Oakland (9/9) at center.
- ★ Worked as a fullback in short-yardage and goal-line situation.
- ★ Started his first career game at left guard vs. Seattle (11/25).

2000 (6/0 – Kansas City)

- ★ Played in six games on special teams.
- ★ Made his NFL debut vs. Buffalo (11/19).



COLLEGE

- ★ Played in 44 career games for North Texas, starting at tight end for three years before switching to defensive line as a senior.
- ★ Hauled in 86 receptions for 975 yards and nine touchdowns in three years on offense.
- ★ Recorded 45 tackles and five sacks on defense.
- ★ Earned first-team All-Big West Conference honors as defensive tackle.

PERSONAL

- ★ Was all-district tight end and defensive end at Waxahachie High School in Waxahachie, Texas.
- ★ Established the "Brian Waters 54 Foundation" in 2005, benefitting children and families.
- ★ Received the 2008 JB Award presented by CBS Host James Brown for his contribution to the community voted by the NFL Players Association and NFL Players.
- ★ Serves as a spokesperson for the NFL's "What Moves U" fitness campaign.
- ★ Married to wife, Yolanda, with children.

2012 SEASON IN REVIEW



2012 FINAL REGULAR-SEASON STATISTICS (12-4)

Head Coach: Bill Belichick • AFC East Division Champions • Home Stadium: Gillette Stadium

DATE	W/L	SCORE	OPPONENT	ATTENDANCE
09/09	W	34-13	at Tennessee	69,143
09/16	L	18-20	Arizona	68,756
09/23	L	30-31	at Baltimore	71,269
09/30	W	52-28	at Buffalo	70,684
10/07	W	31-21	Denver	68,756
10/14	L	23-24	at Seattle	68,137
10/21	W	29-26	New York Jets OT	68,756
10/28	W	45-7	at St. Louis#	84,004
11/11	W	37-31	Buffalo	68,756
11/18	W	59-24	Indianapolis	68,756
11/22	W	49-19	at New York Jets	79,088
12/02	W	23-16	at Miami	72,114
12/10	W	42-14	Houston	68,756
12/16	L	34-41	San Francisco	68,756
12/23	W	23-16	Jacksonville	70,251
12/30	W	28-0	Miami	68,756

Team Statistics

	PATS	OPP
TOTAL FIRST DOWNS	444	340
Rushing	151	100
Passing	256	207
Penalty	37	33
3rd Down: Made/Att	110/226	82/205
3rd Down Pct.	48.7	40.0
4th Down: Made/Att	6/12	9/23
4th Down Pct.	66.7	39.2
POSSESSION AVG.	30:41	29:19
TOTAL NET YARDS	6846	5972
Avg. Per Game	427.9	373.3
Total Plays	1191	1046
Avg. Per Play	5.7	5.7
NET YARDS RUSHING	2184	1630
Avg. Per Game	136.5	271.4
Total Rushes	523	415
NET YARDS PASSING	4662	4342
Avg. Per Game	291.4	271.4
Sacked/Yards Lost	27/182	37/213
Gross Yards	4844	4555
Attempts/Completions	641/402	594/369
Completion Pct.	62.7	62.1
Had Intercepted	9	20
PUNTS/AVERAGE	61/42.4	67/50.3
NET PUNTING AVG.	61:37.9	67:41.6
PENALTIES/YARDS	97/840	101/932
FUMBLES/BALL LOST	14/7	42/21
TOUCHDOWNS	67	38
Rushing	25	10
Passing	34	27
Returns	8	1

Score by Periods	1	2	3	4	OT	TOTAL
Patriots	113	177	103	161	3	557
Opponents	67	81	75	108	0	331

SCORING	TD	Ru	Pa	Rt	PAT	FG	S	TP
Gostkowski	0	0	0	0	66/66	29/35	0	153
Ridley	12	12	0	0	0/0	0/0	0	72
Gronkowski	11	0	11	0	0/0	0/0	0	66
Woodhead	7	4	3	0	0/0	0/0	0	42
Welker	6	0	6	0	0/0	0/0	0	36
Edelman	5	0	3	2	0/0	0/0	0	30
Hernandez	5	0	3	2	0/0	0/0	0	30
Lloyd	5	0	4	1	0/0	0/0	0	30
Brady	4	4	0	0	0/0	0/0	0	24
Vereen	4	3	1	0	0/0	0/0	0	24
Bolden	2	2	0	0	0/0	0/0	0	12
Dennard	1	0	0	1	0/0	0/0	0	6
Gregory	1	0	0	1	0/0	0/0	0	6
Hightower	1	0	0	1	0/0	0/0	0	6
McCourt	1	0	0	1	0/0	0/0	0	6
Stallworth	1	0	1	0	0/0	0/0	0	6
Talib	1	0	0	1	0/0	0/0	0	6
Patriots	67	25	34	8	66/66	29/24	0	557
Opponents	38	10	27	1	38/38	21/24	0	331

2-Pt. Conversions: Patriots 0-1, Opponents: 0-0.

RUSHING	NO	YDS	AVG	LG	TD
Ridley	290	1263	4.4	41	12
Woodhead	76	301	4.0	19	4
Bolden	56	274	4.9	27	2
Vereen	62	251	4.0	16	3
Edelman	4	45	11.3	47	0
Brady	23	32	1.4	7	4
Welker	2	20	10.0	11	0
Hernandez	1	5	5.0	5	0
Hilliard TM	1	2	2.0	2	0
Mallett	8	-9	-1.1	2	0
Patriots	523	2184	4.2	41	25
Opponents	415	1630	3.9	31	10

RECEIVING	NO	YDS	AVG	LG	TD
Welker	118	1354	11.5	59	6
Lloyd	74	911	12.3	53	4
Gronkowski	55	790	14.4	41	11
Hernandez	51	483	9.5	31	5
Woodhead	40	446	11.2	25	3
Edelman	21	235	11.2	56	3
Branch	16	145	9.1	25	0
Vereen	8	149	18.6	83	1
Ridley	6	51	8.5	20	0
Hoomanawanui	5	109	21.8	41	0
Fells	4	85	21.3	35	0
Bolden	2	11	5.5	11	0
Stallworth	1	63	63.0	63	1
Winslow	1	12	12.0	12	0
Patriots	402	4844	12.0	83	34
Opponents	269	4555	12.3	68	27

INTERCEPTIONS	NO	YDS	AVG	LG	TD
McCourt	5	53	10.6	34	0
Wilson	4	87	21.8	45	0
Dennard	3	95	31.7	87	1
Gregory	3	50	16.7	36	0
Talib TM	1	59	59.0	59	1
Chung	2	27	13.5	27	0
Cole	1	0	0.0	0	0
Mayo	1	0	0.0	0	0
Patriots	20	371	18.6	87	2
Opponents	9	112	12.4	63	0

PUNTING	NO	YDS	AVG	NET	TB	IN	LG	BLK
Mesko	60	2585	43.1	37.9	6	28	62	1
Patriots	61	2585	42.4	37.9	6	28	62	1
Opponents	67	3372	50.3	41.6	4	23	66	0

PUNT RETURNS	NO	FC	YDS	AVG	LG	TD
Welker	25	7	243	9.7	31	0
Edelman	17	1	263	15.5	68	1
Patriots	42	8	506	12.0	68	1
Opponents	23	19	154	6.7	25	0

KICK RETURNS	NO	YDS	AVG	LG	TD
McCourt	27	654	24.2	104	1
Edelman	3	38	12.7	32	0
Welker	3	33	11.0	17	0
Slater	2	39	19.5	20	0
Woodhead	2	43	21.5	23	0
Gronkowski	1	0	0.0	0	0
Patriots	38	807	21.2	104	1
Opponents	60	1229	20.5	62	0

Sacks: Ninkovich 8.0, Jones 6.0, Hightower 4.0, Francis 3.0, Mayo 3.0, Scott 3.0, Wilfork 3.0, Cunningham 2.5, Love 1.5, Deaderick 1.0, Martin 1.0, Spikes 1.0.

Patriots 37.0, Opponents 27.0

PASSING	ATT	CMP	YARDS	CMP%	YDS/ATT	TD	TD%	INT	INT%	LG	SK/YDS	RATING
Brady	637	401	4827	63.0	7.58	34	5.3	8	1.3	83	27/182	98.7
Mallett	4	1	17	25.0	4.25	0	0.0	1	25.0	17	0/0	5.2
Patriots	641	402	4844	62.7	7.56	34	5.3	9	1.4	83	27/182	97.7
Opponents	594	369	4555	62.1	7.67	27	4.5	20	3.4	68	37/213	86.9

2012 Season

STARTERS
Offense: WR Wes Welker (12), Julian Edelman (1); LT Nate Solder (16), LG Logan Mankins (10), Donald Thomas (6); C Ryan Wendell (16); RG Dan Connolly (14), Donald Thomas (1), Nick McDonald (1); RT Sebastian Vollmer (15), Marcus Cannon (1); TE Rob Gronkowski (11); Aaron Hernandez (10); Michael Hoomanawanui (6), Daniel Fells (4); QB Tom Brady (16); WR Brandon Lloyd (15), Deion Branch (1); RB Stevan Ridley (12), Danny Woodhead (2), Shane Vereen (1), Aaron Hernandez (1), Michael Hoomanawanui (1); 3rd WR Deion Branch (3), Julian Edelman (2).

Defense: LE Rob Ninkovich (12), Jermaine Cunningham (2), Trevor Scott (2); DT Vince Wilfork (16); DT Kyle Love (11), Brandon Deaderick (5); RE C. Jones (13), Rob Ninkovich (2), Jermaine Cunningham (1); LB Jerod Mayo (16); LB Dont'a Hightower (12), Rob Ninkovich (2), Tracy White (1); LCB Devin McCourty (8), Aqib Talib (5), Alfonzo Dennard (3); RCB Kyle Arrington (12), Alfonzo Dennard (4); S Steve Gregory (12), Devin McCourty (8), Patrick Chung (8), Tavon Wilson (4); 5th DB Marquice Cole (1).

2011 Coaching Staff: Josh Boyer, Cornerbacks; Moses Cabrera, Assistant Strength and Conditioning; Ivan Fears, Running Backs; Brian Flores, Safeties; George Godsey, Tight Ends; Patrick Graham, Defensive Line; Pepper Johnson, Linebackers; Joe Judge, Special Teams Assistant; Josh McDaniels, Offensive Coordinator/Quarterbacks; Harold Nash, Head Strength and Conditioning; Scott O'Brien, Special Teams; Chad O'Shea, Wide Receivers; Matt Patricia, Defensive Coordinator; Dante Scarnecchia, Assistant Head Coach/Offensive Line; Steve Belichick, Coaching Assistant.

Pro Bowl (7): QB Tom Brady (8), TE Rob Gronkowski (2), G Logan Mankins (5), LB Jerod Mayo (2), ST Matthew Slater (2), WR Wes Welker (5), NT Vince Wilfork (5).



2012 FINAL REGULAR-SEASON DEFENSIVE STATISTICS

NAME	TACKLES			SACKS			INTERCEPTIONS				FUMBLES				SPECIAL TEAMS					
	TT	UT	A	S	Yds	QH	Int	Yds	TD	PD	FF	FR	Yds	TD	TT	UT	A	FF	FR	
Jerod Mayo	184	115	69	3.0	24.0	5	1	0	0	3	4	1	0	0	0	0	0	0	0	0
Brandon Spikes	128	84	44	1.0	2.0	5	0	0	0	7	5	0	0	0	0	0	0	0	0	0
Devin McCourty	89	63	26	0.0	0.0	0	5	53	0	13	1	0	0	0	3	3	0	1	0	
Dont'a Hightower	75	51	24	4.0	21.0	9	0	0	0	3	0	2	6	1	0	0	0	0	0	
Kyle Arrington	67	54	13	0.0	0.0	1	0	0	0	11	1	1	0	0	9	9	0	0	0	
Rob Ninkovich	61	47	14	8.0	50.5	11	0	0	0	1	5	4	0	0	0	0	0	0	0	
Vince Wilfork	59	41	18	3.0	32.0	3	0	0	0	6	2	4	0	0	0	0	0	0	0	
Steve Gregory	55	34	21	0.0	0.0	0	3	50	0	5	2	2	32	1	0	0	0	0	0	
Patrick Chung	53	32	21	0.0	0.0	0	2	27	0	5	0	0	0	0	2	1	1	0	0	
Chandler Jones	48	24	24	6.0	33.0	12	0	0	0	5	3	0	0	0	0	0	0	0	0	
Tavon Wilson	48	32	16	0.0	0.0	0	4	87	0	6	0	2	0	0	7	3	4	0	0	
Kyle Love	40	24	16	1.5	4.0	1	0	0	0	0	0	0	0	0	0	0	0	0	0	
Alfonzo Dennard	35	33	2	0.0	0.0	0	3	95	1	7	1	0	0	0	0	0	0	0	0	
Jermaine Cunningham	25	16	9	2.5	20.5	6	0	0	0	0	0	2	0	0	0	0	0	0	0	
Aqib Talib	19	13	6	0.0	0.0	0	1	59	1	2	0	1	0	0	0	0	0	0	0	
Brandon Deaderick	14	8	6	1.0	7.0	2	0	0	0	1	2	0	0	0	0	0	0	0	0	
Sterling Moore	12	11	1	0.0	0.0	0	0	0	0	1	1	1	0	0	0	0	0	0	0	
Marquise Cole	12	10	2	0.0	0.0	0	1	0	0	3	0	0	0	0	7	6	1	0	0	
Trevor Scott	12	10	2	3.0	7.0	4	0	0	0	0	1	0	0	0	3	3	0	0	0	
Justin Francis	10	9	1	3.0	8.0	7	0	0	0	0	0	0	0	0	1	0	1	0	0	
Tracy White	10	8	2	0.0	0.0	0	0	0	0	1	0	0	0	0	4	4	0	0	0	
Ras-I Dowling	7	5	2	0.0	0.0	0	0	0	0	1	0	0	0	0	0	0	0	0	0	
Derrick Martin	3	3	0	1.0	4.0	1	0	0	0	0	0	0	0	0	5	4	1	0	0	
Ron Brace	2	1	1	0.0	0.0	0	0	0	0	0	0	0	0	0	0	0	0	0	0	
Mike Rivera	2	2	0	0.0	0.0	0	0	0	0	0	0	0	0	0	12	6	6	0	0	
Niko Koutouvides	1	0	1	0.0	0.0	0	0	0	0	0	0	0	0	0	8	1	7	0	0	
Jeff Tarpinian	1	1	0	0.0	0.0	0	0	0	0	0	0	0	0	0	0	0	0	0	0	
Nate Ebner	0	0	0	0.0	0.0	0	0	0	0	0	0	0	0	0	17	14	3	0	0	
Bobby Carpenter	0	0	0	0.0	0.0	0	0	0	0	0	0	0	0	0	3	3	0	0	0	
M.Hoamanawanui	0	0	0	0.0	0.0	0	0	0	0	0	0	0	0	0	2	2	0	0	0	
Julian Edelman	0	0	0	0.0	0.0	0	0	0	0	0	0	0	0	0	1	1	0	0	1	
Shane Vereen	0	0	0	0.0	0.0	0	0	0	0	0	0	0	0	0	1	1	0	0	0	
Brandon Bolden	0	0	0	0.0	0.0	0	0	0	0	0	0	0	0	0	6	4	2	0	0	
Malcolm Williams	0	0	0	0.0	0.0	0	0	0	0	0	0	0	0	0	1	1	0	0	0	
Matthew Slater	0	0	0	0.0	0.0	0	0	0	0	0	0	0	0	0	20	12	8	0	0	
Steven Gostkowski	0	0	0	0.0	0.0	0	0	0	0	0	0	0	0	0	3	2	1	0	0	
TOTALS	1072	731	341	37.0	213.0	67	20	371	2	81	28	20	38	2	116	81	35	1	1	

2012 MISCELLANEOUS STATISTICS

FUMBLES - LOST (14-7)

MISC. OFFENSIVE STATS

Player	No.	Lost	Own Rec.	O.B.
Tom Brady	2	0	1	0
Julian Edelman	1	1	0	0
Rob Gronkowski	1	1	0	0
Devin McCourty	1	1	0	0
Stevan Ridley	4	2	0	1
Nate Solder	0	0	1	0
Shane Vereen	1	1	0	0
Wes Welker	3	1	0	1
Danny Woodhead	1	0	0	0
Totals	14	7	1	2

Player	Tkl	Ast	FF	FR
Tom Brady	2	0	0	0
Deion Branch	1	0	0	0
Daniel Fells	1	0	0	0
Julian Edelman	1	0	0	0
Rob Gronkowski	1	0	0	0
Aaron Hernandez	1	0	0	1
Brandon Lloyd	0	0	0	1
Stevan Ridley	1	0	0	0
Sebastian Vollmer	1	0	0	0
Wes Welker	1	0	0	0
Ryan Wendell	1	0	0	0
Totals	11	0	0	2

BLOCKED KICKS

Player	XP	FG	P
	0	0	0
Totals	0	0	0

2012 Season



2012 GAME-BY-GAME TEAM OFFENSE

2012 Season

OFFENSE

DATE	OPPONENT	FIRST DOWNS			NET OFFENSE		RUSHING			PASSING				PENALTY		PUNTS				
		TOTAL	Ru	Pa	Pn	Yds	Plays	Yds	Att	Avg	Net	SYL	Gross	Att-Cmp	Pct	TD-Int	No	Yds	No	Avg
09/09	at Tennessee	25	13	12	0	390	67	162	35	4.6	228	1/8	236	31-23	74.2%	2-0	3	20	4	38.5
09/16	Arizona	25	8	17	0	387	78	90	28	3.2	297	4/19	316	46/28	60.9%	1-1	8	60	6	28.7
09/23	at Baltimore	33	6	19	8	396	77	77	34	2.3	319	2/16	335	41-28	68.3%	1-0	10	83	4	43.0
09/30	at Buffalo	33	19	13	1	580	77	247	40	6.2	333	1/7	340	36-22	61.1%	3-0	1	10	3	39.7
10/07	Denver	35	18	16	1	444	89	251	54	4.6	193	4/30	223	31-23	74.2%	1-0	6	59	3	43.0
10/14	at Seattle	26	5	20	1	475	85	87	26	3.3	388	1/7	395	58-36	62.1%	2-2	6	80	3	44.3
10/21	New York Jets	26	6	17	3	381	74	131	31	4.2	250	1/9	259	42-26	61.9%	2-0	6	40	6	44.8
10/28	at St. Louis	29	9	16	4	473	66	152	28	5.4	321	0/0	321	38-24	63.2%	4-0	8	42	2	56.5
11/11	Buffalo	27	8	14	5	347	68	117	29	4.0	230	1/7	237	38-23	60.5%	2-0	7	73	2	34.5
11/18	Indianapolis	25	5	20	0	446	60	115	25	4.6	331	0/0	331	35-24	68.6%	3-0	4	70	2	57.0
11/22	at New York Jets	25	12	11	2	475	66	152	39	3.9	323	0/0	323	27-18	66.7%	3-0	8	37	3	41.7
12/02	at Miami	25	7	14	4	321	76	108	32	3.4	213	4/25	238	40-24	60.0%	1-1	6	50	3	43.7
12/10	Houston	27	9	15	3	419	70	130	33	3.9	289	1/7	296	36-21	58.3%	4-1	6	56	5	48.0
12/16	San Francisco	32	8	22	2	520	92	95	24	4.0	425	3/18	443	65-36	55.4%	1-2	8	73	5	45.6
12/23	at Jacksonville	23	6	15	2	349	71	103	27	3.8	246	3/21	267	41-24	58.5%	2-2	4	39	5	47.8
12/30	Miami	28	12	15	1	443	75	167	38	4.4	276	1/8	284	36-22	61.1%	2-0	6	48	5	35.6
Regular Season Totals		444	151	256	37	6846	1191	2184	523	4.2	4662	27/182	4844	641-402	62.7%	34-9	97	840	61	42.4
01/13	Houston	24	8	15	1	457	65	122	24	5.1	335	1/9	344	40-25	62.5%	3-0	5	56	5	52.8
01/20	Baltimore	28	6	19	3	428	82	108	28	3.9	320	0/0	320	54-29	53.7%	1-2	4	40	5	35.8
Postseason Totals		52	14	34	4	885	147	230	52	4.4	655	1/9	664	94-54	57.4%	4-2	9	96	10	44.3



2012 GAME-BY-GAME TEAM DEFENSE

DATE	OPPONENT	FIRST DOWNS			NET OFFENSE		RUSHING			PASSING				PENALTY		PUNTS				
		TOTAL	Ru	Pa	Pn	Yds	Plays	Yds	Att	Avg	Net	S/YL	Gross	Att-Cmp	Pct	TD-Int	No	Yds	No	Avg
09/09	at Tennessee	16	1	13	2	284	61	20	16	1.3	264	2/8	272	43-29	67.4%	1-1	3	30	4	52.3
09/16	Arizona	16	8	7	1	242	61	102	32	3.2	140	2/0	140	27-15	55.6%	1-0	5	39	6	46.7
09/23	at Baltimore	28	6	17	5	503	65	121	26	4.7	382	0/0	382	39-28	71.8%	3-1	14	135	3	45.3
09/30	at Buffalo	19	4	15	0	438	69	98	27	3.6	340	3/10	350	39-22	56.4%	4-4	3	17	5	41.8
10/07	Denver	22	5	16	1	394	66	70	20	3.5	324	2/13	337	44-31	70.5%	3-0	4	21	3	45.7
10/14	at Seattle	17	4	11	2	368	55	85	26	3.3	283	2/10	293	27-16	59.3%	3-0	4	35	4	60.0
10/21	New York Jets	26	7	16	3	403	78	106	33	3.2	297	4/31	328	41-28	68.3%	1-1	8	60	3	56.7
10/28	at St. Louis	17	7	9	1	326	57	107	23	4.7	219	2/25	244	32-23	71.9%	1-2	12	102	4	48.8
11/11	Buffalo	35	11	20	4	481	71	162	28	5.8	319	3/18	337	40-27	67.5%	2-1	14	148	2	50.0
11/18	Indianapolis	28	9	16	3	448	75	119	24	5.0	329	1/5	334	50-27	54.0%	2-3	1	5	3	46.3
11/22	at New York Jets	25	6	15	4	405	67	119	29	4.1	286	2/15	301	36-26	72.2%	1-1	5	35	4	49.5
12/02	at Miami	15	7	7	1	277	59	101	27	3.7	176	3/10	186	29-13	44.8%	0-0	7	77	5	51.8
12/10	Houston	19	7	10	2	323	65	100	27	3.7	223	2/24	247	36-21	58.3%	0-1	7	70	7	49.3
12/16	San Francisco	19	7	11	1	388	65	180	39	4.6	208	1/13	221	25-14	56.0%	4-1	6	88	5	56.6
12/23	at Jacksonville	22	7	13	2	436	75	93	23	4.0	343	1/5	348	51-29	56.9%	1-3	5	47	4	56.5
12/30	Miami	16	4	11	1	256	57	47	15	3.1	209	7/26	235	35-20	57.1%	0-1	3	23	5	49.4
Regular Season Totals		340	100	207	33	5972	1046	1630	415	3.9	4342	37/213	4555	594-369	62.1%	27-20	101	932	67	50.3
01/13	Houston	25	5	19	1	425	75	91	23	4.0	334	1/9	343	51-34	66.7%	2-1	3	20	5	36.4
01/20	Baltimore	25	9	15	1	356	71	121	33	3.7	235	2/5	240	36-21	58.3%	3-0	5	60	7	44.7
Postseason Totals		50	14	34	2	781	146	212	56	3.8	569	3/14	583	87-55	63.2%	5-1	8	80	12	41.3

2012 Season



2012 GAME-BY-GAME STATISTICS

PASSING STATISTICS

TOM BRADY

Date	Opponent	Att	Cmp	Yds	Pct	TD	Lg	Int	S	Yds	Rating
09/09	at Tennessee	31	23	236	74.2%	2	28	0	1	8	117.1
09/16	Arizona	46	28	316	60.9%	1	36	1	4	19	79.6
09/23	at Baltimore	41	28	335	68.3%	1	59	0	2	16	101.2
09/30	at Buffalo	36	22	340	61.1%	3	41	0	1	7	120.1
10/07	Denver	31	23	223	74.2%	1	25	0	4	30	116.2
10/14	at Seattle	58	36	395	62.1%	2	46t	2	1	7	79.3
10/21	New York Jets	42	26	259	61.9%	2	21	0	1	9	95.2
10/28	at St. Louis	35	23	304	65.7%	4	32	0	0	0	131.1
11/11	Buffalo	38	23	237	60.5%	2	24	0	1	7	96.1
11/18	Indianapolis	35	24	331	68.6%	3	36	0	0	0	127.2
11/22	at New York Jets	27	18	323	66.7%	3	83t	0	0	0	144.5
12/02	at Miami	40	24	238	60.0%	1	31	1	4	25	74.8
12/10	Houston	35	21	296	60.0%	4	63t	0	1	7	125.4
12/16	San Francisco	65	36	443	55.4%	1	53	2	3	18	68.9
12/23	at Jacksonville	41	24	267	58.5%	2	32	2	3	21	73.9
12/30	Miami	36	22	284	61.1%	2	25	0	1	8	104.4
Regular Season Totals		637	401	4827	63.0%	34	83t	8	27	182	98.7
01/13	Houston	40	25	344	62.5%	3	47	0	1	9	115.0
01/20	Baltimore	54	29	320	53.7%	1	36	2	0	0	62.3
Postseason Totals		94	54	664	57.4%	4	47	2	1	9	84.7

RYAN MALLET

Date	Opponent	Att	Cmp	Yds	Pct	TD	Lg	Int	S	Yds	Rating
09/09	at Tennessee										
09/16	Arizona										
09/23	at Baltimore										
09/30	at Buffalo										
10/07	Denver										
10/14	at Seattle										
10/21	New York Jets										
10/28	at St. Louis	3	1	17	33.3%	0	17	0	0	0	53.5
11/11	Buffalo										
11/18	Indianapolis	0	0	0							
11/22	at New York Jets	0	0	0							
12/02	at Miami										
12/10	Houston	1	0	0	0.0%	0	0	1	0	0	0.0
12/16	San Francisco										
12/23	at Jacksonville										
12/30	Miami										
Regular Season Totals		4	1	17	25.0%	0	17	1	0	0	5.2



2012 GAME-BY-GAME STATISTICS

RUSHING STATISTICS

Date	Opponent	STEVEN RIDLEY					DANNY WOODHEAD					BRANDON BOLDEN				
		No	Yds	Avg	Lg	TD	No	Yds	Avg	Lg	TD	No	Yds	Avg	Lg	TD
09/09	at Tennessee	21	125	6.0	17	1	6	20	3.3	6	0	5	11	2.2	9	0
09/16	Arizona	18	71	3.9	20	0	8	18	2.3	10	0	0	0	0.0	0	0
09/23	at Baltimore	13	37	2.8	14	0	15	34	2.3	6	1	2	4	2.0	2t	1
09/30	at Buffalo	22	106	4.8	13	2	0	0	0.0	0	0	16	137	8.6	27	1
10/07	Denver	28	151	5.4	20	1	7	47	6.7	19	0	14	54	3.9	24	0
10/14	at Seattle	16	34	2.1	6	0	4	25	6.3	9	0	6	28	4.7	13	0
10/21	New York Jets	17	65	3.8	12	0	6	17	2.8	8	0	Inactive				
10/28	at St. Louis	15	127	8.5	41	1	2	3	1.5	2	0	Inactive				
11/11	Buffalo	22	98	4.5	24	1	1	15	15.0	15t	1	Did Not Play				
11/18	Indianapolis	13	28	2.2	11	1	0	0	0.0	0	0	Did Not Play				
11/22	at New York Jets	21	97	4.6	9t	1	2	8	4.0	8	0	Did Not Play				
12/02	at Miami	19	71	3.7	11	1	6	24	4.0	13	0	Did Not Play				
12/10	Houston	18	72	4.0	14t	1	1	4	4.0	4	0	2	11	5.5	6	0
12/16	San Francisco	9	23	2.6	15	0	12	61	5.1	15	2	0	0	0.0	0	0
12/23	at Jacksonville	18	84	4.7	16	0	3	7	2.3	4	0	5	3	0.6	4	0
12/30	Miami	20	74	3.7	13	2	3	18	6.0	11	0	6	26	4.3	24	0
Regular Season Totals		290	1263	4.4	41	12	76	301	4.0	19	4	56	274	4.9	27	2
01/13	Houston	15	82	5.5	23	1	1	0	0.0	0	0	0	0	0.0	0	0
01/20	Baltimore	18	70	3.9	9	0	3	11	3.7	7	0	0	0	0.0	0	0
Postseason Totals		33	152	4.6	23	1	4	11	2.8	7	0	0	0	0.0	0	0

Date	Opponent	SHANE VEREEN					JULIAN EDELMAN					TOM BRADY				
		No	Yds	Avg	Lg	TD	No	Yds	Avg	Lg	TD	No	Yds	Avg	Lg	TD
09/09	at Tennessee	Inactive					0	0	0.0	0	0	2	1	0.5	2	0
09/16	Arizona	Inactive					0	0	0.0	0	0	1	-1	-1.0	-1	0
09/23	at Baltimore	Inactive					2	-5	-2.5	8	0	2	7	3.5	7	0
09/30	at Buffalo	1	0	0.0	0	0	Inactive					1	4	4.0	4t	1
10/07	Denver	1	1	1.0	1t	1	Inactive					4	-2	-0.5	1t	1
10/14	at Seattle	0	0	0.0	0	0	Inactive					0	0	0.0	0	0
10/21	New York Jets	8	49	6.1	16	0	0	0	0.0	0	0	0	0	0.0	0	0
10/28	at St. Louis	7	22	3.1	14	1	0	0	0.0	0	0	1	3	3.0	0	0
11/11	Buffalo	5	5	1.0	5	0	0	0	0.0	0	0	1	-1	-1.0	0	0
11/18	Indianapolis	11	40	3.6	13	1	1	47	47.0	47	0	0	0	0.0	0	0
11/22	at New York Jets	10	42	4.2	13	0	1	3	3.0	3	0	3	5	1.7	2	1
12/02	at Miami	3	14	4.7	8	0	0	0	0.0	0	0	4	-1	-0.3	2	0
12/10	Houston	8	40	5.0	11	0	Placed on I.R. 12/4/12					1	6	6.0	6	0
12/16	San Francisco	0	0	0.0	0	0	3	11	3.7	5	1	0	0	0.0	0	0
12/23	at Jacksonville	0	0	0.0	0	0	0	0	0.0	0	0	0	0	0.0	0	0
12/30	Miami	8	38	4.8	9	0	0	0	0.0	0	0	0	0	0.0	0	0
Regular Season Totals		56	274	4.9	27	2	4	45	11.3	47	0	23	32	1.4	7	4
01/13	Houston	7	41	5.9	22	1	1	-1	-1.0	-1	0	1	-1	-1.0	-1	0
01/20	Baltimore	4	16	4.0	7	0	2	5	2.5	3	0	0	0	0.0	3	0
Postseason Totals		11	57	5.2	22	1	0	0	0.0	0	0	3	4	1.3	3	0

Date	Opponent	WES WELKER					AARON HERNANDEZ					LEX HILLIARD				
		No	Yds	Avg	Lg	TD	No	Yds	Avg	Lg	TD	No	Yds	Avg	Lg	TD
09/09	at Tennessee	0	0	0.0	0	0	1	5	5.0	5	0	0	0	0.0	0	0
09/16	Arizona	0	0	0.0	0	0	0	0	0.0	0	0	1	2	2.0	2	0
09/23	at Baltimore	0	0	0.0	0	0	Inactive					Released 9/19/12				
09/30	at Buffalo	0	0	0.0	0	0	Inactive									
10/07	Denver	0	0	0.0	0	0	Inactive									
10/14	at Seattle	0	0	0.0	0	0	0	0	0.0	0	0					
10/21	New York Jets	0	0	0.0	0	0	0	0	0.0	0	0					
10/28	at St. Louis	0	0	0.0	0	0	Inactive									
11/11	Buffalo	0	0	0.0	0	0	Inactive									
11/18	Indianapolis	0	0	0.0	0	0	Inactive									
11/22	at New York Jets	0	0	0.0	0	0	0	0	0.0	0	0					
12/02	at Miami	0	0	0.0	0	0	0	0	0.0	0	0					
12/10	Houston	0	0	0.0	0	0	0	0	0.0	0	0					
12/16	San Francisco	0	0	0.0	0	0	0	0	0.0	0	0					
12/23	at Jacksonville	1	9	9.0	9	0	0	0	0.0	0	0					
12/30	Miami	1	11	11.0	11	0	0	0	0.0	0	0					
Regular Season Totals		2	20	10.0	11	0	1	5	5.0	5	0	1	2	2.0	2	0
01/13	Houston	0	0	0.0	0	0	0	0	0.0	0	0					
01/20	Baltimore	0	0	0.0	0	0	1	6	6.0	6	0					
Postseason Totals		0	0	0.0	0	0	1	6	6.0	6	0	0	0	0.0	0	0

Other Rushing Statistics:

Ryan Mallett - Total: 8 rushes for -9 yards. 3(-3) at St. Louis (10/28), 2(-3) at NY Jets (11/22), 3(-3) vs. Houston (12/10).



2012 GAME-BY-GAME STATISTICS

RECEIVING STATISTICS

Date	Opponent	WES WELKER					BRANDON LLOYD					ROB GRONKOWSKI				
		No	Yds	Avg	Lg	TD	No	Yds	Avg	Lg	TD	No	Yds	Avg	Lg	TD
09/09	at Tennessee	3	14	4.7	8	0	5	69	13.8	27	0	6	60	10.0	28	1
09/16	Arizona	5	95	19.0	36	0	8	60	7.5	12	0	6	75	12.5	22	1
09/23	at Baltimore	8	142	17.8	59	0	9	108	12.0	22	0	2	21	10.5	12	0
09/30	at Buffalo	9	129	14.3	26	0	3	50	16.7	25t	1	5	104	20.8	41	1
10/07	Denver	13	104	8.0	15	1	3	34	11.3	15	0	4	35	8.8	13	0
10/14	at Seattle	10	138	13.8	46t	1	6	80	13.3	23	0	6	61	10.2	20	0
10/21	New York Jets	6	66	11.0	21	0	1	6	6.0	6	0	6	78	13.0	19	2
10/28	at St. Louis	6	48	8.0	11	0	2	28	14.0	19t	2	8	146	18.3	32	2
11/11	Buffalo	6	74	12.3	23	0	5	45	9.0	12	0	3	31	10.3	24	1
11/18	Indianapolis	7	80	11.4	18	0	4	45	11.3	15	0	7	137	19.6	36	2
11/22	at New York Jets	7	71	10.1	28	1	3	26	8.7	12	0	Inactive				
12/02	at Miami	12	103	8.6	14	1	1	10	10.0	10	0	Inactive				
12/10	Houston	3	52	17.3	25	0	7	89	12.7	37t	1	Inactive				
12/16	San Francisco	5	56	11.2	15	0	10	190	19.0	53	0	Inactive				
12/23	at Jacksonville	10	88	8.8	25	1	6	62	10.3	16	0	Inactive				
12/30	Miami	8	94	11.8	23	1	1	9	9.0	9	0	2	42	21.0	23t	1
Regular Season Totals		118	1354	11.5	59	6	74	911	12.3	53	4	55	790	14.4	41	11
01/13	Houston	8	131	16.4	47	0	5	32	6.4	8	1	0				
01/20	Baltimore	8	117	14.6	36	1	7	70	10.0	16	0	Placed on IR 1/17/13				
Postseason Totals		16	248	15.5	47	1	12	102	8.5	16	1	0	0	0.0	0	0

Date	Opponent	AARON HERNANDEZ					DANNY WOODHEAD					JULIAN EDELMAN				
		No	Yds	Avg	Lg	TD	No	Yds	Avg	Lg	TD	No	Yds	Avg	Lg	TD
09/09	at Tennessee	6	59	9.8	23t	1	0	0	0.0	0	0	1	7	7.0	7	0
09/16	Arizona	0	0	0.0	0	0	1	12	12.0	12	0	5	50	10.0	17	0
09/23	at Baltimore	Inactive					1	9	9.0	9	0	4	28	7.0	15	1
09/30	at Buffalo	Inactive					2	23	11.5	17t	1	Inactive				
10/07	Denver	Inactive					1	25	25.0	25	0	Inactive				
10/14	at Seattle	6	30	5.0	10	1	5	46	9.2	22	0	Inactive				
10/21	New York Jets	5	54	10.8	17	0	4	29	7.3	20	0	2	7	3.5	5	0
10/28	at St. Louis	Inactive					5	56	11.2	24	0	1	8	8.0	8	0
11/11	Buffalo	Inactive					4	46	11.5	18t	1	0	0	0.0	0	0
11/18	Indianapolis	Inactive					0	0	0.0	0	0	5	58	11.6	18	1
11/22	at New York Jets	2	36	18.0	28	0	1	11	11.0	11	0	2	64	32.0	56t	1
12/02	at Miami	8	97	12.1	31	0	2	15	7.5	11	0	1	13	13.0	13	0
12/10	Houston	8	58	7.3	13	2	2	34	17.0	18	0	Placed on I.R. 12/4/12				
12/16	San Francisco	10	92	9.2	20	1	5	23	4.6	7	0					
12/23	at Jacksonville	1	13	13.0	13	0	2	38	19.0	24	1					
12/30	Miami	5	44	8.8	14	0	5	79	15.8	25	0					
Regular Season Totals		51	483	9.5	31	5	40	446	11.2	25	3	21	235	11.2	56t	3
01/13	Houston	6	85	14.2	40	0	0	0	0.0	0	0					
01/20	Baltimore	9	83	9.2	17	0	1	12	12.0	12	0					
Postseason Totals		15	168	11.2	40	0	1	12	12.0	12	0	0	0	0.0	0	0

Date	Opponent	DEION BRANCH					SHANE VEREEN					STEVAN RIDLEY				
		No	Yds	Avg	Lg	TD	No	Yds	Avg	Lg	TD	No	Yds	Avg	Lg	TD
09/09	at Tennessee						Inactive					2	27	13.5	20	0
09/16	Arizona	Signed 9/19/12					Inactive					3	24	8.0	16	0
09/23	at Baltimore	2	11	5.5	11	0	Inactive					0	0	0.0	0	0
09/30	at Buffalo	0	0	0.0	0	0	1	5	5.0	5	0	0	0	0.0	0	0
10/07	Denver	1	25	25.0	25	0	0	0	0.0	0	0	0	0	0.0	0	0
10/14	at Seattle	1	5	5.0	5	0	0	0	0.0	0	0	1	0	0.0	0	0
10/21	New York Jets	1	9	9.0	9	0	1	10	10.0	10	0	0	0	0.0	0	0
10/28	at St. Louis	0	0	0.0	0	0	1	17	17.0	17	0	0	0	0.0	0	0
11/11	Buffalo	4	30	7.5	13	0	1	11	11.0	11	0	0	0	0.0	0	0
11/18	Indianapolis	Released 11/17/12					1	11	11.0	11	0	0	0	0.0	0	0
11/22	at New York Jets						2	91	45.5	83t	1	0	0	0.0	0	0
12/02	at Miami						0	0	0.0	0	0	0	0	0.0	0	0
12/10	Houston	Signed 12/12/12					0	0	0.0	0	0	0	0	0.0	0	0
12/16	San Francisco	4	37	9.3	13	0	1	4	4.0	4	0	0	0	0.0	0	0
12/23	at Jacksonville	2	12	6.0	6	0	0	0	0.0	0	0	0	0	0.0	0	0
12/30	Miami	1	16	16.0	16	0	0	0	0.0	0	0	0	0	0.0	0	0
Regular Season Totals		16	145	9.1	25	0	8	149	18.6	83t	1	6	51	8.5	20	0
01/13	Houston	0	0	0.0	0	0	5	83	16.6	33t	2	1	13	13.0	13	0
01/20	Baltimore	2	16	8.0	10	0	2	22	11.0	33t	0	0	0	0.0	0	0
Postseason Totals		2	16	8.0	10	0	7	105	15.0	33t	2	1	13	13.0	13	0

2012 Season



2012 GAME-BY-GAME STATISTICS

RECEIVING STATISTICS

Date	Opponent	M. HOOMANAWANUI					DANIEL FELLS					BRANDON BOLDEN				
		No	Yds	Avg	Lg	TD	No	Yds	Avg	Lg	TD	No	Yds	Avg	Lg	TD
09/09	at Tennessee	0	0	0.0	0	0						0	0	0.0	0	0
09/16	Arizona	0	0	0.0	0	0						0	0	0.0	0	0
09/23	at Baltimore	1	4	4.0	4	0	0	0	0.0	0	0	0	0	0.0	0	0
09/30	at Buffalo	0	0	0.0	0	0	1	18	18.0	18	0	1	11	11.0	11	0
10/07	Denver						0	0	0.0	0	0	1	0	0.0	0	0
10/14	at Seattle						1	35	35.0	35	0	0	0	0.0	0	0
10/21	New York Jets	0	0	0.0	0	0	0	0	0.0	0	0					
10/28	at St. Louis	1	18	18.0	18	0	0	0	0.0	0	0					
11/11	Buffalo	0	0	0.0	0	0	0	0	0.0	0	0					
11/18	Indianapolis	0	0	0.0	0	0	0	0	0.0	0	0					
11/22	at New York Jets	0	0	0.0	0	0	1	24	24.0	24	0					
12/02	at Miami	0	0	0.0	0	0	0	0	0.0	0	0					
12/10	Houston	0	0	0.0	0	0	0	0	0.0	0	0	0	0	0.0	0	0
12/16	San Francisco	1	41	41.0	41	0	0	0	0.0	0	0	0	0	0.0	0	0
12/23	at Jacksonville	2	46	23.0	32	0	1	8	8.0	8	0	0	0	0.0	0	0
12/30	Miami	0	0	0.0	0	0	0	0	0.0	0	0	0	0	0.0	0	0
Regular Season Totals		5	109	21.8	41	0	4	85	21.3	35	0	2	11	5.5	11	0
01/13	Houston	0	0	0.0	0	0						0	0	0.0	0	0
01/20	Baltimore	0	0	0.0	0	0	0	0	0.0	0	0	0	0	0.0	0	0
Postseason Totals		0	0	0.0	0	0	0	0	0.0	0	0	0	0	0.0	0	0

Date	Opponent	DONTÉ STALLWORTH					KELLEN WINSLOW					VISANTHE SHIANCOE					
		No	Yds	Avg	Lg	TD	No	Yds	Avg	Lg	TD	No	Yds	Avg	Lg	TD	
09/09	at Tennessee																
09/16	Arizona																
09/23	at Baltimore						1	12	12.0	12	0						
09/30	at Buffalo																
10/07	Denver																
10/14	at Seattle																
10/21	New York Jets																
10/28	at St. Louis																
11/11	Buffalo																
11/18	Indianapolis																
11/22	at New York Jets																
12/02	at Miami																
12/10	Houston	1	63	63.0	63t	1											
12/16	San Francisco																
12/23	at Jacksonville																
12/30	Miami																
Regular Season Totals		1	63	63.0	63t	1	1	12	12.0	12	0	0	0	0.0	0	0	
01/13	Houston																
01/20	Baltimore																
Postseason Totals		0	0	0.0	0	0	0	0	0.0	0	0	0	0	0.0	0	0	

Date	Opponent	MATTHEW SLATER				
		No	Yds	Avg	Lg	TD
09/09	at Tennessee	0	0	0.0	0	0
09/16	Arizona	0	0	0.0	0	0
09/23	at Baltimore	0	0	0.0	0	0
09/30	at Buffalo	0	0	0.0	0	0
10/07	Denver	0	0	0.0	0	0
10/14	at Seattle	0	0	0.0	0	0
10/21	New York Jets	0	0	0.0	0	0
10/28	at St. Louis	0	0	0.0	0	0
11/11	Buffalo	0	0	0.0	0	0
11/18	Indianapolis	0	0	0.0	0	0
11/22	at New York Jets	0	0	0.0	0	0
12/02	at Miami	0	0	0.0	0	0
12/10	Houston	0	0	0.0	0	0
12/16	San Francisco	0	0	0.0	0	0
12/23	at Jacksonville	0	0	0.0	0	0
12/30	Miami	0	0	0.0	0	0
Regular Season Totals		0	0	0.0	0	0
01/13	Houston	0	0	0.0	0	0
01/20	Baltimore	0	0	0.0	0	0
Postseason Totals		0	0	0.0	0	0



2012 GAME-BY-GAME STATISTICS

DEFENSIVE STATISTICS

Tabulated from Coaching Grades

Date	Opponent	RAS-I DOWLING											NATE EBNER											MARCUS FORSTON												
		TT	UT	A	S	Yds	QH	Int	Yds	PD	FF	FR	SpT	TT	UT	A	S	Yds	QH	Int	Yds	PD	FF	FR	SpT	TT	UT	A	S	Yds	QH	Int	Yds	PD	FF	FR
09/09	at Tennessee	4	3	1									0	0	0									2												
09/16	Arizona	Did Not Play											0	0	0																					
09/23	at Baltimore	0	0	0									0	0	0										0	0	0									
09/30	at Buffalo	1	1	0									0	0	0									1	Released 9/26/12; Signed to Practice Squad 9/28/12											
10/07	Denver	2	1	1									0	0	0																					
10/14	at Seattle	0	0	0									0	0	0																					
10/21	NYJets	0	0	0			1						0	0	0									1												
10/28	at St. Louis	Placed on Injured Reserve 10/26/12											0	0	0										0	0	0									
11/11	Buffalo												0	0	0									1												
11/18	Indianapolis												0	0	0									4												
11/22	at NY Jets												0	0	0									1												
12/02	at Miami												0	0	0									1												
12/10	Houston												0	0	0																					
12/16	San Francisco	0	0	0							1																									
12/23	at Jacksonville										0		0	0	0									2												
12/30	Miami												Inactive																							
2012 Totals		7	5	2	0.00	0	0	0	1	0	0	0	0	0	0	0.00	0	0	0	0	0	0	0	17	0	0	0	0.00	0	0	0	0	0	0	0	0
01/13	Houston												0	0	0										Signed to the 53-Man Roster 1/19/13											
01/20	Baltimore												0	0	0									1												
Postseason Totals		0	0	0									0	0	0									1	0	0	0									

Date	Opponent	JUSTIN FRANCIS											STEVE GREGORY											DONT'A HIGHTOWER												
		TT	UT	A	S	Yds	QH	Int	Yds	PD	FF	FR	SpT	TT	UT	A	S	Yds	QH	Int	Yds	PD	FF	FR	SpT	TT	UT	A	S	Yds	QH	Int	Yds	PD	FF	FR
09/09	at Tennessee												2	2	0										5	5	0									1
09/16	Arizona												4	2	2				1	36	1				8	5	3									
09/23	at Baltimore												4	3	1										6	5	1									
09/30	at Buffalo												4	4	0										2	2	0	1.00	0	1						
10/07	Denver																																			
10/14	at Seattle	0	0	0							1																									
10/21	NY Jets	1	0	1																					9	6	3	1.01	0	1						
10/28	at St. Louis	0	0	0																					4	1	3									1
11/11	Buffalo	0	0	0		1							9	4	5										5	3	2									
11/18	Indianapolis												6	3	3				1						2	1	1			1						1
11/22	at NY Jets	1	1	0		1							6	4	2				1	1	1	1	2		4	3	1	1.06	0	1						
12/02	at Miami	0	0	0					3	0			3									2	1		1											
12/10	Houston	0	0	0		2							5	5	0										7	5	2			2						
12/16	San Francisco	5	5	0									2	0	2				1	1					10	7	3									1
12/23	at Jacksonville	0	0	0									7	4	3										7	5	2	1.05	0	1						1
12/30	Miami	3	3	0	3.08	0	3						3	3	0				1	13	1				4	2	2			1						1
2012 Totals		10	9	1	3.08	7	0	0	0	0	0	1	55	34	21	0.00	0	3	50	5	2	2	0	75	51	24	4.02	1	0	9	0	0	3	0	2	0
01/13	Houston	1	1	0		1							10	6	4							1			3	2	1			1						
01/20	Baltimore	5	4	1									2	1	1										3	2	1									
Postseason Totals		6	5	1		1							12	7	5							1			6	4	2			1						

Date	Opponent	CHANDLER JONES											NIKO KOUTOUVIDES											KYLE LOVE												
		TT	UT	A	S	Yds	QH	Int	Yds	PD	FF	FR	SpT	TT	UT	A	S	Yds	QH	Int	Yds	PD	FF	FR	SpT	TT	UT	A	S	Yds	QH	Int	Yds	PD	FF	FR
09/09	at Tennessee	6	4	2	1.01	0	1				1														3	1	2									
09/16	Arizona	5	1	4	1.00	0	2				1														6	4	2	0.50	0							
09/23	at Baltimore	2	0	2									0	0	0									2	3	1	2									
09/30	at Buffalo	6	2	4	1.05	0	2						1	0	1										3	1	2									
10/07	Denver	1	0	1		2					1		0	0	0										2	2	0									
10/14	at Seattle	9	7	2	2.01	0	3				1		0	0	0									1	3	0	3									
10/21	NY Jets	4	2	2									0	0	0										1	1	0	1.04	0	1						
10/28	at St. Louis	4	2	2	1.07	0	1				1		0	0	0										1	1	0									
11/11	Buffalo	2	0	2									0	0	0										4	3	1									
11/18	Indianapolis	0	0	0									0	0	0									2	2	2	0									
11/22	at NY Jets												0	0	0										3	1	2									
12/02	at Miami												0	0	0									3	2	1	1									
12/10	Houston	1	1	0							1		0	0	0										2	1	1									
12/16	San Francisco	2	2	0									0	0	0										4	4	0									
12/23	at Jacksonville	0	0	0		1							0	0	0										0	0	0									
12/30	Miami	6	3	3							2		0	0	0										1	1	0									
2012 Totals		48	24	24	6.03	12	0	0	5	3	0	0	1	0	1	0.00	0	0	0	0	0	0	8	40	24	16	51.40	1	0	0	0	0	0	0	0	
01/13	Houston	2	1	1																																

2012 GAME-BY-GAME STATISTICS

DEFENSIVE STATISTICS

Tabulated from Coaching Grades

		DERRICK MARTIN											JEROD MAYO											DEVIN MCCOURTY													
Date	Opponent	TT	UT	A	S	Yds	QH	Int	Yds	PD	FF	FR	SpT	TT	UT	A	S	Yds	QH	Int	Yds	PD	FF	FR	SpT	TT	UT	A	S	Yds	QH	Int	Yds	PD	FF	FR	SpT
09/09	at Tennessee													13	12	1										7	5	2									2
09/16	Arizona													11	8	3										4	2	2									
09/23	at Baltimore													13	8	5										7	7	0								4	1
09/30	at Buffalo													9	5	4			1	0	1					6	6	0					2	34	2		
10/07	Denver													18	9	9	1.07	0	1							4	4	0									
10/14	at Seattle													9	3	6						1	1			5	5	0									1
10/21	NY Jets													20	13	7										3	3	0									
10/28	at St. Louis													10	6	4										3	2	1									
11/11	Buffalo	0	0	0								2		13	5	8										9	3	6			1	0	1	1			
11/18	Indianapolis	0	0	0								1		12	8	4										8	5	3									1
11/22	at NY Jets	1	1	0								2		15	12	3	1.09	0	1							9	5	4								1	1
12/02	at Miami													8	5	3	1.08	0	1						1	6	2	4									
12/10	Houston													7	6	1		2								5	5	0					1	19	1		
12/16	San Francisco													15	6	9										4	2	2					1	0	1		1
12/23	at Jacksonville													6	4	2										5	3	2									
12/30	Miami	0	0	0										5	5	0									1	4	4	0									
2012 Totals		3	3	0	1.04	0	1	0	0	0	0	0	5	184	115	693.0	24.0	5	1	0	3	4	10	89	63	26	0.00	0	5	53	13	2	0				
01/13	Houston													7	5	2										7	6	1									1
01/20	Baltimore													8	5	3						1			1	8	4	4									
Postseason Totals		0	0	0										15	10	5						1			1	15	10	5									1

		STERLING MOORE											ROB NINKOVICH											MYRON PRYOR													
Date	Opponent	TT	UT	A	S	Yds	QH	Int	Yds	PD	FF	FR	SpT	TT	UT	A	S	Yds	QH	Int	Yds	PD	FF	FR	SpT	TT	UT	A	S	Yds	QH	Int	Yds	PD	FF	FR	SpT
09/09	at Tennessee	0	0	0										0	0	0										0	0	0									
09/16	Arizona	1	1	0										5	3	2	0.50	0	1							Did Not Play - PUP											
09/23	at Baltimore	1	1	0										1	1	0										Did Not Play - PUP											
09/30	at Buffalo	1	1	0										5	4	1	1.05	0	1						1	Did Not Play - PUP											
10/07	Denver	2	2	0							1	1		6	3	3	1.06	0	1					2	Did Not Play - PUP												
10/14	at Seattle	0	0	0										3	3	0									1	Did Not Play - PUP											
10/21	NY Jets	1	1	0										6	6	0	0.57	0	1					1	1	Did Not Play - PUP											
10/28	at St. Louis	6	5	1				1						6	6	0	1.08	0	1					1	1	Did Not Play - PUP											
11/11	Buffalo													3	3	0	1.02	0	2							Did Not Play - PUP											
11/18	Indianapolis													7	7	0	1.05	0	2					1	1	Did Not Play - PUP											
11/22	at NY Jets													2	0	2									1	Did Not Play - PUP											
12/02	at Miami													3	3	0										Did Not Play - PUP											
12/10	Houston													5	3	2	1.04	0	1							Did Not Play - PUP											
12/16	San Francisco													5	2	3	1.01	0	1							Did Not Play - PUP											
12/23	at Jacksonville													4	3	1										Did Not Play - PUP											
12/30	Miami													0	0	0										Did Not Play - PUP											
2012 Totals		12	11	1	0.00	0	0	0	1	1	1	0	61	47	14	8.05	0	11	0	0	1	5	4	0	0	0	0	0.00	0	0	0	0	0	0	0	0	
01/13	Houston													4	2	2					1	1	6	2	Did Not Play - PUP												
01/20	Baltimore													8	4	4	2.05	0	2							Did Not Play - PUP											
Postseason Totals		0	0	0										12	6	6	2.05	0	3	1	6	2				0	0	0									

		MIKE RIVERA											TREVOR SCOTT											BRANDON SPIKES													
Date	Opponent	TT	UT	A	S	Yds	QH	Int	Yds	PD	FF	FR	SpT	TT	UT	A	S	Yds	QH	Int	Yds	PD	FF	FR	SpT	TT	UT	A	S	Yds	QH	Int	Yds	PD	FF	FR	SpT
09/09	at Tennessee	0	0	0										0	0	0				1						2	1	1									
09/16	Arizona	0	0	0										0	0	0									1	12	8	4					2				1
09/23	at Baltimore													1	1	0										5	2	3									
09/30	at Buffalo													0	0	0										11	7	4									1
10/07	Denver													0	0	0										11	8	3									
10/14	at Seattle													0	0	0									1	9	5	4					1				
10/21	NY Jets													0	0	0										14	13	1	1.02	0	1						
10/28	at St. Louis													0	0	0										8	6	2									2
11/11	Buffalo	0	0	0																						12	9	3									1
11/18	Indianapolis	0	0	0										1	1	1	0									9	2	7					1				
11/22	at NY Jets	0	0	0										3	2	2	0									16	9	7									1
12/02	at Miami	0	0	0										1	5	4	1	2.02	0						1	6	5	1									2
12/10	Houston	1	1	0										1	1	1	0			1						2	1	1									
12/16	San Francisco	1	1	0										1	0	0	0									11	8	3									
12/23	at Jacksonville	0	0	0										4	1	0	1								1												
12/30	Miami	0	0	0										1	1	1	0	1.05	0	1						0	0	0									
2012 Totals		2	2	0	0.00	0	0	0	0	0	0	0	12	12	10	2	3.07	0	4	0	0	0	1	0	3	12884	44	1,02.0	5	0	0	7	5	0	0		
01/13	Houston	0	0	0										1	1	0										6	4	2									
01/20	Baltimore	0	0	0										0	0	0										11	6	5					1				
Postseason Totals		0	0	0										1	1	0										17	10	7					1				

2012 Season

2012 GAME-BY-GAME STATISTICS

ADDITIONAL SPECIAL TEAMS TACKLES

Date	Opp.	Slater TT-S-A	Koutouvides TT-S-A	Bolden TT-S-A	Gostkowski TT-S-A	Hoomanwanui TT-S-A	Edelman TT-S-A
09/09 at TEN		0-0-0		0-0-0	1-1-0	0-0-0	0-0-0
09/16 ARZ		1-0-1	Signed 9/19	0-0-0	0-0-0	0-0-0	0-0-0
09/23 at BAL		2-1-1	2-0-2	2-2-0	0-0-0	0-0-0	0-0-0
09/30 at BUF		1-0-1	0-0-0	0-0-0	0-0-0	0-0-0	Inactive
10/07 DEN		1-1-0	0-0-0	0-0-0	0-0-0	0-0-0	Inactive
10/14 at SEA		3-2-1	1-0-1	0-0-0	0-0-0	0-0-0	Inactive
10/21 NYJ		0-0-0	0-0-0	Inactive	1-1-0	1-1-0	1-1-0
10/28 at STL		0-0-0	0-0-0	Inactive	0-0-0	0-0-0	0-0-0
11/11 BUF		1-1-0	0-0-0	Did Not Play	0-0-0	0-0-0	0-0-0
11/18 IND		2-0-2	2-1-1	Did Not Play	0-0-0	0-0-0	0-0-0
11/22 at NYJ		3-2-1	0-0-0	Did Not Play	1-0-1	0-0-0	0-0-0
12/02 MIA		3-3-0	3-0-3	Did Not Play	0-0-0	0-0-0	0-0-0
12/10 HOU		0-0-0	0-0-0	0-0-0	0-0-0	0-0-0	Placed on I.R. 12/4
12/16 SF		3-2-1	0-0-0	0-0-0	0-0-0	1-1-0	
12/23 at JAX		0-0-0	0-0-0	3-1-2	0-0-0	0-0-0	
12/30 MIA		0-0-0	0-0-0	1-1-0	0-0-0	0-0-0	
2012 Totals		20-12-8	8-1-7	6-4-2	3-2-1	2-2-0	1-1-0
01/13 HOU		0-1-0	0-1-0	0-0-0	1-0-0	0-0-0	
01/20 BAL		0-0-0	0-0-0	0-0-0	0-0-0	0-0-0	
2012 Postseason		0-1-0	0-1-0	0-0-0	1-0-0	0-0-0	

2012 KICKING TOTALS

Date	Opponent	2012 KICKING TOTALS STEPHEN GOSTKOWSKI							2012 PUNTING TOTALS ZOLTAN MESKO						
		XP-XPA	XP Pct.	FG-FGA	Blk	FG Pct.	Pts.	No.	Yds	Avg	Net	TB	In 20	Lg	B
09/09 at Tennessee		4-4	100%	2-2	0	100%	10	4	154	38.5	33.5	1	3	51	0
09/16 Arizona		0-0	0.0%	4-5	0	80%	12	5	172	34.4	24.8	1	2	40	1
09/23 at Baltimore		3-3	100%	3-3	0	100%	12	4	172	43.0	38.3	0	2	56	0
09/30 at Buffalo		7-7	100%	1-3	0	33%	10	3	119	39.7	39.7	0	3	49	0
10/07 Denver		4-4	100%	1-1	0	100%	7	3	129	43.0	43.0	0	1	50	0
10/14 at Seattle		2-2	100%	3-3	0	100%	11	3	133	44.3	34.7	0	2	48	0
10/21 New York Jets		3-3	100%	2-2	0	100%	9	6	269	44.8	41.2	0	4	54	0
10/28 at St. Louis		6-6	100%	1-1	0	100%	9	2	113	56.5	46.5	1	1	62	0
11/11 Buffalo		4-4	100%	3-3	0	100%	13	2	69	34.5	34.5	0	1	44	0
11/18 Indianapolis		8-8	100%	1-2	0	50%	11	2	114	57.0	53.5	0	1	61	0
11/22 at New York Jets		7-7	100%	0-1	0	0%	7	3	125	41.7	34.7	1	0	43	0
12/02 at Miami		2-2	100%	3-4	0	75%	11	3	131	43.7	34.7	1	0	54	0
12/10 Houston		6-6	100%	0-0	0	N/A	6	5	240	48.0	43.8	0	0	55	0
12/16 San Francisco		4-4	100%	2-2	0	100%	10	5	228	45.6	42.6	0	1	49	0
12/23 at Jacksonville		2-2	100%	3-3	0	100%	11	5	239	47.8	40.6	0	1	56	0
12/30 Miami		4-4	100%	0-0	0	N/A	4	5	178	35.6	32.8	0	4	56	0
2012 Season Totals		66-66	100%	29-35	0	82.9%	153	60	2585	43.1	37.9	5	28	62	1
01/13 Houston		5-5	100%	2-2	0	100%	11	5	264	52.8	49.9	0	2	64	0
01/20 Baltimore		1-1	100%	2-2	0	100%	7	5	179	35.8	33.6	0	4	51	0
Postseason Totals		6-6	100%	4-4	0	100.0%	18	10	443	44.3	41.5	0	6	64	0

KICK RETURNS

Date	Opp.	DEVIN MCCOURTY					DANNY WOODHEAD				
		KR	Yds	Avg	LG	TD	KR	Yds	Avg	LG	TD
09/09 at TEN		1	28	28.0	28	0	0	0	0.0	0	0
09/16 ARZ		2	46	23.0	25	0	0	0	0.0	0	0
09/23 at BAL		1	24	24.0	24	0	0	0	0.0	0	0
09/30 at BUF		1	20	20.0	20	0	0	0	0.0	0	0
10/07 DEN		1	23	23.0	23	0	0	0	0.0	0	0
10/14 at SEA		0	0	0.0	0	0	2	43	21.5	23	0
10/21 NYJ		6	199	33.2	104t	1	0	0	0.0	0	0
10/28 at STL		1	19	19.0	19	0	0	0	0.0	0	0
11/11 at BUF		2	36	18.0	19	0	0	0	0.0	0	0
11/18 IND		4	94	23.5	29	0	0	0	0.0	0	0
11/22 at NYJ		2	29	14.5	18	0	0	0	0.0	0	0
12/02 MIA		1	29	29.0	29	0	0	0	0.0	0	0
12/10 HOU		0	0	0.0	0	0	0	0	0.0	0	0
12/16 SF		5	107	21.4	26	0	0	0	0.0	0	0
12/23 at JAX		0	0	0.0	0	0	0	0	0.0	0	0
12/30 MIA		0	0	0.0	0	0	0	0	0.0	0	0
2011 Totals		27	654	24.2	104t	1	2	43	21.5	23	0
01/13 HOU		2	32	16.0	18	0	0	0	0.0	0	0
01/20 BAL		4	89	22.3	29	0	0	0	0.0	0	0
2012 Postseason		6	121	20.2	29	0	0	0	0.0	0	0

PUNT RETURNS

Date	Opp.	JULIAN EDELMAN					WES WELKER						
		PR	FC	Yds	Avg	LG	TD	PR	FC	Yds	Avg	LG	TD
09/09 at TEN		3	0	27	9.0	14	0	0	0	0.0	0	0	0
09/16 ARZ		2	1	25	12.5	22	0	0	1	0.0	0.0	0	0
09/23 at BAL		1	0	11	11.0	11	0	0	0	0.0	0.0	0	0
09/30 at BUF		Inactive						1	2	14	14.0	14	0
10/07 DEN		Inactive						1	0	5	5.0	5	0
10/14 at SEA		Inactive						4	0	68	17.0	27	0
10/21 NYJ		0	0	0	0.0	0	0	2	0	21	10.5	14	0
10/28 at STL		3	0	16	5.3	14	0	0	0	0.0	0.0	0	0
11/11 at BUF		2	0	10	5.0	6	0	0	0	0.0	0.0	0	0
11/18 IND		2	0	117	58.5	68t	1	0	0	0.0	0.0	0	0
11/22 at NYJ		2	0	32	16.0	30	0	0	1	0	0.0	0	0
12/02 MIA		2	0	25	12.5	15	0	0	0	0.0	0.0	0	0
12/10 HOU		Placed on I.R. 12/4/12						4	2	50	12.5	31	0
12/16 SF								5	0	13	2.6	11	0
12/23 at JAX								3	1	42	14.0	16	0
12/30 MIA								4	0	30	7.5	13	0
2011 Totals		17	1	263	15.5	68t	1	24	7	243	10.1	31	0
01/13 HOU		1	1	0	0.0	0	0	1	1	0	0.0	0	0
01/20 BAL		4	1	56	14.0	28	0	4	1	56	14.0	28	0
2012 Postseason		0	0	0	0.0	0	0	5	2	56	11.2	28	0

Miscellaneous Kickoff Returns:

J. Edelman - 3 returns for 38 yards; M. Slater - Regular Season: 2 returns for 39 yards, Postseason: 1 return for 19 yards; W. Welker - 3 return for 33 yards; B. Lloyd - 1 return for 0 yards; R. Gronkowski - 1 return for 0 yards



2012 HONORS AND AWARDS

QB TOM BRADY

- AFC Offensive Player of the Week (Wk. 4 at Buffalo)
- AFC Offensive Player of the Week (Wk. 8 at St. Louis)
- AFC Offensive Player of the Week (Wk. 14 vs. Houston)
- AFC Pro Bowl starter

TE Rob Gronkowski

- *Pro Football Weekly* Midseason All-Pro
- AFC Pro Bowl starter

DE Chanlder Jones

- AFC Rookie of the Month (September)
- *Pro Football Weekly* All-Rookie Team

G LOGAN MANKINS

- AFC Pro Bowl starter
- *Associated Press* All-Pro: Second Team

LB JEROD MAYO

- AFC Pro Bowl starter

DB Devin McCourty

- AFC Special Teams Player of the Week (Wk. 7 vs. New York Jets)

WR MATTHEW SLATER

- AFC Pro Bowl (special teams)
- *Pro Football Weekly* All-NFL Team

WR Wes Welker

- AFC Pro Bowl starter

DL Vince Wilfork

- AFC Pro Bowl starter
- *Associated Press* All-Pro: First Team
- *Pro Football Weekly* All-NFL Team

2013 PRO BOWL

Seven members of the New England Patriots have been selected to the AFC Pro Bowl squad. Quarterback Tom Brady, TE Rob Gronkowski, G Logan Mankins, LB Jerod Mayo, WR Matthew Slater (special teams), WR Wes Welker and DT Vince Wilfork have been selected to represent the New England Patriots and the AFC in the 2013 Pro Bowl on Jan. 27, 2013 at Aloha Stadium in Hawaii.

It is the eighth Pro Bowl selection for Brady (2001, 2004, 2005, 2007, 2009, 2010, 2011 and 2012) and fifth for Mankins (2007, 2009, 2010, 2011 and 2012), Welker (2008, 2009, 2010, 2011 and 2012) and Wilfork (2007, 2009, 2010, 2011 and 2012).

Gronkowski and Slater earned their second straight Pro Bowl invitations, while Mayo (2010 and 2012) also earned a Pro Bowl berth for the second time.

2012 TELEVISION RATINGS

PATRIOTS 2012 RATINGS IN BOSTON TV MARKET

Date	Opp.	Net.	Boston TV	HH Rat.	HH Share
09/09	at Tennessee	CBS	WBZ	33.50	60
09/16	Arizona	FOX	WFXT	32.88	63
09/23	at Baltimore	NBC	WHDH	36.06	57
09/30	at Buffalo	CBS	WBZ	32.80	60
10/07	Denver	CBS	WBZ	37.60	63
10/14	at Seattle	CBS	WBZ	38.46	59
10/21	NY Jets	CBS	WBZ	41.40	65
10/28	at St. Louis	CBS	WBZ	33.40	59
11/11	Buffalo	CBS	WBZ	32.12	59
11/18	Indianapolis	CBS	WBZ	43.08	65
11/22	at NY Jets	NBC	WHDH	35.20	61
12/02	at Miami	CBS	WBZ	36.21	66
12/10	Houston	ESPN	WCVB	39.00	59
12/16	San Francisco	NBC	WHDH	36.40	58
12/23	at Jacksonville	CBS	WBZ	32.52	63
12/30	Miami	CBS	WBZ	41.07	62
AVERAGE				36.36	61

*Each ratings point represents one percent of the 2.4 million homes in the Boston TV market. Share represents the percentage of televisions that are tuned in to a program as a proportion of all of the televisions that are turned on at a given time.



2012 PLAYER PARTICIPATION CHART

2012 Season

Player Name	GP/GS/DNP/INA	Participation by Week																	
		9/09 at Tennessee	9/16 Arizona	9/23 at Buffalo	09/30 at Buffalo	10/07 Denver	10/14 at Seattle	10/21 New York Jets	10/28 at St. Louis	11/11 Buffalo	11/18 Indianapolis	11/22 at New York Jets	12/02 at Miami	12/10 Houston	12/16 San Francisco	12/23 at Jacksonville	12/30 Miami	1/13 Houston	1/20 Baltimore
Aiken, Danny	16/0/0/0	sub	sub	sub	sub	sub	sub	sub	sub	sub	sub	sub	sub	sub	sub	sub	sub	sub	sub
Aiken, Kamar	1/0/1/1																		
Arrington, Kyle	16/12/0/0	RCB	RCB	RCB	RCB	RCB	RCB	RCB	RCB	RCB	sub	sub	sub	sub	sub	RCB	RCB	sub	sub
Bequette, Jake	3/0/0/13	X	X	X	sub	X	X	X	sub	X	X	X	sub	X	X	X	X	X	X
Bolden, Brandon	10/0/4/2	sub	sub	sub	sub	sub	sub	sub	X	dnp	dnp	dnp	dnp	sub	sub	sub	sub	sub	sub
Brace, Ron	10/0/0/5	sub	sub	sub	sub	sub	sub	X	sub	sub	sub	sub	X	X	X	Rel.			
Brady, Tom	16/16/0/0	QB	QB	QB	QB	QB	QB	QB	QB	QB	QB	QB	QB	QB	QB	QB	QB	QB	QB
Branch, Deion	10/4/0/0	Signed 9/19	sub	sub	WR	WR	sub	WR	sub	WR	sub	Rel. 11/17	Signed 12/12	sub	sub	sub	WR	sub	sub
Cannon, Marcus	16/1/0/0	sub	sub	sub	sub	sub	sub	sub	sub	sub	sub	sub	sub	sub	sub	sub	sub	sub	sub
Carpenter, Bobby	4/0/0/0		Signed 10/4											Released 10/30					
Chung, Patrick	12/8/0/4	S	S	S	S	S	S	X	X	X	X	sub	sub	sub	sub	S	S	sub	sub
Cole, Marquette	14/1/0/2	sub	sub	sub	sub	sub	sub	sub	sub	sub	sub	X	sub	sub	sub	sub	DB	X	sub
Connolly, Dan	14/14/1/1	RG	dnp	RG	RG	RG	RG	RG	RG	RG	RG	RG	RG	RG	RG	RG	RG	RG	RG
Cunningham, Jermaine	12/3/4/0	sub	sub	sub	sub	sub	LE	LE	sub	sub	sub	sub	RE	dnp	dnp	dnp	dnp	sub	sub
Deaderick, Brandon	14/5/0/2	sub	sub	X	X	sub	sub	sub	sub	sub	sub	sub	sub	DT	DT	DT	DT	DT	sub
Dennard, Alfonso	10/7/0/6	X	X	X	X	sub	sub	LCB	LCB	LCB	sub	RCB	RCB	RCB	RCB	X	X	X	RCB
Devlin, James	1/0/0/3		Practice Squad		Signed to 53-man roster						11/28			X	sub	X	Rel.		Practice Squad
Dowling, Ras-I	6/0/1/0	sub	dnp	sub	sub	sub	sub	sub	sub	sub	sub	sub	sub	sub	Injured Reserve	10/27/12			
Ebner, Nate	15/0/0/1	sub	sub	sub	sub	sub	sub	sub	sub	sub	sub	sub	sub	sub	sub	sub	sub	X	sub
Edelman, Julian	9/3/0/3	sub	WR	sub	X	X	X	sub	sub	sub	sub	sub	sub	WR	sub	Placed on I.R.	12/4/12		
Fells, Daniel	14/4/0/3	X	X	TE	TE	sub	sub	sub	sub	sub	sub	X	TE	sub	sub	TE	sub	X	sub
Forston, Marcus	1/0/0/2	X	X	sub	!							Practice Squad	Signed to 53-Man Roster	1/19					
Francis, Justin	10/0/1/5	X	X	X	X	dnp	sub	sub	sub	sub	sub	X	sub	sub	sub	sub	sub	sub	RE
Gostkowski, Stephen	16/0/0	sub	sub	sub	sub	sub	sub	sub	sub	sub	sub	sub	sub	sub	sub	sub	sub	sub	sub
Gregory, Steve	12/12/0/4	S	S	S	S	X	X	X	X	S	S	S	S	S	S	S	S	S	S
Gronkowski, Rob	11/11/0/5	TE	TE	TE	TE	TE	TE	TE	TE	TE	TE	X	X	X	X	X	TE	TE	IR
Hernandez, Aaron	10/10/0/6	TE	TE	X	X	RB	TE	X	X	X	TE	TE	TE	TE	TE	TE	TE	TE	TE
Hightower, Dont'a	14/13/0/2	LB	LB	LB	X	X	sub	LB	LB	LB	LB	LB	LB	LB	LB	LB	LB	LB	LB
Hilliard, Lex	2/0/0/0	sub	sub									Released 9/19							
Hoomanawanui, M.	14/6/0/2	sub	sub	RB	TE	X	X	sub	sub	TE	sub	sub	sub	TE	TE	TE	sub	sub	TE
Jones, Chandler	14/13/0/2	RE	RE	RE	RE	RE	RE	RE	RE	RE	RE	X	X	sub	RE	RE	RE	RE	sub
Koutouvides, Niko	14/0/0/0	sub	sub	sub	sub	sub	sub	sub	sub	sub	sub	sub	sub	sub	sub	sub	sub	sub	sub
Lloyd, Brandon	16/15/0/0	WR	WR	WR	WR	WR	WR	WR	WR	WR	WR	WR	WR	WR	WR	WR	WR	WR	WR
Love, Kyle	16/11/0/0	DT	DT	DT	DT	DT	DT	DT	DT	DT	DT	DT	DT	sub	sub	sub	sub	sub	DT
Mallett, Ryan	4/0/1/2	dnp	dnp	dnp	dnp	dnp	dnp	sub	dnp	sub	dnp	dnp	dnp	dnp	dnp	dnp	dnp	dnp	dnp
Mankins, Logan	10/10/0/6	LG	LG	LG	X	LG	LG	X	X	LG	X	X	LG	LG	LG	LG	LG	LG	LG
Martin, Derrick	5/0/0/3	LB	LB	LB	LB	LB	LB	LB	LB	LB	LB	LB	LB	LB	LB	LB	LB	LB	LB
Mayo, Jerod	16/16/0/0	sub	sub	sub	sub	sub	sub	sub	sub	sub	sub	sub	sub	sub	sub	sub	sub	sub	sub
McClain, Terrell	1/0/0/0	Signed 9/26	sub									Released 10/3							
McCourty, Devin	16/16/0/0	LCB	LCB	LCB	LCB	LCB	LCB	S	S	S	S	S	S	S	S	LCB	LCB	S	S
McDonald, Nick	12/1/0/4	X	sub	X	sub	sub	sub	sub	sub	sub	sub	sub	sub	sub	sub	sub	sub	X	X
Mesko, Zoltan	16/0/0/0	sub	sub	sub	sub	sub	sub	sub	sub	sub	sub	sub	sub	sub	sub	sub	sub	sub	sub
Moore, Sterling	8/0/0/0	sub	sub	sub	sub	sub	sub	sub	sub	sub	sub	sub	sub	sub	sub	sub	sub	sub	sub
Ninkovich, Rob	16/16/0/0	LE	LE	LE	LE	LE	LB	LB	LE	LE	LE	LE	LE	RE	RE	LE	LE	LE	RE
Petrus, Mitch	2/0/0/1											Signed 11/13							
Ridley, Stevan	16/12/0/0	RB	RB	RB	RB	sub	sub	RB	RB	RB	RB	RB	RB	RB	RB	RB	RB	sub	RB
Rivera, Mike	10/1/0/0	sub	sub	sub	Released 9/19	Signed 10/31										LB	sub	sub	sub
Salas, Greg	1/0/1/1	dnp	X	#												Released 11/22			
Scott, Trevor	14/2/0/2	sub	sub	sub	sub	sub	sub	X	X	sub	sub	LE	LE	sub	sub	sub	sub	sub	sub
Shiancoe, Visanthe	5/0/0/1				Added to 53-Man Roster	11/6						sub	sub	X	sub	Released 12/11			
Slater, Matthew	16/0/0/0	sub	sub	sub	sub	sub	sub	sub	sub	sub	sub	sub	sub	sub	sub	sub	sub	sub	sub
Solder, Nate	16/16/0/0	LT	LT	LT	LT	LT	LT	LT	LT	LT	LT	LT	LT	LT	LT	LT	LT	LT	LT
Spikes, Brandon	15/14/0/1	LB	LB	LB	LB	LB	LB	LB	LB	LB	LB	LB	LB	LB	LB	sub	X	LB	LB
Stallworth, Donté	1/0/0/0											Signed 12/4/12							
Talib, Aqib	6/5/1/0				Acquired via Trade from Tampa Bay	11/1						LCB	LCB	LCB	LCB	sub	dnp	LCB	LCB
Tarpinian, Jeff	3/0/0/0				Practice Squad							Rel.							
Tennant, Matt	0/0/0/3		Signed 9/29	X	X	X										Released 10/20			
Thomas, Donald	16/7/0/0	sub	RG	sub	LG	sub	sub	LG	LG	sub	LG	LG	sub	sub	sub	sub	sub	sub	sub
Vereen, Shane	13/1/0/3	X	X	X	sub	sub	sub	RB	sub	sub	sub	sub	sub	sub	sub	sub	sub	sub	sub
Vollmer, Sebastian	15/15/0/1	RT	RT	RT	RT	RT	RT	RT	RT	RT	RT	RT	RT	RT	RT	RT	RT	RT	RT
Weiker, Wes	16/12/0/0	WR	sub	sub	WR	WR	WR	WR	WR	WR	WR	WR	WR	WR	WR	WR	WR	WR	WR
Wendell, Ryan	16/16/0/0	C	C	C	C	C	C	C	C	C	C	C	C	C	C	C	C	C	C
White, Tracy	11/1/0/5	sub	sub	sub	sub	LB	X	X	X	sub	sub	sub	sub	sub	X	sub	sub	sub	sub
Wilfork, Vince	16/16/0/0	DT	DT	DT	DT	DT	DT	DT	DT	DT	DT	DT	DT	DT	DT	DT	DT	DT	DT
Williams, Malcolm	2/0/0/1				Practice Squad							Rel.		*					X
Wilson, Tavon	16/4/0/0	sub	sub	sub	sub	S	S	S	S	sub	sub	sub	sub	sub	sub	sub	sub	sub	sub
Winslow, Kellen	1/0/0/0		Signed 9/19	sub										Released 9/27					
Woodhead, Danny	16/2/0/0	sub	sub	sub	sub	RB	sub	sub	sub	sub	sub	sub	sub	sub	sub	sub	sub	RB	sub
Zusevics, Markus	0/0/1/5				Practice Squad	Signed to 53-man roster	11/22					X	dnp	X	X	X	X	X	X

X - inactive / CAPS - starters / sub - played / dnp - did not play / PS - Practice Squad

KEY:
 # - Released 9/19; Signed to the Practice Squad 9/20
 ! - Released 9/26; Signed to the Practice Squad 9/28
 ~ - Signed by Dallas from the Patriots Practice Squad 12/1

% - Signed to the 53-Man Roster from the Practice Squad 12/22; Released 12/23; Signed to the Practice Squad 12/26; Signed to the 53-Man Roster 12/29
 * - Signed to the Practice Squad 11/20; Signed to 53-Man Roster 12/29

2012 TRANSACTIONS

JANUARY, 2012

1/12/2012 Hartline, Mike.....Signed a future contact

FEBRUARY, 2012

2/7/2012 Carter, Markell..... Signed a future contract
 2/7/2012 Davis, Britt..... Signed a future contract
 2/7/2012 Kopa, Matt..... Signed a future contract
 2/7/2012 Lavarias, Aaron..... Signed a future contract
 2/7/2012 Rivera, Mike..... Signed a future contract
 2/7/2012 Underwood, Tiquan..... Signed a future contract
 2/7/2012 Ventrone, Ross..... Signed a future contract
 2/14/2012 Kettani, Eric..... Signed a future contract
 2/22/2012 Ohrmberger, Rich..... Released
 2/22/2012 Wright, Mike..... Released

MARCH, 2012

3/5/2012 Welker, Wes..... Designated Franchise Player
 3/13/2012 Hoyer, Brian..... Tendered contract
 3/13/2012 Love, Kyle..... Tendered contract
 3/15/2012 Slater, Matthew..... Signed
 3/15/2012 Harrison, Marcus..... Signed
 3/16/2012 Gregory, Steve..... Signed
 3/16/2012 White, Tracy..... Signed
 3/17/2012 Gonzalez, Anthony..... Signed
 3/19/2012 Cole, Marquice..... Signed
 3/19/2012 Scott, Trevor..... Signed
 3/20/2012 Connolly, Dan..... Signed
 3/20/2012 Fanene, Jonathan..... Signed
 3/20/2012 Fells, Daniel..... Signed
 3/20/2012 Lloyd, Brandon..... Signed
 3/20/2012 Cox, Christian..... Released
 3/21/2012 Allen, Will..... Signed
 3/21/2012 Gallery, Robert..... Signed
 3/23/2012 Hoyer, Brian..... Signed
 3/23/2012 Stallworth, Donte'..... Signed
 3/26/2012 Polite, Lousaka..... Released
 3/30/2012 Branch, Deion..... Signed
 3/30/2012 Fiammetta, Tony..... Signed
 3/30/2012 Larsen, Spencer..... Signed

APRIL, 2012

4/5/2012 Carpenter, Bobby..... Signed
 4/16/2012 Koppin, Dan..... Signed
 4/16/2012 Koepllin, Chris..... Signed
 4/26/2012 Jones, Chandler..... Drafted
 4/26/2012 Hightower, Don't a..... Drafted
 4/27/2012 Wilson, Tavon..... Signed
 4/27/2012 Bequette, Jake..... Signed
 4/28/2012 Ebner, Nate..... Drafted
 4/28/2012 Dennard, Alfonso..... Drafted
 4/28/2012 Ebert, Jeremy..... Drafted

MAY, 2012

5/3/2012 Warren, Gerard..... Signed
 5/3/2012 Underwood, Tiquan..... Released
 5/7/2012 Light, Matt..... Announced his retirement
 5/7/2012 Gaffney, Jabar..... Signed
 5/10/2012 Addai, Joseph..... Signed
 5/10/2012 Bolden, Brandon..... Signed
 5/10/2012 Forston, Marcus..... Signed
 5/10/2012 Francis, Justin..... Signed
 5/10/2012 Herman, Brad..... Signed
 5/10/2012 Roark, Matt..... Signed
 5/10/2012 Warren, Jeremiah..... Signed
 5/10/2012 Zusevics, Markus..... Signed
 5/15/2012 Wilson, Tavon..... Signed/Draft Choice
 5/15/2012 Hartline, Mike..... Released
 5/17/2012 Ebert, Jeremy..... Signed/Draft Choice
 5/18/2012 Opperud, Jon..... Signed
 5/21/2012 Ebner, Nate..... Signed/Draft Choice
 5/21/2012 Welker, Wes..... Signed Franchise Tender
 5/23/2012 Jones, Chandler..... Signed/Draft Choice
 5/29/2012 Dennard, Alfonso..... Signed/Draft Choice
 5/29/2012 Meililo, Nick..... Signed
 5/29/2012 Richard, Jamey..... Signed
 5/29/2012 Gonzalez, Anthony..... Released

JUNE, 2012

6/7/2012 Scaife, Bo..... Signed
 6/7/2012 Carter, Markell..... Released
 6/7/2012 Meililo, Nick..... Released
 6/7/2012 Ochocinco, Chad..... Released
 6/7/2012 Opperud, Jon..... Released
 6/11/2012 Holley, Jesse..... Signed
 6/11/2012 Ingersoll, Mike..... Signed
 6/11/2012 Urban, Tyler..... Signed
 6/12/2012 Ballard, Jake..... Claimed off Waivers (NYG)
 6/12/2012 Herman, Brad..... Placed on Reserve/Injured (Achilles)
 6/15/2012 Bequette, Jake..... Signed/Draft Choice
 6/19/2012 Ingersoll, Mike..... Released
 6/19/2012 Scaife, Bo..... Released
 6/22/2012 Ihedigbo, James..... Signed

July, 2012

7/19/2012 Hightower, Don't a..... Signed/Draft Choice
 7/20/2012 Roark, Matt..... Released
 7/23/2012 Love, Kyle..... Signed
 7/25/2012 Bulman, Tim..... Signed
 7/25/2012 Shiancoe, Visanthe..... Signed
 7/25/2012 Addai, Joseph..... Released
 7/27/2012 Weems, Darrion..... Signed

August, 2012

8/2/2012 Dennis, Derek..... Signed
 8/2/2012 Waldron, Dustin..... Claimed off Waivers (MIA)
 8/2/2012 Richard, Jamey..... Placed on Reserve/Injured (head)
 8/4/2012 Huggins, Kareem..... Signed
 8/4/2012 Martin, Derrick..... Signed
 8/4/2012 Gallery, Robert..... Announced his retirement
 8/4/2012 Fiammetta, Tony..... Placed on Exempt/Left Squad
 8/5/2012 Huggins, Kareem..... Released
 8/8/2012 Hill, Kyle..... Signed
 8/14/2012 Davis, Britt..... Released
 8/14/2012 Fletcher, Dane..... Placed on Reserve/Injured (knee)
 8/17/2012 Demps, Jeff..... Signed
 8/21/2012 Hix, Kyle..... Placed on Reserve/Injured (shoulder)
 8/21/2012 Fanene, Jonathan..... Released
 8/21/2012 Hill, Kyle..... Released
 8/21/2012 Koepllin, Chris..... Released
 8/27/2012 Ballard, Jake..... Placed on Reserve/PUP
 8/27/2012 Pryor, Myron..... Placed on Reserve/PUP
 8/27/2012 Zusevics, Markus..... Placed on Reserve/N.F.I.
 8/27/2012 Allen, Will..... Placed on Reserve/Injured (knee)
 8/27/2012 Barrett, Josh..... Placed on Reserve/Injured (groin)
 8/27/2012 Larsen, Spencer..... Placed on Reserve/Injured (knee)
 8/27/2012 Bulman, Tim..... Released
 8/27/2012 Gaffney, Jabar..... Released
 8/27/2012 Stallworth, Donte'..... Released
 8/27/2012 Ventrone, Ross..... Released
 8/27/2012 Warren, Gerard..... Released
 8/27/2012 Taylor, Kerry..... Claimed off Waivers (MIN)
 8/31/2012 Demps, Jeff..... Placed on Reserve/Injured (knee)
 8/31/2012 Branch, Deion..... Released
 8/31/2012 Brown, Sergio..... Released
 8/31/2012 Dennis, Derek..... Released
 8/31/2012 Ebert, Jeremy..... Released
 8/31/2012 Harrison, Marcus..... Released
 8/31/2012 Holley, Jesse..... Released
 8/31/2012 Hoyer, Brian..... Released
 8/31/2012 Ihedigbo, James..... Released
 8/31/2012 Kettani, Eric..... Released
 8/31/2012 Kopa, Matt..... Released
 8/31/2012 Koppin, Dan..... Released
 8/31/2012 Koutouvides, Niko..... Released
 8/31/2012 Lavarias, Aaron..... Released
 8/31/2012 Martin, Derrick..... Released
 8/31/2012 Silvestro, Alex..... Released
 8/31/2012 Tarpinian, Jeff..... Released
 8/31/2012 Taylor, Kerry..... Released
 8/31/2012 Urban, Tyler..... Released
 8/31/2012 Waldron, Dustin..... Released
 8/31/2012 Warren, Jeremiah..... Released
 8/31/2012 Weems, Darrion..... Released
 8/31/2012 Williams, Malcolm..... Released

2012 Season



2012 TRANSACTIONS CONTINUED

SEPTEMBER, 2012

9/1/2012	Salas, Greg.....	Acquired via Trade (STL)
9/1/2012	Tennant, Matt.....	Claimed off Waivers (NO)
9/1/2012	Carpenter, Bobby.....	Released
9/1/2012	Austin, Thomas.....	Signed to the practice squad
9/1/2012	Kettani, Eric.....	Signed to the practice squad
9/1/2012	Kirkland, Sam.....	Signed to the practice squad
9/1/2012	Kopa, Matt.....	Signed to the practice squad
9/1/2012	Silvestro, Alex.....	Signed to the practice squad
9/1/2012	Tarpinian, Jeff.....	Signed to the practice squad
9/1/2012	Williams, Malcolm.....	Signed to the practice squad
9/2/2012	Develin, James.....	Signed to the practice squad
9/4/2012	Hilliard, Lex.....	Signed
9/4/2012	Tennant, Matt.....	Released
9/5/2012	Hoomanawanui, Michael.....	Signed
9/5/2012	Shiancoe, Visanthe.....	Placed on Reserve/Injured (designated for return)
9/5/2012	Taylor, Kerry.....	Signed to the practice squad
9/5/2012	Warren, Jeremiah.....	Signed to the practice squad
9/5/2012	Kettani, Eric.....	Released from the practice squad
9/5/2012	Kirkland, Sam.....	Released from the practice squad
9/12/2012	Quarles, Cyhl.....	Signed to the practice squad
9/12/2012	Silvestro, Alex.....	Released from the practice squad
9/19/2012	Branch, Deion.....	Signed
9/19/2012	Koutouvides, Niko.....	Signed
9/19/2012	Winstow, Kellen.....	Signed
9/19/2012	Hilliard, Lex.....	Released
9/19/2012	Rivera, Mike.....	Released
9/19/2012	Salas, Greg.....	Released
9/20/2012	Salas, Greg.....	Signed to the practice squad
9/20/2012	Taylor, Kerry.....	Released from the practice squad
9/26/2012	McClain, Terrell.....	Signed
9/26/2012	Forston, Marcus.....	Released
9/27/2012	Winstow, Kellen.....	Released
9/28/2012	Forston, Marcus.....	Signed to the practice squad
9/28/2012	Quarles, Cyhl.....	Released from the practice squad
9/29/2012	Tennant, Matt.....	Signed

OCTOBER, 2012

10/3/2012	Carpenter, Bobby.....	Signed
10/3/2012	Silvestro, Alex.....	Signed to the practice squad
10/3/2012	McClain, Terrell.....	Released
10/3/2012	Austin, Thomas.....	Released from the practice squad
10/20/2012	Tarpinian, Jeff.....	Signed from the practice squad
10/20/2012	Tennant, Matt.....	Released
10/26/2012	Dowling, Ras-I.....	Placed on Reserve/Injured (thigh)
10/27/2012	Williams, Malcolm.....	Signed from the practice squad
10/30/2012	Carpenter, Bobby.....	Released
10/31/2012	Martin, Derrick.....	Signed
10/31/2012	Rivera, Mike.....	Signed
10/31/2012	Moore, Sterling.....	Released
10/31/2012	Silvestro, Alex.....	Released from the practice squad

NOVEMBER, 2012

11/1/2012	Talib, Aqib.....	Acquired via trade (TB)
11/1/2012	Fayson, Jarred.....	Signed to the practice squad
11/2/2012	Moore, Sterling.....	Signed to the practice squad
11/6/2012	Harris, Jerrell.....	Signed to the practice squad
11/10/2012	Shiancoe, Visanthe.....	Activated to the 53-man roster
11/12/2012	Tarpinian, Jeff.....	Released
11/13/2012	Petrus, Mitch.....	Signed
11/13/2012	Tarpinian, Jeff.....	Signed to the practice squad
11/13/2012	Harris, Jerrell.....	Released from the practice squad
11/17/2012	Talib, Aqib.....	Activated to the 53-man roster
11/17/2012	Salas, Greg.....	Signed from the practice squad
11/17/2012	Branch, Deion.....	Released
11/17/2012	Williams, Malcolm.....	Released
11/17/2012	Fayson, Jarred.....	Released from the practice squad
11/19/2012	Aiken, Kamar.....	Signed to the practice squad
11/20/2012	Williams, Malcolm.....	Signed to the practice squad
11/22/2012	Zusevics, Markus.....	Activated to the 53-man roster
11/22/2012	Salas, Greg.....	Released
11/28/2012	Develin, James.....	Signed from the practice squad
11/28/2012	Ebert, Jeremy.....	Signed to the practice squad

DECEMBER, 2012

12/4/2012	Stallworth, Donte'.....	Signed
12/4/2012	Edelman, Julian.....	Placed on Reserve/Injured (foot)
12/4/2012	Petrus, Mitch.....	Released
12/4/2012	Draheim, Tommie.....	Signed to the practice squad
12/4/2012	Miller, Colin.....	Signed to the practice squad
12/10/2012	Bolden, Brandon.....	Activated to the 53-man roster
12/11/2012	Stallworth, Donte'.....	Placed on Reserve/Injured (ankle)
12/11/2012	Shiancoe, Visanthe.....	Released
12/11/2012	Draheim, Tommie.....	Released from the practice squad
12/12/2012	Branch, Deion.....	Signed
12/12/2012	Logan, Tony.....	Signed to the practice squad
12/22/2012	Aiken, Kamar.....	Signed from the practice squad
12/24/2012	Aiken, Kamar.....	Released
12/24/2012	Develin, James.....	Released
12/24/2012	Logan, Tony.....	Released from the practice squad
12/24/2012	Warren, Jeremiah.....	Released from the practice squad
12/26/2012	Aiken, Kamar.....	Signed to the practice squad
12/26/2012	Develin, James.....	Signed to the practice squad
12/26/2012	Quarles, Cyhl.....	Signed to the practice squad
12/29/2012	Aiken, Kamar.....	Signed from the practice squad
12/29/2012	Williams, Malcolm.....	Signed from the practice squad
12/29/2012	Cunningham, Jermaine.....	Activated to the 53-man roster
12/29/2012	Brace, Ron.....	Released

JANUARY, 2013

1/1/2013	Robertson, Tacy.....	Signed to the practice squad
1/1/2013	Robertson, Tracy.....	Signed to the practice squad
1/8/2013	Holmes, Andre.....	Signed to the practice squad
1/17/2013	Gronkowski, Rob.....	Placed on Reserve/Injured (forearm)
1/19/2013	Forston, Marcus.....	Signed from the practice squad



Bank of America is proud to be the official bank of the New England Patriots.™



To learn more about our products and services,
visit bankofamerica.com

Bank of America 

Official Bank of the New England Patriots™



HISTORY



PATRIOTS HALL OF FAME



★★★ PATRIOTS HALL OF FAME ★★★			
Player	Pos.	Years	Enshrined
Bruce Armstrong	T	1987-2000	2001
Drew Bledsoe	QB	1993-2001	2011
Troy Brown	WR	1993-2007	2012
Nick Buoniconti*	LB	1962-1968	1992
Gino Cappelletti	WR/K	1960-1970	1992
Ben Coates	TE	1991-1999	2008
Sam Cunningham	RB	1973-79, 81-82	2010
Bob Dee	DE	1960-1967	1993
Steve Grogan	QB	1975-1990	1995
John Hannah*	G	1973-1985	1991
Mike Haynes*	CB	1976-1982	1994
Jim Lee Hunt	DT	1960-1971	1993
Stanley Morgan	WR	1977-1989	2007
Jon Morris	C	1964-1974	2011
Jim Nance	FB	1965-1971	2009
Steve Nelson	LB	1974-1987	1993
Vito "Babe" Parilli	QB	1961-1967	1993
Andre Tippett*	LB	1982-1993	1999
*Also in Pro Football Hall of Fame			
Contributors	Position	Enshrined	
William H. "Billy" Sullivan, Jr.	Founder	2009	

THE HALL AT PATRIOT PLACE PRESENTED BY RAYTHEON

A cutting edge, highly interactive experience, The Hall at Patriot Place presented by Raytheon showcases the history of the New England Patriots while providing a permanent home for the team's Hall of Fame. The facility opened in the fall of 2008. The Hall features 30,000 square feet of exhibit space and utilizes the latest in design concepts and multimedia technology to bring the story of the Patriots to life. The Hall also explores the history of football in New England and features an integrated math and sciences program to benefit visiting school groups. The Hall is a unique sports hall of fame and experience, and a must-visit attraction for any Patriots fan.

HISTORY OF THE PATRIOTS HALL OF FAME

The Patriots Hall of Fame was established in 1991 as a way to honor the greatest players in franchise history. A selection committee of media and staff was formed to select players for induction and appropriately, John Hannah was the first player enshrined. Eight additional players were inducted from 1992-95. Andre Tippett (1999) and Bruce Armstrong (2001) rounded out the Patriots Hall of Fame's first 11 members. In 2007, the Patriots introduced a new method of selecting players for the team's hall of fame in advance of the opening of The Hall at Patriot Place. Moving forward, one player will be enshrined in the Patriots Hall of Fame each year, with a nomination committee determining three finalists each spring and fans making the final choice through Patriots.com each summer.

SENIOR SELECTION COMMITTEE

The Patriots formed a senior selection committee to ensure that early era players are not overlooked in the voting process. The committee consists of veteran media and staff members who gather to discuss candidates who have been retired for at least 25 years to identify the player most deserving of Patriots Hall of Fame recognition.



PATRIOTS HALL OF FAME BIOS

Career Patriots in Pro Football Hall of Fame: John Hannah, Andre Tippett, Troy Brown

Other Patriots in Pro Football Hall of Fame: Mike Haynes, Nick Buoniconti

Patriots Hall of Fame Players: Bruce Armstrong, Drew Bledsoe, Gino Cappelletti, Ben Coates, Sam Cunningham, Bob Dee, Steve Grogan, Jim Lee Hunt, Stanley Morgan, Jon Morris, Jim Nance, Steve Nelson, Babe Parilli

Patriots Hall of Fame Contributors: William H. "Billy" Sullivan



John Hannah ★ G ★ Alabama
Patriots Seasons (13): 1973-85 ★ Pro Bowls (9)
Pro Football Hall of Fame 1991 ★ Patriots Hall of Fame 1991

Hannah spent his entire 13-season career with the Patriots, from 1973 through the Super Bowl season of 1985 ... The first Patriots player to be inducted into the Pro Football Hall of Fame ... One of two Patriots voted to the NFL's 75th Anniversary Team ... Named to the Patriots 35th Anniversary Team in 1994 ... Named the Player of the Century on the Patriots Team of the Century in 2000 ... Played in 183 games, while missing only five games due to injury ... Selected to nine Pro Bowls (1976, 1978-85), a Patriots team record ... Named All-Pro for 10 consecutive years (1976-85) ... Won the NFL Players Association's Offensive Lineman of the Year Award for four straight seasons (1978-81) ... Powered an offensive line that helped set an NFL record with 3,165 rushing yards in 1978 - a record that has not been challenged in more than 30 seasons ... Named to the Patriots All-Time Team in 2009.



Andre Tippett ★ LB ★ Iowa
Patriots Seasons (11): 1982-88, 90-93 ★ Pro Bowls (5)
Pro Football Hall of Fame 2008 ★ Patriots Hall of Fame 1999

Tippett spent his entire 12-year career with the Patriots ... Elected to the Pro Football Hall of Fame in 2008, joining John Hannah as the only two players to earn induction to the Hall of Fame after spending their entire career with the Patriots ... From 1984-85, Tippett recorded 35.0 sacks, a total that stands as the highest two-season sack total by a linebacker in NFL history ... He achieved his record sack totals despite playing his career as a strong-side linebacker (opposite the opposing tight end), a position from which few other players have excelled in the pass rush to the extent that Tippett did ... He was named to the NFL's 1980s All-Decade Team and was named the NFL's linebacker of the year by the NFL Players Association for three straight seasons from 1985-87 ... Finished his career as the only Patriots player to record 100 career sacks, a mark that stands as the franchise's all-time record ... Set the Patriots franchise single-season sack record with 18.5 in 1984 ... Also holds the second and third highest totals with 16.5 in 1985 and 12.5 in 1987 ... Was a member of the 1985 AFC Champions ... Has worked in the Patriots front office since his 1994 retirement and currently serves as the team's executive director of community affairs....Named to the Patriots All-Time Team in 2009.



TIPPETT'S PATRIOTS STATISTICS

Years	G	TT	UT	Sack	FF	FR	Years	G	TT	UT	Sack	FF	FR	Years	G	TT	UT	Sack	FF	FR
1982	9	28	10	0	0	1	1987	13	83	53	12.5	0	3	1992	14	40	33	7	3	0
1983	15	86	48	8.5	1	1	1988	12	50	31	7	0	0	1993	16	76	50	8.5	1	4
1984	16	118	48	18.5	1	0	1989	Injured Reserve						Totals	151	778	456	100	14	17
1985	16	97	65	16.5	3	3	1990	13	72	38	3.5	1	1							
1986	11	63	39	9.5	2	1	1991	16	65	41	8.5	2	3							



PATRIOTS HALL OF FAME BIOS



Mike Haynes ★ CB ★ Arizona State
Patriots Seasons (7): 1976-82 ★ Pro Bowls (6)
Pro Football Hall of Fame 1997 ★ Patriots Hall of Fame 1994

Haynes played for the Patriots from 1976 to 1982 before finishing his career with the Los Angeles Raiders from 1983-89 ... In 1997, became the second Patriot to be elected to the Pro Football Hall of Fame ... Selected to the NFL's 75th Anniversary Team ... Named to the NFL's all-decade team for the 1980s ... Named to six Pro Bowls (1976-80 and 1982) with the Patriots and three more with the Raiders ... Voted to two All-Pro teams, six All-AFC teams and the All-Rookie team during his Patriots career ... Named to the Patriots 35th Anniversary Team in 1994 ... Named to the Patriots Team of the Century in 2000 ... His 28 interceptions in a Patriots uniform rank sixth in franchise history ... Became the first player in Patriots history to return a punt for a touchdown with an 89-yard return against Buffalo on Nov. 7, 1976 ... Named to the Patriots All-Time Team in 2009.



HAYNES' PATRIOTS STATISTICS

Years	G	Interceptions					Punt Returns				
		No	Yds	Avg	LG	TD	No	Yds	Avg	LG	TD
1976	14	8	90	11.3	28	0	45	608	13.5	89t	2
1977	14	5	54	10.8	22	0	24	200	8.3	46	0
1978	16	6	123	20.5	50	1	14	183	13.1	35	0
1979	16	3	66	22.0	33	0	5	16	3.2	5	0
1980	13	1	31	31.0	31	0	17	140	8.2	35	0
1981	8	1	3	3.0	3	0	6	12	2.0	6	0
1982	9	4	26	6.5	26	0	0	0	0.0	0	0
Patriots Totals	90	28	393	14.0	50	1	111	1,159	10.4	89t	2



Nick Buoniconti ★ LB ★ Notre Dame
Patriots Seasons (7): 1962-68 ★ AFL All-Star Games (5)
Pro Football Hall of Fame 2001 ★ Patriots Hall of Fame 1992

Buoniconti played for the Patriots from 1962 to 1968 before finishing his career with the Miami Dolphins ... In 2001, became the third Patriot to be named to the Pro Football Hall of Fame ... Appeared in five consecutive AFL All-Star games during his Patriots career (1963-67) ... Was a key contributor to the Patriots' first championship game appearance in the 1963 AFL Championship ... The leading vote-getter on the 1966 AFL All-Star team ... Recorded 24 interceptions as a Patriot ... Went on to play for the undefeated 1972 Miami Dolphins as a part of the "No Name Defense" ... Named to the All-AFL 10 Year Anniversary Team in 1971 ... Named to the Patriots All-Time Team in 2009.



BUONICONTI'S PATRIOTS STATISTICS

Years	Games	Int	Yds	Avg	LG	TD	Sacks	Years	Games	Int	Yds	Avg	LG	TD	Sacks
1962	14	2	3	1.5	3	0	1.0	1966	14	4	43	10.8	41	0	0.0
1963	14	3	42	14.0	26	0	6.5	1967	13	4	7	1.8	7	0	1.0
1964	14	5	75	15.0	26	0	4.5	1968	8	3	22	7.3	14	0	3.0
1965	14	3	31	10.3	26	0	2.0	N.E. Totals	91	24	223	9.3	41	0	18.0



PATRIOTS HALL OF FAME BIOS

Bruce Armstrong ★ T ★ Louisville Patriots Seasons (14): 1987-2000 ★ Pro Bowls (6) Patriots Hall of Fame 2001



Armstrong spent his entire 14-season career with the Patriots, from 1987 to 2000 ... Started all 212 games he played in, making him the franchise's all-time leader in career starts and games played ... Appeared in six Pro Bowls during his Patriots career (1990-91, 1994-97) ... One of only three players to play in three decades with the same NFL team (1980s, 1990s and 2000s) ... Named to the Patriots 35th Anniversary Team in 1994 ... Named to the Patriots Team of the Century in 2000 ... Named to the Patriots All-Time Team in 2009.

Drew Bledsoe ★ QB ★ Washington State Patriots Seasons (9): 1993-2001 Patriots Hall of Fame 2011



Bledsoe was the first overall pick in the 1993 NFL Draft and for the next eight years was considered the face of the Patriots franchise ... During his nine-year Patriots career, he broke the Patriots' career passing records for attempts (4,518), completions (2,544) and yards (29,657) ... Bledsoe still holds the Patriots' single-season passing records for attempts (691) ... He still holds the NFL record for attempts (70) and completions (45) in a game against Minnesota in 1994 that sparked a seven-game win streak, propelling the Patriots to their first playoff berth in eight years ... Bledsoe led the Patriots to the playoffs four times in his first six seasons, helping the team earn back-to-back division titles and three consecutive playoff berths for the first time in franchise history ... In 1996, he guided the Patriots to their second AFC Championship in franchise history and a trip to Super Bowl XXXVI ... Bledsoe became the first quarterback in NFL history with four seasons of 600+ pass attempts, including three straight from 1994-96 with the Patriots.

Passing

Years	G	Att	Comp	Pct.	Yds	TD	Int	Rat.
1993	13	429	214	49.92	494	15	15	65.0
1994	16	691	400	57.94	555	25	27	73.6
1995	15	636	323	50.83	507	13	16	63.7
1996	16	623	373	59.94	886	27	15	83.7
1997	16	522	314	60.23	706	28	15	87.7

BLEDSOE'S PATRIOTS STATISTICS

Years	G	Att	Comp	Pct.	Yds	TD	Int	Rat.
1998	14	481	263	54.73	633	20	14	80.9
1999	16	539	305	56.63	985	19	21	75.6
2000	16	531	312	58.83	291	17	13	77.3
2001	2	66	40	60.6	400	2	2	75.3
Totals	124	4518	2544	56.32	29657	166	138	75.9



Troy Brown ★ WR ★ Marshall Patriots Seasons (15): 1993-2007 Patriots Hall of Fame 2012

Brown spent his entire 15-season NFL career with the Patriots (1993-2007) after being drafted by the team in the eighth round (198th overall) of the 1993 NFL Draft out of Marshall ... Brown retired in 2008 as the Patriots' all-time leading receiver with 557 career receptions ... He is also the team's all-time leading punt returner with 252 career returns ... He places second in the team's record book with 6,366 career receiving yards and is tied for the franchise record with three punt returns for touchdowns ... Brown played in 192 games, placing him fourth on the franchise's all-time games played list, and his 15 seasons with the franchise tie Julius Adams for the second-longest tenure in a Patriots uniform behind Steve Grogan's franchise-record 16 seasons ... Brown was a five-time co-captain for the club (2002-06) and earned Pro Bowl honors in 2001 ... In 2004, he added defense to his resume as he saw significant action in the defensive backfield and finished second on the team with three interceptions ... Brown's significant contributions in all three phases of the game – offense, defense and special teams – made him one of the most versatile and beloved players in the history of the Patriots franchise ... Brown was a key contributor to each of the Patriots' three Super Bowl runs ... In 2001, Brown led the team with 18 postseason receptions as New England won its first world championship in Super Bowl XXXVI ... In the championship game against the St. Louis Rams, Brown led the team with six receptions and 89 yards, including a key 23-yard grab on the game-winning drive ... Two years later, he tied for the team lead with 17 playoff receptions as the Patriots won Super Bowl XXXVIII over Carolina.

BROWN'S PATRIOTS STATISTICS

Years	G	Rec	Yds	Avg	Lg	TD	Years	G	Rec	Yds	Avg	Lg	TD	Years	G	Rec	Yds	Avg	Lg	TD				
1993	12	2	22	11.0	14	0	1998	10	23	346	15.0	52	1	2003	12	40	472	11.8	82	4				
1994	9	0	0	0.0	0	0	1999	13	36	471	13.1	37	1	2004	12	17	184	10.8	22	1				
1995	16	14	159	10.9	31	0	2000	16	83	944	11.4	44	4	2005	13	39	466	11.9	71	2				
1996	16	21	222	10.6	38	0	2001	16	101	1199	11.9	60	5	2006	16	43	384	8.9	23	4				
1997	16	41	607	14.8	67	6	2002	14	97	890	9.2	38	3	2007	1	0	0	0.0	0	0				
NE Totals																			192	557	6366	11.4	82	31



PATRIOTS HALL OF FAME BIOS



Gino Cappelletti ★ WR/K ★ Minnesota

Patriots Seasons (11): 1960-70 ★ 1964 AFL MVP ★ AFL All-Star Games (5)
Patriots Hall of Fame 1992


Cappelletti spent his 11-year career with the Patriots, from 1960-70, as one of the original members of the squad ... A five-time AFL All-Star selection ... Selected as the AFL Most Valuable Player in 1964 ... One of only three players to play in every game in the AFL's 10-year history ... Finished as the AFL's all-time leader in points (1,100) and field goals (170) ... Led the AFL in scoring five times ... Holds the top two scoring seasons in AFL history with 155 points in 1964 and 147 points in 1961 ... Registered the fifth highest scoring season in AFL annals with 132 points in 1965 ... Ranks second on the Patriots' all-time scoring list with 1,130 points (42 TDs, 176 FGs and 342 PATs) ... Ranks second in Patriots history with 353 extra points attempted and

342 extra points made ... Enters 2012 in ninth place on the Patriots' receiving list with 292 catches and eighth with 4,589 receiving yards ... Selected as a member of the All-AFL 10 Year Anniversary Team in 1971 ... Named to the Patriots All-Time Team in 2009.

CAPPELLETTI'S PATRIOTS STATISTICS

Receptions							Kicking					Receptions							Kicking				
Years	G	No	Yds	Avg	Lg	TD	XP	XPA	FG	FGA	Pts	Years	G	No	Yds	Avg	Lg	TD	XP	XPA	FG	FGA	Pts
1960	14	1	28	28.0	28	0	30	32	8	22	60	1966	14	43	676	15.7	63t	6	35	36	16	32	119
1961	14	45	768	17.1	53	8	48	50	17	32	147	1967	14	35	397	11.3	35	3	29	30	16	31	95
1962	14	34	479	14.5	40	5	38	40	20	37	128	1968	14	13	182	14.0	30	2	26	26	15	27	83
1963	14	34	493	14.5	38	2	35	36	22	38	113	1969	14	1	21	21.0	21	0	26	27	14	34	68
1964	14	49	865	17.7	58t	7	36	36	25	39	155	1970	13	0	0	0.0	0	0	12	13	6	15	30
1965	14	37	680	18.4	57t	9	27	27	17	27	132	Totals	153	292	4,589	15.7	63t	42	342	353	176	334	1,130

Two-point conversions: 1960 (3), 1964 (1)




Ben Coates ★ TE ★ Livingstone College

Patriots Seasons (9): 1991-99 ★ Pro Bowls (5)
Patriots Hall of Fame 2008

Coates played in 142 games over nine seasons with the Patriots, starting 105 ... Enters 2012 fourth all-time in Patriots history in receptions (490), fifth in receiving yards (5,471) and tied for second in receiving touchdowns (50) ... Set the NFL's single-season reception record for a tight end in 1994 with 96 receptions (now tied for fifth) and still holds the franchise record for receptions by a tight end ... Led the team in touchdown receptions for six consecutive seasons (1993-98) and led the team in receptions five times (1992-95, 1997-98) ... Ranks in the top 10 all time among NFL tight ends in receptions, yards and touchdowns ... Named to the Patriots All-Time Team in 2009.

COATES'S PATRIOTS STATISTICS

Years	G	Rec	Yds	Avg	Lg	TD	Years	G	Rec	Yds	Avg	Lg	TD	Years	G	Rec	Yds	Avg	Lg	TD
1991	16	10	95	9.5	17	1	1994	16	96	1174	12.2	62t	7	1997	16	66	737	11.2	35	8
1992	16	20	171	8.6	22t	3	1995	16	84	915	10.9	35	6	1998	14	67	668	10.0	33	6
1993	16	53	659	12.4	54t	8	1996	16	62	682	11.0	84t	9	1999	16	32	370	11.6	27	2
							N.E. Totals							142	490	5471	11.2	84t	50	



Sam Cunningham ★ RB ★ USC

Patriots Seasons (9): 1973-79, 81-82 ★ Pro Bowls (1)
Patriots Hall of Fame 2010

Sam Cunningham played for the Patriots for nine seasons, appearing in 107 games from 1973-79 and 81-82 ... Is the Patriots' all-time rushing leader with 5,453 yards and his 43 rushing touchdowns are second in team history to Jim Nance ... Cunningham's 49 overall touchdowns are fourth in team history ... Played a significant role in helping the Patriots set the NFL record for most rushing yards gained in a season with 3,165 yards in 1978 ... Joined the Patriots as a first-round draft pick in 1973 after an All-American career at USC ... Earned the nickname "Sam Bam" in college for his daring dives over goal-line pileups while leading USC to a national championship as a senior in 1972 ... Member of the Patriots' 50th Anniversary Team and the 1970s All-Decade Team.

CUNNINGHAM'S PATRIOTS STATISTICS

Years	G	Rush	Yds	Avg	Lg	TD	Years	G	Rush	Yds	Avg	Lg	TD	Years	G	Rush	Yds	Avg	Lg	TD
1973	14	155	516	3.3	25	4	1977	14	270	1015	3.8	31t	4	1982	6	9	21	2.3	4	0
1974	10	166	811	4.9	75t	9	1978	16	199	768	3.9	52t	8	N.E. Totals						
1975	13	169	666	3.9	17	6	1979	12	159	563	3.5	27	5	107	1385	5453	3.9	75t	43	
1976	11	172	824	4.8	24	3	1981	11	86	269	3.1	12	4							



PATRIOTS HALL OF FAME BIOS

Bob Dee ★ DE ★ Holy Cross

Patriots Seasons (8): 1960-67 ★ AFL All-Star Games (4)

Patriots Hall of Fame 1993



Dee played for the Patriots from 1960-67, never missing a game during his eight-year career and starting 112 consecutive games ... Scored the first touchdown in AFL history when he dove onto a fumble in the end zone in a preseason contest versus Buffalo on July 30, 1960 ... Voted to four AFL All-Star teams (1961, 1963-65) ... Named to the All-AFL 10 Year Anniversary Team in 1971 ... Recorded 27.5 sacks as a member of the Patriots.


DEE'S PATRIOTS STATISTICS

Years	G	Sacks	Years	G	Sacks	Years	G	Sacks
1960	14	2.5	1963	14	7.0	1966	14	2.5
1961	14	5.5	1964	14	3.5	1967	14	2.5
1962	14	4.0	1965	14	0.0	Totals	112	27.5

Steve Grogan ★ QB ★ Kansas State

Patriots Seasons (16): 1975-90

Patriots Hall of Fame 1995



Grogan spent a franchise-record 16 seasons with the Patriots, from 1975-90 ... Finished his career as the Patriots all-time career passing leader with 26,886 yards ... Held a franchise record until 2007 with 182 career touchdown passes ... Rushed for 2,164 yards (4.9 avg.) ... His 35 rushing touchdowns rank fourth in team history ... Tied for fifth in franchise history with 12 rushing scores in a season (1976) ... Held a Patriots single-game record until 2007 with a 153.9 passer rating, achieved by completing 13 of 18 passes for 315 yards with five touchdowns and no interceptions vs. the N.Y. Jets (9/9/79) ... Named to the Patriots 35th Anniversary Team in 1994.


GROGAN'S PATRIOTS STATISTICS

Years	Passing						Rushing			Passing						Rushing				
	G	Att	Comp	Yds	TD	Int	Att	Yds	TD	Years	G	Att	Comp	Yds	TD	Int	Att	Yds	TD	
1975	13	274	139	1,976	11	18	30	110	3	1983	12	303	168	2,411	15	12	23	108	2	
1976	14	302	145	1,903	18	20	60	397	12	1984	3	68	32	444	3	6	7	12	0	
1977	14	305	160	2,162	17	21	61	324	1	1985	7	156	85	1,311	7	5	20	29	2	
1978	16	362	181	2,824	15	23	81	539	5	1986	4	102	62	976	9	2	9	23	1	
1979	16	423	206	3,286	28	20	64	368	2	1987	7	161	93	1,183	10	9	20	37	2	
1980	12	306	175	2,475	18	22	30	112	1	1988	6	140	67	834	4	13	6	12	1	
1981	8	216	117	1,859	7	16	12	49	2	1989	7	261	133	1,697	9	14	9	19	0	
1982	6	122	66	930	7	4	9	42	1	1990	4	92	50	615	4	3	4	-5	0	
										Totals	149	3,593	1,879	26,886	182	208	69.6	445	2,176	35

Jim Lee Hunt ★ DT ★ Prairie View

Patriots Seasons (12): 1960-71 ★ AFL All-Star Games (4)

Patriots Hall of Fame 1993



Hunt played from 1960-71 as an original member of the Patriots squad ... Played in 141 games during his 12-season Patriots career ... Voted to four AFL All-Star games (1961, 1966-67 and 1969) ... Voted the "best pass rushing tackle" by AFL scouts in 1967 ... Selected as a member of the All-AFL 10 Year Anniversary Team in 1971 ... Named to the Patriots 35th Anniversary Team in 1994 ... Named to the Patriots Team of the Century in 2000.

HUNT'S PATRIOTS STATISTICS

Years	G	Sacks	Years	G	Sacks	Years	G	Sacks
1960	6	0.0	1965	14	3.0	1969	14	3.5
1961	14	3.0	1966	14	9.0	1970	14	2.5
1962	14	0.0	1967	14	5.0	1971	14	0.0
1963	14	0.0	1968	14	1.5	Totals	141	29.0
1964	14	2.5						



PATRIOTS HALL OF FAME BIOS



Stanley Morgan ★ WR ★ Tennessee
Patriots Seasons (13): 1977-89 ★ Pro Bowls (4)
Patriots Hall of Fame 2007

Played for the Patriots for 13 seasons from 1977-89 ... Entering the 2012 NFL season, his career average of 19.2 yards per catch is the best in NFL history among the 100 players with 500 or more career receptions ... Of the 19 wide receivers in the Pro Football Hall of Fame, only one has a higher yards-per-catch average (Paul Warfield, 20.8) ... Entering the 2012 season, is the Patriots' all-time leader in touchdowns (68 total - 67 receiving, 1 punt ret.), receiving yards (10,352) and 100-yard receiving games (38) ... His total of 534 receptions with the Patriots stood as a franchise record from 1984 to 2006 ... His 1,491 receiving yards in 1986 and his 12 receiving touchdowns in 1979 were franchise records until 2007 ... Was honored in an enshrinement ceremony at the Patriots Kickoff Gala at Gillette Stadium on Aug. 27, 2007 ... Named to the Patriots All-Time Team in 2009.

MORGAN'S PATRIOTS STATISTICS

Years	G	Rec	Yds	Avg	Lg	TD	Years	G	Rec	Yds	Avg	Lg	TD	Years	G	Rec	Yds	Avg	Lg	TD
1977	14	21	443	21.1	64t	3	1982	9	28	584	10.9	75t	3	1987	9	40	672	16.8	45	3
1978	16	34	820	24.1	75t	5	1983	16	58	863	14.9	50t	2	1988	16	31	502	16.2	32	4
1979	16	44	1002	22.8	63t	12	1984	13	38	709	18.7	76t	5	1989	10	28	486	17.4	55t	3
1980	16	45	991	22.0	71	6	1985	15	39	760	19.5	50t	5	N.E. Totals						
1981	13	44	1029	23.4	76t	6	1986	16	84	1491	17.8	44t	10	179	534	10352	19.4	76t	67	



Jon Morris ★ C ★ Holy Cross
Patriots Seasons (11): 1964-74 ★ AFL All-Star Games (6) ★ Pro Bowls (1)
Patriots Hall of Fame 2011

Jon Morris played 11 seasons for the Patriots, appearing in 130 games from 1964-74 ... Earned seven consecutive All-Star appearances with six AFL All-Star games (1964-69) and one Pro Bowl selection (1970) ... Seven league All-Star selections are tied for second in Patriots history behind Pro Football Hall of Famer John Hannah (9) ... First Patriots' player to be selected to the NFL Pro Bowl ... Anchored an offensive line that opened holes for Jim Nance to amass a team-record 45 touchdown from 1965-71 ... Named to the Patriots 50th Anniversary Team in 2009 as the center ... Member of the 1960s All-Decade Team.



Jim Nance ★ FB ★ Syracuse
Patriots Seasons (7): 1965-71 ★ 1966 AFL MVP ★ AFL All-Star Games (2)
Patriots Hall of Fame 2009

Played for the Patriots for seven seasons from 1965-71 ... Named the 1966 AFL Most Valuable Player ... Holds the Patriots career record with 45 rushing touchdowns, and his 5,323 career rushing yards rank second on the team's all-time list entering 2012 ... His 1,458 rushing yards in 1966 are the third highest single-season total in team history and stood as the team record for 38 years (1966-2004) ... His average of 104.1 rushing yards per game in 1966 remain a single-season Patriots record ... His 1,458 rushing yards in 1966 were the most in the 10-year history of the AFL and his 1,216 rushing yards in 1967 were the second most in AFL history ... Also played one season for the New York Jets (1973) and two seasons in the World Football League (1974-75) ... In 2009 became the first running back elected to the Patriots Hall of Fame ... Named to the Patriots All-Time Team in 2009.

NANCE'S PATRIOTS STATISTICS

Years	G	Rush	Yds	Avg	Lg	TD	Years	G	Rush	Yds	Avg	Lg	TD	Years	G	Rush	Yds	Avg	Lg	TD
1965	14	111	321	2.9	20	5	1968	12	177	593	3.4	30t	4	1971	14	129	463	3.6	50t	5
1966	14	299	1458	4.9	65	11	1969	14	193	750	3.9	43	6	N.E. Totals						
1967	14	269	1216	4.5	53	7	1970	13	145	522	3.6	21	7	94	1323	5323	4.0	65	45	



PATRIOTS HALL OF FAME BIOS



Steve Nelson ★ LB ★ North Dakota State
Patriots Seasons (14): 1974-87 ★ Pro Bowls (3)
Patriots Hall of Fame 1993

Nelson spent his entire 14-season career with the Patriots, from 1974-87 ... Played in 174 games as a Patriot ... Voted to three NFL Pro Bowls (1981, 1985-86) ... Led the team in tackles in eight of his 14 seasons ... Recorded over 100 tackles nine times in his career and finished with 1,776 total tackles (10.2 avg. per game) ... Posted a career-high 207 stops in 1984, ranking second in franchise history ... Named to the Patriots 35th Anniversary Team in 1994 ... Named to the Patriots Team of the Century in 2000 ... Named to the Patriots All-Time Team in 2009.

NELSON'S PATRIOTS STATISTICS

Years	G	TT	UT	Sack	Int	Yds	Years	G	TT	UT	Sack	Int	Yds	Years	G	TT	UT	Sack	Int	Yds
1974	11	79	58	0	0	0	1979	15	135	85	2	1	18	1984	16	207	71	3.5	1	0
1975	14	157	118	2	2	8	1980	16	186	116	0	3	37	1985	15	149	74	2	0	0
1976	10	91	57	1	2	32	1981	12	126	62	0	0	0	1986	10	70	36	1	2	21
1977	13	134	90	4.5	0	0	1982	9	130	45	0	0	0	1987	11	99	35	0	0	0
1978	14	115	75	1	5	104	1983	8	98	30	1	1	6	Totals	174	1,776	952	18	17	226

Vito "Babe" Parilli ★ QB ★ Kentucky
Patriots Seasons (7): 1961-67 ★ AFL All-Star Games (3)
Patriots Hall of Fame 1993



Parilli played in 94 games for the Patriots from 1961-67 ... Threw for over 20,000 yards during his NFL career ... Voted to three AFL All-Star teams (1963-64 and 1966) and earned the AFL's Comeback Player of the Year Award in 1966 ... Named to the All-AFL 10 Year Anniversary Team in 1971 ... His 31 touchdown passes in 1964 were a team record until 2007 ... Enters the 2012 season ranked fourth on the Patriots all-time career passing list with 16,747 yards and fourth with 132 touchdowns on 2,413 attempts ... Ranks fourth on the Patriots' career completion list with 1,140.

PARILLI'S PATRIOTS STATISTICS

Years	G	Att	Comp	Yds	TD	Int	Rat.	Years	G	Att	Comp	Yds	TD	Int	Rat.
1961	14	198	104	1,314	13	9	76.5	1965	14	426	173	2,597	18	26	50.0
1962	10	253	140	1,988	18	8	91.5	1966	14	382	181	2,721	20	20	66.9
1963	14	337	153	2,345	13	24	52.1	1967	14	344	161	2,317	19	24	58.5
1964	14	473	228	3,465	31	27	70.8	Totals	94	2,413	1,140	16,747	132	138	64.8

CONTRIBUTORS

On the occasion of the Patriots' 50th anniversary season in 2009, one of Robert Kraft's first announcements was the induction of the team's founder, William H. "Billy" Sullivan, Jr. into the team's Hall of Fame. Sullivan became the first non-player to be inducted into The Hall.



William H. "Billy" Sullivan, Jr. ★ Founder
Patriots Hall of Fame 2009

On Nov. 16, 1959, William H. Sullivan, Jr. was awarded the eighth and final charter franchise of the American Football League ... Sullivan, with nine other investors, sold non-voting public stock in the franchise to raise capital to help post the franchise fee of \$25,000 ... In 1975, Sullivan purchased additional stock to become majority owner, and in 1976, he purchased all the remaining non-voting stock in the team ... In 1983, Schaefer Stadium was renamed Sullivan Stadium to honor Sullivan's contributions to the franchise ... Sullivan owned the Patriots through 1988, when he sold the franchise to Victor Kiam.



PATRIOTS ALL-DECADE TEAMS

In 2009, on the occasion of the Patriots' 50th Anniversary Season, the Patriots Hall of Fame Selection Committee selected all-decade teams to represent the greatest players from each decade in team history. The 1960s All-Decade Team was previously chosen in 1971 as the Patriots' 10th Anniversary Team. The 2000s All-Decade Team was chosen in 2010, and subsequent all-decade teams will be selected upon the conclusion of each decade.

2000s ALL-DECADE TEAM

OFFENSE			DEFENSE			SPECIAL TEAMS		
OT	Nick Kaczur	2005-09	DE	Richard Seymour	2001-08	K	Adam Vinatieri	1996-05
OT	Matt Light	2001-11	DE	Ty Warren	2003-09	P	Josh Miller	2004-06
G	Joe Andruzzi	2000-04	NT	Vince Wilfork	2004-present	Ret	Kevin Faulk	1999-11
G	Logan Mankins	2005-present	OLB	Willie McGinest	1994-05	SpT	Larry Izzo	2001-08
C	Dan Koppen	2003-11	OLB	Mike Vrabel	2001-08	Head Coach		
TE	Daniel Graham	2002-06	ILB	Tedy Bruschi	1996-08	Bill Belichick 2000-present		
WR	Troy Brown	1993-07	ILB	Roman Phifer	2001-04			
WR	Randy Moss	2007-10	CB	Ty Law	1995-04			
WR	Wes Welker	2007-present	CB	Asante Samuel	2003-07			
QB	Tom Brady	2000-present	S	Rodney Harrison	2003-08			
RB	Corey Dillon	2004-06	S	Lawyer Milloy	1996-02			

1990s ALL-DECADE TEAM

OFFENSE			DEFENSE			SPECIAL TEAMS		
OT	Bruce Armstrong	1987-00	DE	Willie McGinest	1994-05	K	Adam Vinatieri	1996-05
OT	Pat Harlow	1991-95	DE	Brent Williams	1986-93	P	Tom Tupa	1996-98
G	Todd Rucci	1993-99	NT	Tim Goad	1988-94	Ret	Dave Meggett	1995-97
G	Max Lane	1994-00	OLB	Andre Tippett	1982-93	SpT	Larry Whigham	1994-00
C	Dave Wohlabaugh	1995-98	OLB	Chris Slade	1993-00	Head Coach		
TE	Ben Coates	1991-99	ILB	Vincent Brown	1988-95	Bill Parcells 1993-96		
WR	Terry Glenn	1996-01	ILB	Ted Johnson	1995-04			
WR	Shawn Jefferson	1996-99	CB	Maurice Hurst	1989-95			
QB	Drew Bledsoe	1993-01	CB	Ty Law	1995-04			
RB	Curtis Martin	1995-97	S	Willie Clay	1996-98			
RB	Leonard Russell	1991-93	S	Lawyer Milloy	1996-02			

1980s ALL-DECADE TEAM

OFFENSE			DEFENSE			SPECIAL TEAMS		
OT	Bruce Armstrong	1987-00	DE	Julius Adams	1971-87	K	Tony Franklin	1984-87
OT	Brian Holloway	1981-86	DE	Garin Veris	1985-91	P	Rich Camarillo	1981-87
G	John Hannah	1973-85	NT	Richard Bishop	1976-81	Ret	Irving Fryar	1984-92
G	Ron Wooten	1982-88	OLB	Andre Tippett	1982-93	SpT	Mosi Tatupu	1978-90
C	Pete Brock	1976-87	OLB	Don Blackmon	1981-87	Head Coach		
TE	Lin Dawson	1981-90	ILB	Steve Nelson	1974-87	Raymond Berry 1984-89		
WR	Irving Fryar	1984-92	ILB	Johnny Rembert	1983-92			
WR	Stanley Morgan	1977-89	CB	Raymond Clayborn	1977-89			
QB	Steve Grogan	1975-90	CB	Ronnie Lippett	1983-91			
RB	Tony Collins	1981-87	S	Roland James	1980-90			
RB	Craig James	1984-88	S	Fred Marion	1982-91			

1970s ALL-DECADE TEAM

OFFENSE			DEFENSE			SPECIAL TEAMS		
OT	Leon Gray	1973-78	DE	Julius Adams	1971-87	K	John Smith	1974-83
OT	Tom Neville	1965-77	DE	Tony McGee	1974-81	P	Mike Patrick	1975-78
G	John Hannah	1974-85	NT	Ray Hamilton	1973-81	Ret	Mack Herron	1973-75
G	Sam Adams	1972-80	OLB	Steve Zabel	1975-78	SpT	Mosi Tatupu	1978-90
C	Bill Lenkaitis	1971-81	OLB	Steve King	1973-81	Head Coach		
TE	Russ Francis	1975-80, 87-88	ILB	Steve Nelson	1974-87	Chuck Fairbanks 1973-78		
WR	Stanley Morgan	1977-89	ILB	Sam Hunt	1974-79			
WR	Randy Vataha	1971-76	CB	Raymond Clayborn	1977-89			
QB	Steve Grogan	1975-90	CB	Mike Haynes	1976-82			
RB	Sam Cunningham	1973-79, 81-82	S	Tim Fox	1976-81			
RB	Andy Johnson	1974-81	S	Prentice McCray	1974-80			

1960s ALL-DECADE TEAM

OFFENSE			DEFENSE			SPECIAL TEAMS		
OT	Charlie Long	1961-69	DE	Bob Dee	1960-67	K	Gino Cappelletti	1960-70
OT	Tom Neville	1965-77	DE	Larry Eisenhauer	1961-69	P	Tom Yewcic	1961-67
G	Billy Neighbors	1962-65	DT	Houston Antwine	1961-71	Ret	Larry Garron	1960-68
G	Lennie St. Jean	1964-73	DT	Jim Lee Hunt	1960-71	SpT	Don Webb	1962-71
C	Jon Morris	1964-74	OLB	Tom Addison	1960-67	Head Coach		
TE	Jim Whalen	1965-69	OLB	Ed Philpott	1966-71	Mike Holovak 1961-68		
WR	Jim Colclough	1960-68	MLB	Nick Buoniconti	1962-68			
WR	Art Graham	1963-69	CB	Chuck Shonta	1960-67			
QB	Vito "Babe" Parilli	1961-67	CB	Daryl Johnson	1968-71			
RB	Larry Garron	1960-68	S	Don Webb	1962-71			
RB	Jim Nance	1965-71	S	Ron Hall	1961-67			



PATRIOTS 50TH ANNIVERSARY TEAM



In recognition of the 50th anniversary season, the Patriots' Hall of Fame nominating committee selected an All-Time Team recognizing the greatest players at each position to play for the Patriots over 50 years.

HEAD COACH: Bill Belichick

HONORARY OFFENSIVE CAPTAIN: Gino Cappelletti

HONORARY DEFENSIVE CAPTAIN: Tedy Bruschi

ALL-TIME OFFENSE

Bruce Armstrong	Tackle
Matt Light	Tackle
John Hannah	Guard
Logan Mankins	Guard
Jon Morris	Center
Ben Coates	Tight End
Stanley Morgan	Wide Receiver
Troy Brown	Wide Receiver
Irving Fryar	Wide Receiver
Tom Brady	Quarterback
Jim Nance	Running Back
Sam Cunningham	Running Back

ALL-TIME DEFENSE

Julius Adams	Defensive End
Richard Seymour	Defensive End
Houston Antwine	Defensive Tackle
Vince Wilfork	Defensive Tackle
Andre Tippett	Outside Linebacker
Mike Vrabel	Outside Linebacker
Steve Nelson	Inside Linebacker
Nick Buoniconti	Inside Linebacker
Mike Haynes	Cornerback
Ty Law	Cornerback
Fred Marion	Safety
Rodney Harrison	Safety

ALL-TIME SPECIALISTS

Adam Vinatieri	Place Kicker	Rich Camarillo	Punter
Kevin Faulk	Returner	Mosi Tatupu	Special Teams



The Patriots' 50th Anniversary Team was recognized during halftime of the Patriots' 2009 home-opener against the Buffalo Bills on September 14.



PATRIOTS IN THE PRO BOWL

Includes AFL All-Star Games (1960-1970) and AFC-NFC Pro Bowls (1971-2011)

1960 (4)	No game played	DT Jim Lee Hunt (3)	1985 (8)	2001 (4)
LB Tom Addison (1)	C Jon Morris (4)	FB Jim Nance (2)	CB Ray Clayborn (2)	QB Tom Brady (1)
DB Ross O'Hanley (1)	T Don Oakes (1)	T Don Oakes (1)	RT Irving Fryar (1)	WR Troy Brown (1)
DE Bob Dee (1)	1968 (5)	1968 (5)	G John Hannah (9)	CB Ty Law (2)
G Charlie Leo (1)	DT Houston Antwine (6)	DT Houston Antwine (6)	T Brian Holloway (3)	S Lawyer Milloy (3)
1961 (7)	WR/K Gino Cappelletti (5)	WR/K Gino Cappelletti (5)	RB Craig James (1)	2002 (6)
LB Tom Addison (2)	CB Leroy Mitchell (1)	CB Leroy Mitchell (1)	FS Fred Marion (1)	SpT Larry Izzo (2)
DB Fred Bruney (1)	C Jon Morris (5)	C Jon Morris (5)	LB Steve Nelson (3)	S Lawyer Milloy (4)
WR Gino Cappelletti (1)	T Tom Neville (2)	T Tom Neville (2)	LB Andre Tippett (2)	CB Ty Law (3)
DE Bob Dee (2)	1969 (6)	1969 (6)	1986 (5)	DT Richard Seymour (1)
HB Larry Garron (1)	RB Carl Garrett (1)	RB Carl Garrett (1)	CB Ray Clayborn (3)	K Adam Vinatieri (1)
DT Jim Hunt (1)	DT Jim Lee Hunt (4)	DT Jim Lee Hunt (4)	K Tony Franklin (1)	C Damien Woody (1)
G Charlie Leo (2)	C Jon Morris (6)	C Jon Morris (6)	WR Stanley Morgan (3)	2003 (3)
1962 (6)	WR Ron Sellers (1)	WR Ron Sellers (1)	SpT Mosi Tatupu (1)	CB Ty Law (4)
LB Tom Addison (3)	QB Mike Taliaferro (1)	QB Mike Taliaferro (1)	LB Andre Tippett (3)	LB Willie McGinest (2)
DB Fred Bruney (2)	S Don Webb (1)	S Don Webb (1)	1987 (2)	DT Richard Seymour (2)
DE Larry Eisenhauer (1)	1970 (1)	1970 (1)	WR Stanley Morgan (4)	2004 (5)
WR Jim Colclough (1)	C Jon Morris (7)	C Jon Morris (7)	LB Andre Tippett (4)	QB Tom Brady (2)
DB Dick Felt (1)	1971-75 (0)	1971-75 (0)	1988 (3)	LB Tedy Bruschi (1)
T Charlie Long (1)	None	None	RB John Stephens (1)	SpT Larry Izzo (3)
1963 (11)	1976 (4)	1976 (4)	LB Andre Tippett (5)	DT Richard Seymour (3)
LB Tom Addison (4)	TE Russ Francis (1)	TE Russ Francis (1)	LB Johnny Rember (1)	K Adam Vinatieri (2)
DT Houston Antwine (1)	T Leon Gray (1)	T Leon Gray (1)	1989 (1)	2005 (2)
LB Nick Buoniconti (1)	G John Hannah (1)	G John Hannah (1)	LB Johnny Rember (2)	QB Tom Brady (3)
WR Gino Cappelletti (2)	CB Mike Haynes (1)	CB Mike Haynes (1)	1990 (1)	DT Richard Seymour (4)
DE Bob Dee (3)	1977 (2)	1977 (2)	T Bruce Armstrong (1)	2006 (2)
DE Larry Eisenhauer (2)	TE Russ Francis (2)	TE Russ Francis (2)	1991 (2)	T Matt Light (1)
FB Larry Garron (2)	CB Mike Haynes (2)	CB Mike Haynes (2)	T Bruce Armstrong (2)	DT Richard Seymour (5)
DB Ron Hall (1)	1978 (5)	1978 (5)	TE Marv Cook (1)	2007 (8)
G Charlie Long (2)	FB Sam Cunningham (1)	FB Sam Cunningham (1)	1992 (1)	QB Tom Brady (4)
G Billy Neighbors (1)	TE Russ Francis (3)	TE Russ Francis (3)	TE Marv Cook (2)	C Dan Koppen (1)
QB Babe Parilli (1)	T Leon Gray (2)	T Leon Gray (2)	1993 (0)	T Matt Light (2)
1964 (9)	G John Hannah (2)	G John Hannah (2)	None	G Logan Mankins (1)
LB Tom Addison (5)	CB Mike Haynes (3)	CB Mike Haynes (3)	1994 (3)	WR Randy Moss (6)
DT Houston Antwine (2)	1979 (3)	1979 (3)	T Bruce Armstrong (3)	CB Asante Samuel (1)
LB Nick Buoniconti (2)	G John Hannah (3)	G John Hannah (3)	QB Drew Bledsoe (1)	LB Mike Vrabel (1)
WR/K Gino Cappelletti (3)	CB Mike Haynes (4)	CB Mike Haynes (4)	TE Ben Coates (1)	NT Wes Wilfork (1)
DE Bob Dee (3)	WR Stanley Morgan (1)	WR Stanley Morgan (1)	1995 (3)	2008 (2)
DE Larry Eisenhauer (3)	1980 (7)	1980 (7)	T Bruce Armstrong (4)	K Stephen Gostkowski (1)
RB Larry Garron (3)	DE Julius Adams (1)	DE Julius Adams (1)	TE Ben Coates (2)	WR Wes Welker (1)
C Jon Morris (1)	FS Tim Fox (1)	FS Tim Fox (1)	RB Curtis Martin (1)	2009 (5)
QB Babe Parilli (2)	G John Hannah (4)	G John Hannah (4)	1996 (6)	QB Tom Brady (5)
1965 (4)	CB Mike Haynes (5)	CB Mike Haynes (5)	T Bruce Armstrong (5)	G Logan Mankins (2)
DT Houston Antwine (3)	WR Stanley Morgan (2)	WR Stanley Morgan (2)	QB Drew Bledsoe (2)	S Brandon Meriweather (1)
LB Nick Buoniconti (3)	LB Steve Nelson (1)	LB Steve Nelson (1)	TE Ben Coates (3)	WR Wes Welker (2)
DE Bob Dee (4)	PK John Smith (1)	PK John Smith (1)	RB Curtis Martin (2)	NT Vince Wilfork (2)
C Jon Morris (2)	1981 (1)	1981 (1)	DE Willie McGinest (1)	2010 (8)
1966 (11)	G John Hannah (5)	G John Hannah (5)	KR David Meggett (1)	QB Tom Brady (6)
DT Houston Antwine (4)	1982 (2)	1982 (2)	1997 (5)	LT Matt Light (3)
LB Nick Buoniconti (4)	G John Hannah (6)	G John Hannah (6)	T Bruce Armstrong (6)	G Logan Mankins (3)
WR/K Gino Cappelletti (4)	CB Mike Haynes (6)	CB Mike Haynes (6)	QB Drew Bledsoe (3)	LB Jerod Mayo (1)
DE Larry Eisenhauer (4)	1983 (5)	1983 (5)	TE Ben Coates (4)	CB Devin McCourty (1)
DT Jim Lee Hunt (2)	P Rich Camarillo (1)	P Rich Camarillo (1)	LB Chris Slade (1)	S Brandon Meriweather (2)
C Jon Morris (3)	CB Ray Clayborn (1)	CB Ray Clayborn (1)	SpT Larry Whigham (1)	WR Wes Welker (3)
FB Jim Nance (1)	RB Tony Collins (1)	RB Tony Collins (1)	1998 (3)	NT Vince Wilfork (3)
T Tom Neville (1)	G John Hannah (7)	G John Hannah (7)	TE Ben Coates (5)	2011 (8)
QB Babe Parilli (3)	T Brian Holloway (1)	T Brian Holloway (1)	CB Ty Law (1)	QB Tom Brady (7)
DB Chuck Shonta (1)	1984 (4)	1984 (4)	S Lawyer Milloy (1)	DE Andre Carter (1)
G Len St. Jean (1)	G John Hannah (8)	G John Hannah (8)	1999 (2)	TE Rob Gronkowski (1)
1967 (7)	T Brian Holloway (2)	T Brian Holloway (2)	WR Terry Glenn (1)	G Logan Mankins (4)
DT Houston Antwine (5)	LB Steve Nelson (2)	LB Steve Nelson (2)	S Lawyer Milloy (2)	ST Matthew Slater (1)
LB Nick Buoniconti (5)	LB Andre Tippett (1)	LB Andre Tippett (1)	2000 (0)	G Brian Waters (6)
RB Larry Garron (4)			None	WR Wes Welker (4)
				NT Vince Wilfork (4)

PATRIOTS PRO BOWL RECORDS

MOST APPEARANCES

9	John Hannah (1976, 1978-85)
7	Tom Brady (2001, 2004-05, 2007, 2009-11)
7	Jon Morris (1964-1970)
6	Houston Antwine (1963-68)
6	Bruce Armstrong (1990-91, 1994-97)
6	Mike Haynes (1976-80, 1982)

MOST CONSECUTIVE APPEARANCES

8	John Hannah (1978-85)
7	Jon Morris (1964-70)
6	Houston Antwine (1963-68)
5	Ben Coates (1994-98)
5	Mike Haynes (1976-80)
5	Richard Seymour (2002-06)
5	Andre Tippett (1984-88)

NOTE: The year indicates the season in which the player was selected for Pro Bowl participation, but the game itself is played the following January or February. For example, players selected in the 2009 season played in the 2010 Pro Bowl, but are listed under 2009.



HISTORICAL TIMELINE: 1959-70

1959

- Nov. 16 American Football League's eighth and final franchise is awarded to William H. Sullivan, Jr.
- Nov. 22 Northwestern RB Ron Burton is selected as first draft choice and Syracuse RB Gerhardt Schwedes is made first territorial choice.
- Dec. Mike Holovak is named director of player personnel. He is the first executive hired.
- Dec. 20 Clemson QB Harvey White becomes the first player to sign a Boston Patriots contract.

1960

- Feb. 8 Lou Saban is appointed first head coach.
- Feb. 20 As the result of a public contest, the team nickname of Patriots is chosen. The Patriots also announce that the team colors will be red, white and blue.
- April 1 Boston University Field is named as the Patriots first home.
- April 2 Patriots become first pro team in history to issue public stock.
- April 19 Uniformed Patriot centering football (creative work of cartoonist Phil Bissell) is adopted as team logo.
- July 4 Team opens first training camp at the University of Massachusetts, 350 players attended.
- Aug. 14 Patriots play their first home game, a 24-14 pre-season loss to the Dallas Texans before 11,000 fans at Harvard Stadium.
- Sept. 9 In their first regular season game, the Patriots open with a 13-10 loss to Denver at B.U. Field before a crowd of 21,597.
- Sept. 16 DB Chuck Shonta recovered a fumble on the final play of the game and ran for a touchdown to give the Patriots their first victory with a 28-24 advantage over the N.Y. Titans at the Polo Grounds in New York.
- Nov. 25 The Patriots host the Houston Oilers in front of 27,123 fans at B.U. Field, recording the first sellout in the history of the AFL.

1961

- Oct. 10 Mike Holovak replaces Lou Saban as head coach.
- Dec. 17 The Patriots ended the season with a 41-0 shutout over San Diego to finish with a 9-4-1 record, second in the AFL Eastern Division. The 41-point margin of victory remains the largest shutout victory in Patriots history.

1962

- Sept. 16 Opened the season at Harvard Stadium and beat the Houston Oilers, 34-21. The Patriots played the remainder of their games at Boston University Field.
- Dec. 12 The Oakland Raiders claim one of the AFL's most shocking upsets with a 20-0 victory over the Patriots in the season finale. It was the Raiders' only victory of the season and knocked the Patriots out of championship contention.

1963

- Oct. 11 Patriots play their first game in Fenway Park and beat Oakland, 20-14.
- Dec. 28 With a 26-8 victory over Buffalo, the Patriots win the AFL's Eastern Division title in the league's only season-ending tie-breaker game.



In the AFL's first ever preseason game on July 30, 1960, the Patriots defeat Buffalo 28-7 at War Memorial Stadium. Patriots DE Bob Dee (above) recovered a fumble for the league's first touchdown.

1964

- Jan. 5 The Patriots fall in the AFL title game, 51-10, to the Chargers in San Diego.
- Oct. 4 Gino Cappelletti boots six field goals in a win at Denver, setting the team's single-game record.
- Dec. 20 Gino Cappelletti finished the season with 155 total points, an AFL record and ranks fourth in NFL history. He won AFL MVP honors.

1966

- Rommie Loudd becomes the first African-American assistant coach in the AFL when Mike Holovak adds him to the Patriots coaching staff prior to the 1966 season. The following season, Loudd was named director of player personnel.
- Dec. 17 Jim Nance rushes for 78 yards against the N.Y. Jets in the season finale giving him 1,458 yards rushing for the season, a Patriots single-season team record until 1995. Nance was later honored with the league's Most Valuable Player award.

1967

- Aug. 13 Patriots played the Baltimore Colts of the NFL in a preseason game. It was the first time the Patriots had played an NFL team. The Patriots lost the game 33-3.
- Dec. 17 Jim Nance finishes the season with 1,216 yards rushing and becomes the first player in AFL history to rush for over 1,000 yards in back-to-back seasons.

1968

- Nov. 10 Gino Cappelletti became the first player in AFL history to score more than 1,000 points in his career, reaching the milestone on a 19-yard touchdown catch vs. San Diego.

1969

- Jan. 30 Patriots appoint Clive Rush as vice president and head coach.

1970

- Feb. 1 The AFL and NFL announce a merger, forming a common league with 26 teams, 13 in the American Football Conference and 13 in the National Football Conference.



HISTORICAL TIMELINE: 1970-82

1970 (Cont.)

- April 4 Foxboro, Mass. selected as the new playing site for the Patriots.
- Sept. 23 Official ground-breaking ceremonies begin for the construction of the Patriots new stadium in Foxboro, Mass. The stadium opened nearly one year later.
- Nov. 12 John Mazur replaces Clive Rush as head coach.

1971

- Mar. 22 The Boston Patriots are renamed the New England Patriots.
- Aug. 15 The Patriots make their debut at Schaefer Stadium in Foxboro. Gino Cappelletti kicked a 36-yard field goal for the first points scored in the stadium as the Patriots topped the N.Y. Giants, 20-14, before 60,423 fans.



The Patriots played their first game at Schaefer Stadium in 1971 in front of 60,423 fans.

1972

- Feb. 17 The Patriots made financial history by paying first cash dividend of 15 cents per share.

1973

- Jan. 26 Chuck Fairbanks is named head coach and general manager.
- Jan. 30 The Patriots solidify their franchise for years to come when they selected John Hannah (4th overall), RB Sam Cunningham (11th) and WR Darryl Stingley (19th) in the first round of the 1973 draft.

1975

- Nov. 7 President William H. Sullivan, Jr. became the first majority owner in club history when he purchased additional voting stock to give him 88 percent of the franchise's voting stock.

1976

- July 10 Patriots open their training camp for the first time at Bryant College in Smithfield, R.I. after spending the summers of 1969-75 at UMass-Amherst.
- Dec. 5 Patriots defeat New Orleans, 27-6, at Foxboro to qualify for their first NFL playoff appearance and their first playoff appearance since the 1963 AFL Championship game.
- Dec. 8 Non-voting stockholders approve offer of \$15 per share made by Billy Sullivan to purchase all non-voting stock.
- Dec. 18 Lost AFC divisional playoff game to the eventual Super Bowl Champion Oakland Raiders, 24-21, in the final 10 seconds of the game.

1977

- Aug. 20 Work completed on installation of new surface (Super Turf) in Schaefer Stadium.

1978

- Dec. 10 Patriots clinch their first outright divisional championship in the club's history with a last-minute 26-24 victory over Buffalo at home.
- Dec. 31 Patriots lose 31-14 to Houston in first playoff game ever played in Foxboro.

1979

- April 2 Patriots announce that head coach and general manager Chuck Fairbanks has been released from his contract to assume duties as head football coach at the University of Colorado.
- April 6 Francis "Bucko" Kilroy named general manager and former Patriots offensive coordinator Ron Erhardt is named head coach.
- Sept. 3 Former wide receiver Darryl Stingley is named Executive Director of Player Personnel.
- Dec. 16 In a 27-23 victory over the Minnesota Vikings to close out the 1979 regular season, WR's Harold Jackson and Stanley Morgan became the first and second players in Patriots history to surpass the 1,000-yard receiving single-season mark. Jackson finished the 1979 campaign with 1,013 yards and Morgan totaled 1,002.

1980

- Feb. 25 Paul Sonnabend resigns as Executive Director of the NFL Management Council and is appointed as Vice President and a member of the Board of Directors of the Patriots.
- April 8 William H. "Billy" Sullivan, Jr., President of the Patriots, is re-elected as Chairman of the Board of NFL Properties.

1981

- Nov. 29 FB Sam Cunningham, with 35 yards on nine carries against St. Louis at Foxboro, surpasses Jim Nance (5,323 yards on 1,323 carries) as the Patriots all-time career rushing leader.

1982

- Jan. 15 Ron Meyer, head coach at Southern Methodist University from 1976-81, is named the eighth head coach in club history.
- Dec. 12 The Patriots defeat the Miami Dolphins, 3-0, in the "Snow Plow Game." Mark Henderson used a snow plow to clear a kicking surface on the Schaefer Stadium turf for John Smith. Smith then connected on a 33-yard field goal which would be the only scoring of the game.



HISTORICAL TIMELINE: 1983-86

1983

- Jan. 8 In their first playoff appearance since 1978, the Patriots lose to the eventual AFC Champion Miami Dolphins at the Orange Bowl, 28-13.
- Feb. 16 General manager Bucko Kilroy is promoted to the position of Vice President and Patrick Sullivan, assistant general manager for four years, is named general manager.
- May 23 Schaefer Stadium is renamed Sullivan Stadium in honor of the founder and driving force behind the Patriots franchise, William H. "Billy" Sullivan, Jr.
- June 29 Sullivan Stadium is officially rededicated and the Boston Pops perform a concert in the stadium that is free to the public.

1984

- June 1 The Patriots organize a fan advisory board, a group of season ticket holders who will help advise the Patriots on how to make Sullivan Stadium a more exciting and more pleasant place to bring a family to watch an NFL game.
- June 5 In the first-ever NFL Supplemental Draft, the Patriots select slotback Ricky Sanders of the Houston Gamblers, running back Eric Jordan of the Oakland Invaders and quarterback Walter Lewis of the Memphis Showboats.
- Oct. 25 Hall of Fame receiver Raymond Berry is named the head coach of the Patriots, replacing Ron Meyer. Berry, a former Patriots assistant coach, becomes the team's ninth head coach.

1985

- Oct. 13 Raymond Clayborn establishes a new team record for consecutive starts by starting his 111th straight game. Ray Hamilton had the old mark of 110 (set Sept. 16, 1973 to Oct. 26, 1980). Clayborn celebrated the record-setting day by scoring his first professional touchdown on a 27-yard interception return vs. Buffalo.
- Dec. 28 The Patriots defeated the New York Jets, 26-14, at The Meadowlands (East Rutherford, N.J.) in



Patriots head coach Raymond Berry was carried off the field by his players after the Patriots defeated the Miami Dolphins, 31-14, in the 1985 AFC Championship Game, advancing to Super Bowl XX.

1985 (Cont.)

the AFC wild-card game. With the victory, the Patriots won their first NFL playoff game (the Patriots were 0-3 in the NFL playoffs prior to the game).

1986

- Jan. 12 The Patriots defeated the Miami Dolphins, 31-14, to claim their first AFC Championship in team history. In doing so, the Patriots ended an 18-game losing streak at the Orange Bowl that began in 1967. Raymond Berry became the first Patriots head coach to lead his team to the Super Bowl.
- Jan. 26 The Patriots reach the Super Bowl for the first time in team history, playing the Chicago Bears in Super Bowl XX in the Louisiana Superdome in New Orleans. The Bears won the game, 46-10.



- Jan. 27 Defensive end Julius Adams retires after 15 years (all with the Patriots). He was the oldest active defensive lineman in the league at age 37 when he retired, and held the team record until 2000 with 210 games played.
- June 12 Coach Raymond Berry, who led the Patriots to the AFC Championship and Super Bowl XX in his first full season as the team's head coach, signs new five-year contract.
- June 30 John Hannah, who was selected to the Pro Bowl a team record nine times, announces his retirement. He retires after starting 183 games, a team record until 1999.
- Sept. 7 1985 AFC Championship banner is raised at Sullivan Stadium in pregame ceremony prior to the season opener vs. Indianapolis. The banner is 10 feet wide and 15 feet long. Mr. William H. "Billy" Sullivan, Jr. is joined by the governors from each of the New England states.
- Sept. 21 QB Tony Eason throws for a then team-record 414 yards. The Patriots lose to Seattle, 38-31, in the game played in Foxboro. Eason was 26-of-45 with three touchdowns and no interceptions.
- Dec. 7 WR Stanley Morgan establishes a new team record for catches in one season with his 67th catch (had five catches on the day). Morgan, who finished the season with 84 catches, broke Derrick Ramsey's previous mark of 66 catches, set in 1984.
- Dec. 31 NEP Partners purchase a three-year option to buy the Patriots.



HISTORICAL TIMELINE: 1987-94

1987

- Nov. 29 Cornerback Raymond Clayborn ends his consecutive games played streak at 161. Clayborn broke Gino Cappelletti's record of 152 consecutive games played and Ray Hamilton's record 110 consecutive starts.

1988

- July 28 Victor K. Kiam II, the owner and chief executive officer of Remington Products, Inc. of Bridgeport, Conn., agrees to purchase the team from William H. "Billy" Sullivan, Jr.
- Oct. 28 Victor K. Kiam II becomes majority owner and chairman of the Patriots. Francis W. Murray, the minority owner, is the vice chairman. William H. "Billy" Sullivan, Jr., the founder and previous owner, remains as the team's president. The Kiam, Murray and Sullivan team is known as KMS Limited.
- Nov. 23 K-Korp, a company co-owned by Robert Kraft, purchases Sullivan Stadium.
- Dec. 4 Veteran wide receiver Stanley Morgan catches his 500th career reception vs. Seattle.

1989

- Jan. 6 Running back John Stephens is named the Old Spice/NFL Rookie of the Year.

1990

- Sullivan Stadium is renamed Foxboro Stadium.
- Feb. 27 Rod Rust is named the head coach of the Patriots, replacing Raymond Berry (who was relieved of his duties on Feb. 26). Rust, a former Patriots defensive coordinator, becomes the team's 10th head coach.
- Mar. 14 Former Patriots offensive guard John Hannah and cornerback Mike Haynes are selected to the National Football League's All-1980s team, while current linebacker Andre Tippett earned second-team honors.
- Dec. 20 Sam Jankovich, the University of Miami's Athletic Director from 1982-90, is named the chief executive officer of the Patriots.

1991

- Jan. 7 Dick MacPherson is named head coach of the Patriots, replacing Rod Rust (who was relieved of his duties on Jan. 4). MacPherson, the head coach at Syracuse for 10 seasons, becomes the team's 11th head coach.
- May 3 The installation of a natural grass playing surface at Foxboro Stadium is completed.
- July 27 Former Patriots offensive guard John Hannah is inducted into the Pro Football Hall of Fame in Canton, Ohio.



1992

- May 11 James B. Orthwein purchases the controlling interest of the Patriots from Victor K. Kiam II. Orthwein becomes Chairman of the Board of the club, while Francis W. Murray, the club's minority owner, becomes President. Sam Jankovich remains the CEO.
- Aug. Gino Cappelletti and Nick Buoniconti are inducted into the Patriots Hall of Fame.

1993

- Jan. 9 Sam Jankovich, the Patriots chief executive officer for the past two seasons, resigns.
- Jan. 21 Bill Parcells is named head coach of the Patriots, replacing Dick MacPherson (who was relieved of his duties on Jan. 8). Parcells becomes the team's 12th head coach. In addition, Patrick Forte is named Executive Vice President of Football Operations and James Hausmann is named Executive Vice President of Business Operations.
- Mar. 31 The Patriots unveil their new logo and uniforms at a press conference at the Four Seasons Hotel in Boston. The new icon features a streamlined head of a minuteman while the primary color of the uniforms changes from red to blue.
- Aug. 18 Bob Dee, Jim Lee Hunt, Steve Nelson and Babe Parilli are inducted into the Patriots Hall of Fame.

1994

- Jan. 2 Patriots LB Andre Tippett sacked Dolphin QB Scott Mitchell to record his 100th career sack. Tippett leads all Patriots with 100 sacks (Julius Adams ranks second with 79.5).
- Jan. 21 Robert K. Kraft becomes the Patriots fourth owner in the club's 35-year history with an agreement to purchase the team from James Orthwein.



Andre Tippett played in the final game of his career on Jan. 2, 1994. In that game, he sacked Miami's Scott Mitchell to end his career with a team-record 100.0 sacks.

HISTORICAL TIMELINE: 1994-97

1994 (Cont.)

- Feb. 25 The sale of the Patriots from James Orthwein to Robert K. Kraft becomes official.
- Feb. 26 Patriots fans respond to the sale by purchasing 5,958 season tickets, a Patriots single-day sales record.



On January 21, 1994 Robert K. Kraft becomes the Patriots fourth owner in the club's 35-year history with an agreement to purchase the team from James Orthwein.



On February 26, 1994, Patriots fans respond to the sale by braving a snow storm to purchase 5,958 season tickets. The one-day mark is a Patriots single-day sales record.

- May 12 Andre Tippett is appointed director of player resources upon his announced retirement.
- June 1 Second-round draft choice Kevin Lee becomes the 10th and final 1994 Patriots draft choice to sign a contract. The 37-day signing period is the fastest reported to the league since the 1970 AFL-NFL merger.
- Nov. The Patriots announce WBCN - 104.1 FM as the team's new radio flagship station after reaching a three-year agreement.
- Dec. 24 The Patriots defeat the Chicago Bears, 13-3, clinching the team's first playoff berth since 1986.

1995

- Jan. 1 The Cleveland Browns defeat the Patriots 20-13 in a wild-card playoff game.
- Feb. 9 The Patriots announce Boston's ABC affiliate WCVB-TV (Channel 5) as their preseason television flagship station. WCVB will televise preseason games and a weekly Patriots show, called Patriots All-Access.
- Mar. 29 The Patriots publish their premier issue of *Patriots Football Weekly*, the team's official newspaper.

1995

- Apr. 29 For the first time in franchise history, every home game is sold out before the season begins as the remaining 15,000 tickets are sold individually to non-season ticket holders.

1996

- July 20 Owner Robert Kraft signs QB Drew Bledsoe to a seven-year contract extension.
- Dec. 8 The Patriots clinch their second playoff berth in two years by defeating the N.Y. Jets, 34-10.
- Dec. 15 The Patriots clinch their first AFC Division title since 1986.
- Dec. 21 The Patriots score 23 unanswered second half points and defeat the N.Y. Giants 23-22 to secure a first-round playoff bye and first home playoff game since 1978. WR Terry Glenn finished the 1996 season with 90 receptions, setting a new league rookie reception record (83 by Earl Cooper - 1980).

1997

- Jan. 5 The Patriots win their first home playoff game in team history by defeating the Pittsburgh Steelers 28-3 in Foxboro Stadium.
- Jan. 12 Otis Smith's 47-yard fumble return for a touchdown with 2:36 remaining enabled the Patriots to defeat the Jacksonville Jaguars 20-6 and earn their second AFC Championship and a trip to Super Bowl XXXI.
- Jan. 26 The Patriots lose 35-21 to the Green Bay Packers in Super Bowl XXXI. The two teams set a Super Bowl record for the most points scored by two teams in the first quarter with 24. At the time, the game was the fourth most-watched program in television history.



- Jan. 31 Bill Parcells steps down as head coach.
- Feb. 3 The Patriots name Pete Carroll as their 13th head coach. Carroll, former head coach of the New York Jets in 1994, spent the '95 and '96 seasons as defensive coordinator of the San Francisco 49ers.
- July 26 Former Patriot CB Mike Haynes is inducted into the Pro Football Hall of Fame.
- Aug. 25 The Patriots introduce the world's first direct to digital nightly video webcast. The webcast contains everything from Patriots player interviews and press conferences to game reviews and previews.
- Sept. 21 For the third time in team history, and first since 1974, the Patriots started the 1997 season 4-0 with a 31-3 victory over Chicago.



HISTORICAL TIMELINE: 1997-2002

1997 (Cont.)

- Dec. 22 The Patriots clinched their second consecutive AFC East Division Championship with a 14-12 victory over the Miami Dolphins. It was their first back-to-back division championship in franchise history and their third playoff appearance in four years. With their victory over the Dolphins, the Patriots finished the 1997 season 7-1 against their division opponents, which tied a then-franchise record.
- Dec. 28 The Patriots won their third home playoff game in two years when they defeated the Miami Dolphins, 17-3.

1998

- Jan. 3 The Patriots lost 7-6 to the Pittsburgh Steelers in the Divisional Playoff round.
- Feb. 23 William H. "Billy" Sullivan Jr., the founder of the New England Patriots, died at the age of 82 in Atlantis, Fla.
- Dec. 13 QB Drew Bledsoe completed a 4-yard pass to TE Lovett Purnell to become the Patriots' all-time leading completion leader, surpassing Steve Grogan (1,876).
- Dec. 20 The Patriots defeat the San Francisco 49ers, 24-21, to qualify for the playoffs for the third consecutive year.

1999

- Jan. 3 Jacksonville Jaguars defeat the Patriots, 25-10, in a wild card playoff game.
- Feb. 7 Patriots CB Ty Law returns an interception 67 yards for a touchdown to propel the AFC to a 23-10 victory in the Pro Bowl. Law, who was selected to play in the game for the first time, was named co-MVP for his efforts.
- June "Patriots All-Access," the Patriots weekly television show wins a New England Emmy for Best Sports Series.
- June 21 The Patriots sold all their remaining tickets for every regular season game in just 90 minutes.
- Nov. 15 Patriots linebacker Andre Tippett is inducted into the Patriots Hall of Fame.
- Dec. 6 In a Foxboro town meeting, over 93 percent of the town's residents voted in favor of passing six necessary articles to approve the stadium project.

2000

- Jan. 27 Patriots name Bill Belichick the 14th head coach in franchise history.



2000 (Cont.)

- April 18 The Patriots unveil the designs for their new stadium in a press conference at the Seaport Hotel in Boston. The newly designed uniforms feature a color change from a royal blue to Nautical Blue.
- June 15 Gillette Stadium's first concrete foundation is poured.
- Oct. 1 Quarterback Drew Bledsoe became the Patriots' all-time leading passer, surpassing Steve Grogan's total of 26,886 yards.



- Nov. 19 Tackle Bruce Armstrong became the Patriots' all-time leader in games played when he started his 207th career game vs. Cincinnati

2001

- April 3 In celebration of a long-standing construction tradition, the final beam was hoisted into place at Gillette Stadium to signify the "topping off" of the structure's steel.
- July 30 The Neponset River is daylighted and diverted into a new corridor on the stadium site.
- Aug. 6 Patriots quarterback coach Dick Rehbein died due to a heart condition at the age of 45.
- Aug. 6 Seat installation begins at Gillette Stadium.
- Sept. 30 Former tackle Bruce Armstrong is inducted into the Patriots Hall of Fame.
- Oct. Installation of the new scoreboards and video boards begins at Gillette Stadium.
- Nov. 19 The grass playing surface is installed at Gillette Stadium.

2002

- Jan. 6 The Patriots defeated the Carolina Panthers, 38-6, and finished the 2001 season with an 11-5 record. They tied a then franchise record with 11 victories and claimed their third AFC East title in six seasons.
- Jan. 19 In a driving snowstorm, the Patriots beat the Oakland Raiders, 16-13 in overtime, in the final game at Foxboro Stadium to advance to the AFC Championship Game.
- Jan. 27 The Patriots beat the Pittsburgh Steelers, 24-17, to advance to the Super Bowl for the third time in their history and the second time in the last six years.

HISTORICAL TIMELINE: 2002

2002 (Cont.)

- Feb. 3 The Patriots claimed the first Super Bowl championship of their 42-year history with a 20-17 win over the St. Louis Rams in Super Bowl XXXVI in New Orleans. Patriots kicker Adam Vinatieri nailed a 48-yard field goal as time expired to bring the Lombardi Trophy home to New England.




- Feb. 5 The state of Massachusetts held a victory parade for the Patriots. The parade traveled through downtown Boston and concluded with a rally at city hall. Approximately 1.25 million people attended the event.
- Feb. 13 The Patriots traveled to Rhode Island as part of their Super Bowl trophy tour for a rally held by the state to congratulate the franchise for their victory in Super Bowl XXXVI.
- Feb. 18 Demolition of Foxboro Stadium begins.
- March 5 The Patriots held the red-carpet premiere of their Super Bowl XXXVI video at the Loews Theatre at Boston Common.
- March 28 The NFL released its 2002 schedule and the Patriots were featured in a franchise record six nationally televised games.
- April 1 The Patriots and their Super Bowl trophy were on hand at Fenway Park for opening day of the 2002 Boston Red Sox season. In a pre-game ceremony, each of the players in attendance threw out the first pitch of the season.
- April 2 The Patriots were invited to the White House and were congratulated on their victory in Super Bowl XXXVI by the President of the United States, George W. Bush.



2002 (Cont.)

- April 10 The Patriots traveled to New Hampshire and Vermont as part of their Super Bowl Trophy Tour and took part in rallies in both states to celebrate their victory in Super Bowl XXXVI.
- April 17 The Patriots continued their Super Bowl Trophy Tour with a trip to Maine.
- May 6 The Patriots moved into their new offices and facilities at their new stadium.
- May 9 The New England Revolution soccer team participated in the first practice held at the new stadium.
- May 11 The Revolution played in the first game at the new stadium. In the stadium's "soft opening," the lower seating bowl and concourse are opened to the public for the first time.
- June 1 Demolition of Foxboro Stadium is completed.
- June 4 The Patriots traveled to Connecticut as part of their Super Bowl Trophy Tour to thank their fans for their support.
- June 6 The Patriots open a three-day minicamp, the first time the entire team worked together at the new stadium.
- June 9 Robert Kraft hosted the Patriots Super Bowl ring ceremony at the Boston Harbor Hotel.
- Aug. 5 Patriots signed a 15-year agreement with the Gillette Company for exclusive naming rights to Gillette Stadium.



- Aug. 17 Patriots host first football game at Gillette Stadium, a 16-15 preseason victory over the Philadelphia Eagles.
- Sept. 9 Patriots host the grand opening of Gillette Stadium against the Pittsburgh Steelers on Monday Night Football. The Patriots defeated the Steelers 30-14.
- Sept. 22 Troy Brown established a single-game franchise record with 16 catches vs. Kansas City.
- Dec. 8 The Patriots extended their radio agreement with WBCN.
- Dec. 16 Robert and Jonathan Kraft named 2002 Sports Industrialists of the Year by *The Sports Business Daily*.

2003

- Aug. 27 Robert Kraft presents offensive lineman Joe Andruzzi with the first annual New England Patriots Ron Burton Community Service Award. The award is presented in honor of Burton, the first draft choice in team history and a dedicated member of the New England community.



HISTORICAL TIMELINE: 2003-05

2003 (Cont.)

- Dec. 7 The Patriots defeated the Miami Dolphins, 12-0, in snowy Foxborough to claim the seventh division title in franchise history.
- Dec. 27 New England closed out the then-best regular season in franchise history with a 31-0 shutout over the Buffalo Bills to finish the season with a 14-2 record, the best mark in the NFL.

2004

- Jan. 10 In the coldest game in team history (four degrees), the Patriots beat Tennessee 17-14 in the divisional playoffs at Gillette Stadium.
- Jan. 18 New England hosted the AFC Championship for the second time in club history and advanced to the fourth Super Bowl in team annals with a 24-14 win over the Indianapolis Colts.
- Jan. 21 Robert K. Kraft celebrated the 10th anniversary of his purchase of the franchise.
- Feb. 1 The Patriots won the Super Bowl for the second



time in three seasons with a thrilling 32-29 victory over Carolina in Super Bowl XXXVIII at Reliant Stadium in Houston.

- Feb. 3 More than 1.5 million Patriots fans jammed the streets of Boston for a victory parade that ends with a rally at City Hall Plaza.
- March 21 The Patriots brought the Lombardi Trophy to Manchester, N.H., to celebrate their Super Bowl XXXVIII victory with the fans of New Hampshire.
- April 7 The Patriots brought the Lombardi Trophy to a victory parade in Portland, Maine.
- April 9 Robert Kraft threw out the first pitch at the Boston Red Sox' 2003 Opening Day ceremonies at Fenway Park.
- April 22 The Patriots released the DVD "3 Games to Glory II," at a premiere event in Randolph, Mass. The two-disc set contains nearly five hours of features chronicling and commemorating the Patriots' record-setting 2003 season.
- May 8 The Patriots brought the Lombardi Trophy to Water Fire in Providence, R.I. to share their Super Bowl victory with the fans of Rhode Island.
- May 10 The Patriots visited the White House, where they were honored by President George W. Bush.
- June 13 Robert Kraft presented the Patriots with Super Bowl XXXVIII rings in a ceremony at his home.
- Sept. 9 The Patriots opened the NFL's 2004 regular season with a 27-24 victory over Indianapolis in a Thursday prime-time matchup at Gillette Stadium. Robert Kraft unveiled the team's second Super Bowl Championship Banner as part of a star-studded pre-game ceremony that included musical performances from Elton John, Toby Keith, Destiny's Child and Lenny Kravitz.
- Oct. 10 New England set the all-time pro football record with its 19th consecutive victory, a 24-10 win

2012 New England Patriots

2004 (Cont.)

- over the Miami Dolphins at Gillette Stadium. The winning streak eventually extended to 21 games.
- Dec. 12 The Patriots clinched their eighth AFC East crown following a 35-28 win over Cincinnati in Foxborough.

2005

- Jan. 16 New England advanced to the AFC Championship Game with a 20-3 victory over Indianapolis amid snowy conditions at Gillette Stadium. The Patriots held the highest-scoring offense in the NFL to just a field goal.
- Jan. 23 The Patriots won their fifth AFC Championship with a 41-27 victory over the Pittsburgh Steelers at Heinz Field, setting a franchise playoff record for points against the NFL's top defense.
- Feb. 6 The Patriots outlasted the Philadelphia Eagles in Super Bowl XXXIX, posting a 24-21 win for their third championship. The Patriots became just the second franchise in NFL history to win three out of four Super Bowls.
- Feb. 8 More than a million fans line the streets of Boston as the Patriots take part in a rolling rally through the city.



- March 20 The Patriots brought the Lombardi Trophy to Manchester, N.H., to celebrate with the fans of New Hampshire.
- April 8 The Patriots brought the Lombardi Trophy to a victory parade in Portland, Maine.
- April 13 The Patriots returned to the White House to be honored as champions by President Bush.
- April 21 The commemorative DVD "3 Games to Glory III" was released at a premiere event in Randolph, Mass.
- June 12 Robert Kraft presented the Patriots with Super Bowl XXXIX rings in a ceremony at his home.
- Sept. 8 The Patriots raised their third Super Bowl banner prior to a 30-20 victory over the Oakland Raiders in the 2005 regular-season opener.
- Sept. 19 *Forbes* Magazine names the Patriots "The Best Team in Sports" and Robert Kraft appears on the cover of the issue.
- Dec. 4 On a snowy day, the Patriots defeat the New York Jets, 16-3, to improve to 9-0 all-time in snow games in Foxborough.
- Dec. 12 Quarterback Tom Brady is named *Sports Illustrated's* Sportsman of the Year.
- Dec. 17 The Patriots clinch their third straight AFC East title with a 28-0 victory over Tampa Bay in Foxborough. The title marked New England's fourth division championship in a five-year span.

2006

- Jan. 1 The Patriots celebrate the 25th anniversary of the 1985 AFC Championship team by honoring 50




www.patriots.com

HISTORICAL TIMELINE: 2005-07

2006 (Cont.)

former players and coaches at halftime of the 2005 regular-season finale at Gillette Stadium.



- Jan. 7 The Patriots defeat the Jacksonville Jaguars, 28-3 in a wild card playoff game. The victory was New England's 10th consecutive playoff win, setting an all-time NFL record.
- Nov. 5 Troy Brown grabs his 535th career reception, in a game against the Indianapolis Colts, passing Stanley Morgan (534 receptions) to become the Patriots' all-time receptions leader.
- Dec. 24 The Patriots capture their fourth consecutive AFC East title with a 24-21 victory over the Jacksonville Jaguars. Their four straight titles ties the AFC East division record.

2007


- Jan. 7 New England defeats the N.Y. Jets 37-16 in a first-round playoff game at Gillette Stadium. The Patriots streak of four straight seasons with a playoff victory tied the fifth longest such streak in NFL history.
- Jan. 14 The Patriots advance to their third AFC Championship Game in four seasons with a 24-21 road win against the top-seeded San Diego Chargers.
- May 20 The Kraft Group makes public its plans for Patriot Place, a super-regional shopping and entertainment destination on the grounds of Gillette Stadium. The development will include a mix of more than 70 retail and entertainment options for visitors.
- May 20 The Kraft Group unveils its vision for The Hall at Patriot Place, a football-themed museum to be located within the larger Patriot Place development and slated to open in Fall 2008. The Hall will honor Patriots greats and will give fans an opportunity to celebrate the team's championship tradition through a cutting-edge multimedia experience.

2007 (Cont.)

- Aug. 27 Stanley Morgan is enshrined in the Patriots Hall of Fame in an induction ceremony at the Patriots Kickoff Gala at Gillette Stadium.
- Sept. 6 Robert Kraft is ranked as the top NFL owner on *Sports Business Journal's* list of the 20 most influential people in the NFL.
- Sept. 9 Ellis Hobbs returns a kickoff 108 yards for a touchdown in the Patriots' season opener, setting an NFL record for the longest kickoff return in league history.
- Oct. 21 Tom Brady throws a franchise-record six touchdown passes in a 49-28 win over the Dolphins. His 158.3 passer rating in the game is the second perfect rating in Patriots history.
- Nov. 4 Tom Brady throws his 33rd touchdown pass of the season, setting a franchise record in a 24-20 victory over Indianapolis Colts. The game between the 7-0 Patriots and the 8-0 Colts was the latest matchup of undefeated teams in NFL history.
- Nov. 14 Bass Pro Shops holds its grand opening at Patriot Place.
- Nov. 18 The Patriots tie a franchise record for points in a 56-10 win at Buffalo. Randy Moss sets a team record with four touchdown catches.
- Nov. 19 A topping off ceremony is held for The Hall at Patriot Place.
- Dec. 3 The then-largest audience in cable television history (17.5 million) watches the Patriots' thrilling last-minute 27-24 victory over Baltimore on *Monday Night Football*.
- Dec. 9 The Kraft Group and CBS Corp. announce plans to launch The CBS Scene Restaurant and Bar, a 15,000 sq. ft. state-of-the-art entertainment and sports venue at Patriot Place.
- Dec. 29 The Patriots defeat the New York Giants, 38-35, to complete the first 16-0 regular season in NFL history. Tom Brady sets a new NFL record with his 50th touchdown pass and Randy Moss sets a league mark with his 23rd touchdown reception. The Patriots finish the season with a league-record 589 points and 75 touchdowns.

2008

- Jan. 5 Tom Brady is named the NFL's Most Valuable Player by the Associated Press.
- Jan. 20 The Patriots win their sixth AFC Championship with a 20-12 victory over San Diego at Gillette



HISTORICAL TIMELINE: 2007-08

2008 (Cont.)

- Stadium, advancing to Super Bowl XLII with an unprecedented 18-0 record.
- Jan. 27 More than 15,000 fans and Massachusetts Governor Deval Patrick participate in a snowy send-off rally at Gillette Stadium as the Patriots depart for Arizona and Super Bowl XLII.
- Feb. 2 Andre Tippett is elected to the Pro Football Hall of



Randy Moss set an NFL record with his 23rd touchdown catch of the season on Dec. 29, 2007 in a game against the New York Giants.

Fame, becoming the second player to earn the honor after playing his entire career as a Patriot.

- Feb. 3 The Patriots fall to the New York Giants, 17-14, in Super Bowl XLII. The Patriots take a 14-10 lead with 2:42 remaining, but a Giants touchdown with 0:35 left clinches the game.



- Mar. 11 The Hall at Patriot Place launches the website newenglandfootball.com, an initiative to promote high school football in New England.
- July 7 Ben Coates is elected to the Patriots Hall of Fame in voting by fans on Patriots.com.
- Aug. 2 Andre Tippett is inducted into the Pro Football Hall of Fame in Canton, Ohio. He is presented by Patriots Chairman and CEO Robert Kraft, and joins John Hannah as the only career Patriots in the Pro Football Hall of Fame.
- Sept. 6 The Kraft Group and CBS open CBS Scene Restaurant & Bar, a three-story, 15,000-square-foot, one-of-a-kind entertainment and dining destination at Patriot Place, with a star-studded red carpet event.
- Sept. 18 A ribbon-cutting ceremony is held at The Hall at Patriot Place presented by Raytheon, unveiling a

2008 (Cont.)

- first-of-its-kind experience that showcases the history of the New England Patriots, provides a permanent home for the franchise's Hall of Fame and promotes math and sciences education through football.
- Sept. 20 In a ceremony attended by thousands of Patriots fans outside The Hall at Patriot Place, 12 members of the Patriots Hall of Fame were re-inducted and Ben Coates was inducted as the 13th member.



Patriots Hall of Famers (from left) Ben Coates, Stanley Morgan, Steve Grogan, Mike Haynes, Andre Tippett, Nick Buoniconti, Steve Nelson, John Hannah and Vito "Babe" Parilli were honored at halftime of a Sept. 21, 2008 game at Gillette Stadium as part of the Inaugural Induction Weekend at The Hall at Patriot Place presented by Raytheon.

- Sept. 22 The Hall at Patriot Place presented by Raytheon opens to the public.
- Sept. 25 Wide Receiver Troy Brown announces his retirement from football. His significant contributions in all three phases of the game – offense, defense and special teams – made him one of the most beloved players in the history of the Patriots franchise.
- Oct. 20 Andre Tippett, a member of the Pro Football Hall of Fame Class of 2008, is honored at Andre Tippett Night at Gillette Stadium.

2009

- Jan. 22 The Patriots unveil their 50th season logo, which will brand all of the team's activities in 2009.
- March 24 On the occasion of the team's 50th season, Patriots Chairman and CEO Robert Kraft inducts William H. "Billy" Sullivan, the team's founder, into the Patriots Hall of Fame as the first contributor to be enshrined.
- June 10 Jim Nance is elected to the Patriots Hall of Fame in voting by fans on Patriots.com.
- Oct. 18 The Patriots set team records for points in a game (59) and total net yards (619) in a 59-0 victory vs. Tennessee in snowy conditions at Gillette Stadium. Tom Brady sets an NFL record with five



HISTORICAL TIMELINE: 2009-2010

2009

- touchdown passes in the second quarter.
- Oct. 25 The Patriots play their first game on foreign soil as part of the NFL's International Series in front of 84,000 fans at London's historic Wembley Stadium. The Patriots defeat the Tampa Bay Buccaneers, 35-7.



- Nov. 30 Tom Brady passes Drew Bledsoe (29,657) to become New England's all-time passing leader.
- Dec. 6 Randy Moss and Wes Welker both go over 1,000 yards receiving at Miami to become the first Patriots players and only the sixth set of players in NFL history to have three straight 1,000-yard seasons.
- Dec. 13 Wes Welker reaches 100 receptions for the third consecutive season on a 6-yard pass from Tom Brady in the third quarter vs. Carolina. Welker reached 100 receptions in his 11th game of the season to tie Marvin Harrison for the fewest individual games played to reach 100 receptions in a season in NFL history.



- Dec. 20 The Patriots beat Buffalo, 17-10, to win their ninth game of the season and become the first team to win more than half of their games in nine straight seasons since free agency began in 1993 and only the fifth team to do so since the 1970 merger.
- Dec. 27 The Patriots clinch the AFC East Division title for the seventh time in nine seasons with a 35-7 victory over the Jacksonville Jaguars at Gillette Stadium. The Patriots earned their 11th playoff berth in the 16 seasons since Robert Kraft purchased the team.

2010

- June 14 Sam "Bam" Cunningham, the franchise's all-time leading rusher, is selected by fans as the 2010 inductee to the Patriots Hall of Fame.
- Aug. 2 Patriot Place announces the completion of a photovoltaic power system that will generate approximately 525 kilowatts of clean, renewable

2010 (Cont.)



solar power at Patriot Place

- Oct. 4 The Patriots become the first team in NFL history to score a touchdown five different ways in the same game at Miami. The Patriots score a



- rushing touchdown, a receiving touchdown, a kickoff returned for a touchdown, block a field goal that is returned for a touchdown and return an interception for a touchdown.
- Oct. 23 Gillette hosts the "Colonial Clash" between the University of Massachusetts and the University of New Hampshire, the first college football game ever to be played at Gillette Stadium.
- Nov. 25 Tom Brady records a perfect quarterback rating after finishing 21-of-27 for 341 yards with four touchdowns and no interceptions in a 45-24 victory at Detroit on Thanksgiving Day. It is the second time in his career that he has finished with a perfect rating (10/21/07 at Miami), making him the third player ever to have more than one game with a perfect rating (min. 20 attempts).
- Dec. 12 New England qualifies for the playoffs for the 18th time in its 51-year history with a 36-7 win at Chicago to mark the 12th playoff appearance in the 17 years that Robert Kraft has owned the franchise.
- Dec. 26 The Patriots clinch the AFC East Championship and the AFC's top seed, including home-field advantage throughout the playoffs with a 34-3 victory at the Buffalo Bills.
- Dec. 28 QB Tom Brady, G Logan Mankins, LB Jerod Mayo, CB Devin McCourty, S Brandon Meriweather and DL Vince Wilfork are selected to the 2011 AFC Pro Bowl team. (WR Wes Welker and LT Matt Light are later added to the roster.)
- Jan. 2 BenJarvus Green-Ellis rushes for 80 yards in the regular-season finale against the Dolphins to give him 1,008 yards on the season. He becomes the 11th New England player to record a 1,000-



HISTORICAL TIMELINE: 2010-2011

2011 (Cont.)

- yard rushing season and the first since Corey Dillon in 2004.
- Jan. 2 New England head coach Bill Belichick guides the Patriots to an NFL-best 14-2 after a 38-7 win over Miami. Belichick becomes the first head coach ever to win at least 14 regular-season games in four separate seasons.
- Feb. 2 Bill Belichick is named the Associated Press Coach of the Year for the third time in his career.
- Feb. 3 The Patriots offensive line is named the 2010 Madden Most Valuable Protectors.
- Feb. 6 Tom Brady is named the Associated Press NFL Most Valuable Player for the second time in his career. He is the first ever unanimous selection.
- March 27 Jon Morris selected to the Patriots Hall of Fame by 10-person senior selection committee.
- May 16 Drew Bledsoe is elected to the Patriots Hall of Fame in voting by fans on Patriots.com.
- July 25 Robert Kraft and Colts C Jeff Saturday share a now-iconic moment during a news conference announcing the end of the four-and-a-half-month lockout. Kraft was recognized by the players and owners as critical in getting the deal done.



2011 (Cont.)

- Aug. 11 The Patriots dedicate the 2011 season to the late Myra Kraft and debut "MHK" patches on player jerseys and coaching apparel to be worn throughout the season in her honor.
- Dec. 18 With a win at Denver, the Patriots clinch a playoff berth for the 13th time in the 18 seasons since Robert Kraft purchased the team in 1994.
- Dec. 27 Eight Patriots are selected to the Pro Bowl: Tom Brady, Andre Carter, Rob Gronkowski, Logan Mankins, Matthew Slater, Brian Waters, Wes Welker and Vince Wilfork.



2012

- Jan. 14 The Patriots set single-game playoff franchise records for points (45) and yards (509) at home in a 45-10 AFC Divisional round win over Denver.
- Jan. 22 New England advanced to its seventh Super Bowl (sixth of the Kraft era) as a last-minute Ravens' field goal attempt sails wide left and the Patriots hang on for a 23-20 victory.
- Feb. 5 The Patriots fell behind to the Giants early and battle back to claim a 17-9 second-half lead. But the N.Y. Giants engineered an 88-yard touchdown drive late in the fourth quarter to defeat the Patriots, 21-17 in Super Bowl XLVI.
- May 7 Veteran T Matt Light formally announces his retirements in a press conference at the Hall at Patriots Place presented by Raytheon after a stellar 11-year NFL career. Chairman and CEO Robert Kraft and head coach Bill Belichick shared their memories in front of a packed house that included fans, media, family members as well as the entire offensive line.
- June 4 Troy Brown is elected to the Patriots Hall of Fame in voting by fans on Patriots.com.

RON BURTON COMMUNITY SERVICE AWARD

In 2003, Patriots owner Robert Kraft established the annual New England Patriots Ron Burton Community Service Award. The honor recognizes the Patriots player who most embodies the qualities of Burton, who was the first player drafted by the team in 1960 and was known for his commitment to the community and helping others. The award is given annually at the New England Patriots Charitable Foundation Kickoff Gala, and the recipient is honored on a permanent trophy that resides in the Patriots locker room.

RON BURTON AWARD WINNERS

2003..... Joe Andruzzi	2008..... Larry Izzo
2004..... Troy Brown	2009..... Kevin Faulk
2005..... Matt Light	2010..... Vince Wilfork
2006..... Jarvis Green	2011..... Jerod Mayo
2007..... Ty Warren	2012..... Zoltan Mesko



Robert Kraft, joined by JoAnn Burton, and previous Ron Burton Award winners Kevin Faulk, Vince Wilfork and Matt Light, presents New England Patriots linebacker and defensive co-captain Jerod Mayo with the 2011 Ron Burton Community Service Award.




PATRIOTS HOME FIELDS

Regular Season Records Only



Foxboro Stadium also known as Schaefer Stadium (1971-82) and Sullivan Stadium (1983-89)



Year	Home Field	Home Record	Overall Record
1960	Boston University Field	3-4-0	5-9-0
1961	Boston University Field	4-2-1	9-4-1
1962	Harvard Stadium	1-0-0	
	Boston University Field	5-1-0	9-4-1
1963	B.C. Alumni Stadium	1-0-0	
	Fenway Park	4-1-1	7-6-1
1964	Fenway Park	4-2-1	10-3-1
1965	Fenway Park	1-4-2	4-8-2
1966	Fenway Park	4-1-1	8-4-2
1967	B.C. Alumni Stadium	1-0-0	
	Fenway Park	1-4-0	3-10-1
1968	Legion Field, Birmingham	0-1-0	
	Fenway Park	2-4-0	4-10-0
1969	B.C. Alumni Stadium	2-5-0	4-10-0
1970	Harvard Stadium	1-6-0	2-12-0
1971	Schaefer Stadium	5-2-0	6-8-0
1972	Schaefer Stadium	2-5-0	3-11-0
1973	Schaefer Stadium	3-4-0	5-9-0
1974	Schaefer Stadium	3-4-0	7-7-0
1975	Schaefer Stadium	2-5-0	3-11-0
1976	Schaefer Stadium	6-1-0	11-3-0
1977	Schaefer Stadium	6-1-0	9-5-0
1978	Schaefer Stadium	5-3-0	11-5-0
1979	Schaefer Stadium	6-2-0	9-7-0
1980	Schaefer Stadium	6-2-0	10-6-0
1981	Schaefer Stadium	2-6-0	2-14-0
1982	Schaefer Stadium	3-1-0	5-4-0
1983	Sullivan Stadium	5-3-0	8-8-0
1984	Sullivan Stadium	5-3-0	9-7-0
1985	Sullivan Stadium	7-1-0	11-5-0
1986	Sullivan Stadium	4-4-0	11-5-0
1987	Sullivan Stadium	5-3-0	8-7-0
1988	Sullivan Stadium	7-1-0	9-7-0
1989	Sullivan Stadium	3-5-0	5-11-0
1990	Foxboro Stadium	0-8-0	1-15-0
1991	Foxboro Stadium	4-4-0	6-10-0
1992	Foxboro Stadium	1-7-0	2-14-0
1993	Foxboro Stadium	3-5-0	5-11-0
1994	Foxboro Stadium	5-3-0	10-6-0
1995	Foxboro Stadium	3-5-0	6-10-0
1996	Foxboro Stadium	6-2-0	11-5-0
1997	Foxboro Stadium	6-2-0	10-6-0
1998	Foxboro Stadium	6-2-0	9-7-0
1999	Foxboro Stadium	5-3-0	8-8-0
2000	Foxboro Stadium	3-5-0	5-11-0
2001	Foxboro Stadium	6-2-0	11-5-0
2002	Gillette Stadium	5-3-0	9-7-0
2003	Gillette Stadium	8-0-0	14-2-0
2004	Gillette Stadium	8-0-0	14-2-0
2005	Gillette Stadium	5-3-0	10-6-0
2006	Gillette Stadium	5-3-0	12-4-0
2007	Gillette Stadium	8-0-0	16-0-0
2008	Gillette Stadium	5-3-0	11-5-0
2009	Gillette Stadium	8-0-0	10-6-0
2010	Gillette Stadium	8-0-0	14-2-0
2011	Gillette Stadium	7-1-0	13-3-0
TOTALS		234-152-6	414-365-9



PATRIOTS ALL-TIME ROSTER

Editor's Note: This list includes all players who have participated in at least one game for the Patriots or have accrued at least one season of veteran status with the team.
 (*Notes incomplete information for games started.)

- A -						
Name	Pos.	#	College	Years	GP	GS
Abdullah, Rabih	RB	27	Lehigh.....	2004	9	0
Abrams, Bobby	LB	50	Michigan.....	1995	9	1
Acks, Ron	LB	51	Illinois.....	1972-73	28	27
Adams, Bob	TE	80	Pacific.....	1973-74	24	12
Adams, George	RB	33	Kentucky.....	1990-91	18	8
Adams, Julius	DE	69/85	Texas Southern.....	1971-85,87	206	90
Adams, Philip	DB	26	South Carolina State.....	2011	6	0
Adams, Sam	OG	61	Prairie View.....	1972-80	119	90
Adams, Titus	DL	62	Nebraska.....	2009	2	0
Addison, Tom	LB	53	South Carolina.....	1960-67	14	11*
Agnew, Ray	DE	92	North Carolina State.....	1990-94	66	37
Aiken, Danny	LS	48	Virginia.....	2011	16	0
Aiken, Sam	WR	88	North Carolina.....	2008-09	28	9
Akbar, Hakim	S	29	Washington.....	2001	6	0
Akins, Chris	S	34	Arkansas-Pine Bluff.....	2003	12	0
Alexander, Eric	LB	49/52	Louisiana State.....	2004-09	45	0
Alexander, Rogers	LB	91	Penn State.....	1987	3	2
Allard, Don	QB	12	Boston College.....	1962	4	NA
Allen, Marvin	RB	39	Tulane.....	1988-91	37	3
Allen, Terry	RB	22	Clemson.....	1999	16	13
Andrews, Willie	DB	23	BYU.....	2006-07	30	0
Andersen, Jason	C	67	BYU.....	1998-2000	18	0
Anderson, Bob	RB	33	Colorado.....	1975	5	0
Anderson, Darren	CB	25	Toledo.....	1992	1	0
Anderson, Mark	DE	95	Alabama.....	2011	16	1
Anderson, Ralph	S	49	West Texas State.....	1973	13	11
Andruzzi, Joe	G	63	Southern Connecticut State.....	2000-04	72	72
Antrun, Glenn	WR	48	Connecticut.....	1989	1	0
Antwine, Houston	DT	65	Southern Illinois.....	1961-71	142	58
Armstrong, Bruce	OT	78	Louisville.....	1987-2000	212	212
Arrington, Kyle	CB	27/24	Hofstra.....	2009-11	40	28
Arthur, Mike	C	65	Texas A&M.....	1993-94	44	38
Ashton, Josh	RB	31	Tulsa.....	1972-74	38	20
Ashworth, Tom	OT	68	Colorado.....	2002-05	37	30
Atchason, Jack	OE	85	Western Illinois.....	1960	1	NA
Atessis, Bill	DE	73	Texas.....	1971	5	0
Atkinson, Ricky	DB	22/37	S. Connecticut State.....	1987	1	0
Avezzano, Joe	OC	50	Florida State.....	1966	3	NA
Ayi, Kole	LB	99	Massachusetts.....	2001	1	0

- B -						
Baab, Mike	C	68	Texas.....	1988-89	31	28
Bahr, Matt	K	3	Penn State.....	1993-95	32	0
Bailey, Bill	RB	37	Cincinnati.....	1969	2	0
Bailey, Rodney	DL	96	Ohio State.....	2004	0	0
Bain, Bill	OT	62	Southern Cal.....	1986	3	0
Baker, Chris	TE	86	Michigan State.....	2009	16	7
Baker, Melvin	WR	83	Texas Southern.....	1975	1	0
Baker, Rashad	S	32	Tennessee.....	2006-07	13	0
Baldinger, Rich	OL	74	Wake Forest.....	1993	15	15
Ballou, Mike	LB	51	UCLA.....	1970	14	4
Banks, Willie	G	78	Alcorn A&M.....	1973	13	1
Banta-Cain, Tully	LB	48/95	California.....	2003-06, 09-10	85	21
Barber, Kantroy	FB	46	West Virginia.....	1996	0	0
Barker, Jay	QB	7	Alabama.....	1995	0	0
Barnard, Brooks	P	8	Maryland.....	2003	1	0
Barnes, Bruce	P	3	UCLA.....	1973-74	23	0
Barnes, Pete	LB	59	Southern University.....	1976-77	25	18
Barnes, Rodrigo	LB	59	Rice.....	1974-75	6	0
Barnett, Harlon	S	42	Michigan State.....	1993-94	30	28
Barnett, Troy	DE	98	North Carolina.....	1994-95	31	15
Barrett, Josh	S	30	Arizona State.....	2010-11	5	4
Bartrum, Mike	TE	86	Marshall.....	1996-99	57	0
Baty, Greg	TE	48/85	Stanford.....	1986-87	21	7
Baumann, Charlie	K	8	West Virginia.....	1991-92	25	0
Bavaro, David	LB	52	Syracuse.....	1993-94	21	5
Baxter, Fred	TE	49/84	Auburn.....	2002-03	13	0
Beach, Walter	DB	26/41	Central Michigan.....	1960-61	18	NA
Beadles, Terrance	G	75	Arkansas Pine Bluff.....	2000	0	0
Beaudoin, Doug	S	27	Minnesota.....	1976-79	35	20
Beer, Tom	TE	82	Houston.....	1970-72	42	12
Beisel, Monty	LB	52	Kansas State.....	2005	15	6
Bell, Bill	K	8	Kansas.....	1973	3	0
Bellino, Joe	RB	27	Navy.....	1965-67	35	1*
Bennett, Phil	LB	52	Miami.....	1960	2	NA
Benson, Mike	WR	86	S. Connecticut State.....	1987	0	0
Benson, Thomas	LB	53	Oklahoma.....	1988	12	0
Benzinger, John	OL	67	Massachusetts.....	1987	1	0
Berger, Ron	DE	88	Wayne State.....	1969-72	42	23



PATRIOTS ALL-TIME ROSTER

Name	Pos.	#	College	Years	GP	GS
Beverly, Randy	DB	27	Colorado State	1970-71	20	3
Bianchini, Frank	RB	30	Hofstra	1987	1	0
Billups, Terry	CB	23	North Carolina	1999	2	1
Biscaha, Joe	OE	34	Richmond	1960	1	NA
Bishop, Michael	QB	7	Kansas State	1989-2000	8	0
Bishop, Richard	NT	64	Louisville	1976-81	85	51
Bjornson, Eric	TE	86	Washington	2000	8	6
Black, Mel	LB	51/94	Eastern Illinois	1986-87	6	2
Blackmon, Don	LB	55	Tulsa	1981-87	89	72
Blahak, Joe	CB	21	Nebraska	1976	2	0
Blanchard, Dick	LB	49	Tulsa	1972	14	1
Blanks, Sid	RB	22	Texas A&I	1969-70	28	0
Bledsoe, Drew	QB	11	Washington State	1993-2001	124	123
Bleier, Bob	QB	10	Richmond	1987	3	2
Bodden, Leigh	CB	23	Duquesne	2009-11	20	15
Boiton, Ron	DB	27	Norfolk State	1972-75	55	46
Boudreaux, Jim	DE	64	Louisiana Tech	1966-68	12	0*
Bowden, Andre	LB	51	Fayetteville State	1995	0	0
Bowman, Jim	S	28	Central Michigan	1985-89	73	12
Boyd, Greg	S	29	Arizona	1973	2	0
Boyd, Greg	DE	65	San Diego State	1977-78	23	0
Brace, Ron	DL	92/97	Boston College	2009-11	29	7
Bradshaw, Morris	WR	88	Ohio State	1982	8	5
Brady, Kyle	TE	88	Penn State	2007	14	9
Brady, Tom	QB	12	Michigan	2000-11	161	159
Bramlett, John	LB	57	Memphis State	1969-70	24	23
Branch, Deion	WR	83	Louisville	2002-05, 2010-11	79	67
Brigance, O.J.	LB	59	Rice	2002	1	0
Brisby, Vincent	WR	82	NE Louisiana	1993-99	83	46
Briscoe, Marlin	WR	88	Nebraska-Omaha	1976	14	5
Britt, Wesley	T	65	Alabama	2006-08	16	2
Brock, Pete	C	58	Colorado	1976-87	154	88
Brown, Barry	TE-LB	66	Florida	1969-70	21	13
Brown, Bill E.	LB	54	Syracuse	1960	14	NA
Brown, Chad	LB	98	Colorado	2005, 2007	17	5
Brown, Corwin	S	30	Michigan	1993-96	61	14
Brown, Kareem	DL	95	Miami (Fla.)	2007	0	0
Brown, Monty	LB	93	Ferris State	1996	11	7
Brown, Preston	WR	81	Vanderbilt	1980-82	14	4
Brown, Roger	S	47	Virginia Tech	1992	16	2
Brown, Sergio	S	38	Notre Dame	2010-11	26	3
Brown, Sidney	CB	21	Oklahoma	1978	16	0
Brown, Troy	WR	80/86	Marshall	1993-2007	192	70
Brown, Vincent	LB	59	Mississippi Valley St.	1988-95	123	103
Brown, Wilbert	G	60	Houston	2003	2	0
Browning, Dave	DE	74	Washington	1983	12	0
Brune, Fred	DB	33	Ohio State	1960-62	28	NA
Bruschi, Tedy	LB	54	Arizona	1996-2008	189	139
Bryant, Hubie	WR	84	Minnesota	1971-72	12	2
Buben, Mark	DL	63	Tufts	1979, 1981	32	4
Buckley, Terrell	CB	27/22	Florida State	2001-02	31	3
Bugenhagen, Gary	OT-G	67	Syracuse	1969-70	10	6
Buoniconti, Nick	LB	85	Notre Dame	1962-68	91	20*
Burgess, Derrick	LB	53	Mississippi	2009	16	6
Burgess, Prescott	LB	93	Michigan	2009	0	0
Burke, John	TE	85	Virginia Tech	1994-96	43	12
Burks, Steve	WR	82	Arkansas State	1975-77	34	1
Burton, Ron	RB	22	Northwestern	1960-65	69	NA
Bussey, George	OL	66	Louisville	2009	0	0
Butler, Darius	CB	28	Connecticut	2009-10	29	8
Butts, Marion	RB	44	Florida State	1994	16	15
Byars, Keith	FB	41	Ohio State	1996-97	26	14
Byrd, Dennis	DT	78	North Carolina State	1968	14	14

- C -

Cade, Eddie	S	41	Arizona State	1995	10	0
Cagle, John	DT-LB-G	62	Clemson	1969	6	1
Calabria, Steve	QB	18	Colgate	1987	1	0
Caldwell, Reche	WR	87	Florida	2006	16	14
Calhoun, Don	RB	44	Kansas State	1975-81	94	49
Calloway, Chris	WR	82	Michigan	2000	7	2
Camarrillo, Rich	P	3	Washington	1981-87	85	0
Canale, Justin	OG	63	Mississippi State	1965-68	56	14
Canale, Whit	DE	67	Tennessee	1968	13	0
Cannon, Marcus	OL	61	Texas Christian	2011	7	0
Canty, Chris	CB	26	Kansas State	1997-98	32	10
Cappadona, Bob	RB	33	Northeastern	1966-67	27	3
Cappelletti, Gino	WR-K-DB	20	Minnesota	1960-70	153	NA
Carey, Brian	WR	81	American International	1987	2	0
Carlson, Jeff	QB	17	Weber State	1992	3	2
Carpenter, Rob	WR	81	Syracuse	1991	8	1
Carter, Allen	RB	21	Southern Cal	1975-76	15	0
Carter, Andre	DE	93	California	2011	14	14
Carter, Chris	FS	42	Texas	1997-99	47	15



PATRIOTS ALL-TIME ROSTER

Name	Pos.	#	College	Years	GP	GS
Carter Kent	LB	51	Southern Cal	1974	2	0
Carter, Tony	FB	30	Minnesota	1998-2000	43	27
Carter, Tony	CB	29	Florida State	2010	3	0
Carthen, Jason	LB	99	Ohio	1993-94	5	0
Carwell, Larry	DB	41	Iowa State	1969-72	51	38
Cash, Rick	DT	63	N.E. Missouri	1972-73	28	27
Cassel, Matt	QB	16	Southern Cal	2005-08	30	15
Catanho, Alcides	LB	54	Rutgers	1995	12	0
Cavanaugh, Matt	QB	12	Pittsburgh	1978-82	52	15
Cavness, Ron	LB		Arkansas	1968-69	NA	NA
Centers, Larry	FB	31	Stephen F. Austin	2003	9	3
Chandler, Al	TE	57/82	Oklahoma	1976-79	39	6
Chandler, Edgar	LB	50	Georgia	1973	12	11
Chapple, Dave	P	10	UC-Santa Barbara	1974	5	0
Charles, John	DB	25	Purdue	1967-69	39	37
Chatham, Matt	LB	58	South Dakota	2000-05	66	4
Cherry, Je'Rod	S	30	California	2001-04	55	0
Cherry, J'Juan	CB	32	Arizona State	1999	0	0
Cheyunski, Jim	LB	50	Syracuse	1968-72	66	55
Childress, Bam	WR	13	Ohio State	2005-06	3	0
Childress, Fred	OG	61	Arkansas	1991	15	1
Chilton, Gene	C	63	Texas	1990-92	36	35
Christy, Richard	RB	23	North Carolina	1960	13	NA
Chung, Eugene	OL	69	Virginia Tech	1992-94	34	30
Chung, Patrick	S	25	Oregon	2009-11	38	22
Cindrich, Ralph	LB	55	Pittsburgh	1972	12	3
Claridge, Ryan	LB	47	UNLV	2005	0	0
Clark, Allan	RB	35	Northern Arizona	1979-80	27	0
Clark, Gail	LB	54	Michigan State	1974	8	0
Clark, Phil	DB	22	Northwestern	1971	2	0
Clark, Rico	CB	39	Louisville	1999	1	0
Clark, Steve	DE	65	Kansas State	1981	7	0
Clayborn, Raymond	CB	26	Texas	1977-89	191	165
Clay, Willie	FS	32	Georgia Tech	1996-98	48	48
Clayton, Stan	OT	76	Penn State	1990	11	3
Cleeland, Cameron	TE	85	Washington	2002	12	1
Clayton, Thomas	RB	22	Kansas State	2010	1	0
Cloud, Michael	RB	21	Boston College	2003, 2005	11	1
Cloutier, Dave	DB	28	Maine	1964	12	NA
Coates, Ben	TE	87	Livingstone	1991-99	142	105
Cobbs, Cedric	RB	34	Arkansas	2004	4	0
Cobbs, Duffy	DB	43	Penn State	1987	3	0
Coffey, Wayne	WR	83	SW Texas State	1987	3	2
Cohen, Abe	OG	62	Tennessee-Chattanooga	1960	14	NA
Cohen, Landon	DL	66, 98	Ohio	2010, 2011	3	1
Colclough, Jim	WR	81	Boston College	1960-68	124	6
Coleman, Dennis	LB	53	Mississippi	1971	8	0
Coleman, Eric	DB	22	Wyoming	1989	8	0
Coleman, Fred	WR	84	Washington	2001-02	9	0
Coleman, Pat	WR	47	Mississippi	1990	1	0
Collins, Todd	LB	54/59	Carson-Newman	1992-94, 96-98	76	53
Collins, Tony	RB	33	East Carolina	1981-87	102	83
Collons, Ferric	DE	92	California	1995-99	64	27
Colon, Harry	S	40	Missouri	1991	16	14
Colton, George	OT	63	Maryland	1987	3	3
Colvin, Rosevelt	LB	59	Purdue	2003-08	65	42
Compton, Mike	C-G	77	West Virginia	2001-03	34	34
Condon, Tom	OG	63	Boston College	1985	1	0
Conn, Dick	S	22	Georgia	1975-79	45	1
Connolly, Dan	G	63	Southeast Missouri State	2008-11	42	28
Cook, Marv	TE	46/85	Iowa	1989-93	80	59
Cooks, Terrence	LB	58	Nicholls State	1989	3	0
Corbett, Steve	OG	62	Boston College	1975	14	0
Corcoran, Jim	QB	15	Maryland	1968	2	0
Corsetti, Rico	LB	93	Bates	1987	2	0
Costick, Ray	LB	55	Mississippi State	1977-79	46	7
Cottrell, Dana	LB	45	Syracuse	1998	2	0
Cowan, Larry	RB	44	Jackson State	1982	6	0
Cox, Bryan	LB	51	Western Illinois	2001	11	7
Cox, Christian	LB	47	Utah	2011	0	0
Crabbe, Shawn	LB	98	Michigan	2008-10	6	0
Crabtree, Eric	WR	10	Pittsburgh	1971	6	4
Crawford, Elbert	OL	65	Arkansas	1990-91	30	16
Crawford, Jim	RB	30	Wyoming	1960-64	54	NA
Crawford, Vernon	LB	99	Florida State	1997-99	41	1
Creswell, Smiley	DE	92	Michigan State	1985	0	0
Crittenden, Ray	WR	81	Virginia Tech	1993-94	32	4
Croom, Corey	RB	26	Ball State	1993-95	43	2
Cross, Bob	OT	77	Kilgore C.C.	1960	4	NA
Crouthamel, Jake	RB	34	Dartmouth	1960	2	NA
Crow, Albert	DT	72	William & Mary	1960	3	NA
Crump, George	DE	91	East Carolina	1982-83	9	0
Crump, Harry	RB	31	Boston College	1963	14	NA
Crumpler, Alge	TE	82	North Carolina	2010	16	10
Cryder, Bob	OG	75	Alabama	1978-83	75	36



PATRIOTS ALL-TIME ROSTER

Name	Pos.	#	College	Years	GP	GS
Cudzik, Walt	OC	54	Purdue	1960-63	56	NA
Cullors, Derrick	RB	29	Murray State (Ky)	1997-99	31	1
Cunningham, Jay	DB	21	Bowling Green	1965-67	40	1*
Cunningham, Jermaine	DE	96	Florida	2010-11	24	11
Cunningham, Sam	RB	39	Southern Cal	1973-79,81-82	107	94
Currier, Bill	DB	28	South Carolina	1980	16	0
Cusick, Pete	NT	76	Ohio State	1975	13	0

- D -

Dalton, Antico	LB	93	Hampton	2000	3	0
Damkroger, Maury	LB	51	Nebraska	1974	11	0
Danenbauer, Bill	DE	77	Emporia	1960	3	NA
Davey, Rohan	QB	6	Louisiana State	2002-04	7	0
Davis, Adam	G	61	Oklahoma State	2000	0	0
Davis, Andre'	WR	18	Virginia Tech	2005	9	4
Davis, Don	LB	51	Kansas	2003-06	59	2
Davis, Elgin	RB	40	Central Florida	1987-88	9	0
Davis, Greg	K	5	Citadel	1989	9	0
Davis, Jack	OG	65	Maryland	1960	14	NA
Davis, Shockmain	WR	84	Angelo State	2000	12	1
Dawson, Bill	TE-DE	83	Florida State	1965	9	NA
Dawson, Lin	TE	87	N.C. State	1981-90	105	75
Deaderick, Brandon	DL	71	Alabama	2010-11	20	9
Dee, Bob	DE	89	Holy Cross	1960-67	112	112
Dellenbach, Jeff	C	66	Wisconsin	1995	15	5
Delucca, Gerry	OT	74	Middle Tennessee State	1960-64	19	NA
DeOssie, Steve	LB	99	Boston College	1994-95	32	0
Denson, Damon	G	61	Michigan	1997-99	14	4
DeRiggi, Fed	DT	71	Syracuse	1990	2	0
DeVree, Tyson	TE	85	Colorado	2008	2	0
Dillon, Corey	RB	28	Washington	2004-06	43	37
Dimitroff, Tom	QB	15	Miami (Ohio)	1960	3	NA
Disenzo, Tony	OT	76	Michigan State	1960	5	NA
Doig, Steve	LB	59	New Hampshire	1986-87	6	0
Dombroski, Paul	DB	47	Linfield	1981-84	36	0
Donnalley, Kevin	DB	23	N. Dakota State	1981	1	0
Dorsey, Nate	DE	66	Mississippi Valley St.	1973	2	0
Douglas, David	G	67	Tennessee	1989-90	16	6
Dowling, Brian	QB	14	Yale	1972-73	25	0
Dowling, Ras-l	CB	21	Virginia	2011	2	2
Dressler, Doug	RB	44	Chico State	1975	5	0
Dukes, Mike	LB	54	Clemson	1964-65	25	NA
DuLac, Bill	OG	68	Eastern Michigan	1974-75	26	2
Dumler, Doug	OC	58	Nebraska	1973-75	42	3
Dupard, Reggie	RB	21	Northern Methodist	1986-89	37	7
Durko, Sandy	S	22	Southern Cal	1973-74	25	18
Dwight, Tim	WR	86	Iowa	2005	16	1
Dykes, Hart Lee	WR	88	Oklahoma State	1989-90	26	16

- E -

Eason, Tony	QB	11	Illinois	1983-89	72	49
Eaton, Chad	DT	90	Washington State	1996-2000	65	44
Eckel, Kyle	FB	38	Navy	2007	12	0
Edds, A.J.	LB	90	Iowa	2011	2	0
Edelman, Julian	WR	11	Kent State	2009-11	39	10
Edmonds, Randy	LB	51	Georgia Tech	1971	14	0
Edwards, Marc	FB	44	Notre Dame	2001-02	32	23
Edwards, Robert	RB	47	Georgia	1998-2000	16	15
Edwards, Tim	DE	98	Delta State	1992	14	1
Egu, Patrick	RB	33	Nevado-Reno	1989	7	0
Eisenhauer, Larry	DE	72	Boston College	1961-69	115	NA
Eitzmann, Chris	TE	86	Harvard	2000	5	1
Elard, Henry	WR	17	Fresno State	1998	5	0
Elliott, Jamin	WR	10	Delaware	2003	1	0
Ellis, Ed	T	66	Buffalo	1997-1999	9	1
Ellis, Shaun	DE	94	Tennessee	2011	14	10
Ellison, Jerry	RB	35	Tennessee-Chattanooga	1999	12	0
Emanuel, Bert	WR	87	Rice	2001	2	1
Evans, Heath	FB	44	Auburn	2005-08	54	9

- F -

Fairchild, Paul	OG	66	Kansas	1984-90	84	38
Falcon, Terry	OG	68	Montana	1978-79	18	0
Farmer, Lonnie	LB	55	Tennessee-Chattanooga	1964-66	31	NA
Farrell, Sean	OG	62	Penn State	1987-90	43	43
Faulk, Kevin	RB	33	Louisiana State	1999-2011	161	47
Fauria, Christian	TE	88	Colorado	2002-05	64	46
Feacher, Ricky	WR	83	Mississippi Valley St.	1976	3	0
Feagles, Jeff	P	6	Miami (Fla.)	1988-89	32	0
Feehery, Gerry	G	63	Syracuse	1989	0	0
Feggins, Howard	CB	36	UNC-Charlotte	1989	11	0
Feldhausen, Paul	OT	66	Northland	1968-69	2	0
Felt, Dick	DB	24	Brigham Young	1962-66	52	NA
Ferguson, Vagas	RB	43	Notre Dame	1980-82	31	21



PATRIOTS ALL-TIME ROSTER

Name	Pos.	#	College	Years	GP	GS
Flemister, Zeron	TE	46	Iowa.....	2004	0	0
Fletcher, Dane	LB	52	Montana State.....	2010-11	23	5
Fletcher, Derrick	OL	64	Baylor.....	1999	2	2
Flick, Tom	QB	10	Washington.....	1982	3	0
Floyd, Chris	FB	37	Michigan.....	1998-2000	40	2
Flutie, Doug	QB	2	Boston College.....	1987-89, 2005	22	13
Fontenot, Chris	TE	85	McNeese State.....	2000	0	0
Foreman, Chuck	RB	22	Miami (Fla.).....	1980	16	0
Forte, Ike	RB	38	Arkansas.....	1976-77	23	1
Foster, Will	LB	55	Eastern Michigan.....	1973-74	21	1
Fox, Tim	S	48	Ohio State.....	1976-81	91	91
Frain, Todd	TE	44/85	Nebraska.....	1987	3	2
Francis, Russ	TE	81	Oregon.....	1975-80, 87-88	92	83
Franklin, Arnold	TE	87	North Carolina.....	1987	14	0
Franklin, Tony	K	1	Texas A&M.....	1984-87	62	0
Fraser, Jim	LB-P	51	Wisconsin.....	1966	14	NA
Frazier, Charley	WR	81	Texas Southern.....	1969-70	23	13
Freeman, Arturo	S	25	South Carolina.....	2005	2	1
Friesz, John	QB	17	Idaho.....	1999-2000	2	0
Frisch, David	TE	88	Colorado State.....	1995	2	0
Fryar, Irving	WR	80	Nebraska.....	1984-92	129	104
Fullington, Darrell	S	29	Miami (Fla.).....	1991	5	0
Funchess, Tom	OT	73	Jackson State.....	1968-70	39	39
Fussell, Tom	DE	83	Louisiana State.....	1967	12	2

- G -

Gadbois, Dennis	WR	48/82	Boston University.....	1987-88	5	1
Gabriel, Doug	WR	85	Central Florida.....	2006	12	5
Gaffney, Jabar	WR	10	Florida.....	2006-08	43	20
Gaiter, Tony	WR	17	Miami.....	1997-98	1	0
Gallaher, Allen	OT	64	Southern Cal.....	1974	14	0
Galloway, Joey	WR	13	Ohio State.....	2009	3	2
Gamble, R.C.	RB	13	South Carolina State.....	1968-69	27	14
Gambol, Chris	OL	74	Iowa.....	1990	16	15
Gannon, Chris	DE	91	SW Louisiana.....	1990-93	36	3
Garcia, Teddy	K	7	NE Louisiana.....	1988	16	0
Gardin, Ron	WR	37	Arizona.....	1971	8	0
Gardner, Barry	LB	47	Northwestern.....	2006	0	0
Garrett, Carl	RB	30	New Mexico Highlands.....	1969-72	51	42
Garrett, J.D.	RB	32	Grambling State.....	1964-67	40	0*
Garron, Larry	RB	40	Western Illinois.....	1960-68	99	12*
Gash, Sam	RB	33	Penn State.....	1992-97	88	36
Gay, Randall	CB	21	Louisiana State.....	2004-07	39	14
Geddes, Bob	LB	59	UCLA.....	1973-75	24	6
George, Tony	S	41	Florida.....	1999-2000	31	1
Germany, Willie	S	29	Morgan State.....	1976	10	0
Gibson, Ernest	CB	43	Furman.....	1984-88	67	14
Gillen, John	LB	54	Illinois.....	1983	8	0
Gipson, Paul	RB	46	Houston.....	1973	5	0
Gisler, Mike	G	67	Houston.....	1993-97	73	7
Givens, David	WR	87	Notre Dame.....	2002-05	53	27
Gladieux, Bob	RB	24	Notre Dame.....	1969-72	43	5
Glenn, Terry	WR	88	Ohio State.....	1996-2001	68	63
Glenn, Vencie	DB	25	Indiana State.....	1986	4	0
Goad, Tim	NT	72	North Carolina.....	1988-94	109	105
Gogolak, Charlie	K	7	Princeton.....	1970-72	26	0
Golden, Tim	LB	59	Florida.....	1982-84	40	1
Golic, Bob	LB	51	Notre Dame.....	1979-81	33	12
Gonzalez, Noe	RB	38	SW Texas State.....	1974	2	0
Gordon, Steve	OL	66	California.....	1992-93	0	0
Gordon, Tim	S	41	Tulsa.....	1991-92	21	15
Gorin, Brandon	T	76	Purdue.....	2003-05	32	18
Gostkowski, Stephen	K	3	Memphis.....	2006-11	88	0
Graff, Neil	QB	15	Wisconsin.....	1974-75	25	2
Graham, Art	WR	84	Boston College.....	1963-68	75	17*
Graham, Daniel	TE	82	Colorado.....	2002-06	63	49
Graham, Hason	WR	81	Georgia.....	1995-96	19	1
Graham, Miit	OT	70	Colgate.....	1961-63	28	NA
Graham, Shayne	K	5	Virginia Tech.....	2010	8	0
Granby, John	DB	25	Virginia Tech.....	1992	0	0
Grant, Rupert	FB	34	Howard.....	1985	7	1
Gravely, Maurice	FS	23	Concord College.....	1987	1	0
Graves, White	DB	44	Louisiana State.....	1965-67	40	0
Gray, Leon	OT	70	Jackson State.....	1973-78	78	77
Green, David	RB	38	Boston College.....	1995	2	0
Green, Jarvis	DE	97	Louisiana State.....	2002-09	121	46
Green, Jerry	RB	45	Georgia Tech.....	1960	2	NA
Green, Victor	S	27	Akron.....	2002	16	5
Green-Ellis, BenJarvus	RB	42	Mississippi.....	2008-11	53	20
Greene, Tom	QB	14	Holy Cross.....	1960	10	NA
Grier, Mario	RB	35	Tennessee-Chattanooga.....	1996-97	32	0
Griffith, Richard	TE	88	Arizona.....	1993	3	0
Grimes, Reggie	DE	97	Alabama.....	2000	8	0
Grogan, Steve	QB	14	Kansas State.....	1975-90	149	131



PATRIOTS ALL-TIME ROSTER

Name	Pos.	#	College	Years	GP	GS
Gronkowski, Dan	TE	82	Maryland.....	2011	5	1
Gronkowski, Rob	TE	87	Arizona State	2010-11	32	27
Gutiérrez, Matt	QB	7	Idaho State.....	2007-08.....	5	0
Guyton, Gary	LB	58/59	Georgia Tech.....	2008-11.....	60	32
Guyton, Myron	SS	29	Eastern Kentucky	1994-95.....	30	30
Guzik, John	NT	97	Ohio.....	1987.....	3	2

- H -

Hagen, Halvor	G-DE	62	Weber State	1971-72.....	26	15
Haggerty, Mike	OT-DE	75	Miami (Ohio).....	1971.....	14	13
Haley, Darryl	OG	68	Utah.....	1982-84, 86.....	57	24
Hall, Ron	DB	23	Missouri Valley.....	1961-67.....	88	3
Hamilton, Bobby	DE	91	Southern Mississippi	2000-03.....	64	62
Hamilton, Ray	DE	7	Oklahoma.....	1973-81.....	132	117
Hammond, Kim	QB	15	Florida State.....	1969-70.....	4	0
Hannah, John	OG	73	Alabama.....	1973-85.....	183	183
Hanneman, Craig	DE	74	Oregon State.....	1974-75.....	20	3
Hansen, Brian	P	10	Sioux Falls.....	1990.....	16	0
Hansen, Bruce	RB	24	Brigham Young.....	1987.....	6	2
Hanson, Chris	P	6	Marshall.....	2007-09.....	48	0
Hare, Eddie	P	8	Tulsa.....	1979.....	16	0
Harlow, Pat	OT	77	Southern Cal.....	1991-95.....	74	64
Harris, Antwan	CB	23	Virginia.....	2000-03.....	52	2
Harris, Marshall	DE	78	Texas Christian.....	1983.....	6	2
Harris, Raymont	RB	29	Ohio State.....	2000.....	1	0
Harris, Rickie	DB	25	Arizona.....	1971-72.....	28	21
Harris, Ronnie	WR/PR/KR	84	Oregon.....	1993-94.....	6	0
Harrison, Rodney	S	37	Western Illinois.....	2003-08.....	63	62
Hartley, Ken	P	7	Catawba.....	1981.....	2	0
Harvey, Richard	LB	58	Tulane.....	1990.....	16	9
Hasselbeck, Don	TE	80	Colorado.....	1977-83.....	86	27
Hauck, Tim	FS	40	Montana.....	1990.....	10	0
Hauser, Art	DT	67	Xavier.....	1960.....	8	NA
Hawkins, Artrell	DB	25	Cincinnati.....	2005-06.....	19	16
Hawkins, Mike	OLB	59	Texas A&I.....	1978-81.....	59	45
Hawkins, Steve	WR	80	Western Michigan.....	1984.....	7	0
Hawthorne, Greg	WR/RB	27	Baylor.....	1984-86.....	43	11
Hayes, Chris	S	29	Washington State.....	2002.....	4	0
Hayes, Donald	WR	81	Wisconsin.....	2002.....	12	1
Hayman, Conway	OG	65	Delaware.....	1972.....	0	0
Haynes, Mike	CB	40	Arizona State.....	1976-82.....	90	86
Haynesworth, Albert	DL	92	Tennessee.....	2011.....	6	0
Henderson, Jerome	CB	36	Clemson.....	1991-93, 1996.....	39	10
Hendley, David	DB	28	S. Connecticut State.....	1987.....	2	0
Henke, Karl	OT	80	Tulsa.....	1969.....	10	7
Hennessey, Tom	DB	30	Holy Cross.....	1965-66.....	28	NA
Henson, Luther	NT	70	Ohio State.....	1982-84.....	21	2
Herline, Alan	P	6	Vanderbilt.....	1987.....	3	0
Hernandez, Aaron	TE	85, 81	Florida.....	2010-11.....	28	19
Herock, Ken	LB	36	West Virginia.....	1969.....	6	0
Herron, Mack	RB	42	Kansas State.....	1973-75.....	35	20
Hill, Marquise	DL	91	Louisiana State.....	2004-06.....	13	0
Hinton, Eddie	WR	82	Oklahoma.....	1974.....	9	1
Hitchcock, Jimmy	CB	31	North Carolina.....	1995-97.....	37	20
Hix, Kyle	OL	69	Texas.....	2011.....	0	0
Hobbs, Ellis	CB	27	Iowa State.....	2005-08.....	63	49
Hobby, Marion	DE	60	Tennessee.....	1990-92.....	42	8
Hochstein, Russ	G	71	Nebraska.....	2002-08.....	92	20
Hodge, Milford	DE	97	Washington State.....	1986-89.....	49	8
Hodson, Tommy	QB	13	Louisiana State.....	1990-92.....	32	12
Hoey, George	DB	23	Michigan.....	1972-73.....	25	18
Holcomb, Sean	LB	60	Texas A&I.....	1995.....	0	0
Holloway, Brian	OT	76	Stanford.....	1981-86.....	88	77
Holmberg, Rob	LB	50	Penn State.....	2000.....	18	5
Holmes, Darryl	FS	41	Ft. Valley State.....	1987-89.....	44	3
Holmes, Ernie	NT	63	Texas Southern.....	1978.....	3	0
Holsey, Bernard	DL	99	Duke.....	2002.....	8	0
Howard, Bob	CB	24	San Diego State.....	1975-77.....	37	15
Howard, David	LB	99	Long Beach State.....	1991-92.....	32	15
Hoyer, Brian	QB	8	Michigan State.....	2009-11.....	13	0
Huard, Damon	QB	19	Washington.....	2001-03.....	4	0
Huarte, John	QB	7	Notre Dame.....	1966-67.....	18	0*
Hubach, Mike	P	6	Kansas.....	1980-81.....	21	0
Hudson, Bill	DT	61	Clemson.....	1965.....	4	4
Hunt, Jim Lee	DT	79	Prairie View.....	1960-71.....	141	55*
Hunt, Kevin	OT	62	Doane.....	1973.....	1	0
Hunt, Sam	LB	50	Stephen F. Austin.....	1974-79.....	84	82
Hunter, Ivy Joe	RB	45	Kentucky.....	1991.....	13	10
Hurst, Maurice	CB	37	Southern.....	1989-95.....	104	101
Hutson, Brian	SS	36	Mississippi State.....	1990.....	2	0
Hyland, Bob	OC	60	Boston College.....	1977.....	3	0



PATRIOTS ALL-TIME ROSTER

Name	Pos.	#	College	Years	GP	GS
- I -						
Ihedigbo, James	S	44	Massachusetts	2011	16	12
Ilg, Ray	LB	45	Colgate	1967-68	28	3
Imhof, Martin	DE	64	San Diego State	1975	5	3
Ingram, Brian	LB	51	Tennessee	1982-85	39	0
Ingram, Jake	LS	47	Hawaii	2009-10	24	0
Irvin, Heath	G	63	Colorado	1996-99	44	16
Isaia, Sale	G	72	UCLA	2000	16	14
Israel, Steve	CB	21	Pittsburgh	1997-99	29	20
Ivory, Horace	RB	23	Oklahoma	1977-81	45	12
Ivy, Corey	CB	28	Oklahoma	1999	0	0
Iwuoma, Chidi	CB	29	California	2006	3	0
Izzo, Larry	LB	53	Rice	2001-08	127	0

- J -						
Jackson, Chad	WR	17	Florida	2006-07	14	1
Jackson, Curtis	WR	82	Texas A&M	2000	7	2
Jackson, Eddie	CB	29	Arkansas	2007	3	0
Jackson, Harold	WR	29	Jackson State	1978-81, 87	64	62
Jackson, Honor	DB	29	Pacific	1972-73	20	12
Jacobs, Harry	DE-LB	83	Bradley	1960-62	23	NA
Jacobs, Ray	DT	87	Howard Payne	1969	8	5
Jagielski, Harry	DT	73	Indiana	1960-61	19	NA
James, Craig	RB	32	Southern Methodist	1984-88	52	33
James, Roland	SS	38	Tennessee	1980-90	145	122
Janik, Tom	DB-P	21	Texas A&I	1969-71	42	3
Jarostchuk, Iliia	LB	50	New Hampshire	1990	12	1
Jarvis, Ray	WR	87	Norfolk State	1979	7	0
Jefferson, Shawn	WR	84	Central Florida	1996-99	63	61
Jells, Dietrich	WR	83	Pittsburgh	1996-97	18	1
Jenkins, Ed	RB	30	Holy Cross	1974	3	0
Jeter, Gary	DE	99	Southern Cal	1989	14	0
Johnson, Andy	RB	32	Georgia	1974-76, 78-81	94	43
Johnson, Bethel	WR	81	Texas A&M	2003-05	39	7
Johnson, Billy	DB	47	Nebraska	1966-69	32	4
Johnson, Charles	WR	81	Colorado	2001	14	2
Johnson, Damian	OG	68	Kansas State	1990	16	16
Johnson, Daryl	DB	23	Morgan State	1968-71	42	41
Johnson, Ellis	RB	38	S.E. Louisiana	1965-66	28	NA
Johnson, Garrett	NT	60	Illinois	2000	8	2
Johnson, Joe	OE	24	Boston College	1960-61	13	NA
Johnson, Lee	P	10	Brigham Young	1999-2001	37	0
Johnson, Mario	DL	98	Missouri	1993	6	0
Johnson, Orlrick	LB	51	Florida A&M	2000	12	0
Johnson, Preston	RB	48	Florida A&M	1968	3	0
Johnson, Steve	TE	85	Virginia Tech	1988	14	3
Johnson, Ted	LB	52	Colorado	1995-2004	117	104
Jones, Aaron	DE	97	Eastern Kentucky	1993-95	37	1
Jones, Cedric	WR	83	Duke	1982-90	120	37
Jones, Ezell	OT	74	Minnesota	1969-70	15	0
Jones, Kenyatta	T	74	South Florida	2001-02	18	11
Jones, Mike	DE	96	North Carolina State	1994-97	61	37
Jones, Nate	DB	23	Rutgers	2011	5	1
Jones, Tebucky	DB	34	Syracuse	1998-2002, 06	72	36
Jones, Todd	OL	63	Texas A&M	1993	4	0
Jordan, LaMont	RB	32	Maryland	2008	8	0
Jordan, Shelby	OT	74	Washington (Mo.)	1975, 77-82	95	87
Jordan, Tim	LB	93	Wisconsin	1987-89	30	10

- K -						
Kaczur, Nick	T	77	Toledo	2005-10	68	62
Kadziel, Roin	LB	52	Stanford	1972	14	1
Kapp, Joe	QB	11	California	1970	11	10
Kasper, Kevin	WR	10	Iowa	2004	8	0
Katulia, Matt	LS	48	Wisconsin	2010	8	0
Katzenmoyer, Andy	LB	59	Ohio State	1999-2001	24	14
Kecman, Dan	LB	45	Maryland	1990	1	0
Keeton, Durwood	S	29	Oklahoma	1975	12	0
Kelly, Ben	CB-KR	31	Colorado	2001-02	9	0
Kelley, Ethan	DL	99	Baylor	2004	1	0
Kerrigan, Mike	QB	19	Northwestern	1983-84	2	0
Key, David	S	26	Michigan	1991	3	0
Khayat, Ed	DT	73	Tulane	1966	14	NA
Right, Kelvin	WR	19	Florida	2006	4	1
Kimber, Bill	OE	86	Florida State	1961	4	NA
Kinchen, Brian	LS	46	Louisiana State	2003	2	0
Kiner, Steve	LB	57	Tennessee	1971, 73	28	28
King, Claude	RB	41	Houston	1962	14	NA
King, Steve	LB	52	Tulsa	1973-81	124	40
Kingsbury, Kliff	QB	16	Texas Tech	2003	0	0
Klecko, Dan	DL	90	Temple	2003-05	29	3
Klein, Dick	OT	62	Iowa State	1961-62	24	NA
Klemm, Adrian	G/T	70	Hawaii	2000-04	26	10



PATRIOTS ALL-TIME ROSTER

Name	Pos.	#	College	Years	GP	GS
Knief, Gayle	WR	84	Morningside	1970	3	0
Knutson, Matt	T	62	North Dakota	2002	0	0
Koontz, Ed	LB	54	Catawba	1968	6	1
Kopp, Jeff	LB	91	Southern California	1999	6	0
Koppen, Dan	C	67	Purdue College	2003-11	121	120
Koutouvides, Niko	LB	90	Purdue	2011	8	1
Krakau, Merv	LB	53	Iowa State	1978	1	0
Kratch, Bob	G	61	Iowa	1984-96	40	36
Kuberski, Bob	DT	93	Navy	1999	5	0
Kuehn, Art	OC	78	UCLA	1983	2	0
Kurpeikis, Justin	LB	47	Penn State	2004	5	0

- L -

Ladd, Anthony	WR	18	Cincinnati	1998	4	0
LaFreniere, Bill	WR	88	Northeastern	1987	0	0
Lambert, Dion	DB	28	UCLA	1992-93	30	4
Landry, Anthony	RB	35	Stephen F. Austin	1990	0	0
Lane, Max	OT	68	Navy	1994-2000	100	70
Langham, Antonio	CB	38	Alabama	2000	15	7
Larson, William	RB	34	Western Illinois	1960	1	NA
Lassiter, Ike	DE	87	St. Augustine's	1970-71	19	16
Law, Ty	CB	24	Michigan	1995-2004	141	133
Lawson, Jamie	RB	29	North Carolina State	1990	1	0
Lawson, Odell	RB	32	Langston	1970-71	16	3
LeBlanc, Michael	RB	27/40	Stephen F. Austin	1987	4	2
Lee, John	DE	66	Nebraska	1981	4	4
Lee, Keith	DB	22	Colorado State	1981-84	54	8
Lee, Kevin	WR	86	Alabama	1994-95	7	2
Lee, Robert	G	60	Missouri	1960	8	NA
Legette, Bernie	RB	35	Michigan State	1993-94	10	0
Lenkaitis, Bill	C	67	Penn State	1971-81	151	119
Leo, Bobby	WR	24	Harvard	1967-68	3	0
Leo, Charlie	OG	63	Indiana	1960-62	34	NA
Leonard, Louis	DL	66	Fresno State	2010	1	0
LeVoi, Mark	T	64	Notre Dame	2008-10	32	2
Lewis, Bill	C	75	Nebraska	1993	7	5
Lewis, Vernon	CB	43	Pittsburgh	1993-96	44	2
Light, Matt	T	72	Purdue	2001-11	155	153
Lindquist, Paul	DT	67	New Hampshire	1961	2	NA
Linne, Larry	WR	80	Texas-El Paso	1987	3	3
Lippett, Ronnie	DB	42	Miami (Fla.)	1983-88, 90-91	122	111
Livingston, Walt	RB	24	Heidelberg	1960	3	NA
Lockett, Bret	DB	38	UCLA	2009-11	10	0
Lockhart, Eugene	LB	51	Houston	1991-92	32	21
Lockwood, Scott	RB	40	Southern Cal	1992-93	4	0
Lofton, Oscar	OE	86	S.E. Louisiana	1960	14	NA
Lofton, Steve	CB	38	Texas A&M	1997	10	0
Long, Charlie	G	76	Tennessee-Chattanooga	1961-69	124	17
Long, Mike	OE	87	Brandeis	1960	2	NA
Looker, Dane	WR	87	Washington	2000	0	0
Lott, Billy	RB	32	Mississippi	1961-63	35	NA
Loudd, Rommie	LB	60	UCLA	1961-62	27	NA
Loukas, Angelo	G	66	Northwestern	1970	2	0
Love, Arther	TE	48	South Carolina St.	2001	0	0
Love, Kyle	DL	74	Mississippi State	2010-11	25	14
Lowe, Omare	CB	23	Washington	2004	3	0
Lowery, Nick	K	7	Dartmouth	1978	2	0
Lowry, Orlando	LB	91	Ohio State	1989	2	0
Lua, Oscar	LB	49	Southern Cal	2007	0	0
Lucas, Ray	WR	15	Rutgers	1996	2	0
Lunsford, Mel	DE	72	Central State (Ohio)	1973-80	92	74
Lyle, Rick	DL	96	Missouri	2002-03	21	3

- M -

Mahoney, John "Butch"	CB	23	American International	1961	NA	NA
Maitland, Jack	RB	40	Williams	1971-72	27	0
Mallard, Wesly	LB	96	Oregon	2005	3	0
Mallett, Ryan	QB	15	Arkansas	2011	0	0
Mallory, Irvin	DB	43	Virginia Union	1971	2	0
Maneri, Steve	T	65	Temple	2010	0	0
Mangiero, Dino	NT	96	Rutgers	1987	2	0
Mangum, John	DT	74	Southern Mississippi	1966-67	28	5
Mankins, Logan	OL	70	Fresno State	2005-11	104	104
Marion, Fred	FS	31	Miami (Fla.)	1982-91	144	113
Maroney, Laurence	RB	39	Minnesota	2006-10	45	14
Marsh, Aaron	WR	29	Eastern Kentucky	1968-69	28	16
Marshall, Al	WR	88	Boise State	1974	4	0
Martin, Curtis	RB	28	Pittsburgh	1995-97	45	43
Martin, Donald	CB	38	Yale	1973	14	2
Martin, Sammy	WR	82	Louisiana State	1988-91	40	1
Martin, Steve	DT	90	Missouri	2002	14	5
Mason, Dave	S	28	Nebraska	1973	8	1
Mass, Wayne	OT	75	Miami (Fla.)	1972	6	0
Massey, Jim	CB	47	Linfield	1974-75	15	1



PATRIOTS ALL-TIME ROSTER

Name	Pos.	#	College	Years	GP	GS
Matich, Trevor	OC	64	Brigham Young.....	1985-88.....	26	11
Matthews, Bill	LB	53	South Dakota State.....	1979-81.....	48	10
Matthews, Henry	RB	35	Michigan State.....	1972.....	3	3
Matthews, Michael	TE	80	Georgia Tech.....	2009.....	4	0
May, Art	DE	71	Tuskegee.....	1971.....	11	5
Mayo, Jerod	LB	51	Tennessee.....	2008-11.....	59	57
Mays, Corey	LB	46	Notre Dame.....	2006-07.....	9	0
Mayer, Shawn	S	39/23	Penn State.....	2003-04.....	12	0
McAlister, James	RB/KR	37	UCLA.....	1978.....	16	0
McCabe, Jerry	LB	52	Holy Cross.....	1987.....	3	3
McCall, Bob	RB	24	Arizona.....	1973.....	8	1
McCarthy, Shawn	P	11	Purdue.....	1991-92.....	29	0
McComb, Don	DE	85	Villanova.....	1960.....	1	NA
McCourty, Devin	CB	32	Rutgers.....	2010-11.....	30	30
McCrary, Fred	FB	44	Mississippi State.....	2003.....	6	3
McCrary, Prentice	S	34	Arizona State.....	1974-80.....	81	65
McCurry, Dave	S	40	Iowa State.....	1974.....	2	0
McDermott, Sean	LS	49	Kansas.....	2003.....	1	0
McDonald, Nick	OL	65	Grand Valley State.....	2011.....	4	2
McDougald, Doug	DE	70	Virginia Tech.....	1980.....	8	0
McGee, George	OT	75	Southern.....	1960.....	14	NA
McGee, Tony	DE	78	Bishop (Texas).....	1974-81.....	119	37
McGinest, Willie	LB	55	Southern Cal.....	1984-2005.....	171	146
McGovern, Rob	LB	58	Holy Cross.....	1992.....	4	0
McGowan, Brandon	S	30	Maine.....	2009-10.....	16	11
McGrew, Lawrence	LB	50	Southern Cal.....	1980-89.....	122	74
McGrew, Michael	WR	15	Virginia.....	2005.....	0	0
McGruder, Scooter	CB	27	Kent State.....	1996-97.....	17	0
McHale, Joe	LB	55	Delaware.....	1987.....	3	0
McKay, Bob	OT	66	Texas.....	1976-78.....	39	16
McKenzie, Tyrone	LB	44	South Florida.....	2009.....	0	0
McKinnon, Don	LB	51	Dartmouth.....	1963-64.....	17	NA
McMahon, Art	DB	28	N.C. State.....	1968-72.....	43	7
McMurtry, Greg	WR	86	Michigan.....	1990-93.....	58	41
McNeil, Emmanuel	NT	92	Tennessee-Martin.....	1989.....	1	0
McQuay, Leon	RB	31	Tampa.....	1975.....	13	0
McSwain, Chuck	RB	32	Clemson.....	1987.....	3	1
McSwain, Rod	CB	23	Clemson.....	1984-90.....	90	17
Meggett, David	RB	22	Towson State.....	1995-97.....	48	3
Megna, Marc	LB	96/99	Richmond.....	1999-2000.....	4	0
Meixler, Ed	LB	52	Boston University.....	1965.....	4	NA
Melander, Jon	OG	64	Minnesota.....	1991.....	11	3
Merkerson, Ron	LB	50	Colorado.....	1999.....	0	0
Meriwether, Brandon	DB	31	Miami (Fla.).....	2007-10.....	64	40
Mesko, Zoltan	P	14	Michigan.....	2010-11.....	32	0
Mickens, Ray	CB	38	Texas A&M.....	2006.....	4	0
Mildren, Jack	S	45	Oklahoma.....	1974.....	14	10
Millen, Hugh	QB	7	Washington.....	1991-92.....	20	20
Miller, Al	RB	32	Boston College.....	1960.....	14	NA
Miller, Dan	K	6	Miami (Fla.).....	1982.....	2	0
Miller, Jim	QB	13	Michigan State.....	2004.....	0	0
Miller, Josh	P	8	Arizona.....	2004-06.....	42	0
Milloy, Lawyer	S	36	Washington.....	1996-2002.....	112	106
Mills, Garrett	TE	45	Tulsa.....	2006.....	0	0
Mirich, Rex	DT	76	Northern Arizona.....	1970.....	7	1
Mitchell, Brandon	DE	98	Texas A&M.....	1997-2001.....	62	37
Mitchell, Leroy	DB	41	Texas Southern.....	1967-68.....	28	28
Mitchell, Mel	S	24	Western Kentucky.....	2006-07.....	10	0
Molden, Antwaun	CB	27	Eastern Kentucky.....	2011.....	16	2
Montler, Mike	OT	64	Colorado.....	1969-72.....	53	50
Moore, Arthur	DT	75	Tulsa.....	1973-77.....	29	0
Moore, Brandon	OT	70	Duke.....	1993-95.....	26	0
Moore, Eric	DL	92, 98	Florida State.....	2010, 2011.....	6	3
Moore, Greg	LB	54	Tennessee-Chattanooga.....	1987.....	3	3
Moore, Leroy	DE	61	Ft. Valley State.....	1961-62.....	19	NA
Moore, Marty	LB	58/90	Kentucky.....	1994-99, 2001.....	96	10
Moore, Rashad	DL	95	Tennessee.....	2007.....	1	0
Moore, Sterling	DB	29	Southern Methodist.....	2011.....	6	3
Moore, Steve	OT	67	Tennessee State.....	1983-87.....	52	31
Moore, Will	WR	83	Texas Southern.....	1995.....	16	13
Moreland, Earthwind	CB	29	Georgia Southern.....	2004.....	9	2
Morey, Sean	WR	85	Brown.....	1999.....	2	0
Morgan, Stanley	WR	86	Tennessee.....	1977-89.....	180	165
Morris, Aric	S	29	Michigan State.....	2003.....	4	0
Morris, Jamie	RB	24	Michigan.....	1990.....	5	0
Morris, Jon	OC	56	Holy Cross.....	1964-74.....	130	82
Morris, Sammy	RB	34	Texas Tech.....	2007-10.....	41	12
Morriss, Guy	OC	75	Texas Christian.....	1984-87.....	53	22
Moster, John	TE	88	Kansas.....	1973.....	2	2
Moss, Randy	WR	81	Marshall.....	2007-10.....	52	51
Moss, Roland	TE	86	Toledo.....	1971.....	14	6
Moss, Zefross	T	77	Alabama State.....	1997-99.....	42	42
Mowatt, Zeke	TE	81	Florida State.....	1990.....	10	0
Mruczkowski, Gene	OL	64	Purdue.....	2003-06.....	18	0
Murphy, Bill	WR	31	Cornell.....	1968.....	6	5



PATRIOTS ALL-TIME ROSTER

Name	Pos.	#	College	Years	GP	GS
Murphy, Jim	QB	7	Northeastern	1998	0	0
Murrell, Marques	LB	93	Appalachian State	2010	1	0
Myers, Leonard	CB	25	Miami (Fla.)	2001-02	15	1

- N -

Nance, Jim	RB	35	Syracuse	1965-71	94	66*
Naposki, Eric	LB	49	Connecticut	1988-89	4	0
Neal, Stephen	OL	61	Cal State Bakersfield	2001-10	86	81
Neighbors, Billy	OG	73	Alabama	1962-65	56	NA
Nelson, Edmund	DE	65	Auburn	1988	12	1
Nelson, Steve	LB	57	N. Dakota State	1974-87	174	173
Neumann, Tom	RB	36	Northern Michigan	1963	10	NA
Neville, Tommy	OT	77	Mississippi State	1965-77	160	114*
Nichols, Bob	TE	87	Boston University	1967-68	15	1
Nichols, Ricky	WR	86	East Carolina	1987	1	0
Ninkovich, Rob	LB	50	Purdue	2009-11	47	26
Nugent, David	DE	92	Purdue	2000-01	15	1

- O -

O'Callaghan, Ryan	T	68	California	2006-08	25	7
O'Connell, Kevin	QB	5	San Diego State	2008	2	0
O'Hanley, Ross	DB	25	Boston College	1960-65	63	NA
Ohrnberger, Rich	OL	60	Penn State	2009	3	0
O'Neal, Deltha	CB	21	California	2008	16	10
O'Neill, Pat	P	5	Syracuse	1994-95	24	0
Oakes, Don	OT	71	Virginia Tech.	1963-68	27	16
Ochocinco, Chad	WR	85	Oregon State	2011	15	3
Ohrnberger, Rich	OL	60	Penn State	2009-11	5	0
Ojinnaka, Quinn	OL	69	Syracuse	2010	8	0
Osborne, Chuck	DT	71	Arizona	2000	0	0
Osley, Willie	CB	37	Illinois	1974	10	4
Outlaw, John	DB	44	Jackson State	1969-72	33	19
Overton, Don	RB	29	Fairmont State	1990	7	0
Owen, Tom	RB	17	Wichita State	1976-81	12	1
Owens, Dennis	NT	98	N.C. State	1982-86	71	44

- P -

Page, Jarrad	S	44	UCLA	2010	10	1
Parilli, Babe	QB	15	Kentucky	1961-67	94	11*
Parker, Riddick	DT	97	North Carolina	2001	13	0
Pass, Patrick	RB	35	Georgia	2000-06	78	11
Patrick, Mike	P	2	Mississippi State	1975-78	43	0
Patten, David	WR	86	Western Carolina	2001-04	54	44
Patton, Jerry	DE	72	Nebraska	1975	3	3
Paulk, Jeff	FB	46	Arizona State	2000	1	0
Paxton, Lonie	LS	66	Sacramento State	2000-08	141	0
Pennywell, Carlos	WR	88	Grambling State	1978-81	48	2
Peoples, George	RB	35	Auburn	1983	16	0
Perkins, Willis	OG	NA	Texas Southern	1961	1	NA
Perryman, Robert	RB	34	Michigan	1987-89	41	31
Peterson, Joe	CB	45	Nevada-Reno	1987	3	3
Phifer, Roman	LB	95	UCLA	2001-04	59	46
Phillips, Jess	RB	35	Michigan State	1976-77	27	0
Philpott, Ed	LB	52	Miami (Ohio)	1967-71	68	53
Pickering, Clay	WR	48	Maine	1987	1	0
Pitts, Mike	DE	93	Alabama	1993-94	32	31
Pleasant, Anthony	DE	98	Tennessee State	2001-03	37	27
Plunkett, Art	OT	70	UNLV	1985, 87	22	1
Plunkett, Jim	QB	16	Stanford	1971-75	61	61
Polite, Lousaka	FB	36	Pittsburgh	2011	1	0
Pool, David	CB	27	Carson-Newman	1991-92	31	17
Poole, Tyrone	CB	38	Fort Valley State	2003-05	22	21
Pope, Ken	CB	41	Oklahoma	1974	4	0
Porell, Tom	NT	65	Boston College	1987	1	1
Porter, Willie	DB	27	Texas Southern	1968	13	0
Posey, David	K	9	Florida	1978	11	0
Poteat, Hank	CB	31/32	Pittsburgh	2004-06	12	2
President, Andre	TE	88	Angelo State	1985	1	0
Prestridge, Luke	P	17	Baylor	1984	9	0
Price, Kenny	LB	54	Iowa	1971	1	0
Price, Taylor	WR	17	Ohio	2010-11	4	0
Profit, Eugene	DB	22	Yale	1986-88	5	0
Pruett, Perry	DB	39	North Texas State	1971	11	1
Pryor, Myron	DL	91	Kentucky	2009-11	24	2
Puetz, Garry	OG	77	Valparaiso	1979-81	36	5
Purnell, Lovett	TE	48/85	West Virginia	1996-98	34	7
Purvis, Vic	WR	31	Southern Mississippi	1966-67	16	0*
Pyne, George	OT	75	Olivet	1965	14	NA

- R -

Rademacher, Bill	WR	33	N. Michigan State	1969-70	27	5
Rakoczy, Gregg	OL	71	Miami (Fla.)	1991-92	21	4
Ramsey, Derrick	TE	88	Kentucky	1983-85	46	23
Ramsey, Tom	QB	12	UCLA	1985-88	21	4



PATRIOTS ALL-TIME ROSTER

- R -

Name	Pos.	#	College	Years	GP	GS
Ratkowski, Ray	RB	23	Notre Dame	1961	1	NA
Rawlings, Josh	OL	62	Minnesota	2000	0	0
Ray, Eddie	RB-P	36	Louisiana State	1970	5	1
Ray, Terry	S	23	Oklahoma	1993-96	63	24
Redd, Vince	LB	49	Liberty	2008	5	0
Redding, Reggie	OL	70	Cal State-Fullerton	1992	14	14
Redmond, J.R.	RB	21	Arizona State	2000-02	33	5
Reed, Benton	DE	71	Mississippi	1987	3	3
Rehberg, Scott	T	60	Central Michigan	1997-98	8	0
Rehder, Tom	OT	76	Notre Dame	1988-89	32	0
Reid, Dexter	S	42	North Carolina	2004	13	2
Reilly, Kevin	LB	55	Villanova	1975	4	1
Rembert, Johnny	LB	52	Clemson	1983-92	126	72
Reynolds, Bob	OT	74	Bowling Green	1972-73	20	14
Reynolds, Ed	LB	95	Virginia	1983-91	119	34
Reynolds, Ricky	CB	21	Washington State	1994-96	42	35
Reynolds, Tom	WR	21	San Diego State	1972	12	0
Rheams, Leonta	DL	75	Houston	1998	6	0
Rice, Rodney	DB	43	Brigham Young	1989	10	0
Richard, Darryl	DL	90	Georgia Tech	2009-2010	0	0
Richards, Dave	OL	62	UCLA	1996	5	0
Richardson, Al	DE	79	Grambling State	1960	3	NA
Richardson, Jesse	DT	75	Alabama	1962-64	42	NA
Richardson, Mike	DB	35	Notre Dame	2007-08	10	0
Richardson, Tom	WR	49	Jackson State	1969-70	15	0
Ridley, Stevan	RB	22	LSU	2011	16	2
Rivers, Marcellus	TE	82	Oklahoma State	2007	3	0
Robbins, Randy	S	48	Arizona	1992	15	15
Roberts, Tim	DE	94	Southern Mississippi	1995	13	12
Roberts, William	G	76	Ohio State	1995-96	32	27
Robinson, Bo	RB	41	West Texas State	1984	16	1
Robinson, Greg	OT	61/68	Sacramento State	1987	3	3
Robinson, Junior	CB	27	East Carolina	1990	16	0
Robinson, Rex	K	7	Georgia	1982	3	0
Robinson-Randall, Greg	T	64/77	Michigan State	2000-02	35	22
Robotti, Frank	LB-RB	51	Boston College	1961	12	NA
Rogers, Doug	DE	65	Stanford	1984	12	NA
Romaniszyn, Jim	LB	53	Edinboro State (Pa.)	1976	11	2
Romeo, Tony	TE	86	Florida State	1962-67	75	0*
Romine, Al	DB	46	Florence State	1961	1	NA
Rowe, Dave	DT	76	Penn State	1971-73	42	33
Rucci, Todd	OG	71	Penn State	1993-99	85	75
Rucker, Reggie	WR	33	Boston University	1971-74	43	38
Rudolph, Jack	LB	80	Georgia Tech	1960-65	56	NA
Ruegamer, Grey	C/G	67	Arizona State	2000-02	33	3
Russ, Bernard	LB	51	West Virginia	1997-99	9	0
Russell, Leonard	RB	32	Arizona State	1991-93	43	40
Ruth, Mike	NT	65	Boston College	1986-87	8	0
Rutledge, Rod	TE	83	Alabama	1998-2001	63	31
Ruud, Bo	LB	91	Nebraska	2008	0	0

- S -

Sabb, Dwayne	LB	95	New Hampshire	1992-96	73	24
Sacco, Frank	LB	95	Fordham	1987	2	0
Sagapolutele, Pio	DT	75	San Diego State	1996	15	10
Saltz, Lee	QB	12	Temple	1992	0	0
Sam, P.K.	WR	14	Florida State	2004	3	0
Samuel, Asante	CB	22	Central Florida	2003-07	75	53
Sanders, James	S	36	Fresno State	2005-10	84	50
Sanders, John	S	25	South Dakota	1974-76	30	24
Sanders, Lewis	DB	29	Maryland	2008	10	4
Sandham, Todd	OG	72	Northeastern	1987	2	0
Sands, Terdell	DL	74	Tennessee-Chattanooga	2009	1	0
Sanford, Rick	FS	25	South Carolina	1979-84	89	53
Saranovitz, Brian	OG	70	New Hampshire	1987	0	0
Sardisco, Tony	OG	64	Tulane	1960-62	40	NA
Satcher, Doug	LB	58	Southern Mississippi	1966-68	28	26
Sauerbrun, Todd	P	18	West Virginia	2006	2	0
Sawyer, Jon	CB	31	Cincinnati	1987	2	0
Saxon, Mike	P	4	San Diego State	1993	16	0*
Saylor, Jace	DL	94	Michigan State	2001	2	1
Scarpito, Bob	WR-P	46	Notre Dame	1968	14	0
Schaum, Greg	DE	76	Michigan State	1978	14	0
Schmidt, Bob	OT	74	Minnesota	1964	14	NA
Scholtz, Bruce	LB	51	Texas	1989	8	2
Schottenheimer, Marty	LB	54	Pittsburgh	1969-70	23	5
Schroeder, Bill	WR	18	Wisconsin-La Crosse	1995	0	0
Schubert, Eric	K	1	Pittsburgh	1987	2	1
Schubert, Steve	WR	87	Massachusetts	1974	8	2
Schwedes, Gerhardt	RB	31	Syracuse	1960-61	7	NA
Scott, Chad	CB	30	Maryland	2005-07	17	9
Scott, Clarence	DB	26	Morgan State	1969-72	43	24



PATRIOTS ALL-TIME ROSTER

Name	Pos.	#	College	Years	GP	GS
Scott, Guss	S	29/39	Florida	2004-06	6	2
Scott, Walter	DL	94	East Carolina	1996	1	0
Scott, Willie	TE	88	South Carolina	1986-88	25	2
Sealy, Randy	LB	53/59	Missouri	1987	2	1
Seau, Junior	LB	55	Southern Cal.	2006-09	38	16
Secules, Scott	QB	10	Virginia	1993	12	4
Sellers, Ron	WR	34	Florida State	1969-71	35	30
Serwanga, Kato	CB	31	California	1998-2000	31	3
Seymour, Richard	DE	93	Georgia	2001-08	111	105
Shaw, Harold	FB	44	Southern Mississippi	1998-2000	35	0
Shaw, Sedrick	RB	23	Iowa	1997-98	14	1
Shaw, Terrance	CB	22	Stephen F. Austin	2001	13	3
Shegog, Ron	SS	42	Austin Peay	1987	3	3
Sherman, Tom	QB-DB	14	Penn State	1968-69	18	7
Shiner, Dick	QB	11	Maryland	1973-74	4	0
Shoate, Rod	LB	56	Oklahoma	1975-81	76	65
Shonta, Chuck	DB	34	Eastern Michigan	1960-67	14	14
Shorts, Peter	DE	90	Illinois State	1989	1	0
Sievers, Eric	TE	85	Maryland	1989-90	24	6
Silvestro, Alex	DE	69	Rutgers	2001	1	0
Simerson, John	OT	75	Purdue	1961	10	NA
Simmons, Kendall	G	71	Auburn	2009	1	0
Simmons, Tony	WR	81	Wisconsin	1998-2000	38	9
Sims, Kenneth	DE	77	Texas	1982-89	74	64
Singer, Karl	OT	68	Purdue	1966-68	39	0
Singleton, Chris	LB	55	Arizona	1990-93	33	22
Sisson, Scott	K	9	Georgia Tech	1993	13	0
Skene, Doug	G	74	Michigan	1994	6	6
Stade, Chris	LB	53	Virginia	1993-2000	127	108
Stater, Matthew	WR	18	UCLA	2008-11	59	3
Small, Torrance	WR	84	Alcorn State	2001	3	0
Smerlas, Fred	NT	76	Boston College	1991-92	32	1
Smith, Antowain	RB	32	Houston	2001-03	45	36
Smith, Donnell	DE	65	Southern	1973-74	21	0
Smith, Hal	DT	70	UCLA	1960	10	NA
Smith, John	K	1	Southampton (England)	1974-83	116	0
Smith, Jonathan	WR	81	Georgia Tech	2006	2	0
Smith, Kenny	DL	95	Alabama	2008	0	0
Smith, Le Kevin	DL	90	Nebraska	2006-08	31	0
Smith, Otis	CB	45	Missouri	1996, 2000-02	56	48
Smith, Ricky	DB	27	Alabama State	1982-84	26	0
Smith, Rod	DB	22	Notre Dame	1992-94	48	17
Smith, Sean	DE	97	Georgia Tech	1990-91	17	1
Snyder, Al	WR	38	Holy Cross	1964	2	NA
Solder, Nate	T	77	Colorado	2011	16	13
Solitis, Bob	DB	42	Minnesota	1960-61	3	NA
Songin, Ed "Butch"	QB	11	Boston College	1960-61	28	NA
Spach, Stephen	TE	82	Fresno State	2007-08	5	0
Spann, Antwain	CB	31	Louisiana-Lafayette	2006-08	19	0
Spears, Ron	DE	78	San Diego State	1982-83	8	1
Spikes, Brandon	LB	55	Florida	2010-11	20	14
Spires, Greg	DE	94	Florida State	1998-2000	42	3
Springs, Shawn	S	29	Ohio State	2009	12	8
St. Jean, Lennie	OG	60	N. Michigan	1964-73	140	96*
Stallworth, Donte	WR	18	Tennessee	2007	16	9
Stanback, Isaiah	WR/QB	15	Washington	2009	6	2
Stanley, Sylvester	NT	63	Michigan	1994	7	0
Stanley, Walter	WR	81	Colorado	1992	13	0
Starks, Duane	CB	23	Miami (Fla.)	2005	7	6
Starring, Stephen	WR	81	McNeese	1983-87	72	33
Stavrovsky, Jason	K	4	Tulsa	1988-91	42	0
Steinfort, Fred	K	5	Boston College	1983	9	0
Stenger, Brian	LB	59	Notre Dame	1973	10	2
Stephens, Calvin	G	68	South Carolina	1992	14	1
Stephens, John	RB	44	NW Louisiana State	1988-92	76	59
Stephens, Tom	DB-TE	45	Syracuse	1960-64	49	NA
Stevens, Matt	S	26	Appalachian State	2000-01	16	4
Stingley, Darryl	WR	84	Purdue	1973-77	60	53
Stokes, Barry	OL	75	Eastern Michigan	2008	0	0
Stokes, Eric	C-G	78	Northeastern	1987	1	1
Stokes, J.J.	WR	85	UCLA	2003	2	0
Stolberg, Eric	WR	19	Indiana	1971	0	0
Stone, Michael	S	24	Memphis	2005	13	3
Striegall, Bill	LB	72	College of Pacific	1960	5	NA
Stuckey, Shawn	LB	93	Troy State	1998	6	0
Studstill, Pat	P	2	Houston	1972	14	0
Sturt, Fred	G	63	Bowling Green	1976-78	29	0
Suci, Bob	DB	21	Michigan State	1963	14	NA
Sullivan, Chris	DE	74	Boston College	1996-99, 2001	63	20
Swanson, Terry	P	36	Massachusetts	1967-68	24	0
Sweet, Joe	WR	81	Tennessee State	1974	4	0
Sykes, Alfred	WR	13	Florida A&M	1971	4	1



PATRIOTS ALL-TIME ROSTER

- T -

Name	Pos.	#	College	Years	GP	GS
Taliaferro, Mike	QB	17	Illinois	1968-71	32	25
Tanner, John	LB-DE	53	Tennessee Tech	1973-74	27	2
Tardits, Richard	LB	53	Georgia	1990-92	27	1
Tarpinian, Jeff	LB	53	Iowa	2011	7	1
Tarver, John	RB	36	Colorado	1972-74	31	15
Tate, Brandon	WR	19	North Carolina	2009-10	18	11
Tatuou, Mosi	RB	30	Southern Cal	1978-90	194	22
Taylor, Chris	RB	35	Indiana	2009	0	0
Taylor, Fred	RB	21	Florida	2009-10	13	1
Taylor, Gene	WR	82	Fresno State	1991	1	0
Taylor, Greg	RB	45	Virginia	1982	1	0
Taylor, Kitrick	WR	49	Washington State	1989	4	0
Testaverde, Vinny	QB	14	Miami (Fla.)	2006	3	0
Tharpe, Larry	OT	77	Tennessee State	1996	0	0
Thomas, Adalius	LB	96	Southern Mississippi	2007-09	39	35
Thomas, Ben	DE	99	Auburn	1985	15	0
Thomas, Blair	RB	32	Penn State	1994	3	0
Thomas, David	TE	86	Texas	2006-08	32	13
Thomas, Donald	OL	64	Connecticut	2011	10	1
Thomas, Donnie	LB	51	Indiana	1976	3	1
Thomas, Gene	RB	22	Florida A&M	1968	9	4
Thomas, Henry	DT	95	Louisiana State	1997-2000	64	52
Thomas, Santonio	DL	92	Miami (Fla.)	2007	4	0
Thompson, Leroy	RB	36	Penn State	1994	16	1
Thompson, Reyna	CB	21	Baylor	1993	15	6
Timpson, Michael	WR	83	Penn State	1989-94	70	25
Tippett, Andre	LB	56	Iowa	1982-88, 90-93	151	139
Tipton, Dave	NT	60	Western Illinois	1975-76	12	0
Toler, Ken	WR	82	Mississippi	1981-82	25	0
Toner, Ed	DT	75	Massachusetts	1967-70	26	0
Towns, Bobby	DB	34	Georgia	1961	2	NA
Traylor, Keith	NT	98	Central State (Okla.)	2004	16	10
Trull, Don	QB	19	Baylor	1967	7	3
Tucker, Erroll	DB	21	Utah	1989	5	0
Tucker, Ross	OL	69	Princeton	2005	1	0
Tuitele, Maugauala	LB	47/59	Colorado State	2000-02	5	0
Tupa, Tom	P	19	Ohio State	1996-98	48	0
Turner, Bake	WR	40	Texas Tech	1970	14	13
Turner, Bill	DE	74	Boston College	1987	2	0
Turner, Kevin	RB	34	Alabama	1992-94	48	19
Turner, T.J.	LB	99	Michigan State	2001	2	0
Twombly, Darren	C	64	Boston College	1987	1	1

- U -

Underwood, Tiquan	WR	10	Rutgers	2011	6	0
-------------------	----	----	---------	------	---	---

- V -

van Eeghen, Mark	RB	34	Colgate	1982-83	24	16
Vataha, Randy	WR	18	Stanford	1971-76	82	44
Vaughn, Jon	RB	24	Michigan	1991-92	32	7
Ventrone, Ray	DB	41	Villanova	2007-08	17	0
Ventrone, Ross	DB	35	Villanova	2011	8	0
Vereen, Shane	RB	34	California	2011	5	0
Veris, Garin	DE	60/90	Stanford	1985-88, 90-91	78	46
Viaene, David	OT	70	Minnesota-Duluth	1989-90	20	8
Villa, Danny	OT	75	Arizona State	1987-91, 97	75	62
Vinatieri, Adam	K	4	South Dakota State	1996-2005	160	0
Virkus, Scott	DE	70	San Francisco CC	1984	5	0
Vollmer, Sebastian	OL	76	Houston	2009-11	36	29
Vrabel, Mike	LB	50	Ohio State	2001-08	125	110

- W -

Wagner, Bryan	P	9	Cal State-Northridge	1991, 95	8	0
Walker, Bruce	NT/DT	91	UCLA	1994-95	11	4
Walker, Mike	K	12	None	1972	8	0
Walter, Ken	P	13/15	Kent State	2001-03, 06	46	0
Ward, David	LB	94	Southern Arkansas	1989	16	0
Ward, Dedic	WR	17	Northern Iowa	2003	4	0
Warren, Gerard	DL	92, 98	Florida	2010, 2011	28	10
Warren, Lamont	RB	27	Colorado	1999	16	2
Warren, Ty	DL	94	Texas A&M	2003-10	105	82
Washington, Clyde	DB	31	Purdue	1960-61	27	NA
Washington, John	DT	76	Oklahoma State	1993	16	13
Washington, Kelley	WR	15	Tennessee	2007-08	2	0
Washington, Mark	CB	46	Morgan State	1979	12	0
Washington, Mickey	CB	21	Texas A&M	1990-91	25	4
Washington, Ted	NT	92	Louisville	2003	10	10
Waters, Brian	G	54	North Texas	2011	16	16
Watson, Benjamin	TE	84	Georgia	2004-09	71	47
Watson, Dave	G	67	Georgia Tech	1963-64	28	NA
Weathers, Robert	RB	24	Arizona State	1982-86	44	6
Weathers, Clarence	WR	82	Delaware State	1983-84	25	0
Weaver, Jed	TE	85	Oregon	2004	10	1



PATRIOTS ALL-TIME ROSTER

Name	Pos.	#	College	Years	GP	GS
Webb, Don	DB	42	Iowa State.....	1961-71	134	60*
Webster, George	LB	90	Michigan State.....	1974-76	37	25
Webster, Jason	CB	23	Texas A&M.....	2008	3	0
Weisacosky, Ed	LB	66	Miami (Fla.).....	1971-72	28	23
Weishuhn, Clayton	LB	53	Angelo State.....	1982-84, 86	30	26
Welch, Claxton	RB	43	Oregon.....	1973	2	1
Welch, Thomas	OL	66	Vanderbilt.....	2011	3	1
Welker, Wes	WR	83	Texas Tech.....	2007-11	77	66
Wells, Billy	RB	41	Michigan State.....	1960	12	NA
Wendell, Ryan	C	62	Fresno State.....	2009-11	31	5
West, Mel	RB	24	Missouri.....	1961	4	NA
Westbrook, Don	WR	83	Nebraska.....	1977-81	71	1
Weston, Kade	DE	66	Georgia.....	2010	0	0
Whalen, Jim	TE	82	Boston College.....	1965-69	70	27*
Wheatley, Terrence	CB	22	Colorado.....	2008-10	11	1
Wheeler, Dwight	OT	62	Tennessee State.....	1978-83	72	39
Wheeler, Mark	DT	97	Texas A&M.....	1996-98	40	31
Whigham, Larry	S	25	NE Louisiana.....	1984-2000	106	4
White, Adrian	S	38	Florida.....	1993	5	4
White, David	LB	51	Nebraska.....	1993	6	0
White, Harvey	QB	10	Clemson.....	1960	9	NA
White, Jeff	K-P	2	Texas El Paso.....	1973	11	0
White, Jim	DE	87	Colorado State.....	1972	13	6
White, Reggie	DT/NT	90	North Carolina A&T.....	1995	16	9
White, Tracy	LB	58	Howard.....	2010-11	31	1
Whittingham, Fred	LB	53	Cal Poly.....	1970	13	0
Whitten, Todd	QB	15	Stephen F. Austin.....	1987	1	0
Richard, Murray	DE	90	Frostburg State.....	1987	3	0
Wiggins, Jermaine	TE	85	Georgia.....	2000-01	20	8
Wilburn, Steve	DE	99	Illinois State.....	1987	3	3
Wilfork, Vince	DT	75	Miami (Fla.).....	2004-11	122	122
Wilhite, Jonathan	CB	24	Auburn.....	2008-10	39	13
William, J.R.	LB-C	55	Louisiana Tech.....	1968-70	38	2
Williams, Brent	DE	96	Toledo.....	1986-93	121	102
Williams, Brian	TE	49	Southern.....	1982	1	0
Williams, Brooks	TE	80	North Carolina.....	1983	13	1
Williams, Derwin	WR	82	New Mexico.....	1985-87	42	1
Williams, Ed	LB	54	Texas.....	1984-87, 90	62	10
Williams, Gemara	CB	42	Buffalo.....	2006	0	0
Williams, Grant	T	76	Louisiana Tech.....	2000-01	29	12
Williams, Jon	RB	44	Penn State.....	1984	9	0
Williams, Larry	G	75	Notre Dame.....	1992	13	9
Williams, Lester	NT	72	Miami (Fla.).....	1982-85	40	13
Williams, Malcolm	DB	41	Texas Christian.....	2011	2	0
Williams, Perry	CB	38	Clemson.....	1987	3	0
Williams, Tank	S	26	Stanford.....	2008	0	0
Williams, Toby	DE	90	Nebraska.....	1983-88	80	56
Wilson, Curtis	OC	75	Missouri.....	1989	0	0
Wilson, Darrell	DB	47	Connecticut.....	1981	1	0
Wilson, Darryal	WR	48	Tennessee.....	1983	9	0
Wilson, David	DB	26	California.....	1992	1	0
Wilson, Ed	QB	12	Arizona.....	1965	14	NA
Wilson, Eugene	DB	26	Illinois.....	2003-07	62	55
Wilson, Jerrel	P	4	Southern Mississippi.....	1978	14	0
Wilson, Joe	RB	23	Holy Cross.....	1974	12	0
Wilson, Marc	QB	15	Brigham Young.....	1989-90	30	10
Windsor, Bob	TE	86	Kentucky.....	1972-75	48	44
Wirkowski, Dennis	DE	70	Purdue.....	1970-72	37	36
Witt, Mel	DT	70	Arlington State.....	1967-70	35	14
Wohlabaugh, Dave	C	64	Syracuse.....	1995-98	57	57
Wonsley, George	RB	53	Mississippi State.....	1989	5	0
Woodhead, Danny	RB	39	Chadron State.....	2010-11	29	7
Woods, Carl	RB	34	Vanderbilt.....	1987	2	0
Woods, Pierre	LB	58	Michigan.....	2006-10	54	8
Woody, Damien	C	65	Boston College.....	1999-2003	78	76
Wooten, Ron	OG	61	North Carolina.....	1982-88	98	96
Wren, Darryl	CB	27	Pittsburg (Kan.) State.....	1993-94	33	5
Wright, Elmo	WR	17	Houston.....	1975	8	4
Wright, Mike	DL	99	Cincinnati.....	2005-11	81	22
Wyman, Devin	DT	72	Kentucky State.....	1996-98	15	4

- Y -

Yancy, Carlos	CB	40	Georgia.....	1995	4	0
Yates, Billy	G	74	Texas A&M.....	2005-08	22	11
Yates, Bob	OT-G-C	50	Syracuse.....	1960-65	67	NA
Yewcic, Tom	P-QB	14	Michigan State.....	1961-66	77	NA

- Z -

Zabel, Steve	LB	54	Oklahoma.....	1975-78	50	48
Zackery, Tony	FS	25	Washington.....	1990-91	19	0
Zamberlin, John	LB	54	Pacific Lutheran.....	1979-82	56	15
Zendejas, Joaquin	K	2	LaVerne (Calif.).....	1983	2	0
Zereoue, Amos	RB	31	West Virginia.....	2005	3	0
Zolak, Scott	QB	16	Maryland.....	1992-98	53	7



PATRIOTS ALL-TIME DRAFT

2012				
Rd	Player	Pk	Pos	College
1a	Chandler Jones	21	DE	Syracuse
1b	Dont'a Hightower	25	LB	Alabama
2a	Tavon Wilson	48	DB	Illinois
2b	(Traded to Green Bay)	62		
3a	Jake Bequette	90	DE	Arkansas
3b	(Traded to Cincinnati)	93		
4	(Traded to Denver)	126		
5	(Traded to Green Bay)	163		
6	Nate Ebner	197	DB	Ohio State
7a	Alfonzo Dennard	224	CB	Nebraska
7b	Jeremy Ebert	235	WR	Northwestern

2012 Draft Notes

For more details on all trades involving draft picks, please see trades list on following pages.

- 1a Acquired Cincinnati's 2012 first-round pick in exchange for the Patriots' 2012 first-round pick (27th overall) and the Patriots' 2012 third-round pick (93rd overall).
- 1b Acquired Denver's 2012 first-round pick in exchange for the Patriots' 2012 first-round pick (31st overall) and the Patriots' 2012 fourth-round pick (126th overall).
- 2b Pick traded to Green Bay for a 2012 third-round pick (90th overall) and a 2012 fifth-round pick (163rd overall).
- 3b Pick traded to Cincinnati along with a 2012 first-round pick (27th overall) in exchange for Cincinnati's 2012 first-round pick (21st overall).
- 4 Pick traded to Denver along with a 2012 first-round pick (31st overall) in exchange for Denver's first-round pick (25th overall).
- 5 Pick acquired from Green Bay in previously mentioned trade.

2011				
Rd	Player	Pk	Pos	College
1a	Nate Solder	17	OL	Colorado
1b	(Traded to New Orleans)	28		
2a	Ras-I Dowling	33	DB	Virginia
2b	Shane Vereen	56	RB	California
2c	(Traded to Houston)	60		
3a	Stevan Ridley	73	RB	Louisiana State
3b	Ryan Mallett	74	QB	Arkansas
3c	(Traded to Oakland)	92		
4	(Traded to Oakland)	125		
5a	Marcus Cannon	138	OL	Texas Christian
5b	Lee Smith	159	TE	Marshall
6a	(Traded to Philadelphia)	193		
6b	Markell Carter	194	LB	Central Arkansas
7	Malcolm Williams	219	DB	Texas Christian

2011 Draft Notes

For more details on all trades involving draft picks, please see trades list on following pages.

- 1b Pick traded to New Orleans for 2012 first-round pick and a 2011 second-round pick (56th overall).
- 2c Pick traded to Houston for 2011 third-round choice (73rd overall) and 2011 fifth-round pick (138th overall).
- 3c Pick traded to Oakland for 2012 second-round choice and 2011 seventh-round pick (219th overall).
- 4 Pick traded to Oakland in previously mentioned trade.
- 6a Pick traded to Philadelphia for sixth-round choice (194th overall).

2010				
Rd	Player	Pk	Pos	College
1a	(Traded to Denver)	22		
1b	(Traded to Dallas)	24		
1c	Devin McCourty	27	CB	Rutgers
2a	Rob Gronkowski	42	TE	Arizona
2b	(Traded to Oakland)	44		
2c	(Traded to Arizona)	47		
2d	Jermaine Cunningham	53	LB	Florida
2e	(Traded to Houston)	58		
2f	Brandon Spikes	62	LB	Florida
3a	(Traded to Carolina)	89		
3b	Taylor Price	90	WR	Ohio University
4a	Aaron Hernandez	113	TE	Florida
4b	(Traded to Dallas)	119		
5	Zoltan Mesko	150	P	Michigan
6a	(Traded to Oakland)	190		
6b	Ted Larsen	205	OL	N.C. State
7a	Thomas Welch	208	OL	Vanderbilt
7b	(Traded to Washington)	229		
7c	(Traded to Washington)	231		
7d	Brandon Deaderick	247	DL	Alabama
7e	Kade Weston	248	DL	Georgia
7f	Zac Robinson	250	QB	Oklahoma St.

2010 Draft Notes

For more details on all trades involving draft picks, please see trades list on following pages.

- 6b, 7d, 7e, 7f were awarded as compensatory draft choices.
- 1a Pick traded to Denver in exchange for a 2010 first-round

2010 (Cont.)				
pick	(24 overall) and a 2010 fourth-round pick (113 overall).			
1b	Pick acquired from Denver in previously mentioned trade.			
1c	Pick acquired from Dallas with their 2010 third-round (90 overall) pick in exchange for a 2010 first-round pick (24) and a 2010 fourth-round pick (119 overall).			
2a	Pick acquired from Oakland in exchange for the Patriots' 2010 second-round pick (44 overall) and their 2010 sixth-round pick (190 overall).			
2b	Pick traded to Oakland in previously mentioned trade. Pick was originally acquired from Jacksonville in a 2009 draft day trade.			
2c	Pick traded to Arizona in exchange for a 2010 second-round pick (58 overall) and a 2010 third-round pick (89 overall). Pick was originally acquired from Tennessee in a 2009 draft day trade.			
2e	Pick traded to Houston in exchange for a 2010 second-round pick (62 overall) and a fifth-round pick (150 overall). Pick was originally acquired from Arizona in previously mentioned trade.			
2f	Pick acquired from Houston in previously mentioned trade.			
3a	Pick traded to Carolina in exchange for a 2011 second-round pick. Pick was originally acquired from Arizona in previously mentioned trade.			
3b	Pick acquired from Dallas in previously mentioned trade.			
4a	Pick acquired from Denver in previously mentioned trade.			
5	Pick acquired from Houston in previously mentioned trade.			
6a	Pick traded to Oakland in previously mentioned trade.			
7a	Pick acquired from Washington in exchange for two 2010 seventh-round picks (229 and 231 overall).			
7b	Pick traded to Washington in previously mentioned trade.			
7c	Pick traded to Washington in previously mentioned trade. Pick was originally acquired in 2009 draft day trade from Philadelphia.			

2009				
Rd	Player	Pk	Pos	College
1	(Traded to Baltimore)	23		
2a	Patrick Chung	34	S	Oregon
2b	Ron Brace	40	DL	Boston College
2c	Darius Butler	41	DB	Connecticut
2d	Sebastian Vollmer	58	OL	Houston
3a	Brandon Tate	83	WR	North Carolina
3b	Tyronne McKenzie	97	LB	South Florida
4	Rich Ohrnberger	123	OL	Penn State
5a	(Traded to Philadelphia for WR Greg Lewis)	170	OL	Louisville
5b	George Bussey	170	OL	Louisville
6a	Jake Ingram	198	LS	Hawaii
6b	Myron Pryor	207	DL	Kentucky
7a	Julian Edelman	232	WR	Kent State
7b	Darryl Richard	234	DL	Georgia Tech

2009 Draft Notes

For more details on all trades involving draft picks, please see trades list on following pages.

- 3b, 5 and 6b were awarded as compensatory draft choices.
- 1 Pick traded to Baltimore for a 2009 first-round pick (26 overall) and a 2009 fifth-round pick (162 overall). The Patriots used subsequent trades to turn those picks into selections 2c, 3a and 7a in addition to a 2010 second-round choice.
- 2a Pick acquired from Kansas City in exchange for QB Matt Cassel and LB Mike Vrabel.
- 2b Pick acquired from Oakland in exchange for a 2009 second-round pick (47 overall), a 2009 fourth-round pick (124 overall) and a 2009 sixth-round pick (199 overall).
- 2c Pick acquired from Green Bay along with two 2009 third-round picks (73 overall and 83 overall) in exchange for a 2009 first-round pick (26 overall) and a 2009 fifth-round pick (162 overall).
- 3a Pick acquired from Green Bay along with a 2009 second-round pick (41 overall) and a 2009 third-round pick (73 overall) in exchange for a 2009 first-round pick (26 overall) and a 2009 fifth-round pick (162 overall).
- 4 Pick acquired from Baltimore along with a 2009 sixth-round selection (198 overall) in exchange for two 2009 fifth-round selections (137 overall and 141 overall) that had been acquired from Philadelphia in exchange for CB Ellis Hobbs.
- 6a Pick acquired from Baltimore along with a 2009 fourth-round selection (123 overall) in exchange for two 2009 fifth-round selections (137 overall and 141 overall) that had been acquired from Philadelphia in exchange for CB Ellis Hobbs.
- 7a Pick acquired from Jacksonville along with a 2010 second-round pick in exchange for a 2009 third-round pick (73 overall).

2008				
Rd	Player	Pk	Pos	College
1	Jerod Mayo	10	LB	Tennessee
2	Terrence Wheatley	62	CB	Colorado
3	Shawn Crable	78	LB	Michigan
3b	Kevin O'Connell	94	QB	San Diego State
4	Jonathan Wilhite	129	CB	Auburn
5	Matthew Slater	153	WR	UCLA



PATRIOTS ALL-TIME DRAFT

2008 (Cont.)

6 Bo Ruud 197 LB Nebraska

2008 Draft Notes

For more details on all trades involving draft picks, please see trades list on following pages.

- Pick acquired from New Orleans along with a 2008 third-round selection (78 overall - LB Shawn Crable) in exchange for a 2008 first-round selection (7 overall) and a 2008 fifth-round selection (164 overall).
- Pick acquired from New Orleans along with a 2008 first-round selection (10 overall - LB Jerod Mayo) in exchange for a 2008 first-round selection (7 overall) and a 2008 fifth-round selection (164 overall).
- Pick acquired from Tampa Bay in exchange for a 2008 fifth-round selection (160 overall) and a 2008 seventh-round selection (238 overall).

2007

Rd	Player	Pk	Pos	College
1	Brandon Meriweather	24	DB	Miami (Fla.)
2	(To Miami as part of trade for WR Wes Welker)			
4a	(To Oakland in exchange for WR Randy Moss)			
4b	Kareem Brown	127	DL	Miami (Fla.)
5	Clint Oldenburg	171	T	Colorado State
6a	Justin Rogers	180	LB	Southern Methodist
6b	Mike Richardson	202	CB	Notre Dame
6c	Justise Hairston	208	RB	Central Connecticut
6d	Corey Hilliard	209	T	Oklahoma State
7a	Oscar Lua	211	LB	Southern Cal
7b	(To Miami as part of trade for WR Wes Welker)			
7c	Mike Elgin	247	G/C	Iowa

For more details on all trades involving draft picks, please see trades list on following pages.

- 5, 6c, 6d and 7c were awarded as compensatory draft choices.
- Pick acquired from Seattle in exchange for WR Deion Branch.
 - Pick acquired from San Francisco along with a 2008 first-round selection in exchange for a 2007 first-round selection (28 overall).
 - Pick acquired from Arizona in exchange for T Brandon Gorin.
 - Pick Acquired from Oakland along with a 2008 third-round selection in exchange for a 2007 third-round selection (91 overall).

2006

Rd	Player	Pk	Pos	College
1	Laurence Maroney	21	RB	Minnesota
2	Chad Jackson	36	WR	Florida
3	David Thomas	86	TE	Texas
4a	Garrett Mills	106	FB	Tulsa
4b	Stephen Gostkowski	118	K	Memphis
5	Ryan O'Callaghan	136	T	California
6a	Jeremy Mincey	191	LB	Florida
6b	Dan Stevenson	205	G	Notre Dame
6c	Le Kevin Smith	206	DL	Nebraska
7	Willie Andrews	229	DB	Baylor

2006 Draft Notes

- 6b and 6c were awarded as compensatory draft choices.
- Pick acquired from Green Bay in exchange for a 2006 second-round pick (52 overall) and a 2006 third-round pick (75 overall)
 - Pick acquired from Detroit in exchange for a 2005 fifth-round pick (145 overall) and a 2005 sixth-round pick (206 overall).
 - Pick acquired from Oakland along with a 2005 seventh-round pick (230 overall) in exchange for a 2005 sixth-round pick (175 overall).

2005

Rd	Player	Pk	Pos	College
1	Logan Mankins	32	OL	Fresno State
3	Ellis Hobbs	84	CB	Iowa State
3b	(To Arizona as part of trade for CB Duane Starks)			
3c	Nick Kaczur	100	T	Toledo
4	James Sanders	133	S	Fresno State
5a	(To Arizona as part of trade for CB Duane Starks)			
5b	Ryan Claridge	170	LB	Nevada-Las Vegas
7a	Matt Cassel	230	QB	Southern Cal
7b	Andy Stokes	255	TE	William Penn

2005 Draft Notes

- 3c, 5b and 7b were awarded as compensatory draft choices.
- Pick acquired from Baltimore along with a 2005 sixth-round choice (195 overall) and a 2006 third-round choice in exchange for a 2005 second-round choice (64 overall).
 - Pick acquired from Oakland along with a 2006 fifth-round choice (136 overall) in exchange for a 2005 sixth-round choice (175 overall)

2004

Rd	Player	Pk	Pos	College
1a	Vince Wilfork	21	DT	Miami (Fla.)
1b	Benjamin Watson	32	TE	Georgia
2a	(To Cincinnati in exchange for RB Corey Dillon)			
2b	Marquise Hill	63	DE	Louisiana State

2004 (Cont.)

3	Guss Scott	95	S	Florida
4b	Dexter Reid	113	S	North Carolina
4b	Cedric Cobbs	128	RB	Arkansas
5	P.K. Sam	164	WR	Florida State
6	(To Pittsburgh in compensation for RFA Rodney Bayley)			
7	Christian Morton	233	CB	Illinois

2004 Draft Notes

- Pick acquired from Baltimore along with a 2003 second-round pick (41 overall) in exchange for a 2003 first round selection (19 overall).
- Pick acquired from New Orleans along with a 2003 third-round pick (78 overall) and a 2003 seventh-round choice (239th overall) in exchange for S Tebucky Jones.

2003

Rd	Player	Pk	Pos	College
1	Ty Warren	13	DT	Texas A&M
2a	Eugene Wilson	36	CB	Illinois
2b	Bethel Johnson	45	WR	Texas A&M
4a	Dan Klecko	117	DT	Temple
4b	Asante Samuel	120	CB	Central Florida
5	Dan Koppen	164	C	Boston College
6	Kliff Kingsbury	201	QB	Texas Tech
7a	Spencer Nead	234	TE	BYU
7b	Tully Banta-Cain	239	LB	California
7c	Ethan Kelley	243	DT	Baylor

2003 Draft Notes

- Pick acquired from Chicago for the Patriots 2003 first-round pick (14 overall) and a 2003 sixth-round pick (193 overall).
- Pick acquired from the Houston Texans along with a 2003 fourth-round pick (117 overall) for a 2003 second-round pick (41 overall) and a 2003 third-round pick (75 overall).
- Pick acquired from the Carolina Panthers for a 2003 second-round pick (50 overall) and a 2003 fourth-round pick (120 overall).
- Pick acquired from the Houston Texans along with a 2003 second-round pick (36 overall) for a 2003 second-round pick (41 overall) and a 2003 third-round pick (75 overall).
- Pick acquired from Denver for a 2003 fourth-round pick (128 overall) and a 2003 fifth-round pick (157 overall).
- Pick acquired from the Tennessee Titans along with a 2003 sixth-round pick (201 overall) and a 2003 seventh-round pick (243 overall) for a 2003 fifth-round pick (154 overall) and a 2003 seventh-round pick (225 overall).
- Pick acquired from the Tennessee Titans along with 2003 fifth-round pick (164 overall) and a 2003 seventh-round pick (243 overall) for the a 2003 fifth-round pick (154 overall) and a 2003 seventh-round pick (225 overall).
- Pick acquired from New Orleans along with a 2003 third-round pick (78 overall) and a 2004 fourth-round pick for Tebucky Jones.
- Pick acquired from the Tennessee Titans with a 2003 fifth-round pick (164 overall) and a 2003 sixth-round pick (201 overall) for the Patriots 2003 fifth-round pick (154 overall) and a 2003 seventh-round pick (225 overall).

2002

Rd	Player	Pk	Pos	College
1	Daniel Graham	21	TE	Colorado
2	Deion Branch	65	WR	Louisville
4a	Rohan Davey	117	QB	LSU
4b	Jarvis Green	126	DE	LSU
7a	Antwoine Womack	237	RB	Virginia
7b	David Givens	253	WR	Notre Dame

2002 Draft Notes

- Pick acquired from Washington for the Patriots first-round pick (32nd overall), third-round pick (96th) and seventh-round pick (234th) of the 2002 draft.
- Pick obtained from the Denver Broncos in exchange for the Patriots 2002 fourth-round pick (131st overall) and fifth-round (144th).
- Pick acquired from Green Bay for WR Terry Glenn.
- Pick obtained from the Dallas Cowboys, along with 2003 first-round choice, in exchange for the Patriots 2002 fifth-round pick (168th overall).

2001

Rd	Player	Pk	Pos	College
1	Richard Seymour	6	DT	Georgia
2	Matt Light	48	OL	Purdue
3	Brock Williams	86	CB	Notre Dame
4a	Kenyatta Jones	96	OL	South Florida
4b	Jabari Holloway	119	TE	Notre Dame
5	Hakim Akbar	163	S	Washington
6a	Arther Love	180	TE	South Carolina State
6b	Leonard Myers	200	CB	Miami (Fla.)
7a	Owen Pochman	216	K	Brigham Young
7b	T.J. Turner	239	LB	Michigan State

2001 Draft Notes

- 5, 6b and 7b denote compensatory picks obtained from the NFL.



PATRIOTS ALL-TIME DRAFT

2001 (Cont.)

- 2 Pick acquired from Detroit for a 2001 second-round (50 overall, from Pittsburgh) pick and a sixth-round (173 overall, from San Francisco) pick
- 3 Pick acquired from Minnesota (NE trades third round selection - 69 overall to Minnesota for their third-round pick - 86 overall and fourth round selection - 119 overall)
- 4a Pick acquired from San Diego (NE trades fourth round selection - 112 overall and fifth round selection - 139 overall to San Diego for their fourth-round pick - 96th overall)
- 4b Pick from Minnesota in previously mentioned trade
- 6a Pick acquired from Detroit (NE trades fifth round selection-149 overall to Detroit for their sixth-round pick-180 overall and their seventh-round pick-216 overall)
- 7a Pick from Detroit in previously mentioned trade

2000

Rd	Player	Pk	Pos	College
1	Pick to N.Y. Jets	16		
2	Adrian Klemm	46	T	Hawaii
3	J.R. Redmond	76	RB	Arizona State
4	Greg Robinson-Randall	127	T	Michigan State
5a	Dave Stachelski	141	TE	Boise State
5b	Jeff Marriott	161	DT	Missouri
6a	Antwan Harris	187	CB	Virginia
6b	Tom Brady	199	QB	Michigan
6c	David Nugent	201	DT	Purdue
7a	Pick to San Francisco			Philadelphia
7b	Casey Tisdale	226	LB	New Mexico
7c	Patrick Pass	239	RB	Georgia

2000 Draft Notes

- 1 Awarded to N.Y. Jets in compensation for Bill Belichick
- 4, 6b, 6c and 7c denote compensatory picks obtained from the NFL.
- 5b From the St. Louis Rams for DE Mike Jones
- 7a Pick acquired from Philadelphia for WR Dietrich Jells, then traded to San Francisco for a sixth-round pick in 2001.

1999 Supplemental Draft

Rd	Player	Pk	Pos	College
4	J Juan Cherry		CB	Arizona State

1999

Rd	Player	Pk	Pos	College
1a	Damien Woody	17	C	Boston College
1b	Choice to Seattle	20		
1c	Andy Katzenmoyer	28	LB	Ohio State
2a	Kevin Faulk	46	RB	LSU
2b	Pick to Tennessee	52		
3a	Pick to Seattle	82		
3b	Tony George	91	DB	Florida
4a	Pick to Tennessee	117		
5	Derrick Fletcher	154	OL	Baylor
6a	Marcus Washington	180	DB	Colorado
6b	Pick to Seattle	191		
7a	Michael Bishop	227	QB	Kansas State
7b	Sean Morey	241	WR	Brown

1999 Draft Notes

- 1b Pick to Seattle - (NE trades picks-20th, 82nd and 191st overall for Seattle's 1999 first-round pick-17th overall)
- 1c FROM N.Y. JETS IN COMPENSATION FOR BILL PARCELLS
- 2b Pick to Tennessee - (NE trades picks-52nd and 117th overall for Tennessee's 1999 second-round pick-46th overall)
- 3a Pick to Seattle in previously mentioned trade
- 3b From Minnesota Vikings in a trade for CB Jimmy Hitchcock
- 4a Pick to Tennessee in previously mentioned trade
- 6a From Baltimore Ravens in a trade for TE Lovett Purnell
- 6b Pick to Seattle in previously mentioned trade
- 7b From the NFL as compensation for losing free agent FBs Keith Byars and Sam Gash

1998

Rd	Player	Pk	Pos	College
1a	Robert Edwards	18	RB	Georgia
1b	Tebucky Jones	22	DB	Syracuse
2a	Tony Simmons	52	WR	Wisconsin
2b	Rod Rutledge	54	TE	Alabama
3a	Chris Floyd	81	FB	Michigan
3b	Greg Spires	83	DE	Florida State
4	Leonta Rheaams	115	DT	Houston
5	Ron Merkerson	145	LB	Colorado
6	Harold Shaw	176	RB	Southern Mississippi
7	Jason Andersen	211	OL	Brigham Young

1998 Draft Notes

- 1a From N.Y. Jets in compensation for Curtis Martin
- 2a From N.Y. Jets in compensation for Bill Parcells
- 3a From N.Y. Jets in compensation for Curtis Martin

1997

Rd	Player	Pk	Pos	College
1	Chris Canty	29	DB	Kansas State
2	Brandon Mitchell	59	DT	Texas A&M
3a	Sedrick Shaw	61	RB	Iowa
3b	Chris Carter	89	DB	Texas
4a	Damon Denson	97	OL	Michigan
4b	Ed Ellis	125	OL	Buffalo
5	Vernon Crawford	159	LB	Florida State
6	Tony Gaiter	192	WR	Miami (Fla.)
7	Scott Rehberg	230	OL	Central Michigan

1997 Draft Notes

- 3a From N.Y. Jets in compensation for Bill Parcells
- 4a From N.Y. Jets in compensation for Bill Parcells

1996

Rd	Player	Pk	Pos	College
1	Terry Glenn	7	WR	Ohio State
2a	Lawyer Milloy	36	DB	Washington
2b	Pick to Oakland			
3a	Pick to Kansas City			
3b	Pick to Detroit			
3c	Tedy Bruschi	86	LB	Arizona
4a	Heath Irwin	101	G	Colorado
4b	Chris Sullivan	119	DE	Boston College
4c	Kantroy Barber	124	FB	West Virginia
5a	John Elmore	139	G	Texas
5b	Christian Peter	149	DT	Nebraska
6a	Chris Griffin	173	TE	New Mexico
6b	Mario Griener	195	RB	Tenn.-Chattanooga
6c	Devin Wyman	206	DT	Kentucky State
7a	Lovett Purnell	216	TE	West Virginia
7b	J.R. Conrad	247	G	Oklahoma

1996 Draft Notes

- 2b Pick to Oakland - (NE trades pick-57th overall for Oakland's 1996 third round selection-76th overall, 1996 fourth-round selection-124th overall and fifth-round pick-149th overall)
- 3a Pick to Kansas City - (NE trades pick for Kansas City's 1995 fourth-round pick, 112 overall--Dave Wohlabaugh)
- 3b Pick to Detroit - (NE trades pick-76th overall to Detroit for their third round selection-86th overall, fourth-119th overall and sixth round-195th overall selections)
- 3c From Detroit in previously mentioned trade
- 4b From Detroit in previously mentioned trade
- 4c From S.F. through Oakland
- 5b From Oakland in previously mentioned trade
- 6b From Detroit in previously mentioned trade
- 6c Compensatory Pick
- 7b Compensatory Pick

1995

Rd	Player	Pk	Pos	College
1	Ty Law	23	CB	Michigan
2	Ted Johnson	57	LB	Colorado
3a	Curtis Martin	74	RB	Pittsburgh
3b	Jimmy Hitchcock	88	CB	North Carolina
4a	David Wohlabaugh	112	C	Syracuse
4b	Pick to Pittsburgh			
5	Pick to Houston			
6	Dino Philyaw	195	RB	Oregon
7	Carlos Yancy	234	CB	Georgia

1995 Draft Notes

- 3a From Eagles in compensation for FB Kevin Turner
- 4a From Kansas City for Patriots 1996 third-round pick
- 4b Pick traded to Pittsburgh for RB Leroy Thompson
- 5 Awarded to Houston in compensation for restricted free agent DE Tim Roberts
- 7 From Cleveland in exchange for the 231st selection

1994

Rd	Player	Pk	Pos	College
1	Willie McGinest	4	LB	Southern Cal
2	Kevin Lee	35	WR	Alabama
3a	Pick to San Diego			
3b	Ervin Collier	78	NT	Florida A&M
3c	Joe Burch	90	C	Texas Southern
4a	Pick to Arizona			
4b	John Burke	121	TE	Virginia Tech
5a	Pick to San Diego			
5b	Pat O'Neill	135	P	Syracuse
6a	Steve Hawkins	166	WR	Western Michigan
6b	Max Lane	168	OT	Navy
7a	Jay Walker	198	QB	Howard
7b	Marty Moore	222	LB	Kentucky

1994 Draft Notes

- 3a Traded to San Diego along with a fifth-round pick (137th overall)



History

PATRIOTS ALL-TIME DRAFT

- for the Chargers' third-round choice (78th overall) and RB Marion Butts
- 3b From San Diego in previously mentioned trade
- 3c From Miami, along with a 1993 draft pick, Todd Rucci, in exchange for WR Irving Fryar
- 4a Traded to Arizona for its fourth-round pick from Miami, 121 overall, and its fifth-round pick from the LA Rams, 135 overall
- 6b From Seattle in a trade for Jon Vaughn
- 7b From Dallas in exchange for QB Hugh Millen

1993

Rd	Player	Pk	Pos	College
1	Drew Bledsoe	1	QB	Washington St.
2a	Chris Stade	31	LB	Virginia
2b	Todd Rucci	51	OL	Penn State
2c	Vincent Brisby	56	WR	NE Louisiana
4a	Kevin Johnson	86	NT	Texas Southern
4b	Corwin Brown	110	DB	Michigan
5a	Scott Sisson	113	K	Georgia Tech
5b	Richard Griffith	138	TE	Arizona
6	Lawrence Hatch	142	DB	Florida
8	Troy Brown	198	WR/KR	Marshall

1993 Draft Notes

- 2b From Miami, along with a 1994 draft pick, in exchange for WR Irving Fryar
- 2c As a result of the L.A. Raiders passing on their selection in the second round, the Patriots' first selection of the third round reverted to being the 27th pick in the second round
- 4b From Green Bay in exchange for RB John Stephens. The Patriots then traded that pick, 15th in round and 99th overall, to San Diego in exchange for the Chargers' 1993 fourth round, 110th pick and a 1993 fifth round, 138th pick

1992

Rd	Player	Pk	Pos	College
1	Eugene Chung	13	OL	Virginia Tech
2	Rod Smith	35	DB	Notre Dame
3a	Todd Collins	64	LB	Carson-Newman
3b	Kevin Turner	71	RB	Alabama
4a	Dion Lambert	90	CB	UCLA
4b	Darren Anderson	93	CB	Toledo
5	Dwayne Sabb	116	LB	New Hampshire
6	Tracy Boyd	165	OG	Elizabeth City St.
7a	Wayne Hawkins	176	WR	Southwest St.
7b	Jim Gray	194	DT	West Virginia
8a	Scott Lockwood	204	RB	Southern Cal.
8b	Sam Gash	205	RB	Penn State
9	David Dixon	232	DT	Arizona State
10a	Turner Baur	261	TE	Stanford
10b	Steve Gordon	277	OC	California
11	Mike Petko	288	LB	Nebraska
12	Freeman Baysinger	333	WR	Humboldt State

1992 Draft Notes

- 1 From Dallas, along with a third-round pick in 1992, in exchange for Patriots' first round, 19th pick from Atlanta, second round, 37th pick and fourth round, 104th pick from Atlanta
- 2 Acquired from Phoenix in exchange for Patriots' second round, 46th pick and fourth round, 100th pick in 1991
- 3b Acquired from Dallas through Minnesota, along with first-round pick in 1992, in exchange for a first round, 19th pick from Atlanta, second round, 37th pick and fourth round, 104th pick from Atlanta in 1992
- 4a Acquired from San Diego in a 1991 draft day trade in exchange for a fifth round, 127th pick from Pittsburgh in 1991
- 5 Acquired from Tampa Bay in a trade for Jesse Solomon
- 6 Acquired from Detroit, along with seventh-round pick in 1992, a 10th round pick in 1992 and a 12th round pick in 1992, in exchange for Patriots' sixth round, 145th pick from Phoenix, in 1992
- 7b Acquired from Detroit in earlier listed trade
- 8a Acquired from Cleveland in exchange for OG Fred Childress
- 10b Acquired from Detroit in earlier listed trade
- 12 Acquired from Detroit -- see sixth round details

1991

Rd	Player	Pk	Pos	College
1a	Pat Harlow	11	T	Southern California
1b	Leonard Russell	14	RB	Arizona State
2	Jerome Henderson	41	CB	Clemson
3	Calvin Stephens	56	G	South Carolina
4	Scott Zolak	84	QB	Maryland
5a	Jon Vaughn	112	RB	Michigan
5b	Ben Coates	124	TE	Livingstone College
6	David Key	140	CB	Michigan
7	Blake Miller	168	C	Louisiana State
8	Harry Colon	196	SS	Missouri

1991 (Cont.)

9	O'Neil Glenn	224	G	Maryland
10	Randy Bethel	251	TE	Miami (Fla.)
11a	Vincent Moore	279	WR	Tennessee
11b	Paul Alsbury	303	P	SW Texas State
12	Timothy Edwards	307	DT	Delta State

1991 Draft Notes

- 1a Patriots traded their first round selection, 1st pick, for Cowboys' first round selection, 11th pick, and Dallas' second round selection, 41st pick
- 1b Pick from Dallas in exchange for Patriots' 1st round, 17th pick acquired from Houston, and Patriots' 1991 4th round, 110th pick, acquired from Buffalo in 1990
- 2 Pick from Dallas in previously mentioned trade
- 5b Pick from L.A. Raiders through Dallas, along with a fourth-round pick in 1992, in exchange for Patriots' 1991 4th round selection, 100th pick, acquired from Pittsburgh
- 11b Pick from San Diego through the L.A. Raiders, along with a 4th round selection in 1992, in exchange for Patriots' 1991 5th round selection, 127th pick, acquired from Pittsburgh

1990

Rd	Player	Pk	Pos	College
1a	Chris Singleton	8	LB	Arizona
1b	Ray Agnew	10	DE	North Carolina State
2	Pick to Seattle	59	QB	Louisiana State
3a	Tom Hodson	80	WR	Michigan
3b	Greg McMurtry	80	WR	Michigan
5a	Junior Robinson	110	DB	East Carolina
5b	Jon Melander	113	OT	Minnesota
5c	James Gray	120	RB	Texas Tech
6	Pick to Dallas			
7	Pick to Buffalo			
8	Pick to Dallas			
9	Shawn Bouwens	226	OG	Nebraska - Wesleyan
10	Anthony Landry	253	RB	Stephen F. Austin
11	Sean Smith	280	DE	Georgia Tech
12a	Ventson Donelson	309	DB	Michigan St.
12b	Blaine Rose	322	OG	Maryland

1990 Draft Notes

- 1a Patriots traded their 1st round, third overall, and 2nd round, 29th overall pick for Seahawks' two 1st round selections, 8th and 10th picks and Seattle's third-round pick
- 1b Pick from Seattle in previously mentioned trade
- 3b Acquired from Dallas along with Cowboys' seventh-round pick, later traded to Buffalo and the Cowboys' 5th round, 120th pick, in exchange for Patriots' 3rd round selection, originally Seattle's, NE's 6th round, 143rd pick, and 8th round, 197th pick
- 5a Pick from Washington, along with Redskins' 2nd pick in the 5th round, which was later traded to Denver, in exchange for Patriots' 4th round, 86th pick
- 5c Pick from Dallas in previously mentioned trade
- 12b Pick from Buffalo, along with a fourth-round pick in 1991, in exchange for Patriots' two seventh-round picks in 1990, one of which came from Dallas

1989

Rd	Player	Pk	Pos	College
1	Hart Lee Dykes	16	WR	Oklahoma State
2	Eric Coleman	43	DB	Wyoming
3a	Marv Cook	63	TE	Iowa
3b	Chris Gannon	73	DE	S.W. Louisiana
4a	Maurice Hurst	96	DB	Southern
4b	Michael Timpson	100	WR	Penn State
5	Pick to Green Bay			
6	Pick to LA Raiders			
7a	Eric Lindstrom	178	LB	Boston College
7b	Pick to San Diego			
8a	Rodney Rice	210	DB	Brigham Young
8b	Tony Zackery	223	DB	Washington
9a	Darron Norris	240	RB	Texas
9b	Curtis Wilson	247	OC	Missouri
10	Emanuel McNeil	267	NT	Tenn.-Martin
11	Tony Hinz	294	FB	Harvard
12	Aaron Chubb	324	LB	Georgia

1989 Draft Notes

- 3a Pick from Tampa Bay for Stephen Starring trade of 1988
- 4a From Washington in exchange for the Patriots 5th-round pick of 1988
- 5 127th pick, sent to Green Bay through Cleveland as part of 1988 trade for Mike Baab
- 6 Patriots traded their 6th round, 157th pick, for Raiders' sixth-round pick, 166, and NE gains Raiders' 8th round, 224th pick from Raiders as part of Brian Holloway trade of 1987
- 7b Sent to San Diego for Thomas Benson trade of 1988
- 8b From Raiders as part of draft-day trade exchanging sixth-round picks; originally San Francisco's pick
- 9b From Minnesota for Patriots' 11th-round pick of 1988



PATRIOTS ALL-TIME DRAFT

1988				
Rd	Player	Pk	Pos	College
1	John Stephens	17	RB	Northwestern (La.) St.
2	Vincent Brown	43	LB	Miss. Valley St.
3	Tom Rehder	69	T	Notre Dame
4a	Tim Goad	87	NT	North Carolina
4b	Sammy Martin	97	WR/KR	LSU
4c	Teddy Garcia	100	K	Northeast Louisiana
5	Troy Wolkow	115	G	Minnesota
6	Steve Johnson	154	TE	Virginia Tech
7	Darryl Usher	181	WR/KR	Illinois
8	Pick to Chicago			
9	Neil Galbraith	240	CB	Central (Ok.) St.
10	Rodney Lossow	267	C	Wisconsin
11	Marvin Allen	294	RB	Tulane
11b	Pick to Minnesota			
12	Dave Nugent	321	NT	Boston College

1988 Draft Notes

- 4a From Tampa Bay in exchange for NE's 1987 fifth-round pick
 4b From Minnesota in 1987 trade for QB Rich Gannon
 8 Patriots selection 236th to Chicago as part of QB Doug Flutie trade
 10 From L.A. Raiders as part of 1987 trade for OT Brian Holloway
 11b Patriots selection 296th traded to Minnesota in exchange for Vikings' ninth-round choice in 1989

1987				
Rd	Player	Pk	Pos	College
1	Bruce Armstrong	23	OT	Louisville
2	Pick to Tampa Bay			
3a	Bob Perryman	79	RB	Michigan
3b	Pick to LA Raiders			

4a	Rich Gannon	98	QB-RB	Delaware
4b	Derrick Beasley	102	DB	Winston-Salem
4c	Tim Jordan	107	LB	Wisconsin
5a	Danny Villa	113	OT	Arizona State
5b	Tom Gibson	116	DE	Northern Arizona
6	Gene Taylor	163	WR	Fresno State
7	Pick to Tampa Bay			
8	Pick to Kansas City			
9	Pick to Tampa Bay			
10	Pick to LA Raiders			
11	Carlos Reveiz	302	K	Tennessee
12	Elgin Davis	330	RB	Central Florida

1987 Draft Notes

- 2 Patriots' selection 51 overall traded to Tampa Bay as part of OT-OG Sean Farrell trade which also included 7th and 9th round picks in the 1987 draft
 3b Patriots trade 81st overall selection and 10th round pick, 275 overall, to LA Raiders for Raiders' two fourth-round picks, 98 and 102 overall; 81st overall pick originally from Washington for WR Ricky Sanders trade
 4a Pick from LA Raiders in previously mentioned trade
 4b Pick from LA Raiders in previously mentioned trade
 5a Pick from San Diego for DB Vencie Glenn trade
 5b Pick from Tampa Bay for Patriots' sixth-round pick in 1986
 7 Patriots' selection 191 overall traded to Tampa Bay as part of Sean Farrell trade
 8 Patriots' selection 219 overall traded to KC for TE Willie Scott
 9 Patriots' selection 247 overall traded to Tampa Bay as part of OT Sean Farrell trade
 10 Patriots' selection, 275 overall, and third-round pick, 81 overall, traded to LA Raiders for two fourth-round picks, 98 and 102 overall

1986				
Rd	Player	Pk	Pos	College
1	Reggie Dupard	26	RB	Southern Methodist
2a	Mike Ruth	42	NT	Boston College
2b	Vencie Glenn	54	DB	Indiana State
3	Patriots' selection 81	overall	forfeited	
4	Scott Gieselman	109	TE	Boston College
5	Greg Robinson	137	OL	Sacramento St.
6	Pick to Tampa Bay			
7a	Ray McDonald	187	WR	Florida
7b	Brent Williams	192	DE	Toledo
8	Greg Baty	220	TE	Stanford
9	George Colton	248	OG	Maryland
10	Cletis Jones	276	RB	Florida State
11	Gene Thomas	308	WR	U of Pacific
12	Don McAulay	332	K	Syracuse

1986 Draft Notes

- 2a Pick from Seattle as part of Bob Cryder trade of 1984
 2b Patriots' selection 164 overall traded to Tampa Bay for Buccaneers' fifth-round pick in 1987
 7a Pick from San Francisco as part of Matt Cavanaugh trade of 1983)

1985				
Rd	Player	Pk	Pos	College
1a	Pick to San Francisco			
1b	Trevor Matich	28	OC	BYU
2a	Garin Veris	48	DE	Stanford
2b	Jim Bowman	52	DB	Central Michigan
2c	Ben Thomas	56	DE	Auburn
3a	Pick to San Francisco			
3b	Audrey McMillian	84	DB	Houston
4a	Tom Toth	102	OT	Western Michigan
4b	Gerard Phelan	108	WR	Boston College
5	Pick to Cincinnati			
6	Pick to Philadelphia			
7a	Pick to LA Raiders			
7b	Pick to LA Raiders			
8a	Pick to Atlanta			
8b	Miford Hodge	224	DE	Washington St.
9	Pick to Pittsburgh			
10	Pick to Denver			
11	Paul Lewis	295	RB	Boston University
12	Tony Mumford	328	RB	Penn State

1985 Draft Notes

- 1a Patriots trade their 1st round choice, 16th overall, along with their third-round choice, 75th overall, to San Francisco for their first, 28th overall, second 56th overall, and third round, 84th overall, picks
 1b Pick from San Francisco in previously mentioned trade
 2b Pick from LA Raiders as part of Mike Haynes deal of 1983
 2c Pick from San Francisco in previously mentioned trade
 3a Pick to San Francisco in previously mentioned trade
 3b Pick from San Francisco in previously mentioned trade
 4b Pick from LA Raiders part of Shelby Jordan deal of 1983
 5 Pick to Cincinnati as part of WR Irving Fryar tradeup deal of 1984
 6 Pick to Philadelphia as part of K Tony Franklin deal of 1984
 7a Pick to LA Raiders as part of the Mike Haynes deal of 1983
 8a Pick to Atlanta for DB Rod McSwain
 8b Pick from San Francisco part of Matt Cavanaugh deal of 1983
 9 Pick to Pittsburgh for WR Greg Hawthorne (1984)
 10 Pick to Denver for P Luke Prestridge (1984)

1984				
Rd	Player	Pk	Pos	College
1	Irving Fryar	1	WR	Nebraska
2	Ed Williams	43	LB	Texas
3	Jonathan Williams	70	RB	Penn State
5	Paul Fairchild	124	OG	Kansas
6	Ernest Gibson	151	DB	Furman
7a	Bruce Kallmeyer	184	K	Kansas
7b	Derwin Williams	192	WR	New Mexico
8	James Keyton	211	OT	Arizona State
9a	Scott Bolzan	238	OT	Northern Illinois
9b	David Windham	251	LB	Jackson State
11	Charlie Flager	292	OG	Washington St.
12	Harper Howell	319	TE	UCLA

SUPPLEMENTAL DRAFT:

1	Ricky Sanders	16	WR	SW Texas St.
2	Eric Jordan	43	RB	Purdue
3	Walter Lewis	70	QB	Alabama

1984 Draft Notes

- 7b Pick from San Fran. for CB Ricky Smith
 9b Pick from Washington for DE Tony McGee

1983				
Rd	Player	Pk	Pos	College
1	Tony Eason	15	QB	Illinois
2	Darryal Wilson	47	WR	Tennessee
3a	Stephen Starring	74	WR	McNeese St.
3b	Steve Moore	80	OL	Tennessee St.
4	Johnny Rembert	101	LB	Clemson
5a	Smiley Creswell	118	DE	Michigan St.
5b	Darryl Lewis	128	TE	Texas-Arlington
6	Mike Bass	155	K	Illinois
7	Craig James	187	RB	SMU
8	Ronnie Lippett	214	DB	Miami (FL)
9a	Ricky Williams	233	RB	Langston
9b	Mark Keel	240	TE	Arizona
10a	James Williams	264	TE	Arizona—USFL
10b	Toby Williams	265	DE	Wyoming
10c	Tom Ramsey	267	QB	UCLA
11a	Steve Parker	292	WR	Abilene Christian
11b	Calvin Eason	294	DB	Houston
12a	Waddell Kelly	319	RB	Arkansas St.
12b	Andy Ebern	326	OT	Missouri



PATRIOTS ALL-TIME DRAFT

1983 (Cont.)

1983 Draft Notes

- 3b Pick from S.D. in Tim Fox trade
- 5a Pick from Chicago in LB Rod Shoate trade
- 9a Pick from New Orleans
- 10a Pick from NY Giants in LB Bill Matthews trade
- 10b Pick from New Orleans
- 11a Pick from New Orleans
- 12a Pick from New Orleans

1982

Rd	Player	Pk	Pos	College
1a	Ken Sims	1	DE	Texas
1b	Lester Williams	27	DT	Miami (FL)
2a	Robert Weathers	40	RB	Arizona St.
2b	Andre Tippett	41	LB	Iowa
2c	Darryl Haley	55	OT	Utah
3a	Cedric Jones	56	WR/KR	Duke
3b	Clayton Weishuhn	60	LB	Angelo St.
4a	George Crump	85	DE	East Carolina
4b	Brian Ingram	111	LB	Tennessee
5	Fred Marion	112	DB	Miami (FL)
6	Ricky Smith	141	DB	Alabama State
7	Jeff Roberts	168	LB	Tulane
8	Ken Collins	197	LB	Washington St.
9	Kelvin Murdock	224	WR	Troy State
10	Brian Clark	253	K	Florida
11a	Used to select WR Chy Davidson of Rhode Island in 1981 supplemental draft.			
11b	Steve Sandon	296	QB	Northern Iowa
12	Greg Taylor	308	WR/KR	Virginia

1982 Draft Notes

- 1b Pick from San Francisco in TE Russ Francis deal
- 2a Pick from San Diego in FS Tim Fox deal
- 2b Pick from San Francisco in TE Russ Francis deal
- 2c Pick from San Francisco in TE Russ Francis deal
- 3b Pick from Seattle for RB Horace Ivory
- 4b Pick from San Francisco in TE Russ Francis deal
- 11b Pick from NY Giants for DB Bill Currier

1981

Rd	Player	Pk	Pos	College
1	Brian Holloway	19	OT	Stanford
2	Tony Collins	47	RB/KR	East Carolina
3	Pick to Minnesota			
4	Don Blackmon	102	LB	Tulsa.
5	Steve Clark	130	DE	Kansas State
6	Ron Wooten	157	OG	North Carolina
7	Ken Toler	185	WR	Mississippi
8a	Ken Naber	194	P	Stanford
8b	Lin Dawson	212	TE	North Carolina St.
9	Pick to Detroit			
10	Pick to Cleveland			
11	Brian Buckley	295	QB	Harvard
12	Cris Crissy	323	DB/KR	Princeton

1981 Draft Notes

- 3 Pick to Minnesota for RB Chuck Foreman
- 8a Pick from N.O. for OG Sam Adams
- 9 Pick to Detroit for LB Ed O'Neill
- 10 Pick to Cleveland for DE Ernest Pirce

1980

Rd	Player	Pk	Pos	College
1a	Roland James	14	DB	Tennessee.
1b	Vagas Ferguson	25	RB	Notre Dame
2	Larry McGrew	45	LB	USC
3	Steve McMichael	73	DT	Texas
4	Pick to Los Angeles			
5	Doug McDougald	124	DE	VPI
6a	Pick to Cleveland			
6b	Preston Brown	160	WR/KR	Vanderbilt
7	Tom Kearns	180	OG	Kentucky
8	Mike House	208	TE	Pacific
9	Barry Burget	235	LB	Oklahoma
10	Tom Daniel	266	OC	Georgia Tech
11	Mike Hubach	293	P	Kansas
12	Jimmy Jordan	320	QB	Florida State

1980 Draft Notes

- 1b Pick from Houston in OT Leon Gray deal
- 4 Pick to Los Angeles in WR Harold Jackson deal
- 6a Pick to Cleveland for DE Mike St. Clair
- 6b From Houston in OT Leon Gray deal

1979

Rd	Player	Pk	Pos	College
1	Rick Sanford	25	DB	South Carolina
2	Bob Golic	52	LB	Notre Dame
3	Pick to Los Angeles			
4	Eddie Hare	106	P	Tulsa

1979 (Cont.)

5	John Zamberlin	135	LB	Pacific Lutheran
6	Pick to Pittsburgh			
7a	Judson Flint	177	DB	Memphis State
7b	Pick forfeited			
8	Randy Love	216	RB	Houston
9	John Spagnola	245	TE	Yale
10a	Marlin Cox	270	WR	Vanderbilt
10b	Allan Clark	271	RB	Northern Arizona
11	Pick to Washington			
12	Pick to Detroit			

1979 Draft Notes

- 3 Pick to Los Angeles in WR Harold Jackson deal
- 6 Pick to Pittsburgh for DE Dave Pureifory
- 7a Pick from Washington
- 10a Pick from Denver for OT Tom Neville
- 12 Pick to Detroit for OT Bob McKay

1978

Rd	Player	Pk	Pos	College
1	Bob Cryder	18	G	Alabama
2	Matt Cavanaugh	50	QB	Pittsburgh
3	Carlos Pennywell	77	WR	Grambling
4	Dwight Wheeler	102	T	Tennessee St.
5	Bill Matthews	129	LB	South Dakota St.
6	Kern Coleman	156	LB	Mississippi
7	Mike Hawkins	188	LB	Texas A&I
8a	Terry Falcon	198	G	Montana
8b	Mosi Tatupu	215	RB	Southern Calif.
9	Tim Petersen	242	LB	Arizona State
10	Bryan Ferguson	269	DB	Miami
11	Charlie Williams	296	LB	Florida
12	John Gibney	328	C	Colgate

1978 Draft Notes

- 8a Pick from Buffalo through Philadelphia for DB John Sanders

1977

Rd	Player	Pk	Pos	College
1a	Raymond Clayborn	16	DE	Texas
1b	Stanley Morgan	25	WR	Tennessee
2a	Horace Ivory	44	RB	Oklahoma
2b	Don Hasselbeck	52	TE	Colorado
3	Sidney Brown	82	DB	Oklahoma
4	Gerald Skinner	109	T	Arkansas
5	Pick to St. Louis			
6	Pick to Houston			
7	Ken Smith	192	WR	Arkansas-Pine Bluff
8	Brad Benson	219	G	Penn State
9	Jerry Vogebe	249	LB	Michigan
10a	John Rasmussen	276	T	Wisconsin
10b	Giles Alexander	279	DE	Tulsa
11	Roy Costick	303	LB	Mississippi State
12	Dave Preston	333	RB	Bowling Green

1977 Draft Notes

- 1a Pick from San Francisco for QB Jim Plunkett
- 2a Pick from San Francisco for QB Jim Plunkett
- 10b Pick from Oakland for RB Leon McQuay

1976

Rd	Player	Pk	Pos	College
1a	Mike Haynes	5	DB	Arizona State
1b	Pete Brock	12	C	Colorado
1c	Tim Fox	21	DB	Ohio State
2	Ike Forte	35	RB	Arkansas
3	Pick to Chicago			
4	Pick to Cleveland thru Philadelphia			
5	Pick to San Diego			
6a	Pick to New York Giants			
6b	Greg Boyd	170	DE	San Diego State
7a	Pick to Cincinnati			
7b	Perry Brooks	202	DT	Southern
8a	Pick to Philadelphia			
8b	Stu Betts	235	RB	Northern Michigan
9	Doug Beaudoin	243	DB	Minnesota
10	Ricky Feacher	270	WR	Miss. Valley
11	Donnie Thomas	298	LB	Indiana
12	Nathaniel Bell	325	DT	Tulane
13	James Jones	352	DB	Central Michigan
14	David Quehl	382	WR	Holy Cross
15	Bernard Coleman	409	WR	Bethune-Cookman
16	Clifford Brown	436	DT	Tuskegee
17	Todd Anderson	466	C	Stanford

1976 Draft Notes

- 1b Pick from San Francisco for QB Jim Plunkett
- 1c Pick from Houston through San Francisco for QB Jim Plunkett
- 3 Pick to Chicago for DE Tony McGee
- 4 Pick to Cleveland thru Philadelphia for LB Steve Zabel
- 5 Pick to San Diego for CB Bob Howard
- 6a Pick to NY Giants for RB Leon McQuay



PATRIOTS ALL-TIME DRAFT

1976 (Cont.)

- 7b Pick from Detroit for C Jon Morris
- 7a Pick to Cincinnati for RB Doug Dressler
- 7b Pick from Houston for TE Bob Adams
- 8a Pick to Philadelphia for LB Steve Zabel
- 8b Pick from Minnesota for C Doug Cumber

1975

Rd	Player	Pk	Pos	College
1	Russ Francis	16	TE	Oregon
2	Rod Shoate	41	LB	Oklahoma.
3	Pete Cusick	66	DT	Ohio State.
4a	Allen Carter	86	RB	So. California
4b	Steve Burks	91	WR	Arkansas State
5a	Steve Grogan	116	QB	Kansas State
5b	Steve Freeman	117	DB	Mississippi St.
6	Pick to Detroit			
7	Lawrence Williams	172	WR	Texas Tech
8	Pick to Chicago			
9	Pick to Pittsburgh			
10	Pick to Pittsburgh			
11	Rene Garnett	272	DB	Idaho State
12a	Matt Kendon	297	DT	Idaho State
12b	Conredge Holloway	306	QB	Tennessee
13	Joe Harvey	328	DE	Northern Michigan
14	Tom Gossom	353	WR	Auburn
15	Don Clayton	378	RB	Murray State
16	Kerry Marbury	403	RB	West Virginia
17	Myke Horton	428	T	UCLA

1975 Draft Notes

- 4a From San Diego through Cleveland
- 5b Pick from Philadelphia for RB John Tarver
- 6 Pick to Detroit for RB Leon Crosswhite
- 8 Pick to Chicago for DE Tony McGee
- 9 Pick to Pittsburgh for DE Craig Hanneman
- 10 Pick to Pittsburgh for LB George Webster
- 12b Pick from Washington

1974

Rd	Player	Pk	Pos	College
1	Pick to San Francisco			
2a	Steve Corbett	30	G	Boston College
2b	Steve Neilson	34	LB	North Dakota St.
3	Pick to Chicago through Washington			
4	Pick to Cincinnati			
5a	Andy Johnson	113	RB	Georgia
5b	Charlie Battle	124	LB-DE	Grambling
6a	Pick to Baltimore			
6b	Chuck Ramsey	141	P	Wake Forest
7	Maury Damkroger	178	LB	Nebraska
8	Pick to Chicago			
9	Ed McCartney	209	TE	NE Oklahoma
10	Pick to Pittsburgh			
11	Archie Gibson	268	RB	Utah State
12	Eddie Foster	296	T	Oklahoma
13	Phil Benett	321	RB	Boston College
14	Cecil Bowens	346	RB	Oklahoma
15	Sam Hunt	374	LB	Stephen F. Austin
16	Lucious Selmon	399	DT	Oklahoma
17	Gary Hudson	424	DB	Boston College

1974 Draft Notes

- 1 Pick to San Francisco for TE Bob Windsor
- 2a Pick from Chicago
- 3 Pick to Chicago through Washington for DE Donnel Smith and Washington's 1974 seventh-round choice
- 4 Pick to Cincinnati for LB Bill Peterson
- 5b Pick from Washington through New Orleans
- 6a Pick to Baltimore for DB Jack Mildren
- 6b Pick from Philadelphia for DE Dennis Wirgowski
- 7 Pick from Washington along with LB Brad Dusek for LB Brad Dusek and the Patriots 1974 third-round choice
- 9 Pick from Houston for LB Steve Kiner

1973

Rd	Player	Pk	Pos	College
1a	John Hannah	4	G	Alabama
1b	Sam Cunningham	11	RB	Southern Cal
1c	Darryl Stingley	19	WR	Purdue
2	Pick to Cleveland thru N.Y. Giants			
3a	Brad Dusek	56	DB	Texas A&M
3b	Charles Davis	73	RB	Alcorn A&M
4	Allen Gallaher	82	T	So. California
5	Doug Dumler	193	C	Nebraska
6	Pick to New Orleans	108		
7	Pick to Miami			
8	Isaac Brown	186	RB	W. Kentucky
9	David Callaway	212	T	Texas A&M
10	Dan Ruster	238	DB	Oklahoma
11	Homer May	264	TE	Texas A&M
12	Bruce Barns	290	P	UCLA
13	Alan Lowry	316	DB	Texas

2012 New England Patriots

1973 (Cont.)

- 14 Raymond Hamilton 342 | LB | Oklahoma |- 15 Conde Pugh 368 | DB | Norfolk State |- 16 Mike Kutter 394 | DE | Concordia |- 17 Eddie McAshan 420 | QB-DB | Georgia Tech |

1973 Draft Notes

- 1b Pick from Los Angeles for DE Fred Dryer
- 1c Pick from Chicago for RB Carl Garrett
- 3b Pick from Dallas for WR Ron Sellers
- 6 Pick to New Orleans for LB Jim Flanigan
- 7 Pick to Miami for T Wayne Mass

1972

Rd	Player	Pk	Pos	College
1a	Pick to Minnesota as compensation for Joe Kapp			
1b	Pick to N.Y. Giants			
2a	Pick to Dallas			
2b	Tom Reynolds	49	WR	San Diego State
3a	Pick to Dallas			
3b	Jim White	73	DE	Colorado State U.
4	Pick to Dallas			
5a	Pick to Baltimore			
5b	Ron Bolton	124	DB	Norfolk State
6	Pick to Atlanta thru N.Y. Giants			
7a	Clark Hoss	165	TE	Oregon State
7b	John Tarver	166	RB	Colorado
8	Steve Beyrle	195	G	Kansas State
9	Mike Kelson	220	T	Arkansas
10	Mel Caraway	245	DB	N.E. Oklahoma
11	Rodney Cason	269	T	Angelo State
12	Steve Booras	296	DE	Mesa J.C.
13	Sam Elmore	325	DB	E. Michigan
14	Ed Rideout	350	WR	Boston College
15	Joel Kilmeck	375	TE	Pittsburgh
16	Eric Dahl	400	DB	San Jose State
17	Junior Ah You	425	LB	Arizona State

1972 Draft Notes

- 1b Pick from Los Angeles for Phil Olsen sent to N.Y. Giants in trade for Fred Dryer
- 2a Pick to Dallas for DE Halvor Hagen and WR Harold Jackson
- 2b Pick from Kansas City for G Mo Moorman
- 3a Pick to Dallas for DE Halvor Hagen and WR Harold Jackson
- 3b Pick from Washington through L.A. Rams
- 4 Pick to Dallas for LB Steve Kiner
- 5b Pick from Oakland C Warren Koegel
- 6 Pick to Atlanta through Giants for WR Reggie Rucker
- 7b Pick from San Diego for RB Eddie Ray

1971

Rd	Player	Pk	Pos	College
1	Jim Plunkett	1	QB	Stanford
2	Julius Adams	27	DT	Texas Southern
3	Pick to Buffalo through Oakland			
4	Pick to Denver			
5	Tim Kelly	105	LB	Notre Dame
6	David Hardt	131	TE	Kentucky
7	Pick to Oakland			
8	Pick to Buffalo			
9	Josh Ashton	209	RB	Tulsa
10	Layne McDowell	235	T	Iowa
11	Dan Schneiss	261	TE	Nebraska
12	John Rodman	287	T	Northwestern
13	Lewis Swain	313	DB	Alabama A&M
14	Alfred Sykes	339	WR	Florida A&M

- 15 Nick McGarry 365 | TE | Massachusetts |- 16 Jim Zirkmund 391 | DB | Kearney State |- 17 Ronald Leigh 417 | DE | Elizabeth City St. |

1971 Draft Notes

- 3 Pick to Buffalo through Oakland for DE Ike Lassiter
- 4 Pick to Denver
- 7 Pick to Oakland for DE Ike Lassiter
- 8 Pick to Buffalo

1970

Rd	Player	Pk	Pos	College
1	Phil Olsen	4	DT	Utah State
2	Pick to Houston			
3	Mike Ballou	56	LB	UCLA
4	Eddie Ray	83	DB	LSU
5	Bob Olson	107	LB	Notre Dame
6	Pick to Buffalo			
7	Odell Lawson	160	RB	Langston, Okla
8	Pick to New York Jets			
9	Dennis Wirgowski	212	DE	Purdue
10	Henry Brown	239	K-WR	Missouri
11	Dennis Bramlett	261	T	Texas-El Paso
12	Greg Roero	291	DT	N. Mex. Highlands



www.patriots.com

History

PATRIOTS ALL-TIME DRAFT

1970 (Cont.)

13	Ronnie Shelley	316	DB	Troy State
14	Garvie Crow	343	RB/TE	Michigan
15	Kent Schoolfield	368	WR	Florida A&M
16	Otis McDaniel	395	DE	Tuskegee
17	Joe Killingsworth	420	WR	Oklahoma

1970 Draft Notes

- Pick to Houston for RB Sid Blanks, CB Larry Carwell, LB Ron Caveness and WR Charlie Frazier
- Pick from Miami for LB Nick Buoniconti
- Pick to Buffalo for S Tom Janik
- Pick to N.Y. Jets

1969

Rd	Player	Pk	Pos	College
1	Ron Sellers	6	SE	Florida State
2	Mike Montler	32	G	Colorado
3	Carl Garrett	58	RB	N.M. Highlands
4	Pick to Denver through Kansas City			
5	Onree Jackson	110	QB	Alabama A&M
6	Pick to Oakland			
7	Rick Hackley	162	T	New Mexico State
8	Bob Gladieux	188	RB	Notre Dame
9a	Steve Alexakos	209	G-LB	San Jose St.
9b	Joe Walker	214	DE	Albany State
10	Dennis Devlin	240	DB	Wyoming
11	Barry Gallup	266	SE	Boston College
12	Richard Lee	292	DT	Grambling
13	Joe Leasey	318	LB	Alcorn A&M
14	John Cagle	344	LB	Clemson
15	Brant Conley	370	RB-P	Tulsa
16	Jim Vuono	396	LB	Adams State
17	George Muse	422	LB-DB	Grambling

1969 Draft Notes

- Pick to Denver through Kansas City for RB Gene Thomas
- Pick to Oakland for LB John Williamson
- Pick from Buffalo for RB Bob Cappadonna

1968

Rd	Player	Pk	Pos	College
1	Dennis Byrd	6	DT	North Carolina State
2	Tom Funchess	32	T	Jackson State
3	Aaron Marsh	60	FL	Eastern Kentucky
4	R.C. Gamble	88	RB	South Carolina St.
5	Jim Smithberger	116	DB	Notre Dame
6	Pick to Cincinnati			
7	John Schneider	170	QB	Toledo
8	Daryl Johnson	197	DB	Morgan State
9	Pick to Houston			
10	John Outlaw	249	DB	Jackson State
11	Paul Feldhausen	278	T	Northland, Wis.
12	James Cheyunski	305	LB	Syracuse
13	Max Huber	332	T	Brigham Young
14	Henry McKay	358	E	Guilford
15	Art McMahan	385	DB	No. Carolina St.
16	Charles Fulton	413	RB	Tennessee
17	Ed Kootz	440	LB	Catawba

1968 Draft Notes

- Pick to Cincinnati
- Pick to Houston for QB Don Trull

1967

Rd	Player	Pk	Pos	College
1	John Charles	21	DB	Purdue
2	Pick to Kansas City			
3	Pick to New York Jets			
4	Ed Philpott	101	DE	Miami (Ohio)
5	Melvin Witt	128	DE	Arlington State
6	Ron Medlen	154	DE	SMU
7	Robert Leo	180	HB	Harvard
8	Tom Fussell	206	DT	LSU
9	Charlie Thornhill	232	DB	Michigan St.
10	John Runnels	257	LB	Penn State
11	Leroy Mitchell	283	FL	Texas Southern
12	Dave Davis	310	T	Harvard
13	Ray Ilg	336	LB	Colgate
14	Bobby Beard	361	LB	Auburn
15	Tom Folliard	388	LB	Mississippi State
16	Dik Nocera	414	HB	Southern Conn.
17	Bobby Nichols	440	TE	Boston Univ.

1967 Draft Notes

- Pick to Kansas City
- Pick to New York Jets for WR Jim Colcough

1966

Rd	Player	Pk	College
1a	Karl Singer	T	Purdue
1b	Willie Townes	T	Tulsa
2a	Jim Boudreaux	T	La. Tech
2b	Ken Avery	LB	Miss. Southern
3a	Harold Lucas	T	Mich. State

1966 (Cont.)

3b	Ed Toner	G	U. Massachusetts
4a	Pick to New York		
4b	Heath Wingate	T	Bowling Green
5a	John Mangum	T	Miss. Southern
5b	Ray Perkins	E	Alabama
6a	Dan Irby	T	Louisiana Tech
6b	Joe Avezzano	G	Florida State
7a	Jim Batties	T	Southern U
7b	Brent Caston	DB	Mississippi
8a	Sam Montgomery	DB	Southern
8b	Tom Schaefer	RB	Chattanooga
9a	Doug Satcher	LB	Southern
9b	Jack White	QB	Penn State
10	Dennis Brewster	T	BYU
10b	Bob Ellis	HB	Massachusetts
11	Pick to New York		
11b	Jay Marion	LB	Wyoming
12	Dick Fugere	DB	Cincinnati
13	Tom Carr	FB	Bates St.
14	Bob Hall	DB	Brown
15	Billy Laird	QB	La. Tech
16	Buddy Owens	G	Michigan State
17	Dick Capp	DE	Boston College
18	John Pincavage	E-DB	Virginia
19	Joe Novogratz	G	Pittsburgh
20	Paul Soule	HB	Bowdoin

1965

Rd	Player	Pos	College
1a	Jerry Rush	T	Michigan State
1b	Dave McCormick	T	LSU
2a	Pick to Houston		
2b	Bob Kowlowski	T	Virginia
3a	Jim Whalen	E	Boston College
3b	Bob Cappadonna	FB	Northeastern
4a	Ellis Johnson	HB	S. E. Louisiana
4b	Dick Arrington	G	Notre Dame
5a	Corwyn Aldredge	E	N.W. Louisiana
5b	Dennis Smith	DE	Cincinnati
6a	Justin Canale	G	Mississippi State
6b	Billy Ezell	DB	LSU
7a	Tom Neville	T	Mississippi State
7b	John Hankinson	QB	Minnesota
8a	Fred Brown	E	Miami
8b	Beau Colle	DB	LSU
9a	Bob Malone	T	Louisiana Tech
9b	Charles Brown	T	Tulsa
10	Pick to Buffalo		
10b	Dave Hettema	T	New Mexico
11a	John Frechette	T	Boston College
11b	Roy Schmidt	G	Long Beach State
12a	Jim Weatherly	DB	Mississippi
12b	Leon Starnidge	E	San Diego State
13	Charlie Green	QB	Wittenberg
14	Jay Cunningham	HB	Bowling Green
15	Ted Rodosevitch	G	Cincinnati
16	George Pyne	T	Olivet
17a	White Graves	DB	LSU
17b	Dave Lee	E	Louisiana Tech
18	Ed Meixler	LB	Boston University
19	Jim Nance	FB	Syracuse
20	Fred Fugazzi	FB	Missouri Valley

1965 Draft Notes

- Pick to Houston for C Bob Schmidt
- Pick to Buffalo for DE Mack Yoho

1964

Rd	Player	Pos	College
1	Jack Concannon	QB	Boston College
2	Jim Kelly	E	Notre Dame
3	Pick to Denver		
4	Jon Morris	E	Holy Cross
5	Pick to San Diego		
6	Jim Mazurek	G	Syracuse
7	T.W. Alley	T	William & Mary
8a	J.D. Garrett	HB	Grambling
8b	Roger Lalonde	T	Muskingum
9	Lennie St. Jean	E	N. Michigan
10	Pick to Buffalo		
11	Jim Barrett	HB	Boston College
12	Pick to Kansas City		
13	Joe Scarpati	DB	N. Carolina State
14	Jim Wilson	T	Georgia
15	Tony Gibbons	T	John Carroll
16	Pete Pedro	HB	West Texas State
17	Gary Wood	QB-HB	Cornell
18	Joe Tiller	T	Montana State
19	Bill Dawson	E	Florida State
20	Lionie Farmer	LB	Chattanooga
21	Tony Lawrence	T	Bowling Green



PATRIOTS ALL-TIME DRAFT

1964 (Cont.)

22	Dave Archer	T	Syracuse
23	Dave Humenick	T	Notre Dame
24	Larry Bartolomeci	T	West Virginia
25	Bryan Generalovich	E	Pittsburgh
26	Dick Niglio	HB	Yale

1964 Draft Notes

- 3 Pick to Denver
- 5 Pick to San Diego for DT Billy Hudson
- 10 Pick to Buffalo
- 12 Pick to Kansas City

1963

Rd	Player	Pos	College
1	Art Graham	E	Boston College
2	LeeRoy Jordan	C	Alabama
3	Bob Vogel	T	Ohio State
4	Bob Reynolds	T	Bowling Green
5	Lou Cioci	G	Boston College
6	Sam Silas	T	Southern Illinois
7	Dick Williamson	E	Alabama
8	Rod Foster	G	Ohio State
9	Jim Simon	E	Miami
10	Don McKinnon	C	Dartmouth
11a	Dave Hayes	FB	Penn State
11b	Dave Watson	G	Georgia Tech
12a	Bill Gambrell	HB	South Carolina
12b	Tim Gauntner	HB	John Carroll
13a	Dave Adams	T	Arkansas
13b	Ralph Ferrissi	FB	So. Connecticut
14	Whaley Hall	T	Mississippi
15	Bob Dentel	C	Miami
16	Wes Bryant	T	Arkansas
17	Tom Neumann	HB	Michigan
18	Dave O'Brien	T	Boston College
19	Pat McCarthy	QB	Holy Cross
20	Jim Bradshaw	HB	Chattanooga
21	Gary Sherman	HB	Bowling Green
22	Nate Craddock	FB	Parsons
23	Al Snyder	HB	Holy Cross
24	Dick Schultz	T	Ohio
25	Dennis Gaubatz	G	Louisiana State U
26	Jim Tullis	HB	Florida A&M
27	Dave Adams	T	Arkansas
28	Ron Whaley	HB	Chattanooga
29	Dock Kelly	G	Georgia

1963 Draft Notes

- 11a Pick from Houston
- 12a Pick from Buffalo

1962

Rd	Player	Pos	College
1	Gary Collins	E	Maryland
2	LeRoy Jackson	HB	W. Illinois
3	Sherwyn Thorson	G	Iowa
4	Pick to Houston		
5	Pick to Dallas		
6	John Schopf	T	Michigan
8	Benny McRae	HB	Michigan
9	Bill Triplett	FB	Miami, Ohio
10	John Knight	HB	Valparaiso
11	Pick to Buffalo		
12	Pick to Oakland		
13	Nick Buoniconti	G	Notre Dame
14	Chas. Sieminski	T	Penn State
15	Gerry Goerlitz	N.	Michigan
16	Ken Byers	G	Cincinnati
17	Scott Maentz	E	Michigan
18	Tom Chandler	T	Florida A&M
19	Ron Myers	E	Villanova
20	Tom Neck	HB	LSU
11	John Traynham	HB	VMI
22	Bob Asack	T	Columbia
23	Walt Crate	HB	Penn Military
24	Don Christman	C	Richmond
25	Bob Stem	C	Richmond
26	Jim Field	QB	LSU
27	Al Gursky	HB	Penn State
28	Charles Dickerson	T	Illinois
29	Julius. Fincke	T	McNeese State
30	John L. Finn	T	Louisville
31	Mike Ingram	G	Ohio State
32	Charles Taylor	HB	Mississippi
33	Steve Jastrzembski	E	Pittsburgh
34	Ray Lardani	T	Miami (Fla.)

1962 Draft Notes

- 4 Pick to Houston for G Houston Antwine

1961

Rd	Player	Pos	College
1	Tommy Mason	HB	Tulane
2	Rip Hawkins	C	North Carolina
3	Danny LaRose	E	Missouri
4	Mike Zeno	G	Virginia Tech
5	Fran Tarkenton	QB	Georgia
6	Larry Eisenhauer	T	Boston College
7	Paul Terhes	QB	Bucknell
8	Charles Long	G	Chattanooga
9	Roland Lakes	C	Wichita
10	Richard Mueller	E	Kentucky
11	Mel West	HB	Missouri
12	Wayne Harris	C	Arkansas
13	Dan Underwood	T	McNeese State
14	James Wright	QB	Memphis State
15	Pick to Dallas		
16	George Balthazar	T	Tennessee A&I
17	Ray Ratkowski	HB	Notre Dame
18	Tom Rodgers	HB	Kentucky
19	Joe Bellino	HB	Navy
20	Dan Oakes	G	VPI
22	Bob Johnson	E	Michigan
23	Darrel DeDecker	C	Illinois
24	Don Webb	HB	Iowa State
25	Robert Minihane	T	Boston University
26	Charles Granger	T	Southern U. (La.)
27	Terry Huxhold	T	Wisconsin
28	Bryant Harvard	QB	Auburn
29	Ernie McMillan	T	Illinois
30	George Hulz	T	Mississippi Southern

1960

FIRST SELECTIONS:

Buddy Allen	HB	Utah State
Ron Burton	HB	Northwestern
Dale Chamberlain	FB	Miami, O.
Henry Christopher	E	SMU
Dan Colchicco	E	San Jose State
Jack Cummings	QB	North Carolina St.
James Davis	C	Oklahoma
Sarafine Fazio	C	Pittsburgh
Max Fugler	C	LSU
Jim Gardner	T	Duke
James Goodyear	T-G	Wake Forest
Dave Harris	HB	Kansas
Al Henderson	T	Colorado State
James Hickman	T-G	Penn State
Robert Krantz	FB	Penn State
Joe Kulbacki	HB	Purdue
Dee Mackey	E	E. Texas St.
Leon Manley	E	W. Texas St.
Cliff Manning	T-G	Hardin-Simmons
Pete Manning	E	Wake Forest
Edward Mazurek	T	Xavier
Bell Meglen	G	Utah State
Frank Mestnik	FB	Marquette
Ron Mix	T	USC
Irvin Nikolai	E	Stanford
Jim Prestel	T	Idaho
Bob Salerno	G	Colorado
Gerhardt Schwedes	HB	Syracuse
Richard Soergel	QB	Oklahoma St.
Larry Wagner	T	Vanderbilt
Harvey White	QB	Clemson
Tirey Wieman	HB	SMU
Gary Wisener	E	Baylor

SECOND SELECTIONS:

1. Dave Ames	HB	Richmond
2. James Boeke	T/G	Heidelberg
3. Billy Brewer	QB	Ole Miss.
4. Emanuel Congedo	T/G	Villanova
5. Pat Dye	T/G	Georgia
6. John Farrington	WR	Prairie View
7. Rich Grecni	C	Ohio U.
8. Bud Jones	WR	SMU
9. Don Kacmarek	T/G	North Dakota
10. John Lawrence	T/G	North Carolina St.
11. Ron Maltony	T/G	Purdue
12. Bobby Pate	RB	Presbyterian
13. Jack Rudolph	LB	Georgia Tech
14. Frank Sally	T/G	California
15. Bob Spada	E	Duke
16. Pete Tunney	HB	Occidental
17. Jim Webster	HB	Marquette
18. John Wilcox	T/G	Oregon



PATRIOTS TRADES 2000-12

Note: For the Patriots' All-Time Trades (1960-Present), please visit <http://www.patriots.com/history>

2000

- 4/16 The Patriots acquired San Francisco's 2001 sixth round pick for the Patriots' 2000 seventh-round pick (212 overall) which was acquired from Philadelphia.
- 8/7 The Patriots acquired Dane Looker from the St. Louis Rams for a sixth round draft choice in 2002.

2001

- 4/21 The Patriots acquired Pittsburgh's 2001 second-round (50 overall) and fourth-round (112 overall) picks for the Patriots 2001 second-round (39 overall - LB Kendrell Bell) pick.
- 4/21 The Patriots acquired Detroit's 2001 second-round (48 overall pick for a 2001 second-round (50 overall, from Pittsburgh) pick and sixth-round (173 overall, from San Francisco) pick.
- 4/21 The Patriots acquired Minnesota's 2001 third-round (86 overall) pick and fourth-round (119 overall) pick for the Patriots third-round (69 overall) pick.
- 4/22 The Patriots acquired San Diego's 2001 fourth-round (96 overall - OL Kenyatta Jones) pick for the Patriots fourth-round (112 overall) and fifth-round (139 overall) picks.
- 4/22 The Patriots acquired Detroit's 2001 sixth-round (180 overall) and seventh-round (216 overall) pick for the Patriots 2001 fifth-round (149 overall, from NY Jets) pick.
- 4/22 The Patriots acquired Jacksonville's 2002 fifth round pick for the Patriots 2001 sixth-round (170th overall) pick.

2002

- 3/8 The Patriots received Green Bay's fourth round draft pick (117th overall) in the 2002 draft and a conditional pick in the 2003 draft (fourth round - 128th overall) for WR Terry Glenn.
- 4/20 The Patriots acquired the Washington Redskins first round pick (21st overall) of the 2002 draft in exchange for their 2002 first round pick (32nd overall), third-round (96th overall) and seventh-round (234th overall).
- 4/21 The Patriots acquired the Buffalo Bills 2003 first-round choice (14th overall) in exchange for QB Drew Bledsoe.
- 4/21 The Patriots acquired the Denver Broncos fourth-round pick (117th overall) in exchange for their 2002 fourth-round (131st overall) and fifth-round (144th overall) choices.
- 4/21 The Patriots obtained the Dallas Cowboys seventh round selection (237th overall), along with 2003 fifth-round choice, in exchange for the Patriots 2002 fifth round pick (168th overall).
- 6/27 The Patriots received an undisclosed future draft choice from St. Louis for LB Kole Ayi.
- 8/19 The Patriots traded veteran offensive tackle Grant Williams to the St. Louis Rams in exchange for a seventh-round (225th overall) draft choice.

2003

- 3/6 The Patriots traded tackle Greg Randall to the Houston Texans in exchange for a fifth-round (154th overall) draft choice in the 2003 draft.
- 3/6 The Patriots traded a third (81st overall) and fifth-round (140th overall) selection in the 2003 draft to the Washington Redskins in exchange for a third round

2003 (Cont.)

- selection (75th overall) in 2003 and a fourth-round selection in 2004.
- 4/14 The Patriots traded safety Terbukey Jones to the New Orleans Saints for a third-round pick (78th overall) and seventh-round pick (239th overall) in the 2003 draft, as well as a fourth-round pick in the 2004 draft (113th overall).
- 4/25 The Patriots traded a third-round pick in 2003 (78th overall) to the Miami Dolphins for their second-round pick in the 2004 draft.
- 4/26 The Patriots traded a first round pick in 2003 (14th overall) and a 2003 six round pick (193rd overall) to Chicago for their first round pick (13th overall).
- 4/26 The Patriots traded a first round pick in 2003 (19th overall) to Baltimore for a 2003 second-round pick (41st overall) and their 2004 first round pick (21st overall).
- 4/26 The Patriots traded a second-round pick (41st overall) and a third-round pick (75th overall) to the Houston Texans for a second-round pick (36th overall) and a fourth-round pick (117th overall).
- 4/26 The Patriots traded a second-round pick (50th overall) and a fourth-round pick (120th overall) to the Carolina Panthers for a second-round pick (45th overall).
- 4/27 The Patriots traded a fourth-round pick in 2003 (128th overall) and a fifth round pick in 2003 (157th overall) to the Denver Broncos for a fourth-round pick in 2003 (120th overall).
- 4/27 The Patriots traded a fifth round pick in 2003 (154th overall) and a seventh-round pick in 2003 (225th overall) to the Tennessee Titans for a fifth round pick in 2003 (164th overall), a sixth round pick in 2003 (201st overall) and a seventh-round pick in 2003 (243rd overall).
- 8/19 The Patriots acquired NT Ted Washington from the Chicago Bears in exchange for a 2004 fourth-round pick (104th overall).
- 8/26 The Patriots acquired G Jamil Soriano from the Chicago Bears for a conditional draft pick.

2004

- 4/19 The Patriots acquired RB Corey Dillon from the Cincinnati Bengals for a 2004 second round draft pick (56th overall).
- 8/17 The Patriots traded LB Quinn Dorsey to the Chicago Bears for a conditional draft pick.
- 3/4 The Patriots acquired CB Duane Starks from the Arizona Cardinals along with a fifth round pick in the 2005 draft (145th overall) in exchange for a third-round pick (95th overall) and a fifth round pick (168th overall).
- 4/23 The Patriots traded a second-round choice in the 2005 draft (64th overall) to the Baltimore Ravens in exchange for a third round selection in 2005 (84th overall), a sixth-round choice in 2005 (195th overall) and Baltimore's third-round pick in the 2006 draft (75th overall).
- 4/24 The Patriots traded a fifth round pick in the 2005 draft (145th overall) and a sixth-round choice in the 2005 draft (206th overall) to the Detroit Lions in exchange for Detroit's fourth-round pick in the 2006 draft (106th overall).



PATRIOTS TRADES 2000-12

2005

- 4/24 The Patriots traded a sixth round pick in the 2005 draft (195th overall) and a seventh-round pick in the 2005 draft (246th overall) to the Green Bay Packers in exchange for a sixth round selection in the 2005 draft (175th overall).
- 4/24 The Patriots traded a sixth-round choice in the 2005 draft (175th overall) to the Oakland Raiders in exchange for a seventh-round pick in the 2005 draft (230th overall) and a fifth round selection in the 2006 draft (136th overall).
- 8/22 The Patriots acquired WR Andre' Davis from the Cleveland Browns in exchange for a 2006 fifth-round draft choice (152nd overall).

2006

- 4/29 The Patriots traded a second-round pick in the 2006 draft (52 overall) and a third-round pick in the 2006 draft (75 overall) to the Green Bay Packers in exchange for a second-round pick in the 2006 draft (36 overall).
- 6/6 The Patriots acquired DT Johnathan Sullivan from the New Orleans Saints in exchange for WR Bethel Johnson.
- 8/8 The Patriots traded OL Ross Tucker to the Cleveland Browns in exchange for a conditional draft choice.
- 8/21 The Patriots traded T Brandon Gorin to the Arizona Cardinals in exchange for a sixth-round selection in the 2007 NFL Draft (180 overall).
- 9/1 The Patriots traded RB Patrick Cobbs to the Pittsburgh Steelers in exchange for a conditional draft choice.
- 9/2 The Patriots acquired WR Doug Gabriel from the Oakland Raiders in exchange for a fifth-round selection in the 2007 NFL Draft (165 overall).
- 9/11 The Patriots traded WR Deion Branch to the Seattle Seahawks in exchange for a first-round selection in the 2007 NFL Draft (24 overall).

2007

- 3/5 The Patriots acquired WR Wes Welker from the Miami Dolphins in exchange for a second-round selection in the 2007 NFL Draft (60th overall) and a seventh-round selection in the 2007 NFL Draft (238th overall).
- 4/28 The Patriots traded a first-round selection in the 2007 NFL Draft (28 overall) to the San Francisco 49ers in exchange for a first-round selection in the 2008 NFL Draft and a fourth-round selection in the 2007 NFL Draft (110 overall - Later traded for WR Randy Moss).
- 4/28 The Patriots traded a third-round selection in the 2007 NFL Draft (91 overall) to the Oakland Raiders in exchange for a third-round selection in the 2008 NFL Draft and a seventh-round selection in the 2007 NFL Draft (211 overall).
- 4/29 The Patriots acquired WR Randy Moss from the Oakland Raiders in exchange for a fourth-round selection in the 2007 NFL Draft (110 overall).
- 8/7 The Patriots acquired CB Dante Wesley from the Chicago Bears in exchange for a conditional draft choice.

2008

- 4/26 The Patriots acquired a 2008 first-round selection (10 overall) and a 2008 third-round selection (78 overall) from the New Orleans Saints in exchange for a 2008 first-round selection (7 overall) and a 2008 fifth-round selection (164 overall).

2008 (Cont.)

- 4/27 The Patriots acquired a 2009 second-round selection and a 2008 fifth-round selection (160 overall) from the San Diego Chargers in exchange for a 2008 third-round selection (69 overall).
- 4/27 The Patriots acquired a 2008 fifth-round selection (153 overall) from the Tampa Bay Buccaneers in exchange for a 2008 fifth-round selection (160 overall) and a 2008 seventh-round selection (238 overall).

2009

- 2/28 The Patriots acquired a 2009 second-round selection (No. 34 overall - S Patrick Chung) from the Kansas City Chiefs in exchange for quarterback Matt Cassel and linebacker Mike Vrabel.
- 3/5 The Patriots acquired wide receiver Greg Lewis and an undisclosed selection in the 2010 NFL Draft from Philadelphia in exchange for a 2009 fifth-round selection (No. 159 overall - T Fenuki Tupou).
- 4/25 The Patriots acquired a 2009 first-round selection (No. 26 overall - LB Clay Matthews) and a 2009 fifth-round selection (No. 162 overall - T Jamon Meredith) from the Baltimore Ravens in exchange for a 2009 first-round selection (No. 23 overall - T Michael Oher).
- 4/25 The Patriots acquired a 2009 second-round selection (No. 41 overall - DB Darius Butler), a 2009 third-round selection (No. 73 overall - RB Derek Cox) and a 2009 third-round selection (No. 83 overall - WR Brandon Tate) from the Green Bay Packers in exchange for a 2009 first-round selection (No. 26 overall - LB Clay Matthews) and a 2009 fifth-round selection (No. 162 overall - T Jamon Meredith).
- 4/25 The Patriots acquired a 2009 second-round selection (No. 40 overall - DL Ron Brace) from the Oakland Raiders in exchange for a 2009 second-round selection (No. 47 overall - S Michael Mitchell), a 2009 fourth-round selection (No. 124 overall - WR Louis Murphy) and a 2009 sixth-round selection (No. 199 overall - DE Stryker Sulak).
- 4/26 The Patriots acquired a 2009 seventh-round selection (No. 232 overall) and a 2010 second-round selection from the Jacksonville Jaguars in exchange for a 2009 third-round selection (No. 73 overall - RB Derek Cox).
- 4/26 The Patriots acquired a 2010 second-round selection from the Tennessee Titans in exchange for a 2009 third-round selection (No. 89 overall - TE Jared Cook).
- 4/26 The Patriots acquired a 2009 fifth-round selection (No. 137 overall - LB Jason Phillips) and a 2009 fifth-round selection (No. 141 overall - WR Kenny McKinley) from the Philadelphia Eagles in exchange for CB Ellis Hobbs.
- 4/26 The Patriots acquired a 2009 fourth-round selection (No. 123 overall - OL Rich Ohrmberger) and a 2009 sixth-round selection (No. 198 overall - LS Jake Ingram) from the Baltimore Ravens in exchange for a 2009 fifth-round selection (No. 137 overall - LB Jason Phillips) and a 2009 fifth-round selection (No. 141 overall - WR Kenny McKinley).
- 4/30 The Patriots acquired TE Alex Smith from the Tampa Bay Buccaneers in exchange for a 2010 fifth-round draft selection.
- 8/6 The Patriots acquired LB Derrick Burgess from the Oakland Raiders in exchange for a 2010 third-round draft selection and a 2010 fifth-round selection.

PATRIOTS TRADES 2000-12

2009 (Cont.)

- 8/17 The Patriots acquired a 2010 fifth-round selection from the Denver Broncos in exchange for DL Le Kevin Smith and a 2010 seventh-round selection.
- 8/25 The Patriots acquired a seventh-round pick in 2010 from the Denver Broncos in exchange for OL Russ Hochstein.
- 9/5 The Patriots acquired a 2011 sixth-round draft selection from the New Orleans Saints in exchange for TE David Thomas.
- 9/5 The Patriots acquired TE Michael Matthews from the New York Giants for a conditional draft selection.
- 9/6 The Patriots acquired a 2011 first-round draft selection from the Oakland Raiders in exchange for DE Richard Seymour.
- 9/22 The Patriots acquired LB Prescott Burgess from the Baltimore Ravens in exchange for a conditional draft selection.

2010

- 4/23 The Patriots acquired Denver's 2010 first-round pick (24th overall) and their 2010 fourth-round pick (113th overall) during a 2010 draft day trade in exchange for the Patriots' 2010 first-round pick (22nd overall).
- 4/23 The Patriots acquired Dallas' 2010 first-round pick (27th overall) and their 2010 third-round pick (90th overall) during a 2010 draft day trade in exchange for the Patriots 2010 first-round pick (24th overall) and a 2010 fourth-round pick (119th overall).
- 4/24 The Patriots acquired Oakland's 2010 second-round pick (42nd overall) during a 2010 draft day trade in exchange for a 2010 second-round pick (44th overall) and the Patriots' assigned 2010 sixth-round pick (190th overall).
- 4/24 The Patriots acquired Arizona's 2010 second-round pick (58th overall) and 2010 third-round pick (89th overall) during a 2010 draft day trade in exchange for a 2010 second-round pick (47th overall). The Patriots had acquired the 47th overall in a draft day trade in exchange for a 2009 third-round selection (Jared Cook).
- 4/24 The Patriots acquired Carolina's 2011 second-round pick during a 2010 draft day trade in exchange for the Patriots third-round pick (89th pick overall).
- 4/24 The Patriots acquired Houston's 2010 second-round pick (62nd overall) and 2010 fifth-round pick (150th overall) during a draft day trade in exchange for the Patriots 2010 second-round pick (58th overall).
- 4/24 The Patriots acquired Washington's 2010 seventh-round pick (208th overall) during a 2010 draft day trade in exchange for two Patriots 2010 seventh-round picks (229th overall) and (231st overall).
- 8/23 The Patriots acquired OL Quinn Ojinnaka from the Atlanta Falcons for a 2011 seventh-round draft choice.
- 9/5 The Patriots acquired S Jarrad Page from the Kansas City Chiefs for a 2012 seventh-round pick.
- 9/5 The Patriots acquired LB Tracy White and a 2012 seventh-round pick from the Philadelphia Eagles for a 2012 sixth-round pick.
- 9/14 The Patriots traded RB Laurence Maroney and a 2011 sixth-round draft choice to the Denver Broncos for a fourth-round pick in 2011.
- 10/6 The Patriots traded WR Randy Moss and a seventh round draft pick in 2012 to the Minnesota Vikings for a 2011 third-round pick (74th overall).

2010 (Cont.)

- 10/12 The Patriots acquired WR Deion Branch in a trade with the Seattle Seahawks in exchange for 2011 fourth-round pick (99th overall).

2011

- 4/28 The Patriots acquired New Orleans 2012 first-round pick and their 2011 second-round pick (56th overall) during a 2011 draft day trade in exchange for the Patriots' 2011 first-round pick (28th overall).
- 4/29 The Patriots acquired Houston's 2011 third-round pick (73rd overall) and 2011 fifth-round pick (138th overall) in exchange for the Patriots' 2011 second-round pick (60th overall).
- 4/29 The Patriots acquired Oakland's 2012 second-round pick and 2011 seventh-round pick (219th overall) in exchange for the Patriots' 2011 third-round pick (92nd overall) and 2011 fourth-round pick (125th overall).
- 4/30 The Patriots acquired Philadelphia's 2011 sixth-round pick (194th overall) in exchange for the Patriots' 2011 sixth-round pick (193rd overall).
- 7/29 The Patriots acquired DL Albert Haynesworth in a trade with the Washington Redskins in exchange for a 2013 fifth-round pick.
- 7/29 The New England Patriots acquired WR Chad Ochocinco in a trade with the Cincinnati Bengals in exchange for a 2012 fifth-round pick (166th overall) and a 2013 sixth-round pick.

2012

- 4/26 The Patriots acquired Cincinnati's 2012 first-round pick (21st overall) during a 2012 draft day trade in exchange for the Patriots' 2012 first-round pick (27th overall) and a 2012 third-round pick (93rd overall)
- 4/26 The Patriots acquired Denver's 2012 first-round pick (25th overall) during a 2012 draft day trade in exchange for the Patriots' 2012 first-round pick (31st overall) and a 2012 fourth-round pick (126th overall).
- 4/27 The Patriots acquired Green Bay's 2012 third round pick (90th overall) and Green Bay's 2012 fifth round pick (163rd overall) in exchange for the Patriots' 2012 second round pick (62nd overall).
- 4/28 The Patriots acquired Green Bay's 2012 sixth-round pick (197th overall) and Green Bay's two 2012 seventh-round picks (224th overall) and (235th overall) in exchange for the Patriots fifth-round pick (163rd overall). The fifth-round pick was originally obtained in a trade with Green Bay earlier in the 2012 draft.
- 9/1 The Patriots acquired by the New England Patriots from St. Louis in a trade on September 1, 2012 in exchange for an undisclosed future draft choice.



TACKLE TASTE

WITHOUT THE
CALORIES



OFFICIAL SOFT DRINK OF
THE NEW ENGLAND PATRIOTS



THE PATS PLAY HERE!

BOSTON'S HOME FOR SPORTS

98.5

THE SPORTS HUB

**9 HOURS OF PATRIOTS
COVERAGE ON GAME DAYS**

**PRE-GAME 3 HOURS BEFORE
KICKOFF LIVE FROM CBS SCENE**

**POST-GAME REACTION FOR
3 HOURS AFTER EVERY GAME
LIVE FROM CBS SCENE**

**COACH BELICHICK & TOM BRADY
PRESS CONFERENCES LIVE
WEDNESDAYS AT 10:45AM**



**THE SAFETY INSURANCE
PATRIOTS RADIO NETWORK
985THESPORTSHUB.COM**

Great execution has its rewards . . .



*Whether you are scoring
on the field . . .*

*or bringing products to
market around the world.*

discover.

satisfaction



When your supply chain execution is in the best hands possible.

As a leading provider of global supply chain management services and solutions, ModusLink has decades of experience helping technology companies bring their products to market around the world with greater **efficiency, speed** and **cost savings**.

Contact us today . . .
and **discover** the satisfaction
of great execution!

info@moduslink.com
781-663-5000

**ModusLink**
GLOBAL SOLUTIONS

www.moduslink.com

RESULTS



PATRIOTS IN THE PRESEASON

ALL-TIME PRESEASON RESULTS

Year	Game	Result	Opponent	Attendance
1960	7/30	W 28-7	at Buffalo	16,000
	8/5	W 43-6	* Denver	4,706
	8/14	L 14-24	at Dallas Texans	11,000
	8/21	W 21-0	\$ Buffalo	7,500
	8/28	W 28-14	# Oakland	4,000
*-at Providence S-at Worcester #-at Amherst				
1961	8/10	W 14-3	N.Y. Titans	15,387
	8/19	L 14-17	* N.Y. Titans	73,916
	8/25	W 28-10	\$ Buffalo	4,762
	9/1	W 15-12	at Buffalo	9,022
	*-at Philadelphia S-at Providence			
1962	8/11	L 20-21	* Oakland	9,000
	8/15	W 12-7	at Buffalo	22,112
	8/18	L 10-20	\$ Houston Oilers	31,000
	8/25	W 17-10	# N.Y. Titans	11,118
	9/1	L 6-7	at Buffalo	8,783
*-at Providence S-at New Orleans #-at Lowell, Mass.				
1963	8/4	L 17-24	at Oakland	9,721
	8/10	L 17-50	at San Diego	16,427
	8/14	L 20-21	* Houston Oilers	9,387
	8/24	L 14-24	at Buffalo	17,697
	9/1	L 20-22	\$ N.Y. Jets	12,500
*-at Lowell, Mass. S- New Brunswick, N.J.				
1964	8/9	L 7-38	Houston Oilers	20,087
	8/18	L 7-23	* N.Y. Jets	6,390
	8/22	L 20-21	\$ N.Y. Jets	11,500
	8/28	L 14-24	at Buffalo	12,566
	9/5	L 17-27	at Denver	20,568
*-at Lowell, Mass. S-at New Brunswick, N.J.				
1965	8/8	L 0-23	Buffalo	23,674
	8/13	L 16-26	* N.Y. Jets	8,000
	8/21	L 6-27	at Houston Oilers	30,142
	8/28	L 0-17	\$ N.Y. Jets	9,217
	9/4	L 7-34	at Kansas City	15,157
*-at Allentown, Pa. S-at Norfolk, Va.				
1966	8/7	L 13-19	Buffalo	23,291
	8/20	W 21-10	* Oakland	36,038
	8/27	L 13-31	at San Diego	11,894
	9/1	L 3-41	\$ N.Y. Jets	2,000
	*-at Anaheim, Calif. S-at Mobile, Ala.			
1967	8/4	L 13-55	* N.Y. Jets	16,000
	8/13	W 3-33	Baltimore Colts	29,313
	8/20	W 13-10	\$ Buffalo	15,300
	8/26	L 7-13	\$ Washington	15,523
	*-at Bridgeport, Conn. S-at Rochester, N.Y.			
1968	8/10	L 0-19	at New Orleans	54,400
	8/17	L 3-25	* N.Y. Jets	14,000
	8/23	W 19-17	\$ Miami	15,003
	9/2	L 20-22	Philadelphia	31,404
	*-at Richmond, Va. S-at Jacksonville, Fla.			
1969	8/10	W 21-13	* Cincinnati	16,900
	8/17	L 16-34	Atlanta	24,084
	8/25	L 9-22	\$ Detroit	8,212
	8/31	W 26-10	# Denver	18,375
	9/6	L 0-13	% Miami	18,000
*-at Bowling Green, Ohio S-at Montreal #-at Jacksonville, Fla. %-at Birmingham, Ala.				
1970	8/16	L 21-45	Washington	25,584
	8/29	L 0-26	* New Orleans	32,000
	9/4	L 3-31	\$ Pittsburgh	22,000
	9/11	L 14-16	# Denver	17,832
	*-at Jackson, Miss. S-at Shreveport, La #-at Salt Lake City, Utah			
1971	8/8	L 10-27	at Minnesota	31,813
	8/15	W 20-14	N.Y. Giants	60,423
	8/22	L 14-28	at Buffalo	31,610
	8/29	L 21-31	L.A. Rams	53,271
	9/5	L 35-45	Atlanta	48,631
9/10	L 9-38	* N.Y. Jets	28,082	
*-at Memphis, Tenn.				
1972	8/5	L 24-31	at Oakland	53,661
	8/12	L 20-29	at Philadelphia	30,000
	8/20	W 27-17	Chicago	50,892
	8/27	L 10-31	N.Y. Giants	51,470
	9/2	L 24-49	at Denver	37,128
9/10	W 34-30	Detroit	47,684	
1973	7/28	L 7-20	* San Francisco	19,685
	8/5	T 17-17	Oakland	43,914
	8/12	L 7-13	N.Y. Giants	49,209
	8/18	L 10-27	at Atlanta	56,239
	8/25	W 31-6	at New Orleans	64,131
9/2	L 14-35	Washington	50,369	
9/7	L 21-34	at Detroit	50,104	
*-at Canton, Ohio				

PRESEASON SERIES RECORDS

TEAM	GP	W	L	T	PCT.	PF	PA
Ariz./Phx/St. L. Cardinals	3	2	1	0	.667	51	65
Atlanta Falcons	12	6	6	0	.500	287	282
Baltimore Ravens	1	0	1	0	.000	15	16
Buffalo Bills	13	6	7	0	.462	191	201
Carolina Panthers	6	4	2	0	.667	136	82
Chicago Bears	2	2	0	0	1.000	65	40
Cincinnati Bengals	6	2	4	0	.333	84	104
Cleveland Browns	3	1	2	0	.333	57	52
Dallas Cowboys	5	4	1	0	.800	123	74
Denver Broncos	8	3	5	0	.375	193	176
Detroit Lions	7	2	5	0	.286	113	202
Green Bay Packers	13	7	6	0	.538	238	201
Houston Texans	0	0	0	0	.000	0	0
Indianapolis/Balt. Colts	2	0	2	0	.000	17	67
Jacksonville Jaguars	2	1	1	0	.500	47	43
K.C. Chiefs/Dallas Texans	6	3	3	0	.500	132	112
Miami Dolphins	2	1	1	0	.500	19	30
Minnesota Vikings	5	3	2	0	.600	105	96
New Orleans Saints	10	6	4	0	.600	201	193
New York Giants	22	8	14	0	.364	368	403
New York Jets/Titans	12	2	10	0	.167	129	298
Oakland/L.A. Raiders	15	5	6	1	.434	269	246
Philadelphia Eagles	20	10	10	0	.500	407	357
Pittsburgh Steelers	5	1	4	0	.200	66	122
San Diego Chargers	7	2	5	0	.286	118	178
San Francisco 49ers	4	1	3	0	.250	55	51
Seattle Seahawks	2	1	1	0	.500	40	42
St. Louis/L.A. Rams	9	4	5	0	.444	191	178
Tampa Bay Buccaneers	10	2	8	0	.200	165	281
Tenn. Titans/Houston Oilers	6	0	6	0	.000	81	160
Washington Redskins	20	13	7	0	.650	475	391
TOTALS	235	102	132	1	.436	4,437	4,743

PRESEASON BREAKDOWN

HOME.....	51-51-1	1960s.....	14-32-0
ROAD.....	40-62-0	1970s.....	25-28-1
NEUTRAL.....	11-18-0	1980s.....	18-23-0
AFC/AFL.....	28-57-1	1990s.....	17-24-0
NFC/NFL.....	74-74-0	2000s.....	23-18-0
JULY.....	2-2-0	2010s.....	5-7-0
AUGUST.....	90-108-1	OPENERS.....	20-32-0
SEPTEMBER.....	10-21-0	HOME OPENERS.....	21-31-1
		INTERNATIONAL.....	1-3-0

1974	8/2	W 21-16	at Washington	16,405
	8/11	L 6-21	N.Y. Giants	17,992
	8/18	W 7-3	New Orleans	20,546
	8/24	W 23-14	at San Diego	18,903
	8/31	L 21-27	* Denver	18,000
	9/8	W 27-17	Philadelphia	35,412
*-at Spokane, Wash.				

1975	8/10	L 14-28	N.Y. Giants	40,726
	8/17	W 36-10	Minnesota	40,218
	8/22	L 10-24	at Philadelphia	40,156
	8/30	W ot 20-17	* Green Bay	51,769
	9/7	W 31-24	San Diego	39,502
*-at Milwaukee, Wisc.				

1976	8/1	W ot 13-7	N.Y. Giants	30,032
	8/6	L 17-26	* San Diego	23,800
	8/15	L 14-16	Green Bay	30,552
	8/21	W 28-17	at Atlanta	30,619
	8/30	L 27-30	at Cleveland	36,016
	9/5	W 27-7	Philadelphia	32,254
*-at Norman, Okla.				

1977	8/6	W 19-3	at N.Y. Giants	44,471
	8/13	W 38-3	Green Bay	53,244
	8/22	L 10-21	at Philadelphia	28,025
	8/28	W ot 13-10	Pittsburgh	43,779
	9/4	W 45-7	Washington	41,053
	9/11	W 29-10	Atlanta	41,346
*-at Milwaukee, Wisc.				

1978	8/5	W 14-7	at L.A. Rams	60,134
	8/12	W 21-7	at Oakland	53,335
	8/20	W 24-7	Kansas City	39,043
	8/27	W 21-10	Cleveland	42,696

Results



ALL-TIME SERIES STANDINGS

ALL-TIME RECORD VS. OPPONENTS

TEAM	OVERALL RECORD (REG. SEASON AND PLAYOFFS)					FIRST MEETING	LAST MEETING	PLAYOFFS			
	GP	W	L	T	PCT			PF	PA	GP	W
Ariz./Phx./St. L. Cardinals	13	6	7	0	.462	256	242	1970	2012	-	-
Atlanta Falcons	12	6	6	0	.500	219	277	1972	2009	-	-
Baltimore Ravens	9	7	2	0	.778	234	193	1996	2012	3	1
Buffalo Bills	106	64	41	1	.608	2,321	1,942	1960	2012	1	1
Carolina Panthers	5	3	2	0	.600	124	92	1995	2009	1	1
Chicago Bears	12	8	4	0	.666	247	196	1973	2010	1	0
Cincinnati Bengals	22	14	8	0	.636	440	471	1968	2010	-	-
Cleveland Browns	22	9	13	0	.409	365	409	1971	2010	1	0
Dallas Cowboys	11	4	7	0	.363	216	234	1971	2011	-	-
Denver Broncos	46	19	27	0	.404	981	1,051	1960	2012	3	1
Detroit Lions	10	6	4	0	.600	205	214	1971	2010	-	-
Green Bay Packers	10	5	5	0	.500	200	250	1973	2010	1	0
Houston Texans	4	3	1	0	.775	135	78	2003	2012	1	1
Indianapolis/Balt. Colts	76	47	29	0	.618	1,837	1,437	1970	2012	3	2
Jacksonville Jaguars	10	9	1	0	.900	252	156	1996	2012	4	3
K.C. Chiefs/Dallas Texans	32	13	16	3	.453	653	755	1960	2011	-	-
Miami Dolphins	95	46	50	0	.479	1,983	2,047	1966	2012	3	2
Minnesota Vikings	11	7	4	0	.636	230	237	1970	2010	-	-
New Orleans Saints	12	8	4	0	.667	270	252	1972	2009	-	-
New York Giants	11	5	6	0	.454	193	205	1970	2011	2	0
New York Jets/Titans	108	55	52	1	.514	2,466	2,278	1960	2012	3	2
Oakland/L.A. Raiders	33	17	15	1	.530	748	808	1960	2011	3	2
Philadelphia Eagles	12	6	6	0	.500	265	269	1973	2011	1	1
Pittsburgh Steelers	26	11	15	0	.423	536	566	1972	2011	4	3
San Diego/L.A. Chargers	39	22	15	2	.590	915	804	1960	2011	3	2
San Francisco 49ers	12	4	8	0	.333	232	315	1971	2012	-	-
Seattle Seahawks	16	8	8	0	.500	322	295	1977	2012	-	-
St. Louis/L.A. Rams	12	7	5	0	.583	268	222	1974	2012	1	1
Tampa Bay Buccaneers	7	5	2	0	.714	159	90	1976	2009	-	-
Tenn. Titans/Houston Oilers	40	23	16	1	.586	991	807	1960	2012	2	1
Washington Redskins	9	3	6	0	.333	205	195	1972	2011	-	-
Totals	843	449	385	9	.538	18,464	17,374	1960	2012	41	24

2012 Opponents in **BOLD**

PATRIOTS IN PRIME TIME

The Patriots have played in 94 prime-time games (beginning after 7:00 p.m. ET) and have compiled a 51-43 record in those games.

MONDAY NIGHT (22-22)

ESPN (9-1)			
Date	W/L	Score	Opponent
10/30/06	W	31-7	at Minnesota
10/01/07	W	34-13	at Cincinnati
12/03/07	W	27-24	at Baltimore
10/20/08	W	41-7	Buffalo
09/14/09	W	25-24	Buffalo
11/30/09	L	17-38	at New Orleans
10/04/10	W	41-14	at Miami
12/06/10	W	45-3	N.Y. Jets
09/21/11	W	39-24	at Miami
11/21/11	W	34-3	Kansas City
12/10/12	W	42-14	Houston
ABC (12-21)			
Date	W/L	Score	Opponent
11/06/72	L	17-24	Baltimore
12/01/75	L	7-20	at Miami
10/18/76	W	41-7	N.Y. Jets
09/26/77	L	27-30	at Cleveland
09/18/78	L	27-34	Baltimore
12/18/78	L	3-23	at Miami
09/03/79	L	13-16	Pittsburgh
10/01/79	L	14-27	at Green Bay
09/29/80	W	23-14	Denver
11/10/80	L	34-38	at Houston
12/08/80	L	13-16	at Miami
09/21/81	L	35-21	Dallas
12/16/85	L	27-30	at Miami
12/22/86	W	34-27	at Miami
09/21/87	L	24-43	at N.Y. Jets
12/28/87	W	24-10	at Miami
10/23/95	W	17-14	Buffalo
10/06/97	L	13-34	at Denver
10/27/97	L	10-28	at Green Bay
12/22/97	W	14-12	at Miami
09/07/98	L	21-27	at Denver
10/19/98	L	14-24	N.Y. Jets
11/23/98	W	26-23	Miami
11/15/99	L	17-24	N.Y. Jets
09/11/00	L	19-20	N.Y. Jets
12/04/00	W	30-24	Kansas City
09/09/02	W	30-14	Pittsburgh
12/16/02	L	7-24	at Tennessee
11/03/03	W	30-26	at Denver
11/22/04	W	27-19	at Kansas City
12/20/04	L	28-29	at N.Y. Jets
11/07/05	L	21-40	Indianapolis
12/26/05	W	31-21	at N.Y. Jets

SUNDAY NIGHT (18-16)

NBC (6-7)			
Date	W/L	Score	Opponent
09/24/06	L	7-17	Denver
11/07/06	L	20-27	Indianapolis
09/16/07	W	38-14	San Diego
11/18/07	W	56-10	at Buffalo
11/25/07	W	31-28	Philadelphia
10/12/08	L	10-30	at San Diego
11/02/08	L	15-18	at Indianapolis
11/15/09	L	34-35	at Indianapolis
11/14/10	W	39-26	at Pittsburgh
12/19/10	W	31-27	Green Bay
11/13/11	W	37-16	at N.Y. Jets
09/23/12	L	30-31	at Baltimore
12/16/12	L	34-41	San Francisco
ESPN (9-6)			
Date	W/L	Score	Opponent
11/08/87	L	10-17	at N.Y. Giants
11/20/88	W	6-3	at Miami
12/10/89	L	10-31	at Miami
11/10/91	L	20-30	at Miami
11/27/94	W	12-10	at Indianapolis
12/01/96	W	45-7	at San Diego
09/13/98	W	29-6	Indianapolis
09/26/99	W	16-14	N.Y. Giants
12/05/99	W	13-6	Dallas
11/18/01	L	17-24	St. Louis
11/17/02	L	20-27	at Oakland
12/22/02	L	17-30	N.Y. Jets
11/16/03	W	12-0	Dallas
11/14/04	W	29-6	Buffalo
10/30/05	W	21-16	Buffalo
TNT (2-3)			
Date	W/L	Score	Opponent
10/04/92	L	21-30	at N.Y. Jets
09/26/93	L	7-45	at N.Y. Jets
10/08/95	L	3-37	Denver
10/27/96	W	28-25	Buffalo
09/14/97	W	27-24	N.Y. Jets
ABC (1-0)			
Date	W/L	Score	Opponent
09/24/78	W	21-14	at Oakland

THURSDAY NIGHT (4-3)

NBC (6-6)			
Date	W/L	Score	Opponent
11/22/12	W	49-19	at N.Y. Jets
ABC (3-1)			
Date	W/L	Score	Opponent
11/29/79	L	24-39	at Miami
09/11/86	W	20-6	at N.Y. Jets
09/09/04	W	27-24	Indianapolis
09/08/05	W	30-20	Oakland
NFL NETWORK (0-1)			
Date	W/L	Score	Opponent
11/13/08	L	31-34	N.Y. Jets
TNT (0-1)			
Date	W/L	Score	Opponent
10/18/90	L	10-17	at Miami

SATURDAY NIGHT (2-1)

ESPN (1-1)			
Date	W/L	Score	Opponent
12/23/95	L	7-10	at Indianapolis
12/20/03	W	21-16	at N.Y. Jets
NFL NETWORK (1-0)			
Date	W/L	Score	Opponent
12/29/07	W	38-35	at N.Y. Giants

PRIME-TIME PLAYOFF GAMES

All six games played on Saturdays

CBS (4-1)			
Date	W/L	Score	Opponent
01/19/02	W	16-13	Oakland
01/10/04	W	17-14	Tennessee
01/14/06	L	13-27	at Denver
01/12/08	W	31-20	Jacksonville
01/14/12	W	45-10	Denver
ABC (1-0)			
Date	W/L	Score	Opponent
01/07/06	W	28-3	Jacksonville



SERIES RESULTS

(includes playoff games)

ARIZONA CARDINALS

Patriots 6, Cardinals 7

11/08/70	L	0-31	A
11/02/75	L	17-24	A
09/10/78	W	16-6	A
11/29/81	L	20-27	H
12/02/84	L	10-33	H
11/25/90	L	14-34	A
09/29/91	L	10-24	A
10/10/93	W	23-21	A
09/15/96	W	31-0	H
10/31/99	W	27-3	A
09/19/04	W	23-12	A
12/21/08	W	47-7	H
09/16/12	L	18-20	H

Note: Franchise located in St. Louis from 1960-87, Named Phoenix Cardinals from 1988-94

ATLANTA FALCONS

Patriots 6, Falcons 6

09/24/72	W	21-20	H
12/04/77	W	16-10	H
09/14/80	L	21-37	A
10/30/83	L	13-24	A
11/02/86	W	25-17	H
10/15/89	L	15-16	A
11/29/92	L	0-34	A
10/01/95	L	17-30	A
11/08/98	L	10-41	H
11/04/01	W	24-10	A
10/09/05	W	31-28	A
09/27/09	W	26-10	H

BALTIMORE RAVENS

Patriots 7, Ravens 3

10/06/96	W	46-38	A
01/02/00	W	20-3	H
11/28/04	W	24-3	H
12/03/07	W	27-24	A
10/04/09	W	27-21	H
01/10/10*	L	14-33	H
10/17/10	W	23-20	OT
01/22/12*	W	23-20	H
09/23/12	L	30-31	A
01/20/13	L	13-28	H

* = Playoffs

BUFFALO BILLS

Patriots 64, Bills 41 (1 Tie)

09/23/60	L	0-13	H
12/04/60	L	14-38	A
09/23/61	W	23-21	A
10/22/61	W	52-21	H
11/03/62	T	28-28	A
11/23/62	W	21-10	H
10/26/63	L	21-28	A
12/01/63	W	17-7	H
12/28/63*	W	26-8	A
11/15/64	W	36-28	A
12/20/64	L	14-24	H
09/11/65	L	7-24	A
11/07/65	L	7-23	H
10/08/66	W	20-10	A
12/04/66	W	14-3	H
09/24/67	W	23-0	A
12/09/67	L	16-44	H
09/08/68	W	16-7	A
10/20/68	W	23-6	H
10/11/69	L	16-23	A
11/23/69	W	35-21	H
11/01/70	L	10-45	H
11/29/70	W	14-10	A
11/14/71	W	38-33	H
11/28/71	L	20-27	A
10/08/72	L	14-38	A
11/19/72	L	24-27	H
09/16/73	L	13-31	H
10/29/73	L	13-37	A
10/20/74	L	28-30	A
11/03/74	L	28-29	H
11/23/75	L	31-45	A
12/14/75	L	14-34	H

10/24/76	W	26-22	A
11/07/76	W	20-10	H
11/06/77	L	14-24	H
11/20/77	W	20-7	A
11/05/78	W	14-10	H
12/10/78	W	26-24	A
11/04/79	W	26-6	A
11/25/79	L	13-16	OT
10/26/80	L	13-31	A
12/14/80	W	24-2	H
11/22/81	L	17-20	A
12/13/81	L	10-19	H
01/02/83	W	30-19	H
10/23/83	W	31-0	A
11/06/83	W	21-7	H
09/02/84	W	21-17	H
11/11/84	W	38-10	A
09/22/85	W	17-14	A
10/13/85	W	14-3	H
10/26/86	W	23-3	A
11/23/86	W	22-19	H
10/11/87	W	14-7	H
12/20/87	W	13-7	A
09/18/88	L	14-16	H
10/23/88	L	20-23	A
10/01/89	L	10-31	A
11/19/89	W	33-24	H
10/28/90	L	10-27	H
11/18/90	L	0-14	A
11/03/91	L	17-22	A
11/24/91	W	16-13	H
09/27/92	L	7-41	H
11/01/92	L	7-16	A
09/05/93	L	14-38	A
11/07/93	L	10-13	OT
09/11/94	L	35-38	H
12/18/94	W	41-17	A
10/23/95	W	27-14	H
11/26/95	W	35-25	A
09/08/96	L	10-17	A
10/27/96	W	28-25	H
10/12/97	W	33-6	H
11/09/97	W	31-10	A
11/15/98	L	10-13	A
11/29/98	W	25-21	H
11/28/99	L	7-17	A
12/26/99	L	10-13	OT
11/05/00	L	13-16	OT
12/17/00	W	13-10	OT
11/11/01	W	21-11	H
12/16/01	W	12-9	OT
11/03/02	W	38-7	H
12/08/02	W	27-17	H
09/07/03	L	0-31	A
12/27/03	W	31-0	H
10/03/04	W	31-17	A
11/14/04	W	29-6	H
10/30/05	W	21-16	H
12/11/05	W	35-7	A
09/10/06	W	19-17	H
10/22/06	W	28-6	A
09/23/07	W	38-7	H
11/18/07	W	56-10	H
11/09/08	W	20-10	H
12/28/08	W	13-0	A
09/14/09	W	25-24	H
12/20/09	W	17-10	A
09/26/10	W	38-30	H
12/26/10	W	34-3	A
09/25/11	L	31-34	A
01/01/12	W	49-21	H
09/30/12	W	52-28	A
11/11/12	W	37-31	H

* = Playoffs

CAROLINA PANTHERS

Patriots 3, Panthers 2

10/29/95	L	17-20	OT	H
01/06/02	W	38-6	A	H
02/01/04*	W	32-29	N	H
09/18/05	L	17-27	A	H
12/13/09	W	20-10	H	H

* = Super Bowl XXXVIII

CHICAGO BEARS

Patriots 8, Bears 4

10/21/73	W	13-10	A
10/14/79	W	27-7	A
12/05/82	L	13-26	A
09/15/85	L	7-20	A
01/26/86*	L	10-46	N
10/30/88	W	30-7	H
12/24/94	W	13-3	A
09/21/97	W	31-3	H
12/10/00	L	17-24	A
11/10/02	W	33-30	A
11/26/06	W	17-13	H
12/12/10	W	36-7	A

Note: The game on Nov. 10, 2002 was played in Champaign, Ill.

* = Super Bowl XX

CINCINNATI BENGALS

Patriots 14, Bengals 8

12/01/68	W	33-14	H
11/16/69	W	25-14	A
12/20/70	L	7-45	A
09/17/72	L	7-31	H
10/12/75	L	10-27	A
10/15/78	W	10-3	A
09/16/79	W	20-14	A
10/14/84	W	20-14	H
12/22/85	W	34-23	H
12/07/86	L	7-31	H
10/16/88	W	27-21	H
09/23/90	L	7-41	A
12/22/91	L	7-29	A
12/20/92	L	10-20	A
12/12/93	W	7-2	H
09/18/94	W	31-28	A
11/19/00	W	16-13	H
09/09/01	L	17-23	A
12/12/04	W	35-28	H
10/01/06	W	38-13	A
10/01/07	W	34-13	A
09/12/10	W	38-24	H

CLEVELAND BROWNS

Browns 13, Patriots 9

11/21/71	L	7-27	A	
11/10/74	L	14-21	H	
09/26/77	L	27-30	OT	A
09/07/80	W	34-17	H	A
11/21/82	L	7-10	A	H
11/20/83	L	0-30	H	A
10/07/84	W	17-16	A	A
10/06/85	L	20-24	A	A
10/04/87	L	10-20	H	A
09/08/91	L	0-20	H	A
10/25/92	L	17-19	H	A
12/19/93	W	20-17	H	A
11/06/94	L	6-13	A	A
01/01/95*	L	13-20	A	A
09/03/95	W	17-14	H	A
10/03/99	W	19-7	A	A
11/12/00	L	11-19	A	A
12/09/01	W	27-16	H	A
10/26/03	W	9-3	H	A
12/05/04	W	42-15	A	A
10/07/07	W	34-17	H	A
11/07/10	L	14-34	A	A

* = Playoffs

DALLAS COWBOYS

Cowboys 7, Patriots 4

10/24/71	L	21-44	A	
11/16/75	L	31-34	H	
12/03/78	L	10-17	A	
09/21/81	L	21-35	H	
11/22/84	L	17-20	A	
11/15/87	L	17-23	OT	A
12/15/96	L	6-12	A	H
12/05/99	W	13-6	H	A
11/16/03	W	12-0	H	A
10/14/07	W	48-27	A	A



SERIES RESULTS

10/16/11 W 20-16 H

DENVER BRONCOS

Broncos 27, Patriots 19

09/09/60	L	10-13	H
10/23/60	L	24-31	A
09/16/61	W	45-17	H
12/03/61	W	28-24	A
09/21/62	W	41-16	H
11/11/62	W	33-29	A
09/29/63	L	10-14	A
10/18/63	W	40-21	H
10/04/64	W	39-10	A
11/20/64	W	12-7	H
09/24/65	L	10-27	H
12/12/65	W	28-20	A
09/18/66	W	24-10	A
11/06/66	L	10-17	H
09/03/67	L	21-26	A
09/29/68	W	20-17	A
11/03/68	L	14-35	H
09/14/69	L	7-35	A
12/17/72	L	21-45	A
11/28/76	W	38-14	H
11/11/79	L	10-45	A
09/29/80	W	23-14	H
11/04/84	L	19-26	A
09/28/86	L	20-27	A
11/04/87*	L	17-22	A
12/06/87	L	20-31	A
12/17/88	L	10-21	A
10/27/91	L	6-9	H
12/01/91	L	3-20	A
10/08/95	L	3-37	H
11/17/96	L	8-34	H
10/06/97	L	13-34	A
09/07/98	L	21-27	A
10/24/99	W	24-23	H
10/01/00	W	28-19	A
10/28/01	L	20-31	A
10/27/02	L	16-24	H
11/03/03	W	30-26	A
10/16/05	L	20-28	A
01/14/06*	L	13-27	A
09/24/06	L	7-17	H
10/20/08	W	41-7	H
10/11/09	L	17-20	OT A
12/18/11	W	41-23	A
01/14/12*	W	45-10	H
10/07/12	W	31-21	H

* = Playoffs

DETROIT LIONS

Patriots 6, Lions 4

09/26/71	L	7-34	H
10/10/76	L	10-30	A
10/07/79	W	24-17	H
12/08/85	W	23-6	H
09/12/93	L	16-19	OT H
09/25/94	W	23-17	A
11/23/00	L	9-34	A
11/28/02	W	20-12	A
12/03/06	W	28-21	H
11/25/10	W	45-24	A

GREEN BAY PACKERS

Patriots 5, Packers 5

11/18/73	W	33-24	H
10/01/79	L	14-27	A
09/08/85	W	26-20	H
10/09/88	L	3-45	A
10/02/94	W	17-16	H
01/26/97*	L	21-35	N
10/27/97	L	10-28	H
10/13/02	L	10-28	H
11/19/06	W	35-0	A
12/19/10	W	31-27	H

Note: 1988 game was played in Milwaukee
* = Super Bowl XXXI

HOUSTON TEXANS

Patriots 4, Texans 1

11/23/03	W	23-20	OT A
12/17/06	W	40-7	H
01/03/10	L	27-34	A
12/10/12	W	42-14	H
01/13/13	W	41-28	H

INDIANAPOLIS COLTS

Patriots 47, Colts 29

10/04/70	L	6-14	H
10/25/70	L	3-27	A
10/03/71	L	3-23	H
12/19/71	W	21-17	A
11/06/72	L	17-24	H
11/26/72	L	0-31	A
09/10/73	W	24-16	H
12/16/73	L	13-18	A
10/06/74	W	42-3	H
11/24/74	W	27-17	A
10/19/75	W	21-10	H
12/21/75	L	21-34	A
09/12/76	L	13-27	H
11/14/76	W	21-14	A
10/23/77	W	17-3	H
12/18/77	L	24-30	A
09/18/78	L	27-34	H
11/26/78	W	35-14	A
10/10/79	L	28-31	A
11/18/79	W	50-21	H
10/19/80	W	37-21	A
11/23/80	W	47-21	H
09/06/81	L	28-29	H
12/20/81	L	21-23	A
09/12/82	W	24-13	A
09/04/83	L	23-29	OT H
10/09/83	L	7-12	A
11/18/84	W	50-17	A
12/16/84	W	16-10	H
11/10/85	W	34-15	H
12/01/85	W	38-31	A
09/07/86	W	33-3	H
11/09/86	W	30-21	A
10/25/87	L	16-30	A
11/22/87	W	24-0	H
10/02/88	W	21-17	H
10/29/89	W	23-20	OT A
11/27/88	L	21-24	A
12/03/89	W	22-16	H
09/16/90	W	16-14	A
11/11/90	L	10-13	H
09/01/91	W	16-7	A
12/08/91	W	23-17	OT H
11/15/92	W	37-34	OT A
12/06/92	L	0-6	H
10/31/93	L	6-9	A
12/26/93	W	38-0	H
11/27/94	W	12-10	A
12/11/94	W	28-13	H
11/19/95	L	10-24	H
12/23/95	L	7-10	A
10/20/96	W	27-9	A
11/24/96	W	27-13	H
09/07/97	W	31-6	A
11/30/97	W	20-17	H
09/13/98	W	29-6	H
11/01/98	W	21-16	A
09/19/99	W	31-28	H
12/12/99	L	15-20	A
10/08/00	W	24-16	H
10/22/00	L	23-30	A
09/30/01	W	44-13	H
10/21/01	W	38-17	A
11/30/03	W	38-34	A
01/18/04*	W	24-14	H
09/09/04	W	27-24	H
01/16/05*	W	20-3	H
11/07/05	L	21-40	A
11/05/06	L	20-27	H
01/21/07*	W	34-38	A
11/04/07	W	24-20	A
11/02/08	L	15-18	A
11/15/09	L	34-35	A
11/21/10	W	31-28	H

12/04/11 W 31-24 H
11/18/12 W 59-24 H

Note: Franchise located in Baltimore from 1947-83

* = Playoffs

JACKSONVILLE JAGUARS

Patriots 9, Jaguars 1

09/22/96	W	28-25	OT H
01/12/97*	W	20-6	H
12/07/97	W	26-20	A
01/03/99*	L	10-25	A
12/14/03	W	27-13	H
01/07/06*	W	28-3	H
12/24/06	W	24-21	A
01/12/08*	W	31-20	H
12/27/09	W	35-7	H
12/23/12	W	23-16	H

* = Playoffs

KANSAS CITY CHIEFS

Chiefs 16, Patriots 13 (3 Ties)

11/18/60	W	42-14	H
12/11/60	L	0-34	A
10/29/61	W	18-17	A
11/03/61	W	28-21	H
09/08/62	L	28-42	A
10/12/62	L	7-27	H
11/17/63	T	24-24	A
12/14/63	L	3-35	A
10/23/64	W	24-7	H
12/06/64	W	31-24	A
10/03/65	L	17-27	A
11/21/65	T	10-10	H
09/25/66	L	24-43	H
11/20/66	T	27-27	A
11/12/67	L	10-33	H
11/17/68	L	17-31	A
09/21/69	L	0-31	H
10/11/70	L	10-23	A
09/23/73	L	7-10	H
09/18/77	W	21-17	H
10/04/81	W	33-17	H
12/02/90	L	7-37	H
12/13/92	L	20-27	A
10/15/95	L	26-31	A
10/11/98	W	40-10	H
10/10/99	L	14-16	A
12/04/00	W	30-24	H
09/22/02	W	41-38	OT H
11/22/04	W	27-19	A
11/27/05	L	16-26	A
09/07/08	W	17-10	H
11/21/11	W	34-3	H

Note: Franchise located in Dallas (as Dallas Texans) from 1960-62

MIAMI DOLPHINS

Dolphins 50, Patriots 44

11/27/66	W	20-14	A
10/15/67	W	41-10	H
12/17/67	L	32-41	A
11/24/68	L	10-34	H
12/08/68	L	7-38	A
11/09/69	L	16-17	H
11/30/69	W	38-23	A
09/20/70	W	27-14	H
12/06/70	L	20-37	A
10/17/71	L	3-41	A
12/05/71	W	34-13	H
11/12/72	L	0-52	A
12/03/72	L	21-37	H
09/30/73	L	23-44	A
10/28/73	L	14-30	H
09/15/74	W	34-24	H
12/15/74	L	27-34	A
09/28/75	L	14-22	H
12/01/75	L	7-20	A
09/19/76	W	30-14	H
10/31/76	L	3-10	A
11/13/77	L	5-17	A
12/11/77	W	14-10	H
10/22/78	W	33-24	H



SERIES RESULTS

12/18/78	L	3-23	A
10/21/79	W	28-13	H
11/29/79	L	24-39	A
10/12/80	W	34-0	H
12/08/80	L	13-16	OT A
11/08/81	L	27-30	OT H
12/06/81	L	14-24	A
12/12/82	W	3-0	H
01/08/83*	L	13-28	H
09/11/83	L	24-34	A
11/13/83	W	17-6	H
09/09/84	L	7-28	A
10/21/84	L	24-44	H
11/03/85	W	17-13	H
12/16/85	L	27-30	A
01/12/86*	W	31-14	A
10/05/86	W	34-7	H
12/22/86	W	34-27	A
09/13/87	W	28-21	A
12/28/87	W	24-10	H
11/06/88	W	21-10	H
11/20/88	W	6-3	A
09/17/89	L	10-24	H
12/10/89	L	10-31	A
09/09/90	L	24-27	H
10/18/90	L	10-17	A
10/06/91	L	10-20	H
11/10/91	L	20-30	A
10/18/92	L	17-38	A
12/27/92	L	13-16	OT H
11/21/93	L	13-17	A
01/02/94	W	33-27	OT H
09/04/94	L	35-39	A
10/30/94	L	3-23	H
09/10/95	L	3-20	H
11/12/95	W	34-17	A
09/01/96	L	10-24	A
11/03/96	W	42-23	H
11/23/97	W	27-24	H
12/22/97	W	14-12	A
12/28/97*	W	17-3	H
10/25/98	L	9-12	OT A
11/23/98	W	26-23	H
10/17/99	L	30-31	H
11/21/99	L	17-27	A
09/24/00	L	3-10	A
12/24/00	L	24-27	H
10/07/01	L	10-30	A
12/22/01	W	20-13	H
10/06/02	L	13-26	A
12/29/02	W	27-24	OT H
10/19/03	W	19-13	OT A
12/07/03	W	12-0	H
10/10/04	W	24-10	H
12/20/04	L	28-29	A
11/13/05	W	23-16	H
01/01/06	L	26-28	H
10/08/06	W	20-10	H
12/10/06	L	0-21	A
10/21/07	W	49-28	A
12/23/07	W	28-7	H
09/21/08	L	13-38	H
11/23/08	W	48-28	A
11/08/09	W	27-17	H
12/06/09	L	21-22	A
10/04/10	W	41-14	A
01/02/11	W	38-7	H
09/12/11	W	38-24	A
12/24/11	W	27-24	H
12/2/12	W	23-16	A
12/30/12	W	28-0	H

Notes: Game on 11/30/69 played in Tampa.
* = Playoffs

MINNESOTA VIKINGS

Patriots 7, Vikings 4

12/13/70	L	14-35	H
10/27/74	W	17-14	A
12/16/79	W	27-23	H
09/11/88	L	6-36	A
10/20/91	W	26-23	OT H
11/13/94	W	26-20	OT H

11/02/97	L	18-23	A
09/17/00	L	13-21	H
11/24/02	W	24-17	H
10/30/06	W	31-7	A
10/31/10	W	28-18	H

NEW ORLEANS SAINTS

Patriots 8, Saints 4

12/10/72	W	17-10	A
12/05/76	W	27-6	H
12/21/80	W	38-27	A
12/04/83	W	7-0	H
11/30/86	W	21-20	A
11/12/89	L	24-28	H
11/08/92	L	14-31	H
12/03/95	L	17-31	H
10/04/98	W	30-27	H
11/25/01	W	34-17	H
11/20/05	W	24-17	H
11/30/09	L	17-38	A

NEW YORK GIANTS

Patriots 5, Giants 6

10/18/70	L	0-16	H
09/22/74	W	28-20	A
11/08/87	L	10-17	A
12/30/90	L	10-13	H
12/21/96	W	23-22	A
09/26/99	W	16-14	H
10/12/03	W	17-6	H
12/29/07	W	38-35	A
02/03/08*	L	14-17	N
11/06/11	L	20-24	H
02/05/12*	L	17-21	N

* = Super Bowl XLII

* = Super Bowl XLVI

NEW YORK JETS

Patriots 55, Jets 52 (1 Tie)

09/16/60	W	28-24	A
11/11/60	W	38-21	H
09/09/61	L	20-21	H
10/01/61	L	30-37	A
10/06/62	W	43-14	A
11/30/62	W	24-17	H
09/08/63	W	38-14	H
10/05/63	L	24-31	A
09/27/64	W	26-10	H
10/31/64	L	14-35	A
11/14/65	L	20-30	H
11/28/65	W	27-23	A
10/02/66	T	24-24	H
12/17/66	L	28-38	A
10/29/67	L	23-30	H
11/19/67	L	24-29	H
09/22/68	L	31-47	H
10/27/68	L	14-48	A
10/05/69	L	14-23	H
10/26/69	L	17-23	A
09/27/70	L	21-31	H
11/22/70	L	3-17	A
10/10/71	W	20-0	H
12/12/71	L	6-13	A
10/15/72	L	13-41	H
10/29/72	L	10-34	A
10/14/73	L	7-9	H
11/11/73	L	13-33	A
10/13/74	W	24-0	A
11/17/74	L	16-21	H
10/05/75	L	7-36	A
12/07/75	L	28-30	H
10/18/76	W	41-7	H
11/21/76	W	38-24	A
10/02/77	L	27-30	A
10/30/77	W	24-13	H
10/29/78	W	55-21	H
11/19/78	W	19-17	A
09/09/79	W	56-3	H
12/09/79	L	26-27	A
10/05/80	W	21-11	A
11/02/80	W	34-21	H
10/11/81	L	24-28	A

11/15/81	L	6-17	H
09/19/82	L	7-31	H
09/18/83	W	23-13	H
11/27/83	L	3-26	A
09/30/84	W	28-21	A
10/28/84	W	30-20	H
10/20/85	W	20-13	H
11/24/85	L	13-16	OT A
12/28/85*	W	26-14	A
09/11/86	W	20-6	A
10/12/86	L	24-31	H
09/21/87	L	24-43	H
12/13/87	W	42-20	H
09/04/88	W	28-3	H
11/13/88	W	14-13	A
09/10/89	W	27-24	A
11/05/89	L	26-27	H
09/30/90	L	13-37	H
12/23/90	L	7-42	A
11/17/91	L	21-28	H
12/15/91	W	6-3	A
10/04/92	L	21-30	A
11/22/92	W	24-3	H
09/26/93	L	7-45	A
11/28/93	L	0-6	H
10/16/94	L	17-24	A
12/04/94	W	24-13	H
11/05/95	W	20-7	A
12/10/95	W	31-28	H
11/10/96	W	31-27	A
12/08/96	W	34-10	H
09/14/97	W	27-24	OT H
10/19/97	L	19-24	H
10/19/98	L	14-24	H
12/27/98	L	10-31	A
09/12/99	W	30-28	A
11/15/99	L	17-24	H
09/11/00	L	19-20	A
10/15/00	L	17-34	H
09/23/01	L	3-10	H
12/02/01	W	17-16	A
09/15/02	W	44-7	A
12/22/02	L	17-30	H
09/21/03	W	23-16	H
12/20/03	W	21-16	A
10/24/04	W	13-7	H
12/26/04	W	23-7	A
12/04/05	W	16-3	H
12/26/05	W	31-21	A
09/17/06	W	24-17	A
11/12/06	L	14-17	H
01/07/07*	W	37-16	H
09/09/07	W	38-14	A
12/16/07	W	20-10	H
09/14/08	W	19-10	A
11/13/08	L	31-34	OT H
09/20/09	L	9-16	A
11/22/09	W	31-14	H
09/19/10	L	14-28	A
12/06/10	W	45-3	H
01/16/11*	L	21-28	H
10/09/11	W	30-21	H
11/13/11	W	37-16	A
10/21/12	W	29-26	OT H
11/22/12	W	49-19	A

Notes: Franchise known as N.Y. Titans from 1960-62.
Games on 9/8/63 at B.C. Alumni Stadium; 9/22/68 at Legion Field in Birmingham, Ala.

* = Playoffs

OAKLAND RAIDERS

Patriots 17, Raiders 15 (1 Tie)

10/16/60	L	14-27	A
11/04/60	W	34-28	H
11/17/61	W	20-17	H
12/09/61	W	35-21	A
10/26/62	W	26-16	H
12/16/62	L	0-20	A
09/22/63	W	20-14	A
10/11/63	W	20-14	H
09/13/64	W	17-14	A
10/16/64	T	43-43	H



SERIES RESULTS

10/08/65	L	20-24	H
10/24/65	L	21-30	A
10/30/66	W	24-21	H
09/17/67	L	7-35	A
10/22/67	L	14-48	H
10/06/68	L	10-41	A
09/28/69	L	23-38	H
09/19/71	W	20-6	H
12/01/74	L	26-41	A
10/03/76	W	48-17	H
12/18/76*	L	21-24	A
09/24/78	W	21-14	A
11/01/81	L	17-27	A
09/29/85	L	20-35	H
01/05/86*	W	27-20	A
11/01/87	W	26-23	H
11/26/89	L	21-24	A
10/09/94	L	17-21	H
01/19/02*	W	16-13	OT H
11/17/02	L	20-27	A
09/08/05	W	30-20	H
12/14/08	W	49-26	A
10/02/11	W	31-19	A

Notes: Franchise located in Los Angeles from 1982-94. The games on Oct. 16, 1960 and Dec. 9, 1961 were played in San Francisco.
* = Playoffs

PHILADELPHIA EAGLES

Patriots 6, Eagles 6

11/04/73	L	23-24	A
11/27/77	W	14-6	H
10/08/78	W	24-14	H
09/13/81	L	3-13	A
12/09/84	L	17-27	A
11/29/87	L	31-34	OT H
11/04/90	L	20-48	A
12/19/99	L	9-24	A
09/14/03	W	31-10	A
02/06/05*	W	24-21	N
11/25/07	W	31-28	H
11/27/11	W	38-20	A

*=Super Bowl XXXIX

PITTSBURGH STEELERS

Steelers 15, Patriots 11

10/22/72	L	3-33	A
12/08/74	L	17-21	H
09/26/76	W	30-27	A
09/03/79	L	13-16	OT H
09/27/81	L	21-27	OT A
12/26/82	L	14-37	A
09/25/83	W	28-23	A
10/19/86	W	34-0	A
12/17/89	L	10-28	A
12/09/90	L	3-24	A
09/15/91	L	6-20	A
12/05/93	L	14-17	A
12/16/95	L	27-41	A
01/05/97*	W	28-3	H
12/13/97	L	21-24	OT H
01/03/98*	L	6-7	A
12/06/98	W	23-9	A
01/27/02*	W	24-17	A
09/09/02	W	30-14	H
10/31/04	L	20-34	A
01/23/05*	W	41-27	A
09/25/05	W	23-20	A
12/09/07	W	34-13	H
11/30/08	L	10-33	H
11/14/10	W	39-26	A
10/30/11	L	17-25	A

* = Playoffs

SAN DIEGO CHARGERS

Patriots 22, Chargers 15 (2 Ties)

10/08/60	W	35-0	A
10/28/60	L	16-45	H
10/07/61	L	27-38	H
12/17/61	W	41-0	A
10/19/62	W	24-20	H
12/09/62	W	20-14	A

09/14/63	L	13-17	A
11/10/63	L	6-7	H
01/05/64*	L	10-51	A
09/20/64	W	33-28	A
10/09/64	L	17-26	H
10/17/65	T	13-13	H
10/31/65	W	22-6	A
09/10/66	L	0-24	A
10/23/66	W	35-17	H
09/09/67	L	14-28	A
10/08/67	T	31-31	A
11/10/68	L	17-27	H
10/19/69	L	10-13	H
12/07/69	L	18-28	A
11/15/70	L	14-16	H
12/02/73	W	30-14	H
11/09/75	W	33-19	A
10/16/77	W	24-20	A
10/01/78	W	28-23	H
09/23/79	W	27-21	H
10/16/83	W	37-21	H
11/20/94	W	23-17	H
12/01/96	W	45-7	H
08/31/97	W	41-7	H
10/14/01	W	29-26	OT H
09/29/02	L	14-21	A
10/02/05	L	17-41	H
01/14/07*	W	24-21	A
09/16/07	W	38-14	H
01/20/08*	W	21-12	H
10/12/08	L	10-30	A
10/24/10	W	23-20	A
09/18/11	W	35-21	H

Notes: Franchise located in Los Angeles in 1960
* = Playoffs

SAN FRANCISCO 49ERS

49ers 8, Patriots 4

10/31/71	L	10-27	A
10/26/75	W	24-16	H
11/30/80	L	17-21	A
10/02/83	L	13-33	H
12/14/86	L	24-29	H
10/22/89	L	20-37	A
10/11/92	L	12-24	H
09/17/95	L	3-28	A
12/20/98	W	24-21	H
01/02/05	W	21-7	H
10/05/08	W	30-21	A
12/16/12	L	34-41	H

Note: The game on Oct. 22, 1989 was played in Palo Alto, Calif.

SEATTLE SEAHAWKS

Patriots 8, Seahawks 8

10/09/77	W	31-0	H
09/21/80	W	37-31	A
12/19/82	W	16-0	A
12/18/83	L	6-24	A
09/16/84	W	38-23	H
11/17/85	W	20-13	A
09/21/86	L	31-38	H
12/04/88	W	13-7	H
09/24/89	L	3-24	H
10/07/90	L	20-33	H
09/20/92	L	6-10	H
09/19/93	L	14-17	H
10/24/93	L	9-10	A
10/17/04	W	30-20	H
12/07/08	W	24-21	A
10/14/12	L	23-24	A

ST. LOUIS RAMS

Patriots 7, Rams 5

09/29/74	W	20-14	H
11/16/80	L	14-17	H
12/11/83	W	21-7	A
11/16/86	W	30-28	A
12/24/89	L	20-24	H
09/13/92	L	0-14	A
12/13/98	L	18-32	A
11/18/01	L	17-24	H

02/03/02*	W	20-17	N
11/07/04	W	40-22	A
10/26/08	W	23-16	H
10/28/12^	W	45-7	A

Note: Franchise located in Los Angeles from 1946-94
* = Super Bowl XXXVI
^ = played in London

TAMPA BAY BUCCANEERS

Patriots 5, Buccaneers 2

12/12/76	W	31-14	A
10/27/85	W	32-14	A
12/11/88	W	10-7	OT H
11/16/97	L	7-27	A
09/03/00	L	16-21	H
12/17/05	W	28-0	H
10/25/09*	W	35-7	A

* = played in London

TENNESSEE TITANS

Patriots 23, Titans 16 (1 Tie)

11/25/60	L	10-24	H
12/18/60	L	21-37	A
10/13/61	T	31-31	H
11/12/61	L	15-27	A
09/16/62	W	34-21	H
11/18/62	L	17-21	A
11/01/63	W	45-3	H
12/08/63	W	46-28	A
11/06/64	W	25-24	H
11/29/64	W	34-17	A
09/19/65	L	10-31	A
12/18/65	W	42-14	H
11/13/66	W	27-21	H
12/11/66	W	38-14	A
11/05/67	W	18-7	H
11/26/67	L	6-27	A
10/13/68	L	0-16	H
12/15/68	L	17-45	A
11/02/69	W	24-0	H
12/14/69	L	23-27	A
11/07/71	W	28-20	H
11/25/73	W	32-0	A
09/21/75	L	0-7	H
11/12/78	L	23-26	H
12/31/78*	L	14-31	H
11/10/80	L	34-38	A
10/18/81	W	38-10	H
11/28/82	W	29-21	H
10/18/87	W	21-7	A
09/25/88	L	6-31	A
10/08/89	W	23-13	H
09/22/91	W	24-20	H
10/17/93	L	14-28	H
09/20/98	W	27-16	H
12/16/02	L	7-24	A
10/05/03	W	38-30	H
01/10/04*	W	17-14	H
12/31/06	W	40-23	A
10/18/09	W	59-0	H
09/09/12	W	34-13	A

Notes: Franchise located in Houston from 1960-96, Named Tennessee Oilers from 1997-98.
* = Playoffs

WASHINGTON REDSKINS

Redskins 6, Patriots 3

10/01/72	W	24-23	H
09/03/78	L	14-16	H
10/25/81	L	22-24	A
09/23/84	L	10-26	H
12/15/90	L	10-25	H
10/13/96	L	22-27	H
09/28/03	L	17-20	A
10/28/07	W	52-7	H
12/11/11	W	34-27	A



PATRIOTS OVERTIME GAMES

The Patriots are 19-20 all-time in regular-season overtime games during their 53-year history. New England set an NFL record with an eight-game overtime winning streak (including playoffs) from 2000-03. The Patriots are 15-17 when the game is decided by a field goal and 4-3 when a touchdown is the deciding factor. Below is a brief description of each overtime game.

09/26/77.... at Cleveland 30, Patriots 27 L
John Smith sent the game into overtime with a 28-yard field goal with no time remaining in regulation. Cleveland's Don Cockroft capped a 10-play, 53-yard drive with a 35-yard game winning field goal after 4:45 of overtime.

09/03/79.... Pittsburgh 16, at Patriots 13 L
Pittsburgh's Matt Bahr drilled a 41-yard field goal to give the Steelers the victory at the 5:10 mark in overtime. The clutch field goal came on Bahr's first professional career attempt.

11/25/79.... Buffalo 16, at Patriots 13..... L
Buffalo's Nick Mike-Mayer kicked a 29-yard field goal 4:45 into overtime to give the Bills the victory.

12/08/80.... at Miami 16, Patriots 13 L
Uwe von Schamann kicked his third field goal of the day, a 23-yard game-winner, which gave Miami the three-point victory, 3:20 into overtime.

09/27/81.... at Pittsburgh 27, Patriots 21 L
The Patriots scored two touchdowns in the fourth quarter to recover from a 21-7 deficit. Unfortunately, Terry Bradshaw hit Lynn Swann with a 24-yard touchdown pass 3:19 into overtime to thwart the Patriots hopes for victory.

11/08/81.... Miami 30, at Patriots 27 L
Patriot John Smith nailed a 34-yard field goal with 10 seconds remaining in regulation that sent the game into overtime. The Dolphins' Uwe von Schamann kicked a 30-yard field goal, 7:09 into the extra quarter, that gave Miami the victory.

09/04/83.... Balt. Colts 29, at Patriots 23..... L
The Colts' Raul Allegre kicked a 33-yard field goal as time expired in the fourth quarter to send the game into overtime. On the first play of overtime, Baltimore's LB Johnnie Cooks picked up a Tony Collins fumble and rumbled 52 yards for the game-winning score.

11/24/85.... at N.Y. Jets 16, Patriots 13..... L
New England's Tony Franklin sent the game into overtime with a 28-yard field goal with 16 seconds remaining in regulation. In the extra session, the Jets' Pat Leahy kicked a 32-yard field goal to give the Jets a 16-13 win.

11/15/87.... Dallas 23, at Patriots 17 L
The Cowboys' Roger Ruzek's 20-yard field goal with 28 seconds remaining in regulation tied the game at 17. In overtime, Dallas running back Herschel Walker trotted 60 yards for the game-winning touchdown.

11/29/87.... Philadelphia 34, at Patriots 31 L
The Patriots scored the final 21 points of regulation to send the game into overtime tied at 31. After 12:16 elapsed in overtime, the Eagles' Paul McFadden connected from 38 yards, on his second field goal attempt in overtime.

12/11/88.... at Patriots 10, Tampa Bay 7 W
The Patriots were victorious in overtime for the first time in franchise history, snapping their 10-game overtime losing streak. Jason Staurovsky kicked a 27-yard field goal, 3:08 into overtime, for the win.

10/29/89.... Patriots 23, at Indianapolis 20 W
New England's Greg Davis kicked a 51-yard field goal, 9:57 into overtime, for the 23-20 victory. The Colts' Dean Biasucci sent the game into overtime when he kicked a 39-yard field goal with 51 seconds remaining in regulation.

10/20/91.... at Patriots 26, Minnesota 23 W
With no time remaining in overtime, New England's Jason Staurovsky nailed a 42-yard field goal that gave the Patriots a 26-23 victory. The field goal attempt was Staurovsky's second in overtime.

12/08/91.... at Patriots 23, Indianapolis 17 W
The Patriots scored the game's final 20 points and won their fourth consecutive overtime game. Hugh Millen connected with Ben Coates for a 2-yard touchdown with seven seconds remaining in regulation and then repeated the feat in overtime when he hit Michael Timpson for the 45-yard game-winning touchdown.

11/15/92.... Patriots 37, at Indianapolis 34 W
The Patriots' Charlie Baumann scored the final six points, including the game-winning 18-yard field goal, 11:35 into the extra session. The win snapped the Patriots' nine-game losing streak during the 1992 season. Baumann's 44-yard field goal with two seconds remaining in regulation sent the game into overtime.

12/27/92.... Miami 16, at Patriots 13 L
The Dolphins were able to clinch the AFC East crown and a bye in the first round of the playoffs, after they scored the games' final 13 points to win 16-13. Pete Stoyanovich's 35-yard field goal, 6:43 into overtime, propelled the Dolphins to victory.

09/12/93.... Detroit 19, at Patriots 16 L
Detroit's Jason Hanson kicked a 38-yard field goal, his fourth of the day, 11:04 into overtime to lift the Lions to victory. Drew Bledsoe threw a 2-yard touchdown pass to Vincent Brisby with two seconds remaining in regulation which sent the game into overtime.

11/07/93.... Buffalo 13, at Patriots 10..... L
Buffalo's Steve Christie kicked a 27-yard field goal with 14 seconds remaining in regulation to send the contest into overtime. Each team had two opportunities to score in the extra session, and Christie kicked the game winning 32-yard field goal on Buffalo's second chance.

01/02/94.... at Patriots 33, Miami 27 W
Drew Bledsoe connected with Michael Timpson for the 36-yard game winning touchdown to cap one of the greatest endings in Patriots history. The lead changed four times in the fourth quarter as the two teams combined for 27 points. Miami's Pete Stoyanovich sent the game into overtime with a 24-yard field goal with four seconds remaining in regulation.

11/13/94.... at Patriots 26, Minnesota 20 W
The Patriots completed one of the greatest comebacks in team history, recovering from a 20-0 deficit to defeat the Vikings. New England's Matt Bahr sent the game into overtime when he kicked a 23-yard field goal with 14 seconds remaining. Drew Bledsoe completed a 14-yard touchdown pass to Kevin Turner 4:10 into overtime, to give the Patriots the victory.

10/29/95.... Carolina 20, at Patriots 17 L
The Patriots scored 14 points in the fourth quarter on two Curtis Martin touchdown runs and tied the score at 17. However, the expansion Panthers were victorious when John Kasay booted a 29-yard field goal with 7:52 remaining in the extra period.

09/22/96.... at Patriots 28, Jacksonville 25 W
The Patriots jumped out to a 22-0 first half lead but the Jaguars clawed their way back. Jaguars quarterback Mark Brunell's touchdown passes of 51, 41 and 61 yards gave them life in the second half and Mike Hollis' 27-yard field goal in the fourth quarter tied the game at 25. However, Patriots' rookie kicker Adam Vinatieri converted five of six field goal attempts, including a 40-yarder in overtime to give the Patriots the victory.



PATRIOTS OVERTIME GAMES

09/14/97.... at Patriots 27, N.Y. Jets 24..... W

The Patriots won their third consecutive game to open the 1997 season, 27-24, in dramatic fashion when placekicker Adam Vinatieri kicked a 34-yard field goal 6:57 into overtime. The Jets had a chance to win the game at the end of regulation, but defensive end Mike Jones blocked a 29-yard field goal attempt by John Hall with 16 seconds remaining in the game.

12/13/97.... Pittsburgh 24, at Patriots 21 L

The Steelers sent the game into overtime on a touchdown pass from Kordell Stewart to Mark Bruener and a two-point conversion. They capitalized on a Drew Bledsoe interception with just over two minutes remaining in the game. In the overtime period, the Steelers won the toss and took their only possession 61 yards downfield to set up the game-winning Norm Johnson field goal.

10/25/98.... at Miami 12, Patriots 9..... L

The Dolphins scored the game's final six points, including Olindo Mare's game-winning 43-yard kick. New England's Adam Vinatieri accounted for all of the Patriots' nine points, connecting on three of four field goal attempts.

12/26/99.... Buffalo 13, at Patriots 10..... L

The Patriots missed two field goals, one at the end of regulation and one in overtime, and lost to Buffalo. The Bills scored a touchdown to tie the game at 10 with 4:34 remaining and Steve Christie kicked a 23-yard field goal with 1:51 remaining in overtime for the victory.

11/05/00.... Buffalo 16, at Patriots 13..... L

Buffalo's Steve Christie booted a 32-yard field goal, the third of his career in overtime against the Patriots. He also tied the game with a 48-yard kick with four seconds remaining in regulation. The Patriots, playing without Drew Bledsoe, took the lead, 13-10 on a 43-yard field goal by Adam Vinatieri.

12/17/00.... Patriots 13, at Buffalo 10..... W

Amid a snowstorm in Buffalo, Patriots kicker Adam Vinatieri nailed a 24-yard field goal in overtime for the victory. The game time temperature was 35 degrees, with a wind chill of six, and 40 mile-per-hour winds blew snow across the field making traction difficult for both sides. The Patriots and Bills tied the 1984 and 1985 Denver Broncos and Oakland Raiders for an NFL record as they entered overtime for the third consecutive meeting.

10/14/01.... at Patriots 29, San Diego 26..... W

The Patriots scored 10 points in the final nine minutes of regulation to tie the game at 26. Adam Vinatieri kicked a 23-yard field goal with 3:31 to play and Tom Brady connected with Jermaine Wiggins for a 3-yard touchdown to tie the game with just 36 seconds remaining. In overtime, Vinatieri nailed a 44-yard field goal for the victory.

12/16/01.... Patriots 12, at Buffalo 9..... W

The Patriots and Bills needed overtime to decide the outcome of their game for the fourth time in five meetings. Adam Vinatieri converted all four of his field goal attempts, including the game-winning 23-yard field goal in overtime. Former Bills RB Antowain Smith led the Patriots with 95 yards rushing, including a 38-yard run in overtime to get New England in field goal position.

01/19/02.... at Patriots 16, Raiders 13*..... W

Adam Vinatieri boomed a 45-yard field goal with 27 seconds remaining in regulation to tie the game up at 13 and send it into overtime. The game time temperature dipped to 25 degrees and the field was covered by five inches of snow that didn't let up until the game was over. In overtime the Patriots drove 61 yards on 15 plays and Vinatieri nailed a 23-yard field goal for the 16-13 victory. The Patriots became just the second team in postseason overtime history (16 games) to win the contest on the opening drive of the extra stanza.

*-AFC Divisional Playoff Game

09/22/02.... at Patriots 41, Chiefs 38..... W

The Patriots and Chiefs scored 42 points in the fourth quarter, including the last 14 by the Chiefs to tie the game at 38 at the end of regulation. The Patriots won the toss and drove 53 yards on nine plays and Adam Vinatieri nailed a 35-yard field goal for the Patriots victory. It was also the first overtime game at Gillette Stadium.

12/29/02.... at Patriots 27, Dolphins 24..... W

The Patriots trailed 21-7 with 1:06 remaining in the first half, but outscored the Dolphins 20-3 the rest of the way for their sixth consecutive overtime victory. New England scored the game's final 11 points on a Tom Brady touchdown pass to Troy Brown, they successfully converted the two-point conversion on a Brady to Christian Fauria pass and then Adam Vinatieri boomed a 43-yard field goal with 1:09 remaining in regulation. New England won the toss and drove 43 yards on seven plays and Vinatieri kicked a 35-yard game-winning field goal.

10/19/03.... Patriots 19, at Dolphins 13..... W

Richard Seymour blocked a 35-yard field goal attempt with 2:00 left in the game to send the game into the extra session. In overtime, Miami's Olindo Mare missed another 35-yard attempt wide right, then a Tyrone Poole interception at the Patriots' 18-yard line snuffed out another Miami opportunity in overtime. On the next play, Tom Brady hit Troy Brown for an 82-yard touchdown strike, sending the Patriots home with a 19-13 win.

11/23/03.... Patriots 23, at Texans 20..... W

The Patriots set the all-time NFL mark with their eighth consecutive overtime victory in a nail-biter in the Lone Star State. The Texans took a 20-13 lead into the final minute of the game, but Tom Brady found Daniel Graham for a four-yard touchdown strike to tie the game at 20 with just 40 seconds left in regulation. The extra frame was a possession battle until the Patriots mounted a 76-yard drive in the final minutes of overtime, ending in a 28-yard field goal by Adam Vinatieri with 45 seconds left.

11/13/08.... Jets 34, at Patriots 31..... L

The Patriots had their NFL-record eight-game overtime winning streak snapped in a loss to the Jets at Gillette Stadium. New England rallied from a 24-6 second-quarter deficit to tie the game at 24-24 early in the fourth quarter. New York held a 31-24 lead into the final minute, but Randy Moss made a memorable tiptoe catch from Matt Cassel along the side of the end zone for a 16-yard touchdown with one second left to force overtime. But, New York won the coin toss and marched 64 yards on 14 plays to set up a game-winning 34-yard field goal by Jay Feely.

10/11/09.... Broncos 20, Patriots 17..... L

The Patriots failed to hold onto a 17-7 halftime lead in a 20-17 overtime loss to Denver. QB Tom Brady was limited to five completions for 63 yards in the second half. New England entered the final quarter with a 17-10 lead, but Denver marched 98 yards in 12 plays before QB Kyle Orton completed an 11-yard touchdown pass to WR Brandon Marshall to tie the game at 17-17 with 5:21 remaining in regulation. With under two minutes remaining, New England moved to the Denver 49-yard line before DE Vonnie Holliday forced a fumble on a Brady sack to end the Patriots scoring threat. Denver took the overtime kickoff and moved 58 yards in 11 plays to set up a 41-yard game-winning field goal.

10/17/10.... Patriots 23, Ravens 20..... W

Kicker Stephen Gostkowski drilled a 35-yard field goal in overtime to give New England a 23-20 victory over the Baltimore Ravens at Gillette Stadium. Tom Brady, who finished the game 27-of-44 for 292 yards, completed 16-of-24 passes for 156 yards with one touchdown during a fourth quarter rally as New England scored the final 13 points to get the win and overcome a 20-10 fourth quarter deficit.

10/21/12.... Patriots 29, Jets 26..... W

The Patriots squandered a 10-point fourth-quarter lead but came through in the clutch when Rob Ninkovich and Jermaine Cunningham combined for a strip-sack of Jets QB Mark Sanchez in overtime as the Patriots defense was able to walk off with the win. Tom Brady led two clutch drives - one late in the fourth quarter and the other in overtime and Stephen Gostkowski drilled two field goals - a 43-yarder as time in regulation expired and a 48-yarder on the first drive in overtime.

YEAR-BY-YEAR ATTENDANCE

REGULAR-SEASON ATTENDANCE

YEAR	HOME GAMES			AWAY GAMES			SEASON TOTAL	
	GMS	ATTENDANCE	AVG.	GMS	ATTENDANCE	AVG.	TOTALS	AVG.
1960	7	118,260	16,894	7	110,316	15,759	228,576	16,327
1961	7	115,610	16,516	7	129,984	18,569	245,594	17,542
1962	7	150,626	21,518	7	170,983	24,426	321,609	22,972
1963	7	169,870	24,267	7	143,936	20,562	313,806	22,415
1964	7	199,652	28,522	7	175,246	25,035	374,898	26,778
1965	7	143,098	20,443	7	245,485	35,069	388,583	27,756
1966	7	190,138	27,163	7	240,668	34,381	430,806	30,772
1967*	6	138,861	23,144	8	287,279	35,910	426,140	30,439
1968**	7	156,459	22,351	7	289,204	41,315	445,663	31,833
1969	7	149,412	21,345	7	284,587	40,655	433,999	31,000
1970	7	245,537	35,077	7	361,842	51,692	607,379	43,384
1971	7	411,109	58,730	7	383,143	54,735	794,252	56,732
1972	7	426,993	60,999	7	402,159	57,451	829,152	59,225
1973	7	410,443	58,635	7	416,805	59,544	827,248	59,089
1974	7	420,903	60,129	7	411,595	58,799	832,498	59,464
1975	7	411,490	58,784	7	379,112	54,159	790,602	56,472
1976	7	378,994	54,142	7	387,432	55,347	766,426	54,745
1977	7	415,959	59,423	7	399,419	57,060	815,378	58,241
1978	8	478,978	59,872	8	455,679	56,960	934,657	58,416
1979	8	473,141	59,143	8	502,492	62,812	975,633	60,977
1980	8	458,283	57,285	8	442,001	55,250	900,284	56,268
1981	8	414,741	51,843	8	413,073	51,634	827,814	51,738
1982@	4	149,188	37,297	5	231,781	46,356	380,969	42,330
1983	8	370,958	46,370	8	416,024	52,003	786,982	49,186
1984	8	392,275	49,034	8	468,464	58,558	860,739	53,796
1985	8	438,817	54,852	8	458,341	57,293	897,158	56,072
1986	8	477,688	59,711	8	537,779	67,222	1,015,467	63,467
1987@	8	374,302	46,788	7	431,739	61,677	806,041	53,736
1988	8	438,627	54,828	8	400,372	50,047	838,999	52,437
1989	8	388,522	48,565	8	494,981	61,873	883,503	55,219
1990	8	311,623	38,953	8	417,304	52,163	728,927	45,558
1991	8	303,116	37,890	8	433,249	54,156	736,365	46,023
1992	8	308,409	38,551	8	430,820	53,853	739,229	46,202
1993	8	362,964	45,371	8	443,708	55,464	806,672	50,417
1994	8	472,718	59,090	8	481,673	60,209	954,391	59,649
1995	8	466,743	58,343	8	504,373	63,047	971,116	60,695
1996	8	468,301	58,538	8	522,829	65,354	991,130	61,946
1997	8	477,431	59,679	8	547,518	68,440	1,024,949	64,059
1998	8	475,828	59,479	8	516,846	64,606	992,674	62,042
1999	8	461,624	57,703	8	553,917	69,240	1,015,541	63,471
2000	8	458,880	57,360	8	548,258	68,532	1,007,138	62,946
2001	8	482,336	60,292	8	497,035	62,129	979,371	61,211
2002	8	547,488	68,436	8	548,581	68,573	1,096,069	68,152
2003	8	547,488	68,436	8	580,027	72,503	1,127,515	70,470
2004	8	550,048	68,756	8	558,162	69,770	1,108,210	69,263
2005	8	550,048	68,756	8	586,855	73,357	1,136,903	71,056
2006	8	550,048	68,756	8	560,722	70,090	1,110,770	69,423
2007	8	550,048	68,756	8	559,318	69,915	1,109,366	69,335
2008	8	550,048	68,756	8	550,100	68,763	1,100,148	68,759
2009	8	550,048	68,756	8	587,952	73,494	1,138,000	71,125
2010	8	550,048	68,756	8	538,705	67,338	1,088,753	68,047
2011	8	550,048	68,756	8	564,643	70,580	1,114,691	69,668
2012	8	550,048	68,756	8	584,690	73,086	1,134,738	70,921
Totals	401	20,604,309	51,382	403	22,589,206	56,053	43,193,515	53,723

POSTSEASON ATTENDANCE

YEAR	HOME GAMES			AWAY/NEUTRAL GAMES			SEASON TOTAL	
	GMS	ATTENDANCE	AVG.	GMS	ATTENDANCE	AVG.	TOTAL	AVG.
1963	-	-	-	2	64,314	32,157	64,314	32,157
1976	-	-	-	1	54,037	54,037	54,037	54,037
1978	1	61,297	61,297	-	-	-	61,297	61,297
1982	-	-	-	1	68,842	68,842	68,842	68,842
1985	-	-	-	4^	308,690	77,173	308,690	77,173
1986	-	-	-	1	76,105	76,105	76,105	76,105
1994	-	-	-	1	77,452	77,452	77,452	77,452
1996	2	120,378	60,189	1^	72,301	72,301	192,679	64,226
1997	1	60,041	60,041	1	61,228	61,228	121,269	60,635
1998	-	-	-	1	72,559	72,559	72,559	72,559
2001	1	60,292	60,292	2^	137,626	68,811	197,918	65,973
2003	2	136,872	68,436	1^	71,525	71,525	208,397	69,466
2004	1	68,756	68,756	2^	143,367	71,684	212,123	70,708
2005	1	68,756	68,756	1	76,238	76,238	144,994	72,497
2006	1	68,756	68,756	2	126,243	63,122	194,999	65,000
2007	2	137,512	68,756	1^	71,101	71,101	208,613	69,538
2009	1	68,756	68,756	-	-	-	68,756	68,756
2010	1	68,756	68,756	-	-	-	68,756	68,756
2011	2	137,512	68,756	1^	68,658	68,658	206,170	68,723
2012	2	137,512	68,756	-	-	-	137,512	68,756
Totals	18	1,195,196	66,400	23	1,550,286	67,404	2,745,482	66,975
GRAND TOTALS	419	21,799,505	51,904	426	24,139,802	56,665	45,938,997	54,366

*-Game vs. Chargers was moved to San Diego due to a World Series scheduling conflict at Fenway Park.

** -Game vs. Jets was moved to Birmingham, Ala. due to a scheduling conflict at Fenway Park, but still considered a "home" game for the Patriots.

^ -Super Bowls played at a neutral site.

@ -1982 and 1987 season were shortened due to player strikes.



1960 FINAL STATISTICS (5-9)

Head Coach: Lou Saban • Fourth in AFL East • Home Stadium: Boston University Field

DATE	W/L	SCORE	OPPONENT	ATTENDANCE
9/09	L	10-13	Denver	21,597
9/17	W	28-24	at N.Y. Titans	19,200
9/23	L	0-13	Buffalo	20,732
10/08	W	35-0	at L.A. Chargers	18,226
10/16	L	14-27	at Oakland	11,500
10/23	L	24-31	at Denver	12,683
10/28	L	16-45	L.A. Chargers	13,988
11/04	W	34-28	Oakland	8,446
11/11	W	38-21	N.Y. Titans	11,653
11/18	W	42-14	Dallas Texans	14,721
11/25	L	10-24	Houston	27,123
12/04	L	14-38	at Buffalo	14,335
12/11	L	0-34	at Dallas Texans	12,000
12/18	L	21-37	at Houston	22,352

Team Statistics

	PATS	OPP						
TOTAL FIRST DOWNS	234	237						
By Rushing	86	78						
By Passing	126	135						
By Penalty	22	24						
TOTAL NET YARDS	4116	4255						
Avg. per Game	294.0	303.9						
Total Offensive Plays	874	935						
Avg. per Play	4.7	4.6						
NET YARDS RUSHING	1512	1513						
Total Rushing Plays	363	477						
Avg. per Rush	4.2	3.2						
Avg. per Game	108.0	108.1						
NET YARDS PASSING	2604	2742						
Avg. per Game	186.0	195.0						
Sacked/Yards Lost	36/261	29/219						
Gross Yards Passing	2865	2958						
Att./Completions	475/223	429/210						
Completion Pct.	46.9	49.0						
Had Intercepted	23	25						
PUNTS/AVERAGE	78/35.8	74/37.2						
PENALTIES/YARDS	69/370	77/825						
FUMBLES/BALLS LOST	36/22	41/20						
TOUCHDOWNS	37	46						
Rushing	11	21						
Passing	25	19						
Returns	1	6						
Scores by Periods	1 2 3 4 OT	Total						
Patriots	85 47 117 37	- 286						
Opponents	36 119 89 105	- 349						
SCORING	TD	Ru	Pa	Rt	PAT	FG	S	TP
Cappelletti	0	0	0	0	30/32	8/22	0	60
Colclough	9	0	9	0	0	0	0	54
Christy	6	4	2	0	0	0	0	36
Lofton	4	0	4	0	0	0	0	24
Miller	3	1	2	0	0	0	0	18
Johnson	3	0	3	0	0	0	0	18
Stephens	3	0	3	0	0	0	0	18
Crawford	2	2	0	0	0	0	0	14
Songin	2	2	0	0	0	0	0	12
Beach	1	0	1	0	0	0	0	6
Burton	1	1	0	0	0	0	0	6
Livingston	1	1	0	0	0	0	0	6
Shonta	1	0	1	0	0	0	0	6
Wells	1	0	1	0	0	0	0	6
Team	0	0	0	0	0	0	1	2
Cudzik	0	0	0	0	0/0	0/1	0	0
Patriots	37	11	25	1	30/32	8/23	1	286
Opponents	46	21	19	6	43/46	10/27	0	349
2-pt conv.:	Cappelletti 3-4, Crawford 1-1. Patriots: 4-5, Opp.: 0-0.							

RUSHING	NO	YDS	AVG	LG	TD
Miller	101	416	4.2	33	1
Christy	78	363	4.7	48	4
Burton	66	280	4.3	77	1
Crawford	51	238	4.7	39	2
Wells	14	59	4.2	13	0
Greene	7	44	6.3	21	0
Songin	11	40	3.6	20	2
Garron	8	27	3.4	9	0
Crouthamel	4	16	4.0	6	0
Livingston	10	16	1.6	5	1
Washington	2	10	5.0	7	0
White	5	7	1.4	5	0
Beach	6	-4	-0.7	3	0
Patriots	363	1512	4.2	77	11
Opponents	477	1513	3.2	87	21

RECEIVING	NO	YDS	AVG	LG	TD
Colclough	49	666	13.6	61	9
Miller	29	284	9.8	48	2
Christy	26	268	10.3	53	2
Stephens	22	320	14.5	53	3
Burton	21	196	9.3	35	0
Lofton	19	360	18.9	39	4
Wells	14	206	14.7	78	1
Johnson	11	186	16.9	51	3
Crawford	10	92	9.2	40	0
Beach	9	132	14.7	51	1
Green	3	52	17.3	31	0
White	2	24	12.0	13	0
Atchason	2	22	11.0	14	0
Long	2	10	5.0	5	0
Cappelletti	1	28	28.0	28	0
Cudzik	1	11	11.0	11	0
Garron	1	8	8.0	8	0
Livingston	1	0	0.0	0	0
Patriots	223	2865	12.8	78	25
Opponents	210	2958	14.1	--	19

INTERCEPTIONS	NO	YDS	AVG	LG	TD
Cappelletti	4	68	17.0	27	0
Jacobs	4	26	6.5	14	0
Bruney	3	35	11.7	18	0
Washington	3	13	4.3	13	0
O'Hanley	3	1	0.3	1	0
Shonta	2	101	50.5	52	0
Soltis	2	33	16.5	33	0
Rudolph	2	13	6.5	13	0
Dee	1	14	14.0	14	0
Brown	1	8	8.0	8	0
Patriots	25	312	12.5	52	0
Opponents	23	336	14.6	66	3

PUNTING	NO	YDS	AVG	LG	BLK
Cappelletti	61	2253	36.9	66	1
Greene	17	539	31.7	48	0
Patriots	78	2792	35.8	66	1
Opponents	74	2750	37.2	--	1

PUNT RETURNS	NO	YDS	AVG	LG	TD
Wells	12	66	5.6	19	0
Christy	8	73	9.1	29	0
Bruney	4	31	7.7	19	0
Beach	1	21	21.0	21	0
Cappelletti	1	3	3.0	3	0
Burton	1	0	0.0	0	0
Patriots	27	194	7.2	29	0
Opponents	21	361	17.2	76	3

KICK RETURNS	NO	YDS	AVG	LG	TD
Christy	24	617	25.7	52	0
Wells	11	275	28.5	33	0
Beach	7	146	20.7	33	0
Burton	4	161	40.3	59	0
Cappelletti	4	100	25.0	37	0
Bruney	2	39	19.5	20	0
Crouthamel	2	27	13.5	15	0
Garron	1	21	21.0	21	0
Smith	1	13	13.0	13	0
Hunt	1	8	8.0	8	0
DeLuca	1	8	8.0	8	0
Livingston	1	3	3.0	3	0
Greene	1	3	3.0	3	0
Patriots	60	1421	23.7	59	0
Opponents	50	1123	22.5	88	1

Sacks: Rudolph 3.0, Dee 2.5, Jacobs 2.0, Sardisco 2.0, Addison 1.0, Hauser 0.5, Team 8.0.

FIELD GOALS	1-19	20-29	30-39	40-49	50+
Cappelletti	1-1	4-5	3-6	0-9	0-1
Cudzik	--	--	--	0-1	--
Patriots	1-1	4-5	3-6	0-10	0-1
Opponents	4-4	3-6	1-6	2-11	0-0

Cappelletti: (34G) () (50N) (23G,33G) (47N) (12G,48N,42N) (38N,48B) (42N,37N,27G, 27G) (39N,30G,45B,43N) () (20G,40N) (43N,27N) () ().

Cudzik: 0 0 0 0 0 0 0 0 0 0 (48N) ()

Opponents: () (23G) (38N) () (40N)(42N, 47N, 9G) (35B,41N,18G) (47N,38N) (44N) (42N) () (35N,20N,32N,16G) (27N,45G) (28N,42N,24G, 49N, 46G) (32G,26G,10G).

Editors Note: Due to insufficient data, the starting line-ups from 1960-67 are incomplete.

1960 Coaching Staff: Joe Collier, Defensive Backfield, Mike Holovak, Offensive Backfield, Red Miller, Offensive Line, Jerry Smith, Defensive Line.

No AFL All-Star Game Played

PASSING	ATT	CMP	YARDS	CMP%	YDS/ATT	TD	TD%	INT	INT%	LG	SK/YDS	RATING
Songin	392	187	2476	47.7	6.32	22	5.6	15	3.8	78	--/--	70.9
Greene	63	27	251	42.9	3.98	1	1.6	6	9.5	31	--/--	20.1
Christy	11	6	94	54.5	8.55	2	18.2	2	18.2	39	--/--	83.1
White	7	3	44	42.9	6.29	0	0.0	0	0.0	23	--/--	64.0
Dimitroff	2	0	0	0.0	0.00	0	0.0	0	0.0	0	--/--	39.6
Patriots	475	223	2865	46.9	6.03	25	5.3	23	4.8	78	36/261	63.7
Opponents	429	210	2958	49.0	6.90	19	4.4	25	5.8	--	29/216	62.1



1961 FINAL STATISTICS (9-4-1)

Head Coaches: Lou Saban (2-3), Mike Holovak (7-1-1) • Second in AFL East • Home Stadium: Boston University Field

DATE	W/L	SCORE	OPPONENT	ATTENDANCE
9/09	L	20-21	N.Y. Titans	16,683
9/16	W	45-17	Denver	14,479
9/23	W	23-21	at Buffalo	21,504
10/01	L	30-37	at N.Y. Titans	15,189
10/07	L	27-38	San Diego	17,748
10/13	T	31-31	Houston	15,070
10/22	W	52-21	Buffalo	9,398
10/29	W	18-17	at Dallas Texans	20,500
11/03	W	28-21	Dallas Texans	25,063
11/12	L	15-27	at Houston	35,649
11/17	W	20-17	Oakland	17,169
12/03	W	28-24	at Denver	9,303
12/09	W	35-21	at Oakland	6,500
12/17	W	41-0	at San Diego	21,339

Team Statistics

	PATS	OPP				
TOTAL FIRST DOWNS	238	243				
By Rushing	93	72				
By Passing	120	151				
By Penalty	25	20				
TOTAL NET YARDS	4214	4123				
Avg. per Game	301.0	294.5				
Total Offensive Plays	936	967				
Avg. per Play	4.5	4.3				
NET YARDS RUSHING	1675	1041				
Total Rushing Plays	389	350				
Avg. per Rush	4.3	3.0				
Avg. per Game	119.6	74.4				
NET YARDS PASSING	2539	3082				
Avg. per Game	181.4	220.1				
Sacked/Yards Lost	33/256	44/408				
Gross Yards Passing	2795	3490				
Att./Completions	420/206	479/241				
Completion Pct.	49.0	50.3				
Had Intercepted	21	22				
PUNTS/AVERAGE	64/37.6	71/40.7				
PUNT RETURN/AVG	32/13.0	15/16.3				
PENALTIES/YARDS	64/659	67/662				
FUMBLES/BALLS LOST	24/9	36/20				
TOUCHDOWNS	52	41				
Rushing	15	9				
Passing	29	27				
Returns	8	5				
Score by Periods	1	2	3	4	OT	Total
Patriots	98	98	118	99	-	413
Opponents	45	109	51	108	-	313

SCORING	TD	Ru	Pa	Rt	PAT	FG	S	TP
Cappelletti	8	0	8	0	48/50	17/32	0	147
Lott	11	5	6	0	0	0	0	66
Colclough	9	0	0	0	0	0	0	54
Garron	6	2	3	1	0	0	0	36
Parilli	5	4	0	1	0	0	0	32
Webb	4	0	0	4	0	0	0	24
Stephens	3	0	2	1	0	0	0	18
Burton	3	2	0	1	0	0	0	18
Johnson	1	0	1	0	0	0	0	6
Moore	1	0	0	1	0	0	0	6
Yewcic	1	1	0	0	0	0	0	6
Patriots	52	15	29	8	48/50	17/32	0	413
Opponents	41	9	27	5	40/40	9/23	0	313

2-pt conv.: Parilli 1-1, Songin 0-1. Patriots 1-2, Opp.: 0-1.

RUSHING	NO	YDS	AVG	LG	TD	PUNT RETURNS	NO	YDS	AVG	LG	TD
Lott	100	461	4.6	38	5	Bruney	23	109	4.7	11	0
Garron	69	389	5.6	85t	2	Burton	8	128	16.0	62	0
Burton	82	260	3.2	43	2	Lott	1	8	8.0	8	0
Parilli	38	183	4.8	24	5	Patriots	32	245	13.0	62	0
Crawford	41	148	3.6	34	0	Opponents	15	245	16.3	55	2
West	26	90	3.5	31	0						
Yewcic	11	51	4.6	13	1	KICK RETURNS	NO	YDS	AVG	LG	TD
Songin	8	39	4.9	11	0	Garron	16	438	27.4	89	1
Colclough	3	37	12.3	16	0	Burton	15	401	26.7	91t	1
Schwedes	10	14	1.4	5	0	West	7	191	27.3	37	0
Washington	1	3	3.0	3	0	Long	4	24	6.0	11	0
Patriots	389	1675	4.3	85t	15	Beach	2	38	19.0	20	0
Opponents	350	1041	3.0	29	9	Webb	1	21	21.0	21	0

RECEIVING	NO	YDS	AVG	LG	TD	Sacks:	LOUDD	7.0	DEE	5.5	ADDISON	3.5	HUNT	3.0	KLEIN	2.5	JACOBS	1.0	ROBUTTI	1.0	HALL	0.5	TEAM	3.0	
Cappelletti	45	768	17.1	53	8																				
Colclough	42	757	18.0	58t	9																				
Lott	32	333	10.4	47	6																				
Garron	24	341	14.2	51t	2																				
Stephens	19	186	9.8	31	2																				
Burton	13	115	8.8	45	0																				
Crawford	9	85	9.4	25	0																				
Johnson	9	82	9.1	21	1																				
Yewcic	6	56	9.3	46	0																				
West	5	42	8.4	18	0																				
Schwedes	1	21	21.0	21	0																				
Washington	1	9	9.0	9	0																				
Patriots	206	2795	13.6	58t	29																				
Opponents	241	3490	14.5	75t	27																				

INTERCEPTIONS	NO	YDS	AVG	LG	TD	FIELD GOALS	1-19	20-29	30-39	40-49	50+
Webb	5	153	30.6	59	2	Cappelletti	3-3	3-7	9-14	2-8	0-0
Washington	4	45	11.3	33	0	Patriots	3-3	3-7	9-14	2-8	0-0
Adison	4	17	4.3	10	0	Opponents	4-4	4-7	1-4	0-6	0-2
Bruney	2	20	10.0	12	0						
Robotti	2	18	9.0	11	0						
Hall	2	12	6.0	12	0						
Beach	1	37	37.0	37	0						
Loudd	1	12	12.0	12	0						
Shonta	1	12	12.0	12	0						
Patriots	22	326	14.8	59	2						
Opponents	21	198	9.4	38	1						

PUNTING	NO	YDS	AVG	LG	Blk
Yewcic	64	2406	37.6	64	2
Patriots	64	2406	37.6	64	2
Opponents	71	2887	40.7	70	2

AFL All-Stars (7): LB Tom Addison (1), DB Fred Bruney (1), WR Gino Cappelletti (1), DE Bob Dee (1), HB Larry Garron (1), DT Jim Hunt (1), G Charlie Leo (1).

Editors Note: Due to insufficient data, the starting line-ups from 1960-67 are incomplete.

1961 Coaching Staff: Joe Collier, Defensive Backfield, Mike Holovak, Offensive Backfield, Red Miller, Offensive Line, Jerry Smith, Defensive Line.

PASSING	ATT	CMP	YARDS	CMP%	YDS/ATT	TD	TD%	INT	INT%	LG	SK/YDS	RATING
Songin	212	98	1429	46.2	6.74	14	6.6	9	4.2	58t	--/--	73.0
Parilli	198	104	1314	52.5	6.64	13	6.6	9	4.5	53	--/--	76.5
Yewcic	8	3	25	37.5	3.13	1	12.5	2	25.0	18t	--/--	46.4
Cappelletti	1	1	27	100.0	27.00	1	100.0	0	0.0	27t	--/--	158.3
Burton	1	0	0	0.0	0.00	0	0.0	1	0.0	0	--/--	0.0
Patriots	420	206	2795	49.0	6.65	29	6.9	21	5.0	58t	33/256	72.9
Opponents	479	241	3490	50.3	7.29	27	5.6	22	4.6	75t	44/408	74.0



1962 FINAL STATISTICS (9-4-1)

Head Coach: Mike Holovak • Second in AFL East • Home Stadium: Boston University Field

DATE	W/L	SCORE	OPPONENT	ATTENDANCE
9/08	L	28-42	at Dallas Texans	32,000
9/16	W	34-21	* Houston	32,276
9/21	W	41-16	Denver	21,038
10/06	W	43-14	at N.Y. Titans	14,412
10/12	L	7-27	Dallas Texans	23,874
10/19	W	24-20	San Diego	20,888
10/26	W	26-16	Oakland	12,514
11/03	T	28-28	at Buffalo	33,247
11/11	W	33-29	at Denver	28,187
11/18	L	17-21	at Houston	35,250
11/23	W	21-10	Buffalo	20,021
11/30	W	24-17	N.Y. Titans	20,015
12/09	W	20-14	at San Diego	19,887
12/16	L	0-20	at Oakland	8,000

*Harvard Stadium

SCORING	TD	Ru	Pa	Rt	PAT	FG	S	TP	Burton	21	122	5.8	22	0
Cappelletti	5	0	5	0	38/40	20/37	0	128	Bruney	3	8	2.7	7	0
Colclough	10	0	10	0	0	60			Buoniconti	1	8	8.0	8	0
Burton	7	2	4	1	0	42			Hall	1	0	0.0	0	0
Garron	6	2	3	1	0	36			Patriots	26	138	5.3	22	0
Crawford	4	2	2	0	0	26			Opponents	11	54	4.9	15	0
Yewcic	2	2	0	0	0	12			KICK RETURNS	NO	YDS	AVG	LG	TD
Parilli	2	2	0	0	0	12			Garron	24	686	28.6	95t	1
Romeo	1	0	1	0	0	6			Burton	13	238	18.3	42	0
Addison	1	0	0	1	0	6			King	9	177	19.7	28	0
King	1	1	0	0	0	6			Stephens	2	46	23.0	31	0
Bruney	1	0	0	1	0	6			Crawford	2	24	12.0	18	0
Hall	1	0	0	1	0	6			Loudd	1	15	15.0	15	0
Patriots	41	11	25	5	38/40	20/37	0	346	Dee	1	14	14.0	14	0
Opponents	36	14	19	3	32/33	15/26	0	295	Jacobs	1	0	0.0	0	0

2-pt conv.: Crawford 1-1, Patriots 1-1, Opp.: 1-3.

Team Statistics

	PATS	OPP				
TOTAL FIRST DOWNS	230	220				
By Rushing	100	68				
By Passing	114	136				
By Penalty	16	16				
TOTAL NET YARDS	4736	4534				
Avg. per Game	338.3	323.9				
Total Offensive Plays	943	982				
Avg. per Play	5.0	4.6				
NET YARDS RUSHING	1970	1426				
Total Rushing Plays	432	393				
Avg. per Rush	4.6	3.6				
Avg. per Game	140.7	101.9				
NET YARDS PASSING	2766	3108				
Avg. per Game	197.6	222.0				
Sacked/Yards Lost	23/164	34/327				
Gross Yards Passing	2930	3435				
Att./Completions	382/195	450/216				
Completion Pct.	51.0	48.0				
Had Intercepted	13	25				
PUNTS/AVERAGE	69/38.5	79/38.5				
PUNT RETURNS/AVG	26/5.3	11/4.9				
PENALTIES/YARDS	52/456	62/554				
FUMBLES/BALLS LOST	37/20	26/10				
TOUCHDOWNS	41	36				
Rushing	11	14				
Passing	25	19				
Returns	5	3				
Score by Periods	1	2	3	4	OT	Total
Patriots	50	116	78	102		- 346
Opponents	65	104	55	71		- 295

RUSHING	NO	YDS	AVG	LG	TD
Burton	134	548	4.1	59	2
Crawford	139	459	3.3	22	2
Garron	67	392	5.9	41t	2
Yewcic	33	215	6.5	27t	2
Parilli	28	169	6.0	33t	2
King	21	144	6.9	71t	2
Lott	8	34	4.3	11	0
Colclough	1	14	14.0	14	0
Cappelletti	1	-5	-5.0	-5	0
Patriots	432	1970	4.6	71t	11
Opponents	393	1426	3.6	63t	14
RECEIVING	NO	YDS	AVG	LG	TD
Colclough	40	868	21.7	78t	10
Burton	40	461	11.5	69t	4
Romeo	34	608	17.8	62	1
Cappelletti	34	479	14.0	40	5
Crawford	22	224	10.1	44	2
Garron	18	236	8.4	63t	3
King	5	42	8.4	33	0
Webb	1	11	11.0	11	0
Lott	1	1	1.0	1	0
Patriots	195	2930	15.0	78t	25
Opponents	216	3435	15.9	97t	19
INTERCEPTIONS	NO	YDS	AVG	LG	TD
O'Hanley	5	83	16.6	28	0
Felt	5	73	14.6	22	0
Addison	5	42	8.4	16	1
Hall	3	94	31.3	47t	1
Bruney	3	70	23.3	33t	1
Buoniconti	2	3	1.5	3	0
Shonta	2	0	0.0	0	0
Patriots	25	365	14.6	47	3
Opponents	13	55	4.2	15	1
PUNTING	NO	YDS	AVG	LG	BLK
Yewcic	69	2654	38.5	56	1
Patriots	69	2654	38.5	56	1
Opponents	79	3040	38.5	75	0
PUNT RETURNS	NO	YDS	AVG	LG	TD

Sacks:	Eisenhauer	5.5	Addison	5.0	Dee	4.0
	Richardson	3.0	Rodolph	3.0	Klein	1.5
	Bruney	1.0	Buoniconti	1.0	Team	4.0
FIELD GOALS	1-19	20-29	30-39	40-49	50+	
Cappelletti	7-9	5-9	7-11	1-6	0-0	
Patriots	7-9	5-9	7-11	1-6	0-0	
Opponents	5-7	3-5	3-5	4-9	0-0	
Cappelletti:	(46B)	(16N,46G,20G)	(28G,33G)	(28G,12G,38G)	(44N,47N)	(13G,31N)
	(25G)	(17G,31G,11G)	(38N)	(35G,37G,18G,14N)	(39G)	(30N,26G,20N,26N)
	(25N)	(32G)	(29N,18G,43B,9G)	(37N,44N,32N,26N)		
Opponents:	()	(49N,10N)	(37B,18G)	()	(33G)	(26N,24G)
	(43G,27G)	(19G,27N)	(14N,46N)	(39N,16G,19G,46G,45N)	()	(36G)
	(47N,47N,37G)	(42G,42G)	(19G,21G)			
Editors Note:	Due to insufficient data, the starting line-ups from 1960-67 are incomplete.					
1962 Coaching Staff:	Fred Bruney, Defensive Backfield, Marion Campbell, Defensive Line, Art Spinney, Offensive Line.					
AFL All-Stars (6):	LB Tom Addison (2), DB Fred Bruney (2), DE Larry Eisenhauer (1), WR Jim Colclough (1), DB Dick Felt (1), T Charlie Long (1).					

PASSING	ATT	CMP	YARDS	CMP%	YDS/ATT	TD	TD%	INT	INT%	LG	SK/YDS	RATING
Parilli	252	140	1988	55.3	7.86	18	7.1	8	3.2	67t	--/--	91.8
Yewcic	126	54	903	42.9	7.17	7	5.6	5	4.0	78t	--/--	69.6
Garron	3	1	39	33.3	13.00	0	0.0	0	0.0	39	--/--	81.9
Patriots	382	195	2930	51.0	7.67	25	6.5	13	3.4	78t	23/164	84.2
Opponents	450	216	3435	48.0	7.63	19	4.2	25	5.6	97t	34/327	64.8



1963 FINAL STATISTICS (7-6-1)

Head Coach: Mike Holovak • First in AFL East • Home Stadium: Fenway Park

DATE	W/L	SCORE	OPPONENT	ATTENDANCE
9/08	W	38-14 *	N.Y. Jets	24,120
9/14	L	13-17	at San Diego	26,097
9/22	W	20-14	at Oakland	17,131
9/29	L	10-14	at Denver	18,636
10/05	L	24-31	at N.Y. Jets	16,769
10/11	W	20-14	Oakland	26,494
10/18	W	40-21	Denver	25,418
10/26	L	21-28	at Buffalo	29,243
11/01	W	45-3	Houston	31,185
11/10	L	6-7	San Diego	28,402
11/17	T	24-24	Kansas City	17,200
12/01	W	17-7	Buffalo	16,981
12/08	W	46-28	at Houston	23,462
12/14	L	3-35	at Kansas City	12,598
AFL Playoffs				
12/28	W	26-8	at Buffalo	33,044
1/05	L	10-51	at San Diego	30,127

* game played at Boston College Alumni Stadium.

SCORING	TD	Ru	Pa	Rt	PAT	FG	S	TP
Cappelletti	2	0	2	0	35/36	22/38	0	113
Graham	5	0	5	0	0	0	0	30
Crump	5	5	0	0	0	0	0	30
Parilli	5	5	0	0	0	0	0	30
Garron	4	2	2	0	0	0	0	24
Colclough	3	0	3	0	0	0	0	18
Lott	3	2	1	0	0	0	0	18
Romeo	3	0	3	0	0	0	0	18
Suci	2	0	0	2	0	0	0	12
Buoniconci	1	0	0	1	0	0	0	6
Crawford	1	1	0	0	0	0	0	6
Yewcic	1	1	0	0	0	0	0	6
Neumann	1	0	1	0	0	0	0	6
Hunt	1	0	0	1	0	0	0	6
Rudolph	0	0	0	0	0	1	2	2
TEAM	0	0	0	0	0	0	1	2
Patriots	37	16	17	4	35/36	22/38	0	327
Opponents	35	12	21	2	35/35	4/21	0	257

2-pt conv.: Crawford 0-1. Patriots 0-1, Opp.: 0-0.

PUNTING	NO	YDS	AVG	LG	BLK
Yewcic	75	2880	38.4	65	2
Patriots	75	2880	38.4	65	2
Opponents	88	3515	39.9	68	1

PUNT RETURNS	NO	YDS	AVG	LG	TD
Suci	25	233	9.3	22	0
Stephens	14	117	8.3	26	0
Garron	1	23	23.0	23	0
Patriots	40	373	9.3	26	0
Opponents	25	325	13.0	61	0

KICK RETURNS	NO	YDS	AVG	LG	TD
Garron	28	693	24.7	58	0
Suci	17	360	21.1	35	0
Crump	3	33	11.0	14	0
Watson	1	9	9.0	9	0
Yates	1	0	0.0	0	0
Patriots	50	1095	21.9	58	0
Opponents	68	1587	23.3	47	0

Team Statistics

	PATS	OPP
TOTAL FIRST DOWNS	227	222
By Rushing	92	59
By Passing	115	144
By Penalty	20	19
TOTAL NET YARDS	4201	3834
Avg. per Game	300.1	273.9
Total Offensive Plays	874	842
Avg. per Play	4.8	4.6
NET YARDS RUSHING	1618	1107
Total Rushing Plays	437	310
Avg. per Rush	3.7	3.6
Avg. per Game	115.6	79.1
NET YARDS PASSING	2583	2727
Avg. per Game	184.5	194.8
Sacked/Yards Lost	27/233	56/526
Gross Yards Passing	2816	3253
Att./Completions	410/184	476/230
Completion Pct.	44.9	48.3
Had Intercepted	29	29
PUNTS/AVERAGE	75/38.4	88/39.9
PUNT RETURNS/AVG	40/9.3	25/13.0
PENALTIES/YARDS	64/614	62/1583
FUMBLES/BALLS LOST	29/12	27/13
TOUCHDOWNS	37	35
Rushing	16	12
Passing	17	21
Returns	4	2

RUSHING	NO	YDS	AVG	LG	TD
Garron	179	750	4.1	47t	2
Crawford	71	233	3.3	19	1
Yewcic	22	161	7.3	46	1
Neumann	44	148	3.4	17	0
Parilli	36	126	3.5	19	5
Crump	49	120	2.5	21	5
Lott	35	78	2.2	7	2
Cappelletti	1	2	2.0	2	0
Patriots	437	1618	3.7	47t	16
Opponents	310	1107	3.6	68t	12

RECEIVING	NO	YDS	AVG	LG	TD
Colclough	42	693	16.5	56t	3
Cappelletti	34	493	14.5	38	2
Romeo	32	418	13.1	38	3
Garron	26	418	16.0	76t	2
Graham	21	550	26.1	77t	5
Crawford	10	89	8.9	28	0
Neumann	10	48	4.8	16	1
Crump	6	46	7.7	12	0
Lott	3	61	20.3	55t	1
Patriots	184	2816	15.3	77t	17
Opponents	230	3253	14.1	74t	21

INTERCEPTIONS	NO	YDS	AVG	LG	TD
Suci	7	277	39.6	98t	2
Addison	4	27	6.7	17	0
Felt	3	81	27.0	35	0
O'Hanley	3	79	26.3	61	0
Buoniconci	3	42	14.0	26	0
Hall	3	24	8.0	14	0
Shonta	3	15	5.0	12	0
Hunt	1	78	78.0	78t	1
Stephens	1	22	22.0	22	0
Eisenhauer	1	0	0.0	0	0
Patriots	29	645	22.2	98t	3
Opponents	29	353	12.2	62t	1

Sacks: Eisenhauer 9.0, Dee 7.0, Buoniconci 6.5, Rudolph 6.0, Antwine 4.0, Addison 2.5, Hall 2.0, Richardson 1.0, Team 8.0.

FIELD GOALS	1-19	20-29	30-39	40-49	50+
Cappelletti	2-3	3-4	12-16	5-14	0-1
Patriots	2-3	3-4	12-16	5-14	0-1
Opponents	0-1	1-2	2-9	1-8	0-1

Cappelletti: (47N,31G,44N) (35G,9N,36G) (46G,47G) (49N,18G) (45N,22G) (37G,32G) (24G,34G,42G,32G) (23B) (48N,40N,37N, 37G) (38N,36G,25G,37N,55N) (32G,40N,43N) (41N,43G) (33G,38N,32G,44G) (14G).

Opponents: (39N) (30N,31G) () (43N, 38N, 52N) (36G,38N) () () (40N,42B) (46G) (12N, 48N) (36N,27G,25N,45N) (37N) () (41N,37N, 49N).

Editors Note: Due to insufficient data, the starting line-ups from 1960-67 are incomplete.

1963 Coaching Staff: Fred Bruney, Defensive Backfield, Marion Campbell, Defensive Line, Art Spinney, Offensive Line.

AFL All-Stars (11): LB Tom Addison (3), DT Houston Antwine (1), LB Nick Buoniconci (1), WR/K Gino Cappelletti (2), DE Bob Dee (2), DE Larry Eisenhauer (2), RB Larry Garron (2), DB Ron Hall (1), G Charlie Long (2), G Billy Neighbors (1), QB Babe Parilli (1).

Score by Periods	1	2	3	4	OT	Total
Patriots	60	97	72	98	-	327
Opponents	56	69	59	73	-	257

PASSING	ATT	CMP	YARDS	CMP%	YDS/ATT	TD	TD%	INT	INT%	LG	SK/YDS	RATING
Parilli	337	153	2345	45.4	6.96	13	3.9	24	7.1	77t	--/--	52.1
Yewcic	70	29	444	41.4	6.34	4	5.7	5	7.1	57t	--/--	52.3
Crawford	2	2	27	100.0	13.5	0	0.0	0	0.0	15	--/--	118.8
Garron	1	0	0	0.0	0.0	0	0.0	0	0.0	0	--/--	39.6
Patriots	410	184	2816	44.9	6.87	17	4.1	29	7.1	77t	27/233	52.5
Opponents	476	230	3253	48.3	6.83	21	4.4	29	6.1	74t	56/526	60.2

Results

1964 FINAL STATISTICS (10-3-1)

Head Coach: Mike Holovak • Second in AFL East • Home Stadium: Fenway Park

DATE	W/L	SCORE	OPPONENT	ATTENDANCE
9/13	W	17-14	at Oakland	21,126
9/20	W	33-28	at San Diego	20,568
9/27	W	26-10	N.Y. Jets	22,716
10/04	W	39-10	at Denver	15,485
10/09	L	17-26	San Diego	35,096
10/16	L	43-43	Oakland	23,279
10/23	W	24-7	Kansas City	27,400
10/31	L	14-35	at N.Y. Jets	45,003
11/06	W	25-24	Houston	28,161
11/15	W	36-28	at Buffalo	42,308
11/20	W	12-7	Denver	24,979
11/29	W	34-17	at Houston	17,560
12/06	W	31-24	at Kansas City	13,166
12/20	L	14-24	Buffalo	38,021

Team Statistics

	PATS	OPP
TOTAL FIRST DOWNS	226	243
By Rushing	66	63
By Passing	144	165
By Penalty	16	15
TOTAL NET YARDS	4527	4360
Avg. per Game	323.4	311.4
Total Offensive Plays	856	933
Avg. per Play	5.1	4.7
NET YARDS RUSHING	1361	1143
Total Rushing Plays	381	356
Avg. per Rush	3.6	3.2
Avg. per Game	97.2	81.6
NET YARDS PASSING	3166	3217
Avg. per Game	226.1	229.8
Sacked/Yards Lost	29/301	47/428
Gross Yards Passing	3467	3645
Att./Completions	476/229	530/261
Completion Pct.	48.1	49.2
Had Intercepted	27	31
PUNTS/AVERAGE	78/38.0	82/41.5
PUNT RETURNS/AVG	38/7.3	24/7.7
PENALTIES/YARDS	53/467	84/744
FUMBLES/BALLS LOST	23/12	33/16
TOUCHDOWNS	41	36
Rushing	9	10
Passing	31	23
Returns	1	3
Score by Periods	1 2 3 4 OT Total	Total
Patriots	61 84 98 122 -	365
Opponents	65 81 69 82 -	297

SCORING	TD	Ru	Pa	Rt	PAT	FG	S	TP
Cappelletti	7	0	7	0	36/36	25/39	0	155
Garron	9	2	7	0	0	0	0	54
Graham	6	0	6	0	0	0	0	36
Colclough	5	0	5	0	0	0	0	34
Burton	5	3	2	0	0	0	0	30
Romeo	4	0	4	0	0	0	0	24
Garrett	2	2	0	0	0	0	0	12
Parilli	2	2	0	0	0	0	0	12
O'Hanley	1	0	0	1	0	0	0	6
Rudolph	0	0	0	0	0	1	2	6
Patriots	41	9	31	1	36/36	25/39	1	365
Opponents	36	10	23	3	32/33	14/30	0	297

2-pt conv.: Cappelletti 1-1, Colclough 2-2, Parilli 0-2. Patriots 3-5. Opp.: 2-3.

RUSHING	NO	YDS	AVG	LG	TD
Garron	183	585	3.2	16	2
Burton	102	340	3.3	33	3
Garrett	56	259	4.6	58	2
Parilli	34	168	4.9	32	2
Cappelletti	1	7	7.0	7	0
Yewcic	5	2	0.4	2	0
Patriots	381	1361	3.6	58	9
Opponents	356	1143	3.2	71	10

RECEIVING	NO	YDS	AVG	LG	TD
Cappelletti	49	865	17.7	58t	7
Graham	45	720	16.0	80t	6
Garron	40	350	8.8	52t	7
Colclough	32	657	20.5	59t	5
Burton	27	306	11.3	59t	2
Romeo	26	445	17.1	38	4
Garrett	8	101	12.6	57	0
Snyder	1	12	12.0	12	0
Crawford	1	11	11.0	11	0
Patriots	229	3467	15.1	80t	31
Opponents	261	3645	14.0	80t	23

INTERCEPTIONS	NO	YDS	AVG	LG	TD
Hall	11	148	13.5	50	0
Webb	6	43	7.2	25	0
Buoniconti	5	75	15.0	26	0
O'Hanley	3	120	40.0	47	1
Felt	2	10	5.0	8	0
Addison	2	4	2.0	4	0
Shonta	1	21	21.0	21	0
Dukes	1	6	6.0	6	0
Patriots	31	427	13.8	50	1
Opponents	27	485	18.0	70	1

PUNTING	NO	YDS	AVG	LG	BLK
Yewcic	73	2787	38.7	63	1
Parilli	5	180	36.0	45	0
Patriots	78	2967	38.0	63	1
Opponents	82	3401	41.5	67	1

PUNT RETURNS	NO	YDS	AVG	LG	TD
Burton	11	78	7.1	19	0
Cloutier	20	136	6.8	40	0
Stephens	5	34	6.8	11	0
Garrett	2	28	14.0	28	0
Patriots	38	276	7.3	40	0
Opponents	24	185	7.7	52	0

KICK RETURNS	NO	YDS	AVG	LG	TD
Garrett	32	749	23.4	42	0
Garron	10	198	19.8	31	0
Burton	7	131	18.7	27	0
Dukes	2	33	16.5	17	0
Stephens	2	5	2.5	5	0
Cloutier	1	46	46.0	46	0
Romeo	1	5	5.0	5	0
Oakes	1	0	0.0	0	0
Watson	1	0	0.0	0	0
Yates	1	0	0.0	0	0
Patriots	58	1167	20.1	46	0
Opponents	70	1637	23.4	93t	1

Sacks: Eisenhauer 7.5, Antwine 5.5, Buoniconti 4.5, Dee 3.5, St. Jean 3.0, Hunt 2.5, Richardson 2.5, Rudolph 2.5, Dukes 2.0, O'Hanley 1.0, Shonta 1.0, Team 2.0.

FIELD GOALS	1-19	20-29	30-39	40-49	50+
Cappelletti	6-6	5-6	5-9	8-16	1-2
Patriots	6-6	5-6	5-9	8-16	1-2
Opponents	5-6	0-2	5-8	4-13	0-1

Cappelletti: (47N, 46N, 48G) (41G, 57N, 45N, 26N, 32G, 37G, 37G) (47G, 26G, 49N, 41G, 42G, 44N) (11G, 30G, 16G, 47G, 14G, 17G) (48G) (41N, 31N) (25G) (30N) (25G, 33G, 22G, 41G) (0) (35N, 51G) (35N, 28G, 15G, 45N) (12G) (46N).

Opponents: (47N, 48N) (26N, 30G, 12G) (40G, 47N) (32G) (54N, 16G, 17G) (41G, 33N, 37G, 9B, 38G) (43G) (0) (46N, 23N, 10G) (41G, 33G, 35N) (46N, 39N) (49N, 49G, 41N) (42G) (12N).

Editors Note: Due to insufficient data, the starting line-ups from 1960-67 are incomplete.

1964 Coaching Staff: Art Spinney, Offensive Line, Carl Taseff, Defensive Backs, Chuck Weber, Defensive Line/Backfield.

AFL All-Stars (9): LB Tom Addison (4), DT Houston Antwine (2), LB Nick Buoniconti (2), WR/K Gino Cappelletti (3), DE Bob Dee (3), DE Larry Eisenhauer (3), RB Larry Garron (3), C Jon Morris (1), QB Babe Parilli (2).

PASSING	ATT	CMP	YARDS	CMP%	YDS/ATT	TD	TD%	INT	INT%	LG	SK/YDS	RATING
Parilli	473	228	3465	48.2	7.33	31	6.6	27	5.7	80t	27/279	70.8
Garron	2	0	0	0.0	0.0	0	0.0	0	0.0	0	0/0	39.6
Yewcic	1	1	2	100.0	2.0	0	0.0	0	0.0	2	0/0	79.2
Cappelletti	0	0	0	0.0	0.0	0	0.0	0	0.0	0	1/11	--
Patriots	476	229	3467	48.1	7.28	31	6.5	27	5.7	80t	29/301	70.6
Opponents	530	261	3645	49.2	6.88	23	4.3	31	5.8	80t	47/428	61.9



1965 FINAL STATISTICS (4-8-2)

Head Coach: Mike Holovak • Third in AFL East • Home Stadium: Fenway Park

DATE	W/L	SCORE	OPPONENT	ATTENDANCE
9/11	L	7-24	at Buffalo	45,502
9/19	L	10-31	at Houston	32,445
9/24	L	10-27	Denver	26,782
10/03	L	17-27	at Kansas City	26,773
10/08	L	10-24	Oakland	24,824
10/17	T	13-13	San Diego	20,924
10/24	L	21-30	at Oakland	20,858
10/31	W	22-6	at San Diego	33,366
11/07	L	7-23	Buffalo	24,415
11/14	L	20-30	N.Y. Jets	18,589
11/21	T	10-10	Kansas City	13,056
11/28	W	27-23	at N.Y. Jets	59,334
12/12	W	28-20	at Denver	27,207
12/18	W	42-14	Houston	14,508

Team Statistics

	PATS	OPP				
TOTAL FIRST DOWNS	214	232				
By Rushing	55	92				
By Passing	130	127				
By Penalty	29	13				
TOTAL NET YARDS	3624	4131				
Avg. per Game	258.9	295.1				
Total Offensive Plays	883	886				
Avg. per Play	4.1	4.7				
NET YARDS RUSHING	1117	1531				
Total Rushing Plays	373	425				
Avg. per Rush	3.0	3.6				
Avg. per Game	79.8	109.4				
NET YARDS PASSING	2507	2600				
Avg. per Game	179.1	185.7				
Sacks/Yards Lost	37/347	30/291				
Gross Yards Passing	2854	2891				
Att./Completions	473/193	431/206				
Completion Pct.	40.8	47.8				
Had Intercepted	29	21				
PUNTS/AVERAGE	82/40.1	78/42.1				
PENALTIES/YARDS	58/537	72/658				
FUMBLE/BALLS LOST	24/12	24/9				
TOUCHDOWNS	27	34				
Rushing	8	10				
Passing	19	17				
Returns	0	7				
Score by Periods	1 2 3 4 OT Total	1 2 3 4 OT Total				
Patriots	39	98	46	61	-	244
Opponents	60	87	62	93	-	302

SCORING	TD	Ru	Pa	Rt	PAT	FG	S	TP
Cappelletti	9	0	0	0	27/27	17/27	0	132
Nance	5	5	0	0	0	0	0	30
Burton	3	1	2	0	0	0	0	18
Colclough	3	0	3	0	0	0	0	18
Garrett	3	1	2	0	0	0	0	18
Romeo	2	0	2	0	0	0	0	12
Garron	2	1	1	0	0	0	0	12
Cunningham	0	0	0	0	0	1	2	0
Team	0	0	0	0	0	1	2	0
Patriots	27	8	19	0	27/27	17/27	2	244
Opponent	34	10	17	7	28/28	22/40	0	302

2-pt conv: Patriots 0-0; Opp. 2-6 (1-4 pass; 1-2 run)

RUSHING	NO	YDS	AVG	LG	TD	KICK RETURNS	NO	YDS	AVG	LG	TD
Nance	111	321	2.9	20	5	Cunningham	17	374	22.0	45	0
Garron	74	259	3.5	59	1	Garrett	12	232	19.3	25	0
Parilli	50	200	4.0	17	0	Burton	7	188	26.9	39	0
Garrett	42	147	3.5	26	1	Bellino	7	138	19.7	26	0
Burton	45	108	2.4	22	1	Garron	5	141	28.2	36	0
Bellino	24	49	2.0	10	0	Dukes	3	45	15.0	20	0
Johnson	19	29	1.5	9	0	Nance	3	40	13.3	19	0
Wilson	8	4	0.5	17	0	Johnson	2	29	14.5	16	0
Patriots	373	1117	3.0	59	8	Rudolph	1	4	4.0	4	0
Opponents	425	1531	3.6	63t	10	Canale	2	0	0.0	0	0
						Pyne	1	0	0.0	0	0

RECEIVING	NO	YDS	AVG	LG	TD	Patriots	NO	YDS	AVG	LG	TD
Colclough	40	677	16.9	41	3	Opponents	41	946	23.1	102t	1
Cappelletti	37	680	18.4	57t	9	Sacks: Eisenhauer 9.5, Antwine 3.5, Hunt 3.0, Buoniconti 2.0, Pyne 2.0, St. Jean 2.0, Addison 1.0, Hall 1.0, Dukes 0.5, Long 0.5, Team 2.0.					
Graham	25	316	12.6	33	0	FIELD GOALS	1-19	20-29	30-39	40-49	50+
Whalen	22	381	17.3	67	0	Cappelletti	5/5	4/7	7/11	0/2	1/2
Garron	15	222	14.8	52	1	Patriots	5/5	4/7	7/11	0/2	1/2
Romeo	15	203	13.5	36	2	Opponents	11/11	3/5	5/14	3/8	0/2
Nance	12	83	6.9	22	0	Cappelletti: (47n) (33G,38n,25b) (16G) (18G) (13G) (21G,26b,22G) (-) (36n,30G, 33G) (29n) (35n,30G,30G,42n) (17G) (33G,53G) (-) (36n,20G,50n,10G, 24G, 31G).					
Burton	10	127	12.7	73t	2	Opponents: (34n,36G,30b) (36n,36b, 45G) (30G,18G) (14G,48G,43n,51n,36n) (47n,39n, 38G,37n) (40G,42n,10G) (22G, 34n,19G,9G) (49n,42n) (28G,16G,32G) (16G,19G,14G) (50n,32G,37n) (25n,14G, 13G,26G)(27b) (-).					
Garrett	7	49	7.0	15	2	Editors Note: Due to insufficient data, the starting line-ups from 1960-67 are incomplete.					
Bellino	5	74	14.8	20	0	1965 Coaching Staff: Jesse Richardson, Defensive Line, Art Spinney, Offensive Line, Chuck W e b e r , Defensive Line/ Backfield.					
Johnson	4	29	7.3	23	0						
Yewcic	1	13	13.0	13	0						
Patriots	193	2854	14.8	73t	19						
Opponents	206	2891	14.0	85t	17						

INTERCEPTIONS	NO	YDS	AVG	LG	TD
Hall	3	35	11.7	29	0
Buoniconti	3	31	10.3	26	0
Shonta	2	46	23.0	27	0
Webb	2	45	22.5	45	0
Cunningham	2	16	8.0	10	0
Hennessey	2	14	7.0	14	0
Graves	2	0	0.0	0	0
Farmer	1	16	16.0	16	0
Addison	1	13	13.0	13	0
Dukes	1	10	10.0	10	0
O'Hanley	1	5	5.0	5	0
Antwine	1	2	2.0	2	0
Patriots	21	233	11.1	45	0
Opponents	29	365	12.6	38t	4

PUNTING	NO	YDS	AVG	LG	BLK
Yewcic	76	3094	40.7	70	2
Wilson	6	194	36.0	49	1
Patriots	82	3288	40.1	70	3
Opponents	78	3281	42.1	64	0

PUNT RETURNS	NO	FC	YDS	AVG	LG	TD
Burton	15	0	61	4.1	12	0
Cunningham	5	0	35	7.0	13	0
Hennessey	5	0	21	4.2	9	0
Garrett	1	0	19	19.0	19	0
Nance	1	0	16	16.0	16	0
Patriots	27	0	152	5.6	19	0
Opponents	33	0	232	7.0	41	0

AFL All-Stars (4): DT Houston Antwine (3), LB Nick Buoniconti (3), DE Bob Dee (4), C Jon Morris (2).

PASSING	ATT	CMP	YARDS	CMP%	YDS/ATT	TD	TD%	INT	INT%	LG	SK/YDS	RATING
Parilli	426	173	2597	40.6	6.10	18	4.2	26	6.1	73t	--/--	50.0
Wilson	46	20	257	43.5	5.59	1	2.2	3	6.5	30	--/--	41.7
Yewcic	1	0	0	0.0	0.00	0	0.0	0	0.0	0	--/--	39.6
Patriots	473	193	2854	40.8	6.03	19	4.0	29	6.1	73t	37/347	49.1
Opponents	431	206	2891	47.8	6.71	17	3.9	21	4.9	85t	30/291	62.7

Results



1966 FINAL STATISTICS (8-4-2)

Head Coach: Mike Holovak • Second in AFL East • Home Stadium: Fenway Park

DATE	W/L	SCORE	OPPONENT	ATTENDANCE
9/10	L	0-24	at San Diego	29,539
9/18	W	24-10	at Denver	25,337
9/25	L	24-43	Kansas City	22,641
10/02	T	24-24	N.Y. Jets	27,255
10/08	W	20-10	at Buffalo	45,542
10/23	W	35-17	San Diego	32,371
10/30	W	24-21	Oakland	26,941
11/06	L	10-17	Denver	18,154
11/13	W	27-21	Houston	23,426
11/20	T	27-27	at Kansas City	41,475
11/27	W	20-14	at Miami	22,754
12/04	W	14-3	Buffalo	39,350
12/11	W	38-14	at Houston	17,100
12/17	L	28-38	at N.Y. Jets	58,921

Team Statistics

	PATS	OPP
TOTAL FIRST DOWNS	243	243
By Rushing	100	68
By Passing	121	153
By Penalty	22	22
TOTAL NET YARDS	4536	4491
Avg. per Game	324.0	320.8
Total Offensive Plays	889	900
Avg. per Play	5.1	5.0
NET YARDS RUSHING	1963	1135
Total Rushing Plays	471	369
Avg. per Rush	4.2	3.1
Avg. per Game	140.2	81.1
NET YARDS PASSING	2573	3356
Avg. per Game	183.8	239.7
Sacked/Yards Lost	25/21	22/209
Gross Yards Passing	2784	3565
Att./Completions	393/186	509/247
Completion Pct.	47.3	48.5
Had Intercepted	21	22
PUNTS/AVERAGE	76/36.5	86/38.5
PENALTIES/YARDS	64/601	76/757
FUMBLES/BALLS LOST	25/13	30/15
TOUCHDOWNS	38	36
Rushing	17	7
Passing	20	26
Returns	1	3
Score by Periods	1 2 3 4 OT Total	1 2 3 4 OT Total
Patriots	58 111 89 57 -	315
Opponents	64 58 61 100 -	283

SCORING	TD	Ru	Pa	Rt	PAT	FG	S	TP
Cappelletti	6	0	6	0	35/36	16/32	0	119
Nance	11	11	0	0	0	0	0	66
Garron	9	4	5	0	0	0	0	54
Graham	4	0	4	0	0	0	0	24
Whalen	4	0	4	0	0	0	0	24
Cappadonna	1	1	0	0	0	0	0	8
Bellino	1	0	1	0	0	0	0	6
Hunt	1	0	0	1	0	0	0	6
Parilli	1	1	0	0	0	0	0	6
Romeo	0	0	0	0	0	0	0	2
Patriots	38	17	20	1	35/36	16/32	0	315
Opponents	36	7	26	3	34/36	11/26	0	283

2-pt conversions.: Cappadonna 1-1, Romeo 1-1.
Patriots 2-2; opp. 0-0.

RUSHING	NO	YDS	AVG	LG	TD
Nance	299	1458	4.9	65t	11
Garron	101	319	3.2	54	4
Cappadonna	22	88	4.0	13	1
Parilli	28	42	1.5	17	1
Huarte	7	40	5.7	13	0
Garrett	13	21	1.6	5	0
Yewcic	1	-5	-5.0	-5	0
Patriots	471	1963	4.2	65t	17
Opponents	369	1135	3.1	61	7

RECEIVING	NO	YDS	AVG	LG	TD
Graham	51	673	13.2	42	4
Cappelletti	43	676	15.7	63t	6
Garron	30	416	13.9	61t	5
Whalen	29	502	17.3	45	4
Colclough	16	284	17.8	32	0
Nance	8	103	12.9	45	0
Bellino	6	77	12.8	25t	1
Romeo	2	46	23.0	29	0
Garrett	1	7	7.0	7	0
Patriots	186	2784	15.0	63t	20
Opponents	247	3565	14.4	77t	26

INTERCEPTIONS	NO	YDS	AVG	LG	TD
Hall	6	159	26.5	87	0
Hennessey	6	99	16.5	33	0
Buoniconti	4	43	10.8	41	0
Felt	2	35	17.5	32	0
Shonta	1	9	9.0	9	0
Fraser	1	3	3.0	3	0
Graves	1	0	0.0	0	0
Webb	1	0	0.0	0	0
Patriots	22	348	15.8	87	0
Opponents	21	204	9.7	32t	2

PUNTING	NO	YDS	AVG	LG	BLK
Fraser	55	2044	37.2	68	2
Yewcic	21	732	34.9	49	1
Patriots	76	2776	36.5	68	3
Opponents	86	3312	38.5	60	1

PUNT RETURNS	NO	FC	YDS	AVG	LG	TD
Hennessey	7	0	39	5.6	11	0
Johnson	7	0	37	5.3	12	0
Purvis	5	0	43	8.6	18	0
Bellino	4	0	19	4.8	13	0
Graves	1	0	5	5.0	5	0
Patriots	24	0	143	6.0	18	0
Opponents	20	0	127	6.4	21	1

KICK RETURNS	NO	YDS	AVG	LG	TD
Bellino	18	410	22.8	43	0
Cunningham	17	371	21.8	39	0
Purvis	8	185	23.1	34	0
Cappadonna	3	46	15.3	17	0
Garron	2	49	24.5	29	0
Johnson, B.	2	45	22.5	23	0
Singer	1	27	27.0	27	0
Mangum	1	8	8.0	8	0
Colclough	1	2	2.0	2	0
Johnson	1	2	2.0	2	0
Patriots	54	1145	21.2	43	0
Opponents	46	988	21.5	62	0

Sacks: Hunt 9.0, Eisenhauer 4.5, Dee 2.5, Addison 2.0, Farmer 2.0, Antwine 1.5, Fraser 1.5, Team 1.0.

FIELD GOALS	1-9	20-29	30-39	40-49	50+
Cappelletti	6/6	1/4	6/9	3/11	0/2
Patriots	6/6	1/4	6/9	3/11	0/2
Opponents	6/6	1/5	2/7	2/7	0/1

Cappelletti: (45n) (24n,44G,14G,32G) (30G) (51n,17G) (10G,47n,31G,50n) (47n) (14G,45n) (34b,33G,31n,20n) (28G,44G,29n) (31G,19G) (47b,32G,49G,42n) (42n,41b) (13G,35n) (-).

Opponents: (10G,40n) (18G) (11G) (48n,38n,30n,17G) (33n,36n,37G,27n) (25n,43G) (45n,28n,52n) (36G,42n) (34n, 48n) (23G,40G,28n) (-) (11G) (-) (12G).

Editors Note: Due to insufficient data, the starting line-ups from 1960-67 are incomplete.

1966 Coaching Staff: Rommie Loudd, Linebackers, Jesse Richardson, Defensive Line, Art Spinney, Offensive Line, Chuck Weber, Defensive Line/Backfield.

AFL All-Stars (11): DT Houston Antwine (4), LB Nick Buoniconti (4), WR/K Gino Cappelletti (4), DE Larry Eisenhauer (4), DT Jim Lee Hunt (2), C Jon Morris (3), FB Jim Nance (1), T Tom Neville (1), QB Babe Parilli (3), DB Chuck Shonta (1), G Len St. Jean.

PASSING	ATT	CMP	YARDS	CMP%	YDS/ATT	TD	TD%	INT	INT%	LG	SK/YDS	RATING
Parilli	382	181	2721	47.4	7.12	20	5.2	20	5.2	63t	--/--	66.9
Huarte	11	5	63	45.5	5.73	0	0.0	1	9.0	17	--/--	25.9
Patriots	393	186	2784	47.3	7.08	20	5.1	21	5.3	63t	25/211	65.7
Opponents	509	247	3565	48.5	7.00	26	5.1	22	4.3	77t	22/209	70.7



1967 FINAL STATISTICS (3-10-1)

Head Coach: Mike Holovac • Fifth in AFL East • Home Stadium: Fenway Park

DATE	W/L	SCORE	OPPONENT	ATTENDANCE
9/03	L	21-26	at Denver	35,488
9/09	L	14-28	at San Diego	39,227
9/17	L	7-35	at Oakland	26,289
9/24	W	23-0	at Buffalo	45,748
10/08	T	31-31	at San Diego	23,620
10/15	W	41-10	Miami	23,955
10/22	L	14-48	Oakland	25,057
10/29	L	23-30	at N.Y. Jets	62,784
11/05	W	18-7	Houston	19,422
11/12	L	10-33	Kansas City	23,010
11/19	L	24-29	N.Y. Jets	26,790
11/26	L	6-27	at Houston	28,044
12/09	L	16-44	Buffalo	20,627
12/17	L	32-41	at Miami	25,969

Team Statistics

	PATS	OPP
TOTAL FIRST DOWNS	219	219
By Rushing	80	61
By Passing	120	138
By Penalty	19	20
TOTAL NET YARDS	4027	4206
Avg. per Game	287.6	300.4
Total Offensive Plays	870	871
Avg. per Play	4.6	4.8
NET YARDS RUSHING	1604	1350
Total Rushing Plays	391	417
Avg. per Rush	4.1	3.2
Avg. per Game	114.6	96.4
NET YARDS PASSING	2423	2856
Avg. per Game	173.1	204.0
Sacked/Yards Lost	45/361	31/267
Gross Yards Passing	2784	3123
Att./Completions	434/191	423/211
Completion Pct.	44.0	49.9
Had Intercepted	32	17
PUNTS/AVERAGE	65/40.5	73/41.9
PENALTIES/YARDS	59/520	70/722
FUMBLES/BALLS LOST	37/22	26/15
TOUCHDOWNS	33	48
Rushing	10	12
Passing	20	28
Returns	3	8

Score by Periods	1	2	3	4	OT	Total
Patriots	74	81	60	65	-	280
Opponents	76	139	66	108	-	389

SCORING	TD	Ru	Pa	Rt	PAT	FG	S	TP
Cappelletti	3	0	3	0	29/30	16/31	0	95
Nance	8	7	1	0	0	0	0	48
Garron	5	0	5	0	0	0	0	30
Whalen	5	0	5	0	0	0	0	30
Graham	4	0	4	0	0	0	0	24
Trull	3	3	0	0	0	0	0	18
Cappadona	1	0	1	0	0	0	0	6
Charles	1	0	0	1	0	0	0	6
Cunningham	1	0	0	1	0	0	0	6
Garrett	1	0	0	1	0	0	0	6
Leo	1	0	1	0	0	0	0	6
Buoniconti	0	0	0	0	0	1	2	2
Hunt	0	0	0	0	0	1	2	2
Canale	0	0	0	0	1/1	0/0	0	1
Patriots	33	10	20	3	30/31	16/31	2	280
Opponent	48	12	28	8	44/46	19/31	0	389

2-pt. Conversions: Patriots 0-2, Opp. 0-2.

RUSHING	No	Yds	Avg	Lg	TD
Nance	269	1216	4.5	53	7
Garron	46	163	3.5	20	0
Cappadona	28	100	3.6	11	0
Parilli	14	61	4.4	18	0
Trull	19	35	1.8	10	3
Bellino	6	15	2.5	10	0
Leo	1	7	7.0	7	0
Garrett	5	7	1.4	8	0
Huarte	2	5	2.5	4	0
Graham	1	-5	-5.0	-5	0
Patriots	391	1604	4.1	53	10
Opponents	417	1350	3.2	67	12

RECEIVING	NO	YDS	AVG	LG	TD
Graham	41	606	14.8	79t	4
Whalen	39	651	16.7	41t	5
Cappelletti	35	397	11.3	35	3
Garron	30	507	16.9	66	5
Nance	22	196	8.9	36	1
Colclough	14	263	18.8	52	0
Cappadona	6	104	17.3	42	1
Leo	1	25	25.0	25t	1
Nichols	1	19	19.0	19	0
Garrett	1	12	12.0	12	0
Romeo	1	4	4.0	4	0
Patriots	191	2784	14.6	79t	20
Opponents	211	3123	10.1	75t	28

INTERCEPTIONS	NO	YDS	AVG	LG	TD
Webb	4	91	22.8	41	0
Buoniconti	4	7	1.8	7	0
Shonta	3	57	19.0	28	0
Mitchell	3	9	3.0	9	0
Cunningham, J.	1	54	54.0	54	0
Charles	1	35	35.0	35t	0
Hall	1	4	4.0	4	0
Patriots	17	257	15.1	54t	2
Opponents	32	640	20.0	68t	7

PUNTING	NO	YDS	AVG	LG	BLK
Swanson	65	2632	40.5	62	0
Patriots	65	2632	40.5	62	0
Opponents	73	3062	41.9	60	1

PUNT RETURNS	NO	FC	YDS	AVG	LG	TD
Bellino	15	8	129	8.6	18	0
Cunningham, J.	17	5	105	6.2	44	0
Johnson	6	1	124	20.7	52	0
Leo	5	0	54	10.8	43	0
Patriots	43	14	412	9.6	52	0
Opponents	31	12	252	8.1	39	0

KICK RETURNS	NO	YDS	AVG	LG	TD
Cunningham	30	627	20.9	41	0
Bellino	18	357	19.8	32	0
Leo	11	232	21.1	31	0
Garrett	4	73	18.3	20	0
Garron	3	73	24.3	26	0
Cappadona	3	26	14.5	20	0
Singer	2	29	14.5	20	0
Ilg	1	10	10.0	10	0
Johnson	1	9	9.0	9	0
Patriots	73	1436	19.7	41	0
Opponents	45	946	21.0	51	0

Sacks: Antwine 6.0, Eisenhauer 6.0, Hunt 5.0, Dee 2.5, Buoniconti 1.0, Ilg 1.0, Satcher 1.0, Shonta 1.0, Philpott 0.5, Team 2.0.

FIELD GOALS	1-19	20-29	30-39	40-49	50+
Cappelletti	4/6	3/4	3/6	6/11	0/4
Patriots	4/6	3/4	3/6	6/11	0/4
Opponents	7/8	6/7	4/6	2/9	0/1

Cappelletti: (-) (38n) (-) (33G,23G,49n, 20n,44n,44n,45G) (37n,51n,41G) (36n, 17b) (-) (14G,42G,33G) (50n,40G,13b, 12G,18G) (47n,24G) (14G) (40G,50n, 51n,30G) (40n) (41G,20G).

Opponents: (20G,9G) (45n,50n,42n) (-) (49n,20n,39n) (32G,49n) (34G,35n) (12G, 24G) (41n,14G,21G,26G,15n) (-) (33G,36G) (40G,49n) (44G,47n,23G) (12G,11G,23G) (13G,13G).

Editors Note: Due to insufficient data, the starting line-ups from 1960-67 are incomplete.

1967 Coaching Staff: Rommie Loudd, Linebackers, Jesse Richardson, Defensive Line, Art Spinney, Offensive Line, Chuck Weber, Defensive Line/Backfield.

AFL All-Stars (7): DT Houston Antwine (5), LB Nick Buoniconti (5), RB Larry Garron (4), DT Jim Lee Hunt (3), C Jon Morrison (4), FB Jim Nance (2), T Don Oakes (1).

PASSING	ATT	CMP	YARDS	CMP%	YDS/ATT	TD	TD%	INT	INT%	LG	SK/YDS	RATING
Parilli	344	161	2317	46.8	6.74	19	5.5	24	7.0	79t	29/250	58.5
Trull	81	27	442	33.3	5.46	1	1.2	7	8.6	52	11/75	20.7
Huarte	9	3	25	33.3	2.78	0	0.0	1	11.1	15	5/36	2.8
Patriots	434	191	2784	44.0	6.41	20	4.6	32	7.4	79t	45/361	50.1
Opponents	423	211	3123	49.9	7.38	28	6.6	17	4.0	75t	31/267	79.7



1968 FINAL STATISTICS (4-10)

Head Coach: Mike Holovak • Fourth in AFL East • Home Stadium: Fenway Park

DATE	W/L	SCORE	OPPONENT	ATTENDANCE
9/08	W	16-7	at Buffalo	38,865
9/22	L	31-47	*N.Y. Jets	29,192
9/29	W	20-17	at Denver	37,024
10/06	L	10-41	at Oakland	44,253
10/13	L	0-16	Houston	32,502
10/20	W	23-6	Buffalo	21,082
10/27	L	14-48	at N.Y. Jets	62,351
11/03	L	14-35	Denver	18,304
11/10	L	17-27	San Diego	19,278
11/17	L	17-31	at Kansas City	48,271
11/24	L	10-34	Miami	18,305
12/01	W	33-14	Cincinnati	17,796
12/08	L	7-38	at Miami	24,242
12/15	L	17-45	at Houston	34,198

* at Birmingham, Ala.

Team Statistics

	PATS	OPP
--	------	-----

TOTAL FIRST DOWNS 181 237

By Rushing 69 86
By Passing 94 123
By Penalty 18 28

TOTAL NET YARDS 3127 4415

Avg. per Game 223.4 315.4
Total Offensive Plays 868 922
Avg. per Play 3.6 4.8

NET YARDS RUSHING 1362 1825

Total Rushing Plays 421 479
Avg. per Rush 3.2 3.8
Avg. per Game 97.3 130.4

NET YARDS PASSING 1765 2590

Avg. per Game 126.1 185.0
Sacked/Yards Lost 38/356 27/236
Gross Yards Passing 2121 2826
Att./Completions 409/160 416/200
Completion Pct. 39.1 48.1
Had Intercepted 33 23

PUNTS/AVERAGE 96/39.9 81/40.5

PENALTIES/YARDS 67/682 70/874

FUMBLES/BALLS LOST 28/20 37/17

TOUCHDOWNS 26 49

Rushing 8 22
Passing 16 20
Returns 2 7

Score by Periods

Patriots 45 57 65 62 - 229

Opponents 83 111 89 123 - 406

SCORING

	TD	Ru	Pa	Rt	PAT	FG	S	TP
Cappelletti	2	0	2	0	26/26	15/27	0	83
Whalen	7	0	7	0	0	0	0	42
Marsh	4	0	4	0	0	0	0	24
Nance	4	4	0	0	0	0	0	24
Gamble	2	1	1	0	0	0	0	12
Thomas	2	2	0	0	0	0	0	12
Garron	1	1	0	0	0	0	0	6
Graham	1	0	1	0	0	0	0	6
Philpott	1	0	0	1	0	0	0	6
Scarpitto	1	0	1	0	0	0	0	6
Witt	1	0	0	1	0	0	0	6
Satcher	0	0	0	0	0	1	2	6
Patriots	26	8	16	2	26/26	15/27	0	229
Opponents	49	22	20	7	49/49	21/31	0	406

2-Pt. Conversions: Patriots 0-0, Opp. 0-0.

RUSHING	NO	YDS	AVG	LG	TD
Nance	177	593	3.4	30t	4
Gamble	78	311	4.0	40t	1
Thomas	88	215	2.4	25	2
Garron	36	97	2.7	18	1
Sherman	25	80	3.2	17	0
Taliaferro	8	51	6.4	21	0
Marsh	4	8	2.0	11	0
Johnson	2	6	3.0	6	0
Cappelletti	1	2	2.0	2	0
Whalen	1	0	0.0	0	0
Corcoran	1	-1	-1.0	-1	0
Patriots	421	1362	3.2	40t	8
Opponents	479	1825	3.8	55t	22

RECEIVING	NO	YDS	AVG	LG	TD
Whalen	47	718	15.3	87t	7
Marsh	19	331	17.4	70t	4
Murphy	18	268	14.9	26	0
Graham	16	242	15.1	34	1
Nance	14	51	3.6	13	0
Cappelletti	13	182	14.0	30	2
Gamble	11	55	5.0	16	1
Thomas	10	85	8.5	32	0
Colclough	8	136	17.0	44	0
Scarpitto	2	49	24.5	33t	1
Garron	1	4	4.0	4	0
Canale	1	0	0.0	0	0
Patriots	160	2121	13.3	87t	16
Opponents	200	2826	14.1	90t	20

INTERCEPTIONS	NO	YDS	AVG	LG	TD
Mitchell	7	41	5.9	20	0
Philpott	4	31	7.8	17	0
Buoniconti	3	22	7.3	14	0
Johnson	2	33	16.5	19	0
McMahon	2	27	13.5	27	0
Charles	1	29	29.0	29	0
Cheyunski	1	21	21.0	21	0
Johnson	1	11	11.0	11	0
Witt	1	4	4.0	4t	1
Satcher	1	1	1.0	1	0
Patriots	23	220	9.6	29t	1
Opponents	33	510	15.5	94t	3

PUNTING	NO	YDS	AVG	LG	BLK
Swanson	62	2449	39.5	57	2
Scarpitto	34	1382	40.6	87	2
Patriots	96	3831	39.9	87	4
Opponents	81	3280	40.5	65	0

PUNT RETURNS	NO	FC	YDS	AVG	LG	TD
Porter	22	5	135	6.1	24	0
Johnson, B.	10	8	34	3.4	9	0
Leo	2	0	12	6.0	8	0
Graham	2	3	11	5.5	6	0
Johnson, D.	1	3	5	5.0	5	0
Patriots	37	19	197	5.3	24	0
Opponents	59	13	502	8.5	76t	1

KICK RETURNS	NO	YDS	AVG	LG	TD
Porter	36	812	22.6	61	0
Johnson, B.	22	442	20.1	36	0
Marsh	4	74	18.5	27	0
Johnson, D.	3	63	21.0	26	0
Long	2	20	10.0	11	0
Thomas	1	22	22.0	22	0
Graham	1	9	9.0	9	0
Cheyunski	1	0	0.0	0	0
Gamble	1	0	0.0	0	0
Patriots	71	1442	20.3	61	0
Opponents	40	901	22.5	63	0

Sacks: Antwine 7.5, Philpott 4.0, Byrd 3.5, Buoniconti 3.0, Witt 3.0, Hunt 1.5, Cheyunski 1.0, Toner 1.0, Eisenhauer 0.5, Team 2.0.

FIELD GOALS	1-19	20-29	30-39	40-49	50+
Cappelletti	4/4	6/7	4/6	1/8	0/2
Patriots	4/4	6/7	4/6	1/8	0/2
Opponents	7/8	7/8	4/5	3/8	0/2

Cappelletti: (10G,28G,30G) (31G) (50n, 22G, 42n,7G) (24G) (49n) (39G,50n,20G, 49n,16G) (-) (-) (25n,45n,35G) (29G,34b, 45n,35n) (15G,49n) (27G,42b) (-) (42G).

Opponents: (42n,47b) (30G,27G,27G, 48G) (27G,43n,24n) (19G,33G) (44G, 40b,13b, 15G,25G) (16G,11G) (12G, 23G) (-) (32G,33G) (40G,50n) (17G,22G) (-) (33n,25G) (54n,42n,16G).

Starters: Offense: WR Art Graham (6), Jim Colclough (4), Bill Murphy (4); LT Tom Funchess (12), Don Oakes (2); LG Justin Canale (13), Tom Funchess (1); C Jon Morris (14), RG Lennie St. Jean (13), Carl Singer (1); RT Tom Neville (13), D. Oakes (1); TE Jim Whalen (13), Bobby Nichols (1); WR Aaron Marsh (12), Gino Cappelletti (2); QB Mike Taliaferro (8), Tom Sherman (5), Jim Corcoran (1); RB R.C. Gamble (5), Jim Nance (5), Gene Thomas (3), Bill Murphy (1); FB J. Nance (7), R.C. Gamble (3), Larry Garron (2), G. Thomas (2).

Defense: LE Dennis Byrd (10), Jim Lee Hunt (4); LT J.L. Hunt (10), D. Byrd (4); RE Larry Eisenhauer (8), Mel Witt (6); RT Houston Antwine (14); LLB Ed Philpott (14); MLB Nick Buoniconti (9), Jim Cheyunski (4), Ray Igg (1); RLB Doug Satcher (13), Ed Kowitz (1); LCB Leroy Mitchell (13), Daryl Johnson (1); RCB D. Johnson (10), John Charles (1), Bill Johnson (1), Art McMahon (1), L. Mitchell (1); SS J. Charles (6), Don Webb (4), B. Johnson (3), A. McMahon (1); FS D. Webb (5), J. Charles (4), A. McMahon (3), B. Johnson (1), D. Johnson (1).

1968 Coaching Staff: Claude Gibson, Defensive Backfield, Jesse Richardson, Defensive Line, Art Spinney, Offensive Line, Tom Yewic, Offensive Backfield.

AFL All-Stars (5): DT Houston Antwine (6), WR/K Gino Cappelletti (5), CB Leroy Mitchell (1), C Jon Morris (5), T Tom Neville (2).

PASSING	ATT	CMP	YARDS	CMP%	YDS/ATT	TD	TD%	INT	INT%	LG	SK/YDS	RATING
Sherman	226	90	1199	39.8	5.31	12	5.3	16	7.1	87t	19/190	45.6
Taliaferro	176	67	889	38.1	5.05	4	2.3	15	8.5	70t	18/156	26.9
Corcoran	7	3	33	42.9	4.71	0	0.0	2	28.6	14	1/10	17.9
Patriots	409	160	2121	39.1	5.19	16	3.9	33	8.1	87t	38/356	35.7
Opponents	416	200	2826	48.1	6.79	20	4.8	23	5.5	90t	27/236	63.4



1969 FINAL STATISTICS (4-10)

Head Coach: Clive Rush • Tied Third in AFL East • Home Stadium: Alumni Stadium (Boston College)

DATE	W/L	SCORE	OPONENT	ATTENDANCE
9/14	L	7-35	at Denver	43,679
9/21	L	0-31	Kansas City	22,002
9/28	L	23-38	Oakland	19,069
10/05	L	14-23	N.Y. Jets	25,584
10/11	L	16-23	at Buffalo	46,201
10/19	L	10-13	San Diego	18,346
10/26	L	17-23	at N.Y. Jets	62,298
11/02	W	24-0	Houston	19,006
11/09	L	16-17	Miami	19,821
11/16	W	25-14	at Cincinnati	27,927
11/23	W	35-21	Buffalo	25,584
11/30	W	38-23	at Miami	32,121
12/07	L	18-28	at San Diego	33,146
12/14	L	23-27	at Houston	39,215

Team Statistics

	PATS	OPP
TOTAL FIRST DOWNS	166	278
By Rushing	64	142
By Passing	87	115
By Penalty	15	21
TOTAL NET YARDS	3419	4810
Avg. per Game	244.2	343.6
Total Offensive Plays	729	898
Avg. per Play	4.7	5.4
NET YARDS RUSHING	1489	2359
Total Rushing Plays	367	528
Avg. per Rush	4.1	4.5
Avg. per Game	106.4	168.5
NET YARDS PASSING	1930	2451
Avg. per Game	138.6	175.1
Sacked/Yards Lost	24/261	22/159
Gross Yards Passing	2191	2619
Att./Completions	338/162	348/203
Completion Pct.	47.9	58.3
Had Intercepted	18	20
PUNTS/AVERAGE	70/41.5	55/38.6
PENALTIES/YARDS	77/837	69/810
FUMBLES/BALLS LOST	15/10	33/14
TOUCHDOWNS	32	38
Rushing	11	18
Passing	19	18
Returns	2	2
Score by Periods	1 2 3 4 OT Total	
Patriots	88 63 24 91 - 266	
Opponents	78 82 92 64 - 316	

SCORING	TD	Ru	Pa	Rt	PAT	FG	S	TP
Cappelletti	0	0	0	0	26/27	14/34	0	68
Frazier	7	0	7	0	0	0	0	42
Garrett	7	5	2	0	0	0	0	42
Nance	6	6	0	0	0	0	0	36
Sellers	6	0	6	0	0	0	0	36
Rademacher	3	0	3	0	0	0	0	18
Johnson	1	0	0	1	0	0	0	8
Charles	1	0	0	1	0	0	0	6
Whalen	1	0	1	0	0	0	0	6
Jones	0	0	0	0	0	0	1	2
Hammond	0	0	0	0	0	0	0	2
Patriots	32	11	19	2	26/27	14/34	2	266
Opponents	38	18	18	2	37/38	17/28	0	316

2-Pt. Conversions: Hammond 1-1, Janik 0-1, Taliaferro 0-1, Patriots 1-3, Opp. 0-0.

RUSHING	NO	YDS	AVG	LG	TD
Nance	193	750	3.9	43	6
Garrett	137	691	5.0	80	5
Gamble	16	35	2.2	9	0
Blanks	7	30	4.3	12	0
Frazier	2	-1	-0.5	9	0
Taliaferro	12	-16	-1.3	2	0
Patriots	367	1489	4.1	80	11
Opponents	528	2359	4.5	72	18

RECEIVING	NO	YDS	AVG	LG	TD
Garrett	29	267	9.2	34	2
Nance	29	168	5.8	27	0
Sellers	27	705	26.1	77	6
Frazier	19	306	16.1	50	7
Rademacher	17	217	12.8	40	3
Whalen	16	235	14.7	47	1
Marsh	8	108	13.5	21	0
Gamble	7	74	10.6	20	0
Brown	6	69	11.5	15	0
Blanks	2	16	8.0	13	0
Cappelletti	1	21	21.0	21	0
Richardson	1	5	5.0	5	0
Patriots	162	2191	13.5	77	19
Opponents	203	2610	12.9	76	18

INTERCEPTIONS	NO	YDS	AVG	LG	TD
Carwell	4	114	28.5	38	0
Charles	4	46	11.5	25	1
Philpott	4	37	9.2	16	0
Webb	2	32	16.0	32	0
Johnson	2	23	11.5	23	0
Cheyunski	1	37	37.0	37	0
Bramlett	1	26	26.0	26	0
Janik	1	8	8.0	8	0
Schottenheimer	1	3	3.0	3	0
Patriots	20	326	16.3	38	1
Opponents	18	225	12.5	37	1

PUNTING	NO	YDS	AVG	LG	BLK
Janik	70	2903	41.5	56	0
Patriots	70	2903	41.5	56	0
Opponents	55	2123	38.6	56	0

PUNT RETURNS	NO	FC	YDS	AVG	LG	TD
Garrett	12	0	159	13.3	45	0
Carwell	5	0	43	8.6	13	0
Blanks	5	2	10	2.0	12	0
Janik	1	0	0	0.0	0	0
Gamble	0	1	0	0.0	0	0
Gladieux	0	3	0	0.0	0	0
Patriots	23	6	212	9.2	45	0
Opponents	19	21	114	6.0	64	0

KICK RETURNS NO YDS AVG LG TD
 Garrett 28 792 28.3 63 0
 Marsh 6 136 22.7 41 0
 Blanks 6 131 21.8 25 0
 Scott 6 43 7.2 14 0
 Gladieux 4 61 15.3 20 0
 Carwell 1 28 28.0 28 0
 Gamble 1 23 23.0 23 0
 Berger 1 20 20.0 20 0
 Schottenheimer 1 13 13.0 13 0

FIELD GOALS 1-19 20-29 30-39 40-49 50+
 Cappelletti 6/7 1/4 6/12 1/9 0/2
Patriots 6/7 1/4 6/12 1/9 0/2
Opponents 8/8 7/9 2/8 0/2 0/1

Cappelletti: (23n) (47n) (50n,16G) (-) (47n,32G,29n) (46n,18n,32G) (39G,49n) (30n,30G,41n) (22n,50n,17G) (11G,36G,43n,45n,43G,38n,33n) (49n,30n) (37n, 13G) (34n,34G) (10G,19G,27G).

Opponents: (35n) (16G) (25G,27n) (34n,16G,24G,13G) (24G,22G,22G) (12G,28G,28n) (38G,37n,32G,13G) (35n) (17G,41n,31n) (55n) (-) (22G) (-) (30n, 48n,13G,19G).

Starters: Offense: WR Charley Frazier (11), Bill Rademacher (3); LT Tom Funchess (14); LG Mike Montier (11), Charlie Long (3); C Jon Morris (14); RG Lennie St. Jean; RT Tom Neville (14); TE Jim Whalen (11), Barry Brown (2), C. Frazier (1); WR Ron Sellers (9), Aaron Marsh (4), B. Rademacher (1); QB Mike Taliaferro (14); RB Carl Garrett (5), Jim Nance (5), R.C. Gamble (4); FB J. Nance (9), C. Garrett (1), R.C. Gamble (1).

Defense: LE Karl Henke (7), Ray Jacobs (5), John Cagle (1), Mel Witt (1); LT Jim Lee Hunt (14); RE Larry Eisenhauer (13), Ron Berger (1); RE Houston Antwine (14); LLB Ed Philpott (14); MLB Jim Cheyynski (14); John Bramlett (12), Marty Schottenheimer (1), J.R. William (1); LCB Larry Carwell (13), John Outlaw (1); RCB Daryl Johnson (14); SS John Charles (11), Don Webb (2), Tom Janik (1); FS D. Webb (12), J. Charles (2).

1969 Coaching Staff: Bruce Beatty, Offensive Line, Bill Elias, Defensive Backfield, John Mazur, Offensive Backfield, John Meyer, Linebackers, Jesse Richardson, Defensive Line, Jerry Stoltz, Receivers.

AFL All-Stars (5): RB Carl Garrett (1), DT Jim Lee Hunt (4), C Jon Morris (6), WR Ron Sellers (1), QB Mike Taliaferro (1), S Don Webb (1).

PASSING	ATT	CMP	YARDS	CMP%	YDS/ATT	TD	TD%	INT	INT%	LG	SK/YDS	RATING
Taliaferro	331	160	2160	48.3	6.53	19	5.7	18	5.4	77	24/261	66.0
Hammond	6	2	31	33.3	5.17	0	0.0	0	0.0	18	0/0	51.4
Garrett	1	0	0	0.0	0.0	0	0.0	0	0.0	0	0/0	39.6
Patriots	338	162	2191	47.9	6.48	19	5.6	18	5.3	77	24/261	65.6
Opponents	348	173	2610	58.3	7.50	18	5.2	20	5.7	76	22/159	75.2



1970 FINAL STATISTICS (2-12)

Head Coaches: Clive Rush (1-6), John Mazur (1-6) • Fifth in AFC East • Home Stadium: Harvard Stadium

DATE	W/L	SCORE	OPPONENT	ATTENDANCE
9/20	W	27-14	Miami	32,607
9/27	L	21-31	N.Y. Jets	36,040
10/04	L	6-14	Baltimore	38,235
10/11	L	10-23	at Kansas City	50,698
10/18	L	0-16	N.Y. Giants	39,091
10/25	L	3-27	at Baltimore	60,240
11/01	L	10-45	Buffalo	31,148
11/08	L	0-31	at St. Louis	46,466
11/15	L	14-16	San Diego	30,597
11/22	L	3-17	at N.Y. Jets	61,822
11/29	W	14-10	at Buffalo	31,427
12/06	L	20-37	at Miami	51,032
12/13	L	14-35	Minnesota	37,819
12/20	L	7-45	at Cincinnati	60,157

Team Statistics

	PATS	OPP
TOTAL FIRST DOWNS	184	242
By Rushing	63	115
By Passing	98	105
By Penalty	23	22
TOTAL NET YARDS	2626	4261
Avg. per Game	187.6	304.4
Total Offensive Plays	788	865
Avg. per Play	3.4	4.9
NET YARDS RUSHING	1040	2074
Total Rushing Plays	334	503
Avg. per Rush	3.1	4.1
Avg. per Game	74.3	148.1
NET YARDS PASSING	1586	2187
Avg. per Game	113.3	156.2
Sacks/Yards Lost	42/389	28/243
Gross Yards Passing	1975	2430
Att./Completion Pct.	392/176	334/177
Completion Pct.	44.9	53.0
Had Intercepted	28	8
PUNTS/AVERAGE	86/39.1	63/43.8
PENALTIES/YARDS	88/849	101/1096
FUMBLES/BALLS LOST	18/13	33/17
TOUCHDOWNS	18	44
Rushing	11	20
Passing	7	19
Returns	0	5
Score by Periods	1 2 3 4 OT	TOTAL
Patriots	13 50 41 45 0	149
Opponents	92 131 55 83 0	361
SCORING	TD Ru Pa Rt PAT FG S TP	
Nance	7 7 0 0 0	0 42
Cappelletti	0 0 0 0 12/13	6/15 0 30
Garrett	4 4 0 0 0	0 24
Sellers	4 0 4 0 0	0 24
Turner	2 0 2 0 0	0 12
Gogolak	0 0 0 0 5/5	2/7 0 11
Knief	1 0 1 0 0	0 6
Patriots	18 11 7 0 17/18	8/22 0 149
Opponents	44 20 19 5 44/44	17/28 1 361

RUSHING	NO	YDS	AVG	LG	TD	
Nance	145	522	3.6	21	7	
Garrett	88	272	3.1	26	4	
Lawson	56	99	1.8	15	0	
Kapp	20	71	3.6	14	0	
Blanks	13	44	3.4	12	0	
Ray	5	13	2.6	4	0	
Taliaferro	3	11	3.7	6	0	
Gladieux	4	8	2.0	8	0	
Patriots	334	1040	3.1	26	11	
Opponents	503	2074	4.1	56	20	
RECEIVING	NO	YDS	AVG	LG	TD	
Sellers	38	550	14.5	48	4	
Turner	28	428	15.3	43	2	
Garrett	26	216	8.3	29	0	
Nance	26	148	5.7	16	0	
Brown	15	145	9.7	22	0	
Beer	11	150	13.6	25	0	
Lawson	11	113	10.3	19	0	
Frazier	9	86	9.6	16	0	
Blanks	5	49	9.8	18	0	
Rademacher	4	51	12.8	16	0	
Knief	3	39	13.0	22	1	
Patriots	176	1975	11.2	48	7	
Opponents	177	2430	13.7	60	19	
INTERCEPTIONS	NO	YDS	AVG	LG	TD	
Johnson	2	51	25.5	42	0	
McMahon	1	72	72.0	72	0	
Phillpott	1	23	23.0	23	0	
Scott	1	18	18.0	18	0	
Bramlett	1	16	16.0	16	0	
Webb	1	2	2.0	2	0	
Williamson	1	2	2.0	2	0	
Patriots	8	184	23.0	72	0	
Opponents	28	302	10.8	59	2	
PUNTING	NO	YDS	AVG	LG	BLK	
Janik	86	3364	39.1	57	1	
Patriots	86	3364	39.1	57	1	
Opponents	63	2758	43.8	67	0	
PUNT RETURNS	NO	FC	YDS	AVG	LG	TD
Garrett	17	0	168	9.9	62	0
Blanks	9	4	83	9.2	22	0
Carwell	3	0	48	16.0	45	0
Johnson	2	3	6	3.0	6	0
Lawson	1	1	0	0.0	0	0
Gladieux	0	1	0	0.0	0	0
Patriots	32	9	305	9.5	62	0
Opponents	42	16	303	7.2	54	0

Sacks: Berger 9.0, Antwine 6.0, Lassiter 3.5, Hunt 2.5, Bramlett 2.0, Cheynunski 1.5, Johnson 1.0, Phillipott 0.5, Team 2.0. Patriots 28.0, Opponent 42.0.

AFL All-Star (1): C Jon Morris (7).

KICK RETURNS	NO	YDS	AVG	LG	TD
Lawson	25	546	21.8	52	0
Garrett	24	511	21.3	30	0
Blanks	7	152	21.7	29	0
Carwell	1	30	30.0	30	0
Whittingham	1	24	24.0	24	0
Schottenheimer	1	8	8.0	8	0
Beer	1	4	4.0	4	0
Beverly	1	0	0.0	0	0
Brown	1	0	0.0	0	0
Patriots	62	1275	20.6	56	0
Opponents	41	841	20.5	96	2
FIELD GOALS	1-19	20-29	30-39	40-49	50+
Cappelletti	2/3	3/4	0/2	1/5	0/1
Gogolak	1/1	0/0	1/2	0/3	0/1
Patriots	3/4	3/4	1/4	1/8	0/2
Opponents	4/4	4/7	5/6	4/8	0/3

Cappelletti: (41G, 50n, 22G) (40n) (44n, 13G,23b,47n,25G) (25G) (14n) (-) (-) (-) (-) (35n,9G) (-) (49b,39b) (-) (-).

Gogolak: (-) (-) (-) (-) (-) (15G,40n,47n) (34n,32G) (48b) (-) (50n) (-) (-) (-) (-).

Opponents: (22n) (25G) (35n) (42G, 44G,50n,24G) (14G,18G,50n,22G) (12G, 48G) (20G,47n) (43G) (45n,25n,23n) (37G,50n,43n) (37G) (15G,39G,30G) (40n) (37G)

Starters: **Offense:** WR Bake Turner (13), Charley Frazier (1); LT Tom Funchess (7), Mike Montler (7); LG Gary Bugenhagen (6), M. Montler (5), T. Funchess (3); C Jon Morris (14); RG Lennie St. Jean (14); RT Tom Neville (13), Rex Mirich (1); TE Barry Brown (10), Tom Beer (4); WR Ron Sellers (13), Bill Rademacher (1); QB Joe Kapp (10), Mike Taliaferro (4); RB Carl Garrett (8), Jim Nance (5), Odell Lawson (1); FB J. Nance (8), C. Garrett (4), O. Lawson (1), Eddie Ray (1).

Defense: LE Mel Witt (6), Ike Lassiter (5), Dennis Wirgowski (2), T. Funchess (1); LT Jim Lee Hunt (13), R. Mirich (1); RT Ron Berger (12), D. Wirgowski (2); RE Houston Antwine (14); LLB Ed Phillipott (12), Mike Ballou (2); MLB Jim Cheynunski (11), Marty Schottenheimer (3); RLB John Bramlett (11), M. Ballou (2), M. Schottenheimer (1); LCB Larry Carwell (8), Randy Beverly (3), Clarence Scott (2), Art McMahon (1); RCB Daryl Johnson (12), L. Carwell (1), C. Scott (1); SS C. Scott (10), Don Webb (2), A. McMahon (1), D. Johnson (1); FS D. Webb (12), D. Johnson (1), C. Scott (1).

1970 Coaching Staff: Bruce Beatty, Offensive Line, Bill Elias, Defensive Backfield, John Mazur, Offensive Backfield, John Meyer, Linebackers, Jerry Richardson, Defensive Line, Jerry Stoltz, Receivers.

PASSING	ATT	CMP	YARDS	CMP%	YDS/ATT	TD	TD%	INT	INT%	LG	SK/YDS	RATING
Kapp	219	98	1104	44.7	5.04	3	1.4	17	7.8	48	27/231	32.6
Taliaferro	173	78	871	45.1	5.03	4	2.3	11	6.4	45	15/158	41.8
Patriots	392	176	1975	44.9	5.04	7	1.8	28	7.1	48	42/389	36.7
Opponents	334	177	2430	53.0	7.28	19	5.7	8	2.4	60	28/243	85.5



1971 FINAL STATISTICS (6-8)

Head Coach: John Mazur • Tied for Third in AFC East • Home Stadium: Schaefer Stadium

DATE	W/L	SCORE	OPPONENT	ATTENDANCE
9/19	W	20-6	Oakland	55,405
9/26	L	7-34	Detroit	61,054
10/03	L	3-23	Baltimore	61,232
10/10	W	20-0	N.Y. Jets	61,357
10/17	L	3-41	at Miami	58,822
10/24	L	21-44	at Dallas	65,708
10/31	L	10-27	at San Francisco	45,092
11/07	W	28-20	Houston	53,155
11/14	W	38-33	Buffalo	57,446
11/21	L	7-27	at Cleveland	65,238
11/28	L	20-27	at Buffalo	27,166
12/05	W	34-13	Miami	61,457
12/12	L	6-13	at N.Y. Jets	63,175
12/19	W	21-17	at Baltimore	57,942

RUSHING		NO	YDS	AVG	LG	TD	KICK RETURNS		NO	YDS	AVG	LG	TD
Garrett		181	784	4.3	38	1	Garrett	24	538	22.4	37	0	
Nance		129	463	3.6	50	5	Gardin	14	321	22.9	34	0	
Plunkett		45	210	4.7	16	0	Bryant	10	252	25.2	45	0	
Gladieux		37	175	4.7	31	0	Gladieux	6	85	14.2	20	0	
Maitland		13	25	1.9	6	1	Lawson	2	47	23.5	25	0	
Lawson		8	8	1.0	6	0	Rucker	2	45	22.5	21	0	
Bryant		4	1	0.3	1	0	Maitland	2	40	20.0	21	0	
Crabtree		2	11	5.5	18	0	Mallory	1	19	19.0	19	0	
Neville		0	-8	-	-8	0	Hagen	1	7	7.0	7	0	
Patriots		419	1669	4.0	50	7	Janik	1	0	0.0	0	0	
Opponents		481	1918	4.0	56	14	Webb	1	0	0.0	0	0	

RECEIVING		NO	YDS	AVG	LG	TD	FIELD GOALS					
Vataha		51	872	17.1	88	9	1-19	20-29	30-39	40-49	50+	
Garrett		22	265	12.0	80	1	Gogolak	1/1	1/3	6/7	3/7	1/3
Nance		18	95	5.3	12	0	Patriots	1/1	1/3	6/7	3/7	1/3
Sellers		14	222	15.9	49	3	Opponents	8/9	4/5	5/6	9/14	1/2
Bryant		14	212	15.1	48	1	Gogolak:	(46G,22G)	(-)	(34G,46B,46N)		
Beer		12	191	15.9	31	3	(36N,53N)	(51G)	(-)	(51n,48n,32G)	(25n)	(38G)
Moss		9	124	13.8	20	1	(20b)	(40G,17G)	(37G,35G)	(34G,47G)	(47b)	
Crabtree		9	120	13.3	31	1	Opponents:	(21n)	(23G,27G)	(42G)	(41G,50G)	(-)
Gardin		6	60	10.0	25	0	(35G,41G,40n)	(25G,41G,37n)	(17G,48G,17G,12G)	(34G,15n,31G)	(51n,48G,41G)	(26G,30G)
Rucker		2	24	12.0	19	0	(26G,30G)	(16G,42n,42G)	(12G,40n)			
Sykes		1	15	15.0	15	0						
Maitland		1	6	6.0	6	0						
Patriots		159	2206	13.9	88	19						
Opponents		170	2403	14.1	74	16						

INTERCEPTIONS		NO	YDS	AVG	LG	TD	PUNTING		NO	YDS	AVG	LG	BLK
Carwell		5	72	14.4	53	1	Janik	87	3249	37.3	58	0	
Kiner		4	25	6.3	14	0	Patriots	87	3249	37.3	58	0	
Outlaw		3	89	29.7	60	1	Opponents	66	2564	38.8	64	1	
Beverly		2	19	9.5	19	0							
Cheyunski		1	24	24.0	24	0							
Patriots		15	229	15.3	60	2							
Opponents		16	157	9.8	25	1							

PUNT RETURNS		NO	FC	YDS	AVG	LG	TD	PUNTING		NO	YDS	AVG	LG	BLK
Bryant		10	1	24	2.4	16	0	Janik	87	3249	37.3	58	0	
Garrett		8	2	124	15.5	50	0	Patriots	87	3249	37.3	58	0	
Harris		5	1	19	3.8	9	0	Opponents	66	2564	38.8	64	1	
Gladieux		4	8	0	0.0	0	0							
Gardin		4	5	14	3.5	5	0							
Patriots		31	17	181	5.8	50	0							
Opponents		36	31	279	7.8	68	1							

Team Statistics

TOTAL FIRST DOWNS 190 237

	PATS	OPP
By Rushing	85	106
By Passing	94	111
By Penalty	11	20

Third Down: Made/Att. 72/198 81/208
Third Down: Eff. 36.3 38.9

TOTAL NET YARDS 3556 4072

	PATS	OPP
Avg. per Game	254.0	290.9
Total Offensive Plays	786	856
Avg. per Play	4.5	4.8

NET YARDS RUSHING 1669 1918

	PATS	OPP
Total Rushing Plays	419	481
Avg. per Rush	4.0	4.0
Avg. per Game	119.2	137.0

NET YARDS PASSING 1887 2154

	PATS	OPP
Avg. per Game	134.8	153.9
Sacked/Yards Lost	36/319	25/249
Gross Yards Passing	2206	2403
Att./Completions	330/159	350/170
Completion Pct.	48.2	48.6
Had Intercepted	16	15

PUNTS/AVERAGE 87/37.3 66/38.8

PENALTIES/YARDS 67/657 60/559

FUMBLES/BALLS LOST 26/16 35/14

TOUCHDOWNS 29 35

	PATS	OPP
Rushing	7	14
Passing	19	16
Returns	3	5

Score by Periods 1 2 3 4 OT Total

Patriots 41 64 69 64 0 238

Opponents 82 105 54 84 0 325

SCORING Td Ru Pa Rt PAT FG S TP

Gogolak	0	0	0	0	28/28	12/21	0	64
Vataha	9	0	0	0	0	0	0	54
Nance	5	5	0	0	0	0	0	30
Beer	3	0	3	0	0	0	0	18
Sellers	3	0	3	0	0	0	0	18
Moss	2	0	1	1	0	0	0	12
Garrett	2	1	1	0	0	0	0	12
Bryant	1	0	1	0	0	0	0	6
Maitland	1	1	0	0	0	0	0	6
Carwell	1	0	0	1	0	0	0	6
Crabtree	1	0	1	0	0	0	0	6
Outlaw	1	0	0	1	0	0	0	6
Team	0	0	0	0	0/1	0	0	0
Patriots	29	7	19	3	28/29	12/21	0	238
Opponents	35	14	16	5	34/35	27/36	0	325

Sacks: Kiner 6.5, Adams 5.0, Lassiter 4.0, Berger 3.0, May 2.5, Weisacosky 2.0, Philpott 1.0, Rowe 1.0, Weisacosky 1.0. Patriots 26.0, Opponents 36.0.

FIELD GOALS 1-19 20-29 30-39 40-49 50+
Gogolak 1/1 1/3 6/7 3/7 1/3
Patriots 1/1 1/3 6/7 3/7 1/3
Opponents 8/9 4/5 5/6 9/14 1/2

Gogolak: (46G,22G) (-) (34G,46B,46N) (36N,53N) (51G) (-) (51n,48n,32G) (25n) (38G) (20b) (40G,17G) (37G,35G) (34G,47G) (47b).

Opponents: (21n) (23G,27G) (42G) (41G,50G) (-) (34G,46n,42G) (16G,17G, 45n,12G) (35G,41G,40n) (25G,41G,37n) (17G,48G,17G,12G) (34G,15n,31G) (51n,48G,41G) (26G,30G) (16G,42n,42G) (12G,40n).

Starters: Offense: WR Randy Vataha (13), Alfred Sykes (1); LT Mike Montler (14); LG Halvor Hagen (14); C Jon Morris (13), Bill Lenkaitis (1); RG Lennie St. Jean (13), B. Lenkaitis (1); RT Tom Neville (14); TE Tom Beer (8), Roland Moss (6); WR Ron Sellers (8), Eric Crabtree (4), Hubie Bryant (2); QB Jim Plunkett (14); RB Carl Garrett (14); FB Jim Nance (13), Odell Lawson (1).

Defense: LE Ike Lassiter (12), Art May (2); LT Dave Rowe (9), Ron Berger (5); RE Dennis Wirgowski (8), A. May (5), R. Berger (1); RT Julius Adams (11), Houston Antwine (3); LLB Ed Weisacosky (10), Ed Phillpott (4); MLB Jim Cheyunski (14); RLB Steve Kiner (14); LCB Larry Carwell (11), Randy Beverly (2), Perry Pruett (1); RCB John Outlaw (13), Rickie Harris (1); SS R. Harris (6), Clarence Scott (4), Don Webb (4); FS D. Webb (8), R. Harris (3), Tom Janik (2), J. Outlaw (1).

1971 Coaching Staff: Bruce Beatty, Offensive Line, Dick Evans, Defensive Line, Tom Fletcher, Defensive Backfield, John Meyer, Linebackers, Sam Rutigliano, Off. Backs/Receivers, Jerry Stoltz, Receivers.

Pro Bowl (0)

PASSING	ATT	CMP	YARDS	CMP%	YDS/ATT	TD	TD%	INT	INT%	LG	SK/YDS	RATING
Plunkett	328	158	2158	48.2	6.58	19	5.8	16	4.9	88t	36/319	68.6
Gladieux	2	1	48	50.0	24.0	0	0.0	0	0.0	48	0/0	95.8
Patriots	330	159	2206	48.2	6.68	19	5.8	16	4.8	88t	36/319	69.1
Opponents	350	170	2403	48.6	6.87	16	4.6	15	4.3	74t	25/249	68.5



1972 FINAL STATISTICS (3-11)

Head Coach: John Mazur (2-7), Phil Bengston (1-4) • Fifth in AFC East • Home Stadium: Schaefer Stadium

DATE	W/L	SCORE	OPPONENT	ATTENDANCE
9/17	L	7-31	Cincinnati	60,999
9/24	W	21-20	Atlanta	60,999
10/01	W	24-23	Washington	60,999
10/08	L	14-38	at Buffalo	41,749
10/15	L	13-41	N.Y. Jets	60,999
10/22	L	3-33	at Pittsburgh	46,081
10/29	L	10-34	at N.Y. Jets	62,867
11/06	L	17-24	Baltimore	60,999
11/12	L	0-52	at Miami	80,010
11/19	L	24-27	Buffalo	60,999
11/26	L	0-31	at Baltimore	54,907
12/03	L	21-37	Miami	60,999
12/10	W	17-10	at New Orleans	64,889
12/17	L	21-45	at Denver	51,656

Team Statistics

	PATS	OPP
TOTAL FIRST DOWNS	236	289
By Rushing	89	144
By Passing	126	124
By Penalty	24	21
Third Down: Md/Att.	66/188	96/192
Third Down: Eff.	35.1	50.0
TOTAL NET YARDS	3647	5248
Avg. per Game	260.5	374.9
Total Offensive Plays	840	888
Avg. per Play	4.3	5.9
NET YARDS RUSHING	1532	2717
Total Rushing Plays	386	548
Avg. per Rush	4.0	5.0
Avg. per Game	109.4	194.1
NET YARDS PASSING	2127	2522
Avg. per Game	151.9	180.1
Sacked/Yards Lost	44/452	15/101
Good Yards Passing	2579	2623
Att./Completions	412/198	325/174
Completion Pct.	48.1	53.5
Had Intercepted	28	10
PUNTS/AVERAGE	75/38.1	48/40.4
PENALTIES/YARDS	66/761	88/862
FUMBLES/BALLS LOST	26/10	22/12
TOUCHDOWNS	24	54
Rushing	13	27
Passing	10	24
Returns	1	3
Score by Periods	1 2 3 4 OT	Total
Patriots	20 55 44 73 0	192
Opponents	66 165 117 98 0	446

SCORING	TD	Ru	Pa	Rt	PAT	FG	S	TP
Garrett	5	5	0	0	0	0	30	0
Gogolak	0	0	0	0	9/9	6/8	0	27
Ashton	4	3	1	0	0	0	24	0
Walker	0	0	0	0	15/15	2/8	0	21
Dowling	3	3	0	0	0	0	18	0
Rucker	3	0	3	0	0	0	18	0
T. Reynolds	2	0	2	0	0	0	12	0
Tarver	2	1	1	0	0	0	12	0
Vataha	2	0	2	0	0	0	12	0
Carwell	1	0	0	1	0	0	6	0
Plunkett	1	1	0	0	0	0	6	0
Windsor	1	0	0	1	0	0	6	0
Patriots	24	13	10	1	24/24	8/16	0	192
Opponents	54	27	24	3	54/54	22/36	1	446

RUSHING	NO	YDS	AVG	LG	TD
Ashton	128	546	4.3	35	3
Garrett	131	488	3.7	41	5
Plunkett	36	230	6.4	21	1
Tarver	42	132	3.1	18	1
Gladieux	24	56	2.3	11	0
Maitland	13	33	2.5	6	0
Dowling	7	35	5.0	11	3
Rucker	3	5	1.7	8	0
Studstill	1	11	11.0	11	0
Windsor	1	-4	-4.0	-4	0
Patriots	386	1532	4.0	41t	13
Opponents	548	2717	5.0	47	27

RECEIVING	NO	YDS	AVG	LG	TD
Rucker	44	681	15.5	62	3
Windsor	33	383	11.6	24	1
Garrett	30	410	13.7	43	0
Vataha	25	369	14.8	44	2
Ashton	22	207	9.4	24	1
Gladieux	19	192	10.1	31	0
Tarver	11	112	10.2	22	1
T. Reynolds	8	152	19.0	36t	2
Maitland	4	33	8.3	9	0
Beer	2	40	20.0	21	0
Patriots	198	2579	13.0	62	10
Opponents	174	2623	15.1	62	24

INTERCEPTIONS	NO	YDS	AVG	LG	TD
Jackson	4	133	33.3	55	0
Harris	3	45	15.0	32	0
Hoey	1	25	25.0	25	0
Blanchard	1	20	20.0	20	0
Carwell	1	0	0.0	0	0
Patriots	10	223	22.3	55	0
Opponents	28	490	17.5	61	2

PUNTING	NO	YDS	AVG	LG	BLK
Studstill	75	2859	38.1	57	1
Patriots	75	2859	38.1	57	1
Opponents	48	1937	40.4	60	0

PUNT RETURNS	NO	FC	YDS	AVG	LG	TD
Garrett	6	0	36	6.0	27	0
Carwell	5	1	2	0.4	4	0
Harris	4	3	5	1.3	5	0
Gladieux	2	4	-6	-3.0	-6	0
Patriots	17	8	37	2.2	27	0
Opponents	34	24	366	10.8	59	1

KICK RETURNS	NO	YDS	AVG	LG	TD
Garrett	16	410	25.6	49	0
Ashton	15	309	20.6	31	0
Hoey	9	210	23.3	30	0
Rucker	8	227	28.4	43	0
Matthews	3	74	24.7	29	0
Maitland	3	48	16.0	19	0
Beer	1	15	15.0	15	0
Patriots	55	1293	23.5	49	0
Opponents	32	784	24.5	73	0

Sacks: Adams 4.0, Rowe 2.5, Harris 2.0, Wirgowski 2.0, Hagen 1.0, Weisacosky 1.0, White 1.0, Cash 1.0, Team 0.5. Patriots 15.0, Opponents 44.0.

FIELD GOALS 1-19 20-29 30-39 40-49 50+
Walker 0/0 0/0 2/4 0/3 0/1
Gogolak 1/1 2/3 2/2 1/1 0/1
Patriots 1/1 2/3 4/6 1/4 0/2
Opponents 6/8 3/4 10/13 3/8 0/3

Gogolak: (-) (-) (23G,42n) (-) (36G,25G, 50b) (16G) (20G) (36G) (-) (-) (-) (-) (-).

Walker: (-) (-) (-) (-) (-) (-) (-) (-) (-) (48b) (39n,36G) (48b) (40n,51n) (30n,36G) (-).

Opponents: (38G,51b) (38G,21G,32b, 10n) (27n,50n) (11G) (37G,37G) (19G, 22G, 35G,33G,32n) (21G,39n,31G) (9G, 52n,18n) (16G,49n,48b) (44G,45G) (40G,45n) (36G,10G,18G) (40n,30G,45n) (35G).

Starters: Offense: WR Randy Vataha (14); LT Bob Reynolds (10), Mike Montier (4); LG M. Montier (10), Bill Lenkaitis (3), Sam Adams (1); C Jon Morris (13), B. Lenkaitis (1); RG Lennie St. Jean (14); RT Tommy Neville (14); TE Bob Windsor (14); WR Reggie Rucker (14); QB Jim Plunkett (14); RB Carl Garrett (5), Josh Ashton (4), Bob Gladieux (3), John Tarver (2); FB J. Ashton (8), B. Gladieux (3), C. Garrett (2), John Tarver (1).

Defense: LE Julius Adams (6), Jim White (6), Ron Berger (2); LT Dave Rowe (9), J. Adams (5); RE Dennis Wirgowski (13), R. Berger (1); RT Rick Cash (13), D. Wirgowski (1); LLB Ed Weisacosky (13), Dick Blanchard (1); MLB Jim Cheyunksi (11), Ralph Cindrich (3); RLB Ron Acks (13), Roin Kadziel (1); LCB Larry Carwell (14); RCB John Outlaw (5), Ron Bolton (4), George Hoey (3), Honor Jackson (2); SS H. Jackson (6), Clarence Scott (6), Rickie Harris (1), G. Hoey (1); FS R. Harris (10), G. Hoey (2), H. Jackson (2).

1972 Coaching Staff: Bruce Beatty, Offensive Line, Dick Evans, Defensive Line, Tom Fletcher, Defensive Backfield, John Meyer, Linebackers, Burnie Miller, Special Teams, Sam Rutigliano, Off. Backs/Receivers, Jerry Stoltz, Receivers.

Pro Bowl (0)

PASSING	ATT	CMP	YARDS	CMP%	YDS/ATT	TD	TD%	INT	INT%	LG	SK/YDS	RATING
Plunkett	355	169	2196	47.6	6.19	8	2.3	25	7.0	62	39/385	45.7
Dowling	54	29	383	53.7	7.09	2	3.7	1	1.9	42	4/63	81.0
Garrett	1	0	0	0.0	0.0	0	0.0	1	100.0	0	1/4	0.0
Gladieux	1	0	0	0.0	0.0	0	0.0	1	100.0	0	0/0	0.0
Studstill	1	0	0	0.0	0.0	0	0.0	0	0.0	0	0/0	39.6
Patriots	412	198	2579	48.1	6.26	10	2.4	28	6.8	62	44/452	48.0
Opponents	326	175	2634	53.7	8.08	23	7.1	10	3.1	62	15/101	91.2



1973 FINAL STATISTICS (5-9)

Head Coach: Chuck Fairbanks • Third in AFC East • Home Stadium: Schaefer Stadium

DATE	W/L	SCORE	OPPONENT	ATTENDANCE
9/16	L	13-31	Buffalo	56,114
9/23	L	7-10	Kansas City	57,918
9/30	L	23-44	at Miami	80,047
10/07	W	24-16	Baltimore	57,044
10/14	L	7-9	N.Y. Jets	58,659
10/21	W	13-10	at Chicago	55,701
10/28	L	14-30	Miami	61,279
11/04	L	23-24	at Philadelphia	65,070
11/11	L	13-33	at N.Y. Jets	60,737
11/18	W	33-24	Green Bay	61,279
11/25	W	32-0	at Houston	27,344
12/02	W	30-14	San Diego	58,150
12/09	L	13-37	at Buffalo	75,841
12/16	L	13-18	at Baltimore	52,065

RUSHING	NO	YDS	AVG	LG	TD
Cunningham	155	516	3.3	25	4
Tarver	72	321	4.5	28	4
Ashton	93	305	3.3	34	0
Plunkett	44	209	4.8	20	5
Herron	61	200	3.3	17	2
Stingley	6	64	10.7	19	0
McCall	10	15	1.5	14	0
B. Adams	2	7	3.5	4	0
Gipson	5	-1	-0.2	4	0
Rucker	2	-1	-0.5	0	0
Welch	1	-2	-2.0	-2	0
Windsor	1	-6	-6.0	-6	0
Vataha	2	-15	-7.5	-11	0
Patriots	454	1612	3.6	34	15
Opponents	560	2850	5.1	80t	16

KICK RETURNS	NO	YDS	AVG	LG	TD
Herron	41	1092	26.6	92t	1
Stingley	6	143	23.8	29	0
Rucker	5	103	20.6	43	0
McCall	2	17	8.5	17	0
Tarver	1	17	17.0	17	0
Windsor	1	0	0.0	0	0
Hannah	1	0	0.0	0	0
Patriots	57	1372	24.1	92t	1
Opponents	40	963	24.1	90t	1

Sacks: Adams 8.0, Hamilton 5.5, Moore 4.0, Cash 3.0, Rowe 2.5, Acks 1.5, Forster 1.0, Kiner 1.0, Lunford 1.0, Smith 1.0, Bolton 0.5, Chandler 0.5, King 0.5, Tanner 0.5, Team 2.0. Patriots 32.0, Opponents 37.0.

Team Statistics

	PATS	OPP
TOTAL FIRST DOWNS	237	215
By Rushing	97	142
By Passing	122	67
By Penalty	18	6
Third Down: Md/Att.	73/192	69/185
Third Down: Eff.	38.0	37.3
TOTAL NET YARDS	3843	4188
Avg. per Game	274.5	299.1
Total Offensive Plays	871	832
Avg. per Play	4.4	5.0
NET YARDS RUSHING	1612	2850
Total Rushing Plays	454	560
Avg. per Rush	3.6	5.1
Avg. per Game	115.1	203.6
NET YARDS PASSING	2231	1338
Avg. per Game	159.4	95.6
Sacked/Yards Lost	37/350	32/262
Gross Yards Passing	2581	1600
Att./Completions	380/195	240/134
Completion Pct.	51.3	55.8
Had Interceded	17	13
PUNTS/AVERAGE	61/37.7	62/40.5
PENALTIES/YARDS	50/550	77/693
FUMBLES/BALLS LOST	51/25	27/18
TOUCHDOWNS	31	32
Rushing	15	16
Passing	13	11
Returns	3	5
Score by Periods	1 2 3 4 OT Total	
Patriots	48 69 74 67 0 258	
Opponents	57 86 77 80 0 300	

RECEIVING	NO	YDS	AVG	LG	TD
Rucker	53	743	14.0	64	3
Windsor	23	348	15.1	36	4
Stingley	23	339	14.7	25	2
Vataha	20	341	17.1	48	2
Herron	18	265	14.7	29	1
Cunningham	15	144	9.6	34	1
B. Adams	14	197	14.1	30	0
Ashton	11	113	10.3	51	0
Tarver	9	51	5.7	13	0
Welch	6	22	3.7	8	0
McCall	3	18	6.0	14	0
Patriots	195	2581	13.2	64	13
Opponents	134	1600	11.9	50	11

INTERCEPTIONS	NO	YDS	AVG	LG	TD
Bolton	6	65	10.8	56	0
Durko	3	26	8.7	16	0
Anderson	2	3	1.5	3	0
Acks	1	11	11.0	11	0
Jackson	1	0	0.0	0	0
Patriots	13	105	8.1	56	0
Opponents	17	285	16.8	47	1

PUNTING	NO	YDS	AVG	LG	BLK
Barnes	55	2134	38.8	53	0
White	6	163	27.1	51	0
Patriots	61	2297	37.7	53	0
Opponents	62	2509	40.5	58	1

PUNT RETURNS	NO	FC	YDS	AVG	LG	TD
Herron	27	8	282	10.4	54	0
Stingley	3	2	21	7.0	16	0
Durko	3	2	21	7.0	15	0
Patriots	33	12	324	9.8	54	0
Opponents	29	23	154	5.3	27	0

SCORING	TD	Ru	Pa	Rt	PAT	FG	S	TP
White	0	0	0	0	21/25	14/25	0	63
Plunkett	5	5	0	0	0	0	0	30
Cunningham	5	4	1	0	0	0	0	30
Herron	4	2	1	0	0	0	0	24
Tarver	4	4	0	0	0	0	0	24
Windsor	4	0	4	0	0	0	0	24
Rucker	3	0	3	0	0	0	0	18
Vataha	3	0	2	1	0	0	0	18
Stingley	2	0	2	0	0	0	0	12
Bell	0	0	0	0	4/5	1/4	0	7
Foster	1	0	0	1	0	0	0	6
Kiner	0	0	0	0	0	1	0	2
Team	0	0	0	0	0/1	0	0	0
Patriots	31	15	13	3	25/31	15/29	1	258
Opponents	32	16	11	5	30/32	26/32	0	300

FIELD GOALS	1-19	20-29	30-39	40-49	50+
White	6/8	2/3	3/5	3/7	0/2
Bell	0/0	0/0	1/3	0/0	0/1
Patriots	6/8	2/3	4/8	3/7	0/3
Opponents	3/3	6/7	12/14	5/8	0/0

Bell: (53n) (30n) (33b,36g);
White: (40g,18b) (34n) (32g,11g,43n) (-) (49n, 33g,43n,18n,47b) (-) (19g,21g,26g,18g) (48g,26n,51n,36g,46g) (11g) (14g, 12g) (52n,36n).
Opponents: (44n,48g) (33g,33n,39b) (40g,36g,40g) (38g,27g,38g) (40g, 39g,22g) (30g) (25g,38g,23g) (12g) (44g,22g,28g,39g) (33g,20n) (43b) (47b) (34g,34g,19g) (16g,32g).

Starters: Offense: WR Reggie Rucker (8), Darryl Stingley (6); LT Sam Adams (5), Leon Gray (5), Bob Reynolds (4); LG John Hannah (14); C Bill Lenkaitis (12); Jon Morris (2); RG Lennie St. Jean (14); RT Tom Neville (9), L. Gray (3), S. Adams (2); TE Bob Windsor (9), Bob Adams (5); WR R. Rucker (6), D. Stingley (4), Randy Vataha (4); QB Jim Plunkett (14); RB Josh Ashton (8), John Tarver (3), Sam Cunningham (1), Mack Herron (1), Bob McCall (1); FB S. Cunningham (9), J. Tarver (4), Claxton Welch (1).

Defense: LE Ray Hamilton (14); NT Dave Rowe (14); RE Rick Cash (14); RT Julius Adams (14); LLB Steve Kiner (14); MLB Edgar Chandler (11), Brian Stenger (2), Will Foster (1); RLB Ron Acks (14); LCB George Hoey (12), Donald Martin (2); RCB Ron Bolton (14); SS Sandy Durko (14), FS Ralph Anderson (10), Honor Jackson (3), Dave Mason (1).

1973 Coaching Staff: Hank Bullough, Defensive Line, Ron Erhardt, Offensive Backfield, Red Miller, Offensive Line, Bill Nelsen, Quarterbacks, Sam Rutigliano, Off. Backs/Receivers, Charlie Sumner, Linebackers/Secondary, Jim Valek, Special Teams, Larry Weaver, Defensive Backfield.

Pro Bowl (0)

PASSING	ATT	CMP	YARDS	CMP%	YDS/ATT	TD	TD%	INT	INT%	LG	SK/YDS	RATING
Plunkett	376	193	2550	51.3	6.78	13	3.5	17	4.5	64	37/350	65.8
Shiner	4	2	31	50.0	7.75	0	0.0	0	0.0	23	0/0	76.0
Patriots	380	195	2581	51.3	6.79	13	3.4	17	4.5	64	37/350	65.9
Opponents	240	134	1600	55.8	6.67	11	4.6	13	5.4	50	32/262	69.1

Results

1974 FINAL STATISTICS (7-7)

Head Coach: Chuck Fairbanks • Tied Third in AFC East • Home Stadium: Schaefer Stadium

DATE	W/L	SCORE	OPPONENT	ATTENDANCE
9/15	W	34-24	Miami	55,006
9/22	W	28-20	at N.Y. Giants	49,267
9/29	W	20-14	L.A. Rams	61,279
10/06	W	42-3	Baltimore	59,502
10/13	W	24-0	at N.Y. Jets	61,400
10/20	L	28-30	at Buffalo	80,020
10/27	W	17-14	at Minnesota	48,497
11/03	L	28-29	Buffalo	61,279
11/10	L	14-21	Cleveland	61,279
11/17	L	16-21	N.Y. Jets	61,279
11/24	W	27-17	at Baltimore	38,971
12/01	L	26-41	at Oakland	54,020
12/08	L	17-21	Pittsburgh	61,279
12/15	L	27-34	at Miami	79,420

Team Statistics

	PATS	OPP
TOTAL FIRST DOWNS	255	240
By Rushing	123	100
By Passing	113	129
By Penalty	19	11
Third Down: Md/Att.	96/202	73/192
Third Down: Eff.	47.5	38.0
TOTAL NET YARDS	4474	4067
Avg. per Game	319.6	290.5
Total Offensive Plays	900	879
Avg. per Play	5.0	4.6
NET YARDS RUSHING	2134	1587
Total Rushing Plays	520	467
Avg. per Rush	4.1	3.4
Avg. per Game	152.4	113.4
NET YARDS PASSING	2340	2480
Avg. per Game	167.1	177.1
Sacked/Yards Lost	21/174	38/294
Gross Yards Passing	2514	2774
Att./Completions	359/177	374/210
Completion Pct.	49.3	56.1
Had Intercepted	23	24
PUNTS/AVERAGE	71/36.2	75/38.4
PENALTIES/YARDS	87/843	76/642
FUMBLES/BALLS LOST	26/15	29/14
TOUCHDOWNS	43	37
Rushing	21	16
Passing	19	17
Returns	3	4
Score by Periods	1 2 3 4 OT	Total
Patriots	86 116 64 82 0	348
Opponents	68 92 49 80 0	289

SCORING	TD	Ru	Pa	Rt	PAT	FG	S	TP
Smith	0	0	0	0	42/43	16/22	0	90
Herron	12	7	5	0	0	0	0	72
Cunningham	11	9	2	0	0	0	0	66
Rucker	4	0	4	0	0	0	0	24
Vataha	3	0	3	0	0	0	0	18
Plunkett	2	2	0	0	0	0	0	12
Stingley	2	1	1	0	0	0	0	12
Tarver	2	2	0	0	0	0	0	12
Geddes	1	0	0	1	0	0	0	6
Hannah	1	0	0	1	0	0	0	6
Marshall	1	0	1	0	0	0	0	6
Sanders	1	0	0	1	0	0	0	6
Schubert	1	0	1	0	0	0	0	6
Tanner	1	0	1	0	0	0	0	6
Windsor	1	0	1	0	0	0	0	6
Patriots	43	21	19	3	42/43	16/22	0	348
Opponents	37	16	17	4	32/37	11/18	1	289

PASSING	ATT	CMP	YARDS	CMP%	YDS/ATT	TD	TD%	INT	INT%	LG	SK/YDS	RATING
Plunkett	352	173	2457	49.1	6.98	19	5.4	22	6.3	69t	21/174	64.1
Shiner	6	3	37	50.0	6.17	0	0.0	1	16.7	18	0/0	29.9
Graff	1	1	20	100.0	20.0	0	0.0	0	0.0	20	0/0	118.8
Patriots	359	177	2514	49.3	7.00	19	5.3	23	6.4	69t	21/174	63.3
Opponents	374	210	2774	56.1	7.42	17	4.5	24	6.4	67t	38/294	68.2

RUSHING	NO	YDS	AVG	LG	TD
Herron	231	824	3.6	28	7
Cunningham	166	811	4.9	75t	9
Plunkett	30	161	5.4	37	2
Tarver	41	101	2.5	18	2
Ashton	26	99	3.8	22	0
Stingley	5	63	12.6	23t	1
Wilson	15	57	3.8	12	0
Vataha	3	21	7.0	24	0
Hinton	1	1	1.0	1	0
Johnson	2	-4	-2.0	-2	0
Patriots	520	2134	4.1	75t	21
Opponents	467	1587	3.4	34	16

RECEIVING	NO	YDS	AVG	LG	TD
Herron	38	474	12.5	18	5
Rucker	27	436	16.1	69t	4
Vataha	25	561	22.4	59t	3
Cunningham	22	214	9.7	37	2
Adams, B.	17	244	14.4	24	2
Windsor	12	127	10.6	20	1
Stingley	10	139	13.9	20t	1
Tarver	9	37	4.1	12	0
Johnson	8	147	18.4	34	0
Wilson	3	38	12.7	23	0
Hinton	2	36	18.0	20	0
Tanner	2	23	11.5	21	1
Schubert	1	21	21.0	21t	1
Marshall	1	17	17.0	17t	1
Patriots	177	2514	14.2	69t	19
Opponents	210	2774	13.2	67t	17

INTERCEPTIONS	NO	YDS	AVG	LG	TD
Bolton	7	18	2.6	10	0
Sanders	5	57	11.4	23t	1
Hunt	3	66	22.0	27	0
McCray	3	61	20.3	33	0
Mildren	3	51	17.0	41	0
Geddes	2	32	16.0	29t	1
King	1	9	9.0	9	0
Patriots	24	294	12.3	41	2
Opponents	23	331	14.4	72t	2

PUNTING	NO	YDS	AVG	LG	BLK
Barnes	45	1604	35.6	50	0
Chapple	26	967	37.2	57	0
Patriots	71	2571	36.2	57	0
Opponents	75	2882	38.4	59	0

PUNT RETURNS	NO	FC	YDS	AVG	LG	TD
Herron	35	4	517	14.8	66	0
Schubert	3	2	15	5.0	11	0
Durko	1	1	1	1.0	1	0
Hinton	1	0	0	0.0	0	0
Johnson	0	3	0	0.0	0	0
Sanders	0	1	0	0.0	0	0
Patriots	40	11	533	13.3	66	0
Opponents	41	5	314	7.7	42	0

KICK RETURNS	NO	YDS	AVG	LG	TD
Herron	28	629	18.0	62	0
Johnson	15	303	20.2	41	0
Schubert	5	112	22.4	32	0
Hinton	3	83	27.7	53	0
Wilson	2	33	16.5	18	0
Tanner	2	17	8.5	17	0
Hunt	1	21	21.0	21	0
Durko	1	0	0.0	0	0
Smith, D.	1	0	0.0	0	0
Patriots	58	1198	20.7	62	0
Opponents	64	1678	26.2	88t	1

Sacks: Adams 8.0, Hamilton 5.0, Lunsford 5.0, McGee 4.5, Webster 4.5, King 3.5, Smith 3.0, Moore 2.0, Hunt 1.5, Nelson 1.0, Carter 0.5. Patriots 38.0, Opponents 21.0.

FIELD GOALS	1-9	20-29	30-39	40-49	50+
Smith	0/0	6/7	8/10	2/5	0/0
Patriots	0/0	6/7	8/10	2/5	0/0
Opponents	0/0	5/5	2/4	4/9	0/0

Smith: (21G,21N,26G) (30N) (39G,23G) (-) (37G) (-) (37G) (47N,46B) (-) (32G, 34N,44G,35G) (33G,28G) (22G,35G) (20G,44N) (46G,34G).

Opponents: (33G) (-) (41B) (31N,27G) (-) (35G) (43N,34N) (45G,20G,46N,47G) (-) (-) (48N,25G) (-) (40G,27G,47N) (28G,40G).

Starters: Offense: WR Reggie Rucker (9), Andy Johnson (3), Eddie Hinton (1), Darryl Stingley (1); LT Leon Gray (14); LG John Hannah (14); C Bill Lenkaitis (14); RG Sam Adams (13), Bill DuLac (1); RT Tom Neville (14); TE Bob Adams (7), Bob Windsor (7); WR Randy Vataha (9), Steve Schubert (3), R. Rucker (1), D. Stingley (1); QB Jim Plunkett (14); RB Mack Herron (14); Sam Cunningham (10), Josh Tarver (4).

Defense: LE Mel Lunsford (7), Julius Adams (5), Ray Hamilton (1), Tony McGee (1); NT/LT R. Hamilton (13), M. Lunsford (1); RE/RT J. Adams (6), George Webster (5), M. Lunsford (2), J. Tanner (1); LOLB/RE G. Webster (7), M. Lunsford (3), J. Adams (3), J. Tanner (1); LILB/LLB Steve Nelson (9), Bob Geddes (5); RILB Sam Hunt (14); ROLB Steve King (14); LCB John Sanders (10), Willie Osley (3), Ron Bolton (1); RCB R. Bolton (13), W. Osley (1); SS Jack Mildren (9), Sandy Durko (4), Prentice McCray (1); FS P. McCray (13), J. Mildren (1).

1974 Coaching Staff: Hank Bullough, Defensive Line, Ron Erhardt, Offensive Backfield, Red Miller, Offensive Line, Bill Nelsen, Quarterbacks, Ray Perkins, Receivers, Charlie Sumner, Linebackers/Secondary, Jim Valek, Special Teams, Larry Weaver, Defensive Backfield.

Pro Bowl (0)



1975 FINAL STATISTICS (3-11)

Head Coach: Chuck Fairbanks • Tied for Fourth in AFC East • Home Stadium: Schaefer Stadium

DATE	W/L	SCORE	OPPONENT	ATTENDANCE
9/21	L	0-7	Houston	54,212
9/28	L	14-22	Miami	61,279
10/05	L	7-36	at N.Y. Jets	61,415
10/12	L	10-27	at Cincinnati	55,856
10/19	W	21-10	Baltimore	56,844
10/26	W	24-16	San Francisco	60,691
11/02	L	17-24	at St. Louis	47,263
11/09	W	33-19	at San Diego	26,090
11/16	L	31-34	Dallas	61,279
11/23	L	31-45	at Buffalo	69,207
12/01	L	7-20	at Miami	68,480
12/07	L	28-30	N.Y. Jets	57,539
12/14	L	14-34	Buffalo	59,646
12/21	L	21-34	at Baltimore	50,801

RUSHING	NO	YDS	AVG	LG	TD	KICK RETURNS	NO	YDS	AVG	LG	TD
Cunningham	169	666	3.9	17	6	Carter	32	879	27.5	99t	1
Johnson	117	488	4.2	66t	3	McQuay	15	252	16.8	34	0
Herron	61	274	4.5	53	0	Johnson	10	188	18.8	32	0
Grogan	30	110	3.7	14	3	Burks	4	65	16.3	25	0
Calhoun	23	104	4.5	38t	1	Herron	2	75	37.5	40	0
Carter	22	95	4.3	19	0	Stingley	2	44	22.0	24	0
McQuay	33	47	1.4	9	0	Calhoun	1	17	17.0	17	0
Stingley	6	39	6.5	21	0	Patriots	66	1520	23.0	99t	1
Dressler	3	8	2.7	6	0	Opponents	46	1142	24.8	59	0
Plunkett	4	7	1.8	5	1						
Vataha	1	4	4.0	4	0	Sacks: McGee 9.0, Hamilton 6.0, Adams 4.0, Hanneman 4.0, Zabel 3.0, Hunt 2.0, Nelson 2.0, Cusik 1.0, King 1.0, Webster 1.0. Patriots 33.0, Opponents 39.0.					
Graff	2	2	1.0	2	0						
Anderson	1	1	1.0	1	0						
Patriots	472	1845	3.9	66t	14						
Opponents	555	2220	4.0	63t	20						

Team Statistics

	PATS	OPP
TOTAL FIRST DOWNS	253	254
By Rushing	94	118
By Passing	133	120
By Penalty	26	16
Third Down: Md/Att.	82/195	90/216
Third Down: Eff.	42.1	41.7
TOTAL NET YARDS	4283	4464
Avg. per Game	305.9	318.9
Total Offensive Plays	912	956
Avg. per Play	4.7	4.7
NET YARDS RUSHING	1845	2220
Total Rushing Plays	472	555
Avg. per Rush	3.9	4.0
Avg. per Game	131.8	158.6
NET YARDS PASSING	2438	2244
Avg. per Game	174.1	160.3
Sacked/Yards Lost	39/330	33/271
Gross Yards Passing	2768	2515
Att./Completions	401/193	368/213
Completion Pct.	48.1	57.9
Had Intercepted	28	13
PUNTS/AVERAGE	83/38.8	77/39.5
PENALTIES/YARDS	89/719	103/759
FUMBLES/BALLS LOST	43/22	31/16
TOUCHDOWNS	33	42
Rushing	14	20
Passing	16	18
Returns	3	4
Score by Periods	1 2 3 4 0	OT
Patriots	37 107 38 76 0	258
Opponents	67 77 110 104 0	358

RECEIVING	NO	YDS	AVG	LG	TD
Vataha	46	720	15.7	47	6
Francis	35	636	18.2	48	4
Cunningham	32	253	7.9	24	2
Johnson	26	294	11.3	29	1
Stingley	21	378	18.0	45	2
Burks	6	158	26.3	76	0
Windsor	6	57	9.5	12	0
Calhoun	5	111	22.2	62t	1
Herron	5	50	10.0	20	0
Wright	4	46	11.5	19	0
McQuay	4	27	6.8	16	0
Carter	2	39	19.5	26	0
Dressler	1	-1	-1.0	-1	0
Patriots	193	2768	14.3	76	16
Opponents	213	2515	11.8	77t	18

FIELD GOALS	1-19	20-29	30-39	40-49	50+
Smith	1/1	1/1	5/6	2/8	0/1
Patriots	1/1	1/1	5/6	2/8	0/1
Opponents	1/1	11/11	6/10	5/13	0/0
Smith: (44n,46n) (40n) (-) (35G) (52n) (44G,41b) (32G) (38G,19G,35G,46G) (29G) (42b,34G) (43n) (33b) (-) (-).					
Opponents: (36n) (26G,26G,33G) (46n, 47G) (29G,21G) (34G) (47n,28G) (44b, 21G) (41G,49n,30G,25G,37G) (43G, 26G) (28G,43n) (25G,39G) (42G,27G, 48b,44G,46b,38n) (31n) (19G,44n,37n,31G)					
Starters: Offense: WR Randy Vataha (14); LT Leon Gray (14); LG John Hannah (14); C Bill Lenkaitis (11), Doug Dumler (3); RG Sam Adams (13), Bill DuLac (1); RT Shelby Jordan (14); TE Russ Francis (11), Bob Windsor (3); WR Darryl Stingley (14); QB Steve Grogan (7), Jim Plunkett (5), Neil Graff (2); RB Andy Johnson (9), Mack Herron (5); FB Sam Cunningham (13), Don Calhoun (1).					
Defense: LE Tony McGee (10), Mel Lunford (4); LT/NT Ray Hamilton (14); RE/RT Julius Adams (8), Marlin Imhof (3), Craig Hanneman (2), Sam Hunt (1); LOLB/RE George Webster (9), Steve Zabel (2), C. Hanneman (1), Steve King (1), Kevin Reilly (1); LILB/LLB Steve Nelson (13), G. Webster (1); RILB/MLB S. Hunt (12), Bob Geddes (1), S. Nelson (1); ROLB/RLB S. King (7), S. Zabel (7); LCB Bob Howard (14), RCB Ron Bolton (13), Jim Massey (1); SS Prentice McCray (14); FS John Sanders (14).					

PUNTING	NO	YDS	AVG	LG	BLK
Bolton	5	33	6.6	15	0
Howard	3	52	17.3	44t	1
Nelson	2	8	4.0	4	0
Reilly	1	54	54.0	54	0
Sanders	1	18	18.0	18	0
Webster	1	0	0.0	0	0
Patriots	13	165	12.7	54	1
Opponents	28	388	13.9	58	1

PUNT RETURNS	NO	FC	YDS	AVG	LG	TD
Stingley	15	2	113	7.5	29	0
Herron	12	2	89	7.4	17	0
Johnson	6	4	60	10.0	15	0
Patriots	33	8	262	7.9	29	0
Opponents	42	12	513	12.2	69t	1

1975 Coaching Staff: Hank Bunnageh, Defensive Line, Rolie Dotsch, Outside Linebackers, Ron Erhardt, Offensive Backfield, Red Miller, Offensive Line, Ray Perkins, Receivers, John Polonchek, QBs/Special Asst. to Head Coach, Charlie Sumner, Linebackers/Secondary, Jim Valek, Special Teams, Larry Weaver, Defensive Backfield.

Pro Bowl (0)

SCORING	TD	Ru	Pa	Rt	PAT	FG	S	TP
Smith	0	0	0	0	33/33	9/17	0	60
Cunningham	8	6	2	0	0	0	0	48
Vataha	6	0	6	0	0	0	0	36
Francis	4	0	4	0	0	0	0	24
Johnson	4	3	1	0	0	0	0	24
Grogan	3	3	0	0	0	0	0	18
Calhoun	2	1	0	0	0	0	0	12
Stingley	2	0	2	0	0	0	0	12
Carter	1	0	0	1	0	0	0	6
Hamilton	1	0	0	1	0	0	0	6
Howard	1	0	0	1	0	0	0	6
Plunkett	1	1	0	0	0	0	0	6
Patriots	33	14	3	33/33	9/17	0	258	
Opponents	42	20	18	4	37/42	23/35	0	358

PASSING	ATT	CMP	YARDS	CMP%	YDS/ATT	TD	TD%	INT	INT%	LG	SK/YDS	RATING
Grogan	274	139	1976	50.7	7.21	11	4.0	18	6.6	62t	22/207	60.4
Plunkett	92	36	571	39.1	6.21	3	3.3	7	7.6	76	13/89	39.7
Graff	35	18	221	51.4	6.31	2	5.7	3	8.6	31t	4/34	54.6
Patriots	401	193	2768	48.1	6.90	16	4.0	28	7.0	76	39/330	55.2
Opponents	368	213	2515	57.9	6.83	18	4.9	13	3.5	77t	33/271	80.4

Results



1976 FINAL STATISTICS (11-3)

Head Coach: Chuck Fairbanks • Second in AFC East (Wild Card Playoff Qualifier) • Home Stadium: Schaefer Stadium

DATE	W/L	SCORE	OPPONENT	ATTENDANCE
9/12	L	13-27	Baltimore	43,637
9/19	W	30-14	Miami	46,227
9/26	W	30-27	at Pittsburgh	50,350
10/03	W	48-17	Oakland	61,279
10/10	L	10-30	at Detroit	63,711
10/18	W	41-7	N.Y. Jets	51,236
10/24	W	26-22	at Buffalo	50,383
10/31	L	3-10	at Miami	57,984
11/07	W	20-10	Buffalo	61,279
11/14	W	21-14	at Baltimore	60,020
11/21	W	38-24	N.Y. Jets	58,509
11/28	W	38-14	Denver	61,279
12/05	W	27-6	New Orleans	54,057
12/12	W	31-14	at Tampa Bay	46,475
AFC PLAYOFFS				
12/18	L	21-24	at Oakland	54,037

SCORING	TD	Ru	Pa	Rt	PAT	FG	S	TP	PUNT RETURNS	NO	FC	YDS	AVG	LG	TD	
Smith	0	0	0	0	42/46	15/25	0	87	Haynes	45	0	608	13.5	89t	2	
Grogan	13	12	0	1			0	78	Beaudoin	2	0	18	9.0	11	0	
Johnson	10	6	4	0			0	60	Stingley	1	0	2	2.0	2	0	
Stingley	4	0	4	0			0	24	Patriots	48	0	628	13.1	89t	2	
Cunningham	3	3	0	0			0	18	Opponents	37	7	288	7.8	32	0	
Francis	3	0	3	0			0	18	Kick Returns	No	Yds	Avg	Lg	TD		
Chandler	3	0	3	0			0	18	Phillips	14	397	28.4	71	0		
Forste	2	1	1	0			0	12	Feacher	10	240	24.0	46	0		
Haynes	2	0	0	2			0	12	Calhoun	9	183	20.3	33	0		
McCray	2	0	0	2			0	12	Beaudoin	6	134	22.3	44	0		
Calhoun	1	1	0	0			0	6	Forte	3	62	20.7	29	0		
Phillips	1	1	0	0			0	6	Conn	2	29	14.5	26	0		
Briscoe	1	0	1	0			0	6	Carter	1	19	19.0	19	0		
Brook	1	0	1	0			0	6	McKay	1	23	23.0	23	0		
Vataha	1	0	1	0			0	6	Patriots	46	1087	23.6	71	0		
Vataha	1	0	1	0			0	6	Opponents	71	1559	22.1	58	0		
Hunt	1	0	0	1			0	6	FIELD GOALS	1-19	20-29	30-39	40-49	50+		
Zabel	0	0	0	0	1/1	0/0	0	1	Smith	0/1	4/4	4/6	7/14	0/0		
Team	0	0	0	0	0/1	0/0	0	0	Patriots	0/1	4/4	4/6	7/14	0/0		
Patriots	48	24	18	6	43/48	15/25	0	376	Opponents	0/1	2/2	4/5	4/8	1/1		
Opponents	29	12	16	1	26/29	12/17	0	236	Smith:	(31G, 27G, 39b)	(42n, 22G, 47n)	(42G, 40G, 26G, 37n)	(-)	(41G)	(44G, 32G)	(43G)

Team Statistics

	PATS	OPP
TOTAL FIRST DOWNS	260	258
By Rushing	150	102
By Passing	95	134
By Penalty	15	22
Third Down: Md/Att.	76/192	90/209
Third Down: Eff.	39.6	43.0
TOTAL NET YARDS	4694	4022
Avg. per Game	335.3	287.3
Total Offensive Plays	918	947
Avg. per Play	5.1	4.2
NET YARDS RUSHING	2948	1847
Total Rushing Plays	591	462
Avg. per Rush	5.0	4.0
Avg. per Game	210.6	131.9
NET YARDS PASSING	1746	2175
Avg. per Game	124.7	155.4
Sacked/Yards Lost	19/164	47/429
Gross Yards Passing	1910	2604
Att./Completions	309/146	437/229
Completion Pct.	47.6	52.4
Had Intercepted	20	23
PUNTS/AVERAGE	67/40.1	75/38.8
PENALTIES/YARDS	102/914	88/764
FUMBLES/BALLS LOST	28/16	37/27
TOUCHDOWNS	48	29
Rushing	24	12
Passing	18	16
Returns	6	1
Score by Periods	1 2 3 4 OT Total	
Patriots	54 133 97 92 0 376	
Opponents	40 91 30 75 0 236	
Sacks: McGee 9.5, Barnes 8.0, Hamilton 6.5, Bishop 6.0, Adams 5.0, Zabel 4.0, Lunsford 2.5, Tipton 2.0, King 1.5, Nelson 1.0. Patriots 47.0, Opponents 19.0.		

	NO	YDS	AVG	LG	TD
RUSHING	NO	YDS	AVG	LG	TD
Cunningham	172	824	4.8	24	3
Calhoun	129	721	5.6	54	3
Johnson	169	699	4.1	69t	6
Grogan	60	397	6.6	41t	12
Phillips	24	164	6.8	46	1
Forste	25	100	4.0	26	1
Stingley	8	45	5.6	27	0
Francis	2	12	6.0	8	0
Burks	1	2	2.0	2	0
Patrick	1	-16	-16.0	-16	0
Patriots	591	2948	5.0	69t	24
Opponents	462	1847	4.0	46	12
RECEIVING	NO	YDS	AVG	LG	TD
Johnson	29	343	11.8	53	4
Cunningham	27	299	11.1	41	0
Francis	26	367	14.1	48	3
Stingley	17	370	21.8	58t	4
Calhoun	12	56	4.7	12	0
Vataha	11	192	17.5	44	1
Briscoe	10	136	13.6	21	1
Chandler	5	49	9.8	29	3
Forste	3	9	3.0	6t	1
Burks	2	27	13.5	17	0
Feacher	2	38	19.0	21	0
Phillips	1	18	18.0	18	0
Brook	1	6	6.0	6t	1
Patriots	146	1910	13.1	58t	18
Opponents	229	2604	11.4	55	16
INTERCEPTIONS	NO	YDS	AVG	LG	TD
Haynes	8	90	11.3	28	0
McCray	5	182	36.4	63t	2
Forste	3	67	22.3	29	0
Howard	3	28	9.3	15	0
Hunt	2	106	53.0	68t	1
Nelson	2	32	16.0	34	0
Patriots	23	505	22.0	68t	3
Opponents	20	380	19.0	76	0

	NO	YDS	AVG	LG	TB	IN20
PUNTING	NO	YDS	AVG	LG	TB	IN20
Patrick	67	2688	40.1	52	12	12
Patrick	67	2688	40.1	52	12	12
Opponents	75	2909	38.8	57	8	7

	NO	FC	YDS	AVG	LG	TD																																					
STARTERS:	WR	Randy Vataha	(8)	Darryl Stingley	(4)	Marlin Briscoe	(2)	LT Leon Gray	(14)	LG John Hannah	(14)	C Bill Lenkaitis	(14)	RG Sam Adams	(14)	RT Bob McKay	(14)	TE Russ Francis	(12)	AI Chandler	(2)	WR D. Stingley	(9)	M. Briscoe	(3)	Steve Burks	(1)	A. Chandler	(1)	QB Steve Grogan	(16)	RB Andy Johnson	(12)	Sam Cunningham	(1)	Ike Forste	(1)	FB S. Cunningham	(10)	Don Calhoun	(3)	A. Johnson	(1)
Defense:	LE Tony McGee	(13)	Mel Lunsford	(1)	NT Ray Hamilton	(14)	RE Julius Adams	(14)	LILB Steve Zabel	(14)	LILB Steve Nelson	(11)	Sam Hunt	(2)	Donnie Thomas	(1)	RILB S. Hunt	(9)	George Webster	(3)	Jim Romaniszy	(2)	ROLB Pete Barnes	(7)	Steve King	(7)	LCB Bob Howard	(14)	RCB Mike Haynes	(14)	SS Prentice McCray	(14)	FS Tim Fox	(13)	Dick Conn	(1)							

1976 Coaching Staff: Hank Bullough, Defensive Line, Rollie Dotsch, Outside Linebackers, Ron Erhardt, Offensive Backfield, Red Miller, Offensive Line, Ray Perkins, Receivers, John Polonchek, QBs/Special Asst. to Head Coach, Charlie Sumner, Linebackers/Secondary, Larry Weaver, Defensive Backfield, Tom Yewcic, Offensive Backfield/Special Teams.

Pro Bowl (4): TE Russ Francis (1), T Leon Gray (1), G John Hannah (1), CB Mike Haynes (1).

PASSING	ATT	CMP	YARDS	CMP%	YDS/ATT	TD	TD%	INT	INT%	LG	SK/YDS	RATING
Grogan	302	145	1903	48.0	6.30	18	6.0	20	6.6	58t	18/155	60.6
Owen	5	1	7	20.0	1.40	0	0.0	0	0.0	7	0/0	39.6
Johnson	2	0	0	0.0	0.0	0	0.0	0	0.0	0	0/0	39.6
Briscoe	0	0	0	0.0	0.0	0	0.0	0	0.0	0	1/9	--
Patriots	309	146	1910	47.2	6.25	18	5.8	20	6.5	58t	19/164	59.7
Opponents	437	229	2604	52.4	5.96	16	3.7	23	5.3	55	47/429	60.9



1977 FINAL STATISTICS (9-5)

Head Coach: Chuck Fairbanks • Third in AFC East • Home Stadium: Schaefer Stadium

Date	W/L	Score	Opponent	Attendance
9/18	W	21-17	Kansas City	58,288
9/26	L	27-30	at Cleveland OT	77,910
10/02	L	27-30	at N.Y. Jets	49,801
10/09	W	31-0	Seattle	54,363
10/16	W	24-20	at San Diego	51,143
10/23	W	17-3	Baltimore	61,279
10/30	W	24-13	N.Y. Jets	61,279
11/06	L	14-24	Buffalo	61,279
11/13	L	5-17	at Miami	67,907
11/20	W	20-7	at Buffalo	31,157
11/27	W	14-6	Philadelphia	58,192
12/04	W	16-10	at Atlanta	60,738
12/11	W	14-10	Miami	61,279
12/18	L	24-30	at Baltimore	60,763

Team Statistics

	PATS	OPP
TOTAL FIRST DOWNS	247	215
By Rushing	132	86
By Passing	101	111
By Penalty	14	18
Third Down: Md/Att.	98/199	74/196
Third Down: Eff.	49.0	38.0
TOTAL NET YARDS	4310	3638
Avg. per Game	307.9	259.9
Total Offensive Plays	922	866
Avg. per Play	4.7	4.7
NET YARDS RUSHING	2303	1605
Total Rushing Plays	603	452
Avg. per Rush	3.8	3.6
Avg. per Game	164.5	114.6
NET YARDS PASSING	2007	2033
Avg. per Game	143.4	145.2
Sacked/Yards Lost	14/155	58/471
Goals/Yards Passing	2162	2504
Att./Completions	305/160	356/188
Completion Pct.	52.5	52.8
Had Intercepted	21	19
PUNTS/AVERAGE	68/34.6	78/39.1
PENALTIES/YARDS	112/931	71/610
FUMBLES/BALLS LOST	28/15	20/10
TOUCHDOWNS	33	26
Rushing	13	8
Passing	17	16
Returns	3	2
Score by Periods	1 2 3 4 OT Total	0 278
Patriots	79 65 74 60 0	278
Opponents	58 23 61 72 3	217
SCORING	TD Ru Pa Rt PAT FG S TP	0 78
Smith	0 0 0 0 0 33/33 15/21 0	78
Stingley	6 1 5 0 0 0 0	36
Cunningham	5 4 1 0 0 0 0	30
Calhoun	4 4 0 0 0 0 0	24
Francis	4 0 4 0 0 0 0	24
Hasselbeck	4 0 4 0 0 0 0	24
Clayborn	3 0 0 3 1 0 20	20
Morgan	3 0 3 0 0 0 18	18
Forte	2 2 0 0 0 0 12	12
Grogan	1 1 0 0 0 0 6	6
Phillips	1 1 0 0 0 0 6	6
Patriots	33 13 17 3 33/33 15/21 1 278	
Opponents	26 8 16 2 22/26 13/21 0 217	

RUSHING	NO	YDS	AVG	LG	TD	KICK RETURNS	NO	YDS	AVG	LG	TD
Cunningham	270	1015	3.8	31t	4	Clayborn	28	869	31.0	101t	3
Calhoun	198	727	3.7	25	4	Phillips	6	93	15.5	22	0
Grogan	61	324	5.3	41	1	Beaudoin	4	73	18.3	30	0
Forte	62	157	2.5	16	2	McKay	1	16	16.0	16	0
Phillips	5	27	5.4	13	1	Patriots	39	1051	26.9	101t	3
Stingley	3	33	11.0	34t	1	Opponents	52	1086	20.9	73	0
Ivory	3	10	3.3	9	0						
Morgan	1	10	10.0	10	0	Sacks: McGee 12.0, Hamilton 10.0, Adams 9.5,					
Patriots	603	2303	3.8	41	13	Shoate 6.0, Barnes 5.0, Nelson 5.0, Boyd 2.5, Fox					
Opponents	452	1605	3.6	66	8	2.0, Lunsford 1.5, Bishop 1.0, Clayborn 1.0, Hunt					
						1.0, King 1.0, Zabel 0.5. Patriots 58.0, Opponents					
						14.0.					

RECEIVING	NO	YDS	AVG	LG	TD	FIELD GOALS	1-19	20-29	30-39	40-49	50+
Cunningham	42	370	8.8	35	1	Smith	1/1	4/5	9/11	1/4	0/0
Stingley	39	657	16.8	68	5	Patriots	0/1	4/5	9/11	1/4	0/0
Morgan	21	443	21.1	64t	3	Opponents	1/1	5/5	7/11	1/4	0/0
Francis	16	229	14.3	31t	4						
Calhoun	13	152	11.7	47	0	Smith: (-) (35G,28G) (44G,24G) (36G, 26wr)					
Hasselbeck	9	76	8.4	21	4	(28G) (18G) (30G) (-) (37n,35G) (33G, 25G,44n) (-)					
Forte	8	88	11.0	22	0	(47s,36G,32G,29G,35b) (47b) (30G).					
Chandler	7	68	9.7	16	0	Opponents: (22G) (37G,37G,35G,44wr,39b)					
Burks	5	79	15.8	22	0	(38b,37G) (-) (+) (40G) (36G, 40wL,21G) (30G) (33G)					
Patriots	160	2162	13.5	68	17	(-) (19b,33wL) (25G) (28G) (38wL,28G,45wL).					
Opponents	188	2504	13.3	78	16						

INTERCEPTIONS	NO	YDS	AVG	LG	TD	STARTERS: OFFENSE:
Haynes	5	54	10.8	22	0	WR Stanley Morgan (14); LT
McCray	4	61	15.2	48	0	Leon Gray (11), Shelby Jordan (3); LG John Hannah
Howard	4	10	2.2	6	0	(11), Pete Brock (3); C Bill Lenkaitis (14); RG Sam
Fox	3	39	13.0	27	0	Adams (13), P. Brock (1); RT Tom Neville (13), Bob
Hunt	2	17	8.5	10	0	McKay (3); TE Russ Francis (10), Al Chandler (3),
Barnes	1	13	13.0	13	0	Don Hasselbeck (1); WR Darryl Stingley (14); QB
Patriots	19	194	10.2	48	0	Steve Grogan (14); RB Don Calhoun (14); FB Sam
Opponents	21	279	13.3	45	2	Cunningham (14).

PUNTING	NO	YDS	AVG	LG	TB	INT	BLK	DEFENSE:
Patrick	68	2354	34.6	64	6	13	3	LE Mel Lunsford (13), Tony McGee (1);
Patriots	68	2354	34.6	64	6	13	3	NT Ray Hamilton (14); RE Julius Adams (14); L/LB
Opponents	78	3048	39.1	65	9	10	0	Steve Zabel (10), Steve King (4); L/LB Steve Nelson
								(13), Ray Costick (1); R/LB Sam Hunt (13), R. Costick
								(1); R/LB Pete Barnes (11), Rod Shoate (3); LCB
								Bob Howard (12), Raymond Clayborn (2); RCB
								Mike Haynes (14); SS Prentice McCray (14); FS
								Tim Fox (14).

PUNT RETURNS	NO	FC	YDS	AVG	LG	TD	1977 COACHING STAFF:
Morgan	16	2	220	13.8	53	0	Hank Bullough, Defensive
Haynes	24	2	200	8.3	46	0	Line, Ron Erhardt, Offensive Backfield, Leon
Forte	2	1	9	4.5	6	0	McLaughlin, Offensive Line, Ray Perkins, Receivers,
Beaudoin	1	0	0	0.0	0	0	John Polonchek, QBs/Special Asst. to Head Coach,
Westbrook	0	1	0	0.0	0	0	Charlie Sumner, Linebackers/ Secondary, Dick
Patriots	43	6	429	10.0	53	0	Walker, Defensive Backs, Tom Yewcic, Offensive
Opponents	33	6	270	8.2	23	0	Backfield/ Special Teams.

Pro Bowl (2): TE Russ Francis (2), CB Mike Haynes (2).

PASSING	ATT	CMP	YARDS	CMP%	YDS/ATT	TD	TD%	INT	INT%	LG	SK/YDS	RATING
Grogan	305	160	2162	52.5	7.09	17	5.6	21	6.9	68	14/155	65.2
Patriots	305	160	2162	52.5	7.09	17	5.6	21	6.9	68	14/155	65.2
Opponents	356	188	2504	52.8	7.03	16	4.5	19	5.3	78	58/471	68.1



1978 FINAL STATISTICS (11-5)

Head Coaches: Chuck Fairbanks (1-4); Ron Erhardt & Hank Bullough co-head coaches (0-1) • AFC East Division Champions • Home Stadium: Schaefer Stadium

DATE	W/L	SCORE	OPPONENT	ATTENDANCE
9/03	L	14-16	Washington	55,063
9/10	W	16-6	at St. Louis	49,555
9/18	L	27-34	Baltimore	57,503
9/24	W	21-14	at Oakland	53,500
10/01	W	28-23	San Diego	61,297
10/08	W	24-14	Philadelphia	61,297
10/15	W	10-3	at Cincinnati	56,257
10/22	W	33-24	Miami	61,297
10/29	W	55-21	N.Y. Jets	61,297
11/05	W	14-10	at Buffalo	46,101
11/12	L	23-26	Houston	61,297
11/19	W	19-17	at N.Y. Jets	60,372
11/26	W	35-14	at Baltimore	49,404
12/03	L	10-17	at Dallas	65,045
12/10	W	26-24	Buffalo	59,927
12/18	L	3-23	at Miami	75,445
AFC PLAYOFFS				
12/31	L	14-31	Houston	61,297

Team Statistics

	PATS	OPP						
TOTAL FIRST DOWNS	322	258						
By Rushing	181	100						
By Passing	125	143						
By Penalty	16	15						
Third Down: Md/Att.	92/203	96/220						
Third Down: Eff.	45.3	43.6						
TOTAL NET YARDS	5965	4615						
Avg. per Game	372.8	288.4						
Total Offensive Plays	1085	971						
Avg. per Play	5.5	4.8						
NET YARDS RUSHING	3165	1852						
Total Rushing Plays	671	511						
Avg. per Rush	4.7	3.6						
Avg. per Game	197.8	115.8						
NET YARDS PASSING	2800	2763						
Avg. per Game	175.0	172.7						
Sacked/Yards Lost	24/206	35/296						
Gross Yards Passing	3006	3059						
Att./Completions	390/196	425/235						
Completion Pct.	50.3	55.3						
Had Intercepted	25	22						
PUNTS/AVERAGE	61/35.0	78/39.5						
PENALTIES/YARDS	92/852	81/683						
FUMBLES/BALLS LOST	35/21	34/21						
TOUCHDOWNS	46	38						
Rushing	30	14						
Passing	15	21						
Returns	1	3						
Score by Periods	1 2 3 4 OT Total	0 0 0 0 0 358						
Patriots	7 122 63 96 0	0 286						
Opponents	55 60 71 97 0	0 286						
SCORING	TD	Ru	Pa	Rt	PAT	FG	S	TP
Ivory	11	11	0	0	1	0	66	
Fosey	0	0	0	0	29/31	11/22	0	62
Cunningham	8	8	0	0	0	0	48	
Jackson	6	0	6	0	0	0	36	
Grogan	5	5	0	0	0	0	30	
Morgan	5	0	5	0	0	0	30	
Francis	4	0	4	0	0	0	24	
Johnson	3	3	0	0	0	0	18	
McAlister	2	2	0	0	0	0	12	
Smith	0	0	0	0	6/7	1/1	0	9
Lowery	0	0	0	0	7/7	0/1	0	7
Calhoun	1	1	0	0	0	0	6	
Haynes	1	0	0	1	0	0	6	
Bishop	0	0	0	0	0	1	2	
Fox	0	0	0	0	0	1	2	
Wilson	0	0	0	0	0/1	0/0	0	
Patriots	46	30	15	1	42/46	12/24	2	358
Opponents	38	14	21	3	31/38	9/19	0	286

RUSHING	NO	YDS	AVG	LG	TD
Cunningham	199	768	3.9	52t	8
Ivory	141	693	4.9	28	11
Johnson	147	675	4.6	52	3
Grogan	81	539	6.7	31	5
Calhoun	76	391	5.1	73	1
McAlister	19	77	4.1	16	2
Morgan	2	11	5.5	6	0
Jackson	1	7	7.0	7	0
Tatupu	3	6	2.0	3	0
Wilson	1	0	0.0	0	0
Westbrook	1	-2	-2.0	-2	0
Patriots	671	3165	4.7	73	30
Opponents	511	1852	3.6	32t	14

RECEIVING	NO	YDS	AVG	LG	TD
Francis	39	543	13.9	53	4
Jackson	37	743	20.1	57	6
Morgan	34	820	24.1	75t	5
Cunningham	31	297	9.6	31	0
Jonsson	26	267	10.3	31	0
Ivory	14	122	8.7	18	0
Hasselbeck	7	107	15.3	24	0
Westbrook	3	38	12.7	19	0
Calhoun	3	29	9.7	15	0
Pennywell	1	28	28.0	28	0
McAlister	1	12	12.0	12	0
Patriots	196	3006	15.3	75t	15
Opponents	235	3059	13.0	67t	21

INTERCEPTIONS	NO	YDS	AVG	LG	TD
Haynes	6	123	20.5	50	1
Nelson	5	104	20.8	37	0
Clayborn	4	72	18.0	44	0
Beaudoin	3	25	8.3	13	0
Fox	2	10	5.0	10	0
Conn	1	24	24.0	24	0
Zabel	1	0	0.0	0	0
Patriots	22	358	16.3	50	1
Opponents	25	252	10.1	49	1

PUNTING	NO	YDS	AVG	LG	TB	IN20	BLK
Wilson	54	1921	35.6	57	4	14	0
Patrick	7	216	30.9	47	0	2	0
Patriots	61	2137	35.0	57	4	16	0
Opponents	78	3081	39.5	63	8	17	0

PUNT RETURNS	NO	FC	YDS	AVG	LG	TD
Morgan	32	4	335	10.5	48	0
Haynes	14	2	183	13.1	35	0
Conn	1	2	2	2.0	2	0
Patriots	47	8	520	11.1	48	0
Opponents	29	10	272	9.4	30	0

KICK RETURNS	NO	YDS	AVG	LG	TD
Clayborn	27	636	23.6	60	0
McAlister	10	186	18.6	32	0
Westbrook	7	125	17.9	33	0
Ivory	7	165	23.6	33	0
Morgan	1	17	17.0	17	0
Wheeler	1	0	0.0	0	0
Conn	1	26	26.0	26	0
Tatupu	1	17	17.0	17	0
Patriots	55	1172	21.3	60	0
Opponents	69	1576	22.8	90t	1

Sacks: McGee 11.5, Bishop 7.0, Hamilton 5, Shoate 5, Lunsford 3.5, Costick 1, Hawkins 1, Nelson 1. Patriots 35.0, Opponents 24.0.

FIELD GOALS	1-9	10-19	20-29	30-39	40-49	50+
Smith	0/0	1/1	0/0	0/0	0/0	0/0
Lowery	0/0	0/0	0/0	0/1	0/1	0/0
Posey	1/1	3/4	5/11	2/6	0/0	0/0
Patriots	1/1	4/5	5/11	2/7	0/0	0/0
Opponents	0/0	5/6	1/5	2/5	1/3	0/0

Smith: (-) (24G) (-). **Lowery:** (-) (45w), (38w,41G) (-) (25wr,44w,52G, 51wr) (29G,37wr) (-) (48n) (32G,34G,37G,38w,25w) (48n, 47G,24G) (31s) (46b,30G,36b,39n) (42s,21G) (35G).

Opponents: (26g,54wr) (-) (-) (35w, 47w) (38w,41G) (-) (25wr,44w,52G, 51wr) (29G,45w) (-) (21G) (-) (45G,33n) (31w) (26G) (26G) (30G).

Starters: Offense: WR Stanley Morgan (16); LT Leon Gray (16); LG John Hannah (16); C Bill Lenkaitis (16); RG Sam Adams (16); RT Shelby Jordan (16); TE Russ Francis (15), Don Hasselbeck (1); WR Harold Jackson (13); QB Steve Grogan (16); RB Andy Johnson (13), Horace Ivory (3); FB Sam Cunningham (14), Don Calhoun (2); 2nd TE D. Hasselbeck (3).

Defense: LE Mel Lunsford (15), Tony McGee (1); NT Ray Hamilton (16); RE Richard Bishop (15), Julius Adams (1); LOLB Steve Zabel (11), Steve King (5); LILB Steve Nelson (15), Ray Costick (1); RLB Sam Hunt (15), R. Costick (1); ROLB Rod Shoate (15); R. Costick (1); LCB Ray Clayborn (16); ROB Michael Haynes (16); SS Doug Beaudoin (13), Tim Fox (2), Prentice McCray (1); FS T. Fox (14), P. McCray (2).

1978 Coaching Staff: Raymond Berry, Receivers, Hank Bullough, Defensive Line, Ron Erhardt, Offensive Backfield, John Polonchek, OBs/Special Asst. to Head Coach, Jim Ringo, Offensive Line, Fritz Shurmur, Defensive Line, Charlie Sumner, Linebackers/Secondary, Tom Yewic, Offensive Backfield/Special Teams.

Pro Bowl (5): FB Sam Cunningham (1), TE Russ Francis (3), T Leon Gray (2), G John Hannah (2), CB Mike Haynes (3).

PASSING	ATT	CMP	YARDS	CMP%	YDS/ATT	TD	TD%	INT	INT%	LG	SK/YDS	RATING
Grogan	362	181	2824	50.0	7.80	15	4.1	23	6.4	75t	21/184	63.6
Owen	26	15	182	57.7	7.00	0	0.0	2	7.7	23	3/22	47.3
Johnson	2	0	0	0.0	0.00	0	0.0	0	0.0	0	0/0	39.6
Patriots	390	196	3006	50.3	7.71	15	3.8	25	6.4	75t	24/206	62.2
Opponents	425	235	3059	55.3	7.19	21	4.9	22	5.1	67t	35/296	73.1



1979 FINAL STATISTICS (9-7)

Head Coach: Ron Erhardt • Second in AFC East • Home Stadium: Schaefer Stadium

DATE	W/L	SCORE	OPPONENT	ATTENDANCE
9/03	L	13-16	Pittsburgh OT	60,798
9/09	W	56-3	N.Y. Jets	53,113
9/16	W	20-14	at Cincinnati	41,805
9/23	W	27-21	San Diego	60,916
10/01	L	14-27	at Green Bay	52,842
10/07	W	24-17	Detroit	60,629
10/14	W	27-7	at Chicago	54,128
10/21	W	28-13	Miami	61,096
10/28	L	26-31	at Baltimore	41,029
11/04	W	26-6	at Buffalo	67,935
11/11	L	10-45	at Denver	74,379
11/18	W	50-21	Baltimore	60,879
11/25	L	13-16	Buffalo OT	60,991
11/29	L	24-39	at Miami	69,174
12/09	L	26-27	at N.Y. Jets	60,372
12/16	W	27-23	Minnesota	54,719

RUSHING		NO	YDS	AVG	LG	TD	KICK RETURNS		NO	YDS	AVG	LG	TD
Cunningham	159	563	3.5	27	5	Clark	37	816	22.1	38	0		
Ivory	143	522	3.7	52	1	Sanford	10	179	17.9	23	0		
Calhoun	137	456	3.3	29	5	Westbrook	11	151	13.7	30	0		
Grogan	62	368	5.8	26	2	Clayborn	2	33	16.5	20	0		
Johnson	43	132	3.1	15	1	Tatupu	3	15	5.0	12	0		
Clark	19	84	4.4	19	2	Washington	1	18	18.0	18	0		
Tatupu	23	71	3.1	12	0	Ivory	1	15	15.0	15	0		
Morgan	7	39	5.6	17	0	Morgan	1	12	12.0	12	0		
Jackson	3	12	4.0	12	0	Patriots	66	1239	18.8	38	0		
Westbrook	2	8	4.0	4	0	Opponents	60	1621	20.3	45	0		
Owen	2	-1	-0.5	0	0	Sacks: McGee 10.5, Bishops 8.5, Lunsford 8.0, Hamilton 7.0, Hawkins 7.0, Adams 6.0, Shoate 4.0, Costic 2.0, Nelson 2.0, Clayborn 1.0, Fox 1.0. Patriots 57.0, Opponents 49.0.							
Cavanaugh	1	-2	-2.0	-2	0								
Patriots	603	2252	3.7	52	16								
Opponents	495	1770	3.6	39	22								

Team Statistics

	PATS	OPP
TOTAL FIRST DOWNS	318	283
By Rushing	132	118
By Passing	159	139
By Penalty	27	26
Third Down: Md/Att.	113/254	85/225
Third Down: Eff.	44.4	37.7
TOTAL NET YARDS	5470	4323
Avg. per Game	341.9	270.2
Total Offensive Plays	1127	1019
Avg. per Play	4.8	4.3
NET YARDS RUSHING	2252	1770
Total Rushing Plays	603	495
Avg. per Rush	3.7	3.6
Avg. per Game	140.8	110.6
NET YARDS PASSING	3218	2553
Avg. per Game	201.1	159.6
Sacked/Yards Lost	49/382	57/512
Gross Yards Passing	3600	3065
Att./Completions	475/237	467/246
Completion Pct.	49.9	52.7
Had Intercepted	23	20

PUNTS/AVERAGE	84/36.2	94/38.7
PENALTIES/YARDS	99/864	103/917
FUMBLES/BALLS LOST	28/15	35/22

TOUCHDOWNS		49	39
Rushing	16	22	
Passing	30	13	
Returns	3	4	

Score by Periods	1	2	3	4	OT	Total
Patriots	85	137	60	129	0	411
Opponents	87	93	71	69	6	326

SCORING	TD	Ru	Pa	Rt	PAT	FG	S	TP
Smith	0	0	0	0	46/49	23/33	0	115
Morgan	13	0	12	1	0	0	0	78
Jackson	7	0	7	0	0	0	0	42
Calhoun	6	5	1	0	0	0	0	36
Francis	5	0	5	0	0	0	0	30
Cunningham	5	5	0	0	0	0	0	30
Ivory	3	1	2	0	0	0	0	18
Clark	2	2	0	0	0	0	0	12
Grogan	2	2	0	0	0	0	0	12
Hawkins	1	0	1	0	0	0	0	6
Sanford	1	0	1	0	0	0	0	6
Westbrook	1	0	1	0	0	0	0	6
Pennywell	1	0	1	0	0	0	0	6
Johnson	1	0	1	0	0	0	0	6
Jarvis	1	0	1	0	0	0	0	6
Patriots	49	16	30	3	46/49	23/33	1	411
Opponents	39	22	13	4	36/39	18/26	1	326

RECEIVING	NO	YDS	AVG	LG	TD
Jackson	45	1013	22.5	59	7
Morgan	44	1002	22.8	63t	12
Francis	39	557	14.3	44	5
Cunningham	29	236	8.1	20	0
Ivory	23	216	9.4	24	2
Calhoun	15	66	4.4	14	1
Hasselbeck	13	158	12.2	41	0
Westbrook	9	173	19.2	38	1
Johnson	9	68	7.6	11	0
Pennywell	4	35	8.8	13t	1
Clark	2	35	17.5	20	0
Javis	2	30	15.0	15t	1
Tatupu	2	9	4.5	5	0
Chandler	1	2	2.0	2	0
Patriots	237	3600	15.2	63t	30
Opponents	246	3065	12.5	82	13

INTERCEPTIONS	NO	YDS	AVG	LG	TD
Clayborn	5	56	11.2	27	0
Haynes	3	66	22.0	33	0
McCray	3	48	16.0	26	0
Fox	2	38	19.0	25	0
Hawkins	2	35	17.5	35t	1
Sanford	1	39	39.0	12	0
Beaudoin	1	30	30.0	30	0
Costic	1	22	22.0	22	0
Nelson	1	18	18.0	18	0
Shoate	1	0	0.0	0	0
Patriots	20	352	17.6	35t	1
Opponents	23	417	18.1	56	0

PUNTING	NO	YDS	AVG	LG	TB	IN20	BLK
Hare	83	3038	36.6	58	11	20	1
Patriots	84	3038	36.2	58	11	20	1
Opponents	94	3641	38.7	63	9	11	1

PUNT RETURNS	NO	FC	YDS	AVG	LG	TD
Morgan	29	21	289	10.0	80t	1
Haynes	5	1	16	3.2	5	0
Westbrook	2	0	5	2.5	5	0
Sanford	1	0	1	1.0	1	0
Patriots	37	22	311	8.4	80t	1
Opponents	28	17	317	11.3	75t	1

FIELD GOALS 1-19 20-29 30-39 40-49 50+
 Smith 0/0 6/6 11/13 6/14 0/0
Patriots 0/0 6/6 11/13 6/14 0/0
Opponents 0/0 7/7 5/7 5/11 1/1

Smith: (31G,32G) (-) (37n,47b,39G,39G) (31G,31G) (-) (42n) (44n,48n,29G) (21G, 29G) (48n) (42G,39G) (1) (48n,49b,33G, 37G) (42G) (24G,29G,42G) (47G,40n, 32G) (28G) (47G,34n) (42G,30G).

Opponents: (43n,41G) (30G) (37n) (48n) (-) (26G) (-) (53G,40G) (37G,44n) (39G,40G,37n,49n,40n) (49G) (-) (29G, 26G,29G) (31G,33G,27G) (39G,25G) (24G,43s).

Starters: Offense: WR Stanley Morgan (16); LT Dwight Wheeler (10), Pete Brock (6); LG John Hannah (16); C Bill Lenkaitis (16); RG Sam Adams (13), Bob Cryder (2), P Brock (1); RT Shelby Jordan (12), Garry Puetz (4); TE Russ Francis (13), Don Hasselbeck (3); WR Harold Jackson (16); QB Steve Grogan (16); RB Horace Ivory (9), Sam Cunningham (3), Andy Johnson (3), Don Calhoun (1); FB S. Cunningham (9), D. Calhoun (5), A. Johnson (2).

Defense: LE Mel Lunsford (15), Richard Bishop (1); NT Ray Hamilton (16); RE R. Bishop (13), Julius Adams (2), M. Lunsford (1); LOLB Mike Hawkins (14); LILB Steve Nelson (15), Bill Matthews (1); RLB Sam Hunt (15), John Zamberlin (1); ROLB Rod Shoate (14), Ray Costic, Steve King (1); LCB Raymond Clayborn (16); RCB Mike Haynes (15), Rick Sanford (1); SS Doug Beaudoin (8), Prentice McCray (5), R. Sanford (3); FS Tim Fox (16), 4th DL Tony McGee (2).

1979 Coaching Staff: Raymond Berry, Receivers, Hank Bulough, Defensive Line, Gino Cappelletti, Special Teams, Billy Kinard, Defensive Backfield, John Polonchek, QBs/Special Asst. to Head Coach, Jim Ringo, Offensive Line, Fritz Shurmur, Defensive Line, Tom Yewcic, Offensive Backfield.

Pro Bowl (3): G John Hannah (3), CB Mike Haynes (4), WR Stanley Morgan (1).

PASSING	ATT	CMP	YARDS	CMP%	YDS/ATT	TD	TD%	INT	INT%	LG	SK/YDS	RATING
Grogan	423	206	3286	48.7	7.77	28	6.6	20	4.7	63t	45/341	77.4
Owen	47	27	248	57.4	5.28	2	4.3	3	6.4	32	4/41	59.5
Westbrook	2	2	52	100.0	26.0	0	0.0	0	0.0	28	0/0	118.8
Cavanaugh	1	1	10	100.0	10.0	0	0.0	0	0.0	10	0/0	108.3
Hare	1	1	4	100.0	4.0	0	0.0	0	0.0	4	0/0	83.3
Jackson	1	0	0	0.0	0.0	0	0.0	0	0.0	0/0	0/0	39.6
Patriots	475	237	3600	49.9	7.58	30	6.3	23	4.8	63t	49/382	76.1
Opponents	467	246	3065	52.7	6.56	13	2.8	20	4.3	82	57/512	64.8

Results

1980 FINAL STATISTICS (10-6)

Head Coach: Ron Erhardt • Second in AFC East • Home Stadium: Schaefer Stadium

DATE	W/L	SCORE	OPPONENT	ATTENDANCE
9/07	W	34-17	Cleveland	49,222
9/14	L	21-37	Atlanta	48,321
9/21	W	37-31	at Seattle	61,035
9/29	W	23-14	Denver	59,602
10/05	W	21-11	at N.Y. Jets	53,603
10/12	W	34-0	Miami	60,377
10/19	W	37-21	at Baltimore	53,924
10/26	L	13-31	at Buffalo	75,092
11/02	W	34-21	N.Y. Jets	60,834
11/10	L	34-38	at Houston	51,524
11/16	L	14-17	L.A. Rams	60,609
11/23	W	47-21	Baltimore	60,994
11/30	L	17-21	at San Francisco	45,254
12/08	L	13-16	at Miami OT	63,292
12/14	W	24-2	Buffalo	58,324
12/21	W	38-27	at New Orleans	88,277

RUSHING	NO	YDS	AVG	LG	TD
Ferguson	211	818	3.9	44	2
Calhoun	200	787	3.9	22	9
Grogan	30	112	3.7	19	1
Ivory	42	111	2.6	20	2
Tatupu	33	97	2.9	11	3
Cavanaugh	19	97	5.1	22	0
Foreman	23	63	2.7	7	1
Clark	9	56	6.2	15	1
Jackson	5	37	7.4	16	0
Morgan	4	36	9.0	16	0
Johnson	11	26	2.4	11	0
Hubach	1	0	0.0	0	1
Patriots	588	2240	3.8	44	19
Opponents	481	1876	3.9	33	12

KICK RETURNS	NO	YDS	AVG	LG	TD
Ivory	36	992	27.6	98	1
Brown	9	156	17.3	26	0
Carrier	6	98	16.3	26	0
Westbrook	1	14	14.0	14	0
Clark	3	21	7.0	13	0
Pennywell	1	0	0.0	0	0
Patriots	56	1281	22.9	98	1
Opponents	90	1649	18.3	35	0

Sacks: Adams 9.0, Hamilton 8.0, McGee 7.5, Shoate 6.0, Bishop 5.5, Zamberlin 2.5, Hawkins 2.0, Haynes 2.0, McGrew 1.0, Sanford 1.0, McDougald 0.5. Patriots 44.0, Opponents 25.0.

Team Statistics

	PATS	OPP
TOTAL FIRST DOWNS	319	270
By Rushing	139	118
By Passing	154	141
By Penalty	26	11
Third Down: M/Att.	98/210	79/214
Third Down: Eff.	46.7	36.9
TOTAL NET YARDS	5435	4762
Avg. per Game	338.7	297.6
Total Offensive Plays	1026	983
Avg. per Play	5.3	4.8
NET YARDS RUSHING	2240	1876
Total Rushing Plays	588	481
Avg. per Rush	3.8	3.9
Avg. per Game	140.0	117.3
NET YARDS PASSING	3195	2886
Avg. per Game	199.7	180.4
Sacked/Yards Lost	25/200	44/346
Gross Yards Passing	3395	3232
Att./Completion	413/240	458/266
Completion Pct.	58.1	58.1
Had Intercepted	27	24
PUNTS/AVERAGE	63/38.0	92/41.0
PUNT RETURNS/AVG	28/8.5	60/8.6
NET PUNTING AVG.	33.6	33.3
PENALTIES/YARDS	79/696	92/833
FUMBLE/BALLS LOST	19/9	31/10
TOUCHDOWNS	52	40
Rushing	19	12
Passing	27	28
Returns	6	0
Score by Periods	1 2 3 4 OT	Total
Patriots	77 132 110 122 0	441
Opponents	64 97 56 105 3	325

RECEIVING	NO	YDS	AVG	LG	TD
Morgan	45	991	22.0	71	6
Francis	41	664	16.2	39	8
Jackson	35	737	21.1	40	5
Calhoun	27	129	4.8	12	0
Johnson	24	259	10.8	22	3
Ferguson	22	173	7.9	18	0
Foreman	14	99	7.1	18	0
Ivory	12	95	7.9	19	0
Hasselbeck	8	130	16.3	35	4
Westbrook	4	60	15.0	21	0
Pennywell	4	31	7.8	16	1
Tatupu	4	27	6.8	11	0
Patriots	240	3395	14.1	71	27
Opponents	266	3232	12.2	79	28

INTERCEPTIONS	NO	YDS	AVG	LG	TD
Clayborn	5	87	17.4	29	0
Fox	4	41	10.2	23	0
James	4	32	8.0	19	0
Shoate	3	50	16.7	42	1
Nelson	3	37	12.3	33	0
Hawkins	2	5	2.5	5	0
Haynes	1	31	31.0	31	0
Mathews	1	5	5.0	5	0
Sanford	1	0	0.0	0	0
Patriots	24	288	12.0	42	1
Opponents	27	369	13.7	80	0

PUNTING	NO	YDS	AVG	TB	IN20	LG	BLK
Hubach	63	2392	38.0	2	12	69	0
Patriots	63	2392	38.0	2	12	69	0
Opponents	92	3775	41.0	10	14	66	0

PUNT RETURNS	NO	FC	YDS	AVG	LG	TD
James	33	3	331	10.0	75	1
Haynes	17	2	140	8.2	35	0
Brown	10	1	42	4.2	14	0
Patriots	60	6	513	8.6	75	1
Opponents	28	13	237	8.5	25	0

FIELD GOALS 1-19	20-29	30-39	40-49	50+	
Smith	2-2	11-11	10-14	3-7	0-0
Patriots	2-2	11-11	10-14	3-7	0-0
Opponents	0-0	8-8	4-8	2-3	0-1

Smith: (37G,35G) (-) 19G,30G,44W,29G (26G,19G,36G) (-) 30G,34W,36G (27G, 29G,37G) (41G,32G) (21G, 27G, 44W) (26G,44G,32B) (47S) (22G, 35G) (37W, 42G) (23G,33G,35B) (40W,27G) (22G).

Opponents: (25G) (26G,27G,39G) (33G) (73S) (49B,39W,40G) (-) (35W) (23G,39W) (-) (45G) (29G) (39W) (-) (27G, 24G,23G) (-) (30G,38G).

Starters: Offense: WR Stanley Morgan (16); LT Dwight Wheeler (15), Garry Puetz (1); LG John Hannah (16); C Bill Lenkatis (16); RG Sam Adams (15), Bob Cryder (1); RT Shelby Jordan (16); TE Russ Francis (15), Don Hasselbeck (1); WR Harold Jackson (16); QB Steve Grogan (12), Matt Cavanaugh (4); RB Vagas Ferguson (16); FB Don Calhoun (16).

Defense: LE Mel Lunsford (12), Richard Bishop (4); NT Ray Hamilton (15), R. Bishop (1); RE Julius Adams (16); LOLB Mike Hawkins (16), LILB Steve Nelson (16); RILB John Zamberlin (13), Bob Golic (3); ROLB Rod Shoate (16); LCB Raymond Clayborn (15), Mike Haynes (1); RCB M. Haynes (11), Rick Sanford (4), R. Clayborn (1), SS Roland James (10), R. Sanford (6); FS Tim Fox (16).

1980 Coaching Staff: Raymond Berry, Receivers, Gino Cappelletti, Special Teams, Billy Kinard, Defensive Backfield, Bill Parcels, Linebackers, John Polonchek, QBs/Special Asst. to Head Coach, Jim Ringo, Offensive Line, Fritz Shurmur, Defensive Coordinator/Line, Tom Yewcic, Offense Backfield.

Pro Bowl (7): DE Julius Adams (1), FS Tim Fox (1), G John Hannah (5), CB Mike Haynes (5), WR Stanley Morgan (2), LB Steve Nelson (1), K John Smith (1).

SCORING	TD	R	Pa	Rt	PAT	FG	S	TP
Smith	0	0	0	0	51/51	26/34	0	129
Calhoun	9	9	0	0	0	0	0	54
Francis	8	0	8	0	0	0	0	48
Morgan	6	0	6	0	0	0	0	36
Jackson	5	0	5	0	0	0	0	30
Hasselbeck	4	0	4	0	0	0	0	24
Ivory	3	2	0	1	0	0	0	18
Johnson	3	0	3	0	0	0	0	18
Tatupu	3	3	0	0	0	0	0	18
Clark	2	1	0	1	0	0	0	12
Ferguson	2	2	0	0	0	0	0	12
Foreman	1	1	0	0	0	0	0	6
Grogan	1	1	0	0	0	0	0	6
Pennywell	1	1	0	0	0	0	0	6
Haynes	1	0	0	1	0	0	0	6
James	1	0	1	0	0	0	0	6
Shoate	1	0	1	0	0	0	0	6
Sanford	1	0	0	1	0	0	0	6
Team	0	0	0	0	0/1	0/0	0	0
Patriots	52	19	27	6	51/52	26/34	0	441
Opponents	40	12	28	0	39/40	14/20	2	325

PASSING	ATT	CMP	YARDS	CMP%	YDS/ATT	TD	TD%	INT	INT%	LG	SK/YDS	RATING
Grogan	306	175	2475	57.2	8.09	18	5.9	22	7.2	71	17/138	73.1
Cavanaugh	105	63	885	60.0	8.43	9	8.6	5	4.8	40	8/62	95.9
Jackson	2	2	35	100.0	17.5	0	0.0	0	0.0	23	0/0	118.8
Patriots	413	240	3395	58.1	8.22	27	6.5	27	6.5	71	25/200	79.3
Opponents	458	266	3232	58.1	7.06	28	6.1	24	5.2	79	44/346	78.4



1981 FINAL STATISTICS (2-14)

Head Coach: Ron Erhardt • Fifth in AFC East • Home Stadium: Schaefer Stadium

DATE	W/L	SCORE	OPPONENT	ATTENDANCE
9/06	L	28-29	Baltimore	49,572
9/13	L	3-13	at Philadelphia	71,089
9/21	L	21-35	Dallas	60,311
9/27	L	21-27	at Pittsburgh OT	53,344
10/04	W	33-17	Kansas City	55,931
10/11	L	24-28	at N.Y. Jets	55,093
10/18	W	38-10	Houston	60,474
10/25	L	22-24	at Washington	50,394
11/01	L	17-27	at Oakland	44,246
11/08	L	27-30	Miami OT	60,436
11/15	L	6-17	N.Y. Jets	45,342
11/22	L	17-20	at Buffalo	71,593
11/29	L	20-27	St. Louis	39,946
12/06	L	14-24	at Miami	50,421
12/13	L	10-19	Buffalo	42,549
12/20	L	21-23	at Baltimore	17,073

Team Statistics

	PATS	OPP				
TOTAL FIRST DOWNS	306	328				
By Rushing	124	160				
By Passing	166	148				
By Penalty	16	20				
Third Down: Md/Att.	77/208	100/230				
Third Down: Eff.	37.0	43.5				
TOTAL NET YARDS	5623	5827				
Avg. per Game	351.4	364.2				
Total Offensive Plays	1026	1103				
Avg. per Play	5.5	5.3				
NET YARDS RUSHING	2040	2950				
Total Rushing Plays	499	644				
Avg. per Rush	4.1	4.5				
Avg. per Game	127.5	184.4				
NET YARDS PASSING	3583	2877				
Avg. per Game	223.9	179.8				
Sacked/Yards Lost	45/321	20/175				
Gross Yards Passing	3904	3052				
Att./Completions	482/254	439/243				
Completion Pct.	52.7	55.3				
Had Intercepted	34	16				
PUNTS/AVERAGE	75/39.3	74/38.8				
NET PUNTING AVG.	31.8	34.5				
PENALTIES/YARDS	88/725	86/763				
FUMBLES/BALLS LOST	32/16	34/17				
TOUCHDOWNS	40	42				
Rushing	23	20				
Passing	17	18				
Returns	0	4				
Score by Periods	1	2	3	4	OT	Total
Patriots	68	92	67	95	0	322
Opponents	78	117	90	76	9	370

SCORING	TD	Ru	Pa	Rt	PAT	FG	S	TP
Smith	0	0	0	0	37/39	15/24	0	82
Collins	7	7	0	0	0	0	0	42
Morgan	6	0	6	0	0	0	0	36
Hasselbeck	6	0	6	0	0	0	0	36
Cunningham	4	4	0	0	0	0	0	24
Cavanaugh	3	3	0	0	0	0	0	18
Ferguson	3	3	0	0	0	0	0	18
Tatupu	3	2	1	0	0	0	0	18
Calhoun	2	2	0	0	0	0	0	12
Grogan	2	2	0	0	0	0	0	12
Westbrook	2	0	2	0	0	0	0	12
Pennywell	1	0	1	0	0	0	0	6
Johnson	1	0	1	0	0	0	0	6
Team	0	0	0	0	0/1	0/0	0	0
Patriots	40	23	17	0	37/40	15/24	0	322
Opponents	42	20	18	4	39/41	25/39	2	370

RUSHING	NO	YDS	AVG	LG	TD
Collins	204	873	4.3	29	7
Ferguson	78	340	4.4	19	3
Cunningham	86	269	3.1	12	4
Calhoun	57	205	3.6	33	2
Tatupu	38	201	5.3	43	2
Cavanaugh	17	92	5.4	11	3
Grogan	12	49	4.1	24	2
Morgan	2	21	10.5	11	0
Pennywell	1	3	3.0	3	0
Johnson	2	1	0.5	5	0
Jackson	2	-14	-7.0	-5	0
Patriots	499	2040	4.1	43	23
Opponents	644	2950	4.6	75	20

RECEIVING	NO	YDS	AVG	LG	TD
Hasselbeck	46	808	17.6	51	6
Morgan	44	1029	23.4	76	6
Jackson	39	669	17.2	45	0
Johnson	39	429	11.0	36	1
Collins	26	232	9.0	22	0
Tatupu	12	132	11.0	41	1
Cunningham	12	92	7.7	12	0
Dawson	7	126	18.0	42	0
Westbrook	7	122	17.4	32	2
Calhoun	7	71	10.1	20	0
Toler	5	70	14.0	23	0
Ferguson	4	39	9.8	20	0
Pennywell	3	49	16.3	22	1
Grogan	2	27	13.5	16	0
Cavanaugh	1	9	9.0	9	0
Patriots	254	3904	15.4	76	17
Opponents	243	3052	12.6	55	18

INTERCEPTIONS	NO	YDS	AVG	LG	TD
Sanford	3	28	9.3	21	0
Fox	3	20	6.7	20	0
Clayborn	2	39	19.5	39	0
James	2	29	14.5	21	0
Buben	1	49	49.0	49	0
Hawkins	1	16	16.0	16	0
Zamberlin	1	11	11.0	11	0
Haynes	1	3	3.0	3	0
Shoate	1	0	0.0	0	0
K. Lee	1	0	0.0	0	0
Patriots	16	195	12.2	49	0
Opponents	34	570	16.8	67	1

PUNTING	NO	YDS	AVG	TB	IN20	LG	BLK
Camarillo	47	1959	41.7	9	12	75	0
Huback	19	726	38.2	2	2	56	0
Hartley	9	266	30.0	2	0	41	0
Patriots	75	2951	39.3	13	14	75	0
Opponents	74	2872	38.8	6	22	65	0

PUNT RETURNS	NO	FC	YDS	AVG	LG	TD
Morgan	15	4	116	7.7	26	0
James	7	2	56	8.0	18	0
Haynes	6	1	12	2.0	6	0
Collins	3	0	15	5.0	15	0
Patriots	31	7	199	6.4	26	0
Opponents	35	8	305	8.7	75	1

KICK RETURNS	NO	YDS	AVG	LG	TD
Collins	39	773	19.8	30	0
Toler	9	148	16.4	32	0
Sanford	4	82	20.5	27	0
Johnson	3	53	17.7	19	0
Dombroski	2	45	22.5	24	0
Calhoun	2	38	19.0	22	0
K. Lee	2	20	10.0	16	0
Ivory	1	19	19.0	19	0
Hasselbeck	1	7	7.0	7	0
Matthews	1	5	5.0	5	0
Hamilton	1	0	0.0	0	0
Patriots	65	1190	18.3	32	0
Opponents	68	1326	19.5	53	0

Sacks: McGee 5.5, Bishop 4.5, Lee 3.0, Adams 3.0, Shoate 2.0, Hawkins 1.0, Hamilton 1.0. Patriots 20.0, Opponents 45.0.

FIELD GOALS	1-9	20-29	30-39	40-49	50+
Smith	0-0	7-7	2-6	5-7	1-4
Patriots	0-0	7-7	2-6	5-7	1-4
Opponents	1-1	11-12	6-10	6-14	1-2

Smith: (50w,39w) (22G) (43s) (-) (50G, 43G) (22G) (32w,21G) (25G,22G,46G, 53s) (38G) (27G,34G) (42G,29G) (43G, 35b) (39w) (49n, 50n) (42G) (-).

Opponents: (48G,19G,35G) (46G,22G, 44w) (26G,40w,26G,27G,25G) (39w,48w) (40w,35G) (50w,43w) (42G) (40b,34G) (51G, 27w,26G) (24G,26G,30G) (47G, 39w) (28G, 42w,23G,38w) (44G,45G) (32G,37n) (29G) (30G,46s).

Starters: Offense: WR Stanley Morgan (13), Carlos Pennywell (2), Don Westbrook (1); LT Dwight Wheeler (1), Brian Holloway (5); LG John Hannah (16); C Pete Brock (16); RG Bob Cryder (15), Gary Puetz (1); RT Shelby Jordan (16); TE Don Hasselbeck (14), Lin Dawson (2); WR Harold Jackson (15); QB Matt Cavanaugh (8), Steve Grogan (7), Tom Owen (1); RB Tony Collins (11), Vagas Ferguson (5); FB Sam Cunningham (8), Don Calhoun (7), Mosei Tatupu (1); 3rd TE L. Dawson (1). **Defense:** LE Tony McGee (9), Mark Buben (4), John Lee (3); NT Richard Bishop (16); RE Julius Adams (16); LOLB Mike Hawkins (15), Steve King (1); LILB Steve Nelson (12), Bob Golic (4); RILB Bill Matthews (9), B. Golic (5), J. Lee (1), John Zamberlin (1); ROLB Rod Shoate (16); LCB Raymond Clayborn (16); RCB Mike Haynes (6), Keith Lee (6), Roland James (3), Rick Sanford (1); SS R. Sanford (13), R. James (3); FS Tim Fox (16).

1981 Coaching Staff: Raymond Berry, Receivers, Gino Cappelletti, Special Teams, Bobby Grier, Offensive Backfield, Rick Lantz, Linebackers, Babe Parilli, Quarterbacks, Jim Ringo, Offensive Line, Dick Roach, Defensive Backs, Fritz Shurmur, Defensive Coordinator/Line.

Pro Bowl (1): G John Hannah (5).

PASSING	ATT	CMP	YARDS	CMP%	YDS/ATT	TD	TD%	INT	INT%	LG	SK/YDS	RATING
Cavanaugh	219	115	1633	52.5	7.46	5	2.3	13	5.9	65	24/165	59.8
Grogan	216	117	1859	54.2	8.61	7	3.2	16	7.4	76	19/137	63.0
Owen	36	15	218	41.7	6.05	1	2.8	4	11.1	28	2/19	31.7
Johnson	9	7	194	77.7	21.5	4	44.0	1	11.1	66	0/0	118.8
Jackson	1	0	0	0.0	0.00	0	0.0	0	0.0	0	0/0	39.6
Collins	1	0	0	0.0	0.00	0	0.0	0	0.0	0	0/0	39.6
Patriots	482	254	3904	52.7	8.10	17	3.5	34	7.0	76	45/321	62.1
Opponents	439	243	3052	55.3	6.95	18	4.1	16	3.6	55	20/175	75.7

1982 FINAL STATISTICS (5-4)

Head Coach: Ron Meyer • Third in AFC East (Playoff Qualifier) • Home Stadium: Schaefer Stadium

DATE	W/L	SCORE	OPPONENT	ATTENDANCE
9/12	W	24-13	at Baltimore	39,055
9/19	L	7-31	N.Y. Jets	53,515
11/21	L	7-10	at Cleveland	47,281
11/28	W	29-21	Houston	33,602
12/05	L	13-26	at Chicago	36,973
12/12	W	3-0	Miami	25,716
12/19	W	16-0	at Seattle	53,457
12/26	L	14-37	at Pittsburgh	50,515
1/02	W	30-19	Buffalo	36,218
AFC PLAYOFFS				
1/08	L	13-28	at Miami	68,842

Team Statistics

	PATS	OPP
TOTAL FIRST DOWNS	146	185
By Rushing	74	87
By Passing	63	88
By Penalty	9	10
Third Down: Md/Att.	37/109	47/122
Third Down: Eff.	33.9	38.5
Fourth Down: Md/Att.	4/7	5/8
Fourth Down: Eff.	57.1	62.5
TOTAL NET YARDS	2633	2808
Avg. per Game	292.6	312.0
Total Offensive Plays	526	602
Avg. per Play	5.0	4.6
NET YARDS RUSHING	1347	1289
Total Rushing Plays	324	315
Avg. per Rush	4.2	4.1
Avg. per Game	149.7	143.2
NET YARDS PASSING	1286	1519
Avg. per Game	142.9	168.8
Sacked/Yards Lost	15/134	20/172
Gross Yards Passing	1420	1691
Att./Completions	187/93	267/142
Completion Pct.	49.7	53.2
Had Intercepted	9	12
PUNTS/AVERAGE	49/43.7	43/39.7
NET PUNTING AVG.	37.7	33.7
PENALTIES/YARDS	53/412	39/290
TOUCHES/BALLS LOST	16/8	19/11
TOUCHDOWNS	17	18
Rushing	3	9
Passing	12	9
Returns	2	0

Score by Periods	1	2	3	4	OT	Total
Patriots	23	33	37	50	0	143
Opponents	34	49	13	61	0	157

SCORING	TD	Ru	Pa	Rt	PAT	FG	S	PT
Smith	0	0	0	0	6/7	5/8	0	21
Collins	3	1	2	0	0	0	0	18
Morgan	3	0	3	0	0	0	0	18
Toler	2	0	2	0	0	0	0	12
Miller	0	0	0	0	4/4	2/3	0	10
Robinson	0	0	0	0	5/5	1/2	0	8
Bradshaw	1	0	1	0	0	0	0	6
Brown	1	0	1	0	0	0	0	6
Dawson	1	0	1	0	0	0	0	6
Grogan	1	1	0	0	0	0	0	6
Hasselbeck	1	0	1	0	0	0	0	6
Sanford	1	0	0	1	0	0	0	6
R. Smith	1	0	0	1	0	0	0	6
van Egghen	1	0	1	0	0	0	0	6
Weathers	1	1	0	0	0	0	0	6
Crump	0	0	0	0	0	0	1	2
Team	0	0	0	0	0/1	0/0	0	0
Patriots	17	3	12	2	15/17	8/13	1	143
Opponents	18	9	9	0	17/18	10/15	1	157

RUSHING	NO	YDS	AVG	LG	TD
Collins	164	632	3.9	54	1
van Egghen	82	386	4.7	17	0
Tatupu	30	168	5.6	26	0
Weathers	24	83	3.5	18	1
Grogan	9	42	4.7	19	1
Cunningham	9	21	2.3	4	0
Ferguson	1	5	5.0	5	0
Toler	1	4	4.0	4	0
Cavanaugh	2	3	1.5	3	0
Morgan	2	3	1.5	3	0
Patriots	324	1347	4.2	54	3

RECEIVING	NO	YDS	AVG	LG	TD
Morgan	28	584	20.9	75t	3
Collins	19	187	9.8	33	2
Hasselbeck	15	158	10.5	41	1
Dawson	13	160	12.3	26	1
Bradshaw	6	111	18.5	48	1
Brown	4	114	28.5	41	1
Weathers	3	24	8.0	22	0
Toler	2	63	31.5	33t	2
van Egghen	2	14	7.0	9	1
Jones	1	5	5.0	5	0
Patriots	93	1420	15.3	75t	12
Opponents	142	1691	11.9	46t	9

INTERCEPTIONS	NO	YDS	AVG	LG	TD
Haynes	4	26	6.5	26	0
James	3	12	4.0	12	0
Sanford	2	105	52.5	99t	1
Blackmon	2	7	3.5	7	0
Clayborn	1	26	26.0	26	0
Patriots	12	176	14.7	99t	1
Opponents	9	100	11.1	44	0

PUNTING	NO	YDS	AVG	TB	IN20	LG	BLK
Camarillo	49	2140	43.7	5	10	76	0
Patriots	49	2140	43.7	5	10	76	0
Opponents	43	1709	39.7	6	12	81	0

PUNT RETURNS	NO	FC	YDS	AVG	LG	TD
Smith, R.	16	8	139	8.7	19	0
Patriots	16	8	139	8.7	19	0
Opponents	26	9	191	7.3	21	0

KICK RETURNS	NO	YDS	AVG	LG	TD
Smith, R.	24	567	23.6	98t	1
Taylor	2	46	23.0	27	0
Dombroski	1	19	19.0	19	0
Lee	1	14	14.0	14	0
Patriots	28	646	23.1	98t	1
Opponents	32	614	19.2	46	0

Sacks: Blackmon 4.5, Sims 3.0, Adams 2.0, James 2.0, Weishuhn 2.0, Williams, L. 2.0, McGrew 1.5, Crump 1.0, Henson 1.0, Zamberlin 1.0. Patriots 20.0, Opponents 15.0.

FIELD GOALS 1-19 20-29 30-39 40-49 50+
 Smith 0-1 2-2 2-2 1-3 0-0
 Miller 0-0 2-2 0-1 0-0 0-0
 Robinson 1-1 0-1 0-0 0-0 0-0
Patriots 0-1 5-5 2-4 1-3 0-0
Opponents 0-0 4-4 2-3 4-5 0-3

Robinson: (24G) (-) (33n). **Miller:** (23G,25G) (36b). **Smith:** (18n,33G) (21G,41b,37G, 48w,23G) (-) (42G).

Opponents: (49G,37wr,30G) (30G) (24G) (52s) (53w,43G) (45b) (52B) (21G, 25G,44G) (46G,25G).

Starters: Offense: WR Stanley Morgan (9); LT Brian Holloway (9); LG John Hannah (8), Bob Cryder (1); C Pete Brock (9); RG Ron Wooten (7), B. Cryder (2); RT Shelby Jordan (9); TE Don Hasselback (5), Lin Dawson (4); WR Morris Bradshaw (5), Preston Brown (4); QB Steve Grogan (6), Matt Cavanaugh (3); RB Tony Collins (9); FB Mark van Egghen (5), Sam Cunningham (2), Robert Weathers (2).

Defense: LE Kenneth Sims (9); NT Lester Williams (9); Julius Adams (9); LOLB Lawrence McGrew (8), Andre Tippett (1); LILB Steve Nelson (9); RILB Clayton Weishuhn (9); Don Blackmon (9); LCB Mike Haynes (9) RCB Raymond Clayborn (9); SS Roland James (7), Keith Lee (2); FS Rick Sanford (9).

1982 Coaching Staff: Tommy Brasher, Linebackers, Clev Bryant, Offensive Backfield, LeBaron Caruthers, Strength/ Conditioning, Steve Endicott, Receivers, Lew Erber, QB's/Offensive Coordinator, Jim Mora, Defensive Coordinator, Bill Muir, Offensive Line, Dante Scarnecchia, Special Teams/TE's, Steve Sidwell, Linebackers, Steve Walters, Defensive Backs.

Pro Bowl (2): G John Hannah (6), CB Mike Hayes (6).

PASSING	ATT	CMP	YARDS	CMP%	YDS/ATT	TD	TD%	INT	INT%	LG	SK/YDS	RATING
Grogan	122	66	930	54.1	7.62	7	5.7	4	3.3	62t	8/48	84.4
Cavanaugh	60	27	490	45.0	8.17	5	8.3	5	8.3	75t	7/86	66.7
Flick	5	0	0	0.0	0.00	0	0.0	0	0.0	-	0/0	39.6
Patriots	187	93	1420	49.7	7.59	12	6.4	9	4.8	75t	15/134	76.5
Opponents	267	142	1691	53.2	6.33	9	3.4	12	4.5	46t	20/172	65.3



1983 FINAL STATISTICS (8-8)

Head Coach: Ron Meyer • Tied for Second in AFC East • Home Stadium: Sullivan Stadium

DATE	W/L	SCORE	OPPONENT	ATTENDANCE
9/04	L	23-34	Baltimore (OT)	45,526
9/11	L	24-34	at Miami	59,343
9/18	W	23-13	N.Y. Jets	43,182
9/25	W	28-23	at Pittsburgh	58,282
10/02	L	13-33	San Francisco	54,293
10/09	L	7-12	at Baltimore	35,618
10/16	W	37-21	San Diego	59,016
10/23	W	31-0	at Buffalo	60,424
10/30	L	13-24	at Atlanta	47,546
11/06	W	21-7	Buffalo	42,604
11/13	W	17-6	Miami	60,771
11/20	L	0-30	Cleveland	40,987
11/27	L	3-26	N.Y. Jets	48,220
12/04	W	7-0	New Orleans	24,579
12/11	W	21-7	at L.A. Rams	46,503
12/18	L	6-24	at Seattle	59,688

RUSHING	NO	YDS	AVG	LG	TD
Collins	219	1049	4.8	50t	10
Tatupu	106	578	5.5	55	4
R. Weathers	73	418	5.7	77	1
van Egghen	95	358	3.8	11	2
Grogan	23	108	4.7	17	2
Eason	19	39	2.1	12	0
C. Weathers	1	28	28.0	28	0
Kerrigan	1	14	14.0	14	0
Morgan	1	13	13.0	13	0
Patriots	538	2605	4.8	77	19
Opponents	549	2281	4.2	29	9

FIELD GOALS	1-19	20-29	30-39	40-49	50+
Steinfort	0-0	3-4	3-5	0-6	0-0
Smith	0-0	1-1	1-4	1-1	0-0
Zendejas	0-0	0-0	0-0	0-1	0-0
Patriots	0-0	4-5	4-8	1-8	0-0
Opponents	2-2	12-13	6-8	1-2	3-6

RECEIVING	NO	YDS	AVG	LG	TD
Morgan	58	863	14.9	50t	2
Collins	27	257	9.5	20	0
Ramsey	24	335	14.0	39	6
R. Weathers	23	212	9.2	19	0
Jones	20	323	16.2	30	1
C. Weathers	19	379	19.9	58t	3
Starring	17	389	22.9	76t	2
van Egghen	10	102	10.2	23	0
Tatupu	10	97	9.7	17	1
Dawson	9	84	9.3	14	1
Hasselbeck	1	7	7.0	7	0
B. Williams	1	0	0.0	0	0
Grogan	1	-8	-8.0	-8	0
Patriots	220	3040	13.8	76t	16
Opponents	277	3565	12.9	68t	19

Smith: (36wr,33wl,39G) (22G) (43G) (-) (37wr)
Steinfort: (41wl) (35G,20G,32G) (47wl,48wr, 22G) (-) (46b) (44wr,20G) (-) (39wl,33G) (37s,48wl,24wl).
Zendejas:(41wl) (-)
Opponents: (25G,52G,33G) (28G,23G) (-) (20G,34G,28G) (45G,35G,36G,24G) (52G) (-) (54wl,47wl) (23G) (24wl) (52G,29G,53wl) (22G,20G,20G) (18G, 34G,35G,19G) (35wl) (41wl) (29G,34wr).
Sacks: Tippett 8.5, Adams 8.0, Owens 4.0, Blackmon 3.5, Browning 2.0, James 2.0, McGrew 2.0, Rembert 2.0, Weishuhn 2.0, Williams, T. 2.0, Nelson 1.0, Williams, L. 1.0, Harris 0.5, Rogers 0.5. Patriots 39.0, Opponent 45.0.
Starters: Offense: WR Stanley Morgan (16); LT Brian Holloway (16); LG John Hannah (16); C Pete Brock (13); Dwight Wheeler (3); RG Ron Wooten (16); RT Bob Cryder (14), Darryl Haley (2); TE Lin Dawson (10), Derrick Ramsey (6); WR Cedric Jones (12), Stephen Starring (3); QB Steve Grogan (12), Tony Eason (4); RB Tony Collins (16); FB Mark van Egghen (10), Robert Weathers (5), Mosi Tatupu (1); 2nd TE Derrick Ramsey (1).
Defense: LE Toby Williams (10), Kenneth Sims (2), Marshall Harris (2), Ron Spears (1), Lester Williams (1); NT Dennis Owens (14), Luther Henson (2); RE Julius Adams (16); LOLB Andre Tippett (12), Larry McGrew (4); LILB Johnny Rembert (8), Steve Nelson (7), Tim Golden (1); RILB Clayton Weishuhn (16); ROLB Don Blackmon (14), L. McGrew (1), A. Tippett (1); LCB Ronnie Lippett (16); RCB Raymond Clayborn (16); SS Roland James (16); FS Rick Sanford (16).

Team Statistics

	PATS	OPP
TOTAL FIRST DOWNS	284	326
By Rushing	130	129
By Passing	138	172
By Penalty	16	25
Third Down: Md/Att.	82/205	101/234
Third Down: Eff.	40.0	43.1
Fourth Down: Md/Att.	4/12	8/19
Fourth Down: Eff.	33.3	42.1

TOTAL NET YARDS	5311	5576
Avg. per Game	331.9	348.5
Total Offensive Plays	995	1102
Avg. per Play	5.3	5.1

NET YARDS RUSHING	2605	2281
Total Rushing Plays	538	549
Avg. per Rush	4.8	4.2
Avg. per Game	162.8	142.6

NET YARDS PASSING	2706	3295
Avg. per Game	169.1	205.9
Sacked/Yards Lost	45/34	39/270
Gross Yards Passing	3040	3565
Att./Completions	412/220	514/277
Completion Pct.	53.4	53.9
Had Intercepted	18	17

PUNTS/AVERAGE	81/44.6	78/42.0
NET PUNTING AVG.	37.1	34.8

PENALTIES/YARDS	90/815	84/674
FUMBLES/BALLS LOST	47/20	30/19

TOUCHDOWNS	36	31
Rushing	19	9
Passing	16	19
Returns	1	3

Score by Periods	1	2	3	4	OT	Total
Patriots	53	71	40	110	0	274
Opponents	47	110	67	59	6	289

SCORING	TD	Ru	Pa	Rt	PAT	FG	S	TP
Collins	10	10	0	0	0	0	60	60
Ramsey	6	0	6	0	0	0	36	36
Steinfort	0	0	0	0	16/17	6/15	0	34
Tatupu	5	4	1	0	0	0	30	30
Smith	0	0	0	0	12/15	3/6	0	21
C. Weathers	3	0	3	0	0	0	18	18
Grogan	2	2	0	0	0	0	12	12
Morgan	2	2	0	0	0	0	12	12
Starring	2	2	0	0	0	0	12	12
van Egghen	2	2	0	0	0	0	12	12
Dawson	1	0	1	0	0	0	6	6
Jones	1	0	1	0	0	0	6	6
R. Weathers	1	0	1	0	0	0	6	6
Weishuhn	1	0	1	0	0	0	6	6
Zendejas	0	0	0	0	3/4	0/1	0	3
Patriots	36	19	16	1	31/36	9/22	0	274
Opponents	31	9	19	3	29/30	24/31	1	289

INTERCEPTIONS	NO	YDS	AVG	LG	TD
Sanford	7	24	3.4	16	0
James	5	99	19.8	46	0
Marion	2	4	2.0	4	0
Blackmon	1	39	39.0	39	0
Nelson	1	6	6.0	6	0
McGrew	1	3	3.0	3	0
Weishuhn	0	27	-	27t	1
Patriots	17	202	11.9	46	1
Opponents	18	361	20.1	65t	1

PUNTING	NO	YDS	AVG	TB	IN20	LG	BLK
Camarillo	81	3615	44.6	11	25	70	0
Patriots	81	3615	44.6	11	25	70	0
Opponents	78	3273	42.0	8	21	62	0

PUNT RETURNS	NO	FC	YDS	AVG	LG	TD
R. Smith	38	12	398	10.5	55	0
C. Weathers	4	0	1	0.3	3	0
Sanford	1	2	0	0.0	0	0
Lee	1	0	0	0.0	0	0
Patriots	44	14	399	9.1	55	0
Opponents	48	6	392	8.2	22	0

KICK RETURNS	NO	YDS	AVG	LG	TD
R. Smith	42	916	21.8	53	0
R. Weathers	3	68	22.7	29	0
C. Weathers	3	58	19.3	33	0
Jones	4	63	15.8	23	0
Lee	4	40	10.0	19	0
Golden	1	10	10.0	10	0
Patriots	57	1155	20.3	53	0
Opponents	56	1082	19.3	60	0

1983 Coaching Staff: Tommy Brasher, Linebackers, Cleve Bryant, Offensive Backfield, LeBaron Caruthers, Strength/ Conditioning, Steve Endicott, Receivers, Lew Erber, QB's/Offensive Coordinator, Bill Muir, Offensive Line, Rod Rust, Defensive Coordinator, Dante Scarnecchia, Special Teams/TE's, Steve Sidwell, Linebackers, Steve Walters, Defensive Backs.

Pro Bowl (5): P Rich Camarillo (1), CB Raymond Clayborn (1), RB Tony Collins (1), G John Hannah (7), T Brian Holloway (1).

PASSING	ATT	CMP	YARDS	CMP%	YDS/ATT	TD	TD%	INT	INT%	LG	SK/YDS	RATING
Grogan	303	168	2411	55.4	7.95	15	4.9	12	3.9	76t	29/195	81.4
Eason	95	46	557	48.4	5.86	1	1.0	5	5.2	35	16/139	48.4
Kerrigan	14	6	72	42.9	5.14	0	0.0	1	7.1	19	0/0	29.5
Patriots	412	220	3040	53.4	7.37	16	4.3	18	4.3	76t	45/334	72.1
Opponents	514	277	3565	53.9	6.93	19	3.6	17	3.3	68t	39/270	74.4



1984 FINAL STATISTICS (9-7)

Head Coach: Ron Meyer (5-3), Raymond Berry (4-4) • Second in AFC East • Home Stadium: Sullivan Stadium

DATE	W/L	SCORE	OPPONENT	ATTENDANCE
9/02	W	21-17	at Buffalo	48,528
9/09	L	7-28	at Miami	66,083
9/16	W	38-23	Seattle	43,140
9/23	L	10-26	Washington	60,503
9/30	W	28-21	at N.Y. Jets	68,978
10/07	W	17-16	at Cleveland	53,036
10/14	W	20-14	Cincinnati	48,154
10/21	L	24-44	Miami	60,711
10/28	W	30-20	N.Y. Jets	60,513
11/04	L	19-26	at Denver	74,908
11/11	W	38-10	Buffalo	43,313
11/18	W	50-17	at Indianapolis	60,009
11/22	L	17-20	at Dallas	55,341
12/02	L	10-33	St. Louis	53,558
12/09	L	17-27	at Philadelphia	41,581
12/16	W	16-10	Indianapolis	22,383

RUSHING	NO	YDS	AVG	LG	TD	KICK RETURNS	NO	YDS	AVG	LG	TD
C. James	160	790	4.9	73	1	Collins	26	544	20.9	46	0
Tatupu	133	553	4.2	20	4	J. Williams	23	461	20.0	29	0
Collins	138	550	4.0	21	5	Fryar	5	95	19.0	22	0
Eason	40	154	3.9	25t	5	Lee	3	43	14.3	17	0
Grogan	7	12	1.7	13	0	Robinson	3	38	12.7	14	0
Fryar	2	-11	-5.5	0	0	Smith	1	22	22.0	22	0
Starring	2	-16	-8.0	0	0	Jones	1	20	20.0	20	0
Patriots	482	2032	4.2	73	15	Hawthorne	1	14	14.0	14	0
Opponents	498	1886	3.8	53	11	Tatupu	1	9	9.0	9	0

RECEIVING	NO	YDS	AVG	LG	TD	FIELD GOALS	1-19	20-29	30-39	40-49	50+
Ramsey	66	792	12.0	34	7	Franklin	2-2	10-10	4-7	6-8	0-1
Starring	46	657	14.3	65t	4	Patriots	2-2	10-10	4-7	6-8	0-1
Dawson	39	427	10.9	27	4	Opponents	2-2	9-9	4-8	5-10	1-2
Morgan	38	709	18.7	76t	5						
C. James	22	159	7.2	16	0						
Jones	19	244	12.8	22	2						
Tatupu	16	159	9.9	24	0						
Collins	16	100	6.2	19	0						
Fryar	11	164	14.9	26	1						
C. Weathers	8	115	14.4	29	2						
Hawthorne	7	127	18.1	26	0						
Robinson	4	32	8.0	17	1						
Patriots	292	3685	12.6	76t	26						
Opponents	283	3666	13.0	68t	25						

INTERCEPTIONS	NO	YDS	AVG	LG	TD
Clayborn	3	102	34.0	85	0
Lippett	3	23	7.7	13	0
Marion	2	39	19.5	26	0
R. James	2	14	7.0	14	0
Gibson	2	4	2.0	4	0
Sanford	2	2	1.0	2	0
Dombroski	1	23	23.0	23	0
Blackmon	1	3	3.0	3	0
Nelson	1	0	0.0	0	0
Patriots	17	210	12.4	85	0
Opponents	14	237	16.9	86t	3

PUNTING	NO	YDS	AVG	TB	IN20	LG	BLK
Camariello	48	2020	42.1	7	12	61	0
Prestridge	44	1884	42.8	5	8	89	0
Patriots	92	3904	42.4	12	20	89	0
Opponents	83	3345	40.3	7	17	64	0

PUNT RETURNS	NO	FC	YDS	AVG	LG	TD
Fryar	36	10	347	9.6	55	0
Starring	10	1	73	7.3	16	0
C. Weathers	1	0	7	7.0	7	0
Gibson	1	0	3	3.0	3	0
Sanford	0	2	0	0.0	0	0
R. James	0	2	0	0.0	0	0
Patriots	48	15	430	9.0	55	0
Opponents	45	12	442	9.8	47t	1

SACKS	PAT	FG	S	TD
Franklin	0	0	0	0
Ramsey	7	0	0	0
Collins	5	0	0	0
Eason	5	0	0	0
Morgan	5	0	0	0
Dawson	4	0	0	0
Starring	4	0	0	0
Tatupu	4	0	0	0
Jones	3	0	1	0
C. Weathers	2	0	0	0
C. James	1	0	0	0
Robinson	1	0	0	0
Fryar	1	0	0	0
R. James	0	0	0	0
Patriots	42	15	26	1
Opponents	42	11	25	6

SCORING	TD	R	Pa	Rt	PAT	FG	S	TD
Franklin	0	0	0	0	42/42	22/28	0	108
Ramsey	7	0	0	0	0	0	0	42
Collins	5	5	0	0	0	0	0	30
Eason	5	5	0	0	0	0	0	30
Morgan	5	0	5	0	0	0	0	30
Dawson	4	0	4	0	0	0	0	24
Starring	4	0	4	0	0	0	0	24
Tatupu	4	4	0	0	0	0	0	24
Jones	3	0	0	0	0	0	0	18
C. Weathers	2	0	0	0	0	0	0	12
C. James	1	0	0	0	0	0	0	6
Robinson	1	0	0	0	0	0	0	6
Fryar	1	0	0	0	0	0	0	6
R. James	0	0	0	0	0	0	1	2
Patriots	42	15	26	1	42/42	22/28	1	362
Opponents	42	11	25	6	37/42	21/31	0	352

PASSING	ATT	CMP	YARDS	CMP%	YDS/ATT	TD	TD%	INT	INT%	LG	SK/YDS	RATING
Eason	431	259	3228	60.1	7.49	23	5.3	8	1.8	76t	59/409	93.4
Grogan	68	32	444	47.1	6.53	3	4.4	6	8.8	65t	7/45	46.4
Kerrigan	1	1	13	100.0	13.0	0	0.0	0	0.0	13	0/0	118.8
Patriots	500	292	3685	58.4	7.37	26	5.2	14	2.8	76t	66/454	87.1
Opponents	513	283	3666	55.2	7.14	25	4.9	17	3.3	68t	55/452	80.3

Franklin: (-) (-) (32G) (44s,22G) (33wl, 49wl) (45G) (20G,27G) (48G) (20G,27G, 47G) (30G,40G,36w,47G,19G) (21G) (28G,40G) (29G,56s) (19G) (24G,38wl) (21G,34G,36G).

Opponents: (45wl,27G) (39wl,42wl) (42G) (19G,42G,22G,27G) (-) (24G, 48G,27G,36wl) (37s,35w) (28G) (46G, 18G) (-) (34G,43wl) (35G,61s) (28G,23G) (36G,33G) (50G,46G,48w) (25G,42b).

Starters: Offense: WR Stanley Morgan (12), Irving Fryar (2), Cedric Jones (2), LT Brian Holloway (16); LG John Hannah (15), Guy Morriss (1); C Pete Brock (12), G. Morriss; RG Ron Wooten (16); RT Darryl Haley (16); TE Lin Dawson (15), Derrick Ramsey (1); WR Stephen Starring (16); QB Tony Eason (13), Steve Grogan (3); RB Craig James (7), Tony Collins (5); Mosi Tatupu (4); H-Back D. Ramsey (12), Greg Hawthorne (1), Bo Robinson (1); 3rd WR I. Fryar (1), C. Jones (1).

Defense: LE Kenneth Sims (16); NT Dennis Owens (16); RE Toby Williams (15), Julius Adams (1); LOLB Andre Tippett (16), LILB Steve Nelson (16); RILB Lawrence McGrew (15), Clayton Weishuhn (1); ROLB Don Blackmon (16); LCB Ernest Gibson (8), Ronnie Lippett (8); RCB Raymond Clayborn (16); SS Roland James (15), Fred Marion (1); FS F. Marion (9), Rick Sanford (7).

1984 Coaching Staff: Tommy Brasher, Linebackers, Clev Bryant, Offensive Backfield, LeBaron Caruthers, Strength/ Conditioning, Steve Endicott, Receivers, Lew Erber, QB's/Offensive Coordinator, Bill Muir, Offensive Line, Rod Rust, Defensive Coordinator, Dante Scarnecchia, Special Teams/TE's, Steve Sidwell, Linebackers, Steve Walters, Defensive Backs.

Pro Bowl (4): G John Hannah (8), T Brian Holloway (2), LB Steve Nelson (2), LB Andre Tippett (1).



1985 FINAL STATISTICS (11-5)

Head Coach: Raymond Berry • Tied for Second in AFC East (Wild Card Playoff Qualifier) • Home Stadium: Sullivan Stadium

DATE	W/L	SCORE	OPPONENT	ATTENDANCE
9/08	W	26-20	Green Bay	49,488
9/15	L	7-20	at Chicago	60,533
9/22	W	17-14	at Buffalo	40,334
9/29	L	20-35	L.A. Raiders	60,686
10/06	L	20-24	at Cleveland	62,139
10/13	W	14-3	Buffalo	40,462
10/20	W	20-13	N.Y. Jets	58,163
10/27	W	32-14	at Tampa Bay	34,661
11/03	W	17-13	Miami	58,811
11/10	W	34-15	Indianapolis	54,176
11/17	W	20-13	at Seattle	60,345
11/24	L	13-16	at N.Y. Jets OT	74,100
12/01	W	38-31	at Indianapolis	56,740
12/08	W	23-6	Detroit	59,078
12/16	L	27-30	at Miami	69,489
12/22	W	34-23	Cincinnati	57,953
AFC PLAYOFFS				
12/28	W	26-14	at N.Y. Jets	70,598
1/05	W	27-20	at L.A. Raiders	88,936
1/12	W	31-14	at Miami	74,978
SUPER BOWL XX (at New Orleans, La.)				
1/26	L	10-46	vs. Chicago	73,818

Team Statistics

	PATS	OPP
TOTAL FIRST DOWNS	294	284
By Rushing	126	92
By Passing	153	168
By Penalty	15	24
Third Down: Md/Att.	83/223	74/227
Third Down: Eff.	37.0	33.0
Fourth Down: Md/Att.	4/10	5/15
Fourth Down: Eff.	40.0	33.0
TOTAL NET YARDS	5499	4714
Avg. per Game	343.7	294.6
Total Offensive Plays	1061	1042
Avg. per Play	5.2	4.5
NET YARDS RUSHING	2331	1655
Total Rushing Plays	565	466
Avg. per Rush	4.1	3.6
Avg. per Game	145.7	103.4
NET YARDS PASSING	3168	3059
Avg. per Game	198.0	191.2
Sacked/Yards Lost	39/315	51/334
Gross Yards Passing	3483	3393
Att./Completions	457/255	525/262
Completion Pct.	55.8	49.9
Had Intercepted	22	23
PUNTS/AVERAGE	92/42.9	97/40.5
NET PUNTING AVG.	33.7	32.5
PENALTIES/YARDS	114/842	83/699
FUMBLES/BALLS LOST	37/20	35/24
TOUCHDOWNS	41	32
Rushing	15	15
Passing	20	14
Returns	6	3
Score by Periods	1 2 3 4 OT	Total
Patriots	54 115 44 149 0	362
Opponents	75 64 56 92 3	290

SCORING	TD	Ru	Pa	Rt	PAT	FG	S	TP
Franklin	0	0	0	0	40/41	24/30	0	112
Fryar	10	1	7	2	0	0	0	60
C. James	7	5	2	0	0	0	0	42
Collins	5	3	2	0	0	0	0	30
Morgan	5	0	5	0	0	0	0	30
Jones	3	0	2	1	0	0	0	18
Grogan	2	2	0	0	0	0	0	12
Tatupu	2	2	0	0	0	0	0	12
Eason	1	1	0	0	0	0	0	6
Weathers	1	1	0	0	0	0	0	6
Hawthorne	1	0	1	0	0	0	0	6
D. Ramsey	1	0	1	0	0	0	0	6
Tippett	1	0	1	0	0	0	0	6
Rembert	1	0	1	0	0	0	0	6
Clayborn	1	0	1	0	0	0	0	6
Blackmon	0	0	0	0	0	0	0	2
Patriots	41	15	20	6	40/41	24/30	2	362
Opponents	32	15	14	3	30/32	22/25	1	290

RUSHING	NO	YDS	AVG	LG	TD
C. James	263	1227	4.7	65t	5
Collins	163	657	4.0	28	3
Weathers	41	174	4.2	42t	1
Tatupu	47	152	3.2	11	2
Eason	22	70	3.2	23	1
Grogan	20	29	1.5	12	2
Fryar	7	27	3.9	13	1
Morgan	1	0	0.0	0	0
Franklin	1	-5	-5.0	-5	0
Patriots	565	2331	4.1	65t	15
Opponents	466	1655	3.6	24	15

RECEIVING	NO	YDS	AVG	LG	TD
Collins	52	549	10.6	49	2
Morgan	39	760	19.5	50t	5
Fryar	39	670	17.2	56	7
D. Ramsey	28	285	10.2	26	1
C. James	27	360	13.3	90t	2
Jones	21	237	11.3	29t	2
Starring	16	235	14.7	40	0
Dawson	17	148	8.7	26	0
D. Williams	9	163	18.1	30	0
Hawthorne	3	42	14.0	28t	1
Weathers	2	18	9.0	13	0
Tatupu	2	16	8.0	15	0
Patriots	255	3483	13.7	90t	20
Opponents	262	3393	13.0	88t	14

INTERCEPTIONS	NO	YDS	AVG	LG	TD
Clayborn	7	189	27.0	83	0
Morgan	6	80	13.3	38	1
R. James	4	51	12.8	39	0
Lippett	3	93	31.0	58	0
Blackmon	1	14	14.0	14	0
McGrew	1	0	0.0	0	0
McSwain	1	0	0.0	0	0
Patriots	23	427	18.6	83	1
Opponents	22	243	11.0	38t	2

PUNTING	NO	YDS	AVG	TB	IN20	LG	BLK
Camarillo	92	3953	43.0	13	17	75	0
Patriots	92	3953	43.0	13	17	75	0
Opponents	97	3925	40.5	11	26	64	0

PUNT RETURNS	NO	FC	YDS	AVG	LG	TD
Fryar	37	15	520	14.1	85t	2
R. James	2	0	13	6.5	13	0
Starring	2	0	0	0.0	0	0
Marion	0	1	0	0.0	0	0
Bowman	1	0	-3	-3.0	-3	0
Patriots	42	16	530	12.6	85t	2
Opponents	56	7	597	10.7	46	0

KICK RETURNS	NO	YDS	AVG	LG	TD
Starring	48	1012	21.1	53	0
Fryar	3	39	13.0	24	0
Jones	3	37	12.3	20	0
Weathers	1	18	18.0	18	0
Hawthorne	1	13	13.0	13	0
C. James	1	0	0.0	0	0
Patriots	57	1119	19.6	53	0
Opponents	77	1434	18.6	58	0

PASSING	ATT	CMP	YARDS	CMP%	YDS/ATT	TD	TD%	INT	INT%	LG	SK/YDS	RATING
Eason	299	168	2156	56.2	7.2	11	3.7	17	5.7	90t	28/229	67.5
Grogan	156	85	1311	54.5	8.4	7	4.5	5	3.2	56	11/86	84.1
C. James	2	2	16	100.0	8.0	2	1.0	0	0.0	11t	0/0	139.6
Patriots	457	255	3483	55.8	7.6	20	4.4	22	4.8	90t	39/315	74.9
Opponents	525	262	3393	49.9	6.5	14	2.7	23	4.4	88t	51/334	61.2

Sacks: Tippett 16.5, Veris 10.0, Blackmon 8.0, Sims 5.5, Adams 5.0, Nelson 2.0, T. Williams 2.0, McGrew 1.0, L. Williams 1.0. Team, 51.0, Opponent, 39.0.

Field Goals 1-19 20-29 30-39 40-49 50+
Franklin 1/1 7/9 9/9 5/9 2/2
Patriots 1/1 7/9 9/9 5/9 2/2
Opponents 0/0 8/8 6/8 6/7 2/2

Franklin: (34G) (-) (32G) (47G,20G) (29G, 33G,47W) (20W) (19G,44G) (35G,50G, 49G,28W) (38G) (41G,30G) (-) (41W), 23G,28G) (35G) (38G,47W,50G,22G) (22G,49G) (25G,42W,30G)

Opponents: (40b) (21G,28G) (-) (-) (36W,44G) (47G) (53G,52G) (-) (26G, 32G) (-) (37W, 32G,31G) (21G,21G, 32G) (25G) (26G,37G) (44G,49G,47G) (42G, 22G,30G).

Starters: Offense: WR Stanley Morgan (13), Cedric Jones (3), LT Brian Holloway (16); LG John Hannah (14), Guy Morriss (2); C Pete Brock (8), G. Morriss (8); RG Ron Wooten (14), Paul Fairchild (2), RT Steve Moore (16); TE Lin Dawson (13), Derrick Ramsey (3); WR Irving Fryar (14), Stephen Starring (1), Derwin Williams (1); QB Tony Eason (10), Steve Grogan (6); RB Tony Collins (16); FB Craig James (14), Mosi Tatupu (2).

Defense: LE Ken Sims (13), Garin Veris (3); NT Dennis Owens (13), Lester Williams (3); RE Julius Adams (12), Toby Williams (3), G. Veris (1); LOLB Andre Tippett (16); LILB Steve Nelson (15), Johnny Rembert (1); RLB Lawrence McGrew (12), J. Rembert (4); ROLB Don Blackmon (14), L. McGrew (2); LCB Ronnie Lippett (16); RCB Raymond Clayborn (16); SS Roland James; FS Fred Marion (16).

1985 Coaching Staff: Dean Brittenham, Strength/Conditioning, Jim Carr, Defensive Backfield, Bobby Grier, Offensive Backfield, Ray Hamilton, Asst. Defensive Line, Rod Humenuik, Asst. Head Coach/Offensive Line, Harold Jackson, Receivers, Eddie Khayat, Defensive Line, John Polonchek, QBs/Special Asst. to Head Coach, Rod Rust, Defensive Coordinator, Dante Scamecchia, Special Teams/TEs, Don Shinnick, Linebackers, Les Steckel, Quarterbacks/Receivers.

Pro Bowl (8): CB Raymond Clayborn (2), KR Irving Fryar (1), G John Hannah (9), T Brian Holloway (3), RB Craig James (1), FS Fred Marion (1), LB Steve Nelson (3), LB Andre Tippett (2).

Results

1986 FINAL STATISTICS (11-5)

Head Coach: Raymond Berry • AFC East Division Champions • Home Stadium: Sullivan Stadium

DATE	W/L	SCORE	OPPONENT	ATTENDANCE
9/07	W	33-3	Indianapolis	55,208
9/11	W	20-6	at N.Y. Jets	72,422
9/21	L	31-38	Seattle	58,977
9/28	L	20-27	Denver	75,804
10/05	W	34-7	Miami	60,689
10/12	L	24-31	N.Y. Jets	60,342
10/19	W	34-0	Pittsburgh	54,743
10/26	W	23-3	at Buffalo	77,808
11/02	W	25-17	Atlanta	60,597
11/09	W	30-21	at Indianapolis	56,890
11/16	W	30-28	at L.A. Rams	64,339
11/23	W	22-19	Buffalo	60,455
11/30	W	21-20	at New Orleans	58,259
12/07	L	7-31	Cincinnati	60,633
12/14	L	24-29	San Francisco	60,787
12/22	W	34-27	at Miami	74,516
AFC PLAYOFFS				
1/04	L	17-22	at Denver	76,105

Team Statistics

	PATS	OPP
TOTAL FIRST DOWNS	314	286
By Rushing	77	118
By Passing	202	153
By Penalty	35	15
Third Down: Md/Att.	77/227	79/219
Third Down: Eff.	33.9	36.1
Fourth Down: Md/Att.	8/11	7/12
Fourth Down: Eff.	72.7	58.3
TOTAL NET YARDS	5327	5181
Avg. per Game	332.9	323.8
Total Offensive Plays	1073	1031
Avg. per Play	5.0	5.0
NET YARDS RUSHING	1373	2203
Total Rushing Plays	469	510
Avg. per Rush	2.9	4.3
Avg. per Game	85.8	137.7
NET YARDS PASSING	3954	2978
Avg. per Game	247.1	186.1
Sacked/Yards Lost	47/367	48/346
Gross Yards Passing	4321	3324
Att./Completions	557/340	473/255
Completion Pct.	61.0	53.9
Had Intercepted	13	21
PUNTS/AVERAGE	92/40.7	90/39.8
NET PUNTING AVG.	33.1	33.4
PENALTIES/YARDS	87/672	106/866
FOULS/BALLS LOST	27/11	38/19
TOUCHDOWNS	45	35
Rushing	10	19
Passing	29	15
Returns	6	1

Score by Periods	1	2	3	4	OT	Total
Patriots	82	102	99	129	0	412
Opponents	34	83	64	126	0	307

SCORING	TD	Ru	Pa	Rt	PAT	FG	S	TP
Franklin	0	0	0	44/45	32/41	0	14	0
Morgan	10	0	10	0	0	0	60	0
Collins	8	3	5	0	0	0	48	0
Fryar	7	0	6	1	0	0	42	0
C. James	4	4	0	0	0	0	24	0
Scott	3	0	3	0	0	0	18	0
Baty	2	0	2	0	0	0	12	0
Starring	2	0	2	0	0	0	12	0
Tatupu	2	1	0	1	0	0	12	0
Grogan	1	1	0	0	0	0	6	0
Jones	1	0	1	0	0	0	6	0
Marion	1	0	0	1	0	0	6	0
McSwain	1	0	0	1	0	0	6	0
Rembert	1	0	0	1	0	0	6	0
B. Williams	1	0	0	1	0	0	6	0
Weathers	1	1	0	0	0	0	6	0
Patriots	45	10	29	6	44/45	32/41	1	412
Opponents	35	19	15	1	34/35	21/28	0	307

RUSHING	NO	YDS	AVG	LG	TD
C. James	154	427	2.8	16	4
Collins	156	412	2.6	17	3
Tatupu	71	172	2.4	13	1
Eason	35	170	4.9	26	0
Fryar	4	80	20.0	31	0
Weathers	21	58	2.8	16t	1
Dupard	15	39	2.6	11	0
Grogan	9	23	2.6	10	1
Hawthorne	1	5	5.0	5	0
Starring	1	0	0.0	0	0
Ramsey	1	-6	-6.0	-6	0
Jones	1	-7	-7.0	-7	0
Patriots	469	1373	2.9	31	19
Opponents	510	2203	4.3	58t	19

RECEIVING	NO	YDS	AVG	LG	TD
Morgan	84	1491	17.8	44t	10
Collins	77	684	8.9	49	5
Fryar	43	737	17.1	69t	6
Baty	37	331	8.9	22	2
Hawthorne	24	192	8.0	17	0
C. James	18	129	7.2	17	0
Starring	16	295	18.4	47	2
Tatupu	15	145	9.7	25	0
Jones	14	222	15.9	28	1
Scott	8	41	5.1	8t	3
D. Williams	2	35	17.5	26	0
Weathers	1	14	14.0	14	0
Holloway	1	5	5.0	5	0
Patriots	340	4321	12.7	69t	29
Opponents	255	3324	13.0	67t	15

INTERCEPTIONS	NO	YDS	AVG	LG	TD
Lippett	8	76	9.5	43	0
Clayborn	3	4	1.3	4	0
Marion	2	56	28.0	37	1
McGrew	2	44	22.0	27	0
R. James	2	39	19.5	21	0
Nelson	2	21	10.5	17	0
Rembert	1	37	37.0	37	0
McSwain	1	3	3.0	3	0
Tippett	0	32	-	32	0
Patriots	21	312	14.9	69	1
Opponents	13	151	11.6	26	0

PUNTING	NO	YDS	AVG	TB	IN20	LG	BLK
Camarillo	89	3746	42.1	7	16	64	3
Patriots	90	3746	42.1	7	16	64	3
Opponents	90	3585	39.8	9	21	73	3

PUNT RETURNS	NO	FC	YDS	AVG	LG	TD
Fryar	35	10	366	10.5	59t	1
Starring	6	0	18	3.0	12	0
Marion	1	1	12	12.0	12	0
R. James	0	1	0	0.0	0	0
Patriots	42	12	396	9.4	59t	1
Opponents	60	4	565	9.4	39	0

Sacks: Veris 11.0, Tippett 9.5, Blackmon 7.5, B. Williams 7.0, Rembert 4.0, Hodge 1.0, R. James 1.0, McGrew 1.0, Nelson 1.0, Owens 1.0, Reynolds 1.0, Ruth 1.0, Thomas 1.0, Sims 0.5, T. Williams 0.5. Patriots 48.0, Opponents 47.0.

KICK RETURNS	NO	YDS	AVG	LG	TD
--------------	----	-----	-----	----	----

Starring	36	802	22.3	52	0
Fryar	10	192	19.2	33	0
Jones	4	63	15.8	20	0
Dupard	3	50	16.7	21	0
Rembert	3	27	9.0	14	0
Hawthorne	2	13	6.5	13	0
Patriots	58	1147	19.8	52	0
Opponents	81	1480	18.3	39	0

FIELD GOALS	1-19	20-29	30-39	40-49	50+
Franklin	1/1	7/7	15/17	9/16	0/0
Patriots	1/1	7/7	15/17	9/16	0/0
Opponents	0/0	7/7	8/9	6/8	0/4

Franklin: (25G,38G,39G,49G) (49n,45G, 42G) (26G,36n) (42n,34G,37G) (21G, 31G) (45n,26G) (47n,31G,36G) (31G 47n,27G, 26G) (31G,32G,32G, 33G) (38G,31G,24G) (42G,45G,19G) (37G, 47G) (49n) (44n) (41G) (47G,44G,39n).

Opponents: (25G,57n) (33G,47G) (33G) (44G,34G) (55n) (47G) (0) (53n,26G) (41G,36n,53n) (0) (42n) (28G,33G,34G, 48G) (28G, 38G) (24G,44n) (20G,31G, 36G) (42G,21G)

Starters: Offense: WR Stanley Morgan (16); LT Brian Holloway (15), Steve Moore (1); LG Paul Fairchild (15), Trevor Matich (1); C Pete Brock (16); RG Ron Wooten (16); RT Steve Moore (10), Darryl Haley (6); TE Greg Hawthorne (10), Greg Baty (6); WR Irving Fryar (13), Stephen Starring (3); QB Tony Eason (15), Steve Grogan (1); RB Tony Collins (15), Craig James (1); FB C. James (11), Mosi Tatupu (5); 2nd TE G. Baty (1).

Defense: LE Brent Williams (16); NT Toby Williams (15), Dennis Owens (1); RE Garin Veris (15), Ben Thomas (1); LOLB Andre Tippett (11), Lawrence McGrew (4), D. Owens (1); LLB Steve Nelson (12), Johnny Rembert (4); RILB L. McGrew (9), J. Rembert (5), Ed Reynolds (2); ROLB Don Blackmon (15), L. McGrew (1); LCB Ronnie Lippett (15), Ernest Gibson (1); RCB Raymond Clayborn (16); Roland James (15), Jim Bowman (1); FS Fred Marion (16).

1986 Coaching Staff: Dean Brittenham, Strength/Conditioning, Jim Carr, Defensive Backfield, Bobby Grier, Offensive Backfield, Ray Hamilton, Asst. Defensive Line, Rod Humenuik, Asst. Head Coach/Offensive Line, Harold Jackson, Receivers, Eddie Khayat, Defensive Line, John Polonchek, QBs/Special Asst. to Head Coach, Rod Rust, Defensive Coordinator, Dante Scarnecchia, Special Teams/TE's, Don Shinnick, Linebackers, Les Steckel, Quarterbacks/ Receivers.

Pro Bowl (6): CB Raymond Clayborn (3), K Tony Franklin (1), WR Stanley Morgan (3), Spt Mosi Tatupu (1), LB Andre Tippett (3).

PASSING	ATT	CMP	YARDS	CMP%	YDS/ATT	TD	TD%	INT	INT%	LG	SK/YDS	RATING
Eason	448	276	3328	61.6	7.43	19	4.2	10	2.2	49	43/336	89.2
Grogan	102	62	976	60.8	9.57	9	8.8	2	2.0	69t	4/31	113.8
C. James	4	1	10	25.0	2.50	1	25.0	1	25.0	10t	0/0	39.6
Ramsey	3	1	7	33.3	2.33	0	0.0	0	0.0	7	0/0	42.4
Patriots	557	340	4321	61.0	7.76	29	5.2	13	2.3	69t	47/367	92.9
Opponents	473	255	3324	53.9	7.02	15	3.2	21	4.4	67t	48/346	68.4



1987 FINAL STATISTICS (8-7)

Head Coach: Raymond Berry • Tied for Second in AFC East • Home Stadium: Sullivan Stadium

DATE	W/L	SCORE	OPPONENT	ATTENDANCE
9/13	W	28-21	Miami	54,642
9/21	L	24-43	at N.Y. Jets	70,947
9/27	Cancelled	Strike	at Washington	
10/04	L	10-20	Cleveland	14,830
10/11	W	14-7	Buffalo	11,878
10/18	W	21-7	at Houston	26,294
10/25	L	16-30	at Indianapolis	48,850
11/01	W	26-23	L.A. Raiders	60,664
11/08	L	10-17	at N.Y. Giants	73,817
11/15	L	17-23	Dallas OT	60,567
11/22	W	24-0	Indianapolis	56,906
11/29	L	31-34	Philadelphia OT	54,198
12/06	L	20-31	at Denver	75,794
12/13	W	42-20	N.Y. Jets	60,617
12/20	W	13-7	at Buffalo	74,945
12/28	W	24-10	at Miami	61,192

Team Statistics

	PATS	OPP						
TOTAL FIRST DOWNS	266	293						
By Rushing	84	112						
By Passing	158	159						
By Penalty	24	22						
Third Down: Md/Att.	81/219	84/228						
Third Down: Eff.	36.9	36.8						
Fourth Down: Md/Att.	9/14	11/23						
Fourth Down: Eff.	64.2	47.8						
TOTAL NET YARDS	4454	4877						
Avg. per Game	296.9	325.1						
Total Offensive Plays	986	1053						
Avg. per Play	4.5	4.6						
NET YARDS RUSHING	1771	1778						
Total Rushing Plays	513	490						
Avg. per Rush	3.5	3.6						
Avg. per Game	118.1	118.5						
NET YARDS PASSING	2683	3099						
Avg. per Game	178.9	206.6						
Sacked/Yards Lost	33/246	43/339						
Gross Yards Passing	2929	3438						
Att./Completions	440/236	520/273						
Completion Pct.	53.6	52.5						
Had Intercepted	18	21						
PUNTS/AVERAGE	89/37.6	77/38.1						
NET PUNTING AVG.	30.5	33.8						
PENALTIES/YARDS	64/506	110/846						
FUMBLES/BALLS LOST	36/13	42/21						
TOUCHDOWNS	39	34						
Rushing	12	13						
Passing	22	17						
Returns	5	4						
Score by Periods	1 2 3 4 OT	1 2 3 4 OT						
Patriots	76	111	72	61	0	320		
Opponents	39	68	71	106	9	253		
SCORING	Td	Ru	Pa	Rt	PAT	FG	9	PTS
Franklin	0	0	0	0	37/38	15/26	0	82
Collins	6	3	3	0	0	0	0	36
Fryar	5	0	5	0	0	0	0	30
Dupard	3	3	0	0	0	0	0	18
Jones	3	0	3	0	0	0	0	18
Morgan	3	0	3	0	0	0	0	18
Starring	3	0	3	0	0	0	0	18
Baty	2	0	2	0	0	0	0	12
Grogan	2	2	0	0	0	0	0	12
Linne	2	0	2	0	0	0	0	12
Lippett	2	0	0	2	0	0	0	12
Scott	2	0	1	0	0	0	0	12
Bleier	1	1	0	0	0	0	0	6
Clayborn	1	0	0	0	0	0	0	6
LeBlanc	1	0	0	0	0	0	0	6
Ramsey	1	0	0	0	0	0	0	6
Tippett	1	0	0	0	0	0	0	6
Woods	1	1	0	0	0	0	0	6
Schubert	0	0	0	0	1/1	1/2	0	4
Patriots	39	12	2	5	38/39	16/28	0	320
Opponents	34	13	17	4	33/33	18/27	1	293

RUSHING	NO	YDS	AVG	LG	TD
Collins	147	474	3.2	19	3
Dupard	94	318	3.4	49	3
Tatupu	79	248	3.1	19	0
Perryman	41	187	4.6	48	0
LeBlanc	49	170	3.5	42	1
Ramsey	13	75	5.8	19	1
Fryar	9	52	5.8	16	0
Hansen	16	44	2.8	7	0
Davis	9	43	4.8	27	0
Flutie	6	43	7.2	13	0
Grogan	20	37	1.9	8	2
Eason	3	25	8.3	13	0
C. McSwain	4	23	5.8	9	0
Woods	4	20	5.0	13	1
Starring	2	13	6.5	10	0
C. James	4	10	2.5	5	0
Camarillo	1	0	0.0	0	0
Bleier	5	-5	-1.0	11	1
Whitten	2	-6	-3.0	-2	0
Patriots	513	1771	3.5	49	12
Opponents	490	1778	3.6	60	13

RECEIVING	NO	YDS	AVG	LG	TD
Collins	44	347	7.9	29	3
Morgan	40	672	16.8	45	3
Fryar	31	467	15.1	40	5
Jones	25	388	15.5	29	3
Starring	17	289	17.0	34	3
Baty	15	138	9.2	22	2
Tatupu	15	136	9.1	23	0
Dawson	12	81	6.8	14	0
Linne	11	158	14.4	30	2
Scott	5	35	7.0	15	1
Coffey	3	66	22.0	35	0
Gadbois	3	51	17.0	20	0
D. Williams	3	30	10.0	12	0
Perryman	3	13	4.3	7	0
Dupard	3	1	0.3	2	0
Frain	2	22	11.0	11	0
LeBlanc	2	3	1.5	3	0
Hansen	1	22	22.0	22	0
Pickering	1	10	10.0	10	0
Patriots	236	2929	12.4	45	22
Opponents	273	3438	12.6	61	17

INTERCEPTIONS	NO	YDS	AVG	LG	TD
Marion	4	53	13.3	25	0
Lippett	3	103	34.3	45	2
Clayborn	2	24	12.0	24	0
E. Gibson	2	17	8.5	17	0
Bowman	2	3	1.5	3	0
E. Williams	1	51	51.0	51	0
R. James	1	27	27.0	27	0
R. McSwain	1	17	17.0	17	0
Shegog	1	7	7.0	7	0
Holmes	1	4	4.0	4	0
Rembert	1	1	1.0	1	0
P. Williams	1	0	0.0	0	0
Petersen	1	0	0.0	0	0
Patriots	21	307	14.6	51	2
Opponents	18	160	8.9	38	2

PUNTING	NO	YDS	AVG	TB	IN20	LG	BLK
Camarillo	62	2489	40.1	8	14	73	1
Herline	25	861	34.3	4	1	50	1
Patriots	89	3350	37.6	12	15	73	2
Opponents	77	2937	38.1	6	25	62	2

PUNY RETURNS	NO	FC	YDS	AVG	LG	TD
Fryar	18	12	174	9.7	36	0
Linne	5	2	22	4.4	16	0
Marion	1	2	0	0.0	0	0
Starring	1	1	17	17.0	17	0
Patriots	25	17	213	8.5	36	0
Opponents	41	11	397	9.7	34	0

KICK RETURNS	NO	YDS	AVG	LG	TD
Starring	23	445	19.3	43	0
Fryar	6	119	19.8	31	0
Davis	5	134	26.8	43	0
Dupard	4	61	15.3	21	0
Perryman	3	43	14.3	16	0
LeBlanc	2	31	15.5	24	0
C. McSwain	2	32	16.0	24	0
Alexander	1	4	4.0	4	0
Collins	1	18	18.0	18	0
Hansen	1	14	14.0	14	0
Patriots	48	901	18.8	43	0
Opponents	63	1130	17.9	60	0

Sacks: Tippett 12.5, Veris 7.0, B. Williams 5.0, T. Williams 4.5, Rembert 2.0, Reynolds 2.0, Sims 1.5, Blackmon 1.0, Hodge 1.0, Lippett, 1.0, Mangiero 1.0, McCabe 1.0, McGrew 1.0, Wichard 1.0, Wilburn 1.0, Bowman, 0.5. Team, 43.0, Opponents, 33.0.

FIELD GOALS	1-19	20-29	30-39	40-49	50+
Franklin	0/0	5/5	6/11	3/7	1/3
Schubert	0/0	1/1	0/0	0/1	0/0
Patriots	0/0	6/6	6/11	3/8	1/3
Opponents	2/2	7/7	6/9	3/8	0/1

Franklin: (39n,47n) (48n,32G) (-) (-) (52n) (38G,31G,49G) (50G,27G,25G, 29G) (50n,46G) (35n,41G) (37n,34G,37n) (43n,21G,31n,46n) (38G,27G) (-) (-) (31G) **Schubert:** (-) (-) (23G,40n).

Opponents: (-) (22G,34G) (28G,21G,37n) (-) (48n,34n) (48G,38G,24G) (31G, 31G, 39G, 41n) (19G,41n) (20G) (46n) (19G,44n,39n,38G) (52n,24G) (24G,42G) (-) (47G).

Starters: Offense: WR Stanley Morgan (9), Cedric Jones (3), Wayne Coffey (3); LT Danny Villa (7), Steve Moore (4), George Colton (3), Art Plunkett (0); LG Sean Farrell (15), Paul Fairchild (1); C Guy Morriss (7), Trevor Matich (4), Pete Brock (3), P. Fairchild (1); RG Ron Wooten (13), Eric Stokes (1), Darren Twombly (1); RT Bruce Armstrong (12), Greg Robinson (3); TE Lin Dawson (11), Todd Frain (2), Willie Scott (1); WR Irving Fryar (11), Larry Linne (3), C. James (1); QB Steve Grogan (6), Tony Eason (3), Tom Ramsey (3), Bob Bleier (2), Doug Flutie (0); RB Tony Collins (11) Reggie Dupard (2), Matt LeBlanc (2), FB Mossi Tatupu (9), Bruce Hansen (2), R. Dupard (1), Chuck McSwain (1), Bob Perryman (1), 3rd WR I. Fryar (1), Stephen Starring (1).

Defense: LE Kenneth Sims (8), Brent Williams (4), Benton Reed (3); NT Toby Williams (12), John Guzik (2), Tom Porell (1); RE Garin Veris (12), Steve Wilburn (3); LDB Andre Tippett (13), Mel Black (2); LLB Steve Nelson (11), Jerry McCraw (3), Johnny Rembert (1); RLB Lawrence McGrew (12), Greg Moore (3), Ed Reynolds (1); ROLB Ed Williams (7), Don Blackmon (4), Rogers Alexander (2), L. McGrew (1), Randy Sealby (1); LCB Ronnie Lippett (12), Joe Peterson (3); RCB Raymond Clayborn (9), Ernest Gibson (5), Fred Marion (1); SS Jim Bowman (8), Roland James (4), Ron Shegog (3); FS F. Marion (11), Darryl Holmes (3), R. Clayborn (1).

1987 Coaching Staff: Dean Brittenham, Strength/Conditioning, Jim Carr, Defensive Backfield, Bobby Grier, Offensive Backfield, Ray Hamilton, Asst. Defensive Line, Rod Humenuk, Asst. Head Coach/Offensive Line, Harold Jackson, Receivers, Eddie Khayat, Defensive Line, John Polonchek, QBs/Special Asst. to Head Coach, Rod Rust, Defensive Coordinator, Dante Scarneckia, Special Teams/TE's, Don Shinnick, Linebackers, Les Steckel, Quarterbacks/Receivers.

Pro Bowl (2): WR Stanley Morgan (4), LB Andre Tippett (4).

PASSING	ATT	CMP	YARDS	CMP%	YDS/ATT	TD	TD%	INT	INT%	LG	SK/YDS	RATING
Grogan	161	93	1183	57.8	7.34	10	6.2	9	5.6	40	7/55	78.2
Ramsey	134	71	898	53.0	6.70	10	7.5	6	4.5	40	1/64	70.4
Eason	79	42	453	53.2	5.73	3	3.8	2	2.5	45	8/70	72.4
Bleier	39	14	181	35.9	4.64	1	2.6	1	2.6	35	3/28	49.2
Flutie	25	15	199	60.0	7.96	1	4.0	0	0.0	30	0/0	98.6
Jones	1	0	0	0.0	0.0	0	0.0	0	0.0	0	0/0	39.6
Tatupu	1	1	15	100.0	15.0	1	100.0	0				

1988 FINAL STATISTICS (9-7)

Head Coach: Raymond Berry • Tied for Second in AFC East • Home Stadium: Sullivan Stadium

DATE	W/L	SCORE	OPPONENT	ATTENDANCE
9/04	W	28-3	N.Y. Jets	44,027
9/11	L	6-36	at Minnesota	55,545
9/18	L	14-16	Buffalo	55,945
9/25	L	6-31	at Houston	38,646
10/02	W	21-17	Indianapolis	58,050
10/09	L	3-45	at Green Bay	51,832
10/16	W	27-21	Cincinnati	59,969
10/23	L	20-23	at Buffalo	76,824
10/30	W	30-7	Chicago	60,821
11/06	W	21-10	Miami	60,840
11/13	W	14-13	at N.Y. Jets	48,358
11/20	W	6-3	at Miami	53,526
11/27	L	21-24	at Indianapolis	58,157
12/04	W	13-7	Seattle	59,068
12/11	W	10-7	Tampa Bay OT	39,889
12/17	L	10-21	at Denver	70,910

*At Milwaukee

RUSHING	NO	YDS	AVG	LG	TD	KICK RETURNS	NO	YDS	AVG	LG	TD
Stephens	297	1168	3.9	52	4	Martin	31	735	23.7	95t	1
Perryman	146	448	3.1	16	6	Allen	18	391	21.7	30	0
Flutie	38	179	4.7	16	1	Davis	6	106	17.7	24	0
Dupard	52	151	2.9	15	2	Fryar	1	3	3.0	3	0
Tatupu	22	75	3.4	22	2	Tatupu	1	13	13.0	13	0
Allen	7	40	5.7	12	0	Patriots	57	1248	21.9	95t	1
Eason	5	18	3.6	10	0	Opponents	45	888	19.7	51	0
C. James	4	15	3.8	8t	1	Sacks: B.Williams 8.0, Tippett 7.0, Jordan 3.0, Rembert 3.0, Goad 2.0, McGrew 2.0, Veris 2.0, Hodge 1.0, Team 1.0. Patriots 29.0, Opponents 23.0.					
Fryar	6	12	2.0	6	0	FIELD GOALS 1-19 20-29 30-39 40-49 50+					
Grogan	6	12	2.0	6	1	Staurowsky	0/0	3/4	4/5	0/2	0/0
Ramsey	3	8	2.7	9	0	Garcia	0/0	2/3	1/3	2/5	1/2
Feagles	1	0	0.0	0	0	Patriots	0/0	5/7	5/8	2/7	1/2
Morgan	1	-6	-6.0	-6	0	Opponents	0/0	6/7	5/5	5/11	1/3
Patriots	588	2120	3.6	52	17	Opponents: (29G) (39G,24G) (38G, 44G,41G) (46w,46wr,49G) (20G) (25G, 43w) (-) (30G,35G,33G) (-) (51G) (47G, 48G) (27G,54w,50wr,23w) (28G) (47wr, 41wr) (40S) (-).					
Opponents	496	2099	4.2	36	20	Starters: Offense: WR Stanley Morgan (14), Cedric Jones (1); LT Danny Villa (14), Trevor Matich (2); LG Sean Farrell (15), Paul Fairchild (1); C Mike Baab (12), T. Matich (4); RG Ron Wooten (15), P. Fairchild (1); RT Bruce Armstrong (16); TE Russ Francis (8), Lin Dawson (6), Steve Johnson (1), Willie Scott (1); WR Irving Fryar (14), C. Jones (1); QB Doug Flutie (9), Steve Grogan (4), Tony Eason (2), Tom Ramsey (1); RB John Stephens (14), Reggie Dupard (2); FB Robert Perryman (16); 2nd TE Steve Johnson (2).					

Team Statistics

	PATS	OPP
TOTAL FIRST DOWNS	264	272
By Rushing	126	119
By Passing	112	138
By Penalty	26	15
Third Down: Md/Att.	79/219	58/199
Third Down: Eff.	36.1	29.1
Fourth Down: Md/Att.	9/14	9/18
Fourth Down: Eff.	64.2	50.0
TOTAL NET YARDS	4293	4681
Avg. per Game	268.3	292.6
Total Offensive Plays	1000	961
Avg. per Play	4.3	4.9
NET YARDS RUSHING	2120	2099
Total Rushing Plays	588	496
Avg. per Rush	3.6	4.2
Avg. per Game	132.5	131.2
NET YARDS PASSING	2173	2582
Avg. per Game	135.8	161.4
Sacked/Yards Lost	23/160	29/219
Comp. Yards Passing	2333	2801
Att./Completions	389/199	436/234
Completion Pct.	51.2	53.7
Had Intercepted	28	20
PUNTS/AVERAGE	91/38.3	86/42.2
NET PUNTING AVG.	34.1	35.5
PENALTIES/YARDS	87/665	108/858
FUMBLES/BALLS LOST	19/10	29/15
TOUCHDOWNS	31	33
Rushing	17	20
Passing	12	13
Returns	2	0
Score by Periods	1 2 3 4 OT Total	1 2 3 4 OT Total
Patriots	49 87 50 61 3 250	
Opponents	48 77 57 102 0 284	

RECEIVING	NO	YDS	AVG	LG	TD	INTERCEPTIONS	NO	YDS	AVG	LG	TD
Dupard	34	232	6.8	15	0	Clayborn	4	65	16.3	31	0
Fryar	33	490	14.8	80t	5	Marion	4	47	11.8	22	0
Morgan	31	502	16.2	32	4	R. James	4	30	7.5	22	0
Jones	22	313	14.2	41t	1	McSwain	2	51	25.5	42	0
Perryman	17	134	7.9	18	0	Rembert	2	10	5.0	6	0
C. James	14	171	12.2	32	0	Jordan	1	31	31.0	31	0
Stephens	14	98	7.0	17	0	McGrew	1	6	6.0	6	0
Francis	11	161	14.6	51	0	Lippett	1	4	4.0	4	0
Dawson	8	106	13.3	38	2	Bowman	1	0	0.0	0	0
Tatupu	8	58	7.3	17	0	Patriots	20	244	12.2	42	0
Martin	4	51	12.8	21	0	Opponents	28	286	10.2	42	0
Scott	1	8	8.0	8	0	Defense: LE Brent Williams (14), Milford Hodge (1), Kenneth Sims (1); NT Tim Goad (14), B. Williams (2); RE Garin Veris (9), M. Hodge (6), Edmund Nelson (1); LOLB Andre Tippett (11), Tim Jordan (5); LILB Ed Reynolds (14), Vincent Brown (2); RILB Johnny Rembert (15), V. Brown (1); ROLB Lawrence McGrew (15), Tim Jordan (1); LCB Ronnie Lippett (15), Rod McSwain (1); Raymond Clayborn (16); SS Roland James (15), Jim Bowman (1); FS Fred Marion (16).					
Johnson	1	5	5.0	5	0	1988 Coaching Staff: Don Blackmon, Staff Assistant, Jim Carr, Defensive Backfield, Bobby Grier, Offensive Backfield, Ray Hamilton, Asst. Defensive Line, Rod Humenuik, Asst. Head Coach/Offensive Line, Harold Jackson, Receivers, Eddie Khayat, Defensive Line, Guy Morris, Asst. Offensive Line, John Polonchek, QBs/Special Asst. to Head Coach, Dante Scarnecchia, Special Teams/TE's, Don Shinnick, Linebackers, Jerry Simmons., Strength/Conditioning, Les Steckel, Quarterbacks/Receivers.					
Farrell	1	4	4.0	4	0	Pro Bowl (3): RB John Stephens (1), LB Andre Tippett (5), LB Johnny Rembert (1).					

SCORING	TD	Ru	Pa	Rt	PAT	FG	S	TP
Perryman	6	0	0	0	0	0	0	36
Staurowsky	0	0	0	14/15	7/11	0	0	35
Fryar	5	0	5	0	0	0	0	30
Stephens	5	4	0	1	0	0	0	30
Garcia	0	0	0	11/16	6/13	0	0	29
Morgan	4	0	4	0	0	0	0	24
Dawson	2	0	2	0	0	0	0	12
Dupard	2	2	0	0	0	0	0	12
Tatupu	2	2	0	0	0	0	0	12
Flutie	1	1	0	0	0	0	0	6
Grogan	1	1	0	0	0	0	0	6
C. James	1	1	0	0	0	0	0	6
Jones	1	0	1	0	0	0	0	6
Martin	1	0	0	1	0	0	0	6
Patriots	31	17	12	2	25/31	13/24	0	250
Opponents	33	20	13	0	33/33	17/26	1	284

PUNTING	NO	YDS	AVG	TB	IN20	LG	BLK
Feagles	91	3482	38.3	8	24	74	0
Patriots	91	3482	38.3	8	24	74	0
Opponents	86	3633	42.2	9	19	70	0
PUNT RETURNS	NO	FC	YDS	AVG	LG	TD	
Fryar	38	8	398	10.5	30	0	
Bowman	0	1	0	0.0	0	0	
Patriots	38	9	398	10.5	30	0	
Opponents	37	17	217	5.9	19	0	

PASSING	ATT	CMP	YARDS	CMP%	YDS/ATT	TD	TD%	INT	INT%	LG	SK/YDS	RATING
Flutie	179	92	1150	51.4	6.42	8	4.5	10	5.6	80t	11/65	63.3
Grogan	140	67	834	47.9	5.95	4	2.9	13	9.3	41t	8/77	37.6
Eason	43	28	249	65.1	5.79	0	0.0	2	4.7	26	2/12	61.1
Ramsey	27	12	100	44.4	3.70	0	0.0	3	11.1	23	2/6	15.0
Patriots	389	199	2333	51.2	5.99	12	3.1	28	7.2	80t	23/160	50.0
Opponents	436	234	2801	53.7	6.42	13	2.9	20	4.6	51t	29/219	64.4



1989 FINAL STATISTICS (5-11)

Head Coach: Raymond Berry • Fourth in AFC East • Home Stadium: Sullivan Stadium

DATE	W/L	SCORE	OPPONENT	ATTENDANCE
9/10	W	27-24	at N.Y. Jets	64,541
9/17	L	10-24	Miami	57,043
9/24	L	3-24	Seattle	48,025
10/01	L	10-31	at Buffalo	78,921
10/08	W	23-13	Houston	59,828
10/15	L	15-16	at Atlanta	39,697
10/22	L	20-37	at San Francisco	70,000
10/29	W	23-20	at Indianapolis OT	59,356
11/05	L	26-27	N.Y. Jets	53,366
11/12	L	24-28	New Orleans	47,680
11/19	W	53-24	Buffalo	49,663
11/26	L	21-24	at L.A. Raiders	38,747
12/03	W	22-16	Indianapolis	32,234
12/10	L	10-31	Miami	55,913
12/17	L	10-28	at Pittsburgh	26,594
12/24	L	20-24	L.A. Rams	37,940

RUSHING	NO	YDS	AVG	LG	TD
Stephens	244	833	3.4	35t	7
Perryman	150	562	3.7	18	2
Flutie	16	87	5.4	22	0
Dupard	25	63	2.5	10	1
Allen	11	51	4.6	18	1
Wilson	7	42	6.0	11	0
Tatupu	11	38	3.5	20	0
Egu	3	20	6.7	15t	1
Martin	2	20	10.0	13	0
Grogan	9	19	2.1	7	0
Fryar	2	15	7.5	11	0
C. Jones	1	3	3.0	3	0
Eason	2	-2	-1.0	0	0
Wonsley	2	-2	-1.0	0	0
Patriots	485	1749	3.6	35t	12
Opponents	495	1978	4.0	58t	19

KICK RETURNS	NO	YDS	AVG	LG	TD
Martin	24	584	24.3	38	0
Tucker	13	270	20.8	37	0
Rice	11	242	22.0	46	0
Allen	6	124	20.7	29	0
Taylor	3	52	17.3	22	0
Wonsley	3	69	23.0	40	0
Egu	2	26	13.0	22	0
Hodge	2	19	9.5	11	0
Timpson	2	13	6.5	13	0
Fryar	1	47	47.0	47	0
Rehder	1	14	14.0	14	0
Tatupu	1	2	2.0	2	0
Patriots	69	1462	21.2	47	0
Opponents	61	1199	19.7	60	0

Team Statistics

	PATS	OPP
TOTAL FIRST DOWNS	335	297
By Rushing	114	110
By Passing	87	176
By Penalty	34	11
Third Down: Md/Att.	92/240	72/199
Third Down: Eff.	38.3	36.2
Fourth Down: Md/Att.	10/29	5/12
Fourth Down: Eff.	34.5	41.7
TOTAL NET YARDS	5456	5644
Avg. per Game	341.0	352.8
Total Offensive Plays	1129	975
Avg. per Play	4.8	5.8
NET YARDS RUSHING	1749	1978
Total Rushing Plays	485	495
Avg. per Rush	3.6	4.0
Avg. per Game	109.3	123.6
NET YARDS PASSING	3707	3666
Avg. per Game	231.7	229.1
Sacked/Yards Lost	34/265	31/239
Gross Yards Passing	3972	3905
Att./Completions	610/302	449/259
Completion Pct.	49.5	57.7
Had Intercepted	27	16
PUNTS/AVERAGE	64/37.4	81/42.1
NET PUNTING AVG.	31.3	35.2
PENALTIES/YARDS	63/509	111/954
FUMBLES/BALLS LOST	26/12	22/12
TOUCHDOWNS	30	48
Rushing	12	19
Passing	17	27
Returns	1	2
Score by Periods	1 2 3 4 OT Total	0 0 0 0 0 0
Patriots	47 66 71 110 3 297	47 66 71 110 3 297
Opponents	82 144 58 107 0 391	82 144 58 107 0 391

RECEIVING	NO	YDS	AVG	LG	TD
Sievers	54	615	11.4	46	0
Dykes	49	795	16.2	42	5
C. Jones	48	670	14.0	65t	6
Fryar	29	537	18.5	52	3
Perryman	29	195	6.7	16	0
Morgan	28	486	17.4	55t	3
Stephens	21	207	9.9	37	0
Martin	13	229	17.6	37	0
Dawson	12	101	8.4	17	0
Tatupu	10	54	5.4	11	0
Dupard	6	70	11.7	45	0
Cook	3	13	4.3	5	0
Patriots	302	3972	13.2	65t	17
Opponents	259	3905	15.1	74t	27

Sacks: B. Williams 8.0, Jeter 7.0, McGrew 4.5, Brown 4.0, Sims 3.0, Rembert 2.5, Goad 1.0, Team 1.0. Patriots 31.0, Opponents 34.0.

Field Goals	1-19	20-29	30-39	40-49	50+
Davis	0/0	3/3	6/9	5/9	2/2
Staurowsky	0/0	4/4	5/7	4/5	1/1
Patriots	0/0	7/7	11/16	9/14	3/3
Opponents	3/3	6/7	8/10	2/4	0/2

Davis: (-) (40wr,28G) (35G) (35G,37w) (30G), 45s,34G,43G) (52G,32G,32G) (49G,21G) (47G, 38wr,48G,46wr,51G) (47G,43wr,26G,39S).
 Staurowsky: (44G) (34G,24G,34G, 38G) (-) (40wr,44G,37G,34s, 24G,50G,23G) (36G) (20G, 37ng) (44G,48G).

Opponents: (40G) (31G) (23G) (36G) (46G, 22G) (30G,30G,40w,22G) (33b, 23G,45b) (32G, 39G) (18G,23G) (-) (24wr,31G) (45w, 32G) (18) (23) (-) (19G, 50s,50w).

Starters: **Offense:** WR Stanley Morgan (10), Hart Lee Dykes (6); LT Danny Villa (13), David Viane (3); LG Sean Farrell (15), D. Villa (1); C Mike Baab (16); RG Paul Fairchild (15), D. Villa (1); RT Bruce Armstrong (16); TE Lin Dawson (13), Eric Sievers (3); WR Cedric Jones (11), Irving Fryar (4), Sammy Martin (1); QB Steve Grogan (6), Tony Eason (3), Marc Wilson (3), Doug Flutie (3); RB John Stephens (12), Reggie Dupard (2); FB Robert Perryman (14); 3rd WR I. Fryar (1), C. Jones (1); 2nd TE E. Sievers (2).

Defense: LE Ken Sims (15), Milford Hodge (1); NT Tim Goad (16); RE Brent Williams (16); LOLB Johnny Rembert (8); RB Jordan (4) Vincent Brown (2), Bruce Scholtz (2); LILB Ed Reynolds (16) RILB V. Brown (8), J. Rembert (8); ROLB Lawrence McGrew (16); LCB Maurice Hurst (14), Rod McSwain (2); RCB Raymond Clayborn (14), R. McSwain (2); SS Roland James (14), Jim Bowman (2); FS Fred Marion (16).

1989 Coaching Staff: Don Blackmon, Linebackers, Jim Carr, Defensive Backfield, Bobby Grier, Offensive Backfield, Ray Hamilton, Asst. Defensive Line, Harold Jackson, Receivers, Eddie Khayat, Defensive Line, Guy Morris, Asst. Offensive Line, John Polonchek, QBs/Special Asst. to Head Coach, Keith Rowan, Special Teams, Don Shinnick, Linebackers, Jerry Simmons, Strength/Conditioning, Richard Wood, Receivers.

Pro Bowl (1): LB Johnny Rembert (2).

INTERCEPTIONS	NO	YDS	AVG	LG	TD
Hurst	5	31	6.2	16t	1
James	2	50	25.0	28	0
Marion	2	19	9.5	18	0
McSwain	1	18	18.0	18	0
Feggins	1	4	4.0	4	0
Coleman	1	1	1.0	1	0
Clayborn	1	0	0.0	0	0
Rembert	1	0	0.0	0	0
Brown	1	-1	-1.0	-1	0
McGrew	1	-4	-4	-4	0
Patriots	16	118	19.7	28	1
Opponents	27	338	12.5	55	2

PUNTING	NO	YDS	AVG	NET	TB	IN20	LG	BLK
Feagles	63	2392	38.0	31.3	2	13	64	1
Patriots	64	2392	37.4	31.3	2	13	64	1
Opponents	81	3413	42.1	35.2	9	15	76	0

PUNT RETURNS	NO	FC	YDS	AVG	LG	TD
Martin	19	2	164	8.6	28	0
Tucker	13	1	102	7.8	25	0
Fryar	12	1	107	8.9	20	0
Hurst	1	0	6	6.0	6	0
Taylor	0	2	0	0.0	0	0
Patriots	45	6	379	8.4	28	0
Opponents	38	6	346	9.1	17	0

PASSING	ATT	CMP	YARDS	CMP%	YDS/ATT	TD	TD%	INT	INT%	LG	SK/YDS	RATING
Grogan	261	133	1697	51.0	6.50	9	3.4	14	5.4	55t	8/64	60.8
Wilson	150	75	1066	50.0	7.13	3	2.0	5	3.3	65t	10/71	64.5
Eason	105	57	761	54.3	7.25	3	2.9	4	3.8	45	10/78	71.2
Flutie	91	36	493	39.6	5.42	2	2.2	4	4.4	36	6/52	49.6
Feagles	2	0	0	0.0	0.0	0	0.0	0	0.0	0	0/0	36.6
Tatupu	1	1	15	100.0	15.00	0	0.0	0	0.0	15	0/0	147.9
Patriots	610	302	3972	49.5	6.51	17	2.8	27	4.4	65t	34/265	61.3
Opponents	449	259	3905	57.7	8.70	27	6.0	16	3.6	74t	31/239	91.6

1990 FINAL STATISTICS (1-15)

Head Coach: Rod Rust • Fifth in AFC East • Home Stadium: Foxboro Stadium

DATE	W/L	SCORE	OPPONENT	ATTENDANCE
9/09	L	24-27	Miami	45,305
9/16	W	16-14	at Indianapolis	49,256
9/23	L	7-41	at Cincinnati	56,470
9/30	L	13-37	N.Y. Jets	36,724
10/07	L	20-33	Seattle	39,735
10/14			BYE WEEK	
10/18	L	10-17	at Miami	62,630
10/28	L	10-27	Buffalo	51,959
11/04	L	20-48	at Philadelphia	65,514
11/11	L	10-13	Indianapolis	28,924
11/18	L	0-14	at Buffalo	74,720
11/25	L	14-34	at Phoenix	30,110
12/02	L	7-37	Kansas City	26,280
12/09	L	3-24	at Pittsburgh	48,354
12/15	L	10-25	Washington	22,286
12/23	L	7-42	N.Y. Jets	30,250
12/30	L	10-13	N.Y. Giants	60,410

Team Statistics

	PATS	OPP				
TOTAL FIRST DOWNS	239	307				
By Rushing	65	151				
By Passing	156	139				
By Penalty	18	17				
Third Down: Md/Att.	86/227	84/192				
Third Down: Eff.	37.9	43.8				
Fourth Down: Md/Att.	2/12	7/13				
Fourth Down: Eff.	16.7	53.8				
POSSESSION AVG.	28:21	31:39				
TOTAL NET YARDS	4163	5697				
Avg. per Game	260.2	356.1				
Total Offensive Plays	955	972				
Avg. per Play	4.4	5.9				
NET YARDS RUSHING	1398	2676				
Total Rushing Plays	383	565				
Avg. per Game	87.4	167.3				
NET YARDS PASSING	2765	3021				
Avg. per Game	172.8	188.8				
Sacked/Yards Lost	58/443	33/224				
Gross Yards Passing	3208	3245				
Att./Completions	514/274	374/218				
Completion Pct.	53.3	58.3				
Had Intercepted	20	14				
PUNTS/AVERAGE	92/40.8	56/40.8				
NET PUNTING AVG.	33.6	36.6				
PENALTIES/YARDS	99/742	73/488				
FUMBLES/BALLS LOST	33/16	25/18				
TOUCHDOWNS	19	52				
Rushing	4	29				
Passing	4	21				
Returns	1	2				
Score by Periods	1	2	3	4	OT	Total
Patriots	30	81	30	40	0	181
Opponents	120	128	88	110	0	446

SCORING	TD	Ru	Pa	Rt	PAT	FG	S	TP
Stavoursky	0	0	0	0	19/19	16/22	0	67
Cook	5	0	0	0	0	0	0	30
Fryar	4	0	4	0	0	0	24	0
Stevens	3	2	1	0	0	0	18	0
Dykes	2	0	2	0	0	0	12	0
Adams	1	0	1	0	0	0	6	0
Allen	1	0	1	0	0	0	6	0
Martin	1	0	1	0	0	0	6	0
Perryman	1	0	0	0	0	0	6	0
B. Williams	1	0	0	1	0	0	6	0
Patriots	19	4	14	1	19/19	16/22	0	181
Opponents	54	29	21	2	51/52	27/31	1	446

RUSHING	NO	YDS	AVG	LG	TD
Stevens	212	808	3.8	26	2
Allen	63	237	3.8	29	1
Adams	28	111	4.0	13	0
Perryman	32	97	3.0	13	1
Hodson	12	79	6.6	23	0
Tatupu	16	56	3.5	15	0
Overton	5	8	1.6	6	0
Wilson	5	7	1.4	6	0
Morris	2	4	2.0	3	0
Gannon	1	0	0.0	0	0
Hansen	1	0	0.0	0	0
Fryar	2	-4	-2.0	-1	0
Grogan	4	-5	-1.3	0	0
Patriots	383	1398	3.7	29	2
Opponents	565	2676	4.7	80	24

RECEIVING	NO	YDS	AVG	LG	TD
Fryar	54	856	15.9	56	4
Cook	51	455	8.9	35	5
Dykes	34	549	16.1	35	2
Stevens	28	196	7.0	43	1
McMurtry	22	240	10.9	26	0
Jones	21	301	14.3	26	0
Adams	16	146	9.1	28	1
Perryman	15	88	5.9	15	0
Sievers	8	77	9.6	25	0
Mowatt	6	67	11.2	16	0
Allen	6	48	8.0	19	0
Timpson	5	91	18.2	42	1
Martin	4	65	16.3	19	1
Overton	2	19	9.5	15	0
Tatupu	2	10	5.0	6	0
Patriots	274	3208	11.7	56	14
Opponents	218	3245	14.9	86	21

INTERCEPTIONS	NO	YDS	AVG	LG	TD
Lippett	4	94	23.5	73	0
Hurst	4	61	15.3	36	0
Marion	4	17	4.3	16	0
Rembert	2	22	11.0	11	0
Patriots	14	194	13.9	73	0
Opponents	20	143	7.2	42	0

PUNTING	NO	YDS	AVG	NET TB	IN20	LG	BLK
Hansen	90	3752	41.7	33.6	8	18	69
Patriots	92	3752	40.8	33.6	8	18	69
Opponents	56	2282	40.8	36.6	5	17	70

PUNT RETURNS	NO	FC	YDS	AVG	LG	TD
Fryar	28	10	133	4.8	17	0
Martin	1	0	1	1.0	1	0
Patriots	29	10	134	4.6	17	0
Opponents	50	13	503	10.1	34	0

KICK RETURNS	NO	YDS	AVG	LG	TD
Martin	25	515	20.6	38	0
Allen	11	168	15.3	34	0
Morris	11	202	18.4	22	0
Robinson	11	211	19.2	27	0
Overton	10	188	18.8	23	0
Timpson	3	62	20.7	26	0
P.Coleman	2	18	9.0	12	0
Jones	2	24	12.0	13	0
Adams	1	7	7.0	7	0
McSwain	1	0	0.0	0	0
Patriots	77	1395	18.1	38	0
Opponents	38	665	17.5	38	0

Sacks: Williams, B. 6.0, Tippett 3.5, Hobby 3.0, Singleton, 3.0, Agnew 2.5, Brown 2.5, Goad 2.5, McSwain 2.0, Veris 2.0, Williams, E. 2.0, Smith 1.5, Rembert 1.0, Reynolds 1.0, Gannon 0.5. Patriots 33.0, Opponents 58.0.

FIELD GOALS 1-19 20-29 30-39 40-49 50+
Stavoursky 1/1 3/3 3/3 8/11 1/4

Patriots 1/1 3/3 3/3 8/11 1/4
Opponents 4/4 6/6 9/10 6/7 2/4

Stavoursky: (42G,57S) (49w),39G, 27G, 25G (-) (46G, 40G) (53G,46G) (41G, 52ng) (32G) (39G,49ng,44G) (29G) (-) (-) (-) (49G) (42G) (50w) (19G,42w).

Opponents: (31G,37G) (-) (46G,23G) (24G,18G,46G) (31G,19G,55w) (47G) (35G,35G) (27G,34G) (54G,38G) (30w) (50ng,29G,50G) (19G,32G,45G) (42G) (19G,38G,26G) (-) (44G,41w,27G).

Starters: Offense: WR Irving Fryar (15), Cedric Jones (1); LT Bruce Armstrong (16); LG Chris Gambol (14), David Douglas (2); C Danny Villa (8), Gene Chilton (3), D. Douglas (3), Paul Fairchild (2); RG Damian Johnson (16); RT D. Villa (8), David Vaene (4), Stan Clayton (3), C. Gambol (1); TE Marv Cook (16); WR Hart Lee Dykes (10), Greg McMurtry (5), C. Jones (1); QB Tommy Hodson (6), Marc Wilson (6), Steve Grogan (4); RB John Stephens (14), George Adams (1), Marvin Allen (1); FB Robert Perryman (7), G. Adams (6), M. Allen (2), 2nd TE Eric Sievers (1).

Defense: LE Brent Williams (15), Marion Hobby (1); NT Tim Goad (16), RE Ray Agnew (9), M. Hobby (3), Garin Veris (2), Chris Gannon (2); LOLB Andre Tippett (7), Vincent Brown (6), Chris Singleton (1), Richard Tardits (1), Ed Williams (1); LILB Richard Harvey (8), Johnny Rembert (5), V. Brown (3); RILB E. Reynolds (12), V. Brown (2), B. Williams (1), M. Hobby (1); ROLB A. Tippett (6), V. Brown (3), C. Singleton (3), E. Williams (2), R. Harvey (1), Ilija Jarostchuk (1); LCB Ronnie Lippett (16); RCB Maurice Hurst (16); Rod McSwain (12), Roland James (4); FS Fred Marion (16).

1990 Coaching Staff: Don Blackmon, Linebackers, Steve Crosby, Special Teams/Tight Ends, Bobby Grier, Offensive Backfield, Rod Humenuik, Offensive Line, Dale Lindsey, Defensive Line, Steve Nelson, Linebackers, John Polonechek, QBs/Special Asst. to Head Coach, Jimmy Raye, Offensive Coordinator/ Quarterbacks, Jerry Simmons, Strength/ Conditioning, Charlie Summer, Defensive Coordinator/ Secondary, Richard Wood, Receivers.

Pro Bowl (1): T Bruce Armstrong (1).

PASSING	ATT	CMP	YARDS	CMP%	YDS/ATT	TD	TD%	INT	INT%	LG	SK/YDS	RATING
Wilson	265	139	1625	52.5	6.13	6	2.3	11	4.2	36	29/228	61.6
Hodson	156	85	968	54.5	6.21	4	2.6	5	3.2	56	20/147	68.5
Grogan	92	50	615	54.3	6.68	4	4.3	3	3.3	48	9/68	76.1
Stevens	1	0	0	0.0	0.00	0	0.0	1	100.0	0	0/0	0.0
Patriots	514	274	3208	53.3	6.24	14	2.7	20	3.9	56	58/443	65.4
Opponents	374	218	3245	58.3	8.68	21	5.6	14	3.7	86	33/224	89.9



1991 FINAL STATISTICS (6-10)

Head Coach: Dick MacPherson • Fourth in AFC East • Home Stadium: Foxboro Stadium

DATE	W/L	SCORE	OPPONENT	ATTENDANCE
9/01	W	16-7	at Indianapolis	49,961
9/08	L	0-20	Cleveland	35,377
9/15	L	6-20	at Pittsburgh	53,703
9/22	W	24-20	Houston	30,702
9/29	L	10-24	at Phoenix	26,043
10/06	L	10-20	Miami	49,749
10/13			BYE WEEK	
10/20	W	26-23	Minnesota OT	45,367
10/27	L	6-9	Denver	43,994
11/03	L	17-22	at Buffalo	78,278
11/10	L	20-30	at Miami	56,065
11/17	L	21-28	N.Y. Jets	30,743
11/24	W	16-13	Buffalo	47,053
12/01	L	3-20	at Denver	67,116
12/08	W	23-17	Indianapolis OT	20,131
12/15	W	6-3	at N.Y. Jets	55,689
12/22	L	7-29	at Cincinnati	46,394

Team Statistics

	PATS	OPP
TOTAL FIRST DOWNS	259	312
By Rushing	93	94
By Passing	155	199
By Penalty	11	19
Third Down: Md/Att.	72/213	95/228
Third Down: Eff.	33.8	41.7
Fourth Down: Md/Att.	6/13	4/14
Fourth Down: Eff.	46.2	28.6
POSSESSION AVG.	29:27	30:33
TOTAL NET YARDS	4473	5431
Avg. per Game	279.6	339.4
Total Offensive Plays	977	1050
Avg. per Play	4.4	5.9
NET YARDS RUSHING	1467	1579
Total Rushing Plays	433	460
Avg. per Game	91.7	98.7
NET YARDS PASSING	3006	3852
Avg. per Game	187.9	240.8
Sacked/Yards Lost	63/46	25/183
Gross Yards Passing	3442	4035
Att./Completions	481/284	565/335
Completion Pct.	59.0	59.3
Had Intercepted	22	12
PUNTS/AVERAGE	82/39.0	69/42.2
NET PUNTING AVG.	34.6	36.2
PENALTIES/YARDS	97/667	83/608
FUMBLES/BALLS LOST	34/20	31/19
TOUCHDOWNS	22	31
Rushing	9	5
Passing	11	25
Returns	2	1

Score by Periods	1	2	3	4	OT	Total
Patriots	40	55	23	84	9	211
Opponents	53	122	32	98	0	305

SCORING	TD	R	Pa	Rt	PAT	FG	S	TP
Stavrovsky	0	0	0	0	10/11	13/19	0	49
Baumann	0	0	0	0	9/10	7/10	0	30
Russell	4	4	0	0	0	0	24	0
Cook	3	3	0	0	0	0	18	0
Fryar	3	0	3	0	0	0	18	0
Vaughn	3	2	0	1	0	0	18	0
McMurtry	2	0	2	0	0	0	12	0
Stephens	2	0	2	0	0	0	12	0
Timpson	2	0	2	0	0	0	12	0
Childress	1	0	0	1	0	0	6	0
Coates	1	0	1	0	0	0	6	0
Millen	1	0	0	0	0	0	6	0
Patriots	22	9	11	2	19/21	20/29	0	211
Opponents	31	5	25	1	30/31	29/42	1	305

RUSHING	NO	YDS	AVG	LG	TD
Russell	266	959	3.6	24	4
Stephens	63	163	2.6	13	2
Vaughn	31	146	4.7	23	2
Millen	31	92	3.0	14	1
Hunter	18	53	2.9	9	0
Allen	13	50	3.8	11	0
Fryar	2	11	5.5	9	0
Adams	2	3	1.5	2	0
Chilton	1	0	0.0	0	0
Hodson	4	0	0.0	0	0
Timpson	1	-4	-4.0	-4	0
Coates	1	-6	-6.0	-6	0
Patriots	383	1398	3.7	29	4
Opponents	460	1598	3.4	37	5

RECEIVING	NO	YDS	AVG	LG	TD
Cook	82	808	9.9	49	3
Fryar	68	1,014	14.9	56t	3
McMurtry	41	614	15.0	40	2
Timpson	25	471	18.8	60t	2
Russell	18	81	4.5	18	0
Stephens	16	119	7.4	24	0
Hunter	11	97	8.8	25	0
Coates	10	95	9.5	17	1
Vaughn	9	89	9.9	32	0
Carpenter	3	45	15.0	23	0
Allen	1	9	9.0	9	0
Patriots	284	3442	12.1	60t	11
Opponents	335	4035	12.0	65t	25

INTERCEPTIONS	NO	YDS	AVG	LG	TD
Hurst	3	21	7.0	21	0
Marion	2	33	16.5	33	0
Lippett	2	27	13.5	27	0
Henderson	2	2	1.0	2	0
Washington	2	0	0.0	0	0
Tippett	1	10	10.0	10	0
Patriots	12	93	7.8	33	0
Opponents	22	154	7.0	27	0

PUNTING	NO	YDS	AVG	NET	TB	IN20	LG	BLK
McCarthy	66	2650	40.2	35.7	3	17	93	2
Wagner	14	548	39.1	29.1	0	5	54	0
Patriots	82	3198	39.0	34.6	3	17	93	2
Opponents	69	2909	42.2	36.2	10	16	71	0

PUNT RETURNS	NO	FC	YDS	AVG	LG	TD
Henderson	27	10	201	7.4	39	0
Fryar	2	4	10	5.0	10	0
Pool	1	0	0	0.0	0	0
Zackery	1	0	0	0.0	0	0
Patriots	31	14	211	6.8	39	0
Opponents	37	20	303	8.2	40	1

KICK RETURNS	NO	YDS	AVG	LG	TD
Vaughn	34	717	21.1	99t	1
Allen	8	161	20.1	31	0
Martin	8	178	22.3	26	0
Hobby	2	0	0.0	0	0
Timpson	2	37	18.5	21	0
Coates	1	6	6.0	6	0
Rakoczy	1	9	9.0	9	0
Rembert	0	0	0.0	0	0
Patriots	56	1108	19.8	99t	1
Opponents	51	850	16.7	49	0

Sacks: Tippett 8.5, Veris 4.0, B. Williams 3.5, Brown 3.0, Agnew 2.0, Hobby 2.0, Howard 1.0, Singleton 1.0. Patriots, 25.0, Opponents, 63.0.

FIELD GOALS	1-19	20-29	30-39	40-49	50+
Stavrovsky	1/1	2/3	9/12	1/3	0/0
Baumann	0/0	2/2	1/3	4/4	0/1
Patriots	1/1	4/5	10/15	5/7	0/1
Opponents	2/2	12/14	7/7	8/17	0/2

Stavrovsky: (35G,39G,36G) (-) (45n, 33G,28G) (33G) (38n,39G) (37G) (38G, 36n,42G) (20G,17G,25n) (46n,36G,35n).

Baumann: (44G,37G) (39n) (51b,46G, 32n) (23G) (24G) (45G,41G) (-).

Opponents: (44w,52wr,42wl,48b) (30G, 32G) (49G,32G) (28G,38G) (42N,47G) (47G,58n,25G) (23G,32G,47n,23G) (35G, 18G,47n,34G) (19G,47n,21G,42G) (21G, 42G,49n,44G) (-) (23G,29G) (20G, 24G) (43n,40G)(23n,23G,27n) (49G,25G).

Starters: Offense: WR Irving Fryar (15), Rob Carpenter (1); LT Bruce Armstrong (16); LG Elbert Crawford (16); C Gene Chilton (16); RG Danny Villa (10), Jon Melander (3), Gregg Rakoczy (2), Freddie Childress (1); RT Pat Harlow (16); TE Marv Cook (16); WR Greg McMurtry (12), Michael Timpson (2), Jon Vaughn (1); QB Hugh Millen (13), Tommy Hodson (3); RB Leonard Russell (15), John Stephens (1); FB Ivy Joe Hunter (11), J. Stephens (2); George Adams (1), J. Vaughn (1); 2nd TE Ben Coates (2).

Defense: LE Ray Agnew (9), Garin Veris (3), Brent Williams (3), Marion Hobby (1); NT Tim Goad (15), Fred Smerlas (1); RE B. Williams (13), R. Agnew (1), Sean Smith (1), G. Veris (1); LOLB Andre Tippett (16); LILB Eugene Lockhart (13), RILB Vincent Brown (16); ROLB Chris Singleton (11), David Howard (5); LCB Ronnie Lippett (13), Tim Gordon (1), Jerome Henderson (1), Mickey Washington (1); RCB Maurice Hurst (14), M. Washington (2); SS Harry Colon, T. Gordon (1), M. Washington (1); FS Fred Marion (11), T. Gordon (5); 5th DB David Pool (3).

1991 Coaching Staff: Joel Collier Asst. Running Backs/ Receivers, Joe Collier, Defensive Coordinator, Dick Coury, Offensive Coordinator, Ivan Fears, Wide Receivers, Norm Gerber, Inside Linebackers, Bobby Grier, Offensive Backfield, Rod Humenuik, Offensive Line, Stan Jones, Defensive Line, Myrel Moore, Outside Linebackers, Dante Scarnecchia, Special Teams/TE's , Dave Uyrus, Asst. Special Teams/ Defensive Line, Charlie West, Defensive Backs.

Pro Bowl (2): T Bruce Armstrong (2), TE Marv Cook (1).

PASSING	ATT	CMP	YARDS	CMP%	YDS/ATT	TD	TD%	INT	LG	SK/YDS	RATING	
Millen	409	246	3073	60.1	7.51	9	2.2	18	4.4	60t	54/379	72.5
Hodson	68	36	345	52.9	5.07	1	1.5	4	5.9	32	9/57	47.7
Vaughn	2	1	13	50.0	6.50	1	50.0	0	0.0	13t	0/0	110.4
Fryar	1	0	0	0.0	0.00	0	0	0	0	0	0/0	39.6
McCarthy	1	1	11	100.0	11.0	0	0.0	0	0.0	11	0/0	112.5
Patriots	481	284	3442	59.0	7.16	11	2.3	22	4.6	60t	63/436	69.7
Opponents	565	335	4035	59.3	7.14	25	4.4	12	2.1	65t	25/183	87.1

Results

1992 FINAL STATISTICS (2-14)

Head Coach: Dick MacPherson • Fifth in AFC East • Home Stadium: Foxboro Stadium

DATE	W/L	SCORE	OPPONENT	ATTENDANCE
9/06			BYE WEEK	
9/13	L	0-14	at L.A. Rams	40,402
9/20	L	6-10	Seattle	42,327
9/27	L	7-41	Buffalo	52,527
10/4	L	21-30	at N.Y. Jets	60,108
10/11	L	12-24	San Francisco	54,126
10/18	L	17-38	at Miami	57,282
10/25	L	17-19	Cleveland	32,219
11/01	L	7-16	at Buffalo	78,268
11/08	L	14-31	New Orleans	45,413
11/15	W	37-34	at Indianapolis OT	42,631
11/22	W	24-3	at Atlanta	27,642
11/29	L	0-34	at Atlanta	54,494
12/06	L	0-6	Indianapolis	19,429
12/13	L	20-27	at Kansas City	52,208
12/20	L	10-20	at Cincinnati	45,355
12/27	L	13-16	Miami OT	34,726

RUSHING	NO	YDS	AVG	LG	TD
Vaughn	113	451	4.0	36	1
Russell	123	390	3.2	23	2
Stephens	75	277	3.7	19	2
Lockwood	35	162	4.6	23	0
Millen	17	108	6.4	26	0
Zolak	18	71	3.9	19	0
Turner	10	40	4.0	11	0
Carlson	11	32	2.9	7	0
Hodson	5	11	2.2	5	0
Gash	5	7	1.4	4	1
Fryar	1	6	6.0	6	0
McMurtry	2	3	1.5	2	0
Coates	1	2	2.0	2	0
McCarthy	3	-10	-3.3	0	0
Patriots	419	1550	3.7	36	6
Opponents	521	1951	3.7	53	15

KICK RETURNS	NO	YDS	AVG	LG	TD
Stanley	29	529	18.2	40	0
Vaughn	20	564	28.2	100†	1
Lockwood	11	233	21.2	36	0
Timpson	2	28	14.0	28	0
Hobby	1	11	11.0	11	0
Turner	1	11	11.0	11	0
Patriots	64	1376	21.5	100†	1
Opponents	45	749	16.6	39	0

FIELD GOALS	1-19	20-29	30-39	40-49	50+
Baumann	2/2	4/4	3/7	2/4	0/0
Patriots	2/2	4/4	3/7	2/4	0/0
Opponents	0/0	9/10	11/16	6/12	1/3

Baumann: (38n) (-) (-) (39n) (24G,44G) (19G,44B) (30G) (-) (-) (36G,44G,18G) (32G) (48n) (37n) (38n) (27G) (25G, 29G).

Opponents: (47n,39n,25n) (25G,33n) (42G,30G) (37G,40G,47G) (51n,36G) (34G) (29G,28G,21G,54n,44n,31n,32G) (-) (46G) (35n,42n,48G,33G) (27G) (43n, 26G,54G) (31n,30G,48G) (30G, 26G) (47n,42n,21G,39G) (38G,23G,35G).

Starters: Offense: WR Irving Fryar (14), Michael Timpson (2); LT Bruce Armstrong (8), Pat Harlow (8); LG Reggie Redding (14), Calvin Stephens (1), Larry Williams (1); C Gene Chilton (16); RG L. Williams (8), Eugene Chung (6), Gregg Rakoczy (2); RT P. Harlow (8), E. Chung (8); TE Marv Cook (15), Ben Coates (1); WR Greg McMurtry (15); QB Hugh Millen (7); Scott Zolak (4), Tommy Hodson (3), Jeff Carlson (2); RB Leonard Russell (10), Jon Vaughn (5), John Stephens (1); FB J. Stephens (15), Kevin Turner (1); 3rd TE B. Coates (1).

Defense: LE Ray Agnew (14), Tim Edwards (1), Marion Hobby (1); NT Tim Goad (16); RE Brent Williams (15), M. Hobby (1); LOLB Andre Tippett (13), Dwayne Sabb (2), Vincent Brown (1); LILB V. Brown (12), Johnny Rembert (2), David Howard (1), Eugene Lockhart (1); RILB J. Rembert (8), E. Lockhart (7); ROLB D. Howard (9), Chris Singleton (7); LCB David Pool (14), Jerome Henderson (2); RCB Maurice Hurst (16); SS Tim Gordon (7), Reggie Robbins (6), Roger Brown (2); J. Henderson (1); FS R. Robbins (9), J. Henderson (6), R. Brown (1).

1992 Coaching Staff: Joel Collier, Asst. Running Backs/ Receivers, Joe Collier, Defensive Coordinator, Dick Coury, Offensive Coordinator, Ivan Fears, Wide Receivers, Norm Gerber, Inside Linebackers, Bobby Grier, Offensive Backfield, Rod Humenuik, Offensive Line, Stan Jones, Defensive Line, Myrel Moore, Outside Linebackers, Dante Scamecia, Special Teams/TE's, Dave Uyrus, Asst. Special Teams/Defensive Line, Charlie West, Defensive Backs.

Pro Bowl (1): TE Marv Cook (2).

RECEIVING	NO	YDS	AVG	LG	TD
Fryar	55	791	14.4	54†	4
Cook	52	413	7.9	27	2
McMurtry	35	424	12.1	65†	1
Timpson	26	315	12.1	25	1
Stephens	21	161	7.7	32	0
Coates	20	171	8.6	22†	3
Vaughn	13	84	6.5	28	0
Russell	11	24	2.2	12	0
Turner	7	52	7.4	19†	2
Stanley	3	63	21.0	36	0
Hodson	1	-6	-6.0	-6	0
Patriots	244	2492	10.2	65†	13
Opponents	258	3211	12.4	56	22

INTERCEPTIONS	NO	YDS	AVG	LG	TD
Henderson	3	43	14.3	34	0
Hurst	3	29	9.7	27	0
Pool	2	54	27.0	41†	1
Robbins	2	27	13.5	20	0
Singleton	1	82	82.0	82†	1
Brown	1	49	49.0	49†	1
Howard	1	1	1.0	1	0
Smith	1	0	0.0	0	0
Patriots	14	285	20.4	82†	3
Opponents	19	232	12.2	47	0

PUNTING	NO	YDS	AVG	NET	TB	IN20	LG	BLK
McCarthy	103	4212	40.9	35.4	4	18	61	0
Patriots	103	4212	40.9	35.4	4	18	61	0
Opponents	75	3045	40.6	35.3	6	27	59	0

PUNT RETURNS	NO	FC	YDS	AVG	LG	TD
Stanley	28	17	227	8.1	50	0
Timpson	8	2	47	5.9	14	0
Lambert	1	0	0	0.0	0	0
Fryar	0	1	0	0.0	0	0
Patriots	37	20	274	7.4	50	0
Opponents	59	21	484	8.2	53†	1

Sacks: Tippett 7.0, B. Williams 4.0, Goad 2.5, Agnew 1.0, Edwards 1.0, Howard 1.0, Lambert 1.0, Rembert 1.0, Sabb 1.0, Brown 0.5. Patriots 20.0, Opponents 65.0.

Team Statistics

	PATS	OPP
TOTAL FIRST DOWNS	215	292
By Rushing	71	112
By Passing	130	149
By Penalty	14	31
Third Down: Md/Att.	72/223	77/214
Third Down: Eff.	32.3	36.0
Fourth Down: Md/Att.	8/19	6/15
Fourth Down: Eff.	42.1	40.0

POSSESSION AVG. 28:28 31:32

TOTAL NET YARDS	PATS	OPP
Avg. per Game	224.0	315.5
Total Offensive Plays	928	1000
Avg. per Play	3.9	5.0

NET YARDS RUSHING 1550 1951

Total Rushing Plays	PATS	OPP
	419	521
Avg. per Game	96.6	121.9

NET YARDS PASSING 2034 3097

Avg. per Game	PATS	OPP
	127.1	193.6
Sacked/Yards Lost	65/458	20/114
Gross Yards Passing	2492	3211
Att./Completions	444/244	459/258
Completion Pct.	55.0	56.2
Had Intercepted	19	14

PUNTS/AVERAGE 103/40.9 75/40.6

NET PUNTING AVG. 35.4 35.3

PENALTIES/YARDS 111/1051 90/673

FUMBLE/BALLS LOST 43/26 30/15

TOUCHDOWNS	PATS	OPP
Rushing	6	15
Passing	13	22
Returns	6	3

Score by Periods	1	2	3	4	OT	Total
Patriots	61	51	32	58	3	205
Opponents	84	80	88	108	3	363

SCORING	TD	R	Pa	Rt	PAT	FG	S	TP
Baumann	0	0	0	22/24	11/17	0	55	
Fryar	4	0	4	0	0	0	24	
Coates	3	0	3	0	0	0	18	
Brown	2	0	2	0	0	0	12	
Cook	2	0	2	0	0	0	12	
Russell	2	2	0	0	0	0	12	
Stephens	2	2	0	0	0	0	12	
Turner	2	0	2	0	0	0	12	
Vaughn	2	1	0	1	0	0	12	
Gash	1	1	0	0	0	0	6	
Goad	1	0	0	1	0	0	6	
McMurtry	1	0	1	0	0	0	6	
Pool	1	0	0	1	0	0	6	
Singleton	1	0	0	1	0	0	6	
Timpson	1	0	1	0	0	0	6	
Patriots	25	6	13	6	22/25	11/17	0	205
Opponents	40	15	22	3	40/40	27/41	1	363

PASSING	ATT	CMP	YARDS	CMP%	YDS/ATT	TD	TD%	INT	INT%	LG	SK/YDS	RATING
Millen	203	124	1203	61.1	5.93	8	3.9	10	4.9	39	33/204	70.3
Zolak	100	52	561	52.0	5.61	2	2.0	4	4.0	65†	17/137	58.8
Hodson	91	50	496	54.9	5.45	2	2.2	2	2.2	54†	12/96	68.8
Carlson	49	18	232	36.7	4.73	1	2.0	3	6.1	40	3/21	33.7
McMurtry	1	0	0	0.0	0.00	0	0.0	0	0.0	0	0/0	39.6
Patriots	444	244	2492	55.0	5.61	13	2.9	19	4.3	65†	65/458	63.2
Opponents	459	258	3211	56.2	7.00	22	4.8	14	3.1	56	20/114	81.3



1993 FINAL STATISTICS (5-11)

Head Coach: Bill Parcells • Fourth in AFC East • Home Stadium: Foxboro Stadium

DATE	W/L	SCORE	OPPONENT	ATTENDANCE
9/05	L	14-38	at Buffalo	79,751
9/12	L	16-19	Detroit OT	54,151
9/19	L	14-17	Seattle	50,392
9/26	L	7-45	at N.Y. Jets	64,836
10/03			BYE WEEK	
10/10	W	23-21	at Phoenix	36,115
10/17	L	14-28	Houston	51,037
10/24	L	9-10	at Seattle	56,526
10/31	L	6-9	at Indianapolis	46,522
11/07	L	10-13	Buffalo OT	54,326
11/14			BYE WEEK	
11/21	L	13-17	at Miami	59,982
11/28	L	0-6	N.Y. Jets	42,810
12/05	L	14-17	at Pittsburgh	51,358
12/12	W	7-2	Cincinnati	29,794
12/19	W	20-17	at Cleveland	48,618
12/26	W	38-0	Indianapolis	26,571
1/02	W	33-27	Miami OT	53,883

Team Statistics

	PATS	OPP
TOTAL FIRST DOWNS	315	269
By Rushing	116	97
By Passing	169	161
By Penalty	30	11
Third Down: Md/Att.	92/237	96/231
Third Down: Eff.	38.8	41.6
Fourth Down: Md/Att.	13/27	5/13
Fourth Down: Eff.	48.1	38.5
POSSESSION AVG.	29:43	30:17
TOTAL NET YARDS	5065	4796
Avg. per Game	316.6	299.8
Total Offensive Plays	1091	1013
Avg. per Play	4.6	4.7
NET YARDS RUSHING	1780	1951
Total Rushing Plays	502	505
Avg. per Game	111.3	121.9
NET YARDS PASSING	3285	2845
Avg. per Game	205.3	177.8
Sacked/Yards Lost	23/127	34/242
Gross Yards Passing	3412	3087
Att./Completions	566/289	474/280
Completion Pct.	51.1	59.1
Had Intercepted	24	13
PUNTS/AVERAGE	76/40.7	90/41.2
NET PUNTING AVG.	34.8	34.7
PENALTIES/YARDS	65/468	111/803
FUMBLES/BALLS LOST	30/10	20/9
TOUCHDOWNS	26	32
Rushing	9	9
Passing	17	20
Returns	0	3

Score by Periods	1	2	3	4	OT	Total
Patriots	33	60	54	85	6	238
Opponents	41	103	26	110	6	286

SCORING	TD	Ru	Pa	Rt	PAT	FG	S	TP
Sisson	0	0	0	0	15/15	14/26	0	57
Coates	8	0	8	0	0	0	0	48
Russell	7	7	0	0	0	0	0	42
Bahr	0	0	0	0	10/10	5/5	0	25
Brisby	2	0	2	0	0	0	0	12
Timpson	2	0	2	0	0	0	0	12
Turner	2	0	2	0	0	0	0	12
Cook	1	0	1	0	0	0	0	6
Crittenden	1	0	1	0	0	0	0	6
Croom	1	1	0	0	0	0	0	6
Gash	1	1	0	0	0	0	0	6
McMurtry	1	0	1	0	0	0	0	6
Patriots	26	9	17	0	25/25	19/31	0	238
Opponents	32	9	20	3	32/32	20/24	1	286

RUSHING	NO	YDS	AVG	LG	TD
Russell	300	1088	3.6	21	7
Turner	50	231	4.6	49	0
Croom	60	198	3.3	22	1
Gash	48	149	3.1	14	1
Bledsoe	32	82	2.6	15	0
Secules	8	33	4.1	13	0
Saxon	2	2	1.0	2	0
Zolak	1	0	0.0	0	0
Crittenden	1	-3	-3.0	-3	0
Patriots	502	1780	3.5	49	9
Opponents	505	1951	3.9	57	9

RECEIVING	NO	YDS	AVG	LG	TD
Coates	53	659	12.4	54t	8
Brisby	45	626	13.9	39	2
Timpson	42	654	15.6	48	2
Turner	39	333	8.5	26	2
Russell	26	245	9.4	69	0
McMurtry	22	241	11.0	20	1
Cook	22	154	7.0	17	1
Crittenden	16	293	18.3	44	1
Gash	14	93	6.6	15	0
Croom	8	92	11.5	21	0
T. Brown	2	22	11.0	14	0
Patriots	289	3412	11.8	82	17
Opponents	280	3087	11.0	56	20

INTERCEPTIONS	NO	YDS	AVG	LG	TD
Hurst	4	53	13.3	24	0
Wren	3	-7	-2.3	2	0
Barnett	1	40	40.0	40	0
V. Brown	1	24	24.0	24	0
Collins	1	8	8.0	8	0
Thompson	1	4	4.0	4	0
Lambert	1	0	0.0	0	0
Ray	1	0	0.0	0	0
Patriots	13	122	9.4	40	0
Opponents	24	201	8.4	34	1

PUNTING	NO	YDS	AVG	NET BT	IN20	LG	BLK
Saxon	73	3096	42.4	34.8	7	25	59
Patriots	76	3096	40.7	34.8	7	25	59
Opponents	90	3709	41.2	34.7	6	19	58

PUNT RETURNS	NO	FC	YDS	AVG	LG	TD
T. Brown	25	9	224	9.0	19	0
Harris	23	4	201	8.7	21	0
Crittenden	2	1	37	18.5	30	0
Smith	1	0	0	0.0	0	0
Patriots	51	14	462	9.1	30	0
Opponents	34	6	313	9.2	47	1

KICK RETURNS	NO	YDS	AVG	LG	TD
Crittenden	23	478	20.8	44	0
T. Brown	15	243	16.2	29	0
Harris	6	90	15.0	19	0
Sabb	2	0	0.0	0	0
Cook	1	8	8.0	8	0
Coates	0	0	0.0	0	0
Patriots	47	819	17.4	44	0
Opponents	44	921	20.9	42	0

Sacks: Stade 9.0, Tippett 8.5, A. Jones 3.5, Pitts 3.0, Sabb 2.0, Williams 2.0, Agnew 1.5, Brown 1.0, Collins 1.0, Hurst 1.0, Thompson 1.0, Goad 0.5. Patriots, 34.0, Opponents, 23.0.

FIELD GOALS	1-19	20-29	30-39	40-49	50+
Sisson	1/1	8/13	3/4	2/6	0/2
Bahr	1/1	1/1	3/3	0/0	0/0
Patriots	2/2	9/14	6/7	2/6	0/2
Opponents	0/0	12/12	7/7	1/2	0/3

Sisson: (-) (26G,21G,32G,28wr) (54s) (-) (37wl,29G,23G,31G) (42b) (48s,41wr,36G,25G,19G) (40G,45wl,26G) (28wr, 27G) (28G,26wl,40G) (54wl,28b) (-) (27wr).

Bahr: (23G,34G) (19G) (31G,37G).
Opponents: (28G) (52wr,22G,26G,23G, 38G) (52wl,24G) (53wl,42G) (-) (-) (30G) (27G,38G,37G) (40wl,27G,32G) (23G) (33G,23G) (35G) (-) (23G) (-) (29G,24G).

Starters: Offense: WR Vincent Brisby (12), Ray Crittenden (1); LT Bruce Armstrong (16); LG Eugene Chung (16); C Mike Arthur (12), Bill Lewis (5); RG Rich Baldinger (15), Todd Rucci (1); RT Pat Harlow (16); TE Marv Cook (12), Ben Coates (4); WR Greg McMurtry (8), Michael Timpson (7); QB Drew Bledsoe (12), Scott Secules (4); RB Leonard Russell (15), Corey Croom (1); FB Kevin Turner (9), Sam Gash (4); 2nd TE B. Coates (6); 3rd WR R. Crittenden (1).

Defense: LE Mike Pitts (15), Ray Agnew (1); NT Tim Goad (15); RE John Washington (13), Brent Williams (2); LOLB Andre Tippett (16); LILB Vincent Brown (16); RILB Todd Collins (12), Chris Singleton (4); ROLB Dwayne Sabb (7), Chris Stade (5), Aaron Jones (1); LCB Rod Smith (7), Daryl Wren (5), Reyna Thompson (4); RCB Maurice Hurst (16); SS Corwin Brown (12), Adrian White (4); FS Harlon Barnett (12), Dion Lambert (3), Terry Ray (1).

1993 Coaching Staff: Dave Atkins, Offensive Backs, Romeo Crennel, Defensive Line, Al Groh, Defensive Coordinator/Linebackers, Fred Hoaglin, Offensive Line, Chris Palmer, Wide Receivers, Johnny Parker, Strength/Conditioning, Ray Perkins, Offensive Coordinator, Dante Scarnecchia, Special Assistant, Mike Sweatman, Special Teams, Bob Trott, Defensive Backs, Charlie Weis, Tight Ends.

Pro Bowl (0)

PASSING	ATT	CMP	YARDS	CMP%	YDS/ATT	TD	TD%	INT	INT%	LG	SK/YDS	RATING
Bledsoe	429	214	2494	49.9	5.81	15	3.5	15	3.5	54t	16/99	65.0
Secules	134	75	918	56.0	6.85	2	1.5	9	6.7	82	7/28	54.3
Zolak	2	0	0	0.0	0.00	0	0.0	0	0.0	0	0/0	39.6
Turner	1	0	0	0.0	0.00	0	0.0	0	0.0	0	0/0	39.6
Patriots	566	289	3412	51.1	6.03	17	3.0	24	4.2	82	23/127	62.1
Opponents	474	280	3087	59.1	6.51	20	4.2	13	2.7	56	34/242	81.1

Results

1994 FINAL STATISTICS (10-6)

Head Coach: Bill Parcells • Second in AFC East (Wild Card Playoff Qualifier) • Home Stadium: Foxboro Stadium

DATE	W/L	SCORE	OPPONENT	ATTENDANCE
9/04	L	35-39	at Miami	69,613
9/11	L	35-38	Buffalo	60,274
9/18	W	31-28	at Cincinnati	46,640
9/25	W	23-17	at Detroit	59,618
10/02	W	17-16	Green Bay	57,522
10/09	L	17-21	L.A. Raiders	59,889
10/16	L	17-24	at N.Y. Jets	71,123
10/23			BYE WEEK	
10/30	L	3-23	Miami	59,167
11/06	L	6-13	at Cleveland	73,878
11/13	W	26-20	Minnesota OT	58,382
11/20	W	23-17	San Diego	59,690
11/27	W	12-10	at Indianapolis	43,839
12/04	W	24-13	N.Y. Jets	60,138
12/11	W	28-13	Indianapolis	57,656
12/18	W	41-17	at Buffalo	56,784
12/24	W	13-3	at Chicago	60,178
AFC PLAYOFFS				
1/01	L	13-20	at Cleveland	77,452

Team Statistics

	PATS	OPP
TOTAL FIRST DOWNS	348	280
By Rushing	83	86
By Passing	243	173
By Penalty	22	21
Third Down: Md/Att.	106/257	72/215
Third Down: Eff.	41.2	33.5
Fourth Down: Md/Att.	18/35	6/16
Fourth Down: Eff.	51.4	37.5
POSSESSION AVG.	32:08	27:52
TOTAL NET YARDS	5776	5207
Avg. per Game	361.0	325.4
Total Offensive Plays	1199	1006
Avg. per Play	4.8	5.2
NET YARDS RUSHING	1332	1760
Total Rushing Plays	478	422
Avg. per Game	83.3	110.0
NET YARDS PASSING	4444	3447
Avg. per Game	277.8	215.4
Sacked/Yards Lost	22/39	39/290
Gross Yards Passing	4583	3737
Att./Completions	699/405	545/298
Completion Pct.	57.9	54.7
Had Intercepted	27	22
PUNTS/AVERAGE	69/41.2	83/40.2
NET PUNTING AVG.	35.7	34.6
PENALTIES/YARDS	78/597	111/795
FUMBLES/BALLS LOST	28/11	34/18
TOUCHDOWNS	39	36
Rushing	12	11
Passing	25	21
Returns	2	4
Score by Periods	1 2 3 4 OT	TOTAL
Patriots	46 95 94 110 6	351
Opponents	53 133 56 70 0	312

SCORING	TD	Ru	Pa	Rt	PAT	FG	S	TP
Bahr	0	0	0	0	36/36	27/34	0	117
Butts	8	8	0	0	0	0	48	0
Coates	7	0	7	0	0	0	42	0
Thompson	7	2	5	0	0	0	42	0
Brisby	5	0	5	0	0	0	30	0
Crittenden	3	0	3	0	0	0	18	0
Timpson	3	0	3	0	0	0	18	0
Turner	3	1	2	0	0	0	18	0
Reynolds	2	0	2	0	0	0	12	0
Thomas	1	1	0	0	0	0	6	0
O'Neill	0	0	0	0	0/0	0/1	0	0
Patriots	39	12	25	2	36/36	27/35	0	351
Opponents	36	11	21	4	32/33	20/25	0	312

2-Pt. Conversions: Patriots 0-2, Opp. 2-3.

RUSHING	NO	YDS	AVG	LG	TD
Butts	243	703	2.9	26	8
Thompson	102	312	3.1	13	2
Turner	36	111	3.1	13	1
Gash	30	86	2.9	10	0
Thomas	19	67	3.5	13	1
Bledsoe	44	40	0.9	7	0
Timpson	2	14	7.0	10	0
Coates	1	0	0.0	0	0
Zolak	1	-1	-1.0	-1	0
Patriots	478	1332	2.8	26	12
Opponents	422	1760	4.2	52	11

RECEIVING	NO	YDS	AVG	LG	TD
Coates	96	1174	12.2	62t	7
Timpson	74	941	12.7	37	3
Thompson	65	465	7.2	27t	5
Brisby	58	904	15.6	43	5
Turner	52	471	9.1	32	2
Crittenden	28	379	13.5	32	3
Burke	9	86	9.6	17	0
Gash	9	61	6.8	19	0
Butts	9	54	6.0	15	0
Hawkins	2	22	11.0	14	0
Thomas	2	15	7.5	9	0
Harris	1	11	11.0	11	0
Patriots	405	4583	11.3	62t	25
Opponents	298	3737	12.5	65t	21

INTERCEPTIONS	NO	YDS	AVG	LG	TD
Hurst	7	68	9.7	24	0
H. Barnett	3	51	17.0	24	0
V. Brown	3	22	7.3	12	0
Guyton	2	18	9.0	15	0
Smith	2	10	5.0	10	0
Sabb	2	6	3.0	5	0
Whigham	1	21	21.0	21	0
Reynolds	1	11	11.0	11t	1
Ray	1	2	2.0	2	0
Patriots	22	209	9.5	24	1
Opponents	27	252	9.3	90t	2

PUNTING	NO	YDS	AVG	NET BT	IN20	LG	BLK
O'Neill	69	2841	41.2	35.7	6	25	67
Patriots	69	2841	41.2	35.7	6	25	67
Opponents	83	3333	40.2	34.6	4	21	53

PUNT RETURNS	NO	FC	YDS	AVG	LG	TD
T. Brown	24	10	202	8.4	38	0
Crittenden	19	6	155	8.2	26	0
Harris	3	0	26	8.7	12	0
Patriots	46	16	383	8.3	38	0
Opponents	34	9	260	7.6	30	0

KICK RETURNS	NO	YDS	AVG	LG	TD
Crittenden	24	460	19.2	36	0
Thompson	18	376	20.9	30	0
Croom	10	172	17.2	24	0
Burke	3	11	3.7	6	0
Thomas	3	40	13.3	16	0
T. Brown	1	14	14.0	14	0
DeOssie	1	14	14.0	14	0
Gash	1	9	9.0	9	0
Guyton	1	-1	-1.0	-1	0
Timpson	1	28	28.0	28	0
Patriots	63	1123	17.8	36	0
Opponents	63	1375	21.8	80t	1

Sacks: Slade 9.5, M. Jones 6.0, McGinest 4.5, A. Jones 4.0, Sabb, 3.5, Goad 3.0, Hurst 2.0, Reynolds 2.0, V. Brown 1.5, T. Barnett 1.0, Pitts 1.0, Agnew 0.5, Smith 0.5. Patriots 39.0, Opponents 22.0.

FIELD GOALS	1-19	20-29	30-39	40-49	50+
Bahr	0/0	14/14	9/12	4/8	0/0
O'Neill	0/0	0/0	0/0	0/1	0/0
Patriots	0/0	14/14	9/12	4/8	0/0
Opponents	0/0	5/5	5/8	8/10	2/2

Bahr: (-) (-) (43G, 24G,28G, 35G) (20G,28G,21G) (48s, 32w,33G) (24G) (40G) (48G)(20G,39G) (38G,39w, 23G)(44w,39G, 48w,38G,23G) (22G, 37G,25G,42G) (33G) (36w) (33G,20G) (29G,22G,46w).

O'Neill: (+) (+) (+) (+) (+) (47s) (+) (+) (+) (+) (+) (+) (-) (-).

Opponents: (42G) (32G) (-) (27G) (27G) (-) (32w,37G) (44G,50G,48G) (33G,41G) (40G,33G) (48s,34G) (42w,50G) (46G, 26G) (27G,47G) (24G) (44G,38B,36w).

Starters: Offense: WR Vincent Brisby (11), Ray Crittenden (1); LT Bruce Armstrong (16); LG Bob Kratch (16); C Mike Arthur (11), Mike Gisler (5); RG Todd Rucci (10), Doug Skene (6); RT Pat Harlow (16); TE Ben Coates (16); WR Michael Timpson (14), R. Crittenden (1); QB Drew Bledsoe (16); RB Marion Butts (15), Leroy Thompson (1); FB Kevin Turner (9), Sam Gash (6); 2nd TE John Burke (6).

Defense: LE Mike Pitts (16); NT Tim Goad (13), Ray Agnew (3); RE Mike Jones (16); LOLB Dwayne Sabb (8), Willie McGinest (7); LILB Vincent Brown (16); RILB Todd Collins (7), David Bavaro (5); Marty Moore (4); ROLB Chris Slade (16); LCB Ricky Reynolds (10), Rod Smith (6); RCB Maurice Hurst (16); SS Harlon Barnett (16); FS Byron Guyton (16); 5th DB R. Smith (1).

1994 Coaching Staff: Maurice Carthon, Offensive Assistant, Romeo Crennel, Defensive Line, Al Groh, Defensive Coordinator/ Linebackers, Fred Hoaglin, Offensive Line, Chris Palmer, Wide Receivers, Johnny Parker, Strength/ Conditioning, Ray Perkins, Offensive Coordinator, Mike Pope, Running Backs, Dante Scarneccia, Special Assistant, Mike Sweatman, Special Teams, Bob Trott, Defensive Backs, Charlie Weis, Tight Ends.

Pro Bowl (3): T. Bruce Armstrong (3), QB Drew Bledsoe (1), TE Ben Coates (1).

PASSING	ATT	CMP	YARDS	CMP%	YDS/ATT	TD	TD%	INT	INT%	LG	SK/YDS	RATING
Bledsoe	691	400	4555	57.9	6.59	25	3.6	27	3.9	62t	22/139	73.6
Zolak	8	5	28	62.5	3.50	0	0.0	0	0.0	13	0/0	68.8
Patriots	699	405	4583	57.9	6.56	25	3.6	27	3.9	62t	22/139	73.5
Opponents	545	298	3737	54.7	6.86	21	3.9	22	4.0	65t	39/290	72.2



1995 FINAL STATISTICS (6-10)

Head Coach: Bill Parcells • Fourth in AFC East • Home Stadium: Foxboro Stadium

DATE	W/L	SCORE	OPPONENT	ATTENDANCE
9/03	W	17-14	Cleveland	60,126
9/10	L	3-20	Miami	60,239
9/17	L	3-28	at San Francisco	66,179
9/24			BYE WEEK	
10/01	L	17-30	at Atlanta	47,114
10/08	L	3-37	Denver	60,074
10/15	L	26-31	at Kansas City	77,992
10/23	W	27-14	Buffalo	60,203
10/29	L	17-20	Carolina OT	60,064
11/05	W	20-7	at N.Y. Jets	61,462
11/12	W	34-17	at Miami	70,339
11/19	L	10-24	Indianapolis	59,544
11/26	W	35-25	at Buffalo	69,384
12/03	L	17-31	New Orleans	59,876
12/10	W	31-28	N.Y. Jets	46,617
12/16	L	27-41	at Pittsburgh	57,158
12/23	L	7-10	at Indianapolis	54,685

RUSHING	NO	YDS	AVG	LG	TD
Martin	368	1487	4.0	49	14
Meggett	60	250	4.2	25	2
Croom	13	54	4.2	12	0
Bledsoe	20	28	1.4	15	0
Gash	8	24	3.0	9	0
Zolak	4	19	4.8	12	0
Lee	1	4	4.0	4	0
Patriots	474	1,866	3.9	49	16
Opponents	448	1,878	4.2	66t	12

Sacks:	McGinest	11.0	V. Brown	4.0	Collons	4.0
	Slade	4.0	M. Jones	3.0	Reynolds	2.5
	Barnett	2.0	Lewis	1.5	White	1.5
	A. Jones	1.0	Law	1.0	T. Roberts	1.0
	Johnson	0.5	Patriots	37.0	Opponents	27.0

RECEIVING	NO	YDS	AVG	LG	TD
Coates	84	915	10.9	35	6
Brisby	66	974	14.8	72	3
Meggett	52	334	6.4	19	1
W. Moore	43	502	11.7	33	1
Martin	30	261	8.7	27	1
Gash	26	242	9.3	30	1
Burke	15	136	9.1	21	0
T. Brown	14	159	11.4	31	0
Graham	10	156	15.6	37t	2
Lee	8	107	13.4	33	0
Croom	1	8	8.0	8	0
Grant	1	4	4.0	4	0
Bledsoe	1	-9	-9.0	-9	0
Patriots	351	3,789	10.8	72	14
Opponents	342	4,107	12.0	70t	29

FIELD GOALS	1-19	20-29	30-39	40-49	50+
Bahr	1/2	12/12	3/7	5/7	2/5
Patriots	1/2	12/12	3/7	5/7	2/5
Opponents	1/1	7/8	11/15	1/4	3/4

STARTERS:	Offense:	WR Vincent	Brisby	(16); LT
		Bruce	Armstrong	(16); LG William
		Roberts	(11); Bob	Kratch
		(5); C David	Wohlabaugh	(11); Jeff
		Dellenbach	(5); RG B.	Kratch
		(11); Todd	Rucci	(5); RT Max
		Lane	(16); TE Ben	Coates
		(15); John	Burke	(1); WR Will
		Moore	(13); Kevin	Lee
		(2); Hason	Graham	(1); QB Drew
		Bledsoe	(15); Scott	Collons
		(3); RB	Curtis	Martin
		(15); Corey	Croom	(1); FB Sam
		Gash	(12); Rubert	Grant
		(1); 2nd	TE J.	Burke
		(3);		
		Defense:	LE Tim	Roberts
		(12); Ferric	Collons	(3);
		NT Reggie	White	(7); Bruce
		Walker	(5); Mike	Jones
		(3); RE	Troy	Barnett
		(15); F.	Collons	(1); LOLB
		Willie	McGinest	(16); LILB
		Vincent	Brown	(16); RILB
		Ted	Johnson	(12); Marty
		Moore	(2); Bobby	Abrams
		(1); ROLB	Chris	Slade
		(16); LCB	Ricky	Reynolds
		(16);	RCB	Maurice
		Hurst	(10); Ty	Law
		(6); SS	Terry	Ray
		(12); Myron	Guyton	(4); FS
		M. Guyton	(10); T.	Ray
		(4); Corwin	Brown	(2); 5th
		DB	Vernon	Lewis
		(2); 6th	DB	T.
		Law	(1).	

Team Statistics

	PATS	OPP
TOTAL FIRST DOWNS	335	308
Rushing	106	106
Passing	207	181
Penalty	22	21
3rd Down: Made/Att.	99/260	80/215
3rd Down %	38.1	37.2
4th Down: Made/Att.	17/39	7/13
4th Down %	43.6	53.8
POSSESSION AVG.	29.33	30.27
TOTAL NET YARDS	5457	5764
Avg. Per Game	341.1	360.3
Total Plays	1187	1034
Avg. Per Play	4.6	5.6
NET YARDS RUSHING	1866	1878
Avg. Per Game	116.6	117.4
Total Rushes	474	448
NET YARDS PASSING	3591	3886
Avg. Per Game	224.4	242.9
Sacked/Yds Lost	27/198	37/221
Gross Yards	3,789	4,107
Att./Completions	686/351	549/342
Completion Pct.	51.2	62.3
Had Intercepted	16	15
PUNTS/AVERAGE	79/39.2	86/38.8
NET PUNTING AVG.	79/32.9	86/32.0
PENALTIES/YARDS	84/676	104/816
FUMBLES/BALLS LOST	32/20	24/14
TOUCHDOWNS	32	44
Rushing	16	12
Passing	14	29
Returns	2	3

Score by Periods	1	2	3	4	OT	TOTAL
Patriots	49	84	59	102	0	294
Opponents	60	143	72	99	3	377

SCORING	TD	Ru	Pa	Rt	PAT	FG	S	TP
Bahr	0	0	0	0	27/27	23/33	0	96
Martin	15	14	1	0	0	0	0	32
Coates	6	0	6	0	0	0	0	96
Brisby	3	0	3	0	0	0	0	18
Meggett	2	2	0	0	0	0	0	16
Graham	2	0	2	0	0	0	0	12
T. Brown	1	0	1	0	0	0	0	6
Gash	1	0	1	0	0	0	0	6
W. Moore	1	0	1	0	0	0	0	6
Slade	1	0	1	0	0	0	0	6
Patriots	32	16	14	2	27/27	23/33	0	294
Opponents	44	12	29	3	40/41	23/32	0	377

2-Pt. Conversions: Meggett 2, Martin. Patriots 3-5, Opp. 2-3.

INTERCEPTIONS	NO	YDS	AVG	LG	TD
V. Brown	4	1	0.3	1	0
Guyton	3	68	22.7	45	0
Law	3	47	15.7	38	0
Reynolds	3	6	2.0	4	0
Ray	1	21	21.0	21	0
Hurst	1	0	0.0	0	0
Patriots	15	143	9.5	45	0
Opponents	16	161	10.1	69t	1

PUNTING	NO	YDS	AVG	NET BT	IN20	LG	BLK
O'Neill	41	1514	36.9	31.2	3	14	57
Wagner	37	1557	42.1	35.4	4	13	57
Bahr	1	29	29.0	9.0	1	0	29
Patriots	79	3100	39.2	32.9	8	27	57
Opponents	86	3339	38.8	32.0	10	21	64

PUNT RETURNS	NO	FC	YDS	AVG	LG	TD
Meggett	45	17	383	8.5	23	0
Patriots	45	17	383	8.5	23	0
Opponents	40	11	342	8.6	42	0

KICK RETURNS	NO	YDS	AVG	LG	TD
Meggett	38	964	25.4	62	0
T. Brown	31	672	21.7	38	0
Gisler	2	19	9.5	11	0
Lee	1	14	14.0	14	0
Frisch	1	8	8.0	8	0
Burke	1	7	7.0	7	0
Grant	1	7	7.0	7	0
Patriots	75	1,691	22.5	62	0
Opponents	67	1,405	21.0	58	0

1995 Coaching Staff: Maurice Carthon, Offensive Assistant, Romeo Crennel, Defensive Line, Al Groh, Defensive Coordinator/ Linebackers, Fred Hoaglin, Offensive Line, Chris Palmer, Wide Receivers, Johnny Parker, Strength/ Conditioning, Ray Perkins, Offensive Coordinator, Mike Pope, Tight Ends, Dante Scarneccia, Defensive Asst./LB's, Mike Sweatman, Special Teams, Bob Trott, Defensive Backs, Charlie Weis, Running Backs.

Pro Bowl (3): T. Bruce Armstrong (4), TE Ben Coates (2), RB Curtis Martin (1).

PASSING	ATT	CMP	YARDS	CMP%	YDS/ATT	TD	TD%	INT	INT%	LG	SK/YDS	RATING
Bledsoe	636	323	3507	50.8	5.51	13	2.0	16	2.5	47t	23/170	63.7
Zolak	49	28	282	57.1	5.76	1	2.0	0	0.0	72	4/28	80.5
Meggett	1	0	0	0.0	0.00	0	0.0	0	0.0	0	0/0	39.6
Patriots	686	351	3789	51.2	5.52	14	2.0	16	2.3	72	27/198	64.8
Opponents	549	342	4107	62.3	7.48	29	5.3	15	2.7	70t	37/221	91.4

Results

1996 FINAL STATISTICS (11-5)

Head Coach: Bill Parcells • AFC East Division Champions • Home Stadium: Foxboro Stadium

DATE	W/L	SCORE	OPONENT	ATTENDANCE
9/01	L	10-24	at Miami	71,542
9/08	L	10-17	at Buffalo	78,104
9/15	W	31-0	Arizona	59,118
9/22	W	28-25	Jacksonville OT	59,446
9/29			BYE WEEK	
10/06	W	46-38	at Baltimore	63,569
10/13	L	22-27	Washington	59,638
10/20	W	27-9	at Indianapolis	58,725
10/27	W	28-25	Buffalo	58,858
11/03	W	42-23	Miami	58,942
11/10	W	31-27	at N.Y. Jets	61,715
11/17	L	8-34	Denver	59,452
11/24	W	27-13	Indianapolis	58,226
12/01	W	45-7	at San Diego	59,209
12/08	W	34-10	N.Y. Jets	54,621
12/15	L	6-12	at Dallas	64,578
12/21	W	23-22	at N.Y. Giants	65,387

AFC PLAYOFFS				
1/05	W	28-3	Pittsburgh	60,188
1/12	W	20-6	Jacksonville	60,190
SUPER BOWL XXXI (at New Orleans, La.)				
1/26	L	21-35	Green Bay	72,301

Team Statistics

	PATS	OPP
TOTAL FIRST DOWNS	339	305
Rushing	103	102
Passing	206	178
Penalty	30	25
3rd Down: Made/Att	84/228	82/228
3rd Down Pct.	36.8	36.0
4th Down: Made/Att	19/34	12/22
4th Down Pct.	55.9	54.5
POSSESSION AVG.	30:11	29:49
TOTAL NET YARDS	5369	5305
Avg. Per Game	335.6	331.6
Total Plays	1085	1063
Avg. Per Play	4.9	5.0
NET YARDS RUSHING	1468	1502
Avg. Per Game	91.8	93.9
Total Rushes	427	434
NET YARDS PASSING	3901	3803
Avg. Per Game	243.8	237.7
Sacked/Yards Lost	30/190	33/252
Gross Yards	4091	4055
Att./Completions	628/374	596/322
Completion Pct.	59.6	54.0
Had Intercepted	15	23
PUNTS/AVERAGE	64/43.2	82/42.5
NET PUNTING AVG.	64/35.8	82/33.6
PENALTIES/YARDS	97/716	139/1189
FUMBLES/BALL LOST	25/12	23/11
TOUCHDOWNS	48	34
Rushing	15	14
Passing	27	17
Returns	6	3
Score by Periods		
Patriots	79	123
Opponents	59	105
SCORING		
Vinatieri	0	0
Martin	17	14
Coates	9	9
Glenn	6	6
Jefferson	4	4
Byars LG	2	2
Byars TM	2	2
Gash	2	2
McGinest	2	0
Bartrum	1	0
C. Brown	1	0
Bruschi	1	0
Grier	1	0
Law	1	0
Meggett	1	0
Patriots	48	15
Opponents	34	14

2-Pt. Conversions: Byars, Coates, Gash, Martin, Team 4-6, Opponents 5-6

RUSHING	NO	YDS	AVG	LG	TD
Martin	316	1152	3.6	57	14
Meggett	40	122	3.1	12	0
Grier	27	105	3.9	26	1
Glenn	5	42	8.4	2	0
Bledsoe	24	27	1.1	8	0
Gash	8	15	1.9	3	0
Jefferson	1	6	6.0	6	0
Byars LG	2	2	1.0	3	0
Byars TM	2	2	1.0	3	0
Zolak	4	-3	-0.7	0	0
Patriots	427	1468	3.4	57	15
Opponents	434	1502	3.5	36	14

RECEIVING	NO	YDS	AVG	LG	TD
Glenn	90	1132	12.6	37t	6
Coates	62	682	11.0	84t	9
Jefferson	50	771	15.4	42	4
Martin	46	333	7.2	41	3
Meggett	33	292	8.8	26	0
Gash	33	276	8.4	28	2
Byars LG	32	289	9.0	27	2
Byars TM	27	249	9.2	27	2
T. Brown	21	222	10.6	38	0
Graham	5	64	12.8	23	0
W. Moore	3	37	12.3	16	0
Burke	1	19	19.0	19	0
Grier	1	8	8.0	8	0
Jells	1	5	5.0	5	0
Bartrum	1	1	1.0	1t	1
Patriots	374	4091	10.9	84t	27
Opponents	322	4055	12.6	63t	17

INTERCEPTIONS	NO	YDS	AVG	LG	TD
Clay	4	50	12.5	35	0
Law	3	45	15.0	38t	1
Smith LG	2	20	10.0	11	0
Smith TM	2	20	10.0	11	0
Hitchcock	2	14	7.0	14	0
Milloy	2	14	7.0	14	0
Henderson	2	7	3.5	7	0
Reynolds	2	7	3.5	7	0
McGinest	1	46	46.0	46t	1
Ray	1	43	43.0	43	0
Collins	1	7	7.0	7	0
Slade	1	2	2.0	2	0
Johnson	1	0	0.0	0	0
Sabb	1	0	0.0	0	0
Patriots	23	255	11.1	46t	2
Opponents	15	191	12.7	60	1

PUNTING	NO	YDS	AVG	NET	TB	IN20	LG	BLK
Tupa	63	2739	43.5	36.0	7	14	62	0
Vinatieri	1	27	27.0	27.0	0	1	27	0
Patriots	64	2766	43.2	35.8	7	15	62	0
Opponents	82	3483	42.5	33.6	7	18	58	1

PUNT RETURNS	NO	FC	YDS	AVG	LG	TD
Meggett	52	9	588	11.3	60t	1
Patriots	52	9	588	11.3	60t	1
Opponents	34	8	334	9.8	36	0

KICK RETURNS	NO	YDS	AVG	LG	TD
Meggett	34	781	23.0	54	0
T. Brown	29	634	21.9	51	0
Gisler	1	9	9.0	9	0
Patriots	64	1424	22.3	54	0
Opponents	81	1683	20.8	70	0

Sacks: McGinest 9.5, Slade 7.0, Bruschi 4.0, Sagapolutele 3.0, Jones 2.0, Eaton 1.0, Milloy 1.0, Ray 1.0, Smith 1.0, Wheeler 1.0, Wyman 1.0, Collons 0.5, McGruider 0.5, Sabb 0.5. **Patriots 33.0, Opponents 30.0**

FIELD GOALS	1-19	20-29	30-39	40-49	50+
Vinatieri	1/1	9/10	8/8	8/14	1/2
Patriots	1/1	9/10	8/8	8/14	1/2
Opponents	0/0	10/10	10/11	2/6	1/2

Vinatieri:(25G)(42G,45N,25N,47B)(47N,31G)(23G,30G,29G,44N,41G,40G)(22G,35G,50G)(24G,35G,32G,43N)(44G,36G)(40G,32G,54N) (30G)(40N)(26G,22G)(47G)(19G,41G)(21G,30G)(40G)

Opponents:(34G)(33G,37N)(42N,27G)(21G,48N,24G)(21G,35G,38G)(33G)(45N,39G)(48N,26G,32G,43N)(28G,47G)(42G,50G)(27G)(23G,36G,35G,29G)(30G,27G)

Starters: Offense: WR Shawn Jefferson (15), Dietrich Jells (1); LT Bruce Armstrong (16); LG William Roberts (16); C Dave Wohlbaugh (16); RG Todd Rucci (12), Bob Kratch (4); RT Max Lane (16); TE Ben Coates (15), John Burke (1); WR Terry Glenn (15), Will Moore (1); QB Drew Bledsoe (16); RB Curtis Martin (15), David Meggett (1); FB Sam Gash (9), Keith Byars (1); 3rd TE K. Byars (4), J. Burke (1). **Defense:** LE Mike Jones (7), Ferric Collons (4), Willie McGinest (3), Chris Slade (2); LDT Mark Wheeler (14), M. Jones (2); RDT Jo Sagapolutele (10), Devin Wyman (4), F. Collons (1), M. Wheeler (1); RE W. McGinest (13), Mike Jones (3); LLB Todd Collins (5), Monty Brown (4), C. Slade (4), Dwayne Sabb (2); MLB Ted Johnson (15); RLB D. Sabb (5), T. Collins (4), M. Brown (3), C. Slade (3); LCB Ty Law (12), Ricky Reynolds (4); RCB Jimmy Hitchcock (5), R. Reynolds (5), Otis Smith (5), Willie Clay (1); SS Terry Ray (7), Lawyer Milloy (8); FS W. Clay (15), L. Milloy (1).

1996 Coaching Staff: Bill Belichick, Assistant Head Coach/Secondary, Maurice Carthon, Running Backs, Romeo Crennel, Defensive Line, Al Groh, Defensive Coordinator/ Linebackers, Fred Hoaglin, Defensive Line, Chris Palmer, Quarterbacks, Johnny Parker, Strength/ Conditioning, Ray Perkins, Offensive Coordinator, Mike Pope, Tight Ends, Dante Scarnecchia, Defensive Asst./LBs, Mike Sweatman, Special Teams, Charlie Weis, Running Backs.

Pro Bowl (6): T. Bruce Armstrong (5), QB Drew Bledsoe (2), TE Ben Coates (3), RB Curtis Martin (2), RE Willie McGinest (1), KR David Meggett (1).

	PASSING	ATT	CMP	YARDS	CMP%	YDS/ATT	TD	TD%	INT	INT%	LG	SK/YSD	RATING
Bledsoe	623	373	4086	59.9	6.56	27	4.3	15	2.4	84t	30/190	83.7	
Tupa	2	0	0	0.0	0.00	0	0.0	0	0.0	0	0/0	39.6	
Grier	1	0	0	0.0	0.00	0	0.0	0	0.0	0	0/0	39.6	
Meggett	1	0	0	0.0	0.00	0	0.0	0	0.0	0	0/0	39.6	
Zolak	1	1	5	100.0	5.00	0	0.0	0	0.0	5	0/0	87.5	
Patriots	628	374	4091	59.6	6.51	27	4.3	15	2.4	84t	30/190	83.2	
Opponents	596	322	4055	54.0	6.80	17	2.9	23	3.9	63t	33/252	68.9	



1997 FINAL STATISTICS (10-6)

Head Coach: Pete Carroll • AFC East Division Champions • Home Stadium: Foxboro Stadium

DATE	W/L	SCORE	OPPONENT	ATTENDANCE
8/31	W	41-7	San Diego	60,190
9/07	W	31-6	at Indianapolis	53,632
9/14	W	27-24	N.Y. Jets OT	60,072
9/21	W	31-3	Chicago	59,873
9/28			BYE WEEK	
10/06	L	13-34	at Denver	75,821
10/12	W	33-6	Buffalo	59,802
10/19	L	19-24	at N.Y. Jets	71,061
10/27	L	10-28	Green Bay	59,972
11/02	L	18-23	at Minnesota	62,917
11/09	W	31-10	Buffalo	65,783
11/16	L	7-27	at Tampa Bay	70,479
11/23	W	27-24	Miami	59,002
11/30	W	20-17	Indianapolis	58,507
12/07	W	26-20	at Jacksonville	73,446
12/13	L	21-24	Pittsburgh OT	60,013
12/22	W	14-12	at Miami	74,379
AFC PLAYOFFS				
12/28	W	17-3	Miami	60,041
1/03	L	6-7	at Pittsburgh	61,228

Team Statistics

	PATS	OPP
TOTAL FIRST DOWNS	267	322
Rushing	71	114
Passing	173	183
Penalty	23	25
3rd Down: Made/Att	88/218	90/233
3rd Down Pct.	40.4	38.6
4th Down: Made/Att	3/13	16/30
4th Down Pct.	23.1	53.3
POSSESSION AVG.	28:08	31:52
TOTAL NET YARDS	5014	5085
Avg. Per Game	313.4	317.8
Total Plays	960	1100
Avg. Per Play	5.2	4.6
NET YARDS RUSHING	1464	1616
Avg. Per Game	91.5	101.0
Total Rushes	398	436
NET YARDS PASSING	3550	3469
Avg. Per Game	221.9	216.8
Sacked/Yards Lost	30/258	45/303
Gross Yards	3808	3772
Att./Completions	532/321	619/368
Completion Pct.	60.3	59.5
Had Intercepted	15	19
PUNTS/AVERAGE	79/45.2	74/44.4
NET PUNTING AVG.	79/36.1	74/36.5
PENALTIES/YARDS	99/845	106/763
FUMBLES/BALL LOST	17/77	29/13
TOUCHDOWNS	42	33
Rushing	6	16
Passing	31	14
Returns	5	3

Score by Periods	1	2	3	4	OT	Total
Patriots	82	126	61	97	3	369
Opponents	60	39	89	98	3	289

SCORING	TD	Ru	Pa	Rt	PAT	FG	S	TP
Vinateri	0	0	0	40/40	25/29	0	115	0
Coates	8	0	8	0	0	0	38	0
Brown	6	0	6	0	0	0	36	0
Martin	5	4	1	0	0	0	30	0
Byars	3	0	3	0	0	0	18	0
Gash	3	0	3	0	0	0	18	0
Purnell	3	0	3	0	0	0	12	0
Brisby	2	0	2	0	0	0	12	0
Glenn	2	0	2	0	0	0	12	0
Jefferson	2	0	2	0	0	0	12	0
Meggett	2	0	2	0	0	0	12	0
Clay	1	0	1	0	0	0	6	0
Cullors	1	0	1	0	0	0	6	0
Grier	1	1	0	0	0	0	6	0
Hitchcock	1	0	0	1	0	0	6	0
Slade	1	0	0	1	0	0	6	0
Whigham	1	0	0	1	0	0	6	0
Patriots	42	6	31	5	40/40	25/29	1	369
Opponents	33	16	14	3	29/29	20/29	0	289

2-Pt. Conversions: Team 0-2, Opponents 1-4

RUSHING	NO	YDS	AVG	LG	TD
Martin	274	1160	4.2	70t	4
Cullors	22	101	4.6	24	0
Grier	33	75	2.3	12	1
Meggett	20	60	3.0	10	1
Bledsoe	28	55	2.0	8	0
Byars	11	24	2.2	5	0
Gash	6	10	1.7	4	0
Zolak	3	-3	-1.0	-1	0
Brown	1	-18	-18.0	-18	0
Patriots	398	1464	3.7	70t	6
Opponents	436	1616	3.7	34	16

RECEIVING	NO	YDS	AVG	LG	TD
Coates	66	737	11.2	35	8
Jefferson	54	841	15.6	76	2
Brown	41	607	14.8	67	6
Martin	41	296	7.2	22	1
Glenn	27	431	16.0	50	2
Brisby	23	276	12.0	31	2
Gash	22	154	7.0	19	3
Byars	20	189	9.5	51	3
Meggett	19	203	10.7	49t	1
Purnell	5	57	11.4	20t	3
Cullors	2	8	4.0	6	0
Jells	1	9	9.0	9	0
Patriots	321	3808	11.9	76	31
Opponents	368	3772	10.3	51	14

INTERCEPTIONS	NO	YDS	AVG	LG	TD
Clay	6	109	18.2	53t	1
Law	3	70	23.3	40	0
Milloy	3	15	5.0	15	0
Hitchcock	2	104	52.0	100t	1
Whigham	2	60	30.0	60t	1
Moore	2	7	3.5	7	0
Slade	1	1	1.0	1t	1
Patriots	19	366	19.3	100t	4
Opponents	15	213	14.2	45	2

PUNTING	NO	YDS	AVG	NET TB	IN20	LG	BLK
Tupa	78	3569	45.8	36.1	14	24	73
Patriots	78	3569	45.8	36.1	14	24	73
Opponents	74	3288	44.4	36.5	6	17	66

PUNT RETURNS	NO	FC	YDS	AVG	LG	TD
Meggett	45	8	467	10.4	47	0
Patriots	45	8	467	10.4	47	0
Opponents	38	11	437	11.5	26	0

KICK RETURNS	NO	YDS	AVG	LG	TD
Meggett	33	816	24.7	61	0
Cullors	15	386	25.7	86t	1
Canty	4	115	28.8	63	0
Coates	1	20	20.0	20	0
Patriots	53	1337	25.2	86t	1
Opponents	75	1651	22.0	92t	1

Sacks: Slade 9.0, Thomas 7.0, Bruschi 4.0, Johnson 4.0, Jones 4.0, Wheeler 4.0, Canty 2.0, McGinest 2.0, Whigham 2.0, Collins 1.5, Eaton 1.0, Israel 1.0, McGruder 1.0, Law 0.5; Patriots 45.0, Opponents 30.0.

FIELD GOALS	1-19	20-29	30-39	40-49	50+
Vinateri	0/0	11/11	7/9	6/8	1/1
Team	0/0	11/11	7/9	6/8	1/1
Opponents	0/0	7/8	7/10	5/8	1/3

Vinateri:(21G, 26G) (21G) (33G,34G) (27G) (26G,49G) (20G,23G,41G,52G,24G) (38G) (22G,25G) (42G,42N, 45N) () (36G,27G,30N) (32G,48G) (44G,41G, 33G,39G,32N) ()

Opponents:() (45G,38G) (27G,29B) (38G) (21G,48N,33G) (34N) (35N,35G,68N,36N) () (24G,23G,41G) (23G) (44G,44G) (25G) (24G,42N) (44N) (36G,34G,31G) (50G,41G,51N)

Starters: Offense: WR Shawn Jefferson (14); LT Bruce Armstrong (16); LG Max Lane (15), Heath Irvin (1); C Dave Wohlbaugh (14), Mike Gisler (2); RG Todd Rucii (16); RT Zeffross Moss (15), M. Lane (1); TE Ben Coates (16); QB Drew Bledsoe (16); RB Curtis Martin (13), David Meggett (2), Derrick Cullors (1); FB Keith Byars (8), Sam Gash (5); 3rd WR Vincent Brisby (3); 2nd TE Lovett Purnell (2).

Defense: LE Chris Sullivan (7), Ferric Collins (5), Mike Jones (4); LDT Mark Wheeler (14), Chad Eaton (1), M. Jones (1); RDT Henry Thomas (16); RE Willie McGinest (11), C. Sullivan (3), M. Jones (2); LLB Chris Slade (16); MLB Ted Johnson (16); RLB Todd Collins (15), Tedy Bruschi (1); LCB Ty Law (16); RCB Jimmy Hitchcock (15), Chris Canty (1); SS Lawyer Milloy (16); FS Willie Clay (16).

1997 Coaching Staff: Paul Boudreau, Offensive Line, Jeff Davidson, Tight Ends, Ray Hamilton, Defensive Line, Larry Kennan, Offensive Coordinator, Ron Lynn, Defensive Backs, Johnny Parker, Strength/ Conditioning, Andre Patterson, Defensive Assistant, Bo Pelini, Linebackers, Dante Scarnecchia, Special Teams, Steve Sidwell, Defensive Coordinator, Carl Smith, Asst. Head Coach/Quarterbacks, Steve Walters, Wide Receivers, Kirby Wilson, Running Backs.

Pro Bowl (5): T Bruce Armstrong (6), QB Drew Bledsoe (3), TE Ben Coates (4), LB Chris Slade (1), SpT Larry Whigham (1).

PASSING	ATT	CMP	YARDS	CMP%	YDS/ATT	TD	TD%	INT	INT%	LG	SK/YDS	RATING
Bledsoe	522	314	3706	60.2	7.10	28	5.4	15	2.9	76	30/258	87.7
Zolak	9	6	67	66.7	7.44	2	22.2	0	0.0	20t	0/0	128.2
Meggett	1	1	35	100.0	35.0	1	100.0	0	0.0	35t	0/0	158.3
Patriots	532	321	3808	60.3	7.16	31	5.8	15	2.8	76	30/258	89.9
Opponents	619	368	3772	59.5	6.09	14	2.3	19	3.1	51	45/303	71.8



1998 FINAL STATISTICS (9-7)

Head Coach: Pete Carroll • Fourth in AFC East (Wild Card Playoff Qualifier) • Home Stadium: Foxboro Stadium

DATE	W/L	SCORE	OPPONENT	ATTENDANCE
9/07	L	21-27	at Denver	74,745
9/13	W	29-6	Indianapolis	60,068
9/20	W	27-16	Tennessee	59,973
9/27			BYE WEEK	
10/04	W	30-27	at New Orleans	56,172
10/11	W	40-10	Kansas City	59,749
10/19	L	14-24	N.Y. Jets	60,062
10/25	L	9-12	at Miami OT	73,973
11/01	W	21-16	at Indianapolis	58,056
11/08	L	10-41	Atlanta	59,790
11/15	L	10-13	at Buffalo	72,020
11/23	W	26-23	Miami	58,729
11/29	W	25-21	Buffalo	58,304
12/06	W	23-9	at Pittsburgh	58,632
12/13	L	18-32	at St. Louis	48,946
12/20	W	24-21	San Francisco	59,153
12/27	L	10-31	at N.Y. Jets	74,302
AFC PLAYOFFS				
1/03	L	10-25	at Jacksonville	72,559

Team Statistics

	PATS	OPP
TOTAL FIRST DOWNS	281	305
Rushing	68	76
Passing	184	208
Penalty	29	21
3rd Down: Made/Att	90/237	98/230
3rd Down Pct.	38.0	42.6
4th Down: Made/Att	10/21	4/14
4th Down Pct.	47.6	28.6
POSSESSION AVG.	28:34	31:26
TOTAL NET YARDS	5140	5182
Avg. Per Game	321.3	323.9
Total Plays	999	1053
Avg. Per Play	5.1	4.9
NET YARDS RUSHING	1480	1547
Avg. Per Game	92.5	96.7
Total Rushes	403	447
NET YARDS PASSING	3660	3635
Avg. Per Game	228.8	227.2
Sacked/Yards Lost	40/344	36/222
Good Yards	4004	3857
Att./Completions	556/295	570/336
Completion Pct.	53.1	58.9
Had Intercepted	17	24
PUNTS/AVERAGE	74/45.5	73/42.5
NET PUNTING AVG.	74/35.4	73/34.9
PENALTIES/YARDS	108/853	104/787
FUMBLES/BALL LOST	20/7	16/7
TOUCHDOWNS	35	36
Rushing	9	8
Passing	23	26
Returns	3	2

Score by Periods	1	2	3	4	OT	Total
Patriots	60	116	62	99	0	337
Opponents	64	111	67	84	3	329

SCORING	TD	Ru	Pa	Rt	PAT	FG	S	TP
Vinateri	0	0	0	0	32/32	31/39	0	127
Edwards	12	9	3	0	0	0	76	0
Coates	6	0	6	0	0	0	32	0
Glenn	3	0	3	0	0	0	18	0
Simmons	3	0	3	0	0	0	18	0
Brisby	2	0	2	0	0	0	12	0
Jefferson	2	0	2	0	0	0	12	0
Purnell	2	0	2	0	0	0	12	0
Brown	1	0	1	0	0	0	6	0
Cullors	1	0	1	0	0	0	6	0
Law	1	0	0	1	0	0	6	0
Milloy	1	0	0	1	0	0	6	0
Thomas	1	0	0	1	0	0	6	0
Patriots	35	9	23	3	32/32	31/39	0	337
Opponents	36	8	26	2	30/30	27/32	0	329

2-Pt. Conversions: Patriots 1-3, Opponents 1-6

RUSHING	NO	YDS	AVG	LG	TD
Edwards	291	1115	3.8	53	9
Shaw	48	236	4.9	71	0
Cullors	18	48	2.7	15	0
Bledsoe	28	44	1.6	10	0
Floyd	6	22	3.7	10	0
Jefferson	1	15	15.0	15	0
Carter	2	3	1.5	3	0
Zolak	5	0	0.0	4	0
Glenn	2	-1	-0.5	7	0
Tupa	2	-2	-1.0	-1	0
Patriots	403	1480	3.7	71	9
Opponents	447	1547	3.5	34	8

RECEIVING	No	Yds	Avg	LG	TD
Coates	67	668	10.0	33	6
Glenn	50	792	15.8	86	3
Edwards	35	331	9.5	46	3
Jefferson	34	771	22.7	61	2
Simmons	23	474	20.6	63	3
Brown	23	346	15.0	52	1
Carter	18	166	9.2	49	0
Cullors	14	146	10.4	43	1
Purnell	12	92	7.7	22	2
Bruschi	7	96	13.7	27	2
Shaw	6	30	5.0	11	0
Ellard	5	86	17.2	19	0
Floyd	1	6	6.0	6	0
Patriots	295	4004	13.6	86	23
Opponents	336	3857	11.5	84	26

INTERCEPTIONS	NO	YDS	AVG	LG	TD
Law	9	133	14.8	59	1
Milloy	6	54	9.0	30	1
Clay	3	19	6.3	19	0
Israel	3	13	4.3	12	0
Thomas	1	24	24.0	24	1
Canty	1	12	12.0	12	0
Whigham	1	0	0.0	0	0
Patriots	24	255	10.6	59	3
Opponents	17	197	11.6	36	0

PUNTING	NO	YDS	AVG	NET	TB	IN20	LG	BLK
Tupa	74	3294	44.5	35.4	9	13	64	0
Patriots	74	3294	44.5	35.4	9	13	64	0
Opponents	73	3100	42.5	34.9	8	20	58	0

PUNT RETURNS	NO	FC	YDS	AVG	LG	TD
Brown	17	0	8	225	13.2	39
Canty	16	7	170	10.6	36	0
Clay	0	2	0	-	-	0
Patriots	33	17	395	12.0	39	0
Opponents	43	8	493	11.5	76	0

KICK RETURNS	NO	YDS	AVG	LG	TD
Cullors	45	1085	24.1	68	0
Canty	11	198	18.0	29	0
Sullivan	2	14	7.0	9	0
Bruschi	1	4	4.0	4	0
Eaton	1	13	13.0	13	0
Shaw	1	16	16.0	16	0
Whigham	1	0	0.0	0	0
Patriots	62	1330	21.5	68	0
Opponents	71	1335	18.8	37	0

Sacks	Thomas	6.5	Eaton	6.0	Slade	4.0
	McGinest	3.5	Spires	3.0	Bruschi	2.0
	Israel	2.0	Johnston	2.0	Mitchell	2.0
	Sullivan	2.0	Canty	1.0	C. Carter	1.0
	Milloy	1.0	Patriots	36.0	Opponents	40.0

FIELD GOALS	1-19	20-29	30-39	40-49	50+
Vinateri	3/3	8/8	9/14	9/12	2/2
Patriots	3/3	8/8	9/14	9/12	2/2
Opponents	0/0	9/9	8/11	8/10	2/2

Vinateri	(39N, 37B)	(19G,23G,52G, 42N)
(43G,41G)	(34G,49G,27G)	(32G, 38G,27G,20G)
(0)	(45N,41G,30G,36G)	(0)
(40G)	(39N,38G,39N)	(25G,44G,45G, 24G)
(44G,47N)	(21G,29G,35G)	(37G, 41G,55G,17G)
(32N,35G)	(19G)	

Opponents: (53G,42G) (0) (34G,26G, 45G) (21G,37G) (33G) (38B,23G) (48G, 38G,25G, 43G) (50G) (47B,40G,32G) (31G,20G,40N) (21G) (35N,34G,26G, 22G) (49G, 26G, 43G) (48G) (31B) (36G)

Starters: Offense: WR Shawn Jefferson (9); LT Bruce Armstrong (16); LG Max Lane (9), Damon Denson (4), Heath Irwin (3); C Dave Wohlabaugh (16); RG Todd Rucci (16); RT Zefross Moss (14), M. Lane (2); TE Ben Coates (14), Lovett Purnell (2); WR Terry Glenn (9), Tony Simmons (6), Vincent Bruschi (1); QB Drew Bledsoe (14), Scott Zolak (2); RB Robert Edwards (15), Harold Shaw (1); FB Tony Carter (7), Chris Floyd (2); 3rd TE Rod Rutledge (4), L Purnell (3).

Defense: DE Ferric Collins (13), Chris Sullivan (3); NT Chad Eaton (14), Mark Wheeler (1), Henry Thomas (1); DT H. Thomas (14), C. Sullivan (1), M. Wheeler (1); Elephant Willie McGinest (8), C. Sullivan (6), Brandon Mitchell (1), Greg Spires (1); SLB Chris Slade (15), Vernon Crawford (1); MLB Ted Johnson (13), Marty Moore (2), Todd Collins (1); WLB T. Collins (9), Tedy Bruschi (7); LCB Ty Law (16); RCB Chris Canty (9), Steve Israel (7); SS Lawyer Milloy (16); FS Willie Clay (16).

1998 Coaching Staff: Paul Boudreau, Offensive Line, Jeff Davidson, Asst. Offensive Line, Ray Hamilton, Defensive Line, Ron Lynn, Defensive Backs, Johnny Parker, Strength/ Conditioning, Bo Pelini, Linebackers, Jack Reilly, Quarterbacks, Dante Scarnechia, Special Teams, Steve Sidwell, Defensive Coordinator, Carl Smith, Tight Ends, DeWayne Walker, Defensive Assistant - Secondary, Steve Walters, Wide Receivers, Kirby Wilson, Running Backs, Ernie Zampese, Offensive Coordinator.

Pro Bowl (3): TE Ben Coates (5), CB Ty Law (1), SS Lawyer Milloy (1).

PASSING	ATT	CMP	YARDS	CMP%	YDS/ATT	TD	TD%	INT	INT%	LG	SK/YDS	RATING
Bledsoe	481	263	3633	54.7	7.55	20	4.2	14	2.9	86	36/295	80.9
Zolak	75	32	371	42.7	4.95	3	4.0	3	4.0	61	4/49	54.9
Patriots	556	295	4004	53.1	7.20	23	4.1	17	3.1	86	40/344	77.4
Opponents	570	336	3857	58.9	6.77	26	4.6	24	4.2	84	36/222	77.1



1999 FINAL STATISTICS (8-8)

Head Coach: Pete Carroll • Tied for Fourth in AFC East • Home Stadium: Foxboro Stadium

DATE	W/L	SCORE	OPPONENT	ATTENDANCE
9/12	W	30-28	at N.Y. Jets	78,227
9/19	W	31-28	Indianapolis	59,640
9/26	W	16-14	N.Y. Giants	59,169
10/03	W	19-7	at Cleveland	72,368
10/10	L	14-16	at Kansas City	78,636
10/17	L	30-31	Miami	60,006
10/24	W	24-23	Denver	60,011
10/31	W	27-3	at Arizona	55,830
11/07			BYE WEEK	
11/15	L	17-24	N.Y. Jets	59,077
11/21	L	17-27	at Miami	74,295
11/28	L	7-17	at Buffalo	72,111
12/05	W	13-6	Dallas	58,444
12/12	L	15-20	at Indianapolis	56,975
12/19	L	9-24	at Philadelphia	65,475
12/26	L	10-13	Buffalo OT	55,014
1/02	W	20-3	Baltimore	50,263

Team Statistics

	PATS	OPP
TOTAL FIRST DOWNS	280	281
Rushing	72	106
Passing	184	154
Penalty	24	21
3rd Down: Made/Att	79/223	81/231
3rd Down Pct.	35.4	35.1
4th Down: Made/Att	4/13	5/18
4th Down Pct.	30.8	27.8
POSSESSION AVG.	28:49	31:11
TOTAL NET YARDS	5062	4808
Avg. Per Game	316.4	300.5
Total Plays	1021	1048
Avg. Per Play	5.0	4.6
NET YARDS RUSHING	1426	1795
Avg. Per Game	89.1	112.2
Total Rushes	425	486
NET YARDS PASSING	3636	3013
Avg. Per Game	227.3	188.3
Sacked/Yards Lost	56/349	42/268
Gross Yards	3985	3281
Att./Completions	540/305	520/293
Completion Pct.	56.5	56.3
Had Intercepted	21	16
PUNTS/AVERAGE	90/41.5	95/41.2
NET PUNTING AVG.	90/34.6	95/33.7
FUMBLIES/YARDS	95/812	102/775
TOUCHDOWNS	27/12	29/15
Rushing	9	30
Passing	19	23
Returns	4	1

Score by Periods	1	2	3	4	OT	Total
Patriots	61	84	67	87	0	299
Opponents	70	101	56	54	3	284

SCORING	TD	Ru	Pa	Rt	PAT	FG	S	TP
Vinatieri	0	0	0	0	29/30	26/33	0	107
Allen	9	8	1	0	0	0	54	36
Jefferson	6	6	0	0	0	0	0	17
Glenn	4	0	4	0	0	0	24	24
Coates	2	0	2	0	0	0	12	12
Faulk	2	1	1	0	0	0	12	12
Simmons	2	0	2	0	0	0	12	12
Bartrum	1	0	1	0	0	0	6	6
Brown	1	0	1	0	0	0	6	6
Eaton	1	0	0	1	0	0	6	6
Katzenmoyer	1	0	0	1	0	0	6	6
Law	1	0	0	1	0	0	6	6
McGinest	1	0	0	1	0	0	6	6
Warren	1	0	1	0	0	0	6	6
Patriots	32	9	19	4	29/30	26/33	0	299
Opponents	30	6	23	1	27/27	25/30	1	284

2-Pt. Conversions: Team 0-2, Opponents 0-3

RUSHING	NO	YDS	AVG	LG	TD
Allen	254	896	3.5	39	8
Faulk	67	227	3.4	43	1
Warren	35	120	3.4	18	0
Bledsoe	42	101	2.4	25	0
T. Carter	6	26	4.3	9	0
Shaw	9	23	2.6	12	0
L. Johnson	2	13	6.5	13	0
Floyd	6	12	2.0	6	0
Elision	2	10	5.0	8	0
C. Carter	0	0	---	---	0
Friesz	2	-2	-1.0	-1	0
Patriots	425	1426	3.4	43	9
Opponents	486	1795	3.7	60	6

RECEIVING	NO	YDS	AVG	LG	TD
Glenn	69	1147	16.6	67	4
Jefferson	40	698	17.5	68	6
Brown	36	471	13.1	37	1
Coates	32	370	11.6	27	2
Warren	29	262	9.0	21	2
T. Carter	20	108	5.4	20	0
Simmons	19	276	14.5	58	2
Brisby	18	266	14.8	40	0
Allen	14	125	8.9	38	1
Faulk	12	98	8.2	19	1
Rutledge	7	66	9.4	13	0
Elision	4	50	12.5	23	0
Shaw	2	31	15.5	29	0
Floyd	2	16	8.0	11	0
Bartrum	1	1	1.0	11	1
Patriots	305	3985	13.1	68	19
Opponents	293	3281	11.2	69	23

INTERCEPTIONS	NO	YDS	AVG	LG	TD
Milloy	4	17	4.3	17	0
Serwanga	3	2	0.7	2	0
C. Carter	3	13	4.3	8	0
Law	2	20	10.0	27	1
Katzenmoyer	1	57	57.0	57	1
Bruschi	1	1	1.0	1	0
Israel	1	0	0.0	0	0
Slade	1	0	0.0	0	0
Patriots	16	110	6.9	57	2
Opponents	21	299	14.2	84	1

PUNTING	NO	YDS	AVG	NET	TB	IN20	LG	BLK
L. Johnson	90	3735	41.5	34.6	14	23	58	0
Patriots	90	3735	41.5	34.6	14	23	58	0
Opponents	95	3914	41.2	33.7	11	20	65	1

PUNT RETURNS	NO	FC	YDS	AVG	LG	TD
Brown	38	13	405	10.7	52	0
Faulk	10	4	90	9.0	20	0
Patriots	48	17	495	10.3	52	0
Opponents	36	20	345	9.6	45	0

KICK RETURNS	NO	YDS	AVG	LG	TD
Faulk	39	943	24.2	95	0
Brown	8	271	33.9	54	0
Simmons	6	132	22.0	29	0
Jones	5	113	22.6	28	0
Warren	2	25	12.5	16	0
Elision	1	13	13.0	13	0
Sullivan	1	1	1.0	1	0
Patriots	62	1498	24.2	95	0
Opponents	64	1441	22.5	58	0

Sacks: McGinest 9.0, Slade 4.5, Katzenmoyer 3.5, Eaton 3.0, Mitchell 3.0, Thomas 3.0, Whigham 3.0, Bruschi 2.0, Collons 2.0, T. Johnson 2.0, Milloy 2.0, C. Carter 1.0, Israel 1.0, Serwanga 1.0, Sullivan 1.0, Law 0.5, Spies 0.5, Team 42.0, Opponents 56.0

FIELD GOALS	1-19	20-29	30-39	40-49	50+
Vinatieri	1/1	14/14	5/7	5/9	1/2
Patriots	1/1	14/14	5/7	5/9	1/2
Opponents	2/2	11/11	5/6	6/8	1/3

Vinatieri: (33G, 21G, 23G) (26G) (38G, 19G, 41G) (22G, 21G, 42N) (48N, 32N) (41G, 39G, 34G) (28G) ((22G) (27G) ((41G, 23G) (28G, 28G, 26G) (23G, 43G, 56N, 46G) (44N, 38G, 33N, 44N) (25G, 51G)

Opponents: ((1) (41N) (38N) (22G, 41G, 23G) (20G, 33G, 45G, 45G, 41G, 53G) (40G, 28G, 30G, 59N) (24G) (26G) (19G, 23G) (28G) (20G, 43N, 34G) (28G, 31G) (43G, 51N) (39G, 23G) (19G)

Starters: Offense: WR Shawn Jefferson (16); LT Bruce Armstrong (16); LG Heath Irwin (13), Max Lane (3); C Damien Woody (16); RG Todd Rucchi (14); M. Lane (2); RT Zefross Moss (13), M. Lane (2), Ed Ellis (1); TE Ben Coates (15), Rod Rutledge (1); WR Terry Glenn (13), Vincent Brisby (1), Troy Brown (1) Tony Simmons (1), QB Drew Bledsoe (16); RB Terry Allen (13), Kevin Faulk (2), Lamont Warren (1); FB Tony Carter (14); 3rd TE R. Rutledge (1); 2nd RB L. Warren (1).

Defense: DE Brandon Mitchell (16); NT Chad Eaton (16); DT Henry Thomas (16); Elephant Willie McGinest (16); SLB Chris Slade (16); MLB Andy Katzenmoyer (11), Ted Johnson (5); WLB Tedy Bruschi (14), Marty Moore (2); LCB Ty Law (13), Kato Serwanga (3); RCB Steve Israel (13), Tebucky Jones (2), Terry Billups (1); SS Lawyer Milloy (16); FS Chris Carter (15), Tony George (1).

1999 Coaching Staff: Jeff Davidson, Asst. Offensive Line, Ivan Fears, Wide Receivers, Ray Hamilton, Defensive Line, Ron Lynn, Defensive Backs, Johnny Parker, Strength/Conditioning, Bo Pelini, Linebackers, Jack Reilly, Quarterbacks, Dante Scarneccia, Offensive Line, Brad Seely, Special Teams, Steve Sidwell, Defensive Coordinator, Carl Smith, Tight Ends, DeWayne Walker, Defensive Assistant - Secondary, Kirby Wilson, Running Backs, Ernie Zampese, Offensive Coordinator.

Pro Bowl (2): WR Terry Glenn (1), SS Lawyer Milloy (2).

PASSING	ATT	CMP	YARDS	CMP%	YDS/ATT	TD	TD%	INT	INT%	LG	SK/YDS	RATING
Bledsoe	539	305	3985	56.6	7.39	19	3.5	21	3.9	68	55/342	75.6
Brown	1	0	0	0.0	0.00	0	0.0	0	0.0	0	0/0	39.6
Warren	0	0	0	---	---	0	---	0	---	---	1/7	---
Patriots	540	305	3985	56.5	7.38	19	3.5	21	3.9	68	56/349	75.4
Opponents	520	293	3281	56.3	6.31	23	4.4	16	3.1	69	42/268	77.3



2000 FINAL STATISTICS (5-11)

Head Coach: Bill Belichick • Fifth in AFC East • Home Stadium: Foxboro Stadium

DATE	W/L	SCORE	OPPONENT	ATTENDANCE
9/03	L	16-21	Tampa Bay	60,292
9/11	L	19-20	at N.Y. Jets	77,687
9/17	L	13-21	Minnesota	60,292
9/24	L	3-10	at Miami	73,344
10/01	W	28-19	at Denver	75,684
10/08	W	24-16	Indianapolis	60,292
10/15	L	17-34	N.Y. Jets	60,292
10/22	L	23-30	at Indianapolis	56,828
10/29			BYE WEEK	
11/05	L	13-16	Buffalo ot	60,292
11/12	L	11-19	at Cleveland	72,618
11/19	W	16-13	Cincinnati	60,292
11/23	L	9-34	at Detroit	77,923
12/04	W	30-24	Kansas City	60,292
12/10	L	17-24	at Chicago	66,944
12/17	W	13-10	at Buffalo OT	47,230
12/24	L	24-27	Miami	60,292

Team Statistics

	PATS	OPP
TOTAL FIRST DOWNS	283	326
Rushing	80	108
Passing	172	184
Penalty	31	34
3rd Down: Made/Att	82/234	103/237
3rd Down Pct.	35.0	43.5
4th Down: Made/Att	13/26	9/10
4th Down Pct.	50.0	90.0
POSSESSION AVG.	28:56	31:04
TOTAL NET YARDS	4571	5353
Avg. Per Game	285.7	334.6
Total Plays	1037	1068
Avg. Per Play	4.4	5.0
NET YARDS RUSHING	1390	1831
Avg. Per Game	86.9	114.4
Total Rushes	424	495
NET YARDS PASSING	3181	3522
Avg. Per Game	198.8	220.1
Sacked/Yards Lost	48/280	29/172
Gross Yards	3461	3694
Att./Completions	565/328	544/321
Completion Pct.	58.1	59.0
Had Intercepted	15	10
PUNTS/AVERAGE	90/42.2	87/40.4
NET PUNTING AVG.	90/36.8	87/31.9
PENALTIES/YARDS	99/815	95/897
FUMBLES/BALL LOST	23/10	27/13
TOUCHDOWNS	28	38
Rushing	9	12
Passing	18	23
Returns	1	3

Score by Periods	1	2	3	4	OT	Total
Patriots	76	86	30	81	3	276
Opponents	53	122	52	108	3	338

SCORING	Td	Ru	Pa	Rt	PAT	FG	S	TP
Vinatieri	0	0	0	0	25/25	27/33	0	106
Glenn	6	0	6	0	0	0	0	36
Faulk	5	4	1	0	0	0	0	32
Brown	5	0	4	1	0	0	0	30
Redmond	3	1	2	0	0	0	0	18
Bjornson	2	0	2	0	0	0	0	12
Bledsoe	2	2	0	0	0	0	0	12
Carter	2	2	0	0	0	0	0	12
Wiggins	1	0	1	0	0	0	0	6
Rutledge	1	0	1	0	0	0	0	6
Simmons	1	0	1	0	0	0	0	6
Patriots	28	9	18	1	25/25	27/33	0	276
Opponents	38	12	23	3	34/34	24/32	1	338

2-Pt. Conversions: Patriots 1-3 (Faulk), Opponents 1-4

PASSING	ATT	CMP	YARDS	CMP%	YDS/ATT	TD	TD%	INT	INT%	LG	SK/YDS	RATING
Bledsoe	531	312	3291	58.8	6.20	17	3.2	13	2.4	59	45/264	77.3
Friesz	21	11	66	52.4	3.14	0	0.0	1	4.8	17	3/16	39.0
Bishop	9	3	80	33.3	8.89	1	11.1	1	11.1	44t	0/0	64.4
Brady	3	1	6	33.3	2.00	0	0.0	0	0.0	6	0/0	42.4
L. Johnson	1	1	18	100.0	18.00	0	0.0	0	0.0	18	0/0	118.8
Patriots	565	328	3461	58.1	6.13	18	3.2	15	2.7	59	48/280	75.5
Opponents	544	321	3694	59.0	6.79	23	4.2	10	1.8	81t	29/172	86.0

RUSHING	NO	YDS	AVG	LG	TD
Faulk	164	570	3.5	18	4
Redmond	125	406	3.2	20	1
Bledsoe	47	158	3.4	16	2
Carter	37	90	2.4	9	2
Pass	18	58	3.2	11	0
Brown	6	46	7.7	35	0
Glenn	4	39	9.8	35	0
Shaw	9	12	1.3	5	0
Bishop	7	-1	-1.1	2	0
R. Harris	3	14	4.7	7	0
Floyd	2	-1	-5.0	0	0
L. Johnson	2	-1	-5.0	0	0

Patriots	424	1390	3.3	35	9
Opponents	495	1831	3.7	32	12

RECEIVING	No	Yds	Avg	LG	TD
Brown	83	944	11.4	44t	4
Glenn	79	963	12.2	39t	6
Faulk	51	465	9.1	52t	1
Bjornson	20	152	7.6	19	2
Redmond	20	126	6.3	20	0
Wiggins	16	203	12.7	59	1
Rutledge	15	103	6.9	16	1
Simmons	14	231	16.5	46	1
Carter	9	73	8.1	21	0
Calloway	5	95	19.0	28	0
Jackson	5	44	8.8	13	0
Pass	4	17	4.3	15	0
S. Davis	2	12	6.0	9	0
Shaw	2	11	5.5	8	0
R. Harris	2	1	0.5	2	0
Floyd	1	21	21.0	21	0
Patriots	328	3461	10.6	59	18
Opponents	321	3694	11.5	81t	23

INTERCEPTIONS	NO	YDS	AVG	LG	TD
Law	2	32	16.0	32	0
Jones	2	20	10.0	20	0
Milloy	2	2	1.0	2	0
Smith	1	56	56.0	56	0
Langham	1	24	24.0	24	0
Thomas	1	16	16.0	16	0
A. Harris	1	11	11.0	11	0
Patriots	10	161	16.1	56	0
Opponents	15	208	13.9	101t	2

PUNTING	NO	YDS	AVG	NET BT	IN20	LG	BLK	
L. Johnson	89	3798	42.7	36.8	5	31	62	1
Patriots	90	3798	42.2	36.8	5	31	62	1
Opponents	87	3513	40.4	31.9	9	23	62	0

PUNT RETURNS	NO	FC	YDS	AVG	LG	TD
Brown	39	19	504	12.9	66t	1
Faulk	6	3	58	9.7	35	0
Patriots	45	22	562	12.5	66t	1
Opponents	43	21	384	8.9	56	0

Sacks: McGinest 6.0, Spires 6.0, Thomas 4.5, Slade 4.0, Eaton 2.5, Serwanga 2.0, Hamilton 1.5, Bruschi 1.0, A. Harris 1.0, T. Johnson 0.5, **Patriots 29.0, Opponents 48.0**

KICK RETURNS	NO	YDS	AVG	LG	TD
Faulk	38	816	21.5	40	0
Jackson	13	323	24.8	47	0
Simmons	4	82	20.5	39	0
Brown	2	15	7.5	9	0
Bruschi	2	13	6.5	7	0
S. Davis	2	45	22.5	32	0
Carter	1	16	16.0	16	0
Hamilton	1	0	0.0	0	0
Redmond	1	25	25.0	25	0
Patriots	64	1335	20.9	47	0
Opponents	62	1350	21.8	87t	1

FIELD GOALS	1-9	20-29	30-39	40-49	50+
Vinatieri	0/0	11/13	8/9	7/8	1/3
Patriots	0/0	11/13	8/9	7/8	1/3
Opponents	1/1	5/7	11/13	7/11	0/0

Vinatieri:(30G,55N)(32G,35G,30G,33G,29N) (44N) (40G,53N)(21G,22G)(27G,26G,28G) (48G,43G) (38G)(38G,21G,22G)(24G,47G,43G) (48G, 53G,37N,27G)(40G)(22G,27N,24G)(33G)

Opponents: (0)(0)(43G)(20G,43N)(33G,33G, 34G)(38G,46N,27G)(36G)(19G,48G,32G) (39G) ,43G,35G,35G)(28G,30N,45G)(31G,36G)(42G) (24G,47N)(25G,23B,30B)(47G,47N,28N,49G)

Starters: Offense: WR Troy Brown (15); LT Bruce Armstrong (16); LG Joe Andruzzi (11), Adrian Klemm (3), Derrick Fletcher (2); C Damien Woody (16); RG Sale Isaia (14), Max Lane (2); RT Grant Williams (8), Greg Robinson-Randall (4), M. Lane (3), A. Klemm (1); TE Rod Rutledge (10), Eric Bjornson (6); WR Terry Glenn (16); QB Drew Bledsoe (16); RB Kevin Faulk (9), J.R. Redmond (5), Patrick Pass (2); FB Tony Carter (6); 2nd TE Jermaine Wiggins (2), R. Rutledge (1), Chris Eitzmann (1); 3rd WR Chris Calloway (2) Curtis Jackson (2), Tony Simmons (2), Shockman Davis (1).

Defense: DE/OLB Willie McGinest (14), Brandon Mitchell (1), Greg Spires (1); DE B. Mitchell (8), Garrett Johnson (2), Chad Eaton (1), G. Spires (1), Henry Thomas (1); NT C. Eaton (12), H. Thomas (4); RDE Bobby Hamilton (16), SLB Chris Slade (15); ILB Ted Johnson (11), Rob Holmberg (4), Andy Katzenmoyer (1); WLB Tedy Bruschi (16); 4th LB A. Katzenmoyer (2), R. Holmberg (1); LCB Ty Law (15), Antonio Langham (1); RCB Otis Smith (12), A. Langham (4); SS Lawyer Milloy (16), FS Tebucky Jones (9), Larry Whigham (4), O. Smith (2), A. Langham (1); 5th DB A. Langham (1).

2000 Coaching Staff: Ned Burke, Coaching Assistant; Brian Daboll, Coaching Assistant; Jeff Davidson, Assistant Offensive Line; Ivan Fears, Wide Receivers; Mark Jackson, coaching assistant; Pepper Johnson, Assistant Linebackers; Eric Mangini, Defensive Backs; Randy Melvin, Defensive Line; Markus Paul, Assistant Strength and Conditioning; Dick Rehbein, Quarterbacks; Rob Ryan, Linebackers; Dante Scarnecchia, Assistant Head Coach/Offensive Line; Brad Sely, Special Teams; DeWayne Walker, Defensive Assistant; Charlie Weis, Offensive Coordinator/ Running Backs; Mike Woicik, Strength and Conditioning.

Pro Bowl (0)



2001 FINAL STATISTICS (11-5)

Head Coach: Bill Belichick • AFC East Division Champions • Home Stadium: Foxboro Stadium

DATE	W/L	SCORE	OPPONENT	ATTENDANCE
9/09	L	17-23	at Cincinnati	51,521
9/23	L	3-10	N.Y. Jets	60,292
9/30	W	44-13	Indianapolis	60,292
10/07	L	10-30	at Miami	73,024
10/14	W	29-26	San Diego OT	60,292
10/21	W	38-17	at Indianapolis	56,022
10/28	L	20-31	at Denver	74,750
11/04	W	24-10	at Atlanta	45,572
11/11	W	21-11	Buffalo	60,292
11/18	L	17-24	St. Louis	60,292
11/25	W	34-17	New Orleans	60,292
12/02	W	17-16	at N.Y. Jets	78,712
12/09	W	27-16	Cleveland	60,292
12/16	W	12-9	at Buffalo OT	45,527
12/22	W	20-13	Miami	60,292
BYE WEEK				
1/06	W	38-6	at Carolina	71,907
AFC PLAYOFFS				
1/19	W	16-13	Oakland OT	60,292
1/27	W	24-17	at Pittsburgh	64,704
SUPER BOWL XXXVI (at New Orleans, La.)				
2/03	W	20-17	St. Louis	72,922

Team Statistics

	PATS	OPP
TOTAL FIRST DOWNS	292	303
Rushing	101	99
Passing	163	171
Penalty	28	33
3rd Down: Made/Att	91/221	80/215
3rd Down Pct.	41.2	37.2
4th Down: Made/Att	7/17	5/15
4th Down Pct.	41.2	33.3
POSSESSION AVG.	30:48	29:12
TOTAL NET YARDS	4882	5352
Avg. Per Game	305.1	334.5
Total Plays	1001	1016
Avg. Per Play	4.9	5.3
NET YARDS RUSHING	1793	1855
Avg. Per Game	112.1	115.9
Total Rushes	473	429
NET YARDS PASSING	3089	3497
Avg. Per Game	193.1	218.6
Sacked/Yards Lost	46/237	41/234
Gross Yards	3326	3731
Att./Completions	482/306	546/299
Completion Pct.	63.5	54.8
Had Intercepted	15	22
PUNTS/AVERAGE	74/41.1	73/39.5
NET PUNTING AVG.	74/38.1	73/31.6
PENALTIES/YARDS	92/802	93/839
FUMBLES/BALL LOST	29/13	23/13
TOUCHDOWNS	43	26
Rushing	15	7
Passing	21	15
Returns	7	4

Score by Periods	1	2	3	4	OT	Total
Patriots	74	133	58	100	6	371
Opponents	54	51	94	73	0	272

SCORING	Td	Ru	Pa	Rt	PAT	FG	S	TP
Vinateri	0	0	0	0	41/42	24/30	0	113
A. Smith	13	12	1	0	0	0	0	78
Brown	7	0	5	2	0	0	0	42
Patten	5	1	4	0	0	0	0	30
Wiggins	4	0	4	0	0	0	0	24
M. Edwards	3	1	2	0	0	0	0	18
Faulk	3	1	2	0	0	0	0	18
Law	2	0	0	2	0	0	0	12
O. Smith	2	0	0	2	0	0	0	12
Buckley	1	0	0	1	0	0	0	6
Glenn	1	0	1	0	0	0	0	6
C. Johnson	1	0	1	0	0	0	0	6
Pass	1	0	1	0	0	0	0	6
Patriots	43	15	21	7	41/42	24/30	0	371
Opponents	26	7	15	4	22/22	30/41	0	272

2-Pt. Conversions: Patriots 0-1, Opponents 2-4

PASSING	ATT	CMP	YARDS	CMP%	YDS/ATT	TD	TD%	INT	INT%	LG	SK/YDS	RATING
Brady	413	264	2843	63.9	6.88	18	4.4	12	2.9	91t	41/216	86.5
Bledsoe	66	40	400	60.6	6.06	2	3.0	2	3.0	58	5/21	75.3
Patten	2	1	60	50.0	30.00	1	50.0	1	50.0	60t	0/0	95.8
Faulk	1	1	23	100.0	23.00	0	0.0	0	0.0	23	0/0	118.8
Patriots	482	306	3326	63.5	6.90	21	4.4	15	3.1	91t	46/237	85.3
Opponents	546	299	3731	54.8	6.83	15	2.7	22	4.0	68	41/234	68.6

RUSHING	NO	YDS	AVG	LG	TD
A. Smith	287	1157	4.0	44	12
Faulk	41	169	4.1	24	1
M. Edwards	51	141	2.8	14	1
Redmond	35	119	3.4	16	0
Brown	11	91	8.3	31	0
Patten	5	67	13.4	29t	1
Brady	36	43	1.2	12	0
Bledsoe	5	18	3.6	8	0
Pass	1	7	7.0	7	0
L. Johnson	1	-19	-19.0	-19	0
Patriots	473	1793	3.8	44	15
Opponents	429	1855	4.3	58	7

RECEIVING	NO	YDS	AVG	LG	TD
Brown	101	1199	11.9	60t	5
Patten	51	749	14.7	91t	4
Faulk	30	189	6.3	28	2
M. Edwards	25	166	6.6	17	2
A. Smith	19	192	10.1	41t	1
Glenn	14	204	14.6	23	1
Wiggins	14	133	9.5	31	4
C. Johnson	14	111	7.9	24t	1
Redmond	13	132	10.2	17	0
Pass	6	66	11.0	23t	1
Rutledge	5	35	7.0	9	0
Small	4	29	7.3	11	0
Emanuel	4	25	6.3	16	0
Coleman	2	50	25.0	46	0
Jackson	2	16	8.0	12	0
Brady	1	23	23.0	23	0
Cox	1	7	7.0	7	0
Patriots	306	3326	10.9	91t	21
Opponents	299	3731	12.5	68	15

INTERCEPTIONS	NO	YDS	AVG	LG	TD
O. Smith	5	181	36.2	78t	2
Law	3	91	30.3	46t	2
Buckley	3	76	25.3	52t	1
Vrabel	2	27	13.5	15	0
Milloy	2	21	10.5	21	0
Bruschi	2	7	3.5	4	0
Pleasant	2	0	0.0	0	0
Phifer	1	14	14.0	14	0
Stevens	1	9	9.0	9	0
T. Jones	1	-4	-4.0	-4	0
Patriots	22	422	19.2	78t	5
Opponents	15	273	18.2	49t	2

PUNTING	NO	YDS	AVG	NET	TB	INTD	LG	BLK
Walter	49	1964	40.1	38t	2	24	58	0
L. Johnson	24	1045	43.5	38.3	3	7	6	0
Vinateri	1	33	33.0	33.0	0	1	33	0
Patriots	74	3042	41.1	38t	5	28	76	0
Opponents	73	2885	39.5	31.6	7	18	61	0

PUNT RETURNS	NO	FC	YDS	AVG	LG	TD
Brown	29	15	413	14.2	85t	2
Faulk	4	0	27	6.8	10	0
Patriots	33	15	440	13.3	85t	2
Opponents	26	17	124	4.8	26	0

Sacks: Hamilton 7.0, McGinest 6.0, Pleasant 6.0, Milloy 3.0, Seymour 3.0, Vrabel 3.0, Bruschi 2.0, Phifer 2.0, O. Smith 2.0, Buckley 1.0, T. Jones 1.0, Law 1.0, Mitchell 1.0, Parker 1.0, **Patriots 41.0, Opponents 46.0**

KICK RETURNS	NO	YDS	AVG	LG	TD
Faulk	33	662	20.1	42	0
Pass	10	222	22.2	33	0
Kelly	7	123	17.6	28	0
Jackson	2	30	15.0	19	0
Patten	2	44	22.0	24	0
Redmond	2	57	28.5	30	0
Brown	1	13	13.0	13	0
Bruschi	1	10	10.0	10	0
M. Edwards	1	23	23.0	23	0
Patriots	59	1184	20.1	42	0
Opponents	75	1658	22.1	64	0

FIELD GOALS	1-9	20-29	30-39	40-49	50+
Vinateri	1/1	8/8	7/8	7/12	1/1
Patriots	1/1	8/8	7/8	7/12	1/1
Opponents	2/2	11/12	8/9	7/14	2/4

Vinateri: (39G)(24G)(47G,48G,35G)(37G)26G, 44N,23G,44G(43G)(24G,44G)(48G)(43N,45N) (33G) (46N)(28G)(54G,38G,39N,48N) (40G,32G,25G,23G)(32G,23G)(19G)

Opponents: (36G,47G,33G)(26G)(19G,34G,27G) (21G,36N,27G,59N)(46B,42G,25B,42G,24G)(50G) (58N,49N,20G)(24G,49N)(42N,35G) (48N,43B,31G) (19G,40G,50G)(27G,39G,22G) (43N,41G,25G,41G)(36G,36G)(29G,40G)

Starters: Offense: WR Troy Brown (13), Charles Johnson (1), David Patten (1); LT Matt Light (12), Grant Williams (4); LG Mike Compton (15), Damien Woody (1); C D. Woody (14), M. Compton (1), Grey Ruesgarber (1); RG Joe Andruzzi (16); RT Greg Robinson-Randall (16); TE Rod Rutledge (13), Jermaine Wiggins (3); WR D. Patten (13), Bert Emanuel (1); QB Tom Brady (14), Drew Bledsoe (2); RB Antowain Smith (15), Kevin Faulk (1); FB Marc Edwards (13); 2nd TE J. Wiggins (3), R. Rutledge (1); 3rd WR C. Johnson (3); T. Glenn (1).

Defense: DE Bobby Hamilton (15), Willie McGinest (1); NT/DT Brandon Mitchell (11), Richard Seymour (3), Jace Saylor (1), DE/DT Anthony Pleasant (9), R. Seymour (7); OLB/DE A. Pleasant (7), Mike Vrabel (6), W. McGinest (3); ILB/OLB Bryan Cox (7), M. Vrabel (6), W. McGinest (1); ILB/MLB Tedy Bruschi (9), Ted Johnson (5); OLB Roman Phifer (16); LCB Ty Law (16); RCB Otis Smith (15), Terrell Buckley (1); SS Lawyer Milloy (16); FS Tebucky Jones (12), Matt Stevens (3); 5th DB Terrence Shaw (4), Antwan Harris (1); 6th DB M. Stevens (1).

2001 Coaching Staff: Ned Burke, Coaching Assistant; Romeo Crennel, Defensive Coordinator, Brian Daboll, Coaching Assistant; Jeff Davidson, Assistant Offensive Line; Ivan Fears, Wide Receivers; Pepper Johnson, Inside Linebackers; Eric Mangini, Defensive Backs; Randy Melvin, Defensive Line; Markus Paul, Assistant Strength and Conditioning; Rob Ryan, Outside Linebackers; Dante Scarnecchia, Assistant Head Coach/Offensive Line; Brad Seely, Special Teams; Charlie Weis, Offensive Coordinator/Running Backs; Mike Woicik, Strength and Conditioning.

Pro Bowl (4): QB Tom Brady (1), WR Troy Brown (1), CB Ty Law (2), S Lawyer Milloy (3).

Results

2002 FINAL STATISTICS (9-7)

Head Coach: Bill Belichick • Second in AFC East • Home Stadium: Gillette Stadium

DATE	W/L	SCORE	OPPONENT	ATTENDANCE
9/09	W	30-14	Pittsburgh	68,436
9/15	W	44-7	at N.Y. Jets	78,726
9/22	W	41-38	at Kansas City OT	68,436
9/29	L	14-21	at San Diego	66,463
10/06	L	13-26	at Miami	73,369
10/13	L	10-28	Green Bay	68,436
BYE WEEK				
10/27	L	16-24	Denver	68,436
11/03	W	38-7	at Buffalo	73,448
11/10	W	33-30	at Chicago	63,105
11/17	L	20-27	at Oakland	62,552
11/24	W	24-17	Minnesota	68,436
11/28	W	20-12	at Detroit	62,109
12/08	W	27-17	Buffalo	68,436
12/16	L	7-24	at Tennessee	68,809
12/22	L	17-30	N.Y. Jets	68,436
12/29	W	27-24	Miami OT	68,436

Team Statistics

	PATS	OPP
TOTAL FIRST DOWNS	304	315
Rushing	99	129
Passing	184	158
Penalty	21	28
3rd Down: Made/Att	94/220	95/221
3rd Down Pct.	42.7	43.0
4th Down: Made/Att	9/20	10/16
4th Down Pct.	45.0	62.5
POSSESSION AVG.	29:11	30:49
TOTAL NET YARDS	5085	5377
Avg. Per Game	317.8	336.1
Total Plays	1031	1032
Avg. Per Play	4.9	5.2
NET YARDS RUSHING	1508	2198
Avg. Per Game	94.3	137.4
Total Rushes	395	467
NET YARDS PASSING	3577	3179
Avg. Per Game	225.6	198.7
Sacked/Yards Lost	31/190	34/199
Gross Yards	3767	3378
Att./Completions	605/374	531/314
Completion Pct.	61.8	59.1
Had Intercepted	14	18
PUNTS/AVERAGE	71/38.4	68/39.4
NET PUNTING YARD	3173/33.3	68/32.4
PENALTIES/YARDS	108/895	99/928
FUMBLES/BALL LOST	24/10	21/11
TOUCHDOWNS	43	41
Rushing	9	17
Passing	28	23
Returns	6	1

Score by Periods	1	2	3	4	OT	T
Patriots	65	95	99	116	6	381
Opponents	57	120	93	76	0	346

SCORING	TD	Ru	Pa	Rt	PAT	FG	S	TP
Vinatieri	0	0	0	0	36/36	27/30	0	117
A. Smith	8	6	2	0	0	0	0	50
Fauria	7	0	7	0	0	0	0	44
Faulk	7	2	3	2	0	0	0	42
Patten	5	0	5	0	0	0	0	30
Branch	3	0	3	0	0	0	0	20
Branch	2	0	2	0	0	0	0	12
Bruschi	2	0	2	0	0	0	0	12
D. Hayes	2	0	2	0	0	0	0	12
Brady	1	1	0	0	0	0	0	6
Cleeland	1	1	0	0	0	0	0	6
Givens	1	0	1	0	0	0	0	6
Graham	1	0	1	0	0	0	0	6
V. Green	1	0	0	1	0	0	0	6
T. Jones	1	0	0	1	0	0	0	6
Vrabel	1	0	1	0	0	0	0	6
Patriots	43	9	28	6	36/36	27/30	0	381
Opponents	41	17	23	1	40/41	20/34	0	346

2-Pt. Conversions: Patriots 3-7, Opponents 0-0

PASSING	ATT	CMP	YARDS	CMP%	YDS/ATT	TD	TD%	INT	INT%	LG	SK/YDS	RATING
Brady	601	373	3764	62.1	6.26	28	4.7	14	2.3	49t	31/190	85.7
Davey	2	1	3	50.0	1.50	0	0.0	0	0.0	3	0/0	56.3
Faulk	1	0	0	0.0	0.00	0	0.0	0	0.0	0	0/0	39.6
Patten	1	0	0	0.0	0.00	0	0.0	0	0.0	0	0/0	39.6
Patriots	605	374	3767	61.8	6.23	28	4.6	14	2.3	49t	31/190	85.3
Opponents	531	314	3378	59.1	6.36	23	4.3	18	3.4	52t	34/199	78.2

RUSHING	NO	YDS	AVG	LG	TD
A. Smith	252	982	3.9	42t	6
Faulk	52	271	5.2	45t	2
Brady	42	110	2.6	15	1
Edwards	31	96	3.1	17	0
Pass	4	27	6.8	13	0
Brown	3	14	4.7	21	0
Patten	2	6	3.0	7	0
Hurd	1	4	4.0	4	0
Redmond	4	2	0.5	5	0
Branch	2	0	0.0	4	0
Davey	2	-4	-2.0	-2	0
Patriots	395	1508	3.8	45t	9
Opponents	467	2198	4.7	58t	17

RECEIVING	NO	YDS	AVG	LG	TD
Brown	97	890	9.2	38	3
Patten	61	824	13.5	39	5
Branch	43	489	11.4	49t	2
Faulk	37	379	10.2	36t	3
A. Smith	31	243	7.8	35	2
Fauria	27	253	9.4	33	7
Edwards	23	196	8.5	27	0
Cleeland	16	112	7.0	22	1
Graham	15	150	10.0	31	1
D. Hayes	12	133	11.1	40t	2
Givens	9	92	10.2	30	1
Redmond	2	5	2.5	3	0
Vrabel	1	1	1.0	1t	1
Patriots	374	3767	10.1	49t	28
Opponents	314	3378	10.8	52t	23

INTERCEPTIONS	NO	YDS	AVG	LG	TD
Buckley	4	50	12.5	39	0
Law	4	33	8.3	29	0
Bruschi	2	75	37.5	48t	2
O. Smith	2	21	10.5	22	0
V. Green	1	90	90.0	90t	1
Seymour	1	6	6.0	6	0
McGinest	1	2	2.0	2	0
Hamilton	1	0	0.0	0	0
T. Jones	1	0	0.0	0	0
Vrabel	1	0	0.0	0	0
Patriots	18	277	15.4	90t	3
Opponents	14	177	12.6	46	1

PUNTING	NO	YDS	AVG	NET TB	IN20	LG	BLK
Walter	70	2723	38.9	33.3	9	19	55
Patriots	71	2723	38.4	33.3	9	19	55
Opponents	68	2680	39.4	32.4	9	15	62

PUNT RETURNS	NO	FC	YDS	AVG	LG	TD
Brown	24	10	175	7.3	27	0
Faulk	8	4	65	8.1	16	0
Branch	2	0	58	29.0	40	0
Patriots	34	14	298	8.8	40	0
Opponents	24	18	181	7.5	34	0

Sacks: McGinest 5.5, Seymour 5.5, Bruschi 4.5, Vrabel 4.5, Pleasant 3.0, J. Green 2.5, Hamilton 2.0, Johnson 1.5, T. Jones 1.5, Holsey 1.0, Law 1.0, Phifer 0.5, Patriots 34.0, Opponents 31.0

KICK RETURNS	NO	YDS	AVG	LG	TD
Branch	36	863	24.0	63	0
Faulk	26	725	27.9	87t	2
Pass	7	123	17.6	28	0
Edwards	3	27	9.0	15	0
Bruschi	1	11	11.0	11	0
J. Green	1	10	10.0	10	0
Redmond	1	12	12.0	12	0
Patriots	75	1771	23.6	87t	2
Opponents	73	1493	20.5	57	0

FIELD GOALS	1-19	20-29	30-39	40-49	50+
Vinatieri	0/0	6/6	12/12	8/10	1/2
Patriots	0/0	6/6	12/12	8/10	1/2
Opponents	1/1	6/7	8/10	5/14	0/2

Vinatieri: (45G, 28G, 27G) (28G, 31G, 40G) (37G/35G)(41N)(32G)(26G)(46G)(57G, 31G, 42G, 25G)(36G, 31G, 52N)(34G)(31G, 29G)(39G, 46G, 43N)(49G)(41G, 36G, 43G, 35G)

Opponents: (39N)(1/39G)(50B)(45N, 40G, 33G) (42N)(48N, 19G, 39N)(50N, 25N, 45N)(39G, 40G, 32G) (39G, 49B, 28G) (43B, 38G, 41N) (23G, 45G, 39G, 46G) (26G) (45N, 28G) (39G, 23G, 43G) (47N, 28G)

Starters: Offense: WR Troy Brown (13), Deion Branch (2), Donald Hayes (1); LT Matt Light (16); LG Mike Compton (15), Joe Andruzzi (1); C Damien Woody (13), Grey Rugeamer (2), M. Compton (1); RG J. Andruzzi (12), D. Woody (2), Adrian Klemm (1), Stephen Neal (1); RT Kenyatta Jones (11), Greg Randall (3), A. Klemm (2); TE Christian Fauria (13), Daniel Graham (2), Cameron Cleeland (1); WR David Patten (14); QB Tom Brady (16); RB Antowain Smith (15); FB Marc Edwards (11); 2nd TE D. Graham (4); 3rd WR D. Branch (5).

Defense: DE Bobby Hamilton (9), Willie McGinest (7); DT/NT B. Hamilton (6), Steve Martin (5), Richard Seymour (3), Rick Lyle (2); DT/DE R. Seymour (13), Anthony Pleasant (2), W. McGinest (1); DE/OLB A. Pleasant (9), Jarvis Green (4), Mike Vrabel (3); OLB/ILB M. Vrabel (10), Tedy Bruschi (3), W. McGinest (1); MLB/ILB Ted Johnson (11), T. Bruschi (5); OLB/OLB Roman Phifer (14), T. Bruschi (1), W. McGinest (1); LCB Ty Law (16); RCB Otis Smith (13), Terrell Buckley (2), Leonard Myers (1); SS Lawyer Milloy (16); FS Tebucky Jones (12), Victor Green (4); 5th Defensive Back V. Green (2)

2002 Coaching Staff: Romeo Crennel, Defensive Coordinator/Defensive Line; Brian Daboll, Wide Receivers; Jeff Davidson, Assistant Offensive Line/Tight Ends; Ivan Fears, Running Backs; Pepper Johnson, Inside Linebackers; Eric Mangini, Defensive Backs; Markus Paul, Assistant Strength and Conditioning; Rob Ryan, Outside Linebackers; Dante Scarnecchia, Assistant Head Coach/Offensive Line; Brad Seely, Special Teams; Charlie Weis, Offensive Coordinator/Quarterbacks; Mike Woicik, Strength and Conditioning.

Pro Bowl (6): SpT Larry Izzo (2); CB Ty Law (3), S Lawyer Milloy (4), DT Richard Seymour (1), K Adam Vinatieri (1), C Damien Woody (1).



2003 FINAL STATISTICS (14-2)

Head Coach: Bill Belichick • AFC East Division Champions • Home Stadium: Gillette Stadium

DATE	W/L	SCORE	OPPONENT	ATTENDANCE
9/07	L	0-31	at Buffalo	73,262
9/14	W	31-10	at Philadelphia	67,624
9/21	W	23-16	N.Y. Jets	68,436
9/28	L	17-20	at Washington	83,632
10/05	W	38-30	Tennessee	68,436
10/12	W	17-6	N.Y. Giants	68,436
10/19	W	19-13	at Miami OT	73,650
10/26	W	9-3	Cleveland	68,436
11/03	W	30-26	at Denver	68,436
BYE WEEK				
11/16	W	12-0	Dallas	68,436
11/23	W	23-20	at Houston OT	70,719
11/30	W	38-34	at Indianapolis	57,102
12/07	W	12-0	Miami	68,436
12/14	W	27-13	Jacksonville	68,436
12/20	W	21-16	at N.Y. Jets	77,835
12/27	W	31-0	at Buffalo	68,436
AFC PLAYOFFS				
1/10	W	17-14	Tennessee	68,436
1/18	W	24-14	at Indianapolis	68,436
SUPER BOWL XXXVIII (at Houston, Texas)				
2/01	W	32-29	Carolina	71,525

Team Statistics

TOTAL FIRST DOWNS

	PATS	OPP
Rushing	91	91
Passing	177	177
Penalty	26	25
3rd Down: Made/Att	84/227	81/235
3rd Down Pct.	37.0	34.5
4th Down: Made/Att	6/14	6/16
4th Down Pct.	42.9	37.5

POSSESSION AVG.

PATS	30.50	29.10
------	-------	-------

TOTAL NET YARDS

Avg. Per Game	5039	4666
Total Plays	314.9	291.6
Avg. Per Play	1042	1060
	4.3	4.4

NET YARDS RUSHING

Avg. Per Game	1607	1434
Total Rushes	100.4	89.6
Total Yards	473	401

NET YARDS PASSING

Avg. Per Game	3432	3232
Total Plays	214.5	202.0
Sacked/Yards Lost	32/219	41/253
Cross Yards	3651	3485
Att./Completions	537/320	618/328
Completion Pct.	59.6	53.1
Had Intercepted	13	29

PUNTS/AVERAGE

PATS	88/37.1	90/40.6
------	---------	---------

NET PUNTING AVG.

PATS	88/33.5	90/34.4
------	---------	---------

PENALTIES/YARDS

PATS	111/998	107/845
------	---------	---------

FUMBLE/BALL LOST TOUCHDOWNS

PATS	25/11	31/12
------	-------	-------

SCORING BY PERIODS

	1	2	3	4	OT	TOTAL
Patriots	80	83	79	97	9	348
Opponents	42	73	51	72	0	238

SCORING

	TD	R	PA	RT	PAT	FG	S	TP
Vinaterri	0	0	0	0	37/38	25/34	0	112
Givens	6	0	0	0	0	0	0	36
Cloud	5	5	0	0	0	0	0	30
T. Brown	4	0	4	0	0	0	0	24
Graham	4	0	4	0	0	0	0	24
Branch	3	0	3	0	0	0	0	18
B. Johnson	3	0	2	1	0	0	0	18
Smith	3	0	0	0	0	0	0	18
Bruschi	2	0	2	0	0	0	0	12
Fauria	2	0	2	0	0	0	0	12
Brady	1	1	0	0	0	0	0	6
Centers	1	0	1	0	0	0	0	6
Chatham	1	0	1	0	0	0	0	6
Law	1	0	0	1	0	0	0	6
McGinest	1	0	0	1	0	0	0	6
Samuel	1	0	0	1	0	0	0	6
Ward	1	0	1	0	0	0	0	6
Patriots	39	9	23	7	37/38	25/34	1	348
Opponents	23	10	11	2	21/21	25/35	1	238

PASSING

	ATT	CMP	YARDS	CMP%	YDS/ATT	TD	INT	INT%	LG	SK/YDS	RATING	
Brady	527	317	3620	60.2	6.87	23	4.4	12	2.3	82t	32/219	85.9
Davey	7	3	31	42.9	4.43	0	0.0	0.0	16	0/0	56.3	
Faulk	1	0	0	0.0	0.0	0	0.0	0.0	0	0/0	39.6	
Givens	1	0	0	0.0	0.0	0	0.0	1	100.0	0/0	0.0	
Huard	1	0	0	0.0	0.0	0	0.0	0.0	0	0/0	39.6	
Patriots	537	320	3651	59.6	6.80	23	4.3	13	2.4	82t	32/219	84.3
Opponents	618	328	3485	53.1	5.64	11	1.8	29	4.7	67	41/253	56.2

RUSHING	NO	YDS	AVG	LG	TD
Smith	182	642	3.5	30	3
Faulk	178	638	3.6	23	0
Cloud	27	118	4.4	42	5
Centers	21	82	3.9	13	0
Brady	42	63	1.5	11	1
T. Brown	6	27	4.5	11	0
Pass	6	27	4.5	11	0
Branch	1	11	11.0	11	0
Klecko	2	5	2.5	5	0
Patten	1	4	4.0	4	0
McCrary	3	3	1.0	4	0
Walter	2	0	0.0	0	0
Huard	1	-1	-1.0	-1	0
B. Johnson	1	-12	-12.0	-12	0
Patriots	473	1607	3.4	42	9
Opponents	401	1434	3.6	23	10

RECEIVING	NO	YDS	AVG	LG	TD
Branch	57	803	14.1	66t	3
Faulk	48	440	9.2	27	0
T. Brown	40	472	11.8	82t	4
Graham	38	409	10.8	38	4
Givens	34	510	15.0	57	6
Fauria	28	285	10.2	28	2
Centers	19	106	5.6	14	1
B. Johnson	16	209	13.1	45	2
Smith	14	92	6.6	16	0
Patten	9	140	15.6	42	0
Ward	7	106	15.1	31t	1
Pass	4	21	5.3	11	0
Stokes	2	38	19.0	31	0
McCrory	2	12	6.0	9	0
Cloud	1	8	8.0	9	0
Drudzzy	1	0	0.0	0	0
Patriots	320	3651	11.4	82t	23
Opponents	328	3485	10.6	67	11

INTERCEPTIONS	NO	YDS	AVG	LG	TD
Law	6	112	18.7	65t	1
Poole	6	81	13.5	44	0
Wilson	4	18	4.5	10	0
Bruschi	3	26	8.7	18t	2
Harrison	3	0	0.0	2	0
Samuel	2	55	27.5	55t	1
Vrabel	2	18	9.0	14	0
Morris	1	33	33.0	33	0
McGinest	1	15	15.0	15t	1
Izzo	1	0	0.0	0	0
Patriots	29	358	12.3	65t	5
Opponents	13	122	9.4	37t	1

PUNTING	NO	YDS	AVG	NET TB	INT20	LG	BLK
Walter	76	2865	37.7	33.6	3	25	52
Barard	10	365	36.5	32.5	1	4	49
Brady	1	36	36.0	36.0	0	1	36
Patriots	88	3286	37.1	33.5	4	30	52
Opponents	90	3658	40.6	34.4	5	21	71

Sacks: Vrabel 9.5, Seymour 8.0, McGinest 5.5, Harrison 3.0, Musgrave 2.0, Colvin 2.0, Green 2.0, Washington 2.0, Chatham 1.5, Klecko 1.5, Banta-Cain 1.0, Cherry 1.0, Pleasant 1.0, Warren 1.0, Patriots 41.0, Opponents 32.0

PUNT RETURNS	NO	FC	YDS	AVG	LG	TD
T. Brown	29	13	293	10.1	23	0
Poole	11	3	75	6.8	18	0
Faulk	5	6	66	13.2	19	0
Branch	4	1	26	6.5	11	0
B. Johnson	1	0	2	2.0	2	0
Ward	0	2	0	---	---	0
Patriots	50	25	462	9.2	23	0
Opponents	38	11	240	6.3	57t	1

KICK RETURNS	NO	YDS	AVG	LG	TD
B. Johnson	30	847	28.2	92t	1
Pass	11	254	23.1	36	0
Faulk	10	207	20.7	30	0
Cloud	2	38	19.0	19	0
Givens	2	31	15.5	20	0
Klecko	2	20	10.0	10	0
Vrabel	2	22	11.0	14	0
Bruschi	1	9	9.0	9	0
Patriots	60	1428	23.8	92t	1
Opponents	77	1623	21.1	75	0

FIELD GOALS	1-19	20-29	30-39	40-49	50+
Vinaterri	0/0	16/17	4/8	5/8	0/1
Patriots	0/0	16/17	4/8	5/8	0/1
Opponents	1/1	8/8	8/11	7/14	1/1

Vinaterri(s) (27G) (24G, 22G, 47G) (23G 46N) (34N, 39N, 48G) (42N, 23G) (25G, 30G) (27G, 48N, 28G, 38G) (40G, 46G, 28G) (23G, 26G) (21G, 38N, 32G, 37B, 28G) (43G) (29G, 54N) (22G, 31G) (24N, 24G)

Opponents(44G) (57G) (41G, 39G, 30G, 42N) (38G, 29G, 48B) (48G, 43G, 46N, 33G, 37G, 41G) (22G, 47N, 49N, 34G) (23G, 34G, 35G, 35N) (29G) (44N, 43G) (1) (19G, 31G) (40G, 29G) (24G, 23G, 34N) (29G) (40N)

STARTERS

Offense: WR Troy Brown (10), David Givens (3), Bethel Johnson (3); LT Matt Light (16); LG Damien Woody (12), Mike Compton (2), Joe Andruzzy (1), Russ Hochstein (1); C Dan Koppin (15), Damien Woody (1); RG Joe Andruzzy (2), Damien Woody (1); RT Tom Ashworth (13), Adrian Klemm (3); TE Christian Fauria (13), Daniel Graham (3); WR Deion Branch (9), David Patten (5); QB Tom Brady (16); RB Kevin Faulk (8), Antowan Smith (6), Michael Cloud (1); FB Larry Centers (3), Fred McCrary (3); 3rd WR Deion Branch (2), David Givens (2), Bethel Johnson (1); 4th WR Bethel Johnson (1); 2nd TE Daniel Graham (5).

Defense: LE Bobby Hamilton (16); DT/NT Ted Washington (10), Ty Warren (4), Rick Lyle (1), Dan Klecko (1); DT/RE Richard Seymour (14), Jarvis Green (5), Roosevelt Colvin (2); OLB/ILB Roman Phifer (12), Willie McGinest (2), Ted Johnson (2); MLB/ILB Tedy Bruschi (16); OLB/ILB Mike Brady (9), Matt Chatham (4), Roman Phifer (3); LCB Ty Law (14), Tyrone Poole (1), Asante Samuel (1); RCB Tyrone Poole (15), Ty Law (1); ANS Rodney Harrison (16); FS Eugene Wilson (15), Antwan Harris (1).

2003 Coaching Staff: Romeo Crennel, Defensive Coordinator/Defensive Line; Brian Daboll, Wide Receivers; Jeff Davidson, Assistant Offensive Line/Tight Ends; Ivan Fears, Running Backs; John Hufnagel, Quarterbacks; Pepper Johnson, Inside Linebackers; Eric Mangini, Defensive Backs; Markus Paul, Assistant Strength and Conditioning; Rob Ryan, Outside Linebackers; Dante Scarnecchia, Assistant Head Coach/Defensive Line; Brad Seely, Special Teams; Charlie Weis, Offensive Coordinator; Mike Woicik, Strength and Conditioning.

Pro Bowl (3): CB Ty Law (4), LB Willie McGinest (2), DL Richard Seymour (2).

2004 FINAL STATISTICS (14-2)

Head Coach: Bill Belichick • AFC East Division Champions • Home Stadium: Gillette Stadium

DATE	W/L	SCORE	OPPONENT	ATTENDANCE
09/09	W	27-24	Indianapolis	68,756
09/19	W	23-12	at Arizona	51,557
BYE WEEK				
10/03	W	31-17	at Buffalo	72,698
10/10	W	24-10	Miami	68,756
10/17	W	30-20	Seattle	68,756
10/24	W	13-7	N.Y. Jets	68,756
10/31	L	20-34	at Pittsburgh	64,737
11/07	W	40-22	at St. Louis	66,107
11/14	W	29-6	Buffalo	68,756
11/22	W	27-19	at Kansas City	78,431
11/28	W	24-3	Baltimore	68,756
12/05	W	42-15	at Cleveland	73,028
12/12	W	35-28	Cincinnati	68,756
12/20	L	28-29	at Miami	73,629
12/26	W	23-7	at N.Y. Jets	77,975
1/02	W	21-7	San Francisco	68,756
AFC PLAYOFFS				
1/16	W	20-3	Indianapolis	68,756
1/23	W	41-27	at Pittsburgh	65,242
SUPER BOWL XXXIX (at Jacksonville, Fla.)				
2/06	W	24-21	Philadelphia	78,125

Team Statistics

	PATS	OPP
TOTAL FIRST DOWNS	344	299
Rushing	120	83
Passing	193	177
Penalty	31	30
3rd Down: Made/Att	93/206	81/209
3rd Down Pct.	45.1	38.8
4th Down: Made/Att	4/10	13/30
4th Down Pct.	40.0	43.3
POSSESSION AVG.	31:22	28:38
TOTAL NET YARDS	5722	4972
Avg. Per Game	357.6	310.8
Total Plays	1035	988
Avg. Per Play	5.5	5.0
NET YARDS RUSHING	2134	1572
Avg. Per Game	133.4	98.3
Total Rushes	524	405
NET YARDS PASSING	3588	3400
Avg. Per Game	224.3	212.5
Sacked/Yards Lost	26/162	45/311
Good Yards	3750	3711
Att./Completions	485/293	538/315
Completion Pct.	60.4	58.6
Had Intercepted	14	20
PUNTS/AVERAGE	56/42.9	69/41.5
NET PUNTING AVG.	56/33.7	69/36.8
PENALTIES/YARDS	101/822	118/1014
FUMBLES/BALL LOST	24/13	31/16
TOUCHDOWNS	49	31
Rushing	15	9
Passing	29	18
Returns	5	4

Score by Periods	1	2	3	4	OT	TOTAL
Patriots	87	159	102	89	0	437
Opponents	55	94	45	66	0	260

SCORING	TD	Ru	Pa	Rt	PAT	FG	S	TP
Vinatieri	0	0	0	0	48/48	31/33	0	141
Dillon	13	12	1	0	0	0	0	80
Graham	7	0	7	0	0	0	0	42
Patten	7	0	7	0	0	0	0	42
Branch	4	0	4	0	0	0	0	24
Faulk	3	2	1	0	0	0	0	18
Givens	3	0	3	0	0	0	0	18
Fauria	2	0	2	0	0	0	0	12
B. Johnson	2	0	1	0	0	0	0	12
Vrabel	2	0	2	0	0	0	0	12
Abdullah	1	1	0	0	0	0	0	6
Brown	1	0	1	0	0	0	0	6
Gay	1	0	0	1	0	0	0	6
Green	1	0	0	1	0	0	0	6
Samuel	1	0	0	1	0	0	0	6
Seymour	1	0	0	1	0	0	0	6
Patriots	49	15	29	5	48/48	31/33	0	437
Opponents	31	9	18	4	23/23	15/18	0	260

2-Pt. Conversions: Patriots 1-1 (Dillon), Opp. 3-8

PASSING	ATT	CMP	YARDS	CMP%	YDS/ATT	TD	TD%	INT	INT%	LG	SK/YDS	RATING
Brady	474	288	3692	60.8	7.79	28	5.9	14	3.0	50	26/162	92.6
Davey	10	4	54	40.0	5.40	0	0.0	0	0.0	20	0/0	57.9
Vinatieri	1	1	4	100.0	4.00	1	100.0	0	0.0	41	0/0	122.9
Patriots	485	293	3750	60.4	7.73	29	6.0	14	2.9	50	26/162	92.5
Opponents	538	315	3711	58.6	6.90	18	3.3	20	3.7	65t	45/311	75.3

RUSHING	NO	YDS	AVG	LG	TD	PUNT RETURNS	NO	FC	YDS	AVG	LG	TD
Dillon	345	1635	4.7	44	12	Faulk	20	11	133	6.7	16	0
Faulk	54	255	4.7	20	2	Brown	12	3	83	6.9	23	0
Pass	39	141	3.6	19	0	B. Johnson	4	1	8	2.0	6	0
Cobbis	22	50	2.3	13	0	Poole	2	0	6	3.0	6	0
Brady	43	28	0.7	10	0	Branch	1	0	0	0.0	0	0
Abdullah	13	13	1.0	5	1	Gay	1	0	0	0.0	0	0
B. Johnson	2	8	4.0	11	0	Patriots	40	15	230	5.8	23	0
Patten	1	5	5.0	5	0	Opponents	31	7	365	11.8	71	1
Izzo	1	0	0.0	0	0							
Davey	4	-1	-0.2	3	0							
Patriots	524	2134	4.1	44	15							
Opponents	405	1572	3.9	34	9							

RECEIVING	NO	YDS	AVG	LG	TD	KICK RETURNS	NO	YDS	AVG	LG	TD
Givens	56	874	15.6	50	3	B. Johnson	41	1016	24.8	93t	1
Patten	44	800	18.2	48t	7	Pass	6	115	19.2	24	0
Branch	35	454	13.0	26t	4	Faulk	4	73	18.3	24	0
Graham	30	364	12.1	48	7	Kasper	3	61	20.3	21	0
Pass	28	215	7.7	22	0	Banta-Cain	1	21	21.0	21	0
Faulk	26	248	9.5	31t	1	Patten	1	16	16.0	16	0
Brown	17	184	10.8	22	1	Patriots	56	1302	23.3	93t	1
Fauria	16	195	12.2	25	2	Opponents	86	2003	23.3	98t	1
Dillon	15	103	6.9	20	1						
B. Johnson	10	174	17.4	48	1						
Weaver	8	93	11.6	25	0						
Klecko	3	18	6.0	11	0	FIELD GOALS	1-19	20-29	30-39	40-49	50+
Watson	2	16	8.0	14	0	Vinatieri	0/0	13/13	7/7	11/12	0/1
Vrabel	2	3	1.5	2t	2	Patriots	0/0	13/13	7/7	11/12	0/1
Abdullah	1	9	9.0	9	0	Opponents	1/1	5/5	5/6	2/3	2/3
Patriots	293	3750	12.8	50	29						
Opponents	315	3711	11.8	65t	18						

INTERCEPTIONS	NO	YDS	AVG	LG	TD	STARTERS
Wilson	4	51	12.8	24	0	Offense: WR Deion Branch (9), David Patten (6), Bethel Johnson (1); LT Matt Light (16); LG Joe Andruzzi (14), Russ Hochstein (2); C Dan Koppin (16); RG Stephen Neal (14), Joe Andruzzi (2); RT Brandon Gorin (10) Tom Ashworth (6); TE Daniel Graham (14), Christian Fauria (2); WR David Givens (11), David Patten (3); QB Tom Brady (16); RB Corey Dillon (14), Kevin Faulk (1); FB Patrick Pass (4), Dan Klecko (2); 3rd WR David Patten (2), David Givens (1); 2nd TE Christian Fauria (9), Benjamin Watson (1); 3rd TE Jed Weaver (1).
Bruschi	3	70	23.3	36	0	Defense: LE Ty Warren (16); NT Keith Taylor (10), Vince Wilfork (6); RE Richard Seymour (15), Jarvis Green (1); OLB Willie McGinest (16); ILB Ted Johnson (15), Roman Phifer (1); ILB Tedy Bruschi (16); OLB Mike Vrabel (15), Roosevelt Colvin (1); LCB Ty Law (7), Asante Samuel (3), Eugene Wilson (3), Earthwind Morland (2), Randall Gay (1); RCB Randall Gay (7), Asante Samuel (5), Tyrone Poole (4); SS Rodney Harrison (16); FS Eugene Wilson (11), Don Davis (2), Dexter Reid (2), Randall Gay (1).
Brown	3	22	7.3	17	0	
Gay	2	23	11.5	13	0	
Harrison	2	12	6.0	12	0	
Samuel	1	34	34.0	34t	1	
McGinest	1	27	27.0	27	0	
Phifer	1	26	26.0	26	0	
Poole	1	21	21.0	21	0	
Banta-Cain	1	4	4.0	4	0	
Law	1	0	0.0	0	0	
Patriots	20	290	14.5	36	1	
Opponents	14	242	17.3	65	1	

PUNTING	NO	YDS	AVG	NET TB	IN20	LG	BLK
Jo. Miller	56	2350	42.0	33.7	5	19	69
Patriots	56	2350	42.0	33.7	5	19	69
Opponents	69	2886	41.5	36.8	5	21	63

Sacks: McGinest 9.5, Vrabel 5.5, Colvin 5.0, Seymour 5.0, Green 4.0, Bruschi 3.5, Warren 3.5, Harrison 3.0, Wilfork 2.0, Banta-Cain 1.5, Phifer 1.5, T. Johnson 1.0
Patriots 45.0, Opponents 26.0

2004 Coaching Staff: Romeo Crennel, Defensive Coordinator; Brian Daboll, Wide Receivers; Jeff Davisson, Assistant Offensive Line/Tight Ends; Ivan Fears, Running Backs; Pepper Johnson, Defensive Line; Eric Mangini, Defensive Backs; Josh McDaniels, Quarterbacks; Matt Patricia, Coaching Assistant; Markus Paul, Assistant Strength and Conditioning; Dean Pees, Linebackers; Dante Scamarcia, Assistant Head Coach/Offensive Line; Brad Seely, Special Teams; Cory Undlin, Coaching Assistant; Charlie Weis, Offensive Coordinator; Mike Woick, Strength and Conditioning.

Pro Bowl (5): QB Tom Brady (2), LB Tedy Bruschi (1), SpT Larry Izzo (3), DL Richard Seymour (3), K Adam Vinatieri (2).



2005 FINAL STATISTICS (10-6)

Head Coach: Bill Belichick • AFC East Division Champions • Home Stadium: Gillette Stadium

DATE	W/L	SCORE	OPPONENT	ATTENDANCE
09/08	W	30-20	Oakland	68,756
09/18	L	17-27	at Carolina	73,528
09/25	W	23-20	at Pittsburgh	64,868
10/02	L	17-41	San Diego	68,756
10/09	W	31-28	at Atlanta	71,079
10/16	L	20-28	at Denver	76,571
BYE WEEK				
10/30	W	21-16	Buffalo	68,756
11/07	L	21-40	Indianapolis	68,756
11/13	W	23-16	at Miami	73,405
11/20	W	24-17	New Orleans	68,756
11/27	L	16-26	at Kansas City	78,025
12/04	W	16-3	N.Y. Jets	68,756
12/11	W	35-7	at Buffalo	71,810
12/17	W	28-0	Tampa Bay	68,756
12/26	W	31-21	at N.Y. Jets	77,569
1/01	L	26-28	Miami	68,756
AFC PLAYOFFS				
1/07	W	28-3	Jacksonville	68,756
1/14	L	13-27	at Denver	76,238

Team Statistics

	PATS	OPP
TOTAL FIRST DOWNS	334	306
Rushing	101	94
Passing	204	179
Penalty	29	33
3rd Down: Made/Att	93/221	92/219
3rd Down Pct.	42.1	42.0
4th Down: Made/Att	13/17	3/9
4th Down Pct.	76.5	33.3
POSSESSION AVG.	30:19	29:41
TOTAL NET YARDS	5632	5283
Avg. Per Game	352.0	330.2
Total Plays	1031	997
Avg. Per Play	5.5	5.3
NET YARDS RUSHING	1512	1580
Avg. Per Game	94.5	98.8
Total Rushes	439	437
NET YARDS PASSING	4120	3703
Avg. Per Game	257.5	231.4
Sacked/Yards Lost	28/202	33/223
Gross Yards	4322	3926
Att./Completions	564/352	527/296
Completion Pct.	62.4	56.2
Had Intercepted	15	10
PUNTS/AVERAGE	77/44.6	81/43.7
NET PUNTING AVG.	77/38.3	81/37.8
PENALTIES/YARDS	110/921	132/1068
FUMBLES/BALL LOST	19/9	13/8
TOUCHDOWNS	46	38
Rushing	16	11
Passing	28	25
Returns	2	2

Score by Periods	1	2	3	4	OT	TOTAL
Patriots	90	74	97	118	0	379
Opponents	55	117	56	110	0	338

SCORING	TD	R	Pa	Rt	PAT	FG	S	TP
Vinateri	0	0	0	0	40/41	20/25	0	100
Dillon	13	12	1	0	0	0	0	78
Branch	5	0	5	0	0	0	0	30
Watson	4	0	4	0	0	0	0	24
Vrabel	4	0	3	1	0	0	0	24
Pass	3	3	0	0	0	0	0	18
Dwight	3	0	3	0	0	0	0	18
Graham	3	0	3	0	0	0	0	18
Givens	2	0	2	0	0	0	0	12
Fauria	2	0	2	0	0	0	0	12
T. Brown	2	0	2	0	0	0	0	12
Brady	1	1	0	0	0	0	0	6
Ashworth	1	0	1	0	0	0	0	6
Sanders	1	0	0	1	0	0	0	6
Johnson	1	0	1	0	0	0	0	6
A. Davis	1	0	1	0	0	0	0	6
Evans	0	0	0	0	0	1	2	2
Flutie	0	0	0	0	1/1	0/0	0	1
Patriots	46	16	28	2	41/42	20/25	1	379
Opponents	38	11	25	2	34/34	24/30	1	338

2-Pt. Conversions: Patriots 1-4 (Evans), Opponents 1-4

PASSING	ATT	CMP	YARDS	CMP%	YDS/ATT	TD	TD%	INT	INT%	LG	SK/YDS	RATING
Brady	530	334	4110	63.0	7.75	26	4.9	14	2.6	71	26/188	92.3
Cassel	24	13	183	54.2	7.63	2	8.3	1	4.2	36	1/1	89.4
Flutie	10	5	29	50.0	2.90	0	0.0	0	0.0	13	1/13	56.3
Patriots	564	352	4322	62.4	7.66	28	5.0	15	2.7	71	28/202	91.5
Opponents	527	296	3926	56.2	7.45	25	4.7	10	1.9	85t	33/223	87.8

RUSHING	NO	YDS	AVG	LG	TD	PUNT RETURNS	NO	FC	YDS	AVG	LG	TD
Dillon	209	733	3.5	29	12	Dwight	32	13	273	8.5	29	0
Pass	54	245	4.5	31	3	T. Brown	7	5	30	4.3	7	0
Evans	51	192	3.8	21	0	Johnson	1	0	11	11.0	11	0
Faulk	51	145	2.8	13	0	Patriots	40	18	314	7.9	29	0
Brady	27	89	3.3	15	1	Opponents	42	14	405	9.6	76	0
Cloud	23	59	2.6	15	0							
Zerouze	7	14	2.0	12	0							
Givens	2	13	6.5	9	0	KICK RETURNS	NO	YDS	AVG	LG	TD	
Cassel	6	12	2.0	9	0	Johnson	31	694	22.4	54	0	
Dwight	4	11	2.8	12	0	Hobbs	15	361	24.1	37	0	
Flutie	5	-1	-0.2	2	0	Dwight	10	250	25.0	38	0	
Patriots	439	1512	3.4	31	16	Faulk	4	81	20.3	26	0	
Opponents	437	1580	3.6	68	11	A. Davis	3	108	36.0	65	0	

RECEIVING	NO	YDS	AVG	LG	TD	Banta-Cain	1	14	14.0	14	0
Branch	78	998	12.8	51	5	Watson	1	1	1.0	1	0
Givens	59	738	12.5	40	2	Stone	1	0	0.0	0	0
T. Brown	39	466	11.9	71	2	Izzo	1	0	0.0	0	0
Watson	29	441	15.2	35	4	Patriots	70	1555	22.2	65	0
Faulk	29	260	9.0	23	0	Opponents	68	1487	21.9	46	0
Cassel	22	227	10.3	39	0						
Dillon	22	181	8.2	25	1	FIELD GOALS	1-19	20-29	30-39	40-49	50+
Dwight	19	332	17.5	59	3	Vinateri	0/0	7/7	9/10	4/6	0/2
Graham	16	235	14.7	45t	3	Patriots	0/0	7/7	9/10	4/6	0/2
Evans	10	88	8.8	19	0	Opponents	0/0	6/6	9/12	6/7	3/4
A. Davis	9	190	21.1	60t	1						
Fauria	8	57	7.1	18	2	Vinateri (26G)(45G)(53N,48G,35G,43G)(37N,24G)					
Johnson	4	67	16.8	55t	1	(29G)(39G,53N,38G)(44N)(35G,32G,33G)(37G)					
Childress	3	32	10.7	21	0	(29G)(45N,21G,34G,22G)(0)(26G)(49G,33G)					
Vrabel	3	4	1.3	2t	3	Opponents (43N)(51G)(51G)(33G,52N,24G)					
Zerouze	1	5	5.0	5	0	(42G,21G)(33G,58G)(46N,23G,35G,41G)					
Ashworth	1	1	1.0	1t	1	(35G,20G)(31N,36G)(30N,46G)(25G,20G,33G,47G)					
Patriots	352	4322	12.3	71	28	(38G)(32N)(0)(36G,36G,41G,42G)					
Opponents	296	3926	13.3	85t	25						

INTERCEPTIONS	NO	YDS	AVG	LG	TD	STARTERS
Samuel	3	15	5.0	15	0	Offense: WR Deion Branch (15); LT Nick Kazur (11), Matt Light (3), Tom Ashworth (2), LG Logan Mankins (16); C Dan Koppin (9), Russ Hochstein (7); RG Stephen Neal (16); RT Brandon Gorin (8) Tom Ashworth (8); TE Daniel Graham (9), Christian Fauria (5), Benjamin Watson (2); WR David Givens (10), Andre' Davis (3), Troy Brown (1); QB Tom Brady (16); RB Corey Dillon (10), Patrick Pass (3), Kevin Faulk (2), Heath Evans (1), FB Patrick Pass (1); 3rd WR Bethel Johnson (1), Tim Dwight (1), Troy Brown (2), Andre' Davis (1); 2nd TE Benjamin Watson (7), Christian Fauria (4); 3rd TE Christian Fauria (1), Tom Ashworth (1).
Hobbs	3	8	2.7	8	0	Defense: LE Ty Warren (16); NT/DT Vince Wilfork (16); RE/DT Richard Seymour (12), Jarvis Green (4); OLB/DE Willie McGinest (11), Mike Vrabel (4), Jarvis Green (1); ILB/OLB Mike Vrabel (12), Monty Beisel (4); ILB/MLB Tedy Bruschi (9), Chad Brown (5), Monty Beisel (2); OLB Rosevelt Colvin (11), Willie McGinest (5); LCB Asante Samuel (15), Hank Poteat (1); RCB Ellis Hobbs (8), Duane Starks (6), Tyrone Poole (1), Randall Gay (1); SS Artrell Hawkins (4), Rodney Harrison (3), Michael Stone (3), Guss Scott (2), James Sanders (2), Arturo Freeman (1), Randall Gay (1); FS Eugene Wilson (16).
Vrabel	2	23	11.5	24t	1	
Sanders	1	39	39.0	39t	1	
Wilson	1	0	0.0	0	0	
Patriots	10	85	8.5	39t	2	
Opponents	15	188	12.5	74t	2	

PUNTING	NO	YDS	AVG	NET TB	IN20	LG	BLK
J. Miller	76	3431	45.1	38.3	4	22	59
Patriots	76	3431	44.6	38.3	4	22	59
Opponents	81	3537	43.7	37.8	8	27	68

SACKS	COLVIN	7.0	MCGINEST	6.0	VRABEL	4.5	
Seymour	4.0 <td>Green</td> <td>2.5 <td>Bruschi</td> <td>2.0 <td>Warren</td> <td>1.5 </td></td></td>	Green	2.5 <td>Bruschi</td> <td>2.0 <td>Warren</td> <td>1.5 </td></td>	Bruschi	2.0 <td>Warren</td> <td>1.5 </td>	Warren	1.5
Poteat	1.0 <td>Chatham</td> <td>1.0 <td>Beisel</td> <td>1.0 <td>Hawkins</td> <td>1.0</td> </td></td>	Chatham	1.0 <td>Beisel</td> <td>1.0 <td>Hawkins</td> <td>1.0</td> </td>	Beisel	1.0 <td>Hawkins</td> <td>1.0</td>	Hawkins	1.0
Klecko	0.5 <td>Wilfork</td> <td>0.5 <td>Banta-Cain</td> <td>0.5 <td></td> </td></td>	Wilfork	0.5 <td>Banta-Cain</td> <td>0.5 <td></td> </td>	Banta-Cain	0.5 <td></td>		
Patriots	33.0	Opponents	28.0				

2005 Coaching Staff: Joel Collier, Assistant Secondary; Brian Daboll, Wide Receivers; Ivan Fears, Running Backs; Pepper Johnson, Defensive Line; Eric Mangini, Defensive Coordinator; Pete Mangurian, Tight Ends; Josh McDaniels, Quarterbacks; Harold Nash, Assistant Strength and Conditioning; Matt Patricia, Assistant Offensive Line; Dean Pees, Linebackers; Dante Scameccia, Assistant Head Coach/Offensive Line; Brad Seely, Special Teams; Mike Woicik, Strength and Conditioning.

Pro Bowl (2): QB Tom Brady (3), DL Richard Seymour (4).

Results



2006 FINAL STATISTICS (12-4)

Head Coach: Bill Belichick • AFC East Division Champions • Home Stadium: Gillette Stadium

DATE	W/L	SCORE	OPPONENT	ATTENDANCE
9/10	W	19-17	Buffalo	68,756
9/17	W	24-17	N.Y. Jets	77,959
9/24	L	7-17	Denver	68,756
10/01	W	38-13	Cincinnati	66,035
10/08	W	20-10	Miami	68,756
BYE WEEK				
10/22	W	28-6	at Buffalo	72,180
10/30	W	31-7	at Minnesota	63,819
11/05	L	20-27	Indianapolis	68,756
11/12	L	14-17	N.Y. Jets	68,756
11/19	W	35-0	at Green Bay	70,753
11/26	W	17-13	Chicago	68,756
12/03	W	28-21	Detroit	68,756
12/10	L	0-21	at Miami	74,033
12/17	W	40-7	Houston	68,756
12/24	W	24-21	at Jacksonville	67,164
12/31	W	40-23	at Tennessee	69,143
AFC PLAYOFFS				
1/07	W	37-16	N.Y. Jets	68,756
1/14	W	24-21	at San Diego	68,810
1/21	L	34-38	at Indianapolis	57,433

Team Statistics

	PATS	OPP						
TOTAL FIRST DOWNS	330	264						
Rushing	121	67						
Passing	181	164						
Penalty	28	33						
3rd Down: Made/Att	96/226	75/209						
3rd Down Pct.	42.5	35.9						
4th Down: Made/Att	16/20	3/11						
4th Down Pct.	80.0	27.3						
POSSESSION AVG.	31:35	28:25						
TOTAL NET YARDS	5369	4710						
Avg. Per Game	335.6	294.4						
Total Plays	1055	950						
Avg. Per Play	5.1	5.0						
NET YARDS RUSHING	1969	1507						
Avg. Per Game	123.1	94.2						
Total Rushes	499	388						
NET YARDS PASSING	3400	3203						
Avg. Per Game	212.5	200.2						
Sacked/Yards Lost	29/190	44/281						
Gross Yards	3590	3484						
Attempts/Completions	527/326	518/294						
Completion Pct.	61.9	56.8						
Had Intercepted	12	22						
PUNTS/AVERAGE	69/41.3	79/41.6						
NET PUNTING AVG.	69/34.6	79/34.4						
PENALTIES/YARDS	98/940	102/918						
FUMBLES/BALL LOST	27/15	24/13						
TOUGH DOWNS	46	24						
Rushing	20	11						
Passing	25	10						
Returns	1	3						
Score by Periods	1 2 3 4 OT	Total						
Patriots	74	128	73	110	0	385		
Opponents	32	74	80	51	0	237		
SCORING	TD	Ru	Pa	Rt	PAT	FG	S	TP
Dillon	13	0	0	0	43/44	20/26	0	103
Maroney	7	6	1	0	0	0	0	42
Caldwell	4	0	4	0	0	0	0	26
Brown	4	0	4	0	0	0	0	26
Faulk	3	1	2	0	0	0	0	18
Jackson	3	0	3	0	0	0	0	18
Watson	3	0	3	0	0	0	0	18
Gabriel	3	0	3	0	0	0	0	18
Graham	2	0	2	0	0	0	0	12
Gaffney	1	0	1	0	0	0	0	6
Thomas	1	0	1	0	0	0	0	6
Hobbs	1	0	1	0	0	0	0	6
Evans	1	0	1	0	0	0	0	6
Warren	0	0	0	0	0	0	1	2
Patriots	46	20	25	1	43/44	20/26	1	385
Opponents	24	11	10	3	23/23	22/30	1	237

2-Pl. Conversions: Patriots 2-2 (Brown, Caldwell), Opponents 1-4

RUSHING	NO	YDS	AVG	LG	TD	PUNT RETURNS	NO	FC	YDS	AVG	LG	TD
Dillon	199	812	4.1	50	13	Faulk	31	5	330	10.6	43	0
Maroney	175	745	4.3	41	6	Jackson	3	0	76	25.3	39	0
Faulk	25	123	4.9	11	1	Brown	2	9	16	8.0	12	0
Evans	27	117	4.3	35	0	Patriots	36	14	422	11.7	43	0
Brady	49	102	2.1	22	0	Opponents	29	15	322	11.1	81	2
Jackson	4	22	5.5	14	0							
Pass	6	21	3.5	6	0	KICK RETURNS	NO	YDS	AVG	LG	TD	
Brown	2	18	9.0	16	0	Maroney	28	783	28.0	77	0	
Kight	1	8	8.0	8	0	Faulk	17	364	21.4	31	0	
Caldwell	1	5	5.0	5	0	Hobbs	10	360	36.0	93	1	
Cassel	2	4	2.0	5	0	Banta-Cain	2	25	12.5	16	0	
Testaverde	8	-8	-1.0	-1	0	Jackson	1	21	21.0	21	0	
Patriots	499	1969	3.9	50	20	Patriots	58	1553	26.8	93	1	
Opponents	388	1507	3.9	74	11	Opponents	68	1547	22.8	70	0	

RECEIVING	NO	YDS	AVG	LG	TD	FIELD GOALS	1-19	20-29	30-39	40-49	50+	
Caldwell	61	760	12.5	62	4	Gostkowski	0/0	10/11	7/10	2/4	1/1	
Watson	49	643	13.1	40	3	Patriots	0/0	10/11	7/10	2/4	1/1	
Brown	43	384	8.9	23	4	Opponents	0/0	7/8	6/7	8/12	1/3	
Faulk	43	356	8.3	43	2							
Gabriel	25	344	13.8	45	3	Gostkowski (32G)(20G,29B)(37B)(48N,24G)						
Maroney	22	194	8.8	31	1	(35G,31G)(1)(23G)(49G,36M,26G)(31G,21G)(52G)						
Graham	21	235	11.2	29	2	(25G,27G)(1)(36G,32G,31G,21G)(48G,49N)						
Dillon	15	147	9.8	52	0	(28G,26G,33N)						
Jackson	13	152	11.7	35	3	Opponents (53G)(42G)(23G)(40G,45G)						
Thomas	11	159	14.5	36	1	(40B,40G,50N)(40G,46G)(23G,37N,31G,46N)(34G)						
Gaffney	11	142	12.9	33	1	(44N)(45B,46G,32G)(29G,38G,49G,26G)(35G,33G)(1)						
Evans	7	34	4.9	11	1	(53N)(25G,23N,27G,27G)						
Pass	2	24	12.0	16	0							
Childress	2	7	3.5	5	0	STARTERS						
Kight	1	9	9.0	9	0	Offense: WR Reche Caldwell (14), Chad Jackson (1); LT Matt Light (16); LG Logan Mankins (16); C Dan Koppen (16); RG Stephen Neal (13), Billy Yates (3); RT Nick Kaczur (9), Ryan O'Callaghan (6), Wesley Britt (1); TE Benjamin Watson (13), Daniel Graham (2), David Thomas (1); WR Troy Brown (9), Doug Gabriel (4), Jabar Gaffney (2); OB Tom Brady (16); RB Corey Dillon (13), Kevin Faulk (1); 2nd TE Daniel Graham (9), David Thomas (1); 3rd TE David Thomas (1); 3rd WR Jabar Gaffney (4); 4th WR Doug Gabriel (1), Kelvin Kight (1); FB Heath Evans (3).						
Patriots	326	3590	11	62	25	Defense: LE Ty Warren (15), Jarvis Green (1); NT/LDT Vince Wilfork (13), Mike Wright (3); RE/RDT Richard Seymour (14), Mike Wright (1), Jarvis Green (1); RE/OLB Roosevelt Colvin (8), Tully Banta-Cain (5), Jarvis Green (2), Richard Seymour (1); ILB Tedy Bruschi (14), Mike Vrabel (2); ILB/OLB Junior Seau (10), Mike Vrabel (6); OLB Mike Vrabel (8), Roosevelt Colvin (7); LCB Chad Scott (6), Asante Samuel (6), Ellis Hobbs (4); RCB Asante Samuel (9), Ellis Hobbs (5), Chad Scott (2); SS Rodney Harrison (10), James Sanders (5), Chad Scott (1); FS Artrell Hawkins (12), Eugene Wilson (4); 5th Defensive Back Hank Potrat (1).						
Opponents	294	3484	11.9	83	10							

INTERCEPTIONS	NO	YDS	AVG	LG	TD
Samuel	10	120	12.0	33	0
Vrabel	3	0	0.0	2	0
Hobbs	2	79	39.5	70	0
Scott	2	32	16.0	32	0
Sanders	1	21	21.0	21	0
Bruschi	1	8	8.0	8	0
Harrison	1	2	2.0	2	0
Hawkins	1	0	0.0	0	0
Seymour	1	0	0.0	0	0
Patriots	22	262	11.9	70	0
Opponents	12	72	6.0	38	0

PUNTING	NO	YDS	AVG	NET	TB	IN20	LG	BLK
Miller	43	1848	43.0	35.8	7	12	62	0
Walter	16	591	36.9	33.7	0	5	47	0
Sauerbrun	10	408	40.8	30.7	0	2	58	0
Patriots	69	2847	41.3	34.6	7	19	62	0
Opponents	79	3283	41.6	34.4	7	27	61	0

Sacks: Colvin 8.5, Green 7.5, Warren 7.5, Banta-Cain 5.5, Vrabel 4.5, Seymour 4.0, Bruschi 1.5, Harrison 1.0, Sanders 1.0, Seau 1.0, Wilfork 1.0.
Patriots 44.0, Opponents 29.0

Pro Bowl (2): DL Richard Seymour (5), T Matt Light (1).

PASSING	ATT	CMP	YARDS	CMP%	YDS/ATT	TD	TD%	INT	INT%	LG	SK/YDS	RATING
Brady	516	319	3529	61.8	6.8	24	4.7	12	2.3	62	26/175	87.9
Cassel	8	5	32	62.5	4.0	0	0.0	0	0.0	10	3/15	70.8
Testaverde	3	2	29	66.7	9.7	1	33.3	0	0.0	23	0/0	137.5
Patriots	527	326	3590	61.9	6.8	25	4.7	12	2.3	62	29/190	88.4
Opponents	518	294	3484	56.8	6.7	10	1.9	22	4.2	83	44/281	66.1



2007 FINAL STATISTICS (16-0)

Head Coach: Bill Belichick • AFC East Division Champions • Home Stadium: Gillette Stadium

DATE	W/L	SCORE	OPPONENT	ATTENDANCE
9/09	W	38-14	at New York Jets	77,900
9/16	W	38-14	San Diego	68,756
9/23	W	38-7	Buffalo	68,756
10/01	W	34-13	at Cincinnati	66,113
10/07	W	34-17	Cleveland	68,756
10/14	W	48-27	at Dallas	63,984
10/21	W	49-28	at Miami	71,951
10/28	W	52-7	Washington	68,756
11/04	W	24-20	at Indianapolis	57,540
BYE WEEK				
11/18	W	56-10	at Buffalo	71,338
11/25	W	31-28	Philadelphia	68,756
12/03	W	27-24	at Baltimore	71,382
12/09	W	34-13	Pittsburgh	68,756
12/16	W	20-10	New York Jets	68,756
12/23	W	28-7	Miami	68,756
12/29	W	38-35	at New York Giants	79,110
AFC PLAYOFFS				
1/12	W	31-20	Jacksonville	68,756
1/20	W	21-12	San Diego	68,756
SUPER BOWL XLII (at Glendale, Ariz.)				
2/03	L	14-17	New York Giants	71,101

Team Statistics

	N.E.	OPP
TOTAL FIRST DOWNS	393	278
Rushing	124	91
Passing	243	172
Penalty	26	15
3rd Down: Made/Att	92/191	63/187
3rd Down Pct.	48.2	33.7
4th Down: Made/Att	15/21	11/20
4th Down Pct.	71.4	55.0
POSSESSION AVG.	32:33	27:27
TOTAL NET YARDS	6580	4613
Avg. Per Game	411.3	288.3
Total Plays	1058	933
Avg. Per Play	6.2	4.9
NET YARDS RUSHING	1849	1572
Avg. Per Game	115.6	98.3
Total Rushes	451	360
NET YARDS PASSING	4731	3041
Avg. Per Game	295.7	190.1
Sacked/Yards Lost	21/128	47/340
Gross Yards	4859	3381
Att./Completions	586/403	526/314
Completion Pct.	68.8	59.7
Had Intercepted	9	19
PUNTS/AVERAGE	45/40.5	76/43.4
NET PUNTING AVG.	45/36.1	76/36.9
PENALTIES/YARDS	78/690	96/764
FUMBLES/BALL LOST	14/6	25/12
TOUCHDOWNS	75	37
Rushing	17	7
Passing	50	23
Returns	8	4

Score by Period	1	2	3	4	OT	TOTAL
Patriots	134	199	104	152	0	589
Opponents	41	96	58	79	0	274

SCORING	TD	Ru	Pa	Rt	PAT	FG	S	TP
Moss	23	0	23	0	0	0	137	0
Gostkowski	0	0	0	74/74	21/24	0	48	0
Welker	8	0	8	0	0	0	38	0
Maroney	6	6	0	0	0	0	30	0
Watson	6	0	6	0	0	0	36	0
Gaffney	5	0	5	0	0	0	30	0
Evans	3	3	0	0	0	0	18	0
Morris	3	3	0	0	0	0	18	0
Stallworth	3	0	3	0	0	0	18	0
K. Brady	2	0	2	0	0	0	12	0
T. Brady	2	0	0	0	0	0	12	0
Eckel	2	2	0	0	0	0	12	0
Hobbs	2	0	2	0	0	0	12	0
Vrabel	2	0	2	0	0	0	12	0
Andrews	1	0	0	1	0	0	6	0
Cassel	1	1	0	0	0	0	6	0
Colvin	1	0	0	1	0	0	6	0
Faulk	1	0	1	0	0	0	6	0
Gay	1	0	0	1	0	0	6	0
Samuel	1	0	0	1	0	0	6	0
A. Thomas	1	0	0	1	0	0	6	0
Wilson	1	0	0	1	0	0	6	0
Patriots	75	17	50	8	74/74	21/24	0	589
Opponents	34	7	23	4	34/34	12/14	0	274

2-Pt. Conversions: Patriots 1-1 (Maroney), Opponents 0-0

RUSHING	NO	YDS	AVG	LG	TD
Maroney	185	835	4.5	59t	6
Morris	85	384	4.5	49	3
Faulk	62	265	4.3	14	0
Evans	34	121	3.6	11	3
T. Brady	37	98	2.6	19	2
Eckel	33	90	2.7	14	2
Welker	4	34	8.5	27	0
Cassel	4	12	3.0	15t	1
Stallworth	1	12	12.0	12	0
Watson	1	11	11.0	11	0
Gutierrez	5	-13	-2.6	-1	0
Patriots	451	1849	4.1	59t	17
Opponents	360	1572	4.4	49	7

RECEIVING	NO	YDS	AVG	LG	TD
Welker	112	1175	10.5	42	8
Moss	98	1493	15.2	65t	23
Faulk	47	383	8.1	23	1
Stallworth	46	697	15.2	69t	3
Gaffney	36	449	12.5	56t	5
Watson	36	389	10.8	35	6
K. Brady	9	70	7.8	20	2
Morris	6	35	5.8	18	0
Maroney	4	116	29.0	43	0
Evans	4	43	10.8	29	2
Vrabel	2	3	1.5	21	0
D. Thomas	1	9	9.0	9	0
Eckel	1	6	6.0	6	0
Mankins	1	-9	-9.0	-9	0
Patriots	403	4859	12.1	69t	50
Opponents	314	3381	10.8	73t	23

INTERCEPTIONS	NO	YDS	AVG	LG	TD
Samuel	6	89	14.8	42	1
Gay	3	52	17.3	31	0
Seau	3	28	9.3	23	0
Sanders	2	43	21.5	42	0
A. Thomas	1	65	65.0	65t	1
Wilson	1	5	5.0	5t	1
Colvin	1	4	4.0	4	0
Harrison	1	2	2.0	2	0
Hobbs	1	0	0.0	0	0
Patriots	19	288	15.2	65t	3
Opponents	9	131	14.6	36t	1

PUNTING	NO	YDS	AVG	NET	TB	INT	LG	BLK
Hanson	44	1821	41.4	36.1	6	13	64	1
Patriots	45	1821	40.5	36.1	6	13	64	1
Opponents	76	3297	43.4	36.9	9	16	75	1

Sacks: Vrabel 12.5, Green 6.5, A. Thomas 6.5, Colvin 4, Warren 4, Seau 3.5, Bruschi 2, Harrison 2, Wilfork 2, Seymour 1.5, Hobbs 1, (group) 1, Wright 0.5.
Patriots 47.0, Opponents 21.0

PUNT RETURNS	NO	FC	YDS	AVG	LG	TD
Welker	25	7	249	10.0	35	0
T. Brown	6	2	55	9.2	28	0
C. Jackson	2	0	7	3.5	6	0
Faulk	0	9	0	---	---	0
Patriots	33	18	311	9.4	35	0
Opponents	14	8	75	5.4	33	0

KICK RETURNS	NO	YDS	AVG	LG	TD
Hobbs	35	911	26.0	108t	1
Welker	7	176	25.1	33	0
C. Jackson	5	85	17.0	39	0
Andrews	4	149	37.3	77t	1
Faulk	2	47	23.5	27	0
Evans	1	13	13.0	13	0
Vrabel	1	3	3.0	3	0
Patriots	55	1384	25.2	108t	2
Opponents	92	2030	22.1	74t	1

FIELD GOALS	1-19	20-29	30-39	40-49	50+
Gostkowski	0/0	10/10	8/9	3/5	0/0
Patriots	0/0	10/10	8/9	3/5	0/0
Opponents	0/0	5/5	2/3	4/4	1/2

Gostkowski(22G)(41N,24G)(24G)(31G,36G)(20G,25G)(45G,22G)(36G)(34G)(23G,32N)(21G,38G)(48N,42G,28G)(26G,34G)(37G,45G,37G)

Opponents:(0)(40G,48G)(42G)(38G,23G)(0)(50N,21G,25G)(52G)(29G)(23G,44G)(33G,35N)(0)

STARTERS

Offense: WR Randy Moss (16); LT Matt Light (16); LG Logan Mankins (16); C Dan Koppen (15); Russ Hochstein (1); RG Stephen Neal (8); Russ Hochstein (7); Billy Yates (1); RT Nick Kazur (15); Ryan O'Callaghan (1); TE Benjamin Watson (8); Kyle Brady (5); WR Wes Welker (13); Dante Stallworth (1); Jabar Gaffney (1); QB Tom Brady (16); RB Kevin Faulk (8); Laurence Maroney (6); Sammy Morris (2); 2nd TE Kyle Brady (4); Wesley Britt (1); 3rd WR Dante Stallworth (8); Jabar Gaffney (6); FB Heath Evans (1).

Defense: LE Ty Warren (16); NT/DT Vince Wilfork (16); RE/DT Richard Seymour (8); Jarvis Green (7); Mike Wright (1); RE/OLB Roosevelt Colvin (9); Jarvis Green (3); Adalius Thomas (4); ILB Tedy Bruschi (16); ILB/OLB Adalius Thomas (11); Junior Seau (4); Rodney Harrison (1); OLB Mike Vrabel (15); Roosevelt Colvin (1); LCB Asante Samuel (14); Randall Gay (2); RCB Ellis Hobbs (15); SS Rodney Harrison (10); James Sanders (6); FS James Sanders (9); Eugene Wilson (6); Randall Gay (1).

2007 Coaching Staff: Nick Caserio, Wide Receivers; Joel Collier, Secondary; Don Davis, Assistant Strength and Conditioning; Ivan Fears, Running Backs; Pepper Johnson, Defensive Line; Pete Mangurian, Tight Ends; Josh McDaniels, Offensive Coordinator/Quarterbacks; Harold Nash, Assistant Strength and Conditioning; Matt Patricia, Linebackers; Dean Pees, Defensive Coordinator; Dante Scarnechia, Assistant Head Coach/Offensive Line; Brad Seely, Special Teams; Mike Woicik, Strength and Conditioning.

Pro Bowl (8): QB Tom Brady (4), C Dan Koppen (1), T Matt Light (2), G Logan Mankins (1), WR Randy Moss (6), CB Asante Samuel (1), LB Mike Vrabel (1), NT Vince Wilfork (1).

PASSING	ATT	CMP	YARDS	CMP%	YDS/ATT	TD	TD%	INT	INT%	LG	SK/YDS	RATING
T. Brady	578	398	4806	68.9	8.31	50	8.7	8	1.4	69t	21/128	117.2
Cassel	7	4	38	57.1	5.43	0	0.0	1	14.3	21	0/0	32.7
Gutierrez	1	1	15	100.0	15.00	0	0.0	0	0.0	15	0/0	118.8
Patriots	586	403	4859	68.8	8.29	50	8.5	9	1.5	69t	21/128	116.0
Opponents	526	314	3381	59.7	6.43	23	4.4	19	3.6	73t	47/340	78.1



2008 FINAL STATISTICS (11-5)

Head Coach: Bill Belichick • Second in AFC East • Home Stadium: Gillette Stadium

DATE	W/L	SCORE	OPPONENT	ATTENDANCE
9/07	W	17-10	Kansas City	68,756
9/14	W	19-10	at New York Jets	78,554
9/21	L	13-38	Miami	68,756
BYE WEEK				
10/05	W	30-21	at San Francisco	67,650
10/12	L	10-30	at San Diego	68,704
10/20	W	41-7	Denver	68,756
10/26	W	23-16	St. Louis	68,756
11/02	L	15-18	at Indianapolis	66,508
11/09	W	20-10	Buffalo	68,756
11/13	L	31-34	New York Jets	68,756
11/23	W	48-28	at Miami OT	67,146
11/30	L	10-33	Pittsburgh	68,756
12/07	W	24-21	at Seattle	68,077
12/14	W	49-26	at Oakland	62,179
12/21	W	47-7	Arizona	68,756
12/28	W	13-0	at Buffalo	71,282

Team Statistics

	PATS	OPP
TOTAL FIRST DOWNS	356	268
Rushing	145	78
Passing	186	176
Penalty	25	14
3rd Down: Made/Att	96/222	91/205
3rd Down Pct.	43.2	44.4
4th Down: Made/Att	17/22	2/10
4th Down Pct.	77.3	20.0
POSSESSION AVG.	32:09	27:51
TOTAL NET YARDS	5847	4944
Avg. Per Game	365.4	309.0
Total Plays	1095	920
Avg. Per Play	5.3	5.4
NET YARDS RUSHING	2278	1722
Avg. Per Game	142.4	107.6
Total Rushes	513	415
NET YARDS PASSING	3569	3222
Avg. Per Game	223.1	201.4
Sacked/Yards Lost	48/221	31/239
Gross Yards	3790	3461
Attempts/Completions	534/339	474/288
Completion Pct.	63.5	60.8
Had Intercepted	11	14
PUNTS/AVERAGE	50/44.0	75/43.0
NET PUNTING AVG.	36.8	36.2
PENALTIES/YARDS	57/501	81/636
FUMBLES/BALL LOST	17/10	17/8
TOUCHDOWNS	43	37
Rushing	21	8
Passing	21	27
Returns	1	2
Score by Periods	1 2 3 4 OT	Total
Patriots	84 123 106 97 0	410
Opponents	75 79 61 91 3	309

SCORING	Td	Ru	Pa	Rt	PAT	FG	S	TP
Gostkowski	0	0	0	0	40/40	36/40	0	148
Moss	11	0	11	0	0/0	0/0	0	66
Morris	7	7	0	0	0/0	0/0	0	42
Faulk	6	3	3	0	0/0	0/0	0	36
Green-Ellis	5	5	0	0	0/0	0/0	0	30
Jordan	4	4	0	0	0/0	0/0	0	24
Welker	3	0	3	0	0/0	0/0	0	20
Gaffney	2	0	2	0	0/0	0/0	0	14
Watson	2	0	2	0	0/0	0/0	0	12
Cassel	2	2	0	0	0/0	0/0	0	12
Hobbs	1	0	0	1	0/0	0/0	0	6
Patriots	43	21	1	40/40	36/40	0	410	
Opponents	37	8	27	2	34/35	17/21	309	

2-Pt. Conversions: Patriots 2-3 (Gaffney, Welker), Opponents 1-2

RUSHING	NO	YDS	AVG	LG	TD
Morris	156	727	4.7	35	7
Faulk	83	507	6.1	41	3
Jordan	80	363	4.5	49t	4
Green-Ellis	74	275	3.7	15	5
Cassel	73	270	3.7	19	2
Maroney	28	93	3.3	17	0
Welker	3	26	8.7	19	0
Evans	11	23	2.1	4	0
Moss	2	0	0.0	2	0
O'Connell	3	-6	-2.0	-2	0
Patriots	513	2278	4.4	49t	21
Opponents	415	1722	4.1	62t	8

RECEIVING	NO	YDS	AVG	LG	TD
Welker	111	1165	10.5	64	3
Moss	69	1008	14.6	76t	11
Faulk	58	486	8.4	22	3
Gaffney	38	468	12.3	37	2
Watson	22	209	9.5	29	2
Morris	17	161	9.5	42	0
D.Thomas	9	93	10.3	18	0
Alken	8	101	12.6	43	0
Evans	3	59	19.7	28	0
Green-Ellis	3	37	12.3	20	0
Washington	1	3	3.0	3	0
Patriots	339	3790	11.2	76t	21
Opponents	288	3461	12.0	78t	27

INTERCEPTIONS	NO	YDS	AVG	LG	TD
Meriweather	4	25	6.3	19	0
O'Neal	3	49	16.3	47	0
Hobbs	3	0	0.0	4	0
Wilhite	1	16	16.0	16	0
J.Sanders	1	9	9.0	9	0
Vrabel	1	5	5.0	5	0
Harrison	1	0	0.0	0	0
Patriots	14	104	7.4	47	0
Opponents	11	186	16.9	89	0

PUNTING	NO	YDS	AVG	NET TB	IN20	LG	BLK
Hanson	49	2143	43.7	36.4	10	19	70
Cassel	1	57	57.0	57.0	0	1	57
Patriots	50	2200	44.0	36.8	10	20	70
Opponents	75	3228	43.0	36.2	20	82	0

PUNT RETURNS	NO	FC	YDS	AVG	LG	TD
Welker	24	6	237	9.9	44	0
Faulk	10	9	132	13.2	24	0
O'Neal	2	1	2	1.0	2	0
Patriots	36	16	371	10.3	44	0
Opponents	11	13	158	14.4	30	0

KICK RETURNS	NO	YDS	AVG	LG	TD
Hobbs	45	1281	28.5	95t	1
Slater	11	155	14.1	31	0
Morris	2	37	18.5	24	0
Faulk	2	36	18.0	25	0
Neal	1	27	27.0	27	0
Welker	1	26	26.0	26	0
Patriots	62	1562	25.2	95t	1
Opponents	75	1672	22.3	92t	2

Sacks: Seymour 8.0, A.Thomas 5.0, Vrabel 4.0, Wright 2.5, Meriweather 2.0, Wilfork 2.0, Green 2.0, Warren 2.0, Hobbs 1.5, Woods 1.0
Patriots 31.0, Opponents 48.0

FIELD GOALS	1-19	20-29	30-39	40-49	50+
Gostkowski	0/0	10/12	16/16	9/11	1/1
Patriots	0/0	10/12	16/16	9/11	1/1
Opponents	0/0	10/10	3/4	3/6	1/1

Gostkowski:(37G)(21G,37G,28G,27G)
 (37G,44G)(35G,40G,49G)(48N,47G)(31G,40G)
 (30G,27G,41G)(29G,35G,25G)(32G,49N,37G)
 (42G,31G,47G)(30G,30G)(29G,27N)
 (50G,42G,27G)(0)(38G,35G,24G,30G)
 (33G,26N,23G)

Opponents:(40G)(31N,21G)(39G)(0)
 (25G,44N,35G,23G)(0)(20G,44G,25G)(52G)
 (25G)(22G,34G)(0)(20G,25G,20G,40N,45G)(0)
 (0)(47N)

STARTERS

Offense: WR Randy Moss (16); LT Matt Light (16); LG Logan Mankins (16); C Dan Koppen (16); RG Stephen Neal (9), Billy Yates (7); RT Nick Kazur (14), Mark LeVoir (2); TE Benjamin Watson (9), David Thomas (5); WR Wes Welker (14); QB Matt Cassel (15), Tom Brady (1); RB Sammy Morris (7), Kevin Faulk (3), BenJarvus Green-Ellis (3), Laurence Maroney (3); 2nd TE David Thomas (5); 3rd WR Jabar Gaffney (7); 4th WR Sam Aiken (2); FB Heath Evans (4), Russ Hochstein (2).

Defense: LE Ty Warren (13), Mike Wright (2), Jarvis Green (1); NT/DT Vince Wilfork (16); RE/DT Richard Seymour (15), Gary Guyton (1); RE/OLB Adalius Thomas (8), Rosevelt Colvin (3), Pierre Woods (3), Jarvis Green (1), Gary Guyton (1); ILB Jerod Mayo (16); ILB Tedy Bruschi (12), Junior Seau (2), Gary Guyton (1); OLB Mike Vrabel (14), Adalius Thomas (1); LCB Deltha O'Neal (10), Jonathan Wilhite (4), Lewis Sanders (1), Terrence Wheatley (1); RCB Ellis Hobbs (16); SS Brandon Meriweather (10), Rodney Harrison (6); FS James Sanders (14), Lewis Sanders (2); 5th DB Brandon Meriweather (1), Lewis Sanders (1).

2008 Coaching Staff: Dom Capers, Special Assistant/Secondary; Ivan Fears, Running Backs; Pepper Johnson, Defensive Line; Pete Mangurian, Tight Ends; Josh McDaniels, Offensive Coordinator/Quarterbacks; Harold Nash, Assistant Strength and Conditioning; Bill O'Brien, Wide Receivers; Matt Patricia, Linebackers; Dean Pees, Defensive Coordinator; Dante Scamecchia, Assistant Head Coach/Offensive Line; Brad Sely, Special Teams; Mike Woicik, Strength and Conditioning.

Pro Bowl (2): K Stephen Gostkowski (1), WR Wes Welker (1).

PASSING	ATT	CMP	YARDS	CMP%	YDS/ATT	TD	TD%	INT	INT%	LG	SK/YDS	RATING
M.Cassel	516	327	3693	63.4	7.16	21	4.1	11	2.1	76t	47/219	89.4
T.Brady	11	7	76	63.6	6.91	0	0.0	0	0.0	26	0/0	83.9
K.O'Connell	6	4	23	66.7	3.83	0	0.0	0	0.0	12	1/2	73.6
K.Faulk	1	1	-2	100.0	-2.00	0	0.0	0	0.0	-2	0/0	79.2
Patriots	534	339	3790	63.5	7.10	21	3.9	11	2.1	76t	48/221	89.1
Opponents	474	288	3461	60.8	7.30	27	5.7	14	3.0	78t	31/239	89.8



2009 FINAL STATISTICS (10-6)

Head Coach: Bill Belichick • AFC East Division Champions • Home Stadium: Gillette Stadium

DATE	W/L	SCORE	OPPONENT	ATTENDANCE
9/14	W	25-24	Buffalo	68,756
9/20	L	9-16	at New York Jets	78,312
9/27	W	26-10	Atlanta	68,756
10/04	W	27-21	Baltimore	68,756
10/11	L	17-20	at Denver OT	76,011
10/18	W	59-0	Tennessee	68,756
10/25	W	35-7 #	Tampa Bay	84,254
BYE WEEK				
11/08	W	27-17	Miami	68,756
11/15	L	34-35	at Indianapolis	67,476
11/22	W	31-14	New York Jets	68,756
11/30	L	17-38	at New Orleans	70,768
12/06	L	21-22	at Miami	70,102
12/13	W	20-10	Carolina	68,756
12/20	W	17-10	at Buffalo	70,000
12/27	W	35-7	Jacksonville	68,756
1/3	L	27-34	at Houston	71,029
AFC PLAYOFFS				
1/10	L	33-14	Baltimore	68,756

RUSHING	NO	YDS	AVG	LG	TD
Maroney	194	757	3.9	45t	9
Faulk	62	335	5.4	29	2
Morris	73	319	4.4	55	2
F. Taylor	63	269	4.3	19	4
Green-Elis	26	114	4.4	29	0
Brady	29	44	1.5	9	1
Welker	5	36	7.2	11	0
Hoyer	10	25	2.5	20	1
Tate	1	11	11.0	11	0
Slater	1	6	6.0	6	0
Edelman	2	5	2.5	5	0
Patriots	466	1921	4.1	55	6
Opponents	398	1768	4.4	50	6

FIELD GOALS	1-19	20-29	30-39	40-49	50+
Gostkowski	0/0	7/7	12/13	5/8	2/3
Patriots	0/0	7/7	12/13	5/8	2/3
Opponents	0/0	6/6	4/6	3/4	1/4

Gostkowski: (41N,20G,28G) (45G,25G,29G) (21G,33G,22G,33G) (32G,33G) (53G,40N) (39N,33G) () (30G,38G,34G,40G) (31G, 36G) (26G,40N) (36G,50N) () (48G,47G) (30G) () (51G,43G)

Opponents: (40G) (33G,24G,39G) (26G) () (48N,24G,41G) () () (52G) () () (30G,37N) (29G,24G,41G) (53N,36G) (25G,56N) () (56N,38N)

Team Statistics	PATS	OPP
TOTAL FIRST DOWNS	373	289
Rushing	114	80
Passing	222	193
Penalty	37	16
3rd Down: Made/Att	90/206	72/194
3rd Down Pct.	43.7	37.1
4th Down: Made/Att	11/22	10/21
4th Down Pct.	50.0	47.6
POSSESSION AVG.	32:55	27:05
TOTAL NET YARDS	6357	5123
Avg. Per Game	397.3	320.2
Total Plays	1076	941
Avg. Per Play	5.9	5.4
NET YARDS RUSHING	1921	1768
Avg. Per Game	120.1	110.5
Total Rushes	466	398
NET YARDS PASSING	4436	3355
Avg. Per Game	277.3	209.7
Sacked/Yards Lost	18/104	31/229
Gross Yards	4540	3584
Attempts/Completions	592/390	512/300
Completion Pct.	65.9	58.6
Had Intercepted	13	18
PUNTS/AVERAGE	57/39.0	79/41.4
NET PUNTING AVG.	34.1	35.4
PENALTIES/YARDS	81/743	91/780
FUMBLES/BALL LOST	17/9	28/10
TOUCHDOWNS	50	35
Rushing	19	6
Passing	28	25
Returns	3	4

RECEIVING	NO	YDS	AVG	LG	TD
Welker	123	1348	11.0	58	4
Moss	83	1264	15.2	71t	13
Edelman	37	359	9.7	29	1
Faulk	37	301	8.1	38t	1
Watson	29	404	13.9	36	5
Aiken	20	326	16.3	81t	2
Morris	19	180	9.5	35	0
Baker	14	142	10.1	36t	2
Maroney	14	99	7.1	17	0
Galloway TM	7	67	9.6	19	0
Stanback	3	22	7.3	9	0
F. Taylor	2	17	8.5	13	0
Green-Elis	2	11	5.5	6	0
Patriots	390	4540	11.6	81t	28
Opponents	300	3584	11.9	75t	25

INTERCEPTIONS	NO	YDS	AVG	LG	TD
Meriwether	5	149	29.8	56	1
Bodden	5	60	12.0	53t	1
Butler	3	91	30.3	91t	1
Wilhite	2	17	8.5	17	0
Springs	1	8	8.0	8	0
Chung	1	2	2.0	2	0
Moss	1	0	0.0	0	0
Patriots	18	327	18.2	91t	3
Opponents	13	146	11.2	38	1

STARTERS
Offense: WR Randy Moss (16); LT Matt Light (11), Sebastian Vollmer (5); LG Logan Mankins (16); C Dan Koppen (16); RG Stephen Neal (12), Dan Connolly (4); RT Nick Kaczur (13), Sebastian Vollmer (3); TE Benjamin Watson (7), Chris Baker (2); WR Wes Welker (13); Joey Galloway (2); QB Tom Brady (16); Kevin Faulk (7), Laurence Maroney (5), RB Sammy Morris (3), Fred Taylor (1); 2nd TE Chris Baker (5); 3rd WR Sam Aiken (7), Julian Edelman (5); 4th WR Julian Edelman (2), Isaiah Stanback (2), Brandon Tate (1); FB Sammy Morris (1); 2nd RB Sammy Morris (1).
Defense: LE Ty Warren (12), Ron Brace (1), Derrick Burgess (1), Mike Wright (1); LDT Vince Wilfork (2); NT Vince Wilfork (6), Mike Wright (2), Ron Brace (1); DT Vince Wilfork (5), Mike Wright (3); RE Jarvis Green (10), Mike Wright (3), Tully Banta-Cain (1), Derrick Burgess (1); RT Jarvis Green (2); OLB Adalius Thomas (10), Tully Banta-Cain (9), Pierre Woods (5), Derrick Burgess (4), Gary Guyton (1); ILB Jerod Mayo (12), Gary Guyton (13); MLB Gary Guyton (2), Adalius Thomas (1), LCB Shawn Springs (8), Jonathan Wilhite (4), Darius Butler (3), Leigh Bodden (1); RCB Leigh Bodden (13), Jonathan Wilhite (3); SS Brandon Meriwether (16); FS Brandon McGowan (11), James Sanders (5); 5th DB Darius Butler (2), Patrick Chung (1), Jonathan Wilhite (1).

Score by Periods	1	2	3	4	OT	Total
Patriots	99	183	70	75	0	427
Opponents	47	89	53	93	3	285

PUNTING	NO	YDS	AVG	NET	TB	N	LG	BLK
Hanson	56	2221	39.7	34.1	5	18	56	1
Patriots	57	2221	39.0	34.1	5	18	56	1
Opponents	79	3267	41.4	35.4	2	22	64	0

KICK RETURNS	NO	YDS	AVG	LG	TD
Maroney	13	279	21.5	52	0
Edelman	11	241	21.9	32	0
Slater	11	269	24.5	35	0
Faulk	6	144	24.0	32	0
Butler	5	104	20.8	26	0
Tate	4	106	26.5	34	0
Welker	2	45	22.5	27	0
Connolly	1	16	16.0	16	0
Stanback	1	22	22.0	22	0
Patriots	54	1226	22.7	52	0
Opponents	70	1705	24.4	51	0

SCORING	Td	Ru	Pa	Rt	PAT	FG	S	TP
Gostkowski	0	0	0	0	47/47	26/31	0	125
Moss	13	0	13	0	0/0	0/0	0	80
Maroney	9	9	0	0	0/0	0/0	0	54
Watson	5	0	5	0	0/0	0/0	0	30
F. Taylor	4	4	0	0	0/0	0/0	0	24
Welker	4	0	4	0	0/0	0/0	0	24
Faulk	3	2	1	0	0/0	0/0	0	18
Aiken	2	0	2	0	0/0	0/0	0	12
Baker	2	0	2	0	0/0	0/0	0	12
Morris	2	2	0	0	0/0	0/0	0	12
Bodden	1	0	0	1	0/0	0/0	0	6
Brady	1	1	0	0	0/0	0/0	0	6
Butler	1	0	1	0	0/0	0/0	0	6
Edelman	1	0	1	0	0/0	0/0	0	6
Hoyer	1	1	0	0	0/0	0/0	0	6
Meriwether	1	0	0	1	0/0	0/0	0	6
Patriots	50	19	28	3	47/47	26/31	0	427
Opponents	35	6	25	4	33/34	14/20	0	285

KICK RETURNS	NO	YDS	AVG	LG	TD
Maroney	13	279	21.5	52	0
Edelman	11	241	21.9	32	0
Slater	11	269	24.5	35	0
Faulk	6	144	24.0	32	0
Butler	5	104	20.8	26	0
Tate	4	106	26.5	34	0
Welker	2	45	22.5	27	0
Connolly	1	16	16.0	16	0
Stanback	1	22	22.0	22	0
Patriots	54	1226	22.7	52	0
Opponents	70	1705	24.4	51	0

Sacks: Banta-Cain 10.0, D. Burgess 5, Wright 5, A. Thomas 3, Chung 2, Guyton 1.5, Mayo 1.5, Green 1, Ninkovich 1, Warren 1.
Patriots 31.0, Opponents 18.0

PASSING	ATT	CMP	YARDS	CMP%	YDS/ATT	TD	TD%	INT	INT%	LG	SK/YDS	RATING
Brady	565	371	4398	65.7	7.78	28	5.0	13	2.3	81t	16/86	96.2
Hoyer	27	19	142	70.4	5.26	0	0.0	0	0.0	17	2/18	82.6
Patriots	592	390	4540	65.9	7.67	28	4.7	13	2.2	81t	18/104	95.6
Opponents	512	300	3584	58.6	7.00	25	4.9	18	3.5	75t	31/229	81.6

2-Pt. Conversions: Patriots 1-3 (Moss)
Opponents: 0-1.



2011 FINAL REGULAR-SEASON STATISTICS (13-3)

Head Coach: Bill Belichick • AFC East Division Champions • Home Stadium: Gillette Stadium

DATE	W/L	SCORE	OPPONENT	ATTENDANCE
9/12	W	38-24	at Miami	66,860
9/18	W	35-21	San Diego	68,756
9/25	L	31-34	at Buffalo	68,174
10/02	W	31-19	at Oakland	62,572
10/09	W	30-21	New York Jets	68,756
10/16	W	20-16	Dallas	68,756
10/30	L	17-25	at Pittsburgh	64,424
11/06	L	20-24	New York Giants	68,756
11/13	W	37-16	at New York Jets	79,088
11/21	W	34-3	Kansas City	68,756
11/27	W	38-20	at Philadelphia	69,144
12/04	W	31-24	Indianapolis	68,756
12/11	W	34-27	at Washington	77,825
12/18	W	41-23	at Denver	76,556
12/24	W	27-24	Miami	68,756
1/01	W	49-21	Buffalo	68,756

AFC PLAYOFFS

1/14	W	45-10	Denver	68,756
1/22	W	23-20	Baltimore	68,756

SUPER BOWL XLVI (at Indianapolis, Ind.)

2/05	L	17-21	N.Y. Giants	68,658
------	---	-------	-------------	--------

Team Statistics

	PATS	OPP
TOTAL FIRST DOWNS	399	370
Rushing	107	101
Passing	262	245
Penalty	30	24
3rd Down: Made/Att	89/194	87/202
3rd Down Pct.	45.9	43.1
4th Down: Made/Att	7/11	8/19
4th Down Pct.	63.6	42.1

POSSESSION AVG.	28:47	31:13
TOTAL NET YARDS	6848	6577
Avg. Per Game	428.0	411.1
Total Plays	1082	1064
Avg. Per Play	6.3	6.2

NET YARDS RUSHING	1764	1874
Avg. Per Game	110.3	117.1
Total Rushes	438	405

NET YARDS PASSING	5084	4703
Avg. Per Game	317.8	293.9
Sacked/Yards Lost	32/173	40/274
Gross Yards	5257	4977
Attempts/Completions	612/402	619/386
Completion Pct.	65.7	62.4
Had Intercepted	12	23

PUNTS/AVERAGE	57/46.5	67/45.6
NET PUNTING AVG.	57/41.5	67/39.1

PENALTIES/YARDS	87/815	115/907
FUMBLES/BALL LOST	13/5	10/1

TOUCHDOWNS	61	40
Rushing	18	13
Passing	39	26
Returns	4	1

Score by Periods	1	2	3	4	OT	Total
Patriots	82	148	141	142	0	513
Opponents	87	83	50	122	0	342

SCORING	TD	Ru	Pa	Rt	PAT	FG	S	TP
Gostkowski	0	0	0	0	59/59	28/33	0	143
Gronkowski	18	1	17	0	0/0	0/0	0	108
Green-Ellis	11	11	0	0	0/0	0/0	0	66
Welker	9	0	9	0	1/1	0/0	0	54
Hernandez	7	0	7	0	0/0	0/0	0	42
Branch	5	0	5	0	0/0	0/0	0	30
Brady	3	3	0	0	0/0	0/0	0	18
Woodhead	1	1	0	0	0/0	0/0	0	6
Edelman	1	0	1	0	0/0	0/0	0	6
Moore	1	0	0	0	0/0	0/0	0	6
Ninkovich	1	0	1	0	0/0	0/0	0	6
Ochocinco	1	0	1	0	0/0	0/0	0	6
Ridley	1	1	0	0	0/0	0/0	0	6
Vereen	1	1	0	0	0/0	0/0	0	6
Wilfork	1	0	0	1	0/0	0/0	0	6
Patriots	61	18	39	4	59/59	28/33	0	513
Opponents	40	13	26	1	38/38	20/23	0	342

2-Pt. Conversions:	Patriots 2-2, Opponents: 0-1.
---------------------------	--------------------------------------

RUSHING	NO	YDS	AVG	LG	TD
Green-Ellis	181	667	3.7	18	11
Ridley	87	441	5.1	33t	1
Woodhead	77	351	4.6	12	1
Brady	43	109	2.5	13	3
Faulk	17	57	3.4	9	0
Vereen	15	57	3.8	19	1
Hernandez	5	45	9.0	19	0
Welker	4	30	7.5	19	0
Edelman	4	8	2.0	6	0
Gronkowski	1	2	2.0	2t	1
Hoyer	4	-3	-0.8	0	0
Patriots	438	1764	4.0	33t	18
Opponents	405	1874	4.6	4t	13

RECEIVING	NO	YDS	AVG	LG	TD
Welker	122	1569	12.9	99t	9
Gronkowski	90	1327	14.7	52t	17
Hernandez	79	910	11.5	46	7
Branch	51	702	13.8	63	5
Woodhead	18	157	8.7	16	0
Ochocinco	15	276	18.4	53	1
Green-Ellis	9	159	17.7	53	0
Faulk	7	34	4.9	18	0
Edelman	4	34	8.5	11	0
Underwood	3	30	10.0	13	0
Ridley	3	13	4.3	8	0
Slater	1	46	46.0	46	0
Patriots	402	5257	13.1	99t	39
Opponents	386	4977	12.9	58	26

INTERCEPTIONS	NO	YDS	AVG	LG	TD
Arrington	7	92	13.1	28	0
Wilfork	2	47	23.5	28	0
Molden	2	40	20.0	27	0
McCourty	2	38	19.0	38	0
Ninkovich	2	30	15.0	18	1
Moore	2	26	13.0	21t	1
Mayo	2	4	2.0	2	0
Guyton	1	17	17.0	17	0
Brown	1	2	2.0	2	0
Adams	1	0	0.0	0	0
Chung	1	0	0.0	0	0
Patriots	23	296	12.9	38	2
Opponents	12	186	15.5	42	1

FUMING	NO	YDS	AVG	NET	TB	IN	LG	BLK
Mesko	57	2648	46.5	41.5	3	24	65	0
Patriots	57	2648	46.5	41.5	3	24	65	0
Opponents	67	3055	45.6	39.1	2	26	64	0

PUNT RETURNS	NO	FC	YDS	AVG	LG	TD
Edelman	28	7	296	10.6	72t	1
Welker	8	6	82	10.3	25	0
Faulk	2	0	11	5.5	7	0
Patriots	38	13	389	10.2	72t	1
Opponents	26	18	220	8.5	26	0

KICK RETURNS	NO	YDS	AVG	LG	TD
Woodhead	20	437	21.9	37	0
Edelman	12	284	23.7	37	0
Ridley	7	152	21.7	32	0
Slater	4	68	17.0	22	0
Gronkowski	1	11	11.0	11	0
McCourty	1	24	24.0	24	0
Ninkovich	1	10	10.0	10	0
Patriots	46	986	21.4	37	0
Opponents	60	1294	21.6	38	0

Sacks:	Anderson 10.0, Carter 10.0, Ninkovich 6.5, Wilfork 3.5, Love 3.0, Deaderick 2.0, Chung 1.0, Ellis 1.0, Mayo 1.0, Warren 1.0, Pryor 0.5, Wright 0.5
Patriots 40.0, Opponents 32.0	

PASSING	ATT	CMP	YARDS	CMP%	YDS/ATT	TD	TD%	INT	INT%	LG	SK/YDS	RATING
Brady	611	401	5235	65.6	8.57	39	6.4	12	2.0	99t	32/173	105.6
Hoyer	1	1	22	100.0	22.0	0	0.0	0	0.0	22	0/0	118.8
Patriots	612	402	5257	65.7	8.59	39	6.4	12	2.0	99t	32/173	105.7
Opponents	619	386	4977	62.4	8.04	26	4.2	23	3.7	58	40/274	86.1

FIELD GOALS	1-9	20-29	30-39	40-49	50+
Gostkowski	1/1	12/13	5/6	9/11	1/2
Patriots	1/1	12/13	5/6	9/11	1/2
Opponents	0/0	14/15	2/2	4/6	0/0

Gostkowski: (48N,20G)(22G,47G)(23G)(44G)(44G,24G,26G)(31G,26G)(46G,42N)(27N,32G,45G)(50G,36G,27G)(21G,19G)(39N,45G)(39G)(23G,24G)(21G,34G)(51N,45G,42G)(47G,20G)

Opponents: (20G/) (42G,28G)(28G,26G)() (48G,22G,26G)(33G,21G,23G,44N)(22G)(24N)(26G)(43G,22G)(31G)(24G,25G)(26G)(47G)(45N)

STARTERS

Offense: WR Wes Welker (15); LT Matt Light (15), Logan Mankins (1); LG Logan Mankins (14), Donald Thomas (1), Ryan Wendell (1); C Dan Connolly (11), Nick McDonald (2), Ryan Wendell (2), Dan Koppin (1); RG Brian Waters (16); RT N. Solder (11), Sebastian Vollmer (5); TE Rob Gronkowski (16); TE Aaron Hernandez (12), Nate Solder (2), Thomas Welch (1); QB Tom Brady (16); WR Deion Branch (15), Chad Ochocinco (1); RB BenJarvus Green-Ellis (6), Danny Woodhead (4), Kevin Faulk (3), Stevan Ridley (2), 3rd TE Dan Gronkowski (1); 3rd WR Chad Ochocinco (2)

Defense: LE Shaun Ellis (10), Brandon Deaderick (3), Mark Anderson (1), Rob Ninkovich (1), Vince Wilfork (1); LDT Vince Wilfork (13); NT Vince Wilfork (3); RDT Kyle Love (12), Mike Wright (1); RE Andre Carter (14), Brandon Deaderick (2); LOLB Rob Ninkovich (14), Jerod Mayo (1), Tracy White (1); MLB Jerod Mayo (11), Gary Guyton (4), Dane Fletcher (1); ROLB Brandon Spikes (6), Dan Fletcher (4), Gary Guyton (2), Jerod Mayo (1) Rob Ninkovich (1), Jeff Terpinian (1); LCB Devin McCourty (14), Antwan Molden (2); S James Ihedigbo (12) Patrick Chung (8), Josh Barrett (4), Sterling Moore (3), Matthew Slater (3), Sergio Brown (2); 5th DB Leigh Bodden (1), Sergio Brown (1), Nate Jones (1).

2011 Coaching Staff: Josh Boyer, Defensive Backs; Moses Cabrera, Assistant Strength and Conditioning; Ivan Fears, Running Backs; Brian Ferentz, Tight Ends; Brian Flores, Defensive Assistant; George Godsey, Offensive Assistant; Patrick Graham, Linebackers; Pepper Johnson, Defensive Line; Harold Nash, Head Strength and Conditioning; Bill O'Brien, Offensive Coordinator/Quarterbacks; Scott O'Brien, Special Teams; Chad O'Shea, Receivers; Matt Patricia, Safeties; Dante Scarnecchia, Assistant Head Coach/Offensive Line.

Pro Bowl (8): QB Tom Brady (7), DE Andre Carter (1) TE Rob Gronkowski (1), G Logan Mankins (4), ST Matthew Slater (1), G Brian Waters (6), WR Wes Welker (4), NT Vince Wilfork (4).



2012 FINAL REGULAR-SEASON STATISTICS (12-4)

Head Coach: Bill Belichick • AFC East Division Champions • Home Stadium: Gillette Stadium

DATE	W/L	SCORE	OPPONENT	ATTENDANCE
09/09	W	34-13	at Tennessee	69,143
09/16	L	18-20	Arizona	68,756
09/23	L	30-31	at Baltimore	71,269
09/30	W	52-28	at Buffalo	70,684
10/07	W	31-21	Denver	68,756
10/14	L	23-24	at Seattle	68,137
10/21	W	29-26	New York Jets OT	68,756
10/28	W	45-7	at St. Louis#	84,004
11/11	W	37-31	Buffalo	68,756
11/18	W	59-24	Indianapolis	68,756
11/22	W	49-19	at New York Jets	79,088
12/02	W	23-16	at Miami	72,114
12/10	W	42-14	Houston	68,756
12/16	L	34-41	San Francisco	68,756
12/23	W	23-16	Jacksonville	70,251
12/30	W	28-0	Miami	68,756

#Game played in London

Team Statistics

	PATS	OPP						
TOTAL FIRST DOWNS	444	340						
Rushing	151	100						
Passing	256	207						
Penalty	37	33						
3rd Down: Made/Att	110/226	82/205						
3rd Down Pct.	48.7	40.0						
4th Down: Made/Att	8/12	9/23						
4th Down Pct.	66.7	39.2						
POSSESSION AVG.	30:41	29:19						
TOTAL NET YARDS	6846	5972						
Avg. Per Game	427.9	373.3						
Total Plays	1191	1046						
Avg. Per Play	5.7	5.7						
NET YARDS RUSHING	2184	1630						
Avg. Per Game	136.5	271.4						
Total Rushes	523	415						
NET YARDS PASSING	4662	4342						
Avg. Per Game	291.4	271.4						
Sacked/Yards Lost	27/182	37/213						
Gross Yards	4844	4555						
Attempts/Completions	641/402	594/369						
Completion Pct.	62.7	62.1						
Had Intercepted	9	20						
PUNTS/AVERAGE	61/42.4	67/50.3						
NET PUNTING AVG.	61/37.9	67/41.6						
PENALTIES/YARDS	97/840	101/932						
FUMBLES/BALL LOST	14/7	42/21						
TOUCHDOWNS	67	38						
Rushing	25	10						
Passing	34	27						
Returns	8	1						
Score by Periods	1 2 3 4 OT	Total						
Patriots	113	177	103	161	3	557		
Opponents	67	81	75	108	0	331		
SCORING	Td	Ru	Pa	Rt	PAT	FG	S	TP
Gostkowski	0	0	0	0	66/66	29/35	0	153
Ridley	12	12	0	0	0/0	0/0	0	72
Gronkowski	11	0	11	0	0/0	0/0	0	66
Woodhead	7	4	3	0	0/0	0/0	0	42
Welker	6	0	6	0	0/0	0/0	0	36
Edelman	5	0	3	2	0/0	0/0	0	30
Hernandez	5	0	3	2	0/0	0/0	0	30
Lloyd	5	0	4	1	0/0	0/0	0	30
Brady	4	4	0	0	0/0	0/0	0	24
Vereen	4	3	1	0	0/0	0/0	0	24
Bolden	2	2	0	0	0/0	0/0	0	12
Dennard	1	0	0	1	0/0	0/0	0	6
Gregory	1	0	0	1	0/0	0/0	0	6
Hightower	1	0	0	1	0/0	0/0	0	6
McCorty	1	0	0	1	0/0	0/0	0	6
Stallworth	1	0	1	0	0/0	0/0	0	6
Talib	1	0	0	1	0/0	0/0	0	6
Patriots	67	25	34	8	66/66	29/24	0	557
Opponents	38	10	27	1	38/38	21/24	0	331

2-Pt. Conversions: Patriots 0-1, Opponents: 0-0.

RUSHING	NO	YDS	AVG	LG	TD
Ridley	290	1263	4.4	41	12
Woodhead	76	301	4.0	19	4
Bolden	56	274	4.9	27	2
Vereen	62	251	4.0	16	3
Edelman	4	45	11.3	47	0
Brady	23	32	1.4	7	4
Welker	2	20	10.0	11	0
Hernandez	1	5	5.0	5	0
Hilliard TM	1	2	2.0	2	0
Mallett	8	-9	-1.1	2	0
Patriots	523	2184	4.2	41	25
Opponents	415	1630	3.9	31	10

RECEIVING	NO	YDS	AVG	LG	TD
Welker	118	1354	11.5	59	6
Lloyd	74	911	12.3	53	4
Gronkowski	55	790	14.4	41	11
Hernandez	51	483	9.5	31	5
Woodhead	40	446	11.2	25	3
Edelman	21	235	11.2	56	3
Branch	16	145	9.1	25	0
Vereen	8	149	18.6	83	1
Ridley	6	51	8.5	20	0
Hoomanwanui	5	109	21.8	41	0
Fells	4	85	21.3	35	0
Balden	2	11	5.5	11	0
Stallworth	1	63	63.0	63	1
Winslow	1	12	12.0	12	0
Patriots	402	4844	12.0	83	34
Opponents	269	4555	12.3	68	27

INTERCEPTIONS	NO	YDS	AVG	LG	TD
McCorty	5	53	10.6	34	0
Wilson	4	87	21.8	45	0
Dennard	3	95	31.7	87	1
Gregory	3	50	16.7	36	0
Talib TM	1	59	59.0	59	1
Chung	2	27	13.5	27	0
Cole	1	0	0.0	0	0
Mayo	1	0	0.0	0	0
Patriots	20	371	18.6	87	2
Opponents	9	112	12.4	63	0

PUNTING	NO	YDS	AVG	NET	TB	N	LG	BLK
Mesko	60	2585	43.1	37.9	6	28	62	1
Patriots	61	2585	42.4	37.9	6	28	62	1
Opponents	67	3372	50.3	41.6	4	23	66	0

PUNT RETURNS	NO	FC	YDS	AVG	LG	TD
Welker	25	7	243	9.7	31	0
Edelman	17	1	263	15.5	68	1
Patriots	42	8	506	12.0	68	1
Opponents	23	19	154	6.7	25	0

KICK RETURNS	NO	YDS	AVG	LG	TD
McCorty	27	654	24.2	104	1
Edelman	3	38	12.7	32	0
Welker	3	33	11.0	17	0
Slater	2	39	19.5	20	0
Woodhead	2	43	21.5	23	0
Gronkowski	1	0	0.0	0	0
Patriots	38	807	21.2	104	1
Opponents	60	1229	20.5	62	0

Sacks: Ninkovich 8.0, Jones 6.0, Hightower 4.0, Francis 3.0, Mayo 3.0, Scott 3.0, Wilfork 3.0, Cunningham 2.5, Love 1.5, Deaderick 1.0, Martin 1.0, Spikes 1.0.

Patriots 37.0, Opponents 27.0

PASSING	ATT	CMP	YARDS	CMP%	YDS/ATT	TD	TD%	INT	INT%	LG	SK/YDS	RATING
Brady	637	401	4827	63.0	7.58	34	5.3	8	1.3	83	27/182	98.7
Mallett	4	1	17	25.0	4.25	0	0.0	1	25.0	17	0/0	5.2
Patriots	641	402	4844	62.7	7.56	34	5.3	9	1.4	83	27/182	97.7
Opponents	594	369	4555	62.1	7.67	27	4.5	20	3.4	68	37/213	86.9



OFFENSIVE AND DEFENSIVE RANKINGS

YEAR	OFFENSE			DEFENSE		
	TOTAL	RUSH	PASS	TOTAL	RUSH	PASS
2012	427.9 (1)	136.5 (7)	291.3 (4)	373.3 (25)	101.9 (9)	271.4 (29)
2011	428.0 (2)	110.3 (20)	317.8 (2)	411.1 (31)	117.1 (17)	293.9 (31)
2010	363.8 (8)	123.3 (9)	240.4 (11)	366.5 (25)	108.0 (11)	258.5 (30)
2009	397.3 (3)	120.1 (12)	277.3 (3)	320.2 (11)	110.5 (13)	209.7 (12)
2008	365.4 (5)	142.2 (6)	223.1 (12)	309.0 (10)	107.6 (15)	201.4 (11)
2007	411.3 (1)	115.6 (13)	295.7 (1)	288.3 (4)	98.3 (10)	190.1 (6)
2006	335.6 (11)	123.1 (12)	212.5 (12)	294.4 (6)	94.2 (5)	200.2 (12)
2005	352.0 (7)	94.5 (24)	257.5 (2)	330.2 (26)	98.8 (8)	231.4 (31)
2004	357.6 (7)	133.4 (7)	224.3 (11)	310.58 (9)	98.3 (6)	212.5 (17)
2003	314.9 (17)	100.4 (27)	214.5 (9)	291.6 (7)	89.6 (4)	202.0 (15)
2002	317.8 (21)	94.3 (28)	223.6 (12)	336.1 (23)	137.4 (31)	198.7 (11)
2001	305.1 (19)	112.1 (13)	193.1 (22)	334.5 (24)	115.9 (19)	218.6 (24)
2000	285.7 (22)	86.9 (26)	198.8 (19)	334.6 (20)	114.4 (21)	220.1 (21)
1999	316.4 (18)	89.1 (23)	227.3 (10)	300.5 (8)	112.2 (20)	188.3 (7)
1998	321.3 (11)	92.5 (27)	228.8 (5)	323.9 (20)	96.7 (7)	227.2 (25)
1997	313.4 (15)	91.5 (26)	221.9 (7)	317.8 (19)	101.1 (5)	216.8 (23)
1996	335.6 (7)	91.8 (26)	243.8 (3)	331.6 (19)	93.9 (6)	237.7 (28)
1995	341.1 (12)	116.6 (10)	224.4 (15)	360.3 (28)	117.4 (22)	242.9 (25)
1994	361.0 (4)	83.3 (27)	277.8 (1)	325.4 (18)	110.0 (19)	215.4 (16)
1993	316.6 (12)	111.3 (13)	205.3 (12)	299.8 (13)	121.9 (22)	177.8 (4)
1992	224.0 (27)	96.6 (22)	127.1 (26)	315.5 (19)	121.9 (22)	193.6 (17)
1991	279.6 (22)	91.7 (18)	187.9 (16)	339.4 (26)	98.7 (9)	240.8 (27)
1990	260.2 (26)	87.4 (25)	172.8 (20)	356.1 (27)	167.3 (28)	188.8 (13)
1989	341.0 (8)	109.3 (19)	231.7 (6)	352.8 (23)	123.6 (17)	229.1 (23)
1988	268.3 (27)	132.5 (9)	135.8 (27)	292.6 (5)	131.2 (19)	161.4 (3)
1987	296.9 (23)	118.1 (20)	178.9 (24)	325.1 (11)	118.5 (14)	206.6 (15)
1986	332.9 (13)	85.8 (28)	247.1 (4)	323.8 (16)	137.7 (24)	186.1 (6)
1985	343.7 (9)	145.7 (6)	198.0 (14)	294.6 (7)	103.4 (6)	191.2 (9)
1984	328.9 (14)	127.0 (11)	201.9 (16)	318.7 (9)	117.8 (12)	200.8 (12)
1983	331.9 (13)	162.8 (5)	169.1 (25)	348.5 (20)	142.6 (21)	205.9 (17)
1982	292.6 (21)	149.7 (2)	142.9 (28)	312.0 (13)	143.2 (25)	168.8 (5)
1981	3351.4 (9)	127.5 (15)	223.9 (6)	364.2 (25)	184.4 (28)	179.8 (6)
1980	339.7 (10)	140.0 (7)	199.7 (12)	297.6 (8)	117.3 (11)	180.4 (7)
1979	341.9 (8)	140.8 (14)	201.1 (8)	270.2 (3)	110.6 (6)	159.6 (8)
1978	372.8 (1)	197.8 (1)	175.0 (9)	288.4 (9)	115.8 (4)	172.7 (21)
1977	307.9 (11)	164.5 (14)	143.4 (6)	259.99 (5)	114.6 (2)	145.2 (15)
1976	335.3 (8)	210.6 (2)	124.7 (20)	287.3 (11)	131.9 (8)	155.4 (16)
1975	305.9 (13)	131.8 (16)	174.1 (10)	318.9 (14)	158.6 (19)	160.3 (12)
1974	319.6 (6)	152.4 (6)	167.1 (8)	290.5 (13)	113.4 (4)	177.1 (22)
1973	274.5 (17)	115.1 (23)	159.4 (10)	299.1 (18)	203.6 (26)	95.6 (2)
1972	260.5 (21)	109.4 (22)	151.9 (15)	374.9 (26)	194.4 (26)	180.1 (4)
1971	254.0 (21)	119.2 (23)	134.8 (23)	290.9 (15)	137.0 (6)	153.9 (14)
1970	187.6 (26)	74.3 (26)	113.3 (26)	304.4 (23)	148.1 (26)	156.2 (10)



RECORDS



PATRIOTS ALL-TIME LEADERS

BOLD = player on current roster

ALL-TIME LEADING RUSHERS

(Based On Rushing Yardage)

NAME	YEARS	NO.	YDS	AVG	LG	TD
1. Sam Cunningham	1973-79, 81-82	1,385	5,453	3.9	75t	43
2. Jim Nance	1965-71	1,323	5,323	4.0	65	45
3. Tony Collins	1981-87	1,191	4,647	3.9	54	32
4. Curtis Martin	1995-97	958	3,799	4.0	70t	32
5. Kevin Faulk	1999-11	864	3,607	4.2	45t	16
6. Don Calhoun	1975-81	820	3,391	4.1	73	23
7. John Stephens	1988-92	891	3,249	3.6	52	17
8. Corey Dillon	2004-06	753	3,180	4.2	50	37
9. Larry Garron	1960-68	759	2,981	3.9	85	14
10. Antowain Smith	2001-03	721	2,781	3.9	44	21
11. Craig James	1984-88	585	2,469	4.2	73	11
12. Leonard Russell	1991-93	689	2,437	3.5	24	13
13. Laurence Maroney	2006-09	582	2,430	4.2	59t	21
14. Mosi Tatupu	1978-90	612	2,415	3.9	55	18
15. Carl Garrett	1969-72	537	2,235	4.2	80t	15
16. Steve Grogan	1975-90	445	2,176	4.9	41t	35
17. BenJarvus Green-Ellis	2008-11	510	2,064	4.0	33t	29
18. Andy Johnson	1974-76, 78-81	491	2,017	4.1	69t	13
19. Stevan Ridley	2011-12	377	1,704	4.5	41	13
20. Ron Burton	1960-65	429	1,536	3.6	59	9
21. Sammy Morris	2007-10	334	1,486	4.4	55	12
22. Horace Ivory	1977-81	329	1,336	4.1	52	14
23. Mack Herron	1973-75	353	1,298	3.7	53	9
24. Robert Perryman	1987-89	369	1,294	3.5	48	9
25. Danny Woodhead	2010-12	250	1,204	4.8	36t	10
26. Vagas Ferguson	1980-82	290	1,163	4.0	44	5
27. Robert Edwards	1998	291	1,115	3.8	53	9
28. Jim Crawford	1960-64	302	1,078	3.6	39t	5
29. Josh Ashton	1972-74	247	950	3.8	35	3
30. Vito "Babe" Parilli	1961-67	228	949	4.2	33t	15
31. Terry Allen	1999	254	896	3.5	22t	8
32. Jim Plunkett	1971-75	159	817	5.1	37	9
33. Tom Brady	2000-12	402	748	1.9	22	14
34. Mark van Eeghen	1982-83	177	744	4.2	17	2
35. Robert Weathers	1982-86	159	733	4.6	77	4
36. Marion Butts	1994	243	703	2.9	26	8
37. Jon Vaughn	1991-92	144	597	4.1	36	3
38. Billy Lott	1961-63	143	573	4.0	38	8
39. Reggie Dupard	1986-89	186	571	3.1	49	6
40. John Tarver	1972-74	155	554	3.6	28	7
41. Drew Bledsoe	1993-2001	270	553	2.0	25	2
42. J.R. Redmond	2000-02	164	527	3.2	20	1
43. Patrick Pass	2000-06	128	526	4.1	31	3
44. Tony Eason	1983-89	126	474	3.8	26	6
45. Heath Evans	2005-08	123	453	3.7	21	2
46. J.D. Garrett	1964-67	116	434	3.7	58	3
47. David Meggett	1995-97	120	432	3.6	25	3
48. Fred Taylor	2009-10	106	424	4.0	24	4
49. Tom Yewcic	1961-66	72	424	5.9	46	4
50. Al Miller	1960	101	416	4.1	33	1

100-Yard Rushing Games

Career

1. Nance, J. 17
2. Martin, C. 14

Season

1. Martin, C. 9 (1995)
2. Dillon, C. 8 (2004)
- Nance, J. 8 (1966)

Consecutive Games

1. Martin, C. 5 (11/26/95-12/23/95)
2. Nance, J. 4 (11/13/66-12/11/66)
- Calhoun, D. 4 (11/14/76-12/5/76)

Top 10s

By Rushing Attempts

NAME	ATT.
1. Cunningham, S.	1,385
2. Nance, J.	1,323
3. Collins, T.	1,191
4. Martin, C.	958
5. Stephens, J.	891
6. Faulk, K.	864
7. Calhoun, D.	820
8. Garron, L.	759
9. Dillon, C.	753
10. Smith, A.	721

By Rushing TDs

NAME	TDs
1. Nance, J.	45
2. Cunningham, S.	43
3. Dillon, C.	37
4. Grogan, S.	35
5. Martin, C.	32
Collins, T.	32
7. Green-Ellis, B.	29
8. Calhoun, D.	23
9. Smith, A.	21
Maroney, L.	21

By Rushing Average

(Minimum 450 Carries)

NAME	AVG.
1. Dillon, C.	4.2
Garrett, C.	4.2
James, C.	4.2
Faulk, K.	4.2
Maroney, L.	4.2
6. Calhoun, D.	4.1
Johnson, A.	4.1
8. Green-Ellis, B.	4.0
Nance, J.	4.0
Martin, C.	4.0
11. Collins, T.	3.9
Cunningham, S.	3.9
Garron, L.	3.9
Smith, Antowain.	3.9
Tatupu, M.	3.9

Records



PATRIOTS ALL-TIME LEADERS

ALL-TIME LEADING RECEIVERS

(Based On Number Of Receptions)

NAME	YEARS	NO.	YDS	AVG	LG	TD
2. Wes Welker, WR	2007-12	672	7,459	11.1	99t	37
1. Troy Brown, WR	1993-07	557	6,366	11.4	82t	31
3. Stanley Morgan, WR	1977-89	534	10,352	19.4	76t	67
4. Ben Coates, TE	1991-99	490	5,471	11.2	84t	50
5. Kevin Faulk, RB	1999-11	431	3,701	8.6	52t	15
6. Irving Fryar, WR	1984-92	363	5,726	15.8	80t	38
7. Terry Glenn, WR	1996-01	329	4,669	14.2	86t	22
8. Deion Branch, WR	2002-05, 2010-12	328	4,287	13.1	79t	24
9. Gino Cappelletti, WR	1960-70	292	4,589	15.7	63t	42
10. Jim Colclough, WR	1960-68	283	5,001	17.7	78t	39
Tony Collins, RB	1981-87	261	2,356	9.0	49	12
12. Randy Moss, WR	2007-10	259	3,904	15.1	76t	50
13. Vincent Brisby, WR	1993-99	217	3,142	14.5	72	14
14. Sam Cunningham, RB	1973-79, 81-82	210	1,905	9.1	41	6
Marv Cook, TE	1989-93	210	1,843	8.8	49	11
16. Russ Francis, TE	1975-80, 87-88	207	3,157	15.3	53	28
17. Art Graham, WR	1963-68	199	3,107	15.6	80t	20
18. Cedric Jones, WR	1982-90	191	2,703	14.2	65t	16
19. Rob Gronkowski, TE	2010-12	187	2,663	14.0	52t	38
20. Larry Garron, RB	1960-68	185	2,502	13.5	76t	25
21. Shawn Jefferson, WR	1996-99	178	3,081	17.3	76	14
22. Randy Vataha, WR	1971-76	178	3,055	17.2	88t	23
23. Aaron Hernandez, TE	2010-12	175	1,956	11.2	46	18
24. Michael Timponson, WR	1989-94	172	2,472	14.4	60t	8
24. Benjamin Watson, TE	2004-09	167	2,102	12.6	40	20
25. David Patten, WR	2001-04	165	2,513	15.2	91t	16
26. Andy Johnson, RB	1974-76, 78-81	161	1,807	11.2	53	9
28. David Givens, WR	2002-05	158	2,214	14.0	57	12
29. Harold Jackson, WR	1978-81, 87	156	3,162	20.3	59	18
30. Jim Whalen, TE	1965-69	153	2,487	16.3	87t	17
31. Jim Nance, RB	1965-71	129	844	6.5	45	1
32. Reggie Rucker, WR	1971-74	126	1,884	15.0	69t	10
33. Greg McMurtry, WR	1990-93	120	1,519	12.7	65t	4
34. Daniel Graham, TE	2002-06	120	1,393	11.6	48	17
35. Derrick Ramsey, TE	1983-85	118	1,412	12.0	39	14
36. Lin Dawson, TE	1981-90	117	1,233	10.5	42	8
Curtis Martin, RB	1995-97	117	890	7.6	41	5
38. Stephen Starring, WR	1983-87	112	1,865	16.7	76t	11
39. Ron Burton, RB	1960-65	111	1,205	10.9	73t	8
40. Darryl Stingley, WR	1973-77	110	1,883	17.1	68	14
Tony Romeo, TE	1962-67	110	1,724	15.7	62	10
42. Carl Garrett, RB	1969-72	107	1,158	10.8	80t	3
43. David Meggett, RB	1995-97	104	829	8.0	49t	1
Sam Gash, FB	1992-97	104	826	7.9	30	6
45. John Stephens, RB	1988-92	100	781	7.8	43	1
46. Don Hasselbeck, TE	1977-83	99	1,444	14.6	51	15
47. Kevin Turner, RB	1992-94	98	856	8.7	32	6
48. Mosi Tatupu, RB	1978-90	96	843	8.8	41	2
49. Danny Woodhead, RB	2010-12	92	991	10.8	50	4
50. Jabar Gaffney, WR	2006-08	85	1,059	12.5	56t	8

Top 10s

By Receiving YDs

NAME	YDS
1. Morgan, WR.....	10,352
2. Welker, WR.....	7,459
3. Brown, WR.....	6,366
4. Fryar, WR.....	5,726
5. Coates, TE.....	5,471
6. Colclough, WR.....	5,001
7. Glenn, WR.....	4,669
8. Cappelletti, WR.....	4,589
9. Branch, WR.....	4,287
10. Moss, WR.....	3,904

By Receiving TDs

NAME	TDs
1. Morgan, WR.....	67
2. Coates, TE.....	50
Moss, WR.....	50
4. Cappelletti, WR.....	42
5. Colclough, WR.....	39
6. Fryar, WR.....	38
Gronkowski, TE.....	38
8. Welker, WR.....	37
9. Brown, WR.....	31
10. Francis, TE.....	28

By Receiving YDs Avg.

(Minimum 150 Catches)

NAME	AVG.
1. Jackson, WR.....	20.3
2. Morgan, WR.....	19.4
3. Colclough, WR.....	17.7
4. Jefferson, WR.....	17.3
5. Vataha, WR.....	17.2
6. Whalen, TE.....	16.3
7. Fryar, WR.....	15.8
8. Cappelletti, WR.....	15.7
9. Graham, WR.....	15.6
10. Francis, TE.....	15.3

100-Yard Receiving Games

Career

1. Morgan, S.	38
2. Welker, W.	28
3. Moss, R.	18
4. Brown, T.	13
Glenn, T.	13

Season

1. Moss, R.	9 (2007)
Morgan, S.	9 (1986)
2. Welker, W.	8 (2011)
3. Welker, W.	6 (2009)

Consecutive Games

Moss, R.	4 (9/9/07-10/1/07)
----------	--------------------



PATRIOTS ALL-TIME LEADERS

ALL-TIME LEADING PASSERS

(Based On Passing Yardage)

NAME	YEARS	ATT	CMP	YARDS	PCT	TD	INT	RTG
1. Tom Brady	2000-12	5,958	3,798	44,806	63.7	334	123	96.6
2. Drew Bledsoe	1993-01	4,518	2,544	29,657	56.3	166	138	75.9
3. Steve Grogan	1975-90	3,593	1,879	26,886	52.3	182	208	69.6
4. Vito "Babe" Parilli	1961-67	2,412	1,140	16,747	47.3	132	138	64.8
5. Tony Eason	1983-89	1,500	876	10,732	58.4	60	48	80.6
6. Jim Plunkett	1971-75	1,503	729	9,932	48.5	62	87	59.7
7. Hugh Millen	1991-92	612	370	4,276	60.5	17	28	71.8
9. Matt Cassel	2005-08	555	349	3,946	62.9	23	13	88.2
10. Mike Taliaferro	1968-70	680	305	3,920	44.9	27	44	49.8
11. Ed "Butch" Songin	1960-61	604	285	3,905	47.2	36	24	71.7
11. Matt Cavanaugh	1978-82	385	206	3,018	53.5	19	23	70.9
12. Marc Wilson	1989-90	415	214	2,631	51.6	9	16	62.6
13. Doug Flutie	1987-89,05	305	148	1,871	48.5	11	14	61.0
14. Tommy Hodson	1990-92	315	171	1,809	54.3	7	11	64.1
15. Tom Yewcic	1961-66	206	87	1,374	42.2	12	12	60.2
16. Scott Zolak	1992-98	244	124	1,314	50.8	8	7	65.8
17. Tom Sherman	1968-69	226	90	1,199	39.8	12	16	45.6
18. Joe Kapp	1970	219	98	1,104	44.7	3	17	32.6
19. Tom Ramsey	1985-88	164	84	1,005	51.2	6	9	59.6
20. Scott Secules	1993	134	75	918	56.0	2	9	54.3
21. Tom Owen	1976-81	114	58	655	50.9	3	9	44.3
22. Don Trull	1967	81	27	442	33.3	1	7	20.7
23. Brian Dowling	1972-73	54	29	383	53.7	2	1	81.0
24. Brian Hoyer	2009-11	43	27	286	62.8	1	1	80.2
25. Ed Wilson	1965	46	20	257	43.5	1	3	41.7
26. Tom Greene	1960	63	27	251	42.9	1	6	20.1
27. Neil Graff	1974-75	36	19	241	52.8	2	3	57.8
28. Jeff Carlson	1992	49	18	232	36.7	1	3	33.7
29. Andy Johnson	1974-76,78-81	13	7	194	53.8	4	1	106.6
30. Bob Bleier	1987	39	14	181	35.9	1	1	49.2
31. Richard Christy	1960	11	6	94	54.5	2	2	83.1
32. John Huarte	1966-67	20	8	88	40.0	0	2	14.2
Rohan Davey	2002-04	19	8	88	42.1	0	0	56.5
34. Mike Kerrigan	1983-84	15	7	85	46.7	0	1	32.5
35. Michael Bishop	1999-00	9	3	80	33.3	1	1	64.4
36. Dick Shiner	1973-74	10	5	68	50.0	0	1	32.5
37. John Friesz	1999-00	21	11	66	52.4	0	1	39.0
38. David Patten	2001-04	3	1	60	33.3	1	1	81.9
39. Don Westbrook	1977-81	2	2	52	100.0	0	0	118.8
40. Bob Gladioux	1969-72	3	1	48	33.3	0	1	42.4
41. Harvey White	1960	7	3	44	42.9	0	0	64.0
42. Larry Garron	1960-68	6	1	39	16.7	0	0	54.2
43. Harold Jackson	1978-81,87	4	2	35	50.0	0	0	80.2
David Meggett	1995-97	3	1	35	33.3	1	0	118.1
45. Jim Corcoran	1968	7	3	33	42.9	0	2	17.9
46. Kim Hammond	1969-70	6	2	31	33.3	0	0	51.4
47. Mosi Tatupu	1978-90	2	2	30	100.0	1	0	158.3
48. Vinny Testaverde	2006	3	2	29	66.7	1	0	137.5
49. Jim Crawford	1960-64	2	2	27	100.0	0	0	118.8
Gino Cappelletti	1960-70	1	1	27	100.0	1	0	158.3

Top 10 By Passer Rating

(Minimum 200 Attempts)

NAME	RATING
1. Brady T.	96.6
2. Cassel, M.	88.2
3. Eason, T.	80.6
4. Bledsoe, D.	75.9
5. Millen, H.	71.8
6. Songin, B.	71.7
7. Cavanaugh, M.	70.9
8. Grogan, S.	69.6
9. Zolak, S.	65.8
10. Parilli, V.	64.8

300-Yard Passing Games

Career

NAME	NO.
1. Brady, T.	53
2. Bledsoe, D.	26
3. Grogan, S.	12

Season

NAME	NO.
1. Brady, T.	11 (2011)
2. Brady, T.	8 (2007)
Brady, T.	8 (2012)
3. Brady, T.	7 (2009)
Bledsoe, D.	7 (1994)

Consecutive Games

5 Brady, T. (10/18/09-11/22/09)

Top 10s

By Passing Attempts

NAME	ATT
1. Brady T.	5,958
2. Bledsoe, D.	4,518
3. Grogan, S.	3,593
4. Parilli, V.	2,412
5. Plunkett, J.	1,503
6. Eason, T.	1,500
7. Taliaferro, M.	680
8. Millen, H.	612
9. Songin, B.	604
10. Cassel, M.	555

By Passing Comp.

NAME	CMP
1. Brady, T.	3,798
2. Bledsoe, D.	2,544
3. Grogan, S.	1,879
4. Parilli, V.	1,140
5. Eason, T.	876
6. Plunkett, J.	729
7. Millen, H.	370
8. Cassel, M.	349
9. Taliaferro, M.	305
10. Songin, B.	285

By Passing TDs

NAME	TDs
1. Brady, T.	334
2. Grogan, S.	182
3. Bledsoe, D.	166
4. Parilli, V.	132
5. Plunkett, J.	62
6. Eason, T.	60
7. Songin, B.	36
8. Taliaferro, M.	27
9. Cassel, M.	23
10. Cavanaugh, M.	19

By Interceptions

NAME	INT.
1. Grogan, S.	208
2. Bledsoe, D.	138
Parilli, V.	138
4. Brady, T.	123
5. Plunkett, J.	87
6. Eason, T.	48
7. Taliaferro, M.	44
8. Millen, H.	28
9. Songin, B.	24
10. Cavanaugh, M.	23

By Completion %

(Minimum 200 Attempts)

NAME	%
1. Brady, T.	63.8
2. Cassel, M.	62.9
3. Millen, H.	60.5
4. Eason, T.	58.4
5. Bledsoe, D.	56.3
6. Hodson, T.	54.3
7. Cavanaugh, M.	53.5
8. Grogan, S.	52.3
9. Wilson, M.	51.6
10. Zolak, S.	50.8



PATRIOTS ALL-TIME LEADERS

ALL-TIME LEADING SCORERS

(Based On Total Points)

NAME	YEARS	TD	TD RUN	TD PA	TD RT	TWO PT	FG	PAT	TP
1. Adam Vinatieri	1996-2005	0	0	0	0	1	263	367	1,158
2. Gino Cappelletti	1960-70	42	0	42	0	4	176	342	1,130
3. Stephen Gostkowski	2006-12	0	0	0	0	0	170	355	865
4. John Smith	1974-83	0	0	0	0	0	128	308	692
5. Tony Franklin	1984-87	0	0	0	0	0	93	163	442
6. Stanley Morgan	1977-89	68	0	67	1	0	0	0	408
7. Ben Coates	1991-99	50	0	50	0	1	0	0	302
8. Randy Moss	2007-09	50	0	50	0	0	0	0	302
9. Sam Cunningham	1973-79,81-82	49	43	6	0	0	0	0	294
10. Jim Nance	1965-71	46	45	1	0	0	0	0	276
11. Tony Collins	1981-87	44	32	12	0	0	0	0	264
12. Irving Fryar	1984-92	42	1	38	3	0	0	0	252
Larry Garron	1960-68	42	14	26	2	0	0	0	252
14. Matt Bahr	1993-95	0	0	0	0	0	55	73	238
Jim Colclough	1960-68	39	0	39	0	2	0	0	238
16. Corey Dillon	2004-06	39	37	2	0	1	0	0	236
17. Rob Gronkowski	2010-12	39	1	38	0	0	0	0	234
18. Curtis Martin	1995-97	37	32	5	0	2	0	0	226
19. Wes Welker	2007-12	37	0	37	0	1	0	0	225
20. Steve Grogan	1975-90	36	35	0	1	0	0	0	216
21. Jason Staurovsky	1988-91	0	0	0	0	0	50	57	207
22. Troy Brown	1993-07	34	0	31	3	1	0	0	206
23. Kevin Faulk	1999-11	33	16	15	2	1	0	0	200
24. BenJarvus Green-Ellis	2008-11	29	0	29	0	0	0	0	174
25. Russ Francis	1975-80,87-88	28	0	28	0	0	0	0	168
26. Don Calhoun	1975-81	25	23	2	0	0	0	0	150
27. Antowain Smith	2001-03	24	21	3	0	1	0	0	146
28. Deion Branch	2002-05, 2010-12	24	0	24	0	0	0	0	144
Randy Vataha	1971-76	24	0	23	1	0	0	0	144
30. Laurence Maroney	2006-2009	22	21	1	0	1	0	0	134
31. Terry Glenn	1996-2001	22	0	22	0	0	0	0	132
Andy Johnson	1974-76,78-81	22	13	9	0	0	0	0	132
Mosi Tatupu	1978-90	21	18	2	1	0	0	0	126
Benjamin Watson	2004-09	20	0	20	0	0	0	0	120
Art Graham	1963-68	20	0	20	0	0	0	0	120
36. Ron Burton	1960-65	19	9	8	2	0	0	0	114
John Stephens	1988-92	19	17	1	1	0	0	0	114
38. Aaron Hernandez	2010-12	18	0	18	0	0	0	0	108
Carl Garrett	1969-72	18	15	3	0	0	0	0	108
Harold Jackson	1978-81,87	18	0	18	0	0	0	0	108
Cedric Jones	1982-90	18	0	16	2	0	0	0	108
42. Charlie Gogolak	1970-72	0	0	0	0	0	20	42	102
Daniel Graham	2002-06	17	0	17	0	0	0	0	102
Horace Ivory	1977-81	17	14	2	1	0	0	0	102
David Patten	2001-04	17	1	16	0	0	0	0	102
46. Jim Whalen	1965-69	17	0	17	0	0	0	0	102
47. Mack Herron	1973-75	16	9	6	1	0	0	0	96
Darryl Stingley	1973-77	16	2	14	0	0	0	0	96
49. Vito "Babe" Parilli	1961-67	15	15	0	0	1	0	0	92
50. Don Hasselbeck	1977-83	15	0	15	0	0	0	0	90
Billy Lott	1961-63	15	7	8	0	0	0	0	90

Top 10s

By Touchdowns

Name	TDs
1. Morgan, S.....	68
2. Coates, B.....	50
Moss, R.....	50
4. Cunningham, S.....	49
5. Nance, J.....	46
6. Collins, T.....	44
7. Cappelletti, G.....	42
Fryar, I.....	42
Garron, L.....	42
10. Colclough, J.....	39
Dillon, C.....	39
Gronkowski.....	39

By Field Goal Att.

Name	FGA
1. Cappelletti, G.....	333
2. Vinatieri, A.....	321
3. Gostkowski, S.....	202
4. Smith, J.....	191
5. Franklin, T.....	125
6. Bahr, M.....	72
7. Staurovsky, J.....	69
8. Gogolak, C.....	36
9. Baumann, C.....	27
10. Sisson, S.....	26

By Field Goals Made

Name	FGs
1. Vinatieri, A.....	263
2. Cappelletti, G.....	176
3. Gostkowski, S.....	170
4. Smith, J.....	128
5. Franklin, T.....	93
6. Bahr, M.....	55
7. Staurovsky, J.....	50
8. Gogolak, C.....	20
9. Baumann, C.....	18
10. Davis, G.....	16

By PATs Attempted

Name	No.
1. Vinatieri, A.....	374
2. Cappelletti, G.....	353
3. Gostkowski, S.....	356
4. Smith, J.....	323
5. Franklin, T.....	166
6. Bahr, M.....	73
7. Staurovsky, J.....	59
8. Gogolak, C.....	42
9. Graham, S.....	37
10. Baumann, C.....	34

By PATs Made

Name	PATs
1. Vinatieri, A.....	367
2. Gostkowski, S.....	355
3. Cappelletti, G.....	342
4. Smith, J.....	308
5. Franklin, T.....	163
6. Bahr, M.....	73
7. Staurovsky, J.....	57
8. Gogolak, C.....	42
9. Graham, S.....	35
10. Baumann, C.....	31

Records



PATRIOTS ALL-TIME LEADERS

ALL-TIME LEADING INTERCEPTORS

By Interceptions

NAME	YEARS	NO	YDS	AVG	LG	TD
1. Raymond Clayborn	1977-89	36	555	15.4	85	1
Ty Law	1995-04	36	583	16.2	65t	6
3. Ron Hall	1961-67	29	476	16.4	87	1
Roland James	1982-91	29	383	13.2	46	0
Fred Marion	1980-90	29	457	15.8	83	1
6. Mike Haynes	1976-82	28	393	14.0	50	1
7. Maurice Hurst	1989-95	27	263	9.7	36	1
8. Nick Buoniconti	1962-68	24	223	9.3	41	0
Ronnie Lippett	1984-91	24	420	17.5	73	2
10. Asante Samuel	2003-07	22	313	14.2	55t	3
11. Don Webb	1961-70	21	366	17.4	59	2
12. Lawyer Milloy	1996-02	19	123	6.5	30t	1
13. Ron Bolton	1972-75	18	116	6.4	56	0
14. Tim Fox	1976-81	17	215	12.6	29	0
Steve Nelson	1974-87	17	226	13.3	37	0
16. Tom Addison	1960-67	16	103	6.4	17	1
Rick Sanford	1979-84	16	198	12.4	99t	1
18. Prentice McCray	1974-80	15	352	23.5	63t	2
Ross O'Hanley	1960-65	15	288	19.2	61	1
Chuck Shonta	1960-67	15	261	17.4	52	0
21. Devin McCourty	2010-12	14	201	14.4	50	0
22. Willie Clay	1996-98	13	178	13.7	53t	1
23. Tedy Bruschi	1996-08	12	187	15.6	48t	4
Dick Felt	1962-66	12	199	16.6	35	0
Brandon Meriweather	2007-10	12	213	17.8	56	1
Mike Vrabel	2001-08	11	73	6.6	24t	1
27. Vincent Brown	1988-95	10	95	9.5	49t	1
Larry Carwell	1969-72	10	186	18.6	53t	1
Bob Howard	1975-77	10	90	9.0	44t	1
Leroy Mitchell	1967-68	10	50	5.0	20	0
Otis Smith	1996,2000-02	10	278	27.8	78t	2
Eugene Wilson	2003-07	10	74	7.4	14	1
33. Ellis Hobbs	2005-08	9	87	9.7	70	0
Ed Philpott	1967-71	9	91	10.1	23	0
35. Kyle Arrington	2009-12	8	128	16.0	36t	1
Fred Bruney	1960-62	8	125	15.6	33t	1
Rodney Harrison	2003-08	8	16	2.3	12	0
Tom Hennessey	1965-66	8	113	14.1	33	0
James Sanders	2005-10	8	172	21.5	42	2
40. Terrell Buckley	2001-02	7	126	18.0	52t	1
Patrick Chung	2009-12	7	125	17.9	51t	1
Jerome Henderson	1991-93,96	7	52	7.4	34	0
Sam Hunt	1975-79	7	189	27.0	68t	1
Tyrone Poole	2003-05	7	102	14.6	44	0
Johnny Rember	1983-92	7	70	10.0	37	0
Bob Suci	1963	7	277	39.6	98t	2
Clyde Washington	1961-61	7	58	8.3	33	0
48. John Charles	1967-69	6	110	18.3	35t	1
Lawrence McGrew	1980-89	6	49	8.2	27	0
Rod McSwain	1984-90	6	89	14.8	42	0
Ricky Reynolds	1994-96	6	24	4.0	11	0
John Sanders	1974-76	6	75	12.5	23t	1

Top 10s

By Int. Return YDs

NAME	NO.
1. Law, T.....	583
2. Clayborn, R.....	555
3. Hall, R.....	476
4. Marion, F.....	457
5. Lippett, R.....	420
6. Haynes, M.....	393
7. James, R.....	383
8. Webb, D.....	366
9. McCray, P.....	352
10. Samuel, A.....	313

By Touchdowns

1. Law, T.....	6
2. Bruschi, T.....	4
3. Samuel, A.....	3
4. Lippett, R.....	2
McCray, P.....	2
McGinest, W.....	2
Sanders, J.....	2
Smith, O.....	2
Suci, B.....	2
Webb, D.....	2
Charles, J.....	2



PATRIOTS ALL-TIME LEADERS

ALL-TIME LEADING PUNTERS

By Yardage

NAME	YEARS	NO	YARDS	AVG	LG	BLK
1. Rich Camarillo	1981-87	468	19,922	42.6	76	4
2. Tom Yewcic	1961-66	377	14,553	38.6	70	9
3. Tom Janik	1969-71	243	9,516	39.2	58	1
4. Mike Patrick	1975-78	222	8,481	37.7	64	3
5. Tom Tupa	1996-98	215	9,602	44.7	73	1
6. Ken Walter	2001-03,06	211	8,141	38.6	58	2
7. Lee Johnson	1999-01	203	8,578	42.3	76	1
8. Josh Miller	2004-06	175	7,682	43.6	69	1
9. Zoltan Mesko	2010-12	175	7,738	44.2	65	1
10. Shawn McCarthy	1991-92	169	6,862	40.7	93	2
11. Jeff Feagles	1988-89	154	5,874	38.1	74	1
12. Chris Hanson	2007-09	149	6,185	41.5	70	2
13. Terry Swanson	1967-68	127	5,081	40.0	62	2
14. Pat O'Neill	1994-95	110	4,355	39.6	57	0
15. Bruce Barnes	1973-74	100	3,738	37.4	53	0
16. Brian Hansen	1990	90	3,752	41.7	69	2
17. Eddie Hare	1979	83	3,038	36.6	58	1

By Punt Avg.

(Minimum 50 Punts)

NAME	AVG.
1. Tupa, T.....	44.7
2. Mesko, Z.....	44.2
3. Miller, J.....	43.6
4. Camarillo, R.....	42.6
5. Saxon, M.....	42.4
6. Johnson, L.....	42.3
7. Hansen, B.....	41.7
8. Hanson, C.....	41.5
9. McCarthy, S.....	40.6
10. Swanson, T.....	40.0

ALL-TIME LEADING PUNT RETURNERS

(Based on Return Yardage)

NAME	YEARS	NO.	FC	YDS.	AVG	LG	TD
1. Troy Brown	1993-07	252	116	2,625	10.4	85t	3
2. Irving Fryar	1984-92	206	71	2,055	10.0	85t	3
3. David Meggett	1995-97	142	34	1,438	10.1	60t	1
4. Wes Welker	2007-12	113	49	1,185	10.5	69	0
5. Mike Haynes	1976-82	111	8	1,159	10.4	89t	2
6. Stanley Morgan	1977-89	92	32	960	10.4	80t	1
7. Julian Edelman	2009-12	72	15	943	13.1	94t	3
6. Kevin Faulk	1999-11	101	53	943	9.3	43	0
9. Mack Herron	1973-75	74	14	888	12.0	66	0
10. Ricky Smith	1982-84	54	20	537	9.9	55	0
11. Carl Garrett	1969-72	43	2	487	11.3	62	0
12. Roland James	1980-90	42	8	400	9.5	75t	1
13. Ron Burton	1960-65	56	NA	389	6.9	62	0
14. Tim Dwight	2005	32	13	273	8.5	29	0
15. Bob Suci	1963	25	NA	233	9.3	22	0
16. Ronnie Harris	1993-94	26	4	227	8.7	21	0
Walter Stanley	1992	28	17	227	8.1	50	0
18. Jerome Henderson	1991-96	27	10	201	7.4	39	0
19. Billy Johnson	1966-68	23	9	195	8.5	52	0
20. Ray Crittenden	1993-94	21	7	192	9.1	30	0
21. Chris Canty	1997-98	16	7	170	10.6	36	0
22. Sammy Martin	1988-91	20	2	165	8.3	28	0
23. Tom Stephens	1960-64	19	NA	151	7.9	26	0
24. Joe Bellino	1965-67	19	8	148	7.8	18	0
Fred Bruney	1960-62	30	NA	148	4.9	11	0

Top 10s

By Punt Returns

NAME	NO.
1. Brown, T.....	252
2. Fryar, I.....	206
3. Meggett, D.....	142
4. Welker, W.....	113
5. Haynes, M.....	111
6. Faulk, K.....	101
7. Morgan, S.....	92
8. Herron, M.....	74
9. Edelman, J.....	72
10. Burton, R.....	56

By Return Avg.

(Minimum 20 Ret.)

Name	Avg.
1. Edelman, J.....	13.1
2. Herron, M.....	12.0
3. Garrett, C.....	11.3
4. Welker, W.....	10.6
Brown, T.....	10.4
Haynes, M.....	10.4
Morgan, S.....	10.4
8. Meggett, D.....	10.1
9. Fryar, I.....	10.0
10. Smith, R.....	9.9



PATRIOTS ALL-TIME LEADERS

ALL-TIME LEADING KICKOFF RETURNERS

(Based on Return Yardage)

NAME	YEARS	NO	YDS	AVG	LG	TD
1. Kevin Faulk	1999-11	181	4,098	22.6	95	2
2. Ellis Hobbs	2005-08	105	2,913	27.7	108t	3
3. David Meggett	1995-97	105	2,561	24.4	62	0
4. Bethel Johnson	2003-05	102	2,557	25.1	93t	2
5. Larry Garron	1960-68	89	2,299	25.8	95	2
6. Stephen Starring	1983-87	107	2,259	21.1	53	0
7. Carl Garrett	1969-72	92	2,251	24.5	63	0
8. Sammy Martin	1988-91	88	2,012	22.9	95t	1
9. Troy Brown	1993-07	87	1,862	21.4	54	0
10. Mack Herron	1973-75	71	1,796	25.3	92t	1
11. Raymond Clayborn	1977-89	57	1,538	27.0	101t	3
12. Ricky Smith	1982-84	67	1,505	22.5	98t	1
13. Derrick Cullors	1997-98	60	1,471	24.5	86t	1
14. Jay Cunningham	1965-67	64	1,372	21.4	45	0
15. Tony Collins	1981-87	65	1,335	20.5	46	0
16. Jon Vaughn	1991-92	54	1,281	23.7	100t	2
17. Horace Ivory	1977-81	45	1,191	26.5	98t	1
18. Brandon Tate	2009-10	45	1,163	25.8	103t	2
19. Ron Burton	1960-65	46	1,119	24.3	91t	1
20. J.D. Garrett	1964-67	48	1,054	22.0	42	0
21. Laurence Maroney	2006-09	41	1,062	25.9	77	0
22. Ray Crittenden	1993-94	47	938	20.0	44	0
23. Joe Bellino	1965-67	43	905	21.0	43	0
24. Allen Carter	1975-76	33	898	27.2	99t	1
25. Deion McCourty	2002-05, 2010-12	36	863	24.0	63	0
26. Marvin Allen	1988-91	43	844	19.6	34	0
27. Allan Clark	1979-80	40	837	20.9	38	0
28. Willie Porter	1968-68	36	812	22.6	61	0
29. Patrick Pass	2000-06	36	745	20.7	36	0
30. Devin McCourty	2010-12	28	678	24.2	104t	1
31. Dick Christy	1960	24	617	25.7	NA	0
32. Odell Lawson	1970-71	27	593	22.0	52	0
33. Andy Johnson	1974-81	28	544	19.4	41	0
34. Matthew Slater	2008-12	28	531	19.0	35	0
35. Walter Stanley	1992	29	529	18.2	40	0
35. Julian Edelman	2009-12	23	525	22.8	37	0
37. Irving Fryar	1984-92	26	495	19.0	47	0
38. Jess Phillips	1976-77	20	490	24.5	71	0
39. Jon Williams	1984	23	461	20.0	29	0
40. Billy Johnson	1966-68	24	453	18.9	36	0
41. Danny Woodhead	2010-12	22	480	21.8	37	0
42. Leroy Thompson	1994	18	376	20.9	30	0
43. Reggie Rucker	1971-74	15	375	25.0	43	0
44. Bob Suci	1963	17	360	21.2	35	0
45. Curtis Jackson	2000-01	15	353	23.5	47	0
46. Ron Gardin	1971	14	321	22.9	34	0
47. Chris Canty	1997-98	15	313	20.9	63	0
48. Josh Ashton	1972-74	15	309	20.6	31	0
49. Don Westbrook	1977-81	19	290	15.3	33	0
50. Sid Blanks	1969-70	13	283	21.8	29	0

Top 10s

By Kickoff Returns

NAME	NO.
1. Faulk, K.....	181
2. Starring, S.....	107
3. Hobbs, E.....	105
Meggett, D.....	105
5. Johnson, B.....	102
6. Garrett, C.....	92
7. Garron, L.....	89
8. Martin, S.....	88
9. Brown, T.....	87
10. Herron, M.....	71

By Kickoff Return Avg.

(Minimum 20 Ret.)

NAME	AVG.
1. Hobbs, E.....	27.7
2. Carter, A.....	27.2
3. Clayborn, R.....	27.0
4. Ivory, H.....	26.5
5. Maroney, L.....	25.9
6. Garron, L.....	25.8
Tate, B.....	25.8
8. Christy, D.....	25.7
9. Herron, M.....	25.3
10. McCourty, D.....	24.2

Records



PATRIOTS LONGEST PLAYS

RUSHING

PLAYER	YDS	OPP.	DATE
1. Larry Garrison	85t	vs BUF	10/22/61
2. Carl Garrett	80t	vs MIA	11/09/69
3. Robert Weathers	77	vs BAL (Colts)	09/04/83
Ron Burton	77	at DEN	10/23/60
5. Sam Cunningham	75t	at BUF	10/20/74
6. Craig James	73	vs STL (Cards)	12/02/84

PASSING

PLAYER	YDS	OPP.	DATE
1. T. Brady to W. Welker	99t	at MIA	09/12/11
2. T. Brady to D. Patten	91t	at IND	10/21/01
3. T. Eason to C. James	90t	at CHI	09/15/85
4. J. Plunkett to R. Vataha	88t	at BAL (Colts)	12/19/71
5. T. Sherman to J. Whalen	87t	at NYJ	10/27/68
6. D. Bledsoe to T. Glenn	86t	at PIT	12/06/98
7. T. Brady to S. Vereen	83t	at NYJ	11/22/12

KICKOFF RETURNS

PLAYER	YDS	OPP.	DATE
1. Ellis Hobbs	108t	at NYJ	09/09/07
2. Brandon Tate	103t	at MIA	10/04/10
3. Raymond Clayborn	101t	at BAL (Colts)	12/18/77
4. Raymond Clayborn	100t	at NYJ	10/02/77
Jon Vaughn	100t	at CIN	12/20/92
6. Allan Carter	99t	at BAL (Colts)	12/21/75
Jon Vaughn	99t	at PHX	09/29/91
8. Ricky Smith	98t	vs NYJ	09/19/82
Horace Ivory	98t	at BAL (Colts)	10/19/80
10. Ellis Hobbs	95t	at OAK	12/14/08
Kevin Faulk	95	vs NYJ	11/15/99
Sammy Martin	95t	at IND	11/27/88
Larry Garrison	95t	at BUF	11/03/62

PUNT RETURNS

PLAYER	YDS	OPP.	DATE
1. Julian Edelman	94t	vs MIA	01/02/11
2. Mike Haynes	89t	vs BUF	11/07/76
3. Troy Brown	85t	vs CLV	12/09/01
Irving Fryar	85t	at BUF	09/22/85
5. Stanley Morgan	80t	vs BAL (Colts)	11/18/79
6. Irving Fryar	77t	vs IND	11/10/85
7. Julian Edelman	72t	vs KC	11/21/11
8. Julian Edelman	68t	vs. IND	11/18/12

INTERCEPTION RETURNS

PLAYER	YDS	OPP.	DATE
1. Jimmy Hitchcock	100t	vs MIA	11/23/97
2. Rick Sanford	99t	at CHI	12/05/82
3. Bob Suci	98t	vs HOU (Oilers)	11/01/63
4. Darius Butler	91t	at HOU	01/03/10
5. Victor Green	90t	at NYJ	09/15/02
6. Ron Hall	87t	at DEN	09/18/66
7. Raymond Clayborn	85t	at CLE	10/07/84
8. Fred Marion	83t	at SEA	11/17/85
9. Chris Singleton	82t	at IND	11/15/92

PUNTS

PLAYER	YDS	OPP.	DATE
1. Shawn McCarthy	93	at BUF	11/03/91
2. Luke Prestridge	89	vs MIA	10/21/84
3. Bob Scarpito	87	at DEN	09/29/68
4. Luke Prestridge	82	vs NYJ	10/28/84
5. Rich Camarillo	76	vs NYJ	09/19/82
Lee Johnson	76	at CIN	09/09/01
7. Rich Camarillo	75	at CHI	09/15/85
Rich Camarillo	75	at OAK	11/01/81
10. Jeff Feagles	74	vs IND	10/02/88

FIELD GOALS

PLAYER	YDS	OPPONENT	DATE
1. Adam Vinatieri	57	at CHI	11/10/02
2. Adam Vinatieri	55	at STL	12/13/98
Matt Bahr	55	at MIA	11/12/95
4. Adam Vinatieri	54	vs. CLE	12/09/01
5. Stephen Gostkowski	53	vs. ARZ	09/16/12
Stephen Gostkowski	53	at DEN	10/11/09
Adam Vinatieri	53	vs. K.C.	12/04/00
Jason Staurovsky	53	vs. SEA	10/07/90
Gino Cappelletti	53	at NYJ	11/28/65
10. Stephen Gostkowski	52	vs. CHI	11/26/06
Adam Vinatieri	52	at IND	09/13/98
Adam Vinatieri	52	vs. BUF	10/12/97
Greg Davis	52	at ATL	10/15/89
14. Stephen Gostkowski	51	vs. ARZ	09/16/12
Stephen Gostkowski	51	at HOU	01/03/10
Adam Vinatieri	51	vs. BAL	01/02/00
Matt Bahr	51	vs. DEN	10/08/95
Charlie Gogolak	51	at MIA	10/17/71
Gino Cappelletti	51	vs. DEN	11/20/64
Greg Davis	51	at IND	10/29/89
21. Stephen Gostkowski	50	at NYJ	11/13/11
Stephen Gostkowski	50	at SEA	12/07/08
Adam Vinatieri	50	at BAL	10/06/96
Teddy Garcia	50	at MIN	09/11/88
Tony Franklin	50	vs. LA (Raid)	11/01/87
Tony Franklin	50	vs. DET	12/08/85
Tony Franklin	50	at T.B.	10/27/85
John Smith	50	vs. K.C.	10/04/81

OPPONENTS LONGEST PLAYS

RUSHING

PLAYER	YDS	OPP.	DATE
1. Jack Larschied	87t	at OAK	10/16/60
2. Thurman Thomas	80t	at BUF	11/18/90
O.J. Simpson	80t	vs BUF	09/16/73
4. Tony Dorsett	75t	vs DAL	09/21/81
5. Maurice Jones-Drew	74t	at JAX	12/24/06
6. Wayne Patrick	72	at BUF	10/11/69

PASSING

PLAYER	YDS	OPP.	DATE
1. George Shaw to Jerry Tarr	97t	vs DEN	09/21/62
2. Len Dawson to Frank Pitts	90t	at KC	11/17/68
3. Ken O'Brien to Wesley Walker	88t	at NYJ	11/24/85
4. Steve DeBerg to S. Paige	86t	vs KC	12/02/90
Clyde Grosscup to Don Maynard	86t	at NY Titans	10/06/62
6. John Hadl to Lance Alworth	85t	vs SD	10/17/65
Ben Roethlisberger to Hines Ward	85t	at PIT	09/25/05

KICKOFF RETURNS

PLAYER	YDS	OPP.	DATE
1. Charlie Warner	102t	vs BUF	11/07/65
2. Terrence McGee	98t	at BUF	10/03/04
3. Mercury Morris	96t	at MIA	12/06/70
4. C.J. Spiller	95t	vs BUF	09/26/10
5. Mercury Morris	94t	vs MIA	12/05/71
6. Ode Burrell	93t	at HOU (Oilers)	11/29/64
Elbert Dubenion	93t	at BUF	11/03/62
8. Leon Washington	92t	vs. NYJ	11/13/08
Reggie Barrow	92t	at JAX	12/07/97

PUNT RETURNS

PLAYER	YDS	OPP.	DATE
1. Adam "Pacman" Jones	81t	at TEN	12/31/06
2. Chris Gamble	76	at CAR	09/18/05
Andre Hastings	76	at NO	10/04/98
Goldie Sellers	76t	at KC	11/17/68
Eugene Mingo	76t	vs DEN	09/09/60
6. Mike Nelms	75t	at WAS	10/25/81
Nesby Glasgow	75t	vs BAL (Colts)	11/18/79

INTERCEPTION RETURNS

PLAYER	YDS	OPP.	DATE
1. Bryant Westbrook	101t	at DET	11/23/00
2. Dick Anderson	94t	vs MIA	11/24/68
3. Ray Buchanan	90t	vs IND	12/11/94
4. Lawrence Timmons	89	vs PIT	11/30/08
5. Al Harris	84	at PHI	12/19/99
6. Leroy Irvin	80	vs LA Rams	11/16/80
7. Levi Johnson	76	at DET	10/10/76
8. Ty Law	74t	at NYJ	12/26/05

PUNTS

PLAYER	YDS	OPP.	DATE
1. Andy Lee	82	at SF	10/05/08
2. Bob Parsons	81	at CHI	11/05/82
3. Joe Prokop	76	vs NYJ	11/05/89
4. James Fraser	75	at DEN	11/11/62
Brian Moorman	75	vs BUF	09/23/07
6. Reggie Roby	73	vs MIA	10/05/86
7. Mark Horan	71	vs DEN	10/27/91
Brian Moorman	71	at BUF	09/07/03

FIELD GOALS

PLAYER	YDS	OPP	DATE
1. Michael Koenen	58	at ATL	10/09/05
2. David Akers	57	at PHI	09/14/03
3. Mike Nugent	54	vs CIN	09/12/10
Morten Anderson	54	at ATL	10/01/95
Norm Johnson	54	at ATL	11/29/92
Dean Biasucci	54	vs IND	11/11/90
7. Ryan Lindell	53	vs BUF	09/10/06
Olindo Mare	53	vs. MIA	10/17/99
Jason Elam	53	at DEN	09/07/98
Pat Leahy	53	vs NYJ	10/20/85
Uwe von Schamann	53	vs MIA	10/21/79
12. Dan Carpenter	52	vs. MIA	11/08/09
Adam Vinatieri	52	at IND	11/02/08
John Kasay	52	at CAR	09/18/05
Pat Leahy	52	vs. NYJ	10/20/85
Raul Allegre	52	vs BAL (Colts)	09/04/83
Raul Allegre	52	at BAL (Colts)	10/09/83
Uwe von Schamann	52	vs MIA	11/13/82
Chris Bahr	52	at CIN	10/15/78
20. John Kasay	51	at CAR	09/18/05
Jason Elam	51	vs. DEN	10/08/95
Steve Christie	51	at BUF	11/26/95
Tony Franklin	51	vs MIA	11/06/88

YEAR-BY-YEAR LEADERS

YEAR-BY-YEAR LEADING SCORERS

YR	PLAYER	TD	PAT	FG	TOTAL	YR	PLAYER	TD	PAT	FG	TOTAL
1960	Gino Cappelletti	0	36	8	60	1987	Tony Franklin	0	37	15	82
1961	Gino Cappelletti	8	48	17**	147**	1988	Robert Perryman	6	0	0	36
1962	Gino Cappelletti	5	38	20	128	1989	Greg Davis	0	13	16	61
1963	Gino Cappelletti	2	35	22**	113**	1990	Jason Staurovsky	0	19	16	67
1964	Gino Cappelletti	7	38	25**	155**	1991	Jason Staurovsky	0	10	13	49
1965	Gino Cappelletti	9	27	17	132**	1992	Charlie Baumann	0	22	11	55
1966	Gino Cappelletti	6	35	16	119**	1993	Scott Sisson	0	15	14	57
1967	Gino Cappelletti	3	29	16	95	1994	Matt Bahr	0	36	27	117
1968	Gino Cappelletti	2	26	15	83	1995	Matt Bahr	0	27	23	96
1969	Gino Cappelletti	0	26	14	68	1996	Adam Vinatieri	0	39	27	120
1970	Jim Nance	7	0	0	42	1997	Adam Vinatieri	0	40	25	115
1971	Charlie Gogolak	0	28	12	64	1998	Adam Vinatieri	0	32	31	127
1972	Carl Garrett	5	0	0	30	1999	Adam Vinatieri	0	29	26	107
1973	Jeff White	0	21	14	63	2000	Adam Vinatieri	0	25	27	106
1974	John Smith	0	42	16	90	2001	Adam Vinatieri	0	41	24	113
1975	John Smith	0	33	9	60	2002	Adam Vinatieri	0	36	27	117
1976	John Smith	0	42	15	87	2003	Adam Vinatieri	0	37	25	112
1977	John Smith	0	33	15	78	2004	Adam Vinatieri	0	48	31	141*
1978	Horace Ivory	11	0	0	66	2005	Adam Vinatieri	0	40	20	100
1979	John Smith	0	46	23	115*	2006	Stephen Gostkowski	0	43	20	103
1980	John Smith	0	51	26	129*	2007	Randy Moss	23	0	0	138
1981	John Smith	0	37	15	82	2008	Stephen Gostkowski	0	40	36	148*
1982	John Smith	0	6	5	21	2009	Stephen Gostkowski	0	47	26	125
1983	Tony Collins	10	0	0	60	2010	BenJarvus Green-Ellis	13	0	0	78
1984	Tony Franklin	0	42	22	108	2011	Stephen Gostkowski	0	59	28	143
1985	Tony Franklin	0	40	24	112	2012	Stephen Gostkowski	0	66	29	153*
1986	Tony Franklin	0	44	32	140*						

*NFL Leader **AFL Leader



John Smith is the only Patriot to lead the NFL in scoring twice (1979, 1980).



Sam Cunningham led the Patriots in rushing from 1975-79, totaling 3,836 yards over the five seasons.

YEAR-BY-YEAR LEADING RUSHERS

YR	PLAYER	ATT	YDS	AVG	LG	TD	YR	PLAYER	ATT	YDS	AVG	LG	TD
1960	Alan Miller	101	416	4.2	33	1	1987	Tony Collins	147	474	3.2	19	3
1961	Billy Lott	100	461	4.7	38	5	1988	John Stephens	297	1168	3.9	52	4
1962	Ron Burton	134	548	4.0	59	2	1989	John Stephens	244	833	3.4	35t	7
1963	Larry Garron	179	750	4.1	47t	2	1990	John Stephens	212	808	3.8	26	2
1964	Larry Garron	183	585	3.2	16	2	1991	Leonard Russell	266	959	3.6	24	4
1965	Jim Nance	111	321	2.9	20	5	1992	Jon Vaughn	113	451	4.0	36	1
1966	Jim Nance	299*	1458*	4.9	65t	11*	1993	Leonard Russell	300	1088	3.6	21	7
1967	Jim Nance	269*	1216*	4.5	53	7*	1994	Marion Butts	243	703	2.9	26	8
1968	Jim Nance	177	593	3.4	30t	4	1995	Curtis Martin	368	1487	4.0	49	14
1969	Jim Nance	193	750	3.9	43	6	1996	Curtis Martin	316	1152	3.6	57	14
1970	Jim Nance	145	522	3.6	21	7	1997	Curtis Martin	274	1160	4.2	70t	4
1971	Carl Garrett	181	784	4.3	38	1	1998	Robert Edwards	291	1115	3.8	53	9
1972	Josh Ashton	128	546	4.3	35	3	1999	Terry Allen	254	896	3.5	39	8
1973	Sam Cunningham	155	516	3.3	25	4	2000	Kevin Faulk	164	570	3.5	18	4
1974	Mack Herron	231	824	3.6	28	7	2001	Antowain Smith	287	1157	4.0	44	12
1975	Sam Cunningham	169	666	3.9	17	6	2002	Antowain Smith	252	982	3.9	42t	6
1976	Sam Cunningham	172	824	4.8	24	3	2003	Antowain Smith	182	642	3.5	30	3
1977	Sam Cunningham	270	1015	3.8	31t	4	2004	Corey Dillon	345	1635	4.7	44	12
1978	Sam Cunningham	199	768	3.9	52t	8	2005	Corey Dillon	209	733	3.5	29	12
1979	Sam Cunningham	159	563	3.5	27	5	2006	Corey Dillon	199	812	4.1	50	13
1980	Vagas Ferguson	211	818	3.9	44	2	2007	Laurence Maroney	185	835	4.5	59t	6
1981	Tony Collins	204	873	4.3	29	7	2008	Sammy Morris	156	727	4.7	35	7
1982	Tony Collins	164	632	3.9	54	1	2009	Laurence Maroney	194	757	3.9	45t	9
1983	Tony Collins	199	1049	4.8	50t	10	2010	BenJarvus Green-Ellis	229	1008	4.4	33t	13
1984	Craig James	160	790	4.9	73	1	2011	BenJarvus Green-Ellis	181	667	3.7	18	11
1985	Craig James	263	1227	4.7	65t	5	2012	Stevan Ridley	290	1263	4.4	41	12
1986	Craig James	154	427	2.8	16	4							

*NFL Leader



YEAR-BY-YEAR LEADERS

YEAR-BY-YEAR LEADING PASSERS

YR	PLAYER	ATT	CMP	PCT.	YDS	TD	LG	INT	YR	PLAYER	ATT	CMP	PCT.	YDS	TD	LG	INT
1960	Butch Songin	392	187	47.7	2476	22	78	15	1987	Steve Grogan	161	93	57.8	1183	10	40	9
1961	Butch Songin	212	98	46.2	1429	14	58†	9	1988	Doug Flutie	179	92	51.4	1150	8	80†	10
1962	Babe Parilli	253	140	55.3	1988	18	67†	8	1989	Steve Grogan	261	133	51.0	1697	9	55†	14
1963	Babe Parilli	337	153	45.4	2335	13	77†	24	1990	Mark Wilson	265	139	52.5	1625	6	36	11
1964	Babe Parilli	473	228	48.2	3465*	31*	80†	27*	1991	Hugh Millen	409	246	60.1	3073	9	60†	18
1965	Babe Parilli	426	173	40.6	2597	18	73†	26	1992	Hugh Millen	203	124	61.1	1203	8	39	10
1966	Babe Parilli	382	181	47.4	2721	20	63†	20	1993	Drew Bledsoe	429	214	49.9	2494	15	54†	15
1967	Babe Parilli	344	161	46.8	2317	19	79†	24	1994	Drew Bledsoe	691*	400*	57.9	4555*	25	62†	27*
1968	Tom Sherman	226	90	39.8	1199	12	87†	16	1995	Drew Bledsoe	636*	323	50.8	3507	13	47†	16
1969	Mike Taliaferro	331	160	48.3	2160	19	77	18	1996	Drew Bledsoe	623*	374*	59.9	4086	27	84†	15
1970	Joe Kapp	219	98	44.7	1104	3	48	17	1997	Drew Bledsoe	522	314	60.2	3706	28	76	15
1971	Jim Plunkett	328	158	48.2	2158	19	88†	16	1998	Drew Bledsoe	481	263	54.7	3633	20	86†	14
1972	Jim Plunkett	355	169	47.6	2196	8	62	25	1999	Drew Bledsoe	539	305	56.6	3985	19	68†	21
1973	Jim Plunkett	376	193	51.3	2550	13	64	17	2000	Drew Bledsoe	531	312	58.8	3291	17	59	13
1974	Jim Plunkett	352	173	49.1	2457	19	69†	22	2001	Tom Brady	413	264	63.9	2843	18	91†	12
1975	Steve Grogan	274	139	50.7	1976	11	62†	18	2002	Tom Brady	601	373	62.1	3764	28*	49†	14
1976	Steve Grogan	302	145	48.0	1903	18	58†	20	2003	Tom Brady	527	317	60.2	3620	23	82†	12
1977	Steve Grogan	305	160	52.5	2162	17	68	21	2004	Tom Brady	474	288	60.8	3692	28	50	14
1978	Steve Grogan	362	181	50.0	2824	15	75†	23	2005	Tom Brady	530	334	63.0	4110*	26	71	14
1979	Steve Grogan	423	206	48.7	3286	28	63†	20	2006	Tom Brady	516	319	61.8	3529	24	62†	12
1980	Steve Grogan	306	175	57.2	2475	18	71	22	2007	Tom Brady	578	398	68.9*	4806*	50*	69†	8
1981	Steve Grogan	216	117	54.2	1859	7	76†	16	2008	Matt Cassel	516	327	63.4	3693	21	76†	11
1982	Steve Grogan	122	66	54.1	930	7	62†	4	2009	Tom Brady	565	371	65.7	4398	28	81†	13
1983	Steve Grogan	303	168	55.4	2411	15	76†	12	2010	Tom Brady	492	324	65.9	3900	36*	79†	4
1984	Tony Eason	431	259	60.1	3228	23	76†	8	2011	Tom Brady	611	401	65.6	5235	39	99†	12
1985	Tony Eason	299	168	56.2	2156	11	90†	17	2012	Tom Brady	637	401	63.0	4827	34	83†	8
1986	Tony Eason	448	276	61.6	3328	19	49	10									

*NFL Leader



Jim Plunkett's 88-yard touchdown pass during the 1971 season ranks as the third longest in Patriots history.



Ben Coates reigns as the only Patriots tight end to lead the team in receiving five times (1993-95, 97-98).

YEAR-BY-YEAR LEADING RECEIVERS

YR	PLAYER	NO	YDS	AVG	LG	TD	YR	PLAYER	NO	YDS	AVG	LG	TD
1960	Jim Colclough	49	666	13.6	61	9	1986	Stanley Morgan	84	1491	17.8	44†	10
1961	Gino Cappelletti	45	768	17.1	53	8	1987	Tony Collins (RB)	44	347	7.9	29	3
1962	Jim Colclough	40	868	21.7	78†	10	1988	Reggie Hubbard (RB)	34	232	6.8	15	0
1963	Jim Colclough	42	793	18.8	56†	3	1989	Eric Sievers (TE)	54	615	11.4	46	0
1964	Gino Cappelletti	49	865	17.7	58†	7	1990	Irving Fryar	54	856	15.9	56	4
1965	Jim Colclough	40	677	16.9	41	3	1991	Marv Cook (TE)	82	808	9.9	49	3
1966	Art Graham	51	673	13.2	42	4	1992	Irving Fryar	55	791	14.4	54†	4
1967	Art Graham	41	606	14.8	79†	4	1993	Ben Coates (TE)	53	659	12.4	54†	8
1968	Jim Whalen (TE)	47	718	15.3	87†	7	1994	Ben Coates (TE)	96	1174	12.2	62†	7
1969	Carl Garrett (RB)	29	267	9.2	34	2	1995	Ben Coates (TE)	84	915	10.9	35	6
1970	Ron Sellers	38	550	14.5	48	4	1996	Terry Glenn	90	1132	12.6	37†	6
1971	Randy Vataha	51	872	17.1	88†	9	1997	Ben Coates (TE)	66	737	11.2	35	8
1972	Reggie Rucker	44	681	15.5	62	3	1998	Ben Coates (TE)	67	668	10.0	33	6
1973	Reggie Rucker	53	743	14.0	64	3	1999	Terry Glenn	69	1147	16.6	67	4
1974	Mack Herron (RB)	38	474	12.5	18	5	2000	Troy Brown	83	944	11.4	44†	4
1975	Randy Vataha	46	720	15.7	47	6		Terry Glenn	79	963	12.2	39†	6
1976	Andy Johnson (RB)	29	343	11.8	53	4	2001	Troy Brown	101	1199	11.9	60†	5
1977	Sam Cunningham (RB)	42	370	8.8	35	1	2002	Troy Brown	97	890	9.2	38	3
1978	Russ Francis (TE)	39	543	13.9	53	4	2003	Deion Branch	57	803	14.1	66†	3
1979	Harold Jackson	45	1013	22.5	59	7	2004	David Givens	56	874	15.6	50	3
1980	Stanley Morgan	44	1002	22.8	63†	12	2005	Deion Branch	78	998	12.8	51	5
1981	Stanley Morgan	45	991	22.0	71	6	2006	Reche Caldwell	61	760	12.5	62†	4
1982	Stanley Morgan	44	1029	23.4	76†	6	2007	Wes Welker	112*	1175	10.5	42	8
1983	Stanley Morgan	28	584	20.9	75†	3		Randy Moss	98	1493	15.2	65†	23*
1984	Derrick Ramsey (TE)	66	792	12.0	34	7	2008	Wes Welker	111	1165	10.5	64	3
1985	Tony Collins (RB)	52	549	10.6	49	2	2009	Wes Welker	123*	1348	11.0	58	4
							2010	Wes Welker	86	848	9.9	35	7
							2011	Wes Welker	122*	1569	12.9	99†	9
							2012	Wes Welker	118	1354	11.5	59	6

*NFL Leader

Records



YEAR-BY-YEAR LEADERS

YEAR-BY-YEAR NET YARDS FROM SCRIMMAGE

YR	PLAYER	TOTAL YDS	RUSH	REC.
1960	Alan Miller	700	416	284
1961	Jim Colcough	794	37	757
	Billy Lott	794	461	333
1962	Ron Burton	1009	548	350
1963	Larry Garrison	1168	750	418
1964	Larry Garrison	935	585	350
1965	Gino Cappelletti	680	0	680
1966	Jim Nance	1561**	1458**	103
1967	Jim Nance	1412	1216	196
1968	Jim Whalen	718	0	718
1969	Carl Garrett	958	691	267
1970	Jim Nance	670	522	148
1971	Carl Garrett	1049	784	265
1972	Carl Garrett	898	488	410
1973	Reggie Rucker	742	-1	743
1974	Mack Herron	1298	824	299
1975	Sam Cunningham	919	666	253
1976	Sam Cunningham	1123	824	299
1977	Sam Cunningham	1385	1015	370
1978	Sam Cunningham	1065	768	297
1979	Harold Jackson	1025	12	1013
1980	Stanley Morgan	1027	36	991
1981	Tony Collins	1105	873	232
1982	Tony Collins	819	632	187
1983	Tony Collins	1306	1049	257
1984	Craig James	949	790	159
1985	Craig James	1587	1227	360

YR	PLAYER	TOTAL YDS	RUSH	REC.
1986	Stanley Morgan	1491	0	1491
1987	Tony Collins	821	474	347
1988	John Stephens	1266	1168	98
1989	John Stephens	1040	833	207
1990	John Stephens	1004	808	196
1991	Leonard Russell	1040	959	81
1992	Irving Fryar	797	6	791
1993	Leonard Russell	1333	1088	245
1994	Ben Coates	1174	0	1174
1995	Curtis Martin	1748	1487	261
1996	Curtis Martin	1485	1152	333
1997	Curtis Martin	1456	1160	296
1998	Robert Edwards	1446	1115	331
1999	Terry Glenn	1147	0	1147
2000	Kevin Faulk	1035	570	465
2001	Troy Brown	1290	91	1199
2002	Antowain Smith	1225	982	243
2003	Kevin Faulk	1078	638	440
2004	Corey Dillon	1738	1635	103
2005	Deion Branch	998	0	998
2006	Corey Dillon	959	812	147
2007	Randy Moss	1493	0	1493
2008	Wes Welker	1191	26	1165
2009	Wes Welker	1384	36	1348
2010	BenJarvus Green-Ellis	1093	1008	85
2011	Wes Welker	1599	30	1569
2012	Wes Welker	1374	20	1354



Tony Collins is one of two Patriots to lead the team in net yards from scrimmage four times.



Maurice Hurst's six seasons as the leading intrecptor are the most by any Patriot (1989-90, 91-94).

YEAR-BY-YEAR LEADING INTERCEPTORS

YR	PLAYER	NO	YDS	AVG	LG	TD
1960	Gino Cappelletti	4	68	17.0	24	0
	Harry Jacobs	4	26	6.5	14	0
1961	Don Webb	5	153	30.6	59	2
1962	Ross O'Hanley	5	83	16.6	28	0
1963	Bob Suci	8	277	36.7	98	2
1964	Ron Hall	11	148	13.5	50	0
1965	Ron Hall	3	35	11.7	29	0
1966	Ron Hall	6	159	26.5	87	0
1967	Nick Buoniconti	4	7	1.8	7	0
	Don Webb	4	91	22.8	41	0
1968	Leroy Mitchell	7	41	5.9	20	0
1969	Larry Carwell	4	114	28.5	38	0
1970	Darryl Johnson	2	51	25.5	42	0
1971	Larry Carwell	5	72	14.4	53†	1
1972	Honor Jackson	4	133	33.3	55	0
1973	Ron Bolton	6	65	10.8	56	0
1974	Ron Bolton	7	18	2.6	10	0
1975	Ron Bolton	5	33	6.6	15	0
1976	Mike Haynes	8	90	11.3	28	0
1977	Mike Haynes	5	54	10.8	22	0
1978	Mike Haynes	6	123	20.5	50	1
1979	Raymond Clayborn	5	56	11.2	27	0
1980	Raymond Clayborn	5	87	17.4	29	0
1981	Rick Sanford	3	28	9.3	21	0
	Tim Fox	3	20	6.7	20	0
1982	Mike Haynes	4	26	6.5	26	0
1983	Rick Sanford	7	24	3.4	16	0
1984	Raymond Clayborn	3	102	34.0	85	0
1985	Fred Marion	7	189	27.0	83	0
1986	Ronnie Lippett	8	76	9.5	43	0
1987	Fred Marion	4	53	13.3	25	0
1988	Raymond Clayborn	4	65	16.3	31	0
	Fred Marion	4	47	11.8	22	0
	Roland James	4	30	7.5	22	0

YR	PLAYER	NO	YDS	AVG	LG	TD
1989	Maurice Hurst	5	31	6.2	16†	1
1990	Maurice Hurst	4	61	15.3	36	0
	Ronnie Lippett	4	94	23.5	73	0
	Fred Marion	4	17	4.3	16	0
1991	Maurice Hurst	3	21	7.0	21	0
1992	Jerome Henderson	3	43	14.3	34	0
	Maurice Hurst	3	29	9.7	27	0
1993	Maurice Hurst	4	53	13.3	24	0
1994	Maurice Hurst	7	68	9.7	24	0
1995	Vincent Brown	4	1	0.3	1	0
1996	Willie Clay	4	50	12.5	35	0
1997	Willie Clay	6	109	18.2	53†	1
1998	Ty Law	9*	133	14.8	59†	1
1999	Lawyer Milloy	4	17	4.3	17	0
2000	Ty Law	2	32	16.0	32	0
	Lawyer Milloy	2	2	1.0	2	0
	Tebucky Jones	2	20	10.0	20	0
2001	Otis Smith	5	181	36.2	78*	2*
2002	Ty Law	4	33	8.3	29	0
	Terrrell Buckley	4	50	12.5	39	0
2003	Ty Law	6	112	18.7	65†	1
	Tyronne Poole	6	81	13.5	44	0
2004	Eugene Wilson	4	51	12.8	24	0
2005	Asante Samuel	3	15	5.0	15	0
	Ellis Hobbs	3	8	2.7	8	0
2006	Asante Samuel	10†	120	12.0	39	0
2007	Asante Samuel	6	89	14.8	42	1
2008	Brandon Meriweather	4	25	6.3	19	0
2009	Brandon Meriweather	5	149	29.8	56	1
	Leigh Bodden	5	60	12.0	53†	1
2010	Devin McCourty	7	110	15.7	50	1
2011	Kyle Arrington	7†	98	13.1	28	0
2012	Devin McCourty	5	53	10.6	34	0

*-NFL Leader



YEAR-BY-YEAR LEADERS

YEAR-BY-YEAR SACK LEADERS

Note: Sacks did not become an official statistic until 1982.

YR	PLAYER	SACKS	YR	PLAYER	SACKS	YR	PLAYER	SACKS
1960	Jack Rudolph, LB	3.0	1979	Tony McGee, DE	10.5	1998	Henry Thomas, DT	6.5
1961	Rommie Loudd, LB	7.0	1980	Julius Adams, DE	9.0	1999	Willie McGinest, DE	9.0
1962	Larry Eisenhauer, DE	5.5	1981	Tony McGee, DE	5.5	2000	Willie McGinest, DE	6.0
1963	Larry Eisenhauer, DE	9.0	1982	Don Blackmon, LB	4.5		Greg Spires, DE	6.0
1964	Larry Eisenhauer, DE	7.5	1983	Andre Tippett, LB	8.5	2001	Bobby Hamilton, DL	7.0
1965	Larry Eisenhauer, DE	9.5	1984	Andre Tippett, LB	18.5	2002	Richard Seymour, DL	5.5
1966	Jim Lee Hunt, DT	9.0	1985	Andre Tippett, LB	16.5		Willie McGinest, LB	5.5
1967	Houston Antwine, DT	6.0	1986	Garin Veris, DE	11.0	2003	Mike Vrabel, LB	9.5
1968	Houston Antwine, DT	7.5	1987	Andre Tippett, LB	12.5	2004	Willie McGinest, LB	9.5
1969	Houston Antwine, DT	5.0	1988	Andre Tippett, LB	8.0	2005	Rosevelt Colvin, LB	7.0
1970	Ron Berger, DE	9.0	1989	Brent Williams, DE	8.0	2006	Tully Banta-Cain, LB	7.5
1971	Steve Kiner, LB	6.5	1990	Brent Williams, DE	6.0		Rosevelt Colvin, LB	7.5
1972	Julius Adams, DE	4.0	1991	Andre Tippett, LB	8.5	2007	Mike Vrabel, LB	12.5
1973	Julius Adams, DE	8.0	1992	Andre Tippett, LB	7.0	2008	Richard Seymour, DL	8.0
1974	Julius Adams, DE	8.0	1993	Chris Slade, LB	9.0	2009	Tully Banta-Cain, LB	10.0
1975	Tony McGee, DE	9.0	1994	Chris Slade, LB	9.5	2010	Mike Wright	5.5
1976	Tony McGee, DE	9.5	1995	Willie McGinest, DE	11.0	2011	Mark Anderson	10.0
1977	Tony McGee, DE	12.0	1996	Willie McGinest, DE	9.5		Andre Carter	10.0
1978	Tony McGee, DE	12.0	1997	Chris Slade, LB	9.0	2012	Rob Ninkovich	8.0



Tony McGee recorded six seasons as the Patriots sack leader, the most by a defensive end (1975-79, 81).



Tom Yewcic led the Patriots in punting for five years (1961-65) with an overall average of 39.3 yards.

YEAR-BY-YEAR LEADING PUNTERS

YEAR	PLAYER	NO	YARDS	AVG	LG	YEAR	PLAYER	NO	YARDS	AVG	LG
1960	Tom Greene	59	2235	37.9	66	1987	Rich Camarillo	62	2489	40.1	73
1961	Tom Yewcic	62	2406	38.8	64	1988	Jeff Feagles	91	3482	38.3	74
1962	Tom Yewcic	68	2634	38.7	56	1989	Jeff Feagles	64	2392	37.4	64
1963	Tom Yewcic	73	2880	39.4	65	1990	Brian Hansen	90	3752	41.7	69
1964	Tom Yewcic	72	2787	38.7	63	1991	Shawn McCarthy	66	2650	40.2	93
1965	Tom Yewcic	76	3094	40.7	70	1992	Shawn McCarthy	103	4212	40.9	61
1966	Jim Fraser	53	2044	38.6	68	1993	Mike Saxon	73	3096	42.4	59
1967	Terry Swanson	65	2632	40.5	62	1994	Pat O'Neill	69	2841	41.2	67
1968	Bob Scarpitto	34	1382	40.6	87	1995	Pat O'Neill	41	1,514	36.9	57
	Terry Swanson	62	2449	39.5	57		Bryan Wagner	37	1,557	42.1	57
1969	Tom Janik	70	2903	41.5	56	1996	Tom Tupa	63	2,739	43.5	62
1970	Tom Janik	86	3364	39.1	57	1997	Tom Tupa	78	3,569	45.8	73
1971	Tom Janik	87	3249	37.3	58	1998	Tom Tupa	74	3,294	44.5	64
1972	Pat Studstill	75	2859	38.1	57	1999	Lee Johnson	90	3,735	41.5	58
1973	Bruce Barnes	55	2134	38.8	53	2000	Lee Johnson	89	3,798	42.7	62
1974	Bruce Barnes	45	1604	35.6	50	2001	Ken Walter	49	1,964	40.1	58
1975	Mike Patrick	83	3223	38.8	62	2002	Ken Walter	70	2,723	38.9	55
1976	Mike Patrick	67	2688	40.1	52	2003	Ken Walter	76	2,865	37.7	52
1977	Mike Patrick	65	2354	36.2	64	2004	Josh Miller	56	2,350	42.0	69
1978	Jerrel Wilson	54	1921	35.6	57	2005	Josh Miller	76	3,431	45.1	59
1979	Eddie Hare	83	3038	36.6	58	2006	Josh Miller	43	1,848	43.0	62
1980	Mike Hubach	63	2392	38.0	69	2007	Chris Hanson	44	1,821	41.4	64
1981	Rich Camarillo	47	1959	41.7	75	2008	Chris Hanson	49	2,143	43.7	70
1982	Rich Camarillo	49	2140	43.7	76	2009	Chris Hanson	56	2,221	39.7	56
1983	Rich Camarillo	81	3615	44.6	70	2010	Zoltan Mesko	58	2,505	43.2	65
1984	Rich Camarillo	48	2020	42.1	61	2011	Zoltan Mesko	57	2,648	46.5	65
1985	Rich Camarillo	92	3953	43.0	75	2012	Zoltan Mesko	60	2,585	43.1	62
1986	Rich Camarillo	89	3746	42.1	64						



YEAR-BY-YEAR LEADERS

YEAR-BY-YEAR LEADING KICKOFF RETURNERS

YR	PLAYER	NO	YDS	AVG	LG	TD
1960	Dick Christy	24	617	25.7	46	0
1961	Larry Garron	16	438	27.4	89	1
1962	Larry Garron	24	686	28.5	95t	1
1963	Larry Garron	28	693	24.7	58	0
1964	J.D. Garrett	32	749	23.4	42	0
1965	Jay Cunningham	17	374	22.0	45	0
1966	Joe Bellino	18	410	22.8	43	0
1967	Jay Cunningham	30	627	20.0	41	0
1968	Willie Porter	36	812	22.6	61	0
1969	Carl Garrett	28	792	28.3	63	0
1970	Odell Lawson	25	546	21.8	52	0
1971	Carl Garrett	24	538	22.4	37	0
1972	Carl Garrett	16	410	25.6	49	0
1973	Mack Herron	41	1092	26.6	92t	1
1974	Mack Herron	28	629	18.0	62	0
1975	Allen Carter	32	879	27.5	99t	1
1976	Jess Phillips	14	397	28.4	71	0
1977	Raymond Clayborn	28	869	31.0*	101t*	3*
1978	Raymond Clayborn	27	636	23.6	60	0
1979	Allan Clark	37	816	22.1	38	0
1980	Horace Ivory	36	992	27.6*	98t	1*
1981	Tony Collins	39	773	18.3	32	0
1982	Ricky Smith	24	567	23.6	98t	1
1983	Ricky Smith	42	916	21.8	53	0
1984	Tony Collins	26	544	20.9	46	0
1985	Stephen Starring	48	1012	21.1	53	0

Yr	Player	No	Yds	Avg	Lg	TD
1986	Stephen Starring	36	802	22.3	52	0
1987	Stephen Starring	23	445	19.3	43	0
1988	Sammy Martin	31	735	23.7	95t	1
1989	Sammy Martin	24	584	24.3	38	0
1990	Sammy Martin	25	515	20.6	38	0
1991	Jon Vaughn	34	717	21.1	99t	1
1992	Jon Vaughn	20	564	28.2	100t	1
1993	Ray Crittenden	23	478	20.8	44	0
1994	Ray Crittenden	24	460	19.2	36	0
1995	David Meggett	38	964	25.4	62	0
1996	David Meggett	34	781	23.0	54	0
1997	David Meggett	33	816	24.7	61	0
1998	Derrick Cullors	45	1085	24.1	68	0
1999	Kevin Faulk	39	943	24.2	95	0
2000	Kevin Faulk	38	816	21.5	40	0
2001	Kevin Faulk	33	662	20.1	42	0
2002	Deion Branch	36	863	24.0	63	0
	Kevin Faulk	26	725	27.9	87t	2*
2003	Bethel Johnson	30	847	28.2	92t	1
2004	Bethel Johnson	41	1016	24.8	93t	1
2005	Bethel Johnson	31	694	22.4	54	0
2006	Laurence Maroney	28	783	28.0	77	0
2007	Ellis Hobbs	35	911	26.0	108t	1
2008	Ellis Hobbs	45	1282	28.5	95t	1
2009	Laurence Maroney	13	279	21.5	52	0
2010	Brandon Tate	41	1057	25.8	103t	2
2011	Danny Woodhead	20	437	21.9	37	0
2012	Devin McCourty	27	654	24.2	104t	1

*-NFL Leader



Stephen Starring is one of only four Patriots to record more than 1,000 yards on kickoff returns in a single season.



Carl Garrett averaged 15.5 yards per punt return in 1971, recording the highest single-season average by any Patriot.

YEAR-BY-YEAR LEADING PUNT RETURNERS

YR	PLAYER	NO	YDS	AVG	LG	TD
1960	Billy Wells	12	66	4.6	16	0
1961	Fred Bruneu	23	109	4.7	11	0
1962	Ron Burton	21	122	5.8	22	0
1963	Bob Suci	25	233	9.3	22	0
1964	Dave Cloutier	20	136	6.8	40	0
1965	Ron Burton	15	61	4.1	12	0
1966	Tom Hennessey	7	39	5.6	11	0
1967	Jay Cunningham	17	105	6.2	44	0
	Joe Bellino	15	129	8.6	18	0
1968	Willie Porter	22	135	6.1	24	0
1969	Carl Garrett	12	159	13.3	45	0
1970	Carl Garrett	17	168	9.9	62	0
1971	Carl Garrett	8	124	15.5	50	0
1972	Carl Garrett	6	36	6.0	27	0
1973	Mack Herron	27	282	10.8	54	0
1974	Mack Herron	35	517	14.8	66	0
1975	Darryl Stingley	15	113	7.5	29	0
1976	Mike Haynes	45	608	13.5	89t	2
1977	Stanley Morgan	16	220	13.8	53	0
	Mike Haynes	24	200	8.3	46	0
1978	Stanley Morgan	32	335	10.5	48	0
1979	Stanley Morgan	29	289	10.0	80t	1
1980	Roland James	33	331	10.0	75t	1
1981	Stanley Morgan	15	116	7.7	26	0
1982	Ricky Smith	16	139	8.7	19	0
1983	Ricky Smith	38	398	10.5	55	0
1984	Irving Fryar	36	347	9.6	55	0

Yr	Player	No	Yds	Avg	Lg	TD
1985	Irving Fryar*	37	520	14.1	85t	2
1986	Irving Fryar	35	336	10.5	59t	1
1987	Irving Fryar	18	174	9.7	36	0
1988	Irving Fryar	38	398	10.5	30	0
1989	Sammy Martin	19	164	8.6	28	0
1990	Irving Fryar	28	133	4.8	17	0
1991	Jerome Henderson	27	201	7.4	39	0
1992	Walter Stanley	28	227	8.1	50	0
1993	Troy Brown	25	224	9.0	19	0
1994	Troy Brown	24	202	8.4	38	0
1995	David Meggett	45	383	8.5	23	0
1996	David Meggett	52	588	11.3	60t	1
1997	David Meggett	45	467	10.4	47	0
1998	Troy Brown	17	225	13.2	39	0
1999	Troy Brown	38	405	10.7	52	0
2000	Troy Brown	39	504	12.9	66t	1
2001	Troy Brown	29	413	14.2*	85t	2
2002	Troy Brown	24	175	7.3	27	0
2003	Troy Brown	29	293	10.1	23	0
2004	Kevin Faulk	20	133	6.7	16	0
2005	Tim Dwight	32	273	8.5	29	0
2006	Kevin Faulk	31	330	10.6	43	0
2007	Wes Welker	25	249	10.0	35	0
2008	Wes Welker	24	237	9.9	44	0
2009	Wes Welker	27	338	12.5	69	0
2010	Julian Edelman	21	321	15.3	94t	1
2011	Julian Edelman	28	296	10.6	72t	1
2012	Julian Edelman	17	263	15.5	31	1

*-NFL Leader



YEAR-BY-YEAR LEADERS

YEAR-BY-YEAR ALL PURPOSE YARDS LEADERS

YR	PLAYER	RUSH		REC		OFF	PUNT RET		KICK RET		RET	DEF	TOT
		NO	YDS	NO	YDS	YDS	NO	YDS	NO	YDS	YDS	YDS	YDS
1960	Richard Christy	78	363	26	268	631	8	73	24	617	690	0	1321
1961	Larry Garron	69	389	24	341	730	0	0	16	438	438	0	1168
1962	Ron Burton	134	548	40	461	1009	21	122	13	238	360	0	1369
1963	Larry Garron	179	750	26	418	1168	1	23	28	693	716	0	1884
1964	Larry Garron	183	585	40	350	935	0	0	10	198	198	0	1133
1965	Gino Cappelletti	0	0	37	680	680	0	0	0	0	0	0	680
1966	Jim Nance	299	1458	8	103	1561	0	0	0	0	0	0	1561
1967	Jim Nance	269	1216	22	196	1412	0	0	0	0	0	0	1412
1968	Willie Porter	0	0	0	0	0	22	135	36	812	947	0	947
1969	Carl Garrett	137	691	29	267	958	12	159	28	792	951	0	1909
1970	Carl Garrett	88	272	26	216	488	17	168	24	511	679	0	1167
1971	Carl Garrett	181	784	22	265	1049	8	124	24	538	662	0	1711
1972	Carl Garrett	131	488	30	410	898	6	36	16	410	446	0	1344
1973	Mack Herron	61	200	18	265	465	27	282	41	1092	1374	0	1839
1974	Mack Herron	231	824	38	474	1298	35	517	28	629	1146	0	2444
1975	Andy Johnson	117	488	26	294	782	6	60	10	188	248	0	1030
1976	Sam Cunningham	172	824	29	299	1123	0	0	0	0	0	0	1123
1977	Sam Cunningham	270	1015	42	370	1385	0	0	0	0	0	0	1385
1978	Stanley Morgan	2	11	34	820	831	32	335	1	17	352	0	1183
1979	Harold Jackson	0	0	45	1013	1013	0	0	0	0	0	0	1013
1980	Horace Ivory	42	111	12	95	206	0	0	36	992	992	0	1198
1981	Tony Collins	204	873	26	232	1105	3	15	39	773	788	0	1893
1982*	Tony Collins	164	632	19	187	819	0	0	0	0	0	0	819
1983	Ricky Smith	0	0	0	0	0	38	398	42	916	1314	0	1314
1984	Tony Collins	138	550	16	100	650	0	0	26	544	544	0	1194
1985	Craig James	263	1227	27	360	1587	0	0	0	0	0	0	1587
1986	Stanley Morgan	0	0	84	1491	1491	0	0	0	0	0	0	1491
1987	Tony Collins	147	474	44	347	821	0	0	0	0	0	0	821
1988	John Stephens	297	1168	14	98	1266	0	0	0	0	0	0	1266
1989	John Stephens	244	833	21	207	1040	0	0	0	0	0	0	1040
1990	John Stephens	212	808	28	196	1004	0	0	0	0	0	0	1004
1991	Leonard Russell	266	959	18	81	1040	0	0	0	0	0	0	1040
1992	Irving Fryar	1	6	55	791	797	0	0	0	0	0	0	797
1993	Leonard Russell	300	1088	26	245	1333	0	0	0	0	0	0	1333
1994	Ben Coates	0	0	96	1174	1174	0	0	0	0	0	0	1174
1995	Dave Meggett	60	250	52	334	584	45	383	38	964	1347	0	1931
1996	Dave Meggett	40	122	33	292	414	52	588	34	781	1369	0	1783
1997	Dave Meggett	20	60	19	203	263	45	467	33	816	1283	0	1546
1998	Robert Edwards	291	1115	35	331	1446	0	0	0	0	0	0	1446
1999	Kevin Faulk	67	227	12	98	325	10	90	39	943	1033	0	1358
2000	Kevin Faulk	164	570	51	465	1035	6	58	38	816	874	0	1909
2001	Troy Brown	11	91	101	1199	1290	29	413	1	13	426	0	1716
2002	Kevin Faulk	52	271	37	379	650	8	65	26	725	790	0	1440
2003	Kevin Faulk	178	638	48	440	1078	5	66	10	207	273	0	1351
2004	Corey Dillon	345	1635	15	103	1738	0	0	0	0	0	0	1738
2005	Deion Branch	0	0	78	998	998	0	0	0	0	0	0	998
2006	Laurence Maroney	175	745	22	194	939	0	0	28	783	783	0	1722
2007	Wes Welker	4	34	112	1175	1209	25	249	7	176	425	0	1634
2008	Wes Welker	3	26	111	1165	1191	24	237	2	36	273	0	1464
2009	Wes Welker	5	36	123	1348	1384	27	338	2	45	383	0	1767
2010	Brandon Tate	5	62	24	432	494	1	4	41	1057	1061	0	1555
2011	Wes Welker	4	30	122	1569	1599	8	82	0	0	82	0	1681
2012	Wes Welker	2	20	118	1354	1374	24	243	3	33	276	0	1650

*- strike year



ALL-TIME TOP 10 SEASON LEADERS

SCORING

RANK	PLAYER	YEAR	TD	PAT	FG	2 PT	PST
1	Gino Cappelletti	1964	7	36	25	1	155
2	Stephen Gostkowski	2012	0	66	29	0	153
3	Stephen Gostkowski	2008	0	40	36	0	148
4	Gino Cappelletti	1961	8	48	17	0	147
5	Stephen Gostkowski	2011	0	59	28	0	143
6	Adam Vinatieri	2004	0	48	31	0	141
7	Tony Franklin	1986	0	44	32	0	140
8	Randy Moss	2007	23	0	0	0	138
9	Stephen Gostkowski	2007	0	74	21	0	137
10	Gino Cappelletti	1965	9	27	17	0	132

SEASON RUSHING (BY YARDS)

RANK	PLAYER	YEAR	ATT	YDS	AVG	LONG	TD
1	Corey Dillon	2004	345	1635	4.7	44	12
2	Curtis Martin	1995	368	1487	4.0	49	14
3	Jim Nance	1966	299	1458	4.9	65	11
4	Craig James	1985	263	1227	4.7	65t	5
5	Stevan Ridley	2012	290	1263	4.4	41	12
6	Jim Nance	1967	269	1216	4.5	53	7
7	John Stephens	1988	297	1168	3.9	52	4
8	Curtis Martin	1997	274	1160	4.2	70t	4
9	Antowain Smith	2001	287	1157	4.0	44	12
10	Curtis Martin	1996	316	1152	3.6	57	14

SEASON PASSING (BY YARDS)

RANK	PLAYER	YEAR	ATT	COMP	PCT	YDS	TD	INT
1	Tom Brady	2011	611	401	65.6	5235	39	12
2	Tom Brady	2012	637	401	63.0	4827	34	8
3	Tom Brady	2007	578	398	68.9	4806	50	8
4	Drew Bledsoe	1994	691	400	57.9	4555	25	27
5	Tom Brady	2009	565	371	65.7	4398	28	13
6	Tom Brady	2005	530	334	63.0	4110	26	14
7	Drew Bledsoe	1996	623	373	59.9	4086	27	15
8	Drew Bledsoe	1999	539	305	56.6	3985	19	21
9	Tom Brady	2010	492	324	65.9	3900	36	4
10	Tom Brady	2002	601	373	62.1	3764	28	14

SEASON RECEIVING (BY YARDS)

RANK	PLAYER	YEAR	NO.	YDS	AVG	LONG	TD
1	Wes Welker	2011	122	1569	12.9	99t	9
2	Randy Moss	2007	98	1493	15.2	65t	23
3	Stanley Morgan	1986	84	1491	17.8	44t	10
4	Wes Welker	2012	118	1354	11.5	59	6
5	Wes Welker	2009	123	1348	11.0	58	4
6	Rob Gronkowski	2011	90	1327	14.7	52t	17
7	Randy Moss	2009	83	1264	15.2	71t	13
8	Troy Brown	2001	101	1199	11.9	60t	5
9	Wes Welker	2007	112	1175	10.5	42	8
10	Ben Coates	1994	96	1174	12.2	62t	7

SEASON INTERCEPTIONS (BY NO.)

RANK	PLAYER	YEAR	NO.	YDS	AVG	LONG	TD
1	Ron Hall	1964	11	148	13.5	50	0
2	Asante Samuel	2006	10	120	12.0	33	0
3	Ty Law	1998	9	133	14.8	59t	1
4t	Mike Haynes	1976	8	90	11.3	28	0
4t	Ronnie Lippett	1986	8	76	9.5	43	0
6t	Kyle Arrington	2011	7	98	13.1	28	0
6t	Ron Bolton	1974	7	18	2.6	10	0
6t	Maurice Hurst	1994	7	68	9.7	24	0
6t	Fred Marion	1985	7	189	27.0	83	0
6t	Kyle Arrington	2011	7	92	13.1	28	0
6t	Devin McCourty	2010	7	110	15.7	50	0
6t	Leroy Mitchell	1968	7	41	5.9	20	0
6t	Rick Sanford	1983	7	24	3.4	16	0
6t	Bob Suci	1963	7	277	39.6	98	2

SACKS

RANK	PLAYER	YEAR	NUMBER	SACK YARDS
1	Andre Tippett	1984	18.5	N/A
2	Andre Tippett	1985	16.5	N/A
3t	Andre Tippett	1987	12.5	N/A
3t	Mike Vrabel	2007	12.5	70.5
5t	Tony McGee	1978	12.0	N/A
5t	Tony McGee	1977	12.0	N/A
7t	Willie McGinest	1995	11.0	96
7t	Garin Veris	1986	11.0	N/A
9	Tony McGee	1979	10.5	N/A
10t	Mark Anderson	2011	10.0	75.0
10t	Tully Banta-Cain	2009	10.0	69.5
10t	Andre Carter	2011	10.0	70.0
10t	Garin Veris	1985	10.0	N/A

ALL-PURPOSE YARDS

RANK	PLAYER	YEAR	YARDS
1	Mack Herron	1974	2444
2	Dave Meggett	1995	1931
3t	Kevin Faulk	2000	1909
3t	Carl Garrett	1969	1909
5	Tony Collins	1981	1893
6	Larry Garron	1963	1886
7	Mack Herron	1973	1839
8	Dave Meggett	1996	1783
9	Wes Welker	2009	1767
10	Curtis Martin	1995	1748



CAREER 100/300-YARD GAMES

CAREER 100-YARD RUSHING GAMES

Number	Player	W-L-T
17	Jim Nance	11-4-2
14	Curtis Martin	9-5-0
11	Sam Cunningham	8-3-0
8	Don Calhoun	7-1-0
8	Tony Collins	7-1-0
7	Craig James	4-3-0
7	John Stephens	5-2-0
6	Antowain Smith	6-0-0
5	Laurence Maroney	5-0-0
4	BenJarvus Green-Ellis	4-0-0
5	Leonard Russell	3-2-0
4	Stevan Ridley	4-0-0
4	Robert Edwards	2-2-0
4	Sammy Morris	4-0-0
4	Andy Johnson	3-1-0
3	Larry Garron	3-0-0
3	Horace Ivory	3-0-0
2	Ron Burton	1-1-0
2	Carl Garrett	1-1-0
2	Terry Allen	1-1-0
1	Josh Ashton	1-0-0
1	Brandon Bolden	1-0-0
1	Mosi Tatupu	1-0-0
1	Mark Van Eeghen	1-0-0
1	Robert Weathers	1-0-0
1	Michael LeBlanc	1-0-0
1	Jon Vaughn	1-0-0
1	Scott Lockwood	0-1-0
1	J.D. Garrett	1-0-0
1	Mack Herron	0-1-0
1	Dick Christy	1-0-0
1	Fred Taylor	1-0-0
1	Vagas Ferguson	1-0-0
1	Steve Grogan	1-0-0
145	Total	

CAREER 300-YARD PASSING GAMES

Number	Player	W-L-T
53	Tom Brady	43-10-0
26	Drew Bledsoe	17-9-0
12	Steve Grogan	3-9-0
7	Babe Parilli	3-2-2
7	Tony Eason	2-5-0
3	Matt Cassel	2-1-0
3	Hugh Millen	2-1-0
1	Jim Plunkett	1-0-0
1	Tom Ramsey	0-1-0
1	Butch Songin	0-1-0
1	Matt Cavanaugh	0-1-0
1	Tom Yewcic	0-1-0
116	Total	73-41-2

CAREER 100-YARD RECEIVING GAMES

Number	Player	W-L-T
38	Stanley Morgan	19-19-0
28	Wes Welker	22-6-0
18	Randy Moss	17-1-0
13	Terry Glenn	11-2-0
13	Troy Brown	9-4-0
12	Irving Fryar	5-7-0
9	Ben Coates	5-4-0
9	Jim Colclough	5-3-1
9	Rob Gronkowski	7-2-0
8	Deion Branch	7-1-0
8	Harold Jackson	5-3-0
7	Gino Cappelletti	2-3-2
6	David Givens	5-1-0
6	Ron Sellers	2-4-0
5	Art Graham	2-2-1
5	Hart Lee Dykes	1-4-0
5	Vincent Brisby	4-1-0
5	David Patten	4-1-0
5	Aaron Hernandez	3-2-0
4	Michael Timpson	2-2-0
4	Randy Vataha	2-2-0
4	Don Hasselbeck	0-4-0
4	Jim Whalen	1-3-0
4	Shawn Jefferson	2-2-0
3	Russ Francis	2-1-0
3	Stephen Starring	3-0-0
2	Kevin Faulk	2-0-0
2	Tony Romeo	1-0-1
2	Reche Caldwell	2-0-0
2	Cedric Jones	1-1-0
2	Darryl Stingley	2-0-0
2	Eric Sievers	1-1-0
2	Larry Garron	2-0-0
2	Tony Collins	1-1-0
2	Tony Simmons	1-1-0
2	Daniel Graham	2-0-0
2	Reggie Rucker	1-1-0
2	Brandon Lloyd	0-2-0
1	Donté Stallworth	1-0-0
1	Ben Watson	1-0-0
1	Aaron Marsh	0-1-0
1	Billy Lott	1-0-0
1	Dick Christy	1-0-0
1	Joe Johnson	0-1-0
1	Jabar Gaffney	1-0-0
1	Greg McMurtry	1-0-0
1	Wes Moore	0-1-0
1	Derrick Ramsey	1-0-0
1	Danny Woodhead	1-0-0
1	Julian Edelman	0-1-0
1	Andy Johnson	0-1-0
1	Brandon Tate	1-0-0
1	Bob Adams	0-1-0
1	Don Calhoun	0-1-0
275	Total	



CONSECUTIVE RECORDS

INDIVIDUAL RECORDS

CONSECUTIVE SEASONS PLAYED

- 16 Steve Grogan (1975-90)
- 15 Troy Brown (1993-2007)
- 14 Bruce Armstrong (1987-2000)
- Steve Nelson (1974-86)

CONSECUTIVE GAMES PLAYED

- 161 Raymond Clayborn (09/18/77 to 11/22/87)
- 160 Adam Vinatieri (09/01/96 to 01/01/06)

CONSECUTIVE GAMES STARTED

- 147 Raymond Clayborn (09/03/78 to 11/22/87)
- 110 Ray Hamilton (09/16/73 to 10/26/80)

CONSECUTIVE GAMES SCORING

- 102 Adam Vinatieri (11/10/96 to 12/29/02)
- 101 John Smith (09/28/75 to 10/02/83)

CONSECUTIVE GAMES SCORING TD

- 7 Curtis Martin (10/13/96 to 11/24/96)
- 6 Rob Gronkowski (11/06/11-12/11/11)
- Stevan Ridley (10/28/12-12/10/12)
- Laurence Maroney (10/18/09-11/30/09)
- Robert Edwards (09/07/98 to 10/19/98)
- 5 Seven Times, Most Recently
- Rob Gronkowski (12/26/10-9/25/11)

CONSECUTIVE GAMES RUSHING TD

- 7 Curtis Martin (10/13/96 to 11/24/96)
- 6 Stevan Ridley (10/28/12-12/02/12)
- Laurence Maroney (10/18/09-11/30/09)
- 5 Robert Edwards (09/07/98 to 10/19/98)
- BenJarvus Green-Ellis (9/26/10-10/31/10)
- Curtis Martin (10/23/95 to 11/19/95)
- Horace Ivory (10/22/78 to 11/19/78)

CONSECUTIVE GAMES RECEIVING TD

- 6 Rob Gronkowski (11/06/11-12/11/11)
- 5 Rob Gronkowski (12/26/10-9/25/11)
- Randy Moss (10/14/07 to 11/18/07)
- Daniel Graham (12/27/03 to 10/10/04)
- Michael Timpson (12/26/93 to 9/18/94)
- Jimmy Colclough (11/11/62 to 12/09/62)
- 4 Rob Gronkowski (10/21/12-11/18/12)
- Stanley Morgan (09/21/86 to 10/12/86)
- Stanley Morgan (09/07/80 to 9/29/80)
- Art Graham (12/11/66 to 9/17/67)

CONSECUTIVE GAMES PASSING TD

- 48 Tom Brady (9/12/10-12/16/12)@
- 19 Tom Brady (12/17/06 to 12/09/07)
- 14 Babe Parilli (12/03/61 to 9/08/63)
- 13 Tom Brady (12/14/03 to 11/22/04)

CONSECUTIVE STARTS NONE INTERCEPTED

- 11 Tom Brady (10/24/10-01/2/11)
- 6 Tony Eason (09/07/86 to 10/26/86)
- 5 Tom Brady (12/10/06 to 09/09/07)
- Drew Bledsoe (10/23/95 to 11/19/95)

CONSECUTIVE ATTEMPTS NONE INTERCEPTED

- 358 Tom Brady (10/17/10-9/12/11)*
- 201 Tom Brady (10/14/12-11/22/12)
- 190 Tom Brady (9/16/12-10/14/12)
- 183 Tom Brady (9/20/09-10/25/09)
- 179 Drew Bledsoe (10/23/95 to 11/26/95)
- 178 Tony Eason (12/22/85 to 10/26/86)
- 175 Tom Brady (12/03/06 to 9/16/07)
- 173 Tom Brady (10/01/07 to 11/04/07)

CONSECUTIVE ATT. WITHOUT INT. TO START CAREER

- 162 Tom Brady (11/23/00 to 10/28/01)*

CONSECUTIVE GAMES RECEPTIONS MADE

- 93 Wes Welker (9/09/07-12/30/12)@
- 63 Ben Coates (12/27/92 to 12/15/96)
- 42 Jim Colclough (9/09/60 to 9/08/63)

CONSECUTIVE RECEPTIONS MADE FOR TDs

- 8 Mike Vrabel (9/28/02 to 10/28/07)
- 3 Derrick Ramsey (11/18/84)
- 3 Harold Jackson (9/09/79)

CONSECUTIVE GAMES INTERCEPTIONS MADE

- 4 Mike Haynes (11/07/76 to 11/28/76)
- 3 Devin McCourty (11/21/10-12/16/10)
- Ty Law (11/26/95 to 12/10/95)
- Myron Guyton (11/12/96 to 11/26/95)
- Asante Samuel (9/23/07 to 10/7/07)

CONSECUTIVE FGs MADE

- 25 Adam Vinatieri (11/24/96 to 11/09/97)

INDIVIDUAL RECORDS (Cont.)

- 23 Adam Vinatieri (10/10/04 to 12/26/04)
 - 17 Stephen Gostkowski (12/09/07 to 10/05/08)
- ### CONSECUTIVE GAMES FG MADE
- 17 Matt Bahr (12/18/94 to 12/16/95)
 - 17 Tony Franklin (11/24/85 to 11/23/86)
- ### CONSECUTIVE PATs MADE
- 308 Stephen Gostkowski (12/31/06 to 12/30/12)@
 - 117 Adam Vinatieri (10/27/96 to 10/31/99)
 - 105 Gino Cappelletti (12/08/63 to 12/18/66)

TEAM RECORDS

CONSECUTIVE VICTORIES (INCLUDING PLAYOFFS)

- 21 Oct. 5, 2003 to Oct. 24, 2004*
- 18 Sept. 9, 2007 to Jan. 20, 2008
- 12 Nov. 25, 2001 to Sept. 22, 2002

CONSECUTIVE REGULAR SEASON VICTORIES

- 21 Dec. 17, 2006 to Sept. 14, 2008*
- 18 Oct. 5, 2003 to Oct. 24, 2004
- 12 Nov. 14, 2010 to Sept. 18, 2011
- 9 Nov. 25, 2001 to Sept. 22, 2002
- Nov. 3, 1994 to Sept. 3, 1995

CONSECUTIVE PLAYOFF VICTORIES

- 10 Jan. 19, 2002 to Jan. 7, 2006*
- 3 Dec. 28, 1985 to Jan. 12, 1986

CONSECUTIVE SHUTOUT VICTORIES

- 2 vs. Miami, Dec. 12, 1982 and at Seattle Dec. 19, 1982

CONSECUTIVE VICTORIES AT HOME

- 20 Dec. 12, 2008 to Oct. 16, 2011
- 18 Dec. 29, 2002 to Sept. 8, 2005
- 12 Nov. 26, 2006 to Sept. 7, 2008
- 10 Sept. 19, 1976 to Oct. 30, 1977

CONSECUTIVE VICTORIES ON ROAD

- 12 Dec. 24, 2006 to Oct. 5, 2008
- 7 Oct. 19, 2003 to Oct. 3, 2004
- Dec. 11, 2005 to Nov. 19, 2006
- 6 Oct. 19, 1986 to Dec. 22, 1986
- Sept. 10, 1978 to Nov. 19, 1978

CONSECUTIVE LOSSES

- 14 Sept. 23, 1990 to Sept. 1, 1991
- 10 Dec. 22, 1991 to Nov. 8, 1992
- 9 Oct. 25, 1981 to Dec. 20, 1981
- Oct. 8, 1972 to Dec. 3, 1972
- Sept. 27, 1970 to Nov. 22, 1970

CONSECUTIVE LOSSES AT HOME

- 10 Dec. 3, 1989 to Sept. 22, 1991
- 6 Nov. 3, 1974 to Sept. 28, 1975
- Oct. 15, 1972 to Sept. 23, 1973
- Sept. 27, 1970 to Dec. 13, 1970

CONSECUTIVE LOSSES ON ROAD

- 8 Sept. 13, 1981 to Dec. 20, 1981
- Dec. 6, 1970 to Dec. 12, 1971
- Oct. 6, 1968 to Oct. 26, 1969

CONSECUTIVE GAMES SCORING

- 149 Nov. 28, 1993 to Dec. 29, 2002
- 125 Dec. 28, 1975 to Nov. 13, 1983

CONSECUTIVE QUARTERS PATRIOTS SCORELESS

- 10 Nov. 22, 1992 (vs. NYJ, 2nd half) to Dec. 6, 1992 (vs. Indianapolis)

CONSECUTIVE SHUTOUT QUARTERS RECORDED

- 8 Dec. 12, 1982 (vs. Miami) to Dec. 19, 1982 (at Seattle)

CONSECUTIVE QUARTERS NOT ALLOWING A TD

- 10 Dec. 5, 1982 (at Chicago, 2nd half) thru Dec. 19, 1982 (at Seattle)
- (Shutout victories vs. Miami 12/12/82 and at Seattle 12/19/82)

CONSECUTIVE SERIES GAME PATRIOTS VICTORIES

- 15 Buffalo Bills, Dec. 27, 2003 to Dec. 26, 2010
- 11 Buffalo Bills, Jan. 2, 1983 to Dec. 20, 1987
- 10 San Diego Chargers, Dec. 2, 1973 to Oct. 14, 2001

CONSECUTIVE SERIES GAME PATRIOTS LOSSES

- 10 Denver Broncos, Nov. 4, 1984 to Sept. 7, 1998
- 9 New York Jets, Dec. 18, 1966 to Nov. 22, 1970
- Miami Dolphins, Sept. 17, 1989 to Nov. 21, 1993

*NFL Record

@-Active



PATRIOTS INDIVIDUAL RECORDS

The following records relate to service with the Patriots and reflect only regular season activity; postseason playoff competition is excluded. Number of games per season: 1960-1977 (14); 1978-81 (16); 1982 (9); 1983-86 (16); 1987 (15), and 1988-09 (16).
underline = record set in 2011; **bold** = player on current roster

SERVICE

MOST SERVICE

Seasons —	16	Steve Grogan, 1975-90
	15	Troy Brown, 1993-07
		Julius Adams, 1971-77, 79-85, 87
	14	Bruce Armstrong, 1987-2000
		Steve Nelson, 1974-87
	13	Tom Brady, 2000-12
		Kevin Faulk, 1999-2011
		Tedy Bruschi, 1996-2008
		Raymond Clayborn, 1977-89
		John Hannah, 1973-85
		Stanley Morgan, 1977-89
		Mosi Tatu, 1978-90

Games —

PLAYER, POS.	GAMES	YEARS
1. Bruce Armstrong, OT	212	1987-00
2. Julius Adams, DE	206	1971-87*
3. Mosi Tatu, RB	194	1978-90
4. Troy Brown, WR	192	1993-07
5. Raymond Clayborn, CB	191	1977-89
6. Tedy Bruschi, LB	189	1996-08
7. John Hannah, OG	183	1973-85
8. Stanley Morgan, WR	180	1977-89
9. Tom Brady, QB	177+	2000-12
10. Steve Nelson, LB	174	1974-87
11. Willie McGinest, LB	171	1994-05
	161	1999-11
	160c	1996-05
	160	1965-77
15. Matt Light, T	155	2001-11
16. Pete Brock, C	154	1976-87
17. Gino Cappelletti, K/WR	152c	1960-70
18. Andre Tippett, LB	151	1982-93^
	151	1971-81
20. Steve Grogan, QB	149	1975-90
21. Roland James, SS	145	1980-90
22. Fred Marion, FS	144	1982-91
23. Ben Coates, TE	142	1991-99
	142	1961-71
25. Jim Lee Hunt, DT	141	1960-70
	141	1995-04
	141	2000-08
28. Len St. Jean, OG	140c	1964-73
	138+	2004-12
30. Don Webb, DB	134	1961-71
31. Ray Hamilton, NT	132	1973-81
	130	1964-74
33. Irving Fryar, WR	129	1984-92
34. Larry Izzo, LB	127	2001-08
	127	1993-00
36. Johnny Rember, LB	126	1983-92
	125	1995-04
	125	2001-08
	124	1993-01
	124	1960-68
	124	1973-81
	124	1961-69
43. Vincent Brown, LB	123	1988-95
	122	1983-91
	122	1980-89
46. Jarvis Green, DL	121	2002-09
	121	1986-93
48. Dan Koppen, C	121	2003-11
	120	1982-90
50. Sam Adams, OG	119	1972-80
	119	1983-91
	119	1974-81

SCORING

MOST POINTS

Career —	1,158	Adam Vinatieri, 1996-05
	1,130	Gino Cappelletti, 1960-70
	865	Stephen Gostkowski, 2006-2012
	692	John Smith, 1974-82
	442	Tony Franklin, 1984-87
	408	Stanley Morgan, 1977-89
Season —	155	Gino Cappelletti, 1964 (7-td, 36-xp*, 25-fg)
	153	Stephen Gostkowski, 2012 (66-xp, 29-fg)
	148	Stephen Gostkowski, 2008 (40-xp, 36-fg)
	147	Gino Cappelletti, 1961 (8-td, 48-xp, 17-fg)
	143	Stephen Gostkowski, 2011 (59-xp, 28-fg)
	141	Adam Vinatieri, 2004 (48-xp, 31-fg)
	140	Tony Franklin, 1986 (44-xp, 32-fg)

Game —

28	Gino Cappelletti vs. Hou., Dec. 18, 1965 (2-td, 4-xp, 4-fg)
24	Randy Moss at Buf., Nov. 18, 2007 (4-td)
24	Gino Cappelletti vs. Buf., Nov. 15, 1964 (3-td, 6-xp*)

Most Seasons Leading League —

5	Gino Cappelletti, 1961, 63-66
2	John Smith, 1979, 1980

TOUCHDOWNS

MOST TOUCHDOWNS

Career —	68	Stanley Morgan, 1977-89 (67-p, 1-r)
	50	Ben Coates, 1991-99 (50-p)
		Randy Moss, 2007-10 (50-p)
	49	Sam Cunningham, 1973-79, 1981-82 (43-r, 6-p)
	46	Jim Nance, 1965-71 (45-r, 1-p)
	44	Tony Collins, 1981-87 (32-r, 12-p)
	42	Gino Cappelletti, 1960-70 (42-p)
		Irving Fryar, 1984-92 (1-r, 38-p, 3-rt)
		Larry Garron, 1960-68 (15-r, 26-p, 1-rt)
Season —	23	Randy Moss, 2007 (23-p)
	18	Rob Gronkowski, 2011 (17-p, 1-r)
	17	Curtis Martin, 1996 (14-r, 3-p)
	15	Curtis Martin, 1995 (14-r, 1-p)
	13	BenJarvus Green-Ellis, 2010 (13-r)
		Randy Moss, 2009 (13-p)
		Corey Dillon, 2006 (13-r)
		Corey Dillon, 2005 (12-r, 1-p)
		Corey Dillon, 2004 (12-r, 1-p)
		Steve Grogan, 1976 (12-r, 1-f)
		Stanley Morgan, 1979 (12-p, 1-rt)
		Antowain Smith, 2001 (12-r, 1-p)
	12	Robert Edwards, 1998 (9-r, 3-p)
		Mack Herron, 1974 (7-r, 5-p)
	11	BenJarvus Green-Ellis, 2010 (11-r)
		Sam Cunningham, 1974 (9-r, 2-p)
		Horace Ivory, 1978 (11-r)
		Billy Lott, 1961 (5-r, 6-p)
		Randy Moss, 2008 (11-p)
		Jim Nance, 1966 (11-r)
Game —	4	Randy Moss at Buffalo, Nov. 18, 2007 (4-p)
	3	Accomplished 25 times; Most recent: Rob Gronkowski vs. Indianapolis, Dec. 4, 2011 (2-p, 1r)

*includes one two-point conversion

c - consecutive games played + - active status

* - J. Adams DNP in 1986.

^ - A. Tippett DNP in 1989

2012 New England Patriots



www.patriots.com

PATRIOTS INDIVIDUAL RECORDS

PAT KICKS

MOST PAT KICK ATTEMPTS

Career — 374 Adam Vinatieri, 1996-05
353 Gino Cappelletti, 1960-70
356 Stephen Gostkowski, 2006-12
323 John Smith, 1974-83
166 Tony Franklin, 1984-87

Season — **74 Stephen Gostkowski, 2007***
66 Stephen Gostkowski, 2012
59 Stephen Gostkowski, 2011
51 John Smith, 1980
50 Gino Cappelletti, 1961
50 Stephen Gostkowski, 2012
49 John Smith, 1979
48 Adam Vinatieri, 2004

Game — **8 Stephen Gostkowski vs. Tenn., Oct. 18, 2009**
Stephen Gostkowski at Buffalo, Nov. 18, 2007
David Posey vs. N.Y. Jets, Oct. 29, 1978
John Smith vs. N.Y. Jets, Sept. 9, 1979
7 Stephen Gostkowski at Oakland, Dec. 14, 2008
Gino Cappelletti vs. Buffalo, Oct. 22, 1961
John Smith vs. Oakland, Oct. 3, 1976

MOST PAT KICKS MADE

Career — 367 Adam Vinatieri, 1996-05
355 Stephen Gostkowski, 2006-12
342 Gino Cappelletti, 1960-70
308 John Smith, 1974-83
163 Tony Franklin, 1984-87

Season — **74 Stephen Gostkowski, 2007**
66 Stephen Gostkowski, 2012
59 Stephen Gostkowski, 2011
51 John Smith, 1980
48 Adam Vinatieri, 2004
Gino Cappelletti, 1961
47 Stephen Gostkowski, 2009
46 John Smith, 1979

Game — **8 Stephen Gostkowski vs. Ind., Nov. 18, 2012**
8 Stephen Gostkowski vs. Tenn., Oct. 18, 2009
8 Stephen Gostkowski at Buffalo, Nov. 18, 2007
John Smith vs. N.Y. Jets, Sept. 9, 1979

*NFL Record

MISC. SCORING

SAFETY

Game — 1 Accomplished 23 times, most recent:
Team vs. N.Y. Jets, 10/21/12

Season — 2 Don Blackmon at Tampa Bay,
10/27/85 and vs. Green Bay, 9/8/85
(NOTE: See fumble section for scoring on fumbles)

MISSED FG RETURNED FOR TD

91 yds Ron Burton vs. Denver, Nov. 11, 1962

BLOCKED FG RETURNED FOR TD

71 yds Raymond Clayborn at Houston, Oct. 18, 1987
65 yds Mike Haynes at N.Y. Jets, Oct. 5, 1980
45 yds Larry Carwell vs. Cincinnati, Sept. 17, 1972
35 yds Kyle Arrington at Miami, Oct. 4, 2010

BLOCKED PUNT RETURNED FOR TD

31 yds Rod McSwain at L.A. Rams, Nov. 16, 1986
20 yds Don Webb vs. San Diego, Dec. 17, 1961
17 yds Mosti Tatupu at New Orleans, Nov. 30, 1986
8 yds Rick Sanford vs. Baltimore, Nov. 18, 1979
4 yds Tedy Bruschi vs. Baltimore, Oct. 6, 1996
3 yds Willie Scott vs. Indianapolis, Nov. 22, 1987
0 yds Leroy Moore vs. Oakland, Nov. 17, 1961

FIELD GOALS

MOST FIELD GOAL ATTEMPTS

Career — 333 Gino Cappelletti, 1960-70
321 Adam Vinatieri, 1996-05
202 Stephen Gostkowski, 2006-12
191 John Smith, 1974-83
125 Tony Franklin, 1984-87

Season — 41 Tony Franklin, 1986
40 Stephen Gostkowski, 2008
39 Adam Vinatieri, 1998
Gino Cappelletti, 1964
38 Gino Cappelletti, 1963
37 Gino Cappelletti, 1962

Game

7 Jason Staurovsky vs. Ind., Dec. 3, 1989
Gino Cappelletti vs. Cin., Nov. 16, 1969
Gino Cappelletti vs. Buf., Sept. 24, 1967
Gino Cappelletti vs. S.D., Sept. 20, 1964
6 Adam Vinatieri vs. Jax, Sept. 22, 1996
Gino Cappelletti vs. NYJ, Sept. 27, 1964
Gino Cappelletti at Denver, Oct. 4, 1964
Gino Cappelletti vs. Hou., Dec. 18, 1965

Most Seasons Leading League

3 Gino Cappelletti, 1961, 63-64

MOST FIELD GOALS MADE

Career — 263 Adam Vinatieri, 1996-05
176 Gino Cappelletti, 1960-70
170 Stephen Gostkowski, 2006-12
128 John Smith, 1974-83
93 Tony Franklin, 1984-87

Season

36 Stephen Gostkowski, 2008
32 Tony Franklin, 1986
31 Adam Vinatieri, 2004
Adam Vinatieri, 1998
29 Stephen Gostkowski, 2012
28 Stephen Gostkowski, 2011
27 Adam Vinatieri, 2002
Adam Vinatieri, 2000
Adam Vinatieri, 1996
Matt Bahr, 1994
26 Stephen Gostkowski, 2009
Adam Vinatieri, 1999
John Smith, 1980

Game

6 Gino Cappelletti vs. Denver, Oct. 4, 1964
5 Adam Vinatieri vs. Jacksonville, Sept. 22, 1996
Jason Staurovsky vs. Indianapolis, Dec. 3, 1989

Game (No Misses)

6 Gino Cappelletti vs. Denver, Oct. 4, 1964

Longest Made

57 Adam Vinatieri at Chicago, Nov. 10, 2002
55 Adam Vinatieri at St. Louis, Dec. 13, 1998
Matt Bahr at Miami, Nov. 12, 1995
54 Adam Vinatieri vs. Cleveland, Dec. 12, 2001
53 Stephen Gostkowski vs. Arizona, Sept. 16, 2012
Stephen Gostkowski at Denver, Oct. 11, 2009
Adam Vinatieri vs. Kansas City, Dec. 4, 2000
Gino Cappelletti vs. N.Y. Jets, Nov. 28, 1965

Most 50-Yard Field Goals Made

8 Adam Vinatieri (1996-05)
7 Stephen Gostkowski (2006-12)
3 Tony Franklin (1984-87)

PATRIOTS INDIVIDUAL RECORDS

RUSHING

MOST RUSHING ATTEMPTS

Career — 1,385 Sam Cunningham, 1973-79, 1981-82
1,323 Jim Nance, 1965-71
1,191 Tony Collins, 1981-87
958 Curtis Martin, 1995-97
891 John Stephens, 1988-92

Season — 368 Curtis Martin, 1995
345 Corey Dillon, 2004
316 Curtis Martin, 1996
300 Leonard Russell, 1993
299 Jim Nance, 1966

Game —

40 Curtis Martin vs. NYJ, Sept. 14, 1997 (199 yards)
38 Jim Nance vs. Oak., Oct. 30, 1966 (208 yds)
36 Curtis Martin vs. Buf., Oct. 23, 1995 (127 yds)
35 Curtis Martin vs. Ind., Nov. 24, 1996 (141 yds)
Curtis Martin at NYJ, Nov. 5 1995 (166 yds)
Michael LeBlanc vs. Buffalo Oct. 11, 1987 (146 yds)
John Stephens vs. Chi., Oct. 30, 1988 (124 yds)

Seasons Leading League —

3 Jim Nance, 1966-67, 69

MOST RUSHING YARDS

Career — 5,453 Sam Cunningham, 1973-79, 1981-82
5,323 Jim Nance, 1965-71
4,647 Tony Collins, 1981-87
3,799 Curtis Martin, 1995-97
3,607 Kevin Faulk, 1999-11
3,391 Don Calhoun, 1975-81

Season — 1,635 Corey Dillon, 2004
1,487 Curtis Martin, 1995
1,458 Jim Nance, 1966
1,263 Stevan Ridley, 2012
1,227 Craig James, 1985
1,216 Jim Nance, 1967

Game —

212 Tony Collins vs. NY Jets, Sept. 18, 1983 (23 att.)
208 Jim Nance vs. Oakland, Oct. 30, 1966 (38 att.)
199 Curtis Martin vs. NY Jets, Sept. 14, 1997 (40 att.)
196 Robert Edwards at St. Louis, Dec. 13, 1998 (24 att.)
185 Jim Nance vs. Buffalo, Sept. 24, 1967 (34 att.)

Seasons Leading League — 2 Jim Nance, 1966-67

LONGEST RUN FROM SCRIMMAGE

85 Larry Garron vs. Buffalo, Oct. 22, 1961 (TD)
80 Carl Garrett vs. Miami, Nov. 9, 1969 (TD)
77 Robert Weathers vs. Balt., Sept. 4, 1983
Ron Burton at Denver, Oct. 23, 1960

HIGHEST AVERAGE RUSHING GAIN

Career (450 Attempts) —

4.22 Corey Dillon, 2004-06 (753-3,180)
4.22 Craig James, 1984-88 (585-2,469)
4.17 Kevin Faulk, 1999-11 (864-3,607)
4.17 Laurence Maroney, 2006-09 (582-2,430)
4.16 Carl Garrett, 1969-72 (537-2,235)
4.14 Don Calhoun, 1974-81 (820-3,391)

Season (100 Attempts) —

5.59 Don Calhoun, 1976 (129-721)
5.45 Mosi Tatupu, 1983 (106-578)
5.04 Carl Garrett, 1969 (137-691)
4.94 Craig James, 1984 (160-790)
4.91 Horace Ivory, 1978 (141-693)

Game (10 Attempts) —

11.60 Larry Garron vs. Buffalo, Oct. 22, 1961 (10-116)
11.36 Sam Cunningham at Buffalo, Oct. 20, 1974 (11-125)
11.14 Laurence Maroney vs. Miami, Dec. 23, 2007 (14-156)

MOST RUSHING TOUCHDOWNS

Career — 45 Jim Nance, 1965-71
43 Sam Cunningham, 1973-79, 1981
37 Corey Dillon, 2004-06
35 Steve Grogan, 1975-90
32 Curtis Martin, 1995-97
Tony Collins, 1981-87
29 BenJarvus Green-Ellis, 2008-11

Season — 14 Curtis Martin, 1996
Curtis Martin, 1995
13 BenJarvus Green-Ellis, 2010
Corey Dillon, 2006
12 Stevan Ridley, 2012
Corey Dillon, 2005
Corey Dillon, 2004
Antowain Smith, 2001
Steve Grogan, 1976

Game — 3 Corey Dillon vs. Detroit, Dec. 3, 2006
Curtis Martin, vs. Miami, Nov. 3, 1996
Mosi Tatupu at LA Rams, Dec. 11, 1983
Tony Collins vs. NY Jets, Sept. 18, 1983
Sam Cunningham at Buffalo, Oct. 20, 1974

Seasons Leading League —

1 Jim Nance, 1966

MOST 100-YARD RUSHING GAMES

17 Jim Nance (1965-71)
14 Curtis Martin (1995-97)
11 Corey Dillon (2004-06)
11 Sam Cunningham (1973-79, 81-82)

MOST 1,000-YARD RUSHING SEASONS

3 Curtis Martin (1995-97)
2 Jim Nance (1965-71)



PATRIOTS INDIVIDUAL RECORDS

PASSING

Season (100 Attempts) —

- .689 Tom Brady, 2007 (578-398)
- .659 Tom Brady, 2010 (492-324)
- .657 Tom Brady, 2009 (565-371)
- .656 Tom Brady, 2011 (611-401)
- .639 Tom Brady, 2001 (413-264)
- .634 Matt Cassel, 2008 (516-327)
- .630 Tom Brady, 2012 (637-401)
- .630 Tom Brady, 2005 (334-530)

Game (20 Attempts) —

- .885 Tom Brady vs. Jacksonville, Dec. 27, 2009 (26-23)
- .853 Tom Brady vs. Tennessee, Oct. 18, 2009 (34-29)
- .846 Tom Brady at Buffalo, Nov. 3, 2002 (26-22)
- .840 Tom Brady at Miami, Nov. 21, 2007 (25-21)
- .815 Tom Brady at Atlanta, Oct. 9, 2005 (22-27)
- .806 Tom Brady vs. San Diego, Sept. 16, 2007 (31-25)
- .800 Tom Brady at Indianapolis, Oct. 21, 2001 (20-16)
- Babe Parilli vs. Miami, Oct. 15, 1967 (20-16)

Most Seasons Leading League —

- 1 Tom Brady, 2007
- Vito (Babe) Parilli, 1961

MOST PASSING YARDS

- Career —**
- 44,806 Tom Brady, 2000-12@
 - 29,657 Drew Bledsoe, 1993-01
 - 26,886 Steve Grogan, 1975-90
 - 16,747 Vito (Babe) Parilli, 1961-67
 - 10,732 Tony Eason, 1983-89

- Season —**
- 5,235 Tom Brady, 2011
 - 4,827 Tom Brady, 2012
 - 4,806 Tom Brady, 2007
 - 4,555 Drew Bledsoe, 1994
 - 4,398 Tom Brady, 2009
 - 4,110 Tom Brady, 2005
 - 4,086 Drew Bledsoe, 1996
 - 3,985 Drew Bledsoe, 1999

Game —

- 517 Tom Brady at Miami, Sept. 12, 2011
- 443 Tom Brady vs. San Francisco, Dec. 16, 2012
- 426 Drew Bledsoe vs. Minnesota, Nov. 13, 1994
- 423 Tom Brady vs. San Diego, Sept. 18, 2011
- 423 Drew Bledsoe vs. Miami, Nov. 23, 1998
- 421 Drew Bledsoe at Miami, Sept. 5, 1994
- 419 Drew Bledsoe vs. Miami, Nov. 3, 1996
- 415 Matt Cassel at Miami, Nov. 23, 2008
- 414 Tony Eason vs. Seattle, Sept. 21, 1986
- 410 Tom Brady vs. Kansas City, Sept. 22, 2002

Seasons Leading League —

- 2 Tom Brady, 2005, 2007
- 1 Drew Bledsoe, 1994
- Vito (Babe) Parilli, 1964

LONGEST PASS COMPLETION

- 99t Tom Brady at Miami, Sept. 12, 2011 (to Wes Welker)*
- 91t Tom Brady at Indianapolis, Oct. 21, 2001 (to David Patten)
- 90t Tony Eason at Chicago, Sept. 15, 1985 (to Craig James)
- 88t Jim Plunkett vs. Baltimore, Dec. 19, 1971 (to Randy Vataha)
- 87t Tom Sherman vs. NY Jets, Oct. 27, 1968 (to Jim Whalen)

Longest Competition continued —

- 86t Drew Bledsoe at Pittsburgh, Dec. 6, 1998 (to Terry Glenn)
- 83t Tom Brady at NY Jets, Nov. 22, 2012 (to Shane Vereen)
- 82t Tom Brady at Miami, Oct. 19, 2003 (to Troy Brown in overtime)

@Current

FEWEST INTERCEPTIONS THROWN

Career (500 Attempts) —

- 13 Matt Cassel, 2005-08
- 24 Butch Songin, 1960-61
- 28 Hugh Millen, 1991-92
- 44 Mike Taliaferro, 1968-70
- 48 Tony Eason, 1983-89

Season (100 Attempts) —

- 2 Steve Grogan, 1986 (102 att.)
- 4 Tom Brady, 2010 (492 att.)
- Scott Zolak, 1992 (100 att.)
- Steve Grogan, 1982 (122 att.)
- 5 Steve Grogan, 1985 (156 att.)
- 5 Tom Hodson, 1990 (156 att.)

Lowest Interception Percentage, Season —

- 0.8 Tom Brady, 2010 (4-492)
- 1.3 Tom Brady, 2012 (8-637)
- 1.4 Tom Brady, 2007 (8-578)
- 1.9 Tony Eason, 1984 (8-431)
- 2.0 Tom Brady, 2011 (12-611)
- 2.0 Steve Grogan, 1986 (2-102)
- 2.1 Matt Cassel, 2008 (11-516)
- 2.2 Tony Eason, 1986 (10-448)

MOST INTERCEPTIONS THROWN

Career (500 attempts) —

- 208 Steve Grogan, 1975-90
- 138 Babe Parilli, 1961-67
- Drew Bledsoe, 1993-01
- 123 Tom Brady, 2000-12
- 87 Jim Plunkett, 1971-75

Season —

- 27 Drew Bledsoe, 1994
- Babe Parilli, 1964
- 26 Babe Parilli, 1965
- 25 Jim Plunkett, 1972
- 24 Babe Parilli, 1967
- Babe Parilli, 1963

Game (25 attempts) —

- 6 Steve Grogan vs. San Francisco, Nov. 30, 1980
- Babe Parilli vs. Denver, Sept. 3, 1967
- 5 Seven times, most recently
- Drew Bledsoe at Miami, Nov. 21, 1999

MOST TOUCHDOWN PASSES

Career —

- 332 Tom Brady, 2000-12
- 182 Steve Grogan, 1975-90
- 166 Drew Bledsoe, 1993-01
- 132 Vito (Babe) Parilli, 1961-67
- 62 Jim Plunkett, 1971-75



PATRIOTS INDIVIDUAL RECORDS

PASSING (Cont.)

Most Touchdown Passes continued —

Season —

- 50 Tom Brady, 2007*
- 39 Tom Brady, 2011
- 36 Tom Brady, 2010
- 34 Tom Brady, 2012
- 31 Vito (Babe) Parilli, 1964
- 28 Tom Brady, 2009
- Tom Brady, 2004
- Tom Brady, 2002
- Drew Bledsoe, 1997
- Steve Grogan, 1979

Game —

- 6 Tom Brady vs. Tennessee, Oct. 18, 2009
- Tom Brady at Miami, Oct. 21, 2007
- 5 Tom Brady at Buffalo, Nov. 18, 2007
- Steve Grogan vs. N.Y. Jets, Sept. 9, 1979
- Vito (Babe) Parilli at Buffalo, Nov. 15, 1964
- Vito (Babe) Parilli vs. Miami, Oct. 15, 1967

Quarter —

- 5 Tom Brady vs. Tennessee, Oct. 18, 2009 (2nd Qtr)*
- 3 Tom Brady at Buffalo, Nov. 18, 2007 (2nd Qtr)
- Tom Brady at Miami, Oct. 21, 2007 (2nd Qtr)

Seasons Leading League —

- 3 Tom Brady, 2002, 2007, 2010
- 1 Steve Grogan, 1979 (tied Brian Sipe of Clev.-28)
- Babe Parilli, 1964

MOST 300 YARD PASSING GAMES

- 53 Tom Brady (2000-12)
- 26 Drew Bledsoe(1993-01)
- 12 Steve Grogan (1975-90)

MOST 3,000-YARD PASSING SEASONS

- 10 Tom Brady (2000-12)
- 7 Drew Bledsoe (1993-01)

*NFL Record



PATRIOTS INDIVIDUAL RECORDS

RECEIVING

MOST RECEPTIONS

Career —

672	Wes Welker, 2007-12
557	Troy Brown, 1993-07
534	Stanley Morgan, 1977-89
490	Ben Coates, 1991-99
431	Kevin Faulk, 1999-11
363	Irving Fryar, 1984-92

Season —

123	Wes Welker, 2009
122	Wes Welker, 2011
118	Wes Welker, 2012
112	Wes Welker, 2007
111	Wes Welker, 2008
101	Troy Brown, 2001
98	Randy Moss, 2007
97	Troy Brown, 2002

Game —

16	Wes Welker at Buffalo, Sept. 25, 2011 (217) Troy Brown, vs. K.C., Sept. 22, 2002 (176)
15	Wes Welker vs. N.Y. Jets, Nov. 22, 2009 (192)
13	Wes Welker vs. Jacksonville, Dec. 27, 2009 (138) Wes Welker vs. Philadelphia, Nov. 25, 2007 (149) Deion Branch, at S.D., Sept. 29, 2002 (128) Terry Glenn at Cleveland, Oct. 3, 1999 (214)
12	Wes Welker at Miami, Dec. 2, 2012 (103) Wes Welker vs. Buffalo, Dec. 24, 2011 (138) Randy Moss vs. Buffalo, Sept. 14, 2009 (141) Wes Welker vs. Buffalo, Sept. 14, 2009 (93) Wes Welker at Seattle, Dec. 7, 2008 (134) Troy Brown, vs. K.C., Dec. 4, 2000 (119) Ben Coates at Indy, Nov. 27, 1994 (119)

MOST RECEIVING YARDS

Career —

10,352	Stanley Morgan, 1977-89
7,459	Wes Welker, 2007-12
6,366	Troy Brown, 1993-07
5,726	Irving Fryar, 1984-92
5,471	Ben Coates, 1991-99
5,001	Jim Colclough, 1960-68

Season —

1,569	Wes Welker, 2011
1,493	Randy Moss, 2007
1,491	Stanley Morgan, 1986
1,354	Wes Welker, 2012
1,348	Wes Welker, 2009
1,327	Rob Gronkowski, 2011
1,264	Randy Moss, 2009
1,199	Troy Brown, 2001
1,175	Wes Welker, 2007

Game —

217	Wes Welker at Buffalo, Sept. 25, 2011 (16)
214	Terry Glenn at Cleveland, Oct. 3, 1999 (13 rec)
193	Terry Glenn at Pittsburgh, Dec. 6, 1998 (9)
192	Wes Welker vs. N.Y. Jets, Nov. 22, 2009 (15)
183	Randy Moss at N.Y. Jets, Sept. 9, 2007 (9)
182	Stanley Morgan vs. Miami, Nov. 8, 1981 (5)
176	Troy Brown vs. Kansas City, Sept. 22, 2002 (16)

Longest Reception —

99t	Wes Welker at Miami, Sept. 12, 2011*
91t	David Patten at Indianapolis, Oct. 21, 2001
90t	Craig James at Chicago, Sept. 15, 1985
88t	Randy Vataha vs. Baltimore, Dec. 19, 1971
87t	Jim Whalen vs. N.Y. Jets, Oct. 27, 1968

Longest Reception continued —

86t	Terry Glenn at Pittsburgh, Dec. 6, 1998
83t	Shane Vereen at N.Y. Jets, Nov. 22, 2012

HIGHEST AVERAGE GAIN PER RECEPTION

Career (150 Minimum) —

20.3	Harold Jackson, 1978-81 (156-3,162)
19.4	Stanley Morgan, 1977-89 (534-10,352)
17.7	Jim Colclough, 1960-68 (283-5,001)
15.8	Irving Fryar, 1984-92 (363-5,726)
15.7	Gino Cappelletti, 1960-70 (292-4,589)

Season (35 Minimum) —

23.4	Stanley Morgan, 1981 (44-1,029)
22.8	Stanley Morgan, 1979 (44-1,002)
22.5	Harold Jackson, 1979 (45-1,013)
22.0	Stanley Morgan, 1980 (45-991)
21.7	Jim Colclough, 1962 (40-868)

Game (4 Minimum) —

36.4	Stanley Morgan vs. Miami, Nov. 8, 1981 (5-182)
35.5	Stanley Morgan vs. S.F., Nov. 30, 1980 (4-142) Jim Colclough vs. N.Y. Jets, Oct. 6, 1962 (4-142)
35.0	Aaron Marsh vs. N.Y. Jets, Sept. 22, 1968 (4-140)
34.0	Stanley Morgan at Balt., Nov. 26, 1978 (5-170)

MOST TOUCHDOWN RECEPTIONS

Career —

67	Stanley Morgan, 1977-89
50	Ben Coates, 1991-99 Randy Moss, 2007-10
42	Gino Cappelletti, 1960-68
39	Jim Colclough, 1960-68
38	Rob Gronkowski, 2010-12 Irving Fryar, 1984-92

Season —

23	Randy Moss, 2007*
17	Rob Gronkowski, 2011
13	Randy Moss, 2009
12	Stanley Morgan, 1979 Randy Moss, 2008
11	Rob Gronkowski, 2012
10	Rob Gronkowski, 2010 Stanley Morgan, 1986 Jim Colclough, 1962

Game —

4	Randy Moss at Buffalo, Nov. 18, 2007
3	Accomplished 11 Times. Most Recent: Rob Gronkowski at Pittsburgh, Nov. 14, 2010

Quarter —

3	Randy Moss at Buffalo, Nov. 18, 2007**
2	Accomplished Eight times. Most Recent: Randy Moss and Wes Welker vs. Tennessee, Oct. 18, 2009

MOST 100-YARD RECEIVING GAMES

38	Stanley Morgan (1977-89)
28	Wes Welker (2007-12)
18	Randy Moss (2007-10)

MOST 1,000-YARD RECEIVING SEASONS

5	Wes Welker (2007-09, 2011-12)
3	Randy Moss (2007-10)
3	Stanley Morgan (1977-89)
2	Terry Glenn (1996-01)

*NFL Record

** Tied NFL Record



PATRIOTS INDIVIDUAL RECORDS

INTERCEPTIONS

MOST INTERCEPTIONS

Career —

- 36 Ty Law, 1995-04
Raymond Clayborn, 1977-89
- 29 Ron Hall, 1961-67
Roland James, 1980-90
Fred Marion, 1982-91
- 28 Mike Haynes, 1976-82

Season —

- 11 Ron Hall, 1964
- 10 Asante Samuel, 2006
- 9 Ty Law, 1998
- 8 Ronnie Lippett, 1986
Mike Haynes, 1976

Game —

- 3 Accomplished 9 times. Most recent:
Leigh Bodden vs. N.Y. Jets, Nov. 22, 2009

MOST INTERCEPTION RETURN YARDAGE

Career —

- 583 Ty Law, 1995-04
- 555 Raymond Clayborn, 1977-89
- 476 Ron Hall, 1961-67
- 457 Fred Marion, 1982-91
- 420 Ronnie Lippett 1984-91

Season —

- 277 Bob Suci, 1963
- 189 Fred Marion, 1985
- 182 Prentice McCray, 1976
- 181 Otis Smith, 2001
- 159 Ron Hall, 1966

Game —

- 118 Prentice McCray at N.Y. Jets, Nov. 21, 1976 (2)
- 115 Fred Marion at Seattle, Nov. 17, 1985 (2)
- 110 Bob Suci vs. Houston, Nov. 1, 1963 (2)
- 100 Jimmy Hitchcock vs. Miami, Nov. 23, 1997 (1)
- 99 Rick Sanford at Chicago, Dec. 5, 1982 (1)

Longest Return —

- 100 Jimmy Hitchcock vs. Miami, Nov. 23, 1997 (TD)
- 99 Rick Sanford at Chicago, Dec. 5, 1982 (TD)
- 98 Bob Suci vs. Houston, Nov. 1, 1963 (TD)
- 91 Darius Butler at Houston, Jan. 3, 2010 (TD)
- 90 Victor Green at N.Y. Jets, Sept. 15, 2002 (TD)

TOUCHDOWNS

Career —

- 6 Ty Law, 1995-04
- 4 Tedy Bruschi, 1996-08
- 3 Asante Samuel, 2003-07
- 2 James Sanders 2005-10
Willie McGinest, 1994-05
Otis Smith, 1996, 2000-02
Ronnie Lippett, 1983-91
Prentice McCray, 1974-80
Don Webb, 1961-62, 64-71
John Charles, 1967-69
Bob Suci, 1963

Season —

- 2 Tedy Bruschi LB, 2003
Tedy Bruschi, LB, 2002
Ty Law CB, 2001
Otis Smith CB, 2001
Ronnie Lippett DB, 1987
Prentice McCray S, 1976
Bob Suci DB, 1963
Don Webb DB, 1961

Game —

- 2 Prentice McCray at N.Y. Jets, Nov. 21, 1976

PUNTING

MOST PUNTS

Career —

- 468 Rich Camarillo, 1981-87
- 377 Tom Yewcic, 1961-67
- 243 Tom Janik, 1969-71
- 222 Mike Patrick, 1975-78
- 215 Tom Tupa, 1996-98

Season —

- 103 Shawn McCarthy, 1992
- 92 Rich Camarillo, 1985
- 91 Jeff Feagles, 1988
- 90 Lee Johnson, 1999
Brian Hansen, 1990
- 89 Lee Johnson, 2000
Rich Camarillo, 1986

Game —

- 11 Shawn McCarthy vs. New Orleans, Nov. 8, 1992
Rich Camarillo at Chicago, Sept. 15, 1985
Rich Camarillo at Dallas, Nov. 22, 1984
Jim Fraser vs. N.Y. Jets, Oct. 2, 1966
- 10 Accomplished Nine Times, Most Recent:
Ken Walter at Phila., Sept. 14, 2003
Brooks Barnard vs. Miami, Dec. 7, 2003

MOST PUNTING YARDS

Career —

- 19,922 Rich Camarillo, 1981-87
- 14,553 Tom Yewcic, 1961-67
- 9,602 Tom Tupa, 1996-98
- 9,516 Tom Janik, 1969-71
- 8,578 Lee Johnson, 1999-01

Season —

- 4,212 Shawn McCarthy, 1992
- 3,953 Rich Camarillo, 1985
- 3,798 Lee Johnson, 2000
- 3,752 Brian Hansen, 1990
- 3,746 Rich Camarillo, 1986

Game —

- 514 Rich Camarillo at Chicago, Sept. 15, 1985 (11)
- 479 Rich Camarillo at Dallas, Nov. 22, 1984 (11)
- 436 Bob Scarpitto vs. Oakland, Oct. 6, 1968 (10)
- 426 Rich Camarillo at Oakland, Nov. 1, 1981 (9)

Longest Punt —

- 93 Shawn McCarthy at Buffalo, Nov. 3, 1991
- 89 Luke Prestridge vs. Miami, Oct. 21, 1984
- 87 Bob Scarpitto at Denver, Sept. 29, 1968
- 82 Luke Prestridge vs. N.Y. Jets, Oct. 28, 1984
- 76 Lee Johnson, at Cincinnati, Sept. 9, 2001
Rich Camarillo vs. N.Y. Jets, Sept. 19, 1982



PATRIOTS INDIVIDUAL RECORDS

PUNTING (Cont.)

HIGHEST AVERAGE YARDS PER PUNT

Career (100 Punts Min.) —

44.7	Tom Tupa, 1996-98 (215)
44.2	Zoltan Mesko, 2010-12 (175)
43.6	Josh Miller, 2004-06 (175)
42.6	Rich Camarillo, 1981-87 (468)
42.3	Lee Johnson, 1999-01 (203)
41.5	Chris Hanson, 2007-2009 (149)
40.0	Terry Swanson, 1967-68 (127)
40.7	Shawn McCarthy, 1991-92 (169)

Season (Qualifiers) —

46.5	Zoltan Mesko, 2011
45.8	Tom Tupa, 1997
45.1	Josh Miller, 2005
44.6	Rich Camarillo, 1983
44.5	Tom Tupa, 1998
43.7	Chris Hanson, 2008
43.7	Rich Camarillo, 1982

Season (Qualifiers) continued —

43.5	Tom Tupa, 1996
43.2	Zoltan Mesko, 2010

Game (4 Punts Min.) —

55.6	Tom Tupa, at Indianapolis, Sept. 7, 1997 (5)
54.3	Pat O'Neill at Detroit, Sept. 25, 1994 (4)
52.3	Zoltan Mesko vs. Miami, Dec. 24, 2011 (6)
51.9	Tom Tupa, at Denver, Oct. 6, 1997 (7)
51.3	Zoltan Mesko vs. N.Y. Jets, Oct 9, 2011 (4)
	Tom Tupa, vs. San Diego, Aug. 31, 1997 (4)
51.2	Tom Tupa, vs. Indianapolis, Nov. 30, 1997 (5)
	Shawn McCarthy at Buffalo, Nov. 3, 1991 (5)

HIGHEST NET AVERAGE YARDS PER PUNT

Rookie Season (50 Punts Min.) —

38.4	Zoltan Mesko, 2010 (58-2,226)*
-------------	---------------------------------------

*NFL Record

PUNT RETURNS

MOST PUNT RETURNS

Career —

252	Troy Brown, 1993-07
206	Irving Fryar, 1984-91
142	David Meggett, 1995-97
111	Mike Haynes, 1976-80
101	Kevin Faulk, 1999-2011

Season —

52	David Meggett, 1996
45	David Meggett, 1997
	David Meggett, 1995
	Mike Haynes, 1976
39	Troy Brown, 2000

Game —

10	Ronnie Harris at Pittsburgh, Dec. 5, 1993
7	David Meggett vs. N.Y. Jets, Dec. 10, 1995
	Ray Crittenden vs. Green Bay, Nov. 2, 1994
	Irving Fryar at Dallas, Nov. 22, 1984
6	Accomplished Seven Times, Most Recent: David Meggett vs. San Diego, Aug. 31, 1997

Most Seasons Leading League —

1	Irving Fryar, 1985
	Ron Burton, 1962
	Fred Bruneau, 1961

MOST PUNT RETURN YARDS

Career —

2,625	Troy Brown, 1993-07
2,055	Irving Fryar, 1984-91
1,438	David Meggett, 1995-97
1,185	Wes Welker, 2007-12
1,159	Mike Haynes, 1976-81
960	Stanley Morgan, 1977-1989

Season —

608	Mike Haynes, 1976
588	David Meggett, 1996
520	Irving Fryar, 1985
517	Mack Herron, 1974

Game —

156	Mike Haynes vs. Buffalo, Nov. 7, 1976
133	Stanley Morgan vs. Buffalo, Nov. 20, 1977
133	Irving Fryar at Buffalo, Sept. 22, 1985
126	Billy Johnson vs. Houston, Nov. 5, 1967

LONGEST PUNT RETURN

94	Julian Edelman vs. Miami, Jan. 2, 2011 (TD)
89	Mike Haynes vs. Buffalo, Nov. 7, 1976 (TD)

Longest Punt Return continued—

85	Troy Brown, vs. Cleveland, Dec. 9, 2001 (TD)
	Irving Fryar at Buffalo, Sept. 22, 1985 (TD)
80	Stanley Morgan vs. Balt., Nov. 18, 1979 (TD)
77	Irving Fryar vs. Indianapolis, Nov. 10, 1985 (TD)
72	Julian Edelman vs. KC, Nov. 21, 2011 (TD)
68	Julian Edelman vs. Ind, Nov. 18, 2012 (TD)

HIGHEST PUNT RETURN AVERAGE

Career (20 Returns) —

13.1	Julian Edelman, 2009-12 (72-943)
12.0	Mack Herron, 1973-75 (74-888)
11.3	Carl Garrett, 1969-72 (43-487)
10.4	Wes Welker, 2007-2012 (114-1185)
10.4	Troy Brown, 1993-07 (270-2625)
	Mike Haynes, 1976-81 (111-1159)
	Stanley Morgan, 1977-89 (92-960)
10.2	David Meggett, 1995-97 (142-1443)

Season (Qualifiers) —

15.3	Julian Edelman, 2010
14.8	Mack Herron, 1974
14.2	Troy Brown, 2001
14.1	Irving Fryar, 1985
13.5	Mike Haynes, 1976
12.9	Troy Brown, 2000

Game (3 Returns) —

39.0	Mike Haynes vs. Buffalo, Nov. 7, 1976 (4)
35.7	Ricky Smith vs. Baltimore, Sept. 4, 1981 (3)

Most Seasons Leading League —

1	Troy Brown, 2001
	Irving Fryar, 1985

MOST PUNT RETURN TOUCHDOWNS

Career —

3	Julian Edelman, 2009-12
	Troy Brown, 1993-07
	Irving Fryar, 1984-91
2	Mike Haynes, 1976-81

Season —

2	Troy Brown, 2001
	Irving Fryar, 1985
	Mike Haynes, 1976

Game —

1	Accomplished 13 Times, Most Recent: Julian Edelman vs. IND on Nov. 18, 2012 (68 yds)
---	---



PATRIOTS INDIVIDUAL RECORDS

KICKOFF RETURNS

MOST KICKOFF RETURNS

Career —

- 181 Kevin Faulk, 1999-2011
- 107 Stephen Starring, 1983-87
- 105 Ellis Hobbs, 2005-08
- David Meggett, 1995-97
- 101 Bethel Johnson, 2003-05

Season —

- 48 Stephen Starring, 1985
- 45 Derrick Cullors, 1998
- Ellis Hobbs, 2008
- 42 Ricky Smith, 1983
- 41 Brandon Tate, 2010
- Bethel Johnson, 2004
- Mack Herron, 1973

Game —

- 8 Willie Porter vs. NY Jets, Sept. 22, 1968
- 7 Bethel Johnson vs. Indianapolis, Nov. 7, 2005
- Deion Branch vs. Kansas City, Sept. 22, 2002
- Deion Branch at Chicago, Nov. 10, 2002
- Kevin Faulk vs. N.Y. Jets, Dec. 22, 2002

Most Seasons Leading League —

- 1 Jon Vaughn, 28.2 (20-564), 1992
- Horace Ivory, 27.6 (36-992), 1980
- Raymond Clayborn, 31.0 (28-869), 1977

MOST KICKOFF RETURN YARDS

Career —

- 4,098 Kevin Faulk, 1999-11
- 2,913 Ellis Hobbs, 2005-08
- 2,561 David Meggett, 1995-97
- 2,557 Bethel Johnson, 2003-05
- 2,299 Larry Garron, 1960-68

Season —

- 1,281 Ellis Hobbs, 2008
- 1,092 Mack Herron, 1973
- 1,085 Derrick Cullors, 1998
- 1,057 Brandon Tate, 2010
- 1,016 Bethel Johnson, 2004
- 1,012 Stephen Starring, 1985

Game —

- 237 Ellis Hobbs vs. Miami, Sept. 21, 2008
- 220 Kevin Faulk vs. N.Y. Jets, Dec. 22, 2002
- 206 Allen Carter at Baltimore, Dec. 21, 1975
- 201 Deion Branch vs. Kansas City, Sept. 22, 2002

LONGEST KICKOFF RETURN

- 108 Ellis Hobbs at N.Y. Jets, Sept. 9, 2007 (TD)*
- 104 Devin McCourty vs. N.Y. Jets, Oct. 21, 2012 (TD)**
- 103 Brandon Tate at Miami, Oct. 4, 2010 (TD)
- 101 Raymond Clayborn at Balt., Dec. 18, 1977 (TD)
- 100 Jon Vaughn at Cincinnati, Dec. 20, 1992 (TD)
- Raymond Clayborn at NJJ, Oct. 2, 1977 (TD)
- 99 Allen Carter at Baltimore, Dec. 21, 1975 (TD)
- Jon Vaughn at Phoenix, Sept. 29, 1991 (TD)

HIGHEST KICKOFF RETURN AVERAGE

Career (20 Returns) —

- 27.7 Ellis Hobbs, 2005-08 (105-2913)
- 27.2 Allen Carter, 1975-76 (33-898)
- 26.9 Raymond Clayborn, 1977-89 (57-1,538)
- 26.5 Horace Ivory, 1978-81 (45-1,191)

Season (Qualifiers) —

- 31.0 Raymond Clayborn, 1977
- 28.5 Larry Garron, 1962
- Ellis Hobbs, 2008
- 28.4 Jess Phillips, 1976
- 28.3 Carl Garrett, 1969

Game (3 Returns) —

- 52.0 Ellis Hobbs at N.Y. Jets, Sept. 9, 2007 (3)
- 51.0 Brandon Tate at Miami, Oct. 4, 2010 (3)
- 49.3 Ron Burton vs. Dallas Texans, Nov. 3, 1961 (3)
- 47.0 Horace Ivory at Baltimore, Oct. 19, 1980 (3)

MOST KICKOFF RETURN TOUCHDOWNS

Career —

- 3 Raymond Clayborn, 1977-89
- Ellis Hobbs, 2005-08
- 2 Kevin Faulk, 1999-2011
- Brandon Tate, 2009-2010
- Bethel Johnson, 2003-05
- Jon Vaughn, 1991-92
- Larry Garron, 1960-68

Season —

- 3 Raymond Clayborn, 1977
- 2 Kevin Faulk, 2002

Game —

- 1 Accomplished 24 times. Most recent: Brandon Tate at Miami, Oct. 4, 2010

*NFL Record

FUMBLES

MOST FUMBLES

Career —

- 81 Steve Grogan, 1975-90
- 80 Tom Brady, 2000-12**
- 68 Drew Bledsoe, 1993-01
- 49 Sam Cunningham, 1973-79, 1981
- 42 Vito (Babe) Parilli, 1961-67
- Tony Collins, 1981-87

Season —

- 13 Tom Brady, 2003**
- 12 Tom Brady, 2006**
- Tom Brady, 2001**
- Steve Grogan, 1979
- Sam Cunningham, 1975
- Mack Herron, 1974

Game —

- 4 Vito (Babe) Parilli vs. Denver, Nov. 6, 1966
- 4 Scott Zolak at Atlanta, Oct. 1, 1995
- 3 Accomplished 11 times. Most recent: **Tom Brady vs. N.Y. Jets, Sept. 21, 2003**

MOST OWN FUMBLE RECOVERIES

Career —

- 34 Steve Grogan, 1975-90
- 27 Drew Bledsoe, 1993-00
- 20 Tom Brady, 2000-12**
- 19 Vito (Babe) Parilli, 1961-67

Season —

- 6 Drew Bledsoe, 1999
- Steve Grogan, 1987
- Vito (Babe) Parilli, 1963
- Ricky Smith, 1983
- 5 Tom Brady, 2004**
- Tom Brady, 2002**
- Vito (Babe) Parilli, 1964

Game —

- 2 Accomplished 9 times. Most recent: Steve Grogan vs. Miami, Sept. 13, 1987



PATRIOTS INDIVIDUAL RECORDS

FUMBLES (Cont.)

MOST OPPONENT FUMBLE RECOVERIES

Career —

- 19 Andre Tippett, 1982-88,90-93
- 16 Steve Nelson, 1974-87
- 15 Willie McGinest, 1994-2005
Jim Hunt, 1960-70
- 14 Raymond Hamilton, 1973-80
- 13 Bob Dee, 1960-67

Season —

- 5 Bob Dee, 1961
- 4 Andre Tippett, 1993
Brent Williams, 1986
Steve Nelson, 1978
John Sanders, 1975
Larry Eisenhauer, 1964
Jack Rudolph, 1960

- Game —** 3 Steve Nelson vs. Philadelphia, Oct. 8, 1978*
2 Accomplished 21 times. Most recent:
Ty Warren vs. Washington, Oct. 28, 2007

*NFL Record

MOST FUMBLE RETURN YARDS

Career —

- 101 Brent Williams, 1986-93
- 75 Andre Tippett, 1982-93

Season —

- 68 Richard Seymour, 2004
- 63 **Rob Ninkovich, 2010**
- 54 Brent Williams, 1986
- 53 Chad Eaton, 1999

Game —

- 68 Richard Seymour at Buffalo, Oct. 3, 2004 (1)
- 63 **Rob Ninkovich at San Diego, Oct. 24, 2010 (1-opp)**
- 52 Chuck Shonta vs. N.Y. Titans, Sept. 17, 1960 (1-opp)
- 51 Jim Hunt vs. Houston, Dec. 15, 1968 (1-opp)

LONGEST FUMBLE RETURN

- 68 Richard Seymour at Buffalo, Oct. 3, 2004 (TD)
- 63 **Rob Ninkovich at San Diego, Oct. 24, 2010**
- 52 Chuck Shonta vs. N.Y. Titans, Sept. 17, 1960 (TD)
- 51 Jim Hunt vs. Houston, Dec. 15, 1968

MOST FUMBLE RETURN TOUCHDOWNS

Own Fumbles Recovered For TD —

- 1 Eight players. Most recent:
Troy Brown vs. N.Y. Jets, Dec. 12, 1995

Opponents' Fumbles Recovered For TD —

- 1 Accomplished many times.
Most recent:
Vince Wilfork at Washington, Dec. 11, 2011 (0 yds, TD)

SACKS *

MOST SACKS

Career —

- 100.0 Andre Tippett, 1982-88,90-93
- 79.5 Julius Adams, 1971-77, 79, 85,87
- 78.0 Willie McGinest, 1994-05
- 72.5 Tony McGee, 1974-81
- 54.0 Ray Hamilton, 1973-81

Season —

- 18.5 Andre Tippett, 1984
- 16.5 Andre Tippett, 1985
- 12.5 Mike Vrabel, 2007
Andre Tippett, 1987
- 12.0 Tony McGee, 1978
Tony McGee, 1979

Rookie Season —

- 10.5 Garin Veris, 1985
- 9.0 Chris Slade, 1993

Game —

- 4.0 Andre Carter at N.Y. Jets, Nov. 13, 2011
Julius Adams at Atlanta, Dec. 4, 1977
Tony McGee at Baltimore, Nov. 16, 1978
Mike Hawkins vs. N.Y. Jets, Sept. 9, 1979
- 3.5 Andre Tippett at Buffalo, Oct. 26, 1986
Chris Slade vs. San Diego, Nov. 20, 1994
- 3.0 Accomplished 30 times, most recently
Tully Banta-Cain at Buffalo, Dec. 20, 2009

*Sacks have only been an official NFL statistic since 1982. Sack totals shown here reflect all-time Patriots totals.

PATRIOTS CAREER SACK LEADERS

Player	Sacks	Career Years
1. Andre Tippett	100.0	1982-88, 90-93
2. Julius Adams	79.5	1971-77, 79-85, 87
3. Willie McGinest	78.0	1994-05
4. Tony McGee	72.5	1974-81
5. Ray Hamilton	54.0	1973-81
6. Chris Slade	51.0	1993-00
7. Mike Vrabel	48.0	2001-08
8. Larry Eisenhauer	45.5	1961-69
9. Brent Williams	43.5	1986-93
10. Houston Aintwine	39.0	1961-71
Richard Seymour	39.0	2001-08
12. Garin Veris	36.0	1985-88, 90-91
13. Richard Bishop	32.5	1976-81
14. Tedy Bruschi	30.5	1996-08
15. Don Blackmon	29.5	1981-87
16. Jim Lee Hunt	29.0	1960-71
17. Jarvis Green	28.0	2002-09
18. Bob Dee	27.5	1960-67
19. Rosevelt Colvin	26.5	2003-08
20. Rod Shoate	22.5	1975-81
21. Henry Thomas	21.0	1997-00
Ty Warren	21.0	2003-10
23. Steve Nelson	20.0	1974-81
24. Mel Lunsford	19.5	1973-80
25. Tully Banta-Cain	23.0	2003-06, 09-10
26. Rob Ninkovich	19.5	2009-12
27. Nick Buoniconti	18.0	1962-68
28. Ken Sims	17.0	1982-89
29. Vincent Brown	16.5	1988-95
30. Vince Wilfork	16.0	2004-12
31. Toby Williams	15.5	1983-88
32. Tom Addison	15.0	1960-70
Mike Jones	15.0	1994-97
Mike Wright	15.0	2005-11
35. Jack Rudolph	14.5	1960-65
Adalius Thomas	14.5	2007-09
37. Ron Berger	14.0	1969-72
38. Chad Eaton	13.5	1996-00
Larry McGrew	13.5	1980-89



PATRIOTS TEAM RECORDS

Note: Number of games per season: 1960-1977 (14); 1978-81 (16); 1982 (9); 1983-86 (16); 1987 (15), and 1988-09 (16).

bold = record set in 2012

VICTORIES

MOST VICTORIES

Season—

16	2007*
14	2004, 2003, 2010
13	2011
12	2012, 2006
11	2008, 2001, 1996, 1986, 1985, 1978, 1976

FEWEST VICTORIES

Season—

1	1990
2	1992, 1981, 1970
3	1975, 1972, 1967

*-NFL Record

GREATEST REGULAR SEASON COMEBACKS

Rank	Date	Opponent	Largest Deficit	Largest Deficit Score	Final Score
1	09/16/84	Seattle	23 Points	23-0	38-23
2	12/21/96	@ N.Y. Giants	22 Points	22-0	23-22
3t	11/10/02	@ Chicago	21 Points	27-6	33-30
3t	09/19/99	Indianapolis	21 Points	21-0, 28-7	31-28
3t	11/10/96	@ N.Y. Jets	21 Points	21-0	31-27
3t	01/01/12	Buffalo	21 Points	21-0	49-21
6	11/13/94	Minnesota	20 Points	20-0	26-20

SCORING

MOST POINTS SCORED

Season (Points)—

589	2007
557	2012
518	2010
513	2011
441	1980
437	2004
427	2009
418	1996

Season (Average)—

36.8	2007
34.8	2012
32.4	2010
32.1	2011
29.5	1961
27.6	1980
27.3	2004

Game—

59	vs. Indianapolis, Nov. 18, 2012
59	vs. Tennessee, Oct. 18, 2009
56	at Buffalo, Nov. 18, 2007
	vs. N.Y. Jets, Sept. 9, 1979
55	vs. N.Y. Jets, Oct. 29, 1978
52	vs. Washington, Oct. 28, 2007
	vs. Buffalo, Oct. 22, 1961
50	at Ind., Nov. 18, 1984
	vs. Baltimore, Nov. 18, 1979

Quarter—

1st:	21 at Oakland, Dec. 14, 2008
	21 vs. N.Y. Jets, Oct. 29, 1978
	21 at Miami, Dec. 15, 1974
2nd:	35 at N.Y. Jets, Nov. 22, 2012
	35 vs. Tennessee, Oct. 18, 2009
3rd:	22 vs. Dallas (Texans), Nov. 18, 1960
4th:	31 at Buffalo, Sep. 30, 2012
	27 vs. Baltimore, Nov. 23, 1980

Game, Both Teams Combined—

86	at BOS 43, OAK 43 (tie), Oct. 16, 1964
84	NE 46, at BAL 38, Oct. 6, 1996
83	NE 59, IND 24, Nv. 18, 2012
79	at NE 41, KC 38, Sept. 22, 2002
78	NYJ 47, at BOS 31, Sept. 22, 1968
77	NE 49, at MIA 28, Oct. 21, 2007

FEWEST POINTS SCORED

Season—

143	1982 (9 games)
149	1970
181	1990
192	1972
205	1992
229	1968

Game—

0	20 Times: Most recent: at Miami 21, Patriots 0, Dec. 10, 2006
---	---

Game, Both Teams Combined—

3	at NE 3, MIA 0, Dec. 12, 1982
6	NYJ 6, at NE 0, Nov. 26, 1993
	IND 6, at NE 0, Dec. 6, 1992
7	HOU 7, at NE 0, Sept. 21, 1975
9	at NE 7, CIN 2, Dec. 12, 1993
	NE 6, at MIA 3, Nov. 20, 1988
	NE 6, at NYJ 3, Dec. 15, 1991

GREATEST MARGIN OF VICTORY

Game—

59	at NE 59, TEN 0, Oct. 18, 2009
53	at NE 56, NYJ 3, Sept. 9, 1979
46	NE 56, at BUF 10, Nov. 18, 2007
45	at NE 52, WAS 7, Oct. 28, 2007
42	NE 45, NYJ 3, Dec. 6, 2010
	at BOS 45, HOU 3, Nov. 1, 1963

GREATEST MARGIN OF DEFEAT

Game—

52	at MIA 52, NE 0, Nov. 12, 1972
42	at G.B. (Mil.) 45, NE 3, Oct. 9, 1988
38	at NYJ 45, NE 7, Sept. 26, 1993
	at CIN 45, NE 7, Dec. 20, 1970
	at MIA 41, NE 3, Oct. 17, 1971

MOST TOUCHDOWNS

Season—

75	2007
65	2010
61	2011
52	1961, 1980
50	2009
49	2004, 1979
48	1976

Game—

8	vs. Tennessee, Oct. 18, 2009
	at Buffalo, Nov. 18, 2007
	vs. N.Y. Jets, Sept. 9, 1979
	vs. N.Y. Jets, Oct. 29, 1978
7	at Oakland, Dec. 14, 2008
	at Miami, Oct. 21, 2007
	vs. Oakland, Oct. 3, 1976
	vs. Buffalo, Oct. 22, 1961

FEWEST TOUCHDOWNS

Season—

17	1982 (9 games)
18	1970
19	1990
22	1991

MOST PATS

Season—

74	2007*
66	2012
62	2010
59	2011
51	1980
48	2004, 1961

FEWEST PATS

Season—

15	1982 (9 games)
17	1970
19	1990, 1991
22	1992

MOST FGs ATTEMPTED

Season—

41	1986
40	2008, 1989
39	1998, 1964
38	1963
37	1962

Game—

7	vs. Ind. Dec. 3, 1989
	at Cin., Nov. 16, 1969
	at Buffalo, Sept. 24, 1967
	at S.D., Sept. 20, 1964
6	vs. Jax, Sept. 22, 1996
	vs. Denver, Oct. 4, 1964

FEWEST FGs ATTEMPTED

Season—

13	1982 (9 games)
16	1972
17	1975, 1992
21	1971, 1977
22	1970, 1974, 1983

MOST FGs MADE

Season—

36	2008
32	1986
31	2004, 1998
30	1989

Game—

6	at Denver, Oct. 4, 1964
5	vs. Buffalo, Nov. 14, 2004
	vs. Jax, Sept. 22, 1996

FEWEST FGs MADE

Season—

8	1982 (9 gm), 1972, 1970, 1960
9	1983, 1975
11	1992

LONGEST DRIVES

Most Plays—

19	vs. Buffalo, Nov. 9, 2008
	19-92, 9:08, TD
	at N.Y. Jets, Sept. 15, 2002
	19-70, 6:40, FG
18	vs. Indianapolis, Dec. 4, 2011
	18-86, 6:40, TD
18	at Indianapolis, Oct. 22, 2000
	18-89, 8:43, TD
18	Buffalo, Dec. 13, 1981, 18-64

*NFL Record



PATRIOTS TEAM RECORDS

FIRST DOWNS

MOST TOTAL FIRST DOWNS

Season—
444 2012*
 399 2011
 393 2007
 373 2009
 356 2008
 348 1994
 344 2004

Game—

35 vs. Denver, Oct. 7, 2012
 34 vs. Washington, Oct. 28, 2007
33 at Buffalo, Sept. 30, 2012
at Baltimore, Sept. 23, 2012
32 vs. San Francisco, Dec. 16, 2012
 vs. Tennessee, Oct. 18, 2009
 at Buffalo, Dec. 11, 2005
 31 vs. Kansas City, Oct. 11, 1998
 vs. Phila., Nov. 29, 1987
 at Houston, Dec. 11, 1966

FEWEST TOTAL FIRST DOWNS

Season—
 146 1982 (9 games)
 166 1969
 181 1968
 184 1970
 190 1971

Game—

3 vs. Wash., Dec. 15, 1990
 5 vs. Miami, Dec. 12, 1982
 at N.Y. Jets, Nov. 22, 1970
 6 at K.C., Oct. 11, 1970
 at Phila., Nov. 4, 1990
 vs. N.O., Nov. 8, 1992

MOST RUSHING FIRST DOWNS

Season—
 181 1978*
151 2012
 150 1976
 145 2008
 139 1980

*NFL Record

Game—

21 vs. Denver, Nov. 28, 1976
19 at Buffalo, Sept. 30, 2012
18 vs. Denver, Oct. 7, 2012
 vs. N.Y. Jets, Oct. 18, 1976
 17 at Buffalo, Nov. 5, 1978
 vs. Buffalo, Dec. 10, 1978

FEWEST RUSHING FIRST DOWNS

Season—
 55 1965
 63 1970
 64 1969
 65 1990
 66 1964

Game—

0 at Pittsburgh, Oct. 31, 2004
 at N.O., Nov. 30, 1986
 at Buffalo, Oct. 26, 1980
 at N.Y. Jets, Nov. 22, 1970
 1 19 times. Most recent:
 at Carolina, Sept. 18, 2005

MOST PASSING FIRST DOWNS

Season—
 262 2011
256 2012
 243 1994, 2007
 222 2009
 207 1995
 206 1996
 204 2005
 202 1986

Game—

23 vs. San Diego, Sept. 18, 2011
22 vs. San Fran., Dec. 16, 2012
 vs. Buffalo, Sept. 14, 2009
 at Cin., Sept. 18, 1994
 vs. Min., Nov. 13, 1994
 21 Four Times. Most Recent:
 at Buffalo, Sept. 25, 2011
20 11 times. Most recent:
vs. Ind., Nov. 18, 2012

FEWEST PASSING FIRST DOWNS

Season—
 63 1982 (nine games)
 87 1969, 1989
 94 1971, 1968
 95 1976
 98 1970

Game—

0 vs. Miami, Dec. 8, 1968
 at T.B., Dec. 12, 1976
 1 vs. N.O., Dec. 4, 1983
 vs. Miami, Dec. 12, 1982

MOST PENALTY FIRST DOWNS

Season—
37 2012, 2009
 35 1986
 34 1989
 31 2004, 2000
30 2011, 1993
 29 2005, 1965

Game—

8 at Baltimore, Sept. 23, 2012
 7 at Houston, Sept. 19, 1965
 6 vs. Kansas City, Oct. 11, 1998
 5 13 times. Most Recent:
 vs. N.Y. Giants, Nov. 6, 2011

FEWEST PENALTY FIRST DOWNS

Season—
 9 1982 (nine games)
 11 1971, 1991
 14 1977
 15 1969, 1976, 1985

Game—

0 Many times. Most recent:
at Tennessee, Sept. 9, 2012

MOST OFFENSIVE PLAYS

Game 94 Dec. 17, 1989 at Pittsburgh
 92 Dec. 16, 2012 vs. San Francisco
 92 Nov. 23, 2003 at Houston
89 Oct. 7, 2012 vs. Denver

TOTAL NET YARDS

MOST TOTAL NET YARDS

Season—
 6,848 2011
6,846 2012
 6,580 2007
 6,357 2009
 5,965 1978
 5,847 2008
 5,820 2010
 5,776 1994

Game—

622 at Miami, Sept. 12, 2011
 619 vs. Tennessee, Oct. 18, 2009
 597 vs. N.Y. Jets, Sept. 9, 1979

Game (Cont.)—

580 at Buffalo, Sept. 30, 2012
 530 at Miami, Nov. 23, 2008
 529 vs. N.Y. Jets, Oct. 29, 1978
 526 vs. Houston, Dec. 18, 1965
520 vs. San Francisco, Dec. 16, 2012

FEWEST TOTAL NET YARDS

Season—
 2,626 1970
 2,633 1982 (9 games)
 3,127 1968
 3,419 1969
 3,556 1971

Game—

57 vs. N.Y. Jets, Sept. 19, 1982
 74 vs. Oakland, Oct. 22, 1967
 80 at N.Y. Jets, Nov. 20, 1970
 92 at Denver, Nov. 11, 1979
 100 vs. K.C., Sept. 21, 1969

RUSHING

MOST RUSHING ATTEMPTS

Season—
 671 1978
 603 1977
 591 1976
 588 1980, 1988
 565 1985

Game—

62 vs. Den., Nov. 28, 1976 (332 yds)
 60 at Seattle, Dec. 19, 1982 (249)

Game (Cont.)—

58 vs. Ind., Dec. 26, 1993 (257)
 55 Four times. Most recent:
 vs. Seattle, Dec. 4, 1988 (171)
 54 at Buffalo, Nov. 20, 1977 (256)
 vs. Chicago, Oct. 30, 1988 (185)

FEWEST RUSHING ATTEMPTS

Season—
 324 1982 (9 games)
 334 1970

Season (Cont.)—

363 1960
 367 1969
 386 1972

Game—

6 at Pittsburgh, Oct. 31, 2004
 (5 yards)
 9 vs. Pittsburgh, Dec. 9, 2007 (22)
 vs. Denver, Nov. 17, 1996 (17)
 10 vs. N.Y. Jets, Oct. 12, 1986 (17)



PATRIOTS TEAM RECORDS

RUSHING (Cont.)

MOST RUSHING YARDS

Season—

3,165 1978*
2,948 1976
2,605 1983
2,331 1985
2,303 1977

Game—

332 vs. Denver, Nov. 28, 1976
330 vs. N.Y. Jets, Oct. 18, 1976
328 vs. N.Y. Jets, Sept. 18, 1983
281 vs. Oakland, Oct. 30, 1966
vs. Cin., Dec. 22, 1985

*NFL Record

FEWEST RUSHING YARDS

Season—

1,040 1970
1,117 1965
1,347 1982
1,332 1994
1,361 1964

Game—

2 at N.O., Nov. 30, 1986
(18 attempts)
5 at Pittsburgh, Oct. 31, 2004 (6)
17 vs. Denver, Nov. 17, 1996 (9)
vs. N.Y. Jets, Oct. 12, 1986 (10)
vs. Wash., Sept. 23, 1984 (11)
at L.A. Chargers, Oct. 28, 1960 (24)

MOST RUSHING TOUCHDOWNS

Season—

30 1978
25 2012
24 1976
23 1981
21 2008, 1974
20 2006

Game—

4 Seven times, most recently
at Buffalo, Sept. 30, 2012

FEWEST RUSHING TOUCHDOWNS

Season—

3 1982 (9 games)
4 1990
6 1997, 1992
7 1971
8 2003, 1968, 1965

PASSING

MOST PASS ATTEMPTS

Season—

699 1994
686 1995
641 2012
628 1996
612 2011
610 1989
605 2002

Game—

70 vs. Minn., Nov. 13, 1994
60 at Pitt., Dec. 16, 1995
59 vs. Denver, Oct. 8, 1995
vs. N.O., Nov. 12, 1989
56 at Pitt., Dec. 17, 1989

FEWEST PASS ATTEMPTS

Season—

187 1982 (9 games)
305 1977
309 1976
330 1971
338 1969

Game—

5 vs. Miami, Dec. 12, 1982 (2 cmp.)
8 at Buffalo, Dec. 28, 2008 (6)
9 vs. Miami, Nov. 9, 1969 (2)
10 Three times, Most recent:
vs. Seattle, Dec. 4, 1988 (5)
11 vs. Ind., Dec. 26, 1993 (9)
vs. Oakland, Oct. 30, 1966 (4)
12 vs. Buffalo, Oct. 20, 1968 (4)

MOST COMPLETIONS

Season—

405 1994
403 2007
402 2012, 2011
390 2009
374 2002, 1996
351 1995

Game—

45 vs. Minn., Nov. 13, 1994
39 vs. Buffalo, Sept. 14, 2009
vs. K.C., Sept. 22, 2002
at Pitt., Dec. 16, 1995
38 vs. Tennessee, Oct. 18, 2009
36 5 times, most recently:
vs. San Fran., Dec. 16, 2012

FEWEST COMPLETIONS

Season—

93 1982 (9 games)
146 1976
159 1971
160 1977, 1968
162 1969

Game—

2 vs. Miami, Nov. 9, 1969 (9 att.)
vs. Miami, Dec. 12, 1982 (5)
3 vs. N.O., Dec. 4, 1983 (10)
4 Four times, Most recent:
vs. Buffalo, Oct. 11, 1987
5 Seven times, Most recent:
at Buffalo, Oct. 23, 1988

MOST NET PASSING YARDS

Season—

5,084 2011
4,859 2007
4,662 2012
4,444 1994
4,436 2009
4,120 2005

Game—

516 at Miami on Sept. 12, 2011
443 vs. San Francisco, Dec. 16, 2012
426 vs. Tenn., Oct. 18, 2009
426 vs. Minn., Nov. 13, 1994
421 at Miami, Sept. 4, 1994
414 vs. Miami, Nov. 23, 1998
410 vs. San Diego, Sept. 25, 2011
409 vs. Miami, Nov. 3, 1996
408 at Miami, Nov. 23, 2008

FEWEST NET PASSING YARDS

Season—

1,347 1982 (9 games)
1,586 1970
1,746 1976
1,765 1968
1,887 1971

Game—

4 vs. N.Y. Jets, Sept. 19, 1982
13 vs. Miami, Dec. 12, 1982
15 at Atlanta, Nov. 29, 1992
16 vs. N.O., Dec. 4, 1983
at Miami, Dec. 8, 1968

MOST TOUCHDOWN PASSES

Season—

50 2007
39 2011
37 2010
34 2012
31 1997, 1964
30 1979
29 2004, 1986, 1961
28 2009, 2005, 2002

Game—

6 vs. Tennessee, Oct. 18, 2009
at Dallas, Oct. 14, 2007
vs. N.Y. Jets, Sept. 9, 1979
5 Many times, Most recent:
at Buffalo, Nov. 18, 2007

FEWEST TOUCHDOWN PASSES

Season—

7 1970
10 1972
11 1991
12 1988, 1982
13 1992, 1973

MOST HAD INTERCEPTED

Season—

34 1981
33 1968
32 1967
29 1965, 1963
28 1988, 1975, 1972, 1970

Game—

6 at Denver, Sept. 3, 1967
vs. Buffalo, Dec. 9, 1967
at K.C., Oct. 11, 1970
at S.F., Nov. 30, 1980

FEWEST HAD INTERCEPTED

Season—

5 2010*
9 1982 (9 grms), 2007
11 2008
12 2011, 2006
13 2009, 2003, 1986, 1962
14 2004, 2002, 1984

*Tied NFL Record



PATRIOTS TEAM RECORDS

PASSING (Cont.)

MOST SACKS ALLOWED

Season—

- 66 1984 (454 yards)
- 65 1992 (458 yards)
- 63 1991 (436 yards)
- 58 1990 (443 yards)
- 56 1999 (349 yards)

Game—

- 10 at Dallas, Nov. 22, 1984 (57 yds)

FEWEST SACKS ALLOWED

Season—

- 14 1977 (155 yards)
- 15 1982 (9 games-134 yds)

Season (Cont.)—

- 18 2009 (104)
- 19 1976 (164 yds)
- 21 2007 (128 yds), 1974 (174)
- 22 1994 (139 yds)
- 23 1993 (127 yds), 1988 (160), 1962 (164 yds)

PUNTING

MOST PUNTS

Season—

- 103 1992
- 96 1968
- 92 1990, 1986, 1985, 1984
- 91 1988
- 90 2000, 1999

Game—

- 11 Five times, Most recent: vs. Miami, Dec. 7, 2003
- 10 Eight times, Most recent: at Phila., Sept. 14, 2003

FEWEST PUNTS

Season—

- 44 2007
- 49 1982 (9 games)
- 50 2008
- 56 2004
- 57 2011, 2009
- 58 2010
- 61 2012, 1978, 1973

Game—

- 0 3 times, Most recent: vs. Hou., Nov. 12, 1978
- 1 20 times, Most recent: vs. Cincinnati, Sept. 12, 2010

MOST PUNTING YARDS

Season—

- 4,212 1992
- 3,953 1985
- 3,904 1984
- 3,831 1968
- 3,798 2000

Game—

- 514 at Chicago, Sept. 15, 1985
- 479 at Dallas, Nov. 22, 1984
- 436 at Oakland, Nov. 1, 1981 at Oakland, Oct. 6, 1968

FEWEST PUNTING YARDS

Season—

- 1,821 2007
- 2,137 1978
- 2,140 1982 (9 games)
- 2,200 2008
- 2,221 2009
- 2,297 1973

Game—

- 0 3 times, Most recent: vs. Hou., Nov. 12, 1978

HIGHEST PUTING AVERAGE

Season—

- 46.5 2011
- 45.2 1997
- 44.6 2005, 1983
- 44.5 1998
- 44.0 2008

Game (4 Punts Min.)—

- 55.6 at Indianapolis, Sept. 7, 1997 (5)
- 54.3 at Detroit, Sept. 25, 1994
- 52.3 vs. Miami, Dec. 24, 2011 (6)
- 51.6 at Denver, Oct. 16, 2005
- 51.5 vs. N.Y. Jets, Oct. 9, 2011
- 51.3 vs. S.D., Aug. 31, 1995 (4)
- 51.2 vs. Ind., Nov. 30, 1997 (5) at Buff., Nov. 3, 1991 (5)

LOWEST PUNTING AVERAGE

Season—

- 34.6 1977
- 35.0 1978
- 35.8 1960
- 36.2 1979, 1974
- 36.5 1966

PUNT RETURNS

MOST PUNT RETURNS

Season—

- 60 1980
- 52 1996
- 51 1993
- 48 1999, 1984, 1976
- 47 1978

Game—

- 10 at Pittsburgh, Dec. 5, 1993
- 7 at Green Bay, Nov. 19, 2006 vs. N.Y. Jets, Dec. 12, 1995 at Dallas, Nov. 22, 1984 vs. Houston, Nov. 5, 1967
- 6 Accomplished 16 times, Most recent: at Denver, Oct. 16, 2005

FEWEST PUNT RETURNS

Season—

- 16 1982
- 17 1972
- 23 1969
- 24 1966
- 25 1987

MOST PUNT RETURN YARDS

Season—

- 628 1976
- 588 1996
- 562 2000
- 533 1974
- 530 1985

Game—

- 167 vs. Buffalo, Nov. 7, 1976
- 139 at Buffalo, Nov. 20, 1977

FEWEST PUNT RETURN YARDS

Season—

- 37 1972
- 134 1990
- 138 1962
- 139 1982
- 143 1966

HIGHEST PUNT RETURN AVG.

Season—

- 13.4 2010
- 13.3 2001, 1974
- 13.1 1976
- 13.0 1961
- 12.6 1985
- 11.7 2006

LOWEST PUNT RETURN AVG.

Season—

- 2.2 1972
- 4.6 1990
- 5.3 1968, 1962
- 5.6 1965
- 5.8 2004, 1971

MOST PUNT RETURN TOUCHDOWNS

Season—

- 2 2001, 1985, 1976

Game—

- 1 vs. Kansas City, Nov. 21, 2011 vs. Miami, Jan. 2, 2010 at Carolina, Jan. 6, 2002 vs. Cleveland, Dec. 9, 2001 vs. Tampa Bay, Sept. 3, 2000 at N.Y. Giants, Dec. 21, 1996 vs. Atlanta, Nov. 2, 1986 vs. Ind., Nov. 10, 1985 at Buffalo, Sept. 22, 1985 vs. N.Y. Jets, Nov. 2, 1980 vs. Balt., Nov. 18, 1979 vs. Denver, Nov. 28, 1976 vs. Buffalo, Nov. 7, 1976



PATRIOTS TEAM RECORDS

KICKOFF RETURNS

MOST KICKOFF RETURNS

Season—

77 1990
75 2002, 1995
73 1967
71 1968
70 2005

Game—

10 vs. Buffalo, Dec. 9, 1967
9 at Dallas, Oct. 24, 1971
vs. N.Y. Jets, Sept. 22, 1968
vs. Oakland, Oct. 16, 1964

FEWEST KICKOFF RETURNS

Season—

28 1982 (9 games)
39 1977
46 1976
46 2011
47 1993
48 1987

Game—

0 Six times, most recently
at Denver, Dec. 18, 2011

MOST KICKOFF RETURN YARDS

Season—

1,771 2002
1,691 1995
1,562 2008
1,553 2006
1,520 1975

Game—

248 vs. Miami, Sept. 21, 2008
245 at Dallas, Oct. 24, 1971
230 at Balt., Dec. 21, 1975
229 at Indianapolis, Nov. 30, 2003
220 vs. Tennessee, Oct. 5, 2003
vs. N.Y. Jets, Dec. 22, 2002

FEWEST KICKOFF RETURN YARDS

Season—

646 1982 (9 games)
819 1993
901 1987 (15 games)
986 2011
1,051 1977
1,087 1976

Game—

0 Six times, most recently
at Denver, Dec. 18, 2011

HIGHEST KICKOFF RETURN AVG.

Season—

26.9 1977
26.8 2006
25.2 2008, 2007, 1997
24.2 1999

LOWEST KICKOFF RETURN AVG.

Season—

17.4 1993
17.8 1994
18.1 1990
18.3 1981

MOST KICKOFF RETURN TOUCHDOWNS

Season—

3 1977
2 2010, 2007, 2002, 1961

Game—

1 24 times, Most recent:
at Miami, Oct. 4, 2010

PENALTIES

MOST PENALTIES

Season—

114 1985
112 1977
111 2003, 1992
110 2005
108 2002, 1998

Game—

15 vs. Indianapolis, Sept. 19, 1999
14 Five times, most recently
at Denver, Nov. 3, 2003

FEWEST PENALTIES

Season—

50 1973
52 1962
53 1982 (9 games), 1964
57 2008
58 1965

Game—

0 at New Orleans, Nov. 30, 2009
vs. St. Louis, Oct. 26, 2008
1 24 times, Most recent:
vs. NY Jets, Dec. 6, 2010

MOST PENALTY YARDS

Season—

1,051 1992
998 2003
940 2006
931 1977
921 2005

Game—

146 at Indianapolis, Nov. 4, 2007
139 vs. Buffalo, Nov. 6, 1983
135 at Indianapolis, Sept. 19, 1999
134 at Cin., Dec. 20, 1992
129 at Tennessee, Dec. 31, 2006

FEWEST PENALTY YARDS

Season—

412 1982 (9 games)
456 1962
467 1964
501 2008
506 1987

Game—

0 at New Orleans, Nov. 30, 2009
vs. St. Louis, Oct. 26, 2008
5 Eight times, Most recent
vs. Buffalo, Sept. 10, 2006

FUMBLES

MOST FUMBLES

Season—

51 1973
47 1983
43 1975
42 1992
37 1967, 1962

Game—

8 vs. Baltimore, Oct. 7, 1973
6 7 times, Most recent:
vs. Miami, Dec. 15, 1974

FEWEST FUMBLES

Season—

9 2010
13 2011
14 2007
15 1969
16 1982 (9 games)
17 2009
18 2008
18 1970

Game—

0 Many times, Most recent:
at Miami, Dec. 2, 2012

MOST TOTAL RECOVERED

Season—

43 1983, 1973
37 1985
36 1975

Game—

8 at Pitt., Sept. 26, 1976
7 at LA Rams, Dec. 11, 1983

FEWEST TOTAL RECOVERED

Season—

8 1982 (9 games)
12 2000
15 2008, 2005, 1999, 1988
16 2007

MOST RETURNED FOR A TD

Season—

3 2012, 2007, 2004, 1985, 1961
2 1973, 1986, 1999, 1995, 1996,
1992, 1980

Game—

2 vs. Baltimore, Nov. 23, 1980
2 at San Diego, Dec. 1, 1996
2 at N.Y. Jets, Nov. 22, 2012

MOST OWN RECOVERED

Season—

25 1973
24 1983

Game—

5 at Wash., Oct. 25, 1981
vs. Baltimore, Oct. 7, 1973

FEWEST OWN RECOVERED

Season—

4 2010
5 1970, 1969
6 2007
7 2008
8 2009, 1982 (9 games), 1971, 1968

MOST OPPONENTS RECOVERED

Season—

27 1976
24 1985
21 1987, 1978

Game—

6 at L.A. Rams, Dec. 11, 1983
at Pitt., Sept. 26, 1976
5 at N.O., Nov. 30, 1986
vs. Denver, Nov. 6, 1966

FEWEST OPPONENTS RECOVERED

Season—

7 2009
8 2008, 2005, 1998, 1984
9 1993, 1965
10 2007, 1977, 1962



PATRIOTS TEAM RECORDS

DEFENSE – NET YARDS ALLOWED

MOST NET YARDS ALLOWED

Season—
 6,577 2011
 5,864 2010
 5,827 1981
 5,764 1995
 5,697 1990
 5,644 1989
 5,576 1983

Game—

584 vs. Cin., Dec. 7, 1986
 552 vs. Miami, Oct. 21, 1984
 540 vs. Houston, Oct. 13, 1981
 525 at Miami, Sept. 4, 1994
 514 at Phila., Nov. 4, 1990

FEWEST NET YARDS ALLOWED

Season—
 2,812 1982 (9 games)
 3,834 1963

Season (Cont.)—

4,022 1976
 4,067 1974

Game—

65 vs. Seattle, Dec. 4, 1988
 86 vs. Balt., Oct. 23, 1977
 88 vs. Miami, Oct. 12, 1980
 94 vs. Ind., Nov. 6, 1992

SCORING ALLOWED

MOST POINTS ALLOWED

Season—
 446 1972, 1990
 406 1968
 391 1989
 389 1967
 377 1995

Game—

52 at Miami, Nov. 12, 1972
 48 at Phila., Nov. 4, 1990

Game (Cont.)—

48 at N.Y. Jets, Oct. 27, 1968
 vs. Oakland, Oct. 22, 1967
 45 at N.Y. Jets, Sept. 26, 1993

FEWEST POINTS ALLOWED

Season (Points)—
 157 1982 (9 games)
 217 1977
 236 1976
 237 2006
 238 2003

Season (Average)—

14.8 2006
 14.9 2003
 15.5 1977
 16.3 2004
 16.9 1976

Game—

0 24 times, Most recent:
 vs. Tenn., Oct. 18, 2009 (59-0)

RUSHING ALLOWED

MOST RUSHES AGAINST

Season—
 644 1981
 565 1990
 560 1973
 555 1975

Game—

58 vs. N.Y. Jets, Oct. 14, 1973
 54 vs. Clev., Oct. 4, 1987
 vs. St. Louis, Dec. 2, 1984
 vs. Wash., Sept. 23, 1984

FEWEST RUSHES AGAINST

Season—
 310 1963
 314 1982 (9 games)
 350 1961
 356 1964

Game—

10 at N.Y. Jets, Dec. 26, 2005
 at Oakland, Dec. 9, 1961
 12 at Buffalo, Dec. 11, 2005

MOST RUSHING YARDS ALLOWED

Season—
 2,950 1981
 2,850 1973
 2,717 1972
 2,676 1990

Game—

360 vs. Buffalo, Sept. 16, 1973
 349 vs. Buffalo, Dec. 14, 1975

FEWEST RUSHING YARDS ALLOWED

Season—
 1,041 1961
 1,107 1963
 1,135 1966
 1,143 1964

Game—

2 at S.D., Dec. 17, 1961
 14 vs. K.C., Oct. 11, 1998
 14 at Buffalo, Dec. 11, 2005
 19 vs. Houston, Nov. 1, 1963
20 at Tennessee, Sept. 9, 2012
 20 vs. Seattle, Dec. 4, 1988

MOST RUSHING TOUCHDOWNS ALLOWED

Season—
 29 1990
 27 1972
 22 1979, 1968
 21 1960

Game—

6 at N.Y. Jets, Oct. 27, 1968
 5 at G.B. (Mil.), Oct. 9, 1988

FEWEST RUSHING TOUCHDOWNS ALLOWED

Season—
 5 1991
 6 2009, 1999
 7 2007, 2003, 2001, 1966
 8 2008, 1998, 1977

PASSING ALLOWED

MOST ATTEMPTS AGAINST

Season—
 619 2011
 618 2003
 616 1997
 611 2010
 596 1996
594 2012

Game—

63 vs. Minn., Oct. 20, 1991
 61 vs. Minn., Dec. 16, 1979
 60 vs. Miami, Nov. 23, 1997
 59 vs. N.Y. Giants, Oct. 12, 2003

FEWEST ATTEMPTS AGAINST

Season—
 240 1973
 267 1982 (9 games)
 325 1972
 334 1970

Game—

7 at Buffalo, Dec. 9, 1973
 vs. N.Y. Jets, Oct. 14, 1973
 9 vs. N.Y. Jets, Oct. 15, 1972

MOST COMPLETIONS ALLOWED

Season—
 388 2010
 386 2011
369 2012
 342 1995
 336 1998
 335 1991

Game—

38 vs. Indy, Nov. 21, 2010
 38 vs. Miami, Nov. 23, 1997
 36 at Pittsburgh, Oct. 30, 2011
 at Indy, Oct. 20, 1996
 35 vs. N.Y. Giants, Oct. 12, 2003
 vs. Minn., Dec. 16, 1979
 vs. Minn., Oct. 20, 1991

FEWEST COMPLETIONS ALLOWED

Season—
 134 1973
 142 1982 (9 games)
 170 1971
 174 1972

Game—

1 vs. N.Y. Jets, Oct. 14, 1973
 2 vs. Tennessee, Oct. 18, 2009
 at Buffalo, Dec. 9, 1973

MOST NET PASSING YARDS ALLOWED

Season—
 4,703 2011
4,342 2012
 4,136 2010
 3,886 1995
 3,852 1991
 3,803 1996



PATRIOTS TEAM RECORDS

PASSING ALLOWED (Cont.)

MOST NET PASSING YARDS ALLOWED (Cont.)

Game—

- 467 vs. Minn., Dec. 16, 1979
- 456 at Miami, Sept. 4, 1994

FEWEST NET PASSING YARDS ALLOWED

Season—

- 1,338 1973
- 1,519 1982 (9 games)
- 2,033 1977
- 2,154 1971

Game—

- 7 vs. Tennessee, Oct. 18, 2009
- 0 vs. N.Y. Jets, Oct. 14, 1973
- 8 vs. N.Y. Jets, Oct. 10, 1971

MOST TD PASSES ALLOWED

Season—

- 29 1995
- 28 1980, 1967
- 27 2012**, 2008, 1989, 1961

Game—

- 5 at New Orleans, Nov. 30, 2009
- vs. Oakland, Oct. 22, 1967
- vs. K.C., Sept. 25, 1966

FEWEST TD PASSES ALLOWED

Season—

- 9 1982 (9 games)
- 10 2006
- 11 2003, 1973
- 13 1988, 1979
- 14 1997, 1985

MOST SACKS RECORDED (Sacks by Patriots defense)

Season—

- 58 1977 (471 yards)
- 57 1979 (512 yards)
- 56 1963 (626 yards)
- 55 1984 (452 yards)

Game—

- 10 at Oak. Sept. 22, 1963 (100 yds)
- 9 Five times, most recently at Atlanta, Nov. 4, 2001 (47)

FEWEST SACKS RECORDED

Season—

- 15 1972 (101 yards)
- 20 1983 (9 games-134 yds)
- 1981 (175 yards)
- 1992 (114 yards)

FIRST DOWNS ALLOWED

MOST TOTAL ALLOWED

Season—

- 370 2011
- 348 2010
- 340 2012**
- 328 1981
- 326 2000, 1983
- 322 1997

Game—

- 35 vs. Buffalo, Nov. 11, 2012**
- 33 vs. Miami, Nov. 23, 1997
- vs. Miami, Oct. 21, 1984
- 30 at Pitt., Sept. 25, 1983
- vs. N.Y. Jets, Sept. 19, 1982
- vs. Minn., Dec. 16, 1979

FEWEST TOTAL ALLOWED

Season—

- 185 1982 (9 games)
- 215 1977, 1973
- 219 1967
- 220 1962

Game—

- 2 vs. Seattle, Dec. 4, 1988
- 5 at Chicago, Oct. 14, 1979
- vs. Ind., Nov. 11, 1990

MOST RUSHING

Season—

- 160 1981
- 151 1990
- 144 1972
- 142 1969, 1973

Game—

- 20 vs. N.Y. Jets, Sept. 19, 1982
- 19 vs. Buffalo, Dec. 14, 1975
- vs. N.Y. Jets, Oct. 15, 1972

FEWEST RUSHING

Season—

- 59 1963
- 61 1967
- 63 1964
- 67 2006

Game—

- 0 6 times, Most recent: vs. Ind., Nov. 11, 1990

MOST PASSING

Season—

- 245 2011
- 226 2010
- 208 1998
- 199 1991
- 193 2009
- 184 2000
- 183 1997

Game—

- 23 at Pittsburgh, Oct. 30, 2011
- 22 at Pittsburgh, Nov. 14, 2010
- vs. Indianapolis, Nov. 21, 2010
- 21 vs. Indianapolis, Dec. 4, 2011
- vs. Cincinnati, Sept. 12, 2010
- at Denver, Oct. 11, 2009
- at Miami, Dec. 6, 2009
- vs. Miami, Nov. 23, 1997
- 20 vs. Buffalo on Nov. 11, 2012**
- vs. San Diego, Sept. 18, 2011
- at S.F., Oct. 22, 1989
- 19 vs. Cincinnati, Dec. 12, 2004
- vs. St. Louis, Nov. 18, 2001

FEWEST PASSING

Season—

- 67 1973
- 88 1982 (9 games)
- 105 1970
- 111 1971, 1977

Game—

- 1 vs. Tennessee, Oct. 18, 2009
- vs. N.Y. Jets, Oct. 14, 1973
- 2 Accomplished 9 times, Most recent: vs. Seattle, Dec. 4, 1988



PATRIOTS TEAM RECORDS

INTERCEPTIONS BY PATRIOTS

MOST INTERCEPTIONS

Season—

- 31 1964
- 29 2003, 1963
- 25 1962, 1960, 2010
- 24 1998, 1980, 1974

Game—

- 7 at N.Y. Jets, Nov. 21, 1976
- 6 vs. N.Y. Jets, Sept. 27, 1964
- vs. Houston, Nov. 1, 1963

FEWEST INTERCEPTIONS

Season—

- 8 1970
- 10 2005, 2000, 1972
- 12 1991, 1982
- 13 1993, 1975, 1973

MOST INT RETURN YARDS

Season—

- 645 1963
- 505 1976
- 427 1985, 1964
- 422 2001

Game—

- 204 vs. Houston, Nov. 1, 1963
- 160 vs. Miami, Nov. 23, 1997
- 145 at N.Y. Jets, Nov. 21, 1976

FEWEST INT RETURN YARDS

Season—

- 85 2005
- 99 1991
- 104 2008
- 105 1973

MOST INT RETURN TOUCHDOWNS

Season—

- 5 2003, 2001
- 4 1997, 2010
- 3 2009, 2007, 2002, 1998,
- 1992, 1976, 1963, 1962

Game—

- 2 8 times, most recently
- vs. Indianapolis, Nov. 18, 2012**

FEWEST INT RETURN TOUCHDOWNS

Season—

- 0 17 times, most recently 2008

TAKEAWAYS BY PATRIOTS

MOST TAKEAWAYS

Season—

- 50 1976
(23 int, 27 fumbles)
- 48 1964
(31 int, 17 fumbles)
- 47 1985
(23 int, 24 fumbles)
- 45 1960
(25 int, 20 fumbles)
- 43 1978
(22 int, 21 fumbles)
- 1979
(20 int, 23 fumbles)
- 42 1961
(22 int, 20 fumbles)
- 1963
(29 int, 13 fumbles)
- 1987
(21 int, 21 fumbles)

Game—

- 10 at N.Y. Jets, Nov. 21, 1976
(7 int, 3 fumbles)
- 8 vs. Houston, Nov. 1, 1963
(6 int, 2 fumbles)
- 8 vs. Buffalo, Nov. 7, 1976
(4 int, 4 fumbles)
- 7 at Buffalo on Dec. 26, 2010
(3 int, 4 fumbles)
- 7 at LA Rams, Dec. 11, 1983
(1 int, 6 fumbles)
- 7 vs. Denver, Nov. 6, 1966
(2 int, 5 fumbles)
- 7 vs. N.Y. Jets, Sept. 27, 1964
(6 int, 1 fumble)



PATRIOTS NFL RECORDS

CONSECUTIVE RECORDS

CONSECUTIVE VICTORIES (INCLUDING PLAYOFFS)

21 Oct. 5, 2003 to Oct. 24, 2004

CONSECUTIVE REGULAR SEASON VICTORIES

21 Dec. 17, 2006 to Sept. 14, 2008

CONSECUTIVE PLAYOFF VICTORIES

10 Jan. 19, 2002 to Jan. 7, 2006

CONSECUTIVE ATTEMPTS NONE INTERCEPTED

358 Tom Brady (10/17/10-9/12/11)

CONSECUTIVE ATT. WITHOUT INT. TO START CAREER

162 Tom Brady (11/23/00 to 10/28/01)

VICTORIES/SCORING

MOST VICTORIES

Season—
16 2007

MOST POINTS

Season—
589 2007

MOST TOUCHDOWNS

Season—
75 2007

MOST PAT KICK ATTEMPTS

Season —
74 Stephen Gostkowski, 2007

MOST PAT KICKS MADE

Season —
74 Stephen Gostkowski, 2007

PASSING

MOST PASS ATTEMPTS

Season —
691 Drew Bledsoe, 1994

Game —
70 Drew Bledsoe vs. Minnesota, Nov. 13, 1994

MOST ATTEMPTS, NO INTERCEPTIONS

Game —
70 Drew Bledsoe vs. Minnesota, Nov. 13, 1994

MOST PASS COMPLETIONS

Game —
45 Drew Bledsoe vs. Minnesota, Nov. 13, 1994

LONGEST PASS COMPLETION

99t Tom Brady at Miami, Sept. 12, 2011 (to Wes Welker)**

MOST TOUCHDOWN PASSES

Season —
50 Tom Brady, 2007

Quarter —
5 Tom Brady vs. Tennessee, Oct. 18, 2009 (2nd Qtr)

FEWEST PASSES INTERCEPTED

Season —
5 2010**
**Tied NFL Record

RUSHING

MOST RUSHING FIRST DOWNS

Season —
181 1978

MOST RUSHING YARDS

Season —
3,165 1978

RECEIVING

MOST RECEIVING YARDS

Longest Reception —
99t Wes Welker at Miami, Sept. 12, 2011**

MOST TOUCHDOWN RECEPTIONS

Season —
23 Randy Moss, 2007

Quarter —
3 Randy Moss, 2007

**Tied NFL Record

MOST TOUCHDOWN RECEPTIONS BY A TIGHT END

Season —
17 Rob Gronkowski, 2011

MOST TOUCHDOWNS BY A TIGHT END

Season —
18 Rob Gronkowski, 2011

MOST GAMES WITH TWO OR MORE TOUCHDOWN RECEPTIONS

Season —
8 Randy Moss, 2007

DEFENSE/TEAM

MOST OPPONENT FUMBLE RECOVERIES

Game —
3 Steve Nelson vs. Philadelphia, Oct. 8, 1978

FEWEST TURNOVERS

Season —
10 2010**

MOST FIRST DOWNS

Season —
444 2012

**Tied NFL Record

PUNTING/KICKOFF RETURNS

HIGHEST NET AVERAGE YARDS PER PUNT

Rookie Season (50 Punts Min.) —
38.4 Zoltan Mesko, 2010 (58-2,226)

LONGEST KICKOFF RETURN

108 Ellis Hobbs at N.Y. Jets, Sept. 9, 2007 (TD)

Great execution has its rewards . . .



*Whether you are scoring
on the field . . .*

*or bringing products to
market around the world.*

discover.
satisfaction



When your supply chain execution is in the best hands possible.

As a leading provider of global supply chain management services and solutions, ModusLink has decades of experience helping technology companies bring their products to market around the world with greater **efficiency, speed** and **cost savings**.

Contact us today . . .
and **discover** the satisfaction
of great execution!

info@moduslink.com
781-663-5000


ModusLink
GLOBAL SOLUTIONS

www.moduslink.com

PLAYOFF HISTORY



PATRIOTS PLAYOFF RESULTS

ALL-TIME PLAYOFF RESULTS

The Patriots have played in 41 playoff games during their 53-year history, compiling an overall playoff record of 24-17. The Patriots won an NFL-record 10 consecutive playoff games from the 2001 season to the 2005 season. Since Robert Kraft purchased the Patriots in 1994, the team is 20-11 in the playoffs, and its 20 playoff victories are the most in the NFL over that span.

ALL-TIME PLAYOFF RESULTS (24-17)

Date	Round	Opponent	W/L	Score
12/28/63	AFL Divisional	at Buffalo	W	26-8
01/05/64	AFL Championship	at San Diego	L	10-51
12/18/76	AFC Divisional	at Oakland	L	21-24
12/31/78	AFC Divisional	Houston	L	14-31
01/08/83	First Round Playoff	at Miami	L	31-28
12/28/85	AFC Wild Card	at N.Y. Jets	W	26-14
01/05/86	AFC Divisional	at L.A. Raiders	W	27-20
01/12/86	AFC Championship	at Miami	W	31-14
01/26/86	Super Bowl XX	* Chicago	L	10-46
01/04/87	AFC Divisional	at Denver	L	17-22
01/01/95	AFC Wild Card	at Cleveland	L	13-20
01/05/97	AFC Divisional	Pittsburgh	W	28-3
01/12/97	AFC Championship	Jacksonville	W	20-6
01/26/97	Super Bowl XXXI	* Green Bay	L	21-35
12/28/97	AFC Wild Card	Miami	W	17-3
01/03/98	AFC Divisional	at Pittsburgh	L	6-7
01/03/99	AFC Wild Card	at Jacksonville	L	10-25
01/19/02	AFC Divisional	Oakland	W	16-13
01/27/02	AFC Championship	at Pittsburgh	W	24-17
02/03/02	Super Bowl XXXVI	* St. Louis	W	20-17
01/10/04	AFC Divisional	Tennessee	W	17-14
01/18/04	AFC Championship	Indianapolis	W	24-14
02/01/04	Super Bowl XXXVIII	* Carolina	W	32-29
01/16/05	AFC Divisional	Indianapolis	W	20-3
01/23/05	AFC Championship	at Pittsburgh	W	41-27
02/06/05	Super Bowl XXXIX	* Philadelphia	W	24-21
01/07/06	AFC Wild Card	Jacksonville	W	28-3
01/14/06	AFC Divisional	at Denver	L	13-27
01/07/07	AFC Wild Card	N.Y. Jets	W	37-16
01/14/07	AFC Divisional	at San Diego	W	24-21
01/21/07	AFC Championship	at Indianapolis	L	34-38
01/12/08	AFC Divisional	Jacksonville	W	31-20
01/20/08	AFC Championship	San Diego	W	21-12
02/03/08	Super Bowl XLII	* N.Y. Giants	L	14-17
01/10/10	AFC Wild Card	Baltimore	L	14-33
01/16/11	AFC Divisional	N.Y. Jets	L	21-28
01/14/12	AFC Divisional	Denver	W	45-10
01/22/12	AFC Championship	Baltimore	W	23-20
02/05/12	Super Bowl XLVI	* N.Y. Giants	L	17-21
01/13/13	AFC Divisional	Houston	W	41-28
01/20/13	AFC Championship	Baltimore	L	13-28

PATRIOTS PLAYOFF SEASONS (20)

Year	How Qualified	Record
1963	Div. Champions	1-1
1976	Wild Card	0-1
1978	Div. Champions	0-1
1982*	16-Team Format	0-1
1985	Wild Card	3-1
1986	Div. Champions	0-1
1994	Wild Card	0-1
1996	Div. Champions	2-1
1997	Div. Champions	1-1
1998	Wild Card	0-1
2001	Div. Champions	3-0
2003	Div. Champions	3-0
2004	Div. Champions	3-0
2005	Div. Champions	1-1
2006	Div. Champions	2-1
2007	Div. Champions	2-1
2009	Div. Champions	0-1
2010	Div. Champions	0-1
2011	Div. Champions	2-1
2012	Div. Champions	1-1

NFL PLAYOFF RECORDS

(Minimum 20 Postseason Games)

Team	W	L	Pct.
Baltimore Ravens	13	7	.650
Green Bay Packers	30	18	.625
Pittsburgh Steelers	33	21	.611
San Francisco 49ers	28	18	.608
New England Patriots	24	17	.585
Oakland/LA Raiders	25	18	.581
Dallas Cowboys	33	25	.569
Washington Redskins	23	18	.561

MOST PLAYOFF WINS IN A DECADE

Team	Decade	Wins
New England Patriots	2000s	14
Dallas Cowboys	1970s	14
Pittsburgh Steelers	1970s	14
San Francisco 49ers	1980s	13
Dallas Cowboys	1990s	12
Washington Redskins	1980s	11
Buffalo Bills	1990s	10

*Neutral site Super Bowls

The Patriots are 14-4 at home in the playoffs in their history. Seventeen of the franchise's 18 home playoff games have happened since Robert Kraft bought the team in 1994.

NFL'S LONGEST HOME PLAYOFF WINNING STREAKS

Team	Win Streak	Seasons
Green Bay Packers.....	13	1939-2001
New England Patriots	11	1996-2008
Buffalo Bills	9	1988-1995
Washington Redskins.....	8	1942-1983

PATRIOTS SUPER BOWL RINGS



Super Bowl XXXVI



Super Bowl XXXVIII



Super Bowl XXXIX



INDIVIDUAL PLAYOFF RECORDS

bold = player on the 2012 roster; underline = record set in 2012

PLAYOFF SERVICE

GAMES PLAYED

Career—

- 24 Tom Brady (2001, 03, 04, 05, 06, 07, 09, 10, 11, 12)
- 22 Teddy Bruschi (1996,97,98,2001,03,04,05,06,07)
- 20 Troy Brown (1994,96,97,98,2001,03,04,05,06)
- 20 Matt Light (2001,03, 04, 06, 07, 09, 10, 11)
- 19 Kevin Faulk (2001, 03, 04, 05, 06, 07, 09, 11)
- 18 Willie McGinest (1994,96,97,98,2001,03,04,05)
- 17 Larry Izzo (2001, 03, 04, 05, 06, 07)
- 17 Adam Vinatieri (1996,97,98,2001,03,04,05)
- 17 Mike Vrabel (2001, 03, 04, 05, 06, 07)

PLAYOFF SCORING

POINTS

Career—

- 117 Adam Vinatieri (26 FGs, 39 PAT kicks)
- 90 Stephen Gostkowski (18 FGs, 36 PAT kicks)
- 42 David Givens (7 receiving touchdowns)
- 39 Tony Franklin (9 FGs, 12 PAT kicks)
- 30 Curtis Martin (5 rushing touchdowns)

Game—

- 18 Curtis Martin vs. Pitt., Jan. 5, 1997 (3 rush TD)
- 18 Rob Gronkowski vs. Denver, Jan. 14, 2012 (3 rec. TD)
- 18 Shane Vereen vs. Hou., Jan. 13, 2013 (2 rec. TD, 1 rush TD)
- 16 Adam Vinatieri vs. Indianapolis, Jan. 18, 2004 (5 FG, 1 PAT)
- 14 Gino Cappelletti at Buffalo, Dec. 28, 1963 (4 FG, 2 PAT)
- 14 Tony Franklin at N.Y. Jets, Dec. 28, 1985 (4 FG, 2 PAT)

TOUCHDOWNS

Career—

- 7 David Givens (8 games) (7 rec. TD)
- 5 Deion Branch (12 games) (4 rec. TD, 1 rush TD)
- 5 Curtis Martin (3 games) (5 rush TD)
- 4 Corey Dillon (8 games) (4 rush TD)

Game—

- 3 Curtis Martin vs. Pitt., Jan. 5, 1997 (3 rush TD)
- 3 Rob Gronkowski vs. Den., Jan. 14, 2012 (3 rec. TD)
- 3 Shane Vereen vs. Hou., Jan. 13, 2013 (2 rec. TD, 1 rush TD)
- 2 Deion Branch at Pitt., Jan. 23, 2005 (1 rec., 1 rush TD)
- 2 Larry Garron at Buffalo, Dec. 28, 1963 (2 rec. TD)
- 2 Stanley Morgan at Denver, Jan. 4, 1987 (2 rec. TD)

PLAYOFF RUSHING

RUSHING ATTEMPTS

Career—

- 120 Corey Dillon (8 games)
- 117 Antowain Smith (6 games)
- 93 Laurence Maroney (7 games)
- 88 Kevin Faulk (19 games)
- 82 Craig James (5 games)
- 49 Curtis Martin (3 games)
- 47 Tony Collins (6 games)
- 47 BenJarvus Green-Ellis (4 games)

Game—

- 26 Antowain Smith vs. Carolina, Feb. 1, 2004
- 25 Laurence Maroney vs. San Diego, Jan. 21, 2008
- 24 Corey Dillon at Pittsburgh, Jan. 23, 2005
- 23 Corey Dillon vs. Indianapolis, Jan. 16, 2005
- Craig James at L.A. Raiders, Jan. 5, 1986
- 22 Antowain Smith vs. Indianapolis, Jan. 18, 2004
- Derrick Cullors vs. Miami, Dec. 27, 1997
- Craig James at Miami, Jan. 12, 1986
- Craig James, at N.Y. Jets, Dec. 28, 1985
- Laurence Maroney vs. Jacksonville, Jan. 12, 2008

RUSHING YARDS

Career—

- 508 Corey Dillon (8 games)
- 456 Antowain Smith (6 games)
- 425 Kevin Faulk (19 games)
- 369 Laurence Maroney (7 games)
- 290 Craig James (5 games)
- 267 Curtis Martin (3 games)

PLAYOFF FIELD GOALS

TOUCHDOWNS (Cont.)

- 2 Benjamin Watson vs. Jacksonville, Jan. 12, 2008 (2 rec. TD)
- 2 Julian Edelman vs. Baltimore, Jan. 10, 2010 (2 rec. TD)

FIELD GOALS MADE

Career—

- 26 Adam Vinatieri (17 games)
- 18 Stephen Gostkowski (12 games)
- 9 Tony Franklin (5 games)
- 5 Gino Cappelletti (2 games)

Game—

- 5 Adam Vinatieri vs. Ind., Jan. 18, 2004 (31,25,27,21,34)
- 4 Tony Franklin at N.Y. Jets, Dec. 28, 1985 (33, 41, 20, 26)
- Gino Cappelletti at Buffalo, Dec. 28, 1963 (28,12, 33, 36)
- 3 Stephen Gostkowski vs. Baltimore, Jan. 22, 2012 (29, 35, 24)
- Stephen Gostkowski at San Diego, Jan. 14, 2007 (50,34,31)
- Stephen Gostkowski vs. N.Y. Jets, Jan. 7, 2007 (20,40,28)
- Adam Vinatieri vs. Oakland, Jan. 19, 2002 (23,45,23)

FIELD GOALS ATTEMPTED

Career—

- 34 Adam Vinatieri (17 games)
- 20 Stephen Gostkowski (12 games)
- 11 Tony Franklin (5 games)
- 6 Gino Cappelletti (2 games)

Game—

- 5 Adam Vinatieri, vs. Indianapolis, Jan. 18, 2004 (31, 25, 27, 21, 34)
- Tony Franklin at N.Y. Jets, Dec. 28, 1985 (33,41,20,41wl,26)
- Gino Cappelletti, at Buffalo, Dec. 28, 1963 (28,12,33,36,45s)

LONGEST FIELD GOALS

- 50 Stephen Gostkowski at San Diego, Jan. 14, 2007
- 48 Adam Vinatieri at Pittsburgh, Jan. 23, 2005
- Adam Vinatieri vs. St. Louis, Feb. 3, 2002
- 46 Adam Vinatieri vs. Tennessee, Jan. 10, 2004
- Adam Vinatieri at Pittsburgh, Jan. 3, 1998

RUSHING YARDS (Cont.)

Game—

- 166 Curtis Martin, vs. Pittsburgh, Jan. 5, 1997
- 144 Corey Dillon vs. Indianapolis, Jan. 16, 2005
- 122 Laurence Maroney vs. Jacksonville, Jan. 12, 2008
- Laurence Maroney vs. San Diego, Jan 21, 2008
- 105 Craig James, at Miami, Jan. 12, 1986
- 104 Craig James, at L.A. Raiders, Jan. 5, 1986
- 100 Antowain Smith vs. Indianapolis, Jan. 18, 2004

LONGEST RUSHES

- 78t Curtis Martin, vs. Pittsburgh, Jan. 5, 1997
- 45 Robert Weathers at Miami, Jan. 12, 1986
- 43 Aaron Hernandez vs. Denver, Jan. 14, 2012
- 42 Corey Dillon vs. Indianapolis, Jan. 16, 2005
- 35 Corey Dillon at Indianapolis, Jan. 21, 2007
- 35 Antowain Smith vs. Indianapolis, Jan. 18, 2004

RUSHING TOUCHDOWNS

Career—

- 5 Curtis Martin (3 games)
- 4 Corey Dillon (8 games)
- 3 Tom Brady (24 games)
- Laurence Maroney (7 games)
- 2 Antowain Smith (6 games)

LONGEST RUSHING TOUCHDOWNS

- 78 Curtis Martin vs. Pittsburgh, Jan. 5, 1997
- 25 Corey Dillon at Pittsburgh, Jan. 23, 2005
- 23 Curtis Martin vs. Pittsburgh, Jan. 5, 1997
- 23 Deion Branch at Pittsburgh, Jan. 23, 2005



INDIVIDUAL PLAYOFF RECORDS

PLAYOFF PASSING

PASSING YARDS

Career—

- 5,949 Tom Brady (24 games)
- 1,335 Drew Bledsoe (7 games)
- 571 Steve Grogan (4 games)
- 561 Tony Eason (5 games)
- 489 Vito "Babe" Parilli (2 games)

Game—

- 363 Tom Brady vs. Denver, Jan. 14, 2012
- 354 Tom Brady vs. Carolina, Feb. 1, 2004
- 344 Tom Brady vs. Houston, Jan. 13, 2013
- 341 Tom Brady at Denver, Jan. 14, 2006
- 320 Tom Brady vs. Baltimore, Jan. 20, 2013
- 312 Tom Brady vs. Oakland, Jan. 19, 2002
- 300 Vito "Babe" Parilli at Buffalo Dec. 28, 1963
- 299 Tom Brady vs. N.Y. Jets, Jan. 16, 2011

PASSING ATTEMPTS

Career—

- 887 Tom Brady (24 games)
- 252 Drew Bledsoe (7 games)
- 95 Steve Grogan (4 games)
- 72 Tony Eason (5 games)
- 64 Vito "Babe" Parilli (2 games)

Game—

- 54 Tom Brady vs. Baltimore, Jan. 20, 2013
- 52 Tom Brady vs. Oakland, Jan. 19, 2002
- 51 Tom Brady at San Diego, Jan. 14, 2007
- 50 Drew Bledsoe at Cleveland, Jan. 1, 1995
- 48 Tom Brady vs. N.Y. Giants, Feb. 3, 2008
- Tom Brady vs. Carolina, Feb. 1, 2004
- Drew Bledsoe vs. Green Bay, Jan. 26, 1997

PASS COMPLETIONS

Career—

- 553 Tom Brady (24 games)
- 129 Drew Bledsoe (7 games)
- 48 Steve Grogan (4 games)
- 42 Tony Eason (5 games)
- 28 Vito "Babe" Parilli (2 games)

Game—

- 32 Tom Brady vs. Carolina, Feb. 1, 2004
- Tom Brady vs. Oakland, Jan. 19, 2002
- 29 Tom Brady vs. Baltimore, Jan. 20, 2013
- Tom Brady vs. N.Y. Jets, Jan. 16, 2011
- Tom Brady vs. N.Y. Giants, Feb. 3, 2008
- 27 Tom Brady vs. N.Y. Giants, Feb. 5, 2012
- Tom Brady at San Diego, Jan. 14, 2007
- 26 Tom Brady vs. Denver, Jan. 14, 2012
- Tom Brady vs. Jacksonville, Jan. 12, 2008

COMPLETION PERCENTAGE

Career—

- 62.3 Tom Brady (24 games) (887-553)
- 58.3 Tony Eason (5 games) (72-42)
- 54.5 Tom Owen (1 game) (22-12)
- 51.2 Drew Bledsoe (7 games) (252-129)
- 50.5 Steve Grogan (4 games) (95-48)

COMPLETION PERCENTAGE (Cont.)

Game (Minimum 10 att.)—

- 92.9 Tom Brady vs. Jacksonville, Jan. 12, 2008 (28-26)
- 83.0 Tony Eason at Miami, Jan. 12, 1986 (12-10)
- 76.5 Tom Brady vs. Denver, Jan. 14, 2012 (34-26)
- 75.0 Tony Eason at N.Y. Jets, Dec. 28, 1986 (16-12)
- 69.7 Tom Brady vs. Philadelphia, Feb. 6, 2005 (33-23)
- 66.7 Tom Brady vs. San Diego, Jan. 20, 2008 (33-22)
- Tom Brady at Pittsburgh, Jan. 23, 2005 (21-14)
- Tom Brady vs. Indianapolis, Jan. 16, 2005 (27-18)
- Tom Brady vs. Carolina, Feb. 1, 2004 (48-32)

PASSING TOUCHDOWNS

Career—

- 42 Tom Brady (24 games)
- 7 Tony Eason (5 games)
- 6 Drew Bledsoe (7 games)
- 3 Steve Grogan (4 games)
- 2 Vito "Babe" Parilli (2 games)

Game—

- 6 Tom Brady vs. Denver, Jan. 14, 2012
- 3 Tom Brady vs. Houston, Jan. 13, 2013
- Tom Brady vs. Jacksonville, Jan. 12, 2008
- Tom Brady vs. Jacksonville, Jan. 7, 2006
- Tom Brady vs. Carolina, Feb. 1, 2004
- Tony Eason at Miami, Jan. 12, 1986
- 2 10 times, most recent
- Tom Brady vs. N.Y. Giants on Feb. 5, 2012

INTERCEPTIONS

Career—

- 22 Tom Brady (24 games)
- 12 Drew Bledsoe (7 games)
- 7 Steve Grogan (4 games)
- 2 Vito "Babe" Parilli (2 games)

Game—

- 4 Drew Bledsoe vs. Green Bay, Jan. 26, 1997
- 3 Drew Bledsoe at Cleveland, Jan. 1, 1995
- Tom Brady vs. Baltimore, Jan. 10, 2010
- Tom Brady vs. San Diego, Jan. 20, 2008
- Tom Brady at San Diego, Jan. 14, 2007

PASSER RATING

Career (Minimum 25 att.)—

- 115.6 Tony Eason (5 games)
- 87.4 Tom Brady (24 games)
- 67.7 Vito "Babe" Parilli (2 games)
- 54.9 Drew Bledsoe (7 games)
- 50.4 Scott Zolak (2 games)

Game (Minimum 10 att.)—

- 141.4 Tom Brady vs. Jacksonville, Jan. 12, 2008
- 137.6 Tom Brady vs. Denver, Jan. 14, 2012
- 132.0 Tony Eason at N.Y. Jets, Dec. 28, 1985
- 130.9 Tony Eason at Miami, Jan. 12, 1986
- 130.5 Tom Brady at Pittsburgh, Jan. 23, 2005
- 116.4 Tom Brady vs. Jacksonville, Jan. 7, 2006
- 115.0 Tom Brady vs. Houston, Jan. 13, 2013
- 110.2 Tom Brady vs. Philadelphia, Feb. 6, 2005

PLAYOFF RECEIVING

RECEPTIONS

Career—

- 69 Wes Welker (9 games)
- 58 Troy Brown (20 games)
- 56 Deion Branch (14 games)
- 51 Kevin Faulk (19 games)
- 35 David Givens (8 games)

Game—

- 11 Wes Welker vs. N.Y. Giants, Feb. 3, 2008
- Deion Branch vs. Philadelphia, Feb. 6, 2004
- 10 Rob Gronkowski vs. Denver, Jan. 14, 2011
- Jabar Gaffney at San Diego, Jan. 14, 2007
- Deion Branch vs. Carolina, Feb. 1, 2004
- Jermaine Wiggins vs. Oakland, Jan. 19, 2002

RECEIVING YARDS

Career—

- 853 Deion Branch (14 games)
- 694 Troy Brown (20 games)
- 686 Wes Welker (9 games)
- 412 Kevin Faulk (19 games)
- 324 David Givens (8 games)
- 323 Rob Gronkowski (5 games)
- 317 Terry Glenn (5 games)

Game—

- 153 Deion Branch at Denver, Jan. 14, 2006 (8 rec)
- 145 Rob Gronkowski vs. Denver, Jan. 14, 2012 (10)
- 143 Deion Branch vs. Carolina, Feb. 1, 2004 (10)
- 133 Deion Branch vs. Philadelphia, Feb. 6, 2005 (11)
- 131 Wes Welker vs. Houston, Jan. 13, 2013 (8)
- 121 Troy Brown at Pittsburgh, Jan. 27, 2002 (8)
- 120 Larry Garron at Buffalo, Dec. 28, 1963 (4)



INDIVIDUAL PLAYOFF RECORDS

PLAYOFF RECEIVING (Cont.)

TOUCHDOWN RECEPTIONS

Career—

- 7 David Givens (8 games)
- 4 **Deion Branch (14 games)**
Wes Welker (9 games)
- 3 **Rob Gronkowski (5 games)**
Benjamin Watson (9 games)
Jabar Gaffney (6 games)
Stanley Morgan (7 games)
- 2 Troy Brown (20 games)
Keith Byars (5 games)
- Julian Edelman (5 games)**
Russ Francis (2 games)
Larry Garron (2 games)
David Patten (6 games)
Shane Vereen (2 games)
Mike Vrabel (17 games)

TOUCHDOWN RECEPTIONS (Cont.)

Game—

- 3 **Rob Gronkowski vs. Denver, Jan. 14, 2012**
- 2 **Julian Edelman vs. Baltimore, Jan. 10, 2010**
Shane Vereen vs. Houston, Jan. 13, 2013
Benjamin Watson vs. Jacksonville, Jan. 12, 2008
Larry Garron at Buffalo, Dec. 28, 1963
Stanley Morgan at Denver, Jan. 4, 1987

LONGEST RECEPTIONS

- 73 **Deion Branch from Tom Brady, at Denver, 1/14/06**
- 63t Benjamin Watson from Tom Brady, vs. Jac., 1/7/06
- 61t **Deion Branch from Tom Brady, vs. Denver, 1/14/12**
- 60t **Deion Branch from Tom Brady, at Pittsburgh, 1/23/05**
- 59t Larry Garron from Babe Parilli, at Buffalo, 12/28/63

PLAYOFF SCRIMMAGE YARDS

SCRIMMAGE YARDS (RUSHING AND RECEIVING)

Career—

- 893 **Deion Branch (14 games) (41 rush, 852 rec.)**
- 837 Kevin Faulk (19 games) (425 rush, 412 rec.)
- 720 **Wes Welker (9 games) (34 rush, 686 rec.)**
- 675 Troy Brown (20 games) (-19 rush, 694 rec.)
- 582 Corey Dillon (8 games) (508 rush, 74 rec.)
- 469 Antowain Smith (6 games) (456 rush, 13 rec.)

SCRIMMAGE YARDS (Cont.)

Game—

- 175 Curtis Martin vs. Pitt., Jan. 5, 1997 (166 rush, 9 rec.)
- 164 Larry Garron at Buff., Dec. 28, 1963 (44 rush, 120 rec.)
- 161 Corey Dillon vs. Ind., Jan. 16, 2005 (144 rush, 17 rec.)
- 162 Laurence Maroney vs. Jac., Jan. 12, 2006 (122 rush, 40 rec.)
- 153 **Deion Branch vs. Den., Jan. 14, 2006 (0 rush, 153 rec.)**
Deion Branch at Pitt., Jan. 23, 2005 (37 rush, 116 rec.)

PLAYOFF INTERCEPTIONS

INTERCEPTIONS

Career—

- 7 Rodney Harrison (9 games)
- 5 Asante Samuel (14 games)
- 4 Ty Law (12 games)
- 3 Fred Marion (6 games)

Game—

- 3 Ty Law vs. Indianapolis, Jan. 18, 2004
- 2 Eugene Wilson at Pittsburgh, Jan. 23, 2005
- 2 Ronnie Lippett at L.A. Raiders, Jan. 5, 1986
- 2 Ross O'Hanley at Buffalo, Dec. 28, 1963
- 2 Bob Dee at Buffalo, Dec. 28, 1963

INTERCEPTION RETURN YARDAGE (Cont.)

Game—

- 87 Rodney Harrison at Pittsburgh, Jan. 23, 2005 (1 int.)
- 73 Asante Samuel vs. Jacksonville, Jan. 7, 2006 (1)
- 47 Ty Law vs. St. Louis, Feb. 3, 2002 (1)
- 40 Todd Collins vs. Miami, Dec. 28, 1997 (1)
- 39 Asante Samuel at Indianapolis, Jan. 21, 2007 (1)

LONGEST INTERCEPTION RETURN

- 87 Rodney Harrison, at Pittsburgh, Jan. 23, 2005 (TD)
- 73 Asante Samuel, vs. Jacksonville, Jan. 7, 2006 (TD)
- 47 Ty Law, vs. St. Louis, Feb. 3, 2002 (TD)
- 39 Asante Samuel at Indianapolis, Jan. 21, 2007 (TD)
- 36 Asante Samuel vs. N.Y. Jets, Jan. 7, 2007 (TD)

INTERCEPTION RETURN YARDAGE

Career—

- 158 Asante Samuel (14 games)
- 118 Rodney Harrison (8 games)
- 73 Ty Law (12 games)
- 71 Fred Marion (6 games)
- 40 Todd Collins (5 games)

INTERCEPTION RETURNS FOR TOUCHDOWNS

- 3 Asante Samuel (14 games)
- 1 Rodney Harrison (9 games)
- 1 Ty Law (12 games)
- 1 Todd Collins (5 games)

PLAYOFF SACKS

SACKS

Career—

- 16.0 Willie McGinest (18 games)
- 7.0 Mike Vrabel (17 games)
- 5.0 Jarvis Green (15 games)
- 4.5 Tedy Bruschi (22 games)
- 4.5 Richard Seymour (15 games)

Game—

- 4.5 Willie McGinest vs. Jacksonville, Jan. 7, 2006
- 3.0 Jarvis Green vs. Indianapolis, Jan. 18, 2004
- 3.0 Willie McGinest vs. Tennessee, Jan. 10, 2004
- 2.0 Seven times, most recent
Rob Ninkovich vs. Baltimore, Jan. 20, 2013



INDIVIDUAL PLAYOFF RECORDS

PLAYOFF PUNTS

PUNTS

Career—

- 43 Tom Tupa (6 games)
- 36 Rich Camarillo (6 games)
- 34 Ken Walter (6 games)
- 23 Josh Miller (5 games)
- 21 Zoltan Mesko (6 games)**
- 14 Todd Sauerbrun (3 games)
- 14 Chris Hanson (4 games)

Game—

- 9 Rich Camarillo at Denver, Jan. 4, 1987 (50.2 avg.)
- 8 Ken Walter vs. St. Louis, Feb. 3, 2002 (43.1)
- Ken Walter vs. Oakland, Jan. 19, 2002 (35.0)
- Tom Tupa, at Jacksonville, Jan. 3, 1999 (47.3)
- Tom Tupa, vs. Green Bay, Jan. 26, 1997 (45.1)

PUNT AVERAGE

52.8 Zoltan Mesko vs. Houston, Jan. 13, 2013 (5 kicks)

- 51.4 Todd Sauerbrun at Indianapolis, Jan. 14, 2007 (5 kicks)
- 50.2 Rich Camarillo at Denver, Jan. 4, 1987 (9)
- 48.7 Josh Miller at Denver, Jan. 14, 2006 (3)
- 47.3 Tom Tupa at Jacksonville, Jan. 3, 1999 (8)
- 47.0 Zoltan Mesko vs. N.Y. Jets, Jan. 16, 2011 (4)
- 46.9 Tom Yewcic at San Diego, Jan. 5, 1964 (7)
- 45.1 Josh Miller vs. Philadelphia, Feb. 6, 2005 (7)
- Tom Tupa vs. Green Bay, Jan. 26, 1997 (8)
- 45.0 Rich Camarillo, at L.A. Raiders, Jan. 5, 1986 (5)

LONGEST PUNTS

- 68 Tom Yewcic at San Diego, Jan. 5, 1964
- 64 Zoltan Mesko vs. Houston, Jan. 13, 2013**
- 62 Rich Camarillo vs. Chicago, Jan. 26, 1986
- 61 Zoltan Mesko vs. Houston, Jan. 13, 2013**
- 60 Rich Camarillo at Denver, Jan. 4, 1987
- 59 Todd Sauerbrun at Indianapolis, Jan. 21, 2007

PLAYOFF PUNT RETURNS

PUNT RETURNS

Career—

- 33 Troy Brown (20 games)
- 18 David Meggett (5 games)
- 8 Wes Welker (9 games)**
- Irving Fryar (4 games)
- 7 Julian Edelman (5 games)**
- Tim Dwight (2 games)
- 2 Art Graham (2 games)
- Roland James (5 games)

Game—

- 7 David Meggett vs. Pittsburgh, Jan. 5, 1997
- 5 Troy Brown vs. Oakland, Jan. 19, 2002
- 4 Wes Welker vs. Baltimore, Jan. 20, 2013**
- Tim Dwight vs. Jacksonville, Jan. 7, 2006
- Troy Brown vs. Carolina, Feb. 1, 2004
- Troy Brown, at Jacksonville, Jan. 3, 1999
- David Meggett vs. Green Bay, Jan. 26, 1997
- Irving Fryar, at N.Y. Jets, Dec. 28, 1985

PUNT RETURN YARDS

Career—

- 315 Troy Brown (20 games)
- 165 David Meggett (5 games)

PUNT RETURN YARDS (Cont.)

- 105 Julian Edelman (5 games)**
- 85 Wes Welker (9 games)**
- 68 Tim Dwight (2 games)
- 47 Irving Fryar (4 games)

Game—

- 80 Troy Brown at Pittsburgh, Jan. 27, 2002
- 72 David Meggett vs. Pittsburgh, Jan. 5, 1997
- 49 Troy Brown vs. Oakland, Jan. 19, 2002
- 42 Julian Edelman vs. N.Y. Jets, Jan. 16, 2011**
- 40 Troy Brown vs. Carolina, Feb. 1, 2004
- 39 Troy Brown at Indianapolis, Jan. 21, 2007

LONGEST PUNT RETURN

- 551 Troy Brown at Pittsburgh, Jan. 27, 2002
- 41 Julian Edelman vs. N.Y. Jets, Jan. 16, 2011**
- 28 Wes Welker vs. Baltimore, Jan. 20, 2013**
- Julian Edelman vs. Baltimore, Jan. 10, 2010**
- Troy Brown vs. Carolina, Feb. 1, 2004
- Art Graham, at Buffalo, Dec. 28, 1963
- 27 Tim Dwight vs. Jacksonville, Jan. 7, 2006
- Troy Brown vs. Oakland, Jan. 19, 2002

PLAYOFF KICKOFF RETURNS

KICKOFF RETURNS

Career—

- 17 Ellis Hobbs (8 games)
- 15 Patrick Pass (10 games)
- Stephen Starring (5 games)
- 12 Laurence Maroney (7 games)
- 11 Bethel Johnson (6 games)

Game—

- 7 Stephen Starring vs. Chicago, Jan. 26, 1986
- 6 Ellis Hobbs at Indianapolis, Jan. 21, 2007
- Derrick Cullors, at Jacksonville, Jan. 3, 1999
- 5 Brandon Tate vs. N.Y. Jets, Jan. 16, 2011
- Patrick Pass vs. Oakland, Jan. 19, 2002
- David Meggett, vs. Green Bay, Jan. 26, 1997

KICKOFF RETURN YARDS

Career—

- 471 Ellis Hobbs (8 games)
- 336 Patrick Pass (10 games)
- 315 Stephen Starring (5 games)
- 257 Laurence Maroney (7 games)
- 228 Bethel Johnson (6 games)

Game—

- 220 Ellis Hobbs at Indianapolis, Jan. 21, 2007
- 153 Stephen Starring vs. Chicago, Jan. 26, 1986
- 117 David Meggett, vs. Green Bay, Jan. 26, 1997
- 108 Brandon Tate vs. N.Y. Jets, Jan. 16, 2011
- 101 Danny Woodhead vs. Baltimore, Jan. 22, 2012**
- 95 Patrick Pass vs. Oakland, Jan. 19, 2002
- 94 Laurence Maroney vs. N.Y. Giants, Feb. 3, 2008

LONGEST KICKOFF RETURN

- 80 Ellis Hobbs at Indianapolis, Jan. 21, 2007
- 47 Raymond Clayborn vs. Houston, Dec. 31, 1978
- 43 Laurence Maroney vs. N.Y. Giants, Feb. 3, 2008
- 42 Darius Butler vs. Baltimore, Jan. 10, 2010
- 41 Danny Woodhead vs. Baltimore, Jan. 22, 2012**
- Ellis Hobbs at Indianapolis, Jan. 21, 2007
- 37 Stephen Starring at Miami, Jan. 12, 1986

TEAM PLAYOFF RECORDS

MOST POINTS SCORED

- 45 vs. Denver, Jan. 14, 2012 (W 45-10)
- 41 vs. Houston, Jan. 13, 2013 (W 41-28)**
- 41 at Pittsburgh, Jan. 23, 2005 (W 41-27)
- 37 vs. N.Y. Jets, Jan. 7, 2007 (W 37-16)
- 34 at Ind., Jan. 21, 2007 (L 34-38)
- 32 vs. Carolina, Feb. 1, 2004 (W 32-29)
- 31 at Miami, Jan. 12, 1986 (W 31-14)
- vs. Jacksonville, Jan. 12, 2008 (W 31-20)

FEWEST POINTS ALLOWED

- 3 vs. Jacksonville, Jan. 7, 2006 (W 28-3)
- vs. Indianapolis, Jan. 16, 2005 (W 20-3)
- vs. Miami, Dec. 28, 1997 (W 17-3)
- vs. Pittsburgh, Jan. 5, 1997 (W 28-3)
- 6 vs. Jacksonville, Jan. 12, 1997 (W 20-6)

FIRST DOWNS

- Total—**
- 31 vs. Denver, Jan. 14, 2012
 - 29 vs. Carolina, Feb. 1, 2004
 - 28 vs. Baltimore, Jan. 20, 2013**
 - 26 vs. N.Y. Jets, Jan. 16, 2011
 - vs. N.Y. Jets, Jan. 7, 2007
 - 25 vs. Baltimore, Jan. 22, 2012
 - vs. San Diego, Jan. 20, 2008
 - 24 vs. Houston, Jan. 13, 2013**
 - vs. Jacksonville, Jan. 12, 2008

Rushing—

- 15 at Miami, Jan. 12, 1986
- 13 vs. San Diego, Jan. 20, 2008
- vs. N.Y. Jets, Jan. 7, 2007
- 11 vs. Jacksonville, Jan. 12, 2008
- vs. Indianapolis, Jan. 16, 2005
- 10 at Oakland, Dec. 18, 1976

Passing—

- 19 vs. Baltimore, Jan. 20, 2013**
- vs. Denver, Jan. 14, 2012
- vs. N.Y. Jets, Jan. 16, 2011
- vs. Carolina, Feb. 1, 2004
- 17 vs. N.Y. Giants, Feb. 3, 2008
- vs. Oakland, Jan. 19, 2002
- 15 vs. Houston, Jan. 13, 2013**
- vs. N.Y. Giants, Feb. 5, 2012
- vs. Baltimore, Jan. 22, 2012
- vs. Indianapolis, Jan. 18, 2004
- 14 vs. Philadelphia, Feb. 6, 2005
- at Pittsburgh, Jan. 3, 1997
- at Cleveland, Jan. 1, 1995

Penalty—

- 7 at Oakland, Dec. 18, 1976
- 3 vs. Baltimore, Jan. 20, 2013**
- vs. Denver, Jan. 24, 2012
- at San Diego, Jan. 14, 2007
- vs. Carolina, Feb. 1, 2004

3rd Down Efficiency—

- .688 vs. N.Y. Jets, Jan. 7, 2007 (11/16)
- .600 vs. Jacksonville, Jan. 12, 2008 (6/10)
- .538 vs. San Diego, Jan. 20, 2008 (7/13)
- .533 vs. Indianapolis, Jan. 16, 2005 (8/15)

TOTAL NET YARDS

- Most—**
- 509 vs. Denver, Jan. 14, 2012 (146 Rush, 363 Pass, 64 Plays)
 - 481 vs. Carolina, Feb. 1, 2004 (127 Rush, 354 Pass, 83 Plays)
 - 457 vs. Houston, Jan. 13, 2013 (122 rush, 335 pass, 65 PI)**
 - 428 vs. Baltimore, Jan. 20, 2013 (108 rush, 320 pass, 82 PI)**
 - 420 at Denver, Jan. 14, 2006 (79 R, 341 Pa, 57 PI)
 - 403 vs. Jacksonville, Jan. 12, 2008 (145 R, 258 Pa, 58 PI)
 - 375 at Buffalo, Dec. 28, 1963 (83 R, 292 Pa, 70 PI)

Greatest Playoff Comebacks

Rank	Date	Opponent	Largest Deficit	Largest Deficit Score	Final Score
1	01/14/07	@ San Diego	11 Points	14-3	24-21
2t	01/19/02	Oakland	10 Points	13-3	16-13 (OT)
2t	01/05/86	@ L.A. Raiders	10 Points	17-7	27-20

NO. OF PLAYS

- 84 vs. Oak., Jan. 19, 2002 (30 Ru, 54 Pa)
- 83 vs. Carolina, Feb. 1, 2004 (35R, 48 P)

No. of Plays (Cont.)

- 78 vs. N.Y. Jets, Jan. 16, 2011 (28R, 50P)
- 74 at S.D., Jan. 14, 2007 (21R, 53P)
- 73 vs. N.Y. Jets, Jan. 7, 2007 (36R, 35 P)
- at Oak., Dec. 18, 1976 (49R, 24 P)

RUSHING

Attempts—

- 59 at Miami, Jan. 12, 1986
- 49 at Oakland, Dec. 18, 1976
- at L.A. Raiders, Jan. 5, 1986
- 39 vs. Indianapolis, Jan. 16, 2005
- at N.Y. Jets, Dec. 28, 1985

Yards Rushing—

- 255 at Miami, Jan. 12, 1986
- 210 vs. Indianapolis, Jan. 16, 2005
- 194 vs. Pittsburgh, Jan. 5, 1997
- 164 at Oakland, Dec. 18, 1976
- 158 vs. N.Y. Jets, Jan. 7, 2007

Rushing TDs—

- 3 vs. Pittsburgh, Jan. 5, 1997
- 2 vs. Houston, Jan. 13, 2013**
- vs. Baltimore, Jan. 22, 2012
- at Pittsburgh, Jan. 23, 2005

PASSING

Attempts—

- 54 vs. Baltimore, Jan. 20, 2013**
- 52 vs. Oakland, Jan. 19, 2002
- 51 at San Diego, Jan. 14, 2007
- at Cleveland, Jan. 1, 1995
- 48 vs. N.Y. Giants, Feb. 3, 2008
- vs. Carolina, Feb. 1, 2004
- vs. Green Bay, Jan. 26, 1996

Completions—

- 35 vs. Carolina, Feb. 1, 2004
- 32 vs. Oakland, Jan. 19, 2002
- 29 vs. Baltimore, Jan. 20, 2013**
- vs. N.Y. Jets, Jan. 16, 2011
- vs. N.Y. Giants, Feb. 3, 2008
- 27 vs. N.Y. Giants, Feb. 5, 2012
- at San Diego, Jan. 14, 2007

Net Yards Passing—

- 363 vs. Denver, Jan. 14, 2012
- 354 vs. Carolina, Feb. 1, 2004
- 341 at Denver, Jan. 14, 2006
- 335 vs. Houston, Jan. 13, 2013**
- 320 vs. Baltimore, Jan. 20, 2013**
- 297 vs. Oakland, Jan. 19, 2002
- 292 at Buffalo, Dec. 28, 1963

TDs Passing—

- 6 vs. Denver, Jan. 14, 2012
- 3 vs. Houston, Jan. 13, 2013**
- vs. Jacksonville, Jan. 12, 2008
- vs. Jacksonville, Jan. 7, 2006
- vs. Carolina, Feb. 1, 2004
- at Miami, Jan. 12, 1986

Interceptions (Most)—

- 4 vs. Green Bay, Jan. 26, 1997
- 3 vs. San Diego, Jan. 20, 2008
- at San Diego, Jan. 14, 2007
- at Cleveland, Jan. 1, 1995
- vs. Houston, Dec. 31, 1978

Interceptions (Fewest)—

- 0 Many times, Most Recent: vs. N.Y. Giants, Feb. 3, 2008

Sacks Against—

- 0 Many times, Most Recent: vs. Baltimore, Jan. 20, 2013

PUNTING

Most Punts For—

- 9 at Denver, Jan. 4, 1987 (50.2 avg.)
- 8 Four times, Most Recent: vs. St. Louis Feb. 3, 2002 (43.1)

Fewest Punts For—

- 1 vs. Jacksonville, Jan. 20, 2008
- 2 vs. Baltimore, Jan. 22, 2012
- vs. N.Y. Jets, Jan. 7, 2007
- vs. Indianapolis, Jan. 18, 2004
- 3 vs. N.Y. Giants, Feb. 5, 2012
- vs. Denver, Jan. 14, 2012
- at Oak., Dec. 18, 1976 (44.0 avg.)

DEFENSE

Fewest Yards Allowed—

- 162 vs. Miami, Dec. 28, 1997
- 213 vs. Pittsburgh, Jan. 5, 1997
- 230 vs. Oakland, Jan. 19, 2002
- 240 at N.Y. Jets, Dec. 28, 1985

Most Yards Allowed—

- 610 at San Diego, Jan. 5, 1963
- 455 at Indianapolis, Jan. 21, 2007
- 448 vs. Miami, Jan. 8, 1983
- 441 at Denver, Jan. 4, 1987

Sacks—

- 6 vs. Jacksonville, Jan. 7, 2006 (42 yds)
- 5 vs. Denver, Jan. 14, 2012 (28 yds)
- vs. Green Bay, Jan. 26, 1997 (38)
- at N.Y. Jets, Dec. 28, 1985 (51)
- 4 Seven times, Most Recent: vs. Philadelphia, Feb. 6, 2005 (33)

Interceptions—

- 4 vs. Indianapolis, Dec. 28, 2004
- at Buffalo, Dec. 18, 1964
- 3 vs. Philadelphia, Feb. 6, 2005
- at Pittsburgh, Jan. 23, 2005
- at Pittsburgh, Jan. 27, 2002
- at L.A. Raiders, Jan. 5, 1986

Turnovers Forced—

- 6 at Miami, Jan. 12, 1986 (2 INT, 4 FR)
- at L.A. Raiders, Jan. 5, 1986 (3 INT, 3 FR)
- at Buffalo, Dec. 28, 1963 (4 INT, 2 FR)
- 5 vs. Ind., Jan. 18, 2004 (4 INT, 1 FR)
- 4 at S.D., Jan. 14, 2007 (1 INT, 3 FR)
- vs. Phila., Feb. 6, 2005 (3 INT, 1 FR)
- at Pitt., Jan. 23, 2005 (3 INT, 1 FR)
- at Pitt., Jan. 27, 2002 (3 INT, 1 FR)
- vs. Jac., Jan. 12, 1997 (2 INT, 2 FR)
- at N.Y. Jets, Jan. 28, 1985 (2 INT, 2 FR)

PENALTIES

Most vs.—

- 12 at Pittsburgh, Jan. 27, 2002 (87 yds)
- 10 at Oakland, Dec. 18, 1976 (83)
- 8 at Indianapolis, Jan. 21, 2007 (63)
- at Denver, Jan. 14, 2006 (82)
- vs. Carolina, Feb. 1, 2004 (60)
- vs. Houston, Dec. 31, 1978 (92)

Fewest vs.—

- 1 vs. Baltimore, Jan. 22, 2012 (5 yds)
- at Pittsburgh, Jan. 23, 2005 (5 yds)
- vs. Oakland Jan. 19, 2002 (15)
- at N.Y. Jets, Dec. 28, 1985 (10)
- at San Diego, Jan. 5, 1964 (18)

Most Yards Lost—

- 92 vs. Hou., Dec. 31, 1978 (8 pen.)
- 87 at Pittsburgh, Jan. 27, 2002 (12)
- 83 at Oakland, Dec. 18, 1976 (10)
- 74 vs. Jacksonville, Jan. 12, 2008 (6)

Fewest Yards Lost—

- 5 vs. Baltimore, Jan. 22, 2012 (1 pen.)
- vs. Jacksonville, Jan. 12, 1997 (2)
- 10 at N.Y. Jets, Dec. 28, 1985 (1)
- 14 vs. Tennessee, Jan. 10, 2004 (2)
- 15 vs. Oakland, Jan. 19, 2002 (1)
- at Miami, Jan. 12, 1986 (2)



1963 AFL CHAMPIONSHIP GAME

1963 AFL CHAMPIONSHIP GAME • SAN DIEGO 51, BOSTON 10 • Balboa Stadium

January 5, 1964 • Weather: 71 degrees; wind NW 11 mph • Attendance - 30,127

	1	2	3	4	OT	F
Boston Patriots	7	3	0	0	--	10
San Diego	21	10	7	13	--	51

TEAM	Q	PLAY	SCORE	
			Visitor	Home
SD	1	T. Rote 2 yd run (G. Blair kick)	0	7
SD	1	K. Lincoln 67 yd run (G. Blair kick)	0	14
BOS	1	L. Garron 7 yd run (G. Cappelletti kick)	7	14
SD	1	P. Lowe 58 yd run (G. Blair kick)	7	21
SD	2	G. Blair 11 yd field goal	7	24
BOS	2	G. Cappelletti 15 yd field goal	10	24
SD	2	D. Norton 14 yd pass from T. Rote (G. Blair kick)	10	31
SD	3	L. Alworth 48 yd pass from T. Rote (G. Blair kick)	10	38
SD	4	K. Lincoln 25 yd pass from J. Hadl (pass failed)	10	44
SD	4	J. Hadl 1 yd run (G. Blair kick)	10	51

FINAL INDIVIDUAL STATISTICS

RUSHING						RUSHING					
NO	YDS	AVG	LG	TD		NO	YDS	AVG	LG	TD	
H. Crump	7	18	2.6	6	0	K. Lincoln	13	206	15.8	67t	1
L. Garron	3	15	5.0	7t	1	P. Lowe	12	94	7.8	58t	1
B. Lott	3	15	5.0	6	0	T. Rote	4	15	3.8	10	1
T. Yewcic	1	14	14.0	14	0	G. McDougall	1	2	2.0	2	0
V. Parilli	1	10	10.0	10	0	J. Hadl	1	1	1.0	1t	1
R. Burton	1	3	3.0	3	0	B. Jackson	1	0	0.0	0	0
Patriots:	16	75	4.7	14	1	Chargers:	32	318	9.9	6	4

RECEIVING						RECEIVING					
NO	YDS	AVG	LG	TD		NO	YDS	AVG	LG	TD	
R. Burton	4	12	3.0	8	0	K. Lincoln	7	123	17.6	32	1
J. Colclough	3	26	8.7	10	0	L. Alworth	4	77	19.3	48	1
G. Cappelletti	2	72	36.0	49	0	J. MacKinnon	2	53	26.5	33	0
A. Graham	2	68	34.0	45	0	D. Norton	2	44	22.0	30	1
H. Crump	2	28	14.0	28	0	D. Kocourck	1	5	5.0	5	0
B. Lott	2	16	8.0	11	0	G. McDougall	1	4	4.0	4	0
L. Garron	2	6	3.0	5	0	Chargers:	17	306	18.0	48	3
Patriots:	17	222	13.1	49	0						

INTERCEPTIONS						INTERCEPTIONS					
NO	YDS	AVG	LG	TD		NO	YDS	AVG	LG	TD	
None						B. Mitinger	1	5	5.0	5	0
						P. Maguire	1	10	10.0	10	0
						Chargers:	2	15	7.5	10	0

PUNT RET.						PUNT RETURN					
NO	YDS	AVG	LG	TD		NO	YDS	AVG	LG	TD	
None						None					

KICKOFF RET.						KICKOFF RET.					
NO	YDS	AVG	LG	TD		NO	YDS	AVG	LG	TD	
L. Garron	2	32	16.0	17	0	L. Alworth	2	47	23.5	28	0
H. Crump	2	31	15.5	22	0	P. Lowe	1	23	23.0	23	0
R. Burton	2	27	13.5	18	0	Chargers:	0	0	18.0	62	0
B. Suci	1	18	18.0	18	0						
T. Romeo	1	9	9.0	9	0						
B. Yates	1	5	5.0	5	0						
Patriots:	9	122	13.6	23	0						

PASSING										
	A	C	YDS	PCT.	TD	I	LG	S/YD	RATING	
B. Parilli	29	14	189	48.2	0	1	45	0/0	55.1	
T. Yewcic	8	3	39	37.5	0	1	23	0/0	14.1	
Chargers:	37	17	228	45.9	0	2	45	0/0	43.5	

PASSING										
	A	C	YDS	PCT.	TD	I	LG	S/YD	RATING	
T. Rote	15	10	173	66.6	2	0	48	0/0	145.3	
J. Hadl	10	6	112	60.0	1	0	33	0/0	132.1	
K. Lincoln	1	1	20	100.0	0	0	20	0/0	118.8	
San Diego:	25	16	305	64.0	3	0	48	0/0	145.8	

TEAM STATISTICS		BOS	SD
TOTAL FIRST DOWNS		14	21
By Rushing		6	11
By Passing		8	9
By Penalty		0	1
TOTAL NET YARDS		262	610
Total Offensive Plays		59	60
NET YARDS RUSHING		75	318
Total Rushing Plays		16	32
Avg. per Rush		4.7	9.9
NET YARDS PASSING		186	292
Gross Yards Passing		228	305
Att.-Comp.-I		37-17-2	26-17-0
Completion Pct.		45.9	65.4
PUNTS/AVERAGE		7/47	2/44
PENALTIES/YARDS		1/18	6/30
FUMBLES/BALLS LOST		1/0	1/1
FIELD GOALS		15	11

BOSTON PATRIOTS STARTING LINEUP

WR	G. Cappelletti	DE	B. Dee
T	D. Oakes	DT	H. Antwine
G	C. Long	DT	J. Richardson
C	W. Cudzik	DE	L. Eisenhauer
G	B. Neighbors	LB	T. Addison
T	M. Graham	LB	N. Buoniconti
TE	T. Romeo	LB	J. Rudolph
WR	J. Colclough	CB	D. Felt
QB	V. Parilli	CB	B. Suci
RB	R. Burton	S	R. Hall
FB	L. Garron	S	R. O'Hanley

SAN DIEGO CHARGERS STARTING LINEUP

WR	D. Norton	DE	E. Faison
T	E. Wright	DT	H. Schmidt
G	S. DeLuca	DT	G. Gross
C	D. Rogers	DE	B. Patrich
G	P. Shea	LB	E. Karas
T	R. Mix	LB	C. Allen
TE	D. Kocourck	LB	P. Maguire
WR	L. Alworth	CB	B. Whitehead
QB	T. Rote	CB	B. Harris
RB	K. Lincoln	S	G. Blair
FB	P. Lowe	S	G. Gluck

GAME NOTES

- This was the first of seven championship games involving the Patriots. (also Super Bowls XX, XXXI, XXXVI, XXXVIII, XXXIX and XLII).
- The 610 yards yielded by the Patriots defense still ranks as the highest total ever given up by the Patriots.
- The Patriots committed only one penalty versus the Chargers. It is the lowest single game total in team playoff history (tied with Dec. 28, 1985 at N.Y. Jets).



SUPER BOWL XX

SUPER BOWL XX • CHICAGO 46, NEW ENGLAND 10 • Superdome

January 26, 1986 • Weather: Indoors • Attendance - 73,818

	1	2	3	4	OT	F
Chicago Bears	13	10	21	4	--	46
New England Patriots	3	0	0	7	--	10

TEAM	Q	PLAY	SCORE	
			Visitor	Home
NE	1	T. Franklin 36 yd field goal	0	3
CHI	1	K. Butler 28 yd field goal	3	3
CHI	1	K. Butler 24 yd field goal	6	3
CHI	1	M. Suhey 11 yd run (K. Butler kick)	13	3
CHI	2	J. McMahon 2 yd run (K. Butler kick)	20	3
CHI	2	K. Butler 24 yd field goal	23	3
CHI	3	J. McMahon 1 yd run (K. Butler kick)	30	3
CHI	3	R. Phillips 28 yd interception return (K. Butler kick)	37	3
CHI	3	W. Perry 1 yd run (K. Butler kick)	44	3
NE	4	I. Fryar 8 yd pass from S. Grogan (T. Franklin kick)	44	10
CHI	4	Safety, S. Grogan tackled by H. Waechter in end zone	46	10

FINAL INDIVIDUAL STATISTICS

RUSHING					RUSHING					
NO	YDS	AVG	LG	TD	NO	YDS	AVG	LG	TD	
T. Collins	3	4	1.3	3	0	W. Payton	22	61	2.8	7
R. Weathers	1	3	3.0	3	0	M. Suhey	11	52	4.7	11
S. Grogan	1	3	3.0	3	0	T. Sanders	4	15	3.8	10
C. James	5	1	0.2	3	0	D. Gentry	3	15	5.0	8
G. Hawthorne	1	-4	-4.0	-4	0	J. McMahon	5	14	2.8	7
Patriots:	11	7	0.6	3	0	C. Thomas	2	8	4.0	7
						W. Perry	1	1	1.0	1
						S. Fuller	1	1	1.0	1
						Bears:	49	167	3.4	11

RECEIVING					RECEIVING					
NO	YDS	AVG	LG	TD	NO	YDS	AVG	LG	TD	
S. Morgan	7	70	10.0	19	0	W. Gault	4	129	32.3	60
S. Starring	2	39	19.5	24	0	D. Gentry	2	41	20.5	27
I. Fryar	2	24	12.0	16	1	K. Margerum	2	36	18.0	29
T. Collins	2	19	9.5	11	0	E. Moorehead	2	22	11.0	14
D. Ramsey	2	16	8.0	11	0	M. Suhey	1	24	24.0	24
C. James	1	6	6.0	6	0	C. Thomas	1	4	4.0	4
R. Weathers	1	3	3.0	3	0	Bears:	12	256	21.3	60
Patriots:	17	177	10.4	24	1					

INTERCEPTIONS					INTERCEPTIONS					
NO	YDS	AVG	LG	TD	NO	YDS	AVG	LG	TD	
None					R. Phillips	1	28	28.0	28	1
					J. Morrissey	1	47	47.0	47	0
					Bears:	2	75	37.5	47	1

PUNTING					PUNTING					
NO	YDS	AVG	In20	LG	NO	YDS	AVG	In20	LG	
R. Camarillo	6	263	43.8	1	62	M. Buford	4	173	43.3	1

PUNT RET.					PUNT RET.							
NO	FC	YDS	AVG	LG	TD	NO	FC	YDS	AVG	LG	TD	
I. Fryar	2	0	22	11.0	12	0	K. Ortego	2	1	20	10.0	12
Patriots:	2	0	22	11.0	12	0	Bears:	2	1	20	10.0	12

KICKOFF RET.					KICKOFF RET.					
NO	YDS	AVG	LG	TD	NO	YDS	AVG	LG	TD	
S. Starring	7	153	21.9	36	0	W. Gault	4	49	12.3	18
Patriots:	7	153	21.9	36	0	Bears:	4	49	12.3	18

PASSING									
A	C	YDS	PCT.	TD	I	LG	S/YD	RATING	
S. Grogan	30	17	177	56.7	1	2	24	4/33	57.2
T. Eason	6	0	0	0.0	0	0	0	3/28	39.6
Patriots:	36	17	177	47.2	1	2	24	7/61	48.0

PASSING									
A	C	YDS	PCT.	TD	I	LG	S/YD	RATING	
J. McMahon	20	12	256	60.0	0	0	60	1/3	104.2
W. Fuller	4	0	0	0.0	0	0	0	1/11	39.6
W. Perry	0	0	0	0.0	0	0	0	1/1	--
Bears:	24	12	256	50.0	0	0	60	3/15	88.2

TEAM STATISTICS		NE	CHI
TOTAL FIRST DOWNS		12	23
By Rushing		1	13
By Passing		10	9
By Penalty		1	1
Third Down: Md/Att.		1/10	7/14
Third Down: Eff.		10%	50%
TOTAL NET YARDS		123	408
Total Offensive Plays		54	76
Average Per Play		2.3	5.4
NET YARDS RUSHING		7	167
Total Rushing Plays		11	49
Avg. per Rush		0.6	3.4
NET YARDS PASSING		116	241
Sacked/Yards Lost		7/61	3/15
Gross Yards Passing		177	256
Att.-Comp.-I		36-17-2	24-12-0
Completion Pct.		47.2	50.0
PUNTS/AVERAGE		6/43.8	4/43.3
PENALTIES/YARDS		5/35	7/40
FUMBLES/BALLS LOST		4/4	3/2
FIELD GOALS		3	28,24,24

NE PATRIOTS STARTING LINEUP

WR	S. Morgan	DE	G. Veris
T	B. Holloway	NT	L. Williams
G	J. Hannah	DE	J. Adams
C	P. Brock	LB	A. Tippett
G	R. Wooten	LB	S. Nelson
T	S. Moore	LB	L. McGrew
TE	L. Dawson	LB	D. Blackmon
WR	S. Starring	CB	R. Lippett
QB	T. Eason	CB	R. Clayborn
RB	T. Collins	S	R. James
FB	C. James	S	F. Marion

CHICAGO BEARS STARTING LINEUP

WR	W. Gault	DE	D. Hampton
T	J. Covert	DL	S. McMichael
G	M. Bortz	DL	W. Perry
C	J. Hilgenberg	DE	R. Dent
G	T. Thayer	LB	O. Wilson
T	K. VanHorne	LB	M. Singletary
TE	E. Moorehead	LB	W. Marshall
WR	D. McKinnon	CB	M. Richardson
QB	J. McMahon	CB	L. Frazier
RB	W. Payton	S	D. Duerson
FB	M. Suhey	S	G. Fencik

GAME NOTES

- This game marked the Patriots' first trip to the Super Bowl and the team's first title game appearance in 22 years.
- New England scored the quickest points in Super Bowl history when K Tony Franklin booted a 36-yard field goal 1:19 into the contest.



SUPER BOWL XXXI

SUPER BOWL XXXI • GREEN BAY 35, NEW ENGLAND 21 • Superdome

January 26, 1997 • Weather: Indoors • Attendance - 72,301

	1	2	3	4	OT	F
New England Patriots	14	0	7	0	--	21
Green Bay Packers	10	17	8	0	--	35

TEAM	Q	PLAY	SCORE	
			Visitor	Home
GB	1	A. Rison 54 yd pass from B. Favre (C. Jacke kick)	0	7
GB	1	C. Jacke 37 yd field goal	0	10
NE	1	K. Byars 1 yd pass from D. Bledsoe (A. Vinatieri kick)	7	10
NE	1	B. Coates 4 yd pass from D. Bledsoe (A. Vinatieri kick)	14	10
GB	2	A. Freeman 81 yd pass from B. Favre (C. Jacke kick)	14	17
GB	2	C. Jacke 31 yd field goal	14	20
GB	2	B. Favre 2 yd run (C. Jacke kick)	14	27
NE	3	C. Martin 18 yd run (A. Vinatieri kick)	21	27
GB	3	D. Howard 99 yd kickoff return (M. Chmura-B. Favre pass)	21	35

FINAL INDIVIDUAL STATISTICS

RUSHING					RUSHING						
NO	YDS	AVG	LG	TD	NO	YDS	AVG	LG	TD		
C. Martin	11	42	3.8	18t	1	D. Levens	14	61	4.4	12	0
D. Bledsoe	1	1	1.0	1	0	E. Bennett	17	40	2.4	10	0
D. Meggett	1	0	0	0	0	B. Favre	4	12	3.0	12	1
Patriots:	13	43	3.3	18t	1	W. Henderson	1	2	2.0	2	0
						Packers:	36	115	3.2	12	1

RECEIVING					RECEIVING						
NO	YDS	AVG	LG	TD	NO	YDS	AVG	LG	TD		
B. Coates	6	67	11.2	19	1	A. Freeman	3	105	35.0	81t	1
T. Glenn	4	62	15.5	44	0	D. Levens	3	23	7.7	14	0
K. Byars	4	42	10.5	32	1	A. Rison	2	77	38.5	54t	1
S. Jefferson	3	34	11.3	14	0	W. Henderson	2	14	7.0	8	0
C. Martin	3	28	9.3	20	0	M. Chmura	2	13	6.5	8	0
D. Meggett	3	8	2.7	5	0	K. Jackson	1	10	10.0	10	0
V. Brisby	2	12	6.0	7	0	E. Bennett	1	4	4.0	4	0
Patriots:	25	253	10.1	44	2	Packers:	14	246	17.6	81t	2

INTERCEPTIONS					INTERCEPTIONS					
NO	YDS	AVG	LG	TD	NO	YDS	AVG	LG	TD	
None					B. Williams	1	16	16.0	16	0
					M. Prior	1	8	8.0	8	0
					D. Evans	1	0	0	0	0
					C. Newsome	1	0	0	0	0
					Packers:	4	24	15.0	16	0

PUNTING					PUNTING						
NO	YDS	AVG	In20	LG	NO	YDS	AVG	In20	LG		
T. Tupa	8	361	45.1	3	53	C. Henrich	7	299	42.7	1	58

PUNT RET.					PUNT RET.								
NO	FC	YDS	AVG	LG	TD	NO	FC	YDS	AVG	LG	TD		
D. Meggett	4	2	30	7.5	20	0	D. Howard	6	1	90	15.0	34	0
Patriots:	4	2	30	7.5	20	0	Packers:	6	1	90	15.0	34	0

KICKOFF RET.					KICKOFF RET.						
NO	YDS	AVG	LG	TD	NO	YDS	AVG	LG	TD		
D. Meggett	5	117	23.4	26	0	D. Howard	4	154	38.5	99t	1
H. Graham	1	18	18.0	18	0	Packers:	4	154	38.5	99t	1
Patriots:	6	135	22.5	26	0						

PASSING		A	C	YDS	PCT.	TD	I	LG	S/YD	RATING
D. Bledsoe	48	25	253	52.1	2	4	44	5/39	46.6	
Patriots:	48	25	253	52.1	2	4	44	5/39	46.6	

PASSING		A	C	YDS	PCT.	TD	I	LG	S/YD	RATING
B. Favre	27	14	246	51.9	2	0	81t	5/38	107.9	
Packers:	27	14	246	51.9	2	0	81t	5/38	107.9	

TEAM STATISTICS		NE	GB
TOTAL FIRST DOWNS		16	16
By Rushing		3	8
By Passing		12	6
By Penalty		1	2
Third Down: Md/Att.		4/14	3/15
Third Down: Eff.		29%	20%
TOTAL NET YARDS		257	323
Total Offensive Plays		66	68
Avg. per Play		3.9	4.8
NET YARDS RUSHING		43	115
Total Rushing Plays		13	36
Avg. per Rush		3.3	3.2
NET YARDS PASSING		214	208
Sacked/Yards Lost		5/39	5/38
Gross Yards Passing		253	246
Att.-Comp.-Int		48-25-4	27-14-0
Completion Pct.		52.1	51.9
PUNTS/AVERAGE		8/45.1	7/42.7
PENALTIES/YARDS		2/22	3/41
FUMBLES/BALLS LOST		0/0	0/0
FIELD GOALS		None	37.3147

NE PATRIOTS STARTING LINEUP

WR	S. Jefferson	DE	F. Collins
T	B. Armstrong	DL	M. Wheeler
G	W. Roberts	DL	P. Sagapolutele
C	D. Wohlabaugh	DE	W. McGinest
G	T. Rucchi	LB	C. Slade
T	M. Lane	LB	T. Johnson
TE	B. Coates	LB	T. Collins
WR	T. Glenn	CB	T. Law
QB	D. Bledsoe	CB	O. Smith
RB	C. Martin	S	L. Milloy
FB	K. Byars	S	W. Clay

GREEN BAY PACKERS STARTING LINEUP

WR	A. Freeman	LE	R. White
T	B. Wilkerson	DT	S. Dotson
G	A. Taylor	NT	Gi. Brown
C	F. Winters	DE	S. Jones
G	A. Timmerman	LB	W. Simmons
T	E. Dotson	LB	R. Cox
TE	M. Chmura	LB	B. Williams
WR	A. Rison	CB	C. Newsome
QB	B. Favre	CB	D. Evans
RB	E. Bennett	S	L. Butler
RB	W. Henderson	S	E. Robinson

GAME NOTES

- The Patriots were within six points (27-21) in the third quarter, but Green Bay's four interceptions and a kickoff return for a touchdown helped the Packers to victory.
- The two teams combined for a Super Bowl record 24 points in the first quarter. (New England - 14; Green Bay - 10)
- Green Bay's Desmond Howard became the first special teams player to be awarded the Super Bowl MVP trophy.



SUPER BOWL XXXVI

SUPER BOWL XXXVI • NEW ENGLAND 20, ST. LOUIS 17 • Superdome

February 3, 2002 • Weather: Indoors • Attendance - 72,922

	1	2	3	4	OT	F
St. Louis Rams	3	0	0	14	--	17
New England Patriots	0	14	3	3	--	20

TEAM	Q	PLAY	SCORE			
			Visitor	Home		
STL	1	J. Wilkins 50 yd field goal	3	0		
NE	2	T. Law 47 yd interception return (A. Vinatieri kick)	3	7		
NE	2	D. Patten 8 yd pass from T. Brady (A. Vinatieri kick)	3	14		
NE	3	A. Vinatieri 37 yd field goal	3	17		
STL	4	K. Warner 2 yd run (J. Wilkins kick)	10	17		
STL	4	R. Proehl 26 yd pass from K. Warner (J. Wilkins kick)	17	17		
NE	4	A. Vinatieri 48 yd field goal	17	20		

FINAL INDIVIDUAL STATISTICS

RUSHING					RUSHING						
NO	YDS	AVG	LG	TD	NO	YDS	AVG	LG	TD		
M. Faulk	17	76	4.5	15	0	A. Smith	18	92	5.1	17	0
K. Warner	3	6	2.0	5	1	D. Patten	1	22	22.0	22	0
A. Hakim	1	5	5.0	5	0	K. Faulk	2	15	7.5	8	0
J. Hodgins	1	3	3.0	3	0	M. Edwards	2	5	2.5	3	0
Rams:	22	90	4.1	15	1	T. Brady	1	3	3.0	3	0
						J. Redmond	1	-4	-4.0	-4	0
						Patriots:	25	133	5.3	22	0

RECEIVING					RECEIVING						
NO	YDS	AVG	LG	TD	NO	YDS	AVG	LG	TD		
A. Hakim	5	90	18.0	29	0	T. Brown	6	89	14.8	23	0
I. Bruce	5	56	11.2	22	0	J. Redmond	3	24	8.0	11	0
T. Holt	5	49	9.8	18	0	J. Wiggins	2	14	7.0	8	0
M. Faulk	4	54	13.5	22	0	M. Edwards	2	7	3.5	5	0
R. Proehl	3	71	23.7	30	1	D. Patten	1	8	8.0	8t	1
J. Robinson	2	18	9.0	12	0	A. Smith	1	4	4.0	4	0
E. Conwell	2	8	4.0	9	0	K. Faulk	1	-1	-1.0	-1	0
Y. Murphy	1	11	11.0	11	0	Patriots:	16	145	9.1	23	1
J. Hodgins	1	8	8.0	8	0						
Rams:	28	365	13.0	30	1						

INTERCEPTIONS					INTERCEPTIONS					
NO	YDS	AVG	LG	TD	NO	YDS	AVG	LG	TD	
None					T. Law	1	47	47.0	47t	1
					O. Smith	1	30	30.0	0	0

PUNTING					PUNTING						
NO	YDS	AVG	IN20	LG	NO	YDS	AVG	IN20	LG		
J. Baker	4	159	39.8	3	49	K. Walter	8	345	43.1	4	53

PUNT RET.					PUNT RET.								
NO	FC	YDS	AVG	LG	TD	NO	FC	YDS	AVG	LG	TD		
D. Bly	3	2	6	2.0	7	0	T. Brown	1	1	4	4.0	4	0

KICKOFF RET.					KICKOFF RET.						
NO	YDS	AVG	LG	TD	NO	YDS	AVG	LG	TD		
Y. Murphy	3	81	27.0	38	0	P. Pass	3	85	28.3	35	0
M. Faulk	1	1	1.0	1	0	T. Brown	1	15	15.0	15	0
Rams:	4	82	20.5	38	0	Patriots:	4	100	25.0	35	0

PASSING										
	A	C	YDS	PCT	TD	I	LG	S/YD	RATING	
K. Warner	44	28	365	63.6	1	2	30	3/28	78.3	
Rams:	44	28	365	63.6	1	2	30	3/28	78.3	

PASSING										
	A	C	YDS	PCT	TD	I	LG	S/YD	RATING	
T. Brady	27	16	145	59.3	1	0	23	1/7	86.2	
K. Faulk	0	0	0	0.0	0	0	0	1/4	--	
Patriots:	27	16	145	59.3	1	0	23	2/11	86.2	

TEAM STATISTICS		STL	NE
TOTAL FIRST DOWNS		26	15
By Rushing		7	6
By Passing		16	8
By Penalty		3	1
Third Down: Md/Att.		5/13	2/11
Third Down: Eff.		38%	18%
TOTAL NET YARDS		427	267
Total Offensive Plays		69	54
Avg. per Play		6.2	4.9
NET YARDS RUSHING		90	133
Total Rushing Plays		22	25
Avg. per Rush		4.1	5.3
NET YARDS PASSING		337	134
Sacked/Yards Lost		3/28	2/11
Gross Yards Passing		365	145
Att.-Comp.-Int		44-28-2	27-16-0
Completion Pct.		63.6	59.3
PUNTS/AVERAGE		4/39.8	8/43.1
PENALTIES/YARDS		6/39	5/31
FUMBLES/BALLS LOST		2/1	0/0
FIELD GOALS		50, 52	37, 48

NE PATRIOTS STARTING LINEUP

WR	T. Brown	LE	B. Hamilton
LT	M. Light	DT	B. Mitchell
LG	M. Compton	DT	R. Seymour
C	D. Woody	RE	A. Pleasant
RG	J. Andruzzi	LLB	M. Vrabel
RT	G. Robinson-Pandall	MLB	T. Bruschi
TE	J. Wiggins	RLB	R. Phifer
WR	D. Patten	LCB	T. Law
QB	T. Brady	RCB	O. Smith
FB	M. Edwards	SS	L. Milloy
RB	A. Smith	FS	T. Jones

ST. LOUIS RAMS STARTING LINEUP

WR	T. Holt	LE	C. Ahanotu
LT	O. Pace	DT	B. Young
LG	T. Nutten	DT	J. Zgonina
C	A. McCollum	RE	G. Wistrom
RG	A. Timmerman	LLB	D. Davis
RT	R. Jones	MLB	L. Fletcher
TE	E. Conwell	RLB	T. Polley
WR	I. Bruce	LCB	A. Williams
QB	K. Warner	RCB	D. McClellan
FB	J. Hodgins	SS	A. Archuleta
RB	M. Faulk	FS	K. Herring

GAME NOTES

- The Patriots won the first Super Bowl in their 42-year history with their 20-17 win over the Rams.
- Patriots kicker Adam Vinatieri kicked the first last second, game-winning field goal in Super Bowl history as his 48-yard kick sailed through the goalposts as time expired.
- The Patriots defense forced three St. Louis turnovers and converted them into two touchdowns and a field goal.



SUPER BOWL XXXVIII

SUPER BOWL XXXVIII • NEW ENGLAND 32, CAROLINA 29 • Reliant Stadium

February 1, 2004 • Weather: Indoors • Attendance - 71,525

	1	2	3	4	OT	F
Carolina Panthers	0	10	0	19	--	29
New England Patriots	0	14	0	18	--	32

TEAM	Q	PLAY	SCORE	
			Visitor	Home
NE	2	D. Branch 5 yd pass from T. Brady (A. Vinatieri kick)	0	7
CAR	2	S. Smith 39 yd pass from J. Delhomme (J. Kasay kick)	7	7
NE	2	D. Givens 5 yd pass from T. Brady (A. Vinatieri kick)	7	14
CAR	2	J. Kasay 50 yd field goal	10	14
NE	4	A. Smith 2 yd run (A. Vinatieri kick)	10	21
CAR	4	D. Foster 33 yd run (pass failed)	16	21
CAR	4	M. Muhammad 85 yd pass from J. Delhomme (pass failed)	22	21
NE	4	M. Vrabel 1 yd pass from T. Brady (K. Faulk run)	22	29
CAR	4	R. Proehl 12 yd pass from J. Delhomme (J. Kasay kick)	29	29
NE	4	A. Vinatieri 41 yd field goal	29	32

FINAL INDIVIDUAL STATISTICS

RUSHING						RUSHING					
	NO	YDS	AVG	LG	TD		NO	YDS	AVG	LG	TD
S. Davis	13	49	3.8	21	0	A. Smith	26	83	3.2	9	1
D. Foster	3	43	14.3	33	1	K. Faulk	6	42	7	23	0
Panthers:	16	92	5.8	33	1	T. Brady	2	12	6	12	0
						T. Brown	1	-10	-10	-10	0
						Patriots:	35	127	3.6	23	1

RECEIVING						RECEIVING					
	NO	YDS	AVG	LG	TD		NO	YDS	AVG	LG	TD
M. Muhammad	4	140	35	85	1	D. Branch	10	143	14.3	52	1
S. Smith	4	80	20	39	1	T. Brown	8	76	9.5	13	0
R. Proehl	4	71	17.8	31	1	D. Givens	5	69	13.8	25	1
J. Wiggins	2	21	10.5	15	0	D. Graham	4	46	11.5	33	0
D. Foster	1	9	9	9	0	K. Faulk	4	19	4.8	7	0
K. Mangum	1	2	2	2	0	M. Vrabel	1	1	1	1	1
Panthers:	16	323	20.2	85	3	Patriots:	32	354	11.1	5	2

INTERCEPTIONS						INTERCEPTIONS					
	NO	YDS	AVG	LG	TD		NO	YDS	AVG	LG	TD
R. Howard	1	12	12	12	0	3					
						None					

PUNTING						PUNTING							
	NO	YDS	AVG	TB	IN20	LG		NO	YDS	AVG	TB	IN20	LG
T. Sauerbrun	7	310	44.3	0	1	51	K. Walter	5	173	34.6	0	2	51

PUNT RET.						PUNT RET.							
	NO	FC	YDS	AVG	LG	TD		NO	FC	YDS	AVG	LG	TD
S. Smith	1	1	2	2	2	0	T. Brown	4	1	40	10	28	0
							D. Branch	1	1	2	2	2	0
							Patriots:	5	2	42	8.4	28	0

KICKOFF RET.						KICKOFF RET.					
	NO	YDS	AVG	LG	TD		NO	YDS	AVG	LG	TD
R. Smart	4	74	18.5	22	0	B. Johnson	4	78	19.5	29	0
S. Smith	1	30	30	30	0						
K. Mangum	1	12	12	12	0						
Panthers:	6	116	19.3	30	0						

PASSING											
	A	C	YDS	PCT	TD	I	LG	S/YD	RATING		
J. Delhomme	33	16	323	48.5	3	0	85	4/28	113.6		
Panthers:	33	16	323	48.5	3	0	85	4/28	113.6		

PASSING											
	A	C	YDS	PCT	TD	I	LG	S/YD	RATING		
T. Brady	48	32	354	66.7	3	1	52	0/0	100.5		
Patriots:	48	32	354	66.7	3	1	52	0/0	100.5		

TEAM STATISTICS			CAR	NE
TOTAL FIRST DOWNS	17	29		
By Rushing	3	7		
By Passing	12	19		
By Penalty	2	3		
Third Down: Md/Att.	4/12	8/17		
Third Down: Eff.	33%	47%		
TOTAL NET YARDS	387	481		
Total Offensive Plays	53	83		
Avg. per Play	7.3	5.8		
NET YARDS RUSHING	92	127		
Total Rushing Plays	16	35		
Avg. Per Rush	5.8	3.6		
NET YARDS PASSING	295	354		
Sacked/Yards Lost	4/28	0/0		
Gross Yards Passing	323	354		
Att.-Comp.-Int	33-16-0	48-32-1		
Completion Pct.	48.5	66.7		
PUNTS/AVERAGE	7/44.3	5/34.6		
PENALTIES/YARDS	12/73	8/60		
FUMBLES/BALLS LOST	1/1	1/0		
FIELD GOALS	5/0	31,36,41		

NE PATRIOTS STARTING LINEUP

WR D. Branch	LE B. Hamilton
LT M. Light	NT T. Washington
LG R. Hochstein	RE R. Seymour
C D. Koppen	OLB W. McGinest
RG J. Andruzzi	ILB T. Bruschi
RT T. Ashworth	ILB R. Phifer
TE D. Graham	OLB M. Vrabel
WR T. Brown	LCB T. Law
QB T. Brady	RCB T. Poole
RB A. Smith	S E. Wilson
FB L. Centers	S R. Harrison

CAROLINA PANTHERS STARTING LINEUP

WR M. Muhammad	LDE J. Peppers
LT T. Steussie	LDT B. Buckner
LG J. James	RDT K. Jenkins
C J. Mitchell	RDE M. Rucker
RG K. Donnalley	SLB G. Favors
RT J. Gross	MLB D. Morgan
TE J. Wiggins	WLB W. Witherspoon
WR S. Smith	LCB R. Manning
QB J. Delhomme	RCB R. Howard
FB B. Hoover	SS M. Minter
RB S. Davis	FS D. Grant

GAME NOTES

- The Patriots won the Super Bowl for the second time in three seasons with a thrilling 32-29 win over the Panthers.
- Adam Vinatieri nailed a 41-yard field goal with four seconds left to give the Patriots the last-second victory.
- Deion Branch's 10 receptions were the second most in Super Bowl history, and MVP Tom Brady's 32 completions set a Super Bowl record.



SUPER BOWL XXXIX

SUPER BOWL XXXIX • NEW ENGLAND 24, PHILADELPHIA 21 • Alltel Stadium

February 6, 2005 • 59 degrees; Clear; Wind N 12 mph • Attendance - 78,125

	1	2	3	4	OT	F
New England Patriots	0	7	7	10	--	24
Philadelphia Eagles	0	7	7	7	--	21

TEAM	Q	PLAY	SCORE	
			Visitor	Home
PHI	2	L. Smith 6 yd pass from D. McNabb (D. Akers kick)	0	7
NE	2	D. Givens 4 yd pass from T. Brady (A. Vinatieri kick)	7	7
NE	3	M. Vrabel 2 yd pass from T. Brady (A. Vinatieri kick)	14	7
PHI	3	B. Westbrook 10 yd pass from D. McNabb (D. Akers)	14	14
NE	4	C. Dillon 2 yd run (A. Vinatieri kick)	21	14
NE	4	A. Vinatieri 22 yd field goal	24	14
PHI	4	G. Lewis 30 yd pass from D. McNabb (D. Akers kick)	24	21

FINAL INDIVIDUAL STATISTICS

RUSHING						RUSHING					
	NO	YDS	AVG	LG	TD		NO	YDS	AVG	LG	TD
C. Dillon	18	75	4.2	25	1	B. Westbrook	15	44	2.9	22	0
K. Faulk	8	38	4.8	12	0	D. Levens	1	1	1.0	1	0
P. Pass	1	0	0.0	0	0	D. McNabb	1	0	0.0	0	0
T. Brady	1	-1	-1.0	-1	0	Eagles:	17	45	2.6	22	0
Patriots:	28	112	4.0	25	1						

RECEIVING						RECEIVING					
	NO	YDS	AVG	LG	TD		NO	YDS	AVG	LG	TD
D. Branch	11	133	12.1	27	0	T. Owens	9	122	13.6	36	0
C. Dillon	3	31	10.3	16	0	B. Westbrook	7	60	8.6	15	1
D. Givens	3	19	6.3	13	1	T. Pinkston	4	82	20.5	40	0
K. Faulk	2	27	13.5	14	0	G. Lewis	4	53	13.3	30t	1
T. Brown	2	17	8.5	12	0	L. Smith	4	27	6.8	9	1
D. Graham	1	7	7.0	7	0	F. Mitchell	1	11	11.0	11	0
M. Vrabel	1	2	2.0	2t	1	J. Parry	1	2	2.0	2	0
Patriots:	23	236	10.3	27	2	Eagles:	30	357	11.9	4	0

INTERCEPTIONS						INTERCEPTIONS					
	NO	YDS	AVG	LG	TD		NO	YDS	AVG	LG	TD
R. Harrison	2	5	2.5	6	0	None					
T. Bruschi	1	0	0.0	0	0						
Patriots:	3	5	1.7	6	0						

PUNTING						PUNTING							
	NO	YDS	AVG	TB	IN20	LG		NO	YDS	AVG	TB	IN20	LG
J. Miller	7	316	45.1	0	3	50	D. Johnson	5	214	42.8	0	1	52

PUNT RET.						PUNT RET.							
	NO	FC	YDS	AVG	LG	TD		NO	FC	YDS	AVG	LG	TD
T. Brown	3	1	12	4.0	8	0	B. Westbrook	3	0	19	6.3	10	0
B. Johnson	1	0	14	14.0	14	0	L. Sheppard	0	2	0	0.0	0	0
Patriots:	4	1	26	6.5	14	0	Eagles:	3	2	19	6.3	10	0

KICKOFF RET.						KICKOFF RET.					
	NO	YDS	AVG	LG	TD		NO	YDS	AVG	LG	TD
B. Johnson	2	44	22.0	26	0	J. Reed	4	82	20.5	26	0
P. Pass	1	17	17.0	17	0	R. Hood	1	32	32.0	32	0
Patriots:	3	61	20.3	26	0	Eagles:	5	114	22.8	32	0

PASSING										
	A	C	YDS	PCT	TD	I	LG	S/YD	RATING	
T. Brady	33	23	236	69.7	2	0	27	2/17	110.2	
Patriots:	33	23	236	69.7	2	0	27	2/17	110.2	

PASSING										
	A	C	YDS	PCT	TD	I	LG	S/YD	RATING	
D. McNabb	51	30	357	58.8	3	3	40	4/33	75.4	
Eagles:	51	30	357	58.8	3	3	40	4/33	75.4	

TEAM STATISTICS		NE	PHI
TOTAL FIRST DOWNS		21	24
By Rushing		6	4
By Passing		14	18
By Penalty		1	2
Third Down: Md/Att.		4/12	9/16
Third Down: Eff.		33%	56%
TOTAL NET YARDS		331	369
Total Offensive Plays		63	72
Avg. per Play		5.3	5.1
NET YARDS RUSHING		112	45
Total Rushing Plays		28	17
Avg. Per Rush		4.0	2.6
NET YARDS PASSING		219	324
Sacked/Yards Lost		2/17	4/33
Gross Yards Passing		236	357
Att.-Comp.-Int		33-23-0	51-30-3
Completion Pct.		69.7	58.8
PUNTS/AVERAGE		7/45.1	5/42.8
PENALTIES/YARDS		7/47	3/35
FUMBLES/BALLS LOST		1/1	2/1
FIELD GOALS		2/2	

NE PATRIOTS STARTING LINEUP

WR D. Branch	DE J. Green
LT M. Light	NT V. Wilfork
LG J. Andruzzi	OLB R. Colvin
C D. Koppen	OLB W. McGinest
RG S. Neal	ILB T. Bruschi
RT B. Gorin	ILB R. Phifer
TE D. Graham	OLB M. Vrabel
WR D. Givens	LCB R. Gay
QB T. Brady	RCB A. Samuel
RB C. Dillon	FS E. Wilson
FB P. Pass	SS R. Harrison

PHILADELPHIA EAGLES STARTING LINEUP

WR T. Owens	LDE D. Burgess
LT T. Thomas	LDT C. Simon
LG A. Hicks	RDT D. Walker
C H. Fraley	RDE J. Kearsae
RG J. Mayberry	SLB D. Jones
RT J. Runyan	MLB J. Trotter
TE L. Smith	WLB K. Adams
WR T. Pinkston	LCB L. Sheppard
QB D. McNabb	RCB S. Brown
FB J. Parry	SS M. Lewis
RB B. Westbrook	FS B. Dawkins

GAME NOTES

- The Patriots joined the Dallas Cowboys as the only NFL teams to win three Super Bowls in a four-year span.
- Deion Branch was named Super Bowl MVP after tying the Super Bowl record with 11 receptions.
- The Patriots defense forced four Eagles turnovers, including Rodney Harrison's game-clinching interception in the final minute.



SUPER BOWL XLII

SUPER BOWL XLVI • NEW YORK GIANTS 17, NEW ENGLAND 14 • U. of Phoenix Stadium
February 3, 2008 • Weather: Indoors • Attendance - 71,101

	1	2	3	4	OT	F
New York Giants	3	0	0	14	--	17
New England Patriots	0	7	0	7	--	14

SCORE	
Visitor	Home
3	0
3	7
10	7
10	14
17	14

TEAM	Q	PLAY
NYG	1	L.Tynes 32 yd. Field Goal
NE	2	L.Maroney 1 yd. run (S.Gostkowski kick)
NYG	4	D.Tyree 5 yd. pass from E.Manning (L.Tynes kick)
NE	4	R.Moss 6 yd. pass from T.Brady (S.Gostkowski kick)
NYG	4	P.Burress 13 yd. pass from E.Manning (L.Tynes kick)

FINAL INDIVIDUAL STATISTICS

RUSHING						RUSHING					
NO	YDS	AVG	LG	TD		NO	YDS	AVG	LG	TD	
A. Bradshaw	9	45	5	13	0	L. Maroney	14	36	2.6	9	1
B. Jacobs	14	42	3	7	0	K. Faulk	1	7	7	7	0
E. Manning	3	4	1.3	5	0	H. Evans	1	2	2	2	0
Giants:	26	91	3.5	13	0	Patriots:	16	45	2.8	9	1

RECEIVING						RECEIVING					
NO	YDS	AVG	LG	TD		NO	YDS	AVG	LG	TD	
A. Toomer	6	84	14	38	0	W. Welker	11	103	9.4	19	0
S. Smith	5	50	10	17	0	K. Faulk	7	52	7.4	14	0
D. Tyree	3	43	14.3	32	1	R. Moss	5	62	12.4	18	1
P. Burress	2	27	13.5	14	1	D. Stallworth	3	34	11.3	18	0
K. Boss	1	45	45	45	0	L. Maroney	2	12	6	8	0
M. Hedgecock	1	3	3	3	0	K. Brady	1	3	3	3	0
A. Bradshaw	1	3	3	3	0	Patriots:	29	266	9.2	19	1
Giants:	19	255	13.4	45	2						

INTERCEPTIONS						INTERCEPTIONS					
NO	YDS	AVG	LG	TD		NO	YDS	AVG	LG	TD	
None						E. Hobbs	1	23	23	23	0

PUNTING						PUNTING							
NO	YDS	AVG	TB	IN20	LG	NO	YDS	AVG	TB	IN20	LG		
J. Feagles	4	156	39	0	2	55	C. Hanson	4	175	43.8	1	0	49

PUNT RET.						PUNT RET.							
NO	FC	YDS	AVG	LG	TD	NO	FC	YDS	AVG	LG	TD		
R. McQuarters	3	0	25	8.3	16	0	W. Welker	1	1	15	15	15	0
[TOUCHBACK]	1	0	0	0	0	0	K. Faulk	0	1	0	0	0	0
Giants:	3	25	8.3	0	16	0	[OUT OF BOUNDS]	1	0	0	0	0	0
							Patriots:	1	15	15	2	15	0

KICKOFF RET.						KICKOFF RET.					
NO	YDS	AVG	LG	TD		NO	YDS	AVG	LG	TD	
D. Hixon	2	39	19.5	25	0	L. Maroney	4	94	23.5	43	0
[OUT OF BOUNDS]	1	0	0	0	0						
Giants:	2	39	19.5	25	0						

PASSING										
A	C	YDS	PCT	TD	I	LG	S/YD	RATING		
E. Manning	34	19	355	55.9	2	1	45	3/8	87.3	
Giants:	34	19	355	55.9	2	1	45	3/8	87.3	

PASSING										
A	C	YDS	PCT	TD	I	LG	S/YD	RATING		
T. Brady	48	29	266	60.4	1	0	19	5/37	82.5	
Patriots:	48	29	266	60.4	1	0	19	5/37	82.5	

TEAM STATISTICS		
	NYG	NE
TOTAL FIRST DOWNS	17	22
By Rushing	4	3
By Passing	13	17
By Penalty	0	2
Third Down: Md/Att.	8/16	7/14
Third Down: Eff.	50%	50%
TOTAL NET YARDS	338	274
Total Offensive Plays	63	69
Avg. per Play	5.4	4.0
NET YARDS RUSHING	91	45
Total Rushing Plays	26	16
Avg. Per Rush	3.5	2.8
NET YARDS PASSING	247	229
Sacked/Yards Lost	3/8	5/37
Gross Yards Passing	255	266
Att.-Comp.-Int	34-19-1	48-29-0
Completion Pct.	55.9	60.4
PUNTS/AVERAGE	4/39.0	4/43.8
PENALTIES/YARDS	4/36	5/35
FUMBLES/BALLS LOST	2/0	1/1
FIELD GOALS	3/2	3/2

NE PATRIOTS STARTING LINEUP

WR W. Welker	LE T. Warren
LT M. Light	NT V. Wilfork
LG L. Mankins	RE R. Seymour
C D. Koppen	OLB M. Vrabel
RG S. Neal	MLB T. Bruschi
RT N. Kaczur	OLB A. Thomas
TE B. Watson	LCB A. Samuel
WR R. Moss	RCB E. Hobbs
QB T. Brady	SS R. Harrison
RB L. Maroney	FS J. Sanders
2TE K. Brady	DB B. Meriweather

NEW YORK GIANTS STARTING LINEUP

WR P. Burress	LDE M. Strahan
LT D. Diehl	LDT B. Cofield
LG R. Seubert	RDT F. Robbins
C S. O'Hara	RDE O. Umenyiora
RG C. Snee	SLB R. Torbor
RT M. McKenzie	MLB A. Pierce
TE K. Boss	WLB K. Mitchell
WR A. Toomer	LCB A. Ross
QB E. Manning	RCB C. Webster
RB B. Jacobs	SS Ja. Butler
2TE M. Matthews	FS G. Wilson

GAME NOTES

- The Patriots entered the game with an unprecedented 18-0 record after completing a perfect regular season.
- New England held a 14-10 lead following Randy Moss's touchdown catch with 2:42 left in the game, but the Giants scored a game-winning touchdown with 35 seconds left.
- Wes Welker tied the Super Bowl record with 11 receptions.



SUPER BOWL XLVI

SUPER BOWL XLVI • NEW YORK GIANTS 21, NEW ENGLAND 17 • Lucas Oil Stadium
February 5, 2012 • Weather: Indoors • Attendance - 68,658

	1	2	3	4	OT	F
New York Giants	9	0	6	6	--	21
New England Patriots	0	10	7	0	--	17

		SCORE	
		Visitor	Home
TEAM	Q	PLAY	
NYG	1	Penalty on T. Brady enforced in end zone for safety	2 0
NYG	1	V. Cruz 2 yd. pass from E. Manning (L. Tynes kick)	9 0
NE	2	S. Gostkowski 29 yd. Field Goal	9 3
NE	2	D. Woodhead 4 yd. pass from T. Brady (S. Gostkowski kick)	9 10
NE	3	A. Hernandez 12 yd. pass from T. Brady (S. Gostkowski kick)	9 17
NYG	3	L. Tynes 38 yd. Field Goal	12 17
NYG	3	L. Tynes 33 yd. Field Goal	15 17
NYG	4	A. Bradshaw 6 yd. run (run failed)	21 17

FINAL INDIVIDUAL STATISTICS

RUSHING		NO	YDS	AVG	LG	TD	RUSHING		NO	YDS	AVG	LG	TD
A. Bradshaw	17	72	4.2	24	1	B. Green-Ellis	10	44	4.4	17	0		
B. Jacobs	9	37	4.1	11	0	W. Welker	2	21	10.5	11	0		
D. Ware	1	6	6.0	6	0	D. Woodhead	7	18	2.6	6	0		
E. Manning	1	-1	-1.0	-1	0	Patriots:	19	83	4.4	17	0		
Giants:	28	114	4.1	24	1								

RECEIVING		NO	YDS	AVG	LG	TD	RECEIVING		NO	YDS	AVG	LG	TD
H. Nicks	10	109	10.9	19	0	A. Hernandez	8	67	8.4	12t	1		
M. Manningham	5	73	14.6	38	0	W. Welker	7	60	8.6	19	0		
B. Pascoe	4	33	8.3	12	0	D. Woodhead	4	42	10.5	19	1		
V. Cruz	4	25	6.3	8	1	D. Branch	3	45	15.0	19	0		
A. Bradshaw	2	19	9.5	11	0	R. Gronkowski	2	26	13.0	20	0		
H. Hynoski	2	19	9.5	13	0	B. Green-Ellis	2	15	7.5	8	0		
J. Ballard	2	10	5.0	9	0	C. Ochocinco	1	21	21.0	21	0		
D. Ware	1	8	8.0	8	0	Patriots:	27	276	10.2	21	2		
Giants:	30	296	9.9	38	1								

INTERCEPTIONS		NO	YDS	AVG	LG	TD	INTERCEPTIONS		NO	YDS	AVG	LG	TD
C. Blackburn	1	0	0	0	0	None							

PUNTING		NO	YDS	AVG	TB	IN20	LG	PUNTING		NO	YDS	AVG	TB	IN20	LG
S. Weatherford	4	163	40.8	1	3	51	Z. Mesko	3	123	41.0	0	1	48		

PUNT RET.		NO	FC	YDS	AVG	LG	TD	PUNT RET.		NO	FC	YDS	AVG	LG	TD
W. Blackmoon	1	2	10	5.0	10	0	W. Welker	0	1	0	0	0	0	0	
Giants:	1	2	10	5.0	10	0	[DOWNED]	1	0	0	0	0	0	0	
							[OUT OF BOUNDS]	1	0	0	0	0	0	0	
							[TOUCHBACK]	1	0	0	0	0	0	0	
							Patriots:	0	1	0	0	0	0	0	

KICKOFF RET.		NO	YDS	AVG	LG	TD	KICKOFF RET.		NO	YDS	AVG	LG	TD
J. Jernigan	3	71	23.7	34	0	J. Edelman	3	73	24.3	31	0		
W. Blackmon	1	4	4.0	4	0								
[TOUCHBACK]	1	0	0	0	0								
Giants:	5	75	18.8	34	0								

PASSING		A	C	YDS	PCT	TD	I	LG	S/YD	RATING
E. Manning	40	30	296	75.0	1	0	38	3/14	103.8	
Giants:	40	30	296	75.0	1	0	38	3/14	103.8	

PASSING		A	C	YDS	PCT	TD	I	LG	S/YD	RATING
T. Brady	41	27	276	65.9	2	1	21	2/10	91.1	
Patriots:	41	27	276	65.9	2	1	21	2/10	91.1	

TEAM STATISTICS		NYG	NE
TOTAL FIRST DOWNS		26	21
By Rushing		7	6
By Passing		18	15
By Penalty		1	0
Third Down: Md/Att.		5/11	6/12
Third Down: Eff.		45%	50%
TOTAL NET YARDS		396	349
Total Offensive Plays		71	62
Avg. per Play		5.6	5.6
NET YARDS RUSHING		114	83
Total Rushing Plays		28	19
Avg. Per Rush		4.1	4.4
NET YARDS PASSING		282	266
Sacked/Yards Lost		3/14	2/10
Gross Yards Passing		296	276
Att.-Comp.-Int		40-30-0	41-27-1
Completion Pct.		75.0	65.9
PUNTS/AVERAGE		4/40.8	3/41.0
PENALTIES/YARDS		4/24	5/28
FUMBLES/BALLS LOST		2/0	0/0
FIELD GOALS		38, 33	29

NE PATRIOTS STARTING LINEUP

WR	W. Welker	DT	V. Wilfork
LT	M. Light	NT	K. Love
LG	L. Mankins	DL	B. Deaderick
C	D. Connolly	OLB	T. White
RG	B. Waters	ILB	J. Mayo
RT	S. Vollmer	ILB	B. Spikes
TE	R. Gronkowski	OLB	R. Minkovich
WR	D. Branch	LCB	D. McCourty
QB	T. Brady	RCB	K. Arrington
RB	B. Green-Ellis	S	J. Ihedigbo
2TE	N. Solder	S	P. Chung

NEW YORK GIANTS STARTING LINEUP

WR	V. Cruz	LE	J. Tuck
LT	D. Diehl	LDT	L. Joseph
LG	K. Boothe	RDT	C. Canty
C	D. Baas	RE	J. Poirre-Paul
RG	C. Snee	MLB	C. Blackburn
RT	M. McKenzie	WLB	M. Boley
TE	J. Ballard	LCB	C. Webster
WR	H. Nicks	RCB	A. Ross
QB	E. Manning	SS	K. Phillips
WR	H. Nicks	FS	A. Rolle
RB	A. Bradshaw	S	D. Grant

GAME NOTES

- QB Tom Brady and T Matt Light tied an NFL record by starting in their fifth Super Bowl. They join Cornelius Bennett, John Elway and Charles Haley.
- Brady passed for 276 yards against the Giants in the Super Bowl to become the all-time leading passer in Super Bowl history with 1,277 passing yards.
- Brady threw two touchdown passes against the Giants to increase his Super Bowl total to nine. Brady is tied for second with Terry Bradshaw, behind Joe Montana's 11 Super Bowl touchdown passes.
- Brady completed 16 straight pass completions to set a Super Bowl record. The previous record was by Joe Montana, who had 13 straight pass completions in Super Bowl 24.



MASTERS OF STYLE

André 3000 Benjamin Style: Van Dyke Tool: ProGlide Styler

“FACIAL HAIR FRAMES
YOUR FACE AND MIRRORS
YOUR PERSONALITY.”

© 2012 The Gillette Company


Fusion
PROGLIDE
STYLER

Trim, Shave, Edge
with one precision tool.

Gillette[®]

THE BEST A MAN CAN GET™

EXTRA POINTS





Gil Santos



Scott Zolak

A new era in Patriots Radio history began in 2009, with the move of the game broadcasts to 98.5 The Sports Hub, Boston's new home for sports. The transition to Boston's new all-sports radio station ensured that Patriots fans would continue to hear every kick, block and tackle in stereo, and without static, in crystal-clear FM quality. Fans all over New England were able to tune in to any of the 40 stations on the Safety Insurance 98.5 The Sports Hub Patriots Radio Network, starting with Patriots Preview three hours before kickoff, and capped off with Patriots Postgame for three hours after the final gun.

When fans tune in for each Patriots game on 98.5 The Sports Hub, they are treated to two world-class teams – the one on the field and the one in the broadcast booth.

For most Patriots fans, there has been but one "Voice of the New England Patriots" and it belongs to Gil Santos. For 35 of the last 46 seasons, Santos has articulated the sights, sounds and all the play-by-play action of over 700 games to millions of Patriots fans. Now in his 36th year as voice of the Patriots, Santos is tied with the Philadelphia Eagles' veteran play-by-play announcer, Merrill Reese, as the two most tenured radio broadcasters in the NFL. Santos began calling games for the Boston Patriots at Fenway Park in 1966. He was the voice of the Patriots for the next 14 seasons (1966-79). He returned to the booth in 1991 and has

broadcast every Patriots game since then. The veteran play-by-play broadcaster was also the sports director of WBZ News Radio in Boston, where he earned dozens of awards and honors for his reporting, sportscasting and play-by-play excellence. He retired from that position after 38 years in 2009.

2011 marked the final season in the Patriots radio broadcast booth for Santos' longtime broadcast partner, Gino Cappelletti. Cappelletti retired prior to the 2012 season after 31 seasons as a broadcast analyst. Gino Cappelletti might be the most recognized Patriot in franchise history, having been affiliated with the team for 45 of the last 52 seasons as a player (11 years), coach (3) and broadcaster (31).

Former Patriots quarterback Scott Zolak joins Santos in the booth for his first season as the Sports Hub's broadcast analyst. Zolak, also a Sports Hub mid-day host, provides in-depth analysis from the booth as only a former player can do.

Coverage on 98.5 The Sports Hub and its 39-station network begins three hours before each game with Patriots Preview, and concludes with a three-hour Patriots Postgame call-in wrap-up show. Gary Tanguay returns for his ninth season as host, joined once again by Scott Zolak and fellow Sports Hub Mid-day host Andy Gresh, bringing Pats fans an exciting, informative and unpredictable football experience.

★ ★ 98.5 THE SPORTS HUB PATRIOTS RADIO NETWORK ★ ★

FLAGSHIP STATION

WBZ-FM	Boston	98.5 FM
Massachusetts		
WBZ-FM	Boston	98.5 FM
WAQY	Springfield	102.1 FM
WBEC	Pittsfield	1420 AM
WPKZ	Fitchburg	1280 AM
WNAW	North Adams	1230 AM
WBSM	New Bedford	1420 AM
WPVQ	Greenfield	95.3 FM
WSAR	Fall River	1480 AM
WWFX	Worcester	100.1 FM
WXTK	Hyannis	95.1 FM

Maine

WBLM	Portland	102.9 FM
WEBB	Augusta	98.5 FM
WWMJ	Bangor	95.7 FM
WEGP	Presque Isle	1390 AM

Connecticut

WCCC	Hartford	106.9 FM
WGCH	Greenwich	1490 AM
WINY	Putnam	1350 AM
WMOS	New London	102.3 FM

New Hampshire

WGAM	Manchester	1250 AM
WGHM	Nashua	900 AM

New Hampshire (Cont'd)

WPKQ	North Conway	103.7 FM
WSAK	Hampton	102.1 FM
WSHK	Portsmouth/Dover	105.3 FM
WTPL	Concord	107.7 FM
WLKZ	Laconia	104.9 FM
WKNE HD2	Keene	99.1 FM

Vermont

WBTV	Bennington	1370 AM
WCPV	Burlington	101.3 FM
WEXP	Rutland	101.5 FM
WMOO	Derby Center	92.1 FM
WKVT	Brattleboro	92.7 FM
WORK	Barre/Montpelier	107.1 FM
WSTJ	St. Johnsbury	1340 AM
WMXR	Woodstock	93.9 FM

Rhode Island

WPRO	Providence	630 AM
WEAN	Providence	99.7 FM

New York

WUSP	Utica	95.5 FM
WUSP	Utica	1550 AM
WARD	Utica	1480 AM

Nebraska

KRNP	Sutherland	100.7 FM
------	------------	----------

★ ★ ★ 2012 PRESEASON TV NETWORK ★ ★ ★

Patriots preseason games will be broadcast live and in HD on WBZ Channel 4 in Boston and a network of affiliates throughout New England. Kraft Sports Productions will produce the broadcasts.

Award-winning play-by-play veteran Don Criqui returns for his 18th season with the Patriots. He has served as a play-by-play announcer for CBS Sports and NBC Sports for more than three decades and has had the pleasure of announcing two Super Bowls and 14 Orange Bowls, as well as Wimbledon and World Cup matches.

CBS football analyst Randy Cross will return for his 10th season as Criqui's preseason broadcast partner. Cross, a three-time NFL all-pro, played 13 seasons with the San Francisco 49ers and was a part of three Super Bowl Championship teams. After his playing career, he joined CBS Sports as an NFL game analyst.

Steve Burton, WBZ's principal sportscaster will be the broadcast team's sideline reporter.


Preseason Broadcast Schedule

Date	Opponent	Time
Thurs., Aug. 9	New Orleans	7:30 p.m.
Mon., Aug. 20	Philadelphia	8:00 p.m.
Fri., Aug. 24	at Tampa Bay	7:30 p.m.
Wed., Aug. 29	at N.Y. Giants	7:30 p.m.

Preseason Television Network

WBZ TV	Boston, MA (Flagship)
WNAC TV	Providence, RI
WWLP	Springfield, MA
WCTX	Hartford/ New Haven, CT
WWII TV	Bangor, ME
WVFX TV	Bangor, ME
WVNY	Burlington, VT
WMTW TV	Portland/Auburn, ME
WMUR	Manchester, NH
KFVE	Honolulu, Hawaii
Rogers SportsNet East - Maritime Region of Canada	

★ ★ ★ PATRIOTS POOL REPORTERS ★ ★ ★



Mike Reiss
ESPNBoston.com

Patriots beat writers Mike Reiss of ESPNBoston.com and Chris Price of WEEI.com will serve as the pool reporters in 2012. In the event that there is the need to get comments from a game official after the game, the pool reporters will be allowed access to ask questions.



Chris Price
WEEI.com





PRESENTED BY
Sovereign Bank

★ PATRIOTS FOOTBALL NETWORK ★

**NOT JUST GAMEDAY... EVERY DAY...
THE PATRIOTS ARE ON!**

Interest in the Patriots is at an all-time high and there has never been more exclusive Patriots content to satisfy the devoted fan. Patriots Nation can tune in and connect to Patriots content via print, television, radio and online entities. With everything from Emmy Award-winning television shows to streaming video and podcasts, staying up to date and in the know is easy with the following exclusive Patriots content:

PATRIOTS ON TV

PATRIOTS ALL ACCESS

Fridays from 7:00 - 8:00 p.m. on WBZ-TV and Sunday from 9:00 a.m. - 10:00 a.m. on TV 38 - Boston, MA; WFBX TV in Bangor, ME; WCTX in Hartford/New Haven, CT; WNAC & WPRI in Providence, RI; WFXQ & WWLP in Springfield, MA.

Check your local listings for airtime or enjoy anytime on Verizon FiOS On Demand.

The Emmy Award-winning Patriots All Access airs weekly throughout the season on WBZ, Channel 4 in Boston and regional affiliates. Patriots All Access features exclusive, behind-the-scenes access and in-depth weekly features on Patriots players and personnel. Hosted by WBZ's Steve Burton, the show features weekly sit-downs with Coach Bill Belichick including the popular "Belestrator" segment where the coach breaks down upcoming opponents.



PATRIOTS TODAY

Available daily at Patriots.com and on Verizon FiOS On Demand, as well as on Verizon wireless' VCAST, Patriots Today gives fans an in-depth look at the club that is unmatched by any other outlet. The show is hosted by Jackie Brittain, with reports daily from Brian Lowe, as well as analysis from PFN's Paul Perillo. Patriots Today produces multiple segments each day during the season, with upwards of 30 minutes of up-to-the minute Patriots news, information and analysis throughout the day. Patriots Today is the only place fans can watch complete broadcasts of full-length press conferences on a daily basis, plus daily locker room uncut segments. The show provides more Patriot coverage than any other outlet.



PATRIOTS THIS WEEK

Fridays (9:30 p.m.) on Comcast Sports Net

Insider information. Passionate debate. Timely analysis.

That's what "Patriots This Week" delivers. Former Patriots QB Scott Zolak will host this fast-paced half-hour of football talk, joined by a rotating roster of former Patriots in a no holds barred discussion. From breaking down the previous contest to game planning the next opponent, there's no better way to get ready for football than "Patriots This Week" - every Friday night at 9:30 p.m. beginning September 10, on Comcast Sports Network.



TOTALLY PATRIOTS

Saturdays at 10:00 a.m. on myTV38 - Boston, MA; WCTX in Hartford/New Haven, CT; WNAC & WPRI in Providence; WFXQ & WWLP in Springfield, MA. Check your local listings for airtime or enjoy anytime on Verizon FiOS On Demand.

Totally Patriots is a unique, one-of-a-kind Patriots show aimed for the next generation of Patriots fans. This weekly, youth-oriented football show allows school-aged fans unprecedented access to their favorite players, enabling them to ask questions in a relaxed informal setting.



PATRIOTS 5th QUARTER

Immediately following each game on WBZ-TV/TV38

WBZ-TV and TV38 team up to broadcast Patriots 5th Quarter immediately following each Patriots game. WBZ-TV sports reporter Steve Burton joins former Patriots players Scott Zolak and Steve DeOssie to provide instant reaction and analysis in studio and at the stadium. Patriots 5th Quarter also features exclusive live coverage of the Patriots post-game press conferences with Coach Belichick and Tom Brady.



PATRIOTS ON RADIO



PATRIOTS PREGAME AND POSTGAME

Before and after each game on The Sports Hub Patriots Radio Network

For a complete list of The Sports Hub's 36 affiliates, see page 458.

98.5 The Sports Hub is the Patriots' flagship station, broadcasting every Patriots game across the network and featuring legendary broadcasting duo Gil Santos and Gino Cappelletti. Three hours during halftime and after the game, host Gary Tanguay is joined by co-hosts Scott Zolak and other guests, serving up all the pregame and postgame news and notes, including live sound from the postgame press conferences.

PATRIOTS MONDAY presented by Ace Ticket

Mondays during the season on WEEI Sports Radio 850 AM (Boston); 103.7 FM (Providence); 1440 AM (Worcester); 105.5 FM (Springfield); 96.3 FM (Cape Cod); 95.9 FM (Portland/Lewiston, ME); 93.5 FM (Keene, NH)

WEEI Sports Radio broadcasts Patriots Monday each week, offering fans unique Belichick and Tom Brady in addition to other Patriots players. WEEI will broadcast Patriots Monday live from Gillette Stadium each Monday, kicking off with Dennis & Callahan at 6:00 a.m., followed by Mutt & Merloni at 10:00 a.m. and The Big Show with Glenn Orday and Michael Holley from 2:00 to 6:00 p.m.



PATRIOTS FRIDAY presented by Sovereign Bank

Fridays during the season on WEEI Sports Radio 850 AM (Boston); 103.7 FM (Providence); 1440 AM (Worcester); 105.5 FM (Springfield); 96.3 FM (Cape Cod); 95.9 FM (Portland/Lewiston, ME); 93.5 FM (Keene, NH) and Patriots.com.

WEEI Sports Radio broadcasts Patriots Friday each week, offering fans a look ahead at the weekend's game, match ups and rivalries. Various Patriots players will be featured on air. WEEI will broadcast Patriots Fridays each week throughout the season, kicking off with Dennis & Callahan at 6:00 a.m., followed by Mutt & Merloni at 10:00 a.m. and The Big Show with Glenn Orday and Michael Holley from 2:00 to 6:00 p.m.



PATRIOTS.COM

NEWS

Patriots.com features daily updates and exclusive content from the writers of *Patriots Football Weekly*, offering everything from breaking news to player features and the popular "Ask PFW" postings.



VIDEO

The first professional sports team website to offer streaming video provides Patriots fans with a variety of exclusive video content. Visitors can choose their channel and watch exclusive video from news to cheerleaders. Patriots Today offers a daily in-depth look at the team, while Patriots.com also features video of every Patriots press conference, including postgame press conferences and Coach Belichick's weekday media updates.

AUDIO

Patriots Web Radio programming is available exclusively on Patriots.com beginning at noon Tuesday through Thursday. Kicking off the programming lineup is PFW In Progress, a daily, online program that features candid commentary from the writers of *Patriots Football Weekly*. Following PFW In Progress is Patriots Playbook, hosted by John Rooke, featuring news from around the NFL. Stay tuned for the debut of new shows during the 2011 season. Patriots.com also offers streaming audio of every Patriots press conference, as well as archives of Patriots.com Radio shows. The website provides podcasts of Patriots.com radio offerings as well as exclusive content.

PATRIOTS IN PRINT

PATRIOTS FOOTBALL WEEKLY

Subscriptions available by calling 1-800-494-PATS

Patriots Football Weekly is the official newspaper of the New England Patriots. PFW is published weekly throughout the season and monthly during the offseason, providing readers with exclusive Patriots coverage. Each issue of *Patriots Football Weekly* is loaded with the latest news, game previews and reviews, feature stories, contests and full-color posters.



★ ★ ★ **2012 PATRIOTS CHEERLEADERS** ★ ★ ★

2012 is a banner year for the New England Patriots Cheerleaders as they have been recognized as the No. 1 cheerleading squad in the NFL this year. The prestigious title was based on brand equity developed through marketing, social networking, community and fan involvement. The team has also been praised for its ability to harness and develop relationships with fans and aspiring cheerleaders through their interactive website. Supporting the efforts of charitable organizations throughout New England, the cheerleaders are able to use their celebrity status to make a difference in the community. In addition to their philanthropic efforts, the squad makes about 1,000 individual public appearances per year for businesses and corporations, spreading cheer to fans at a variety of events throughout New England and across the country. Those bookings include trade shows, grand openings, parades, autograph sessions and Monday Night Football promotions, just to name a few.

While the Patriots Cheerleaders have become accustomed to entertaining thousands of Patriots fans from the sidelines, members of the squad travel regularly overseas on goodwill missions to entertain thousands of Patriots on the front lines. The Patriots Cheerleaders have performed in close to two dozen combat areas and have visited more than 25 countries since 9/11. In addition to their goodwill military missions and appearances throughout the United States, the squad has entertained and appeared at many high-profile events, including performances in Super Bowls, Pro Bowls, an American Bowl in Mexico City and the Patriots/Buccaneers game in London.

In an effort to increase awareness and interest in the NFL and the New England Patriots, the Patriots Cheerleaders have already made four trips to China and are scheduled for their fifth and sixth appearances in August and September of 2012, when they will teach youth cheerleading clinics and participate in NFL Experience events. The first trip brought squad members to the beautiful cities of Beijing and Shanghai, where the ladies interacted with the growing number of American football fans established there. Next, squad members returned to China to promote the NFL playoffs. The squad visited that country for the third time after receiving an invitation from the Beijing Organizing Committee for the Games of the XXIX Olympiad to organize a week-long cheer/dance clinic for Chinese cheerleaders and dancers who performed at Olympics related events. The fourth visit was to celebrate the Super Bowl and associated festivities with Chinese fans.

A spring audition drew almost 400 applicants to compete for the opportunity to join the 2012 New England Patriots Cheerleading squad. Twenty-four talented, accomplished and beautiful women earned the honor, including 14 returning veterans and 10 rookies. The cheerleaders hail from Rhode Island, Massachusetts, Connecticut and New Hampshire, representing many different New England towns. Just five weeks after their appointment to the squad, the cheerleaders traveled to Jamaica to shoot their annual swimsuit calendar and made-for-TV special.

This year's squad will continue to serve not only as day-of-game entertainers, but also as Patriots ambassadors throughout New England and around the world. Patriots Cheerleaders and the Pat Patriot mascot appearances can make functions more memorable for everyone. For more information on booking the Patriots Cheerleaders or Pat Patriot Mascot, please contact Cheerleader Director, Tracy Sormanti, by phone at 508-384-9101 or by e-mail at cheerleaders@patriots.com.

★2012 PATRIOTS CHEERLEADERS★

Tracy Sormanti
Cheerleader Director
Meghan Dupras
Assistant to the Director

Pat Patriot Mascot
Greg Galizio
Adam Visbaras
Gregg Wiseburn

Line Captains
Brittney-Lynne
Heather
Patricia
Stephanie S.

Veterans
Amber
Athena
Britni
Casey
Cassie
Jodi
Kathryn
Michelle
Siobhan
Stephanie P.

Rookies
Alanna
Alexandria
Allison
Alyssa
Amanda
Caitie
Erica
Gina
Jaclyn
LisaMarie



**Ownership/Board of Directors**

Robert K. Kraft, Chairman and CEO
Jonathan A. Kraft, President
Daniel Kraft
Josh Kraft
David Kraft

Coaching

Bill Belichick, Head Coach
Josh Boyer, Cornerbacks
Moses Cabrera, Assistant Strength and Conditioning
Ivan Fears, Running Backs
Brian Flores, Safeties
George Godsey, Tight Ends
Patrick Graham, Defensive Line
Pepper Johnson, Linebackers
Joe Judge, Special Teams Assistant
Josh McDaniels, Offensive Coordinator/Quarterbacks
Harold Nash, Head Strength and Conditioning Coach
Scott O'Brien, Special Teams
Chad O'Shea, Wide Receivers
Matt Patricia, Defensive Coordinator
Dante Scarnecchia, Assistant Head Coach/Offensive Line
Steve Belichick, Coaching Assistant

Player Personnel

Nick Caserio, Director of Player Personnel
Floyd Reese, Senior Football Advisor
Trey Brown, Area Scout
Steve Cargile, Pro Scout
Larry Cook, Scouting Consultant
DuJuan Daniels, Area Scout
Frank Edgerly, Area Scout
Matt Groh, Scouting Assistant
Tim Heffelfinger, Area Scout
Frantzy Jourdain, Area Scout
James Lipfert, Area Scout
Mick Lombardi, Scouting Assistant
Ronnie McGill, Pro Scout
Nancy Meier, Director of Scouting Administration
Monti Ossentfort, Assistant Director of College Scouting
Bob Quinn, Director of Pro Scouting
Jon Robinson, Director of College Scouting
Frank Ross, Scouting Assistant
Chris Simms, Scouting Assistant
Brian Smith, College Scouting Coordinator
Patrick Stewart, Pro Scout

Football Operations

Berj Najarian, Director of Football/Head Coach Administration
Ernie Adams, Football Research Director
Kevin Anderson, Director of Player Development
Michelle Martini, Football Operations Assistant
Ted Harper, Sports Nutritionist

Equipment

Don Brocher, Equipment Manager
Dave Schoenfeld, Assistant Equipment Manager
John Jastremski, Equipment Assistant

Trainers

Jim Whalen, Head Athletic Trainer
David Granito, Assistant Athletic Trainer
Joe Van Allen, Assistant Athletic Trainer/Director of Rehabilitation

Medical

Thomas Gill, M.D., Head Team Physician
Peter Asnis, M.D., Team Physician
Bertram Zarins, M.D., Team Physician Emeritus
Paul Cusick, M.D., Physician, Mass General
Britt Nicholson, M.D., Physician, Mass General
Li Tso, M.D., Physician, Mass General

Video

Jimmy Dee, Video Director
Fernando Neto, Assistant Video Director
Jared Rita, Video Assistant

Administration

Meaghan Carroll, Executive Assistant
Tracy Fiore, Executive Assistant to the President
Kim Healey, Executive Assistant to the Chairman and CEO
Al Labelle, Chief of Staff to the Chairman and CEO
Streater Meehan, Executive Assistant
Richard Miller, Research Director

Amelia Self, Executive Assistant
Ann Thompson, Executive Assistant to the President of the New England Patriots Charitable Foundation

Broadcast Production

Matt Smith, Senior Executive Producer
Dave Mondillo, Director & Supervising Producer
Paul Prose, Director of Event Presentation

Corporate and Community Affairs

Josh Kraft, President of the New England Patriots Charitable Foundation
Andre Tippett, Executive Director of Community Affairs
Donna Spigarolo, Community Relations Manager

Gillette Stadium Operations

Jim Nolan, Senior Vice President of Operations, Finance and Administration
Dan Murphy, Vice President of Business Development and External Affairs
Jon Bengston, Field Superintendent
Matt Piekarski, Parking Director

Finance

Jim Wilson, Vice President of Finance
Andrea Walonis, Director of Financial Planning & Analysis
Mark Loring, Controller

Food and Beverage

David Wheeler, Vice President of Food and Beverage
Deborah Higgins, Director of Catering
Brad Ozerdem, Executive Chef
Annemarie Morini, Director of Sales, Functions and Events

Human Resources

Robin Boudreau, Vice President of Human Resources

Information Technology

Pat Curley, Vice President of Information Technology
Scott Harrington, IT Operations, Infrastructure & Security Director
Dan Famosi, Senior Developer

Legal

Jim Cobery, General Counsel, The Kraft Group
Robyn Glaser, Vice President, The Kraft Group and Club Counsel, the New England Patriots

Media Relations

Stacey James, Vice President of Media & Community Relations
Aaron Salkin, Assistant Director
Jeff Cournoyer, Director of Corporate Communications

Patriots Cheerleaders

Tracy Sormanti, Cheerleader Director

Patriots Football Weekly and Patriots.com

Fred Kirsch, Publisher and Vice President of Content
Jana-Lynne Gauthier, Director of Digital Services
Michelle Muise, Art Director
Paul Perillo, Editor

Retail Operations

Ken Flanders, Supply Chain Management Director

Sales and Marketing

Jennifer Ferron, Senior Vice President of Marketing and Brand Development
Murray Kohl, Vice President of Corporate Sponsorships
David Pearlstein Vice President of Corporate Relationships
Jessica Gelman, Vice President of Customer Marketing and Strategy
Brian Oates, Executive Director of Sales
Gail Titus, Senior Director of Marketing Services and Operations
Jon Levy, Sales Director
Jeff Connors, Director of Sales Premium Sales and Services
Chris Starck, Director of Client Services
Brian Horns, Director of Brand Management
Dwight Darian, Director of Creative Services
Kathryn Hodel, Director of Consumer Marketing

Security

Mark Briggs, Chief Operating Officer of TeamOps
Kelly Way, Director of Operations

The Hall at Patriot Place

Bryan Morry, Executive Director

Ticket Operations

Sarah Boyce, Director of Box Office
Bryan Flaherty, Director of Patriots Ticketing



A WINNING TEAM

The New England Patriots Charitable Foundation (NEPCF) is the 501(c)(3) non-profit entity created by the Kraft family to support charitable and philanthropic agencies throughout New England. This support comes in the form of direct grants, donations of signed memorabilia to a variety of charitable causes and from Patriots players who offer their direct support by appearing at charity functions throughout the year.



Robert Kraft was joined by Josh Kraft (far left), Tom Brady, Rob Gronkowski and Zoltan Mesko (far right) to congratulate Lou Cimaglia from Local Heroes, the grand prize winner of the New England Patriots Charitable Foundation's 2012 Myra Kraft Community MVP Awards.

Robert Kraft established the New England Patriots Charitable Foundation when he purchased the team in 1994 as a way for the organization to give back to the communities it calls home. The Foundation's primary goal is to support programs that aid the youth and families of New England while underscoring the Kraft family's deep commitment to philanthropic activities in the community.

Over the past 18 years, the Foundation has made donations to thousands of nonprofit organizations throughout New England and has partnered with numerous community groups, including the Boys & Girls Clubs of Greater Boston, the United Way, the Greater Boston Food Bank and a host of other New England charities. The Foundation also provides food baskets and toys to hundreds of families and children during the holiday season.

In addition, the Foundation supports numerous health care initiatives and organizations, including the Robert K. Kraft Family Blood Donor Center at the Dana-Farber Cancer Institute and Children's Hospital Boston.

Annually, the Foundation holds several fundraisers, including the Kickoff Gala in the fall and the Executive Combine in the summer. The Patriots currently team with Massachusetts, Rhode Island and Maine to create specialty license plates, an ongoing fundraiser with proceeds directly benefiting the NEPCF. The NEPCF allocates the proceeds from the fundraiser to help support nonprofit organizations in each respective state.

THE NEW ENGLAND PATRIOTS CHARITABLE FOUNDATION

The Heart Inside the Huddle®



NEW ENGLAND PATRIOTS

CHARITABLE FOUNDATION



CONTACT INFORMATION

To request a charitable donation or player appearance, please visit www.patriots.com/community.

For more information about the New England Patriots Charitable Foundation, Inc., please call 508-543-8200.



"CELEBRATE VOLUNTEERISM" INITIATIVE

Throughout the 2011 regular season, the New England Patriots Charitable Foundation's "Celebrate Volunteerism" initiative aimed to share examples of those who are already making a difference through volunteerism, build awareness of the need for volunteering, identify and educate individuals about volunteerism opportunities and inspire others to follow Myra Kraft's example of being a lifelong volunteer. The initiative will continue in 2012.



Weekly Volunteerism Themes

The initiative featured weekly volunteerism themes, including education, mentoring, public service and holiday giving. Each week the Foundation collaborated with multiple nonprofits throughout the region that aligned with the weekly volunteerism theme.

Patriots Community Tuesdays

Totaling more than 300 appearances, each Tuesday, Patriots players volunteered at nonprofits throughout the region in conjunction with the weekly volunteerism theme.



Patriots Difference Makers of the Week

Each week, the Kraft family recognized an outstanding volunteer as a "Patriots Difference Maker of the Week." This winner was nominated by the collaborating organizations and was recognized with an official medal and an autographed football during Patriots Community Tuesday visits with current and former Patriots players.

Patriots Difference Maker Grants

The Foundation partnered with CVS Caremark to provide \$25,000 in grants, which include \$1,000 grants to the nonprofit of each Patriots Difference Maker as well as a \$10,000 grant to the grand prize Patriots Difference Maker, Kate Ebbott, for the Women's Lunch Place, which provides services for homeless women.



Game Day Initiatives

Each Patriots home game featured several "Celebrate Volunteerism" initiatives, including book, toy, coat and food collections, on-field ceremonies, public service announcements and more.

Patriots Women's Association

Patriots players' and coaches' wives and girlfriends played an active role in the "Celebrate Volunteerism" campaign, participating in each of the game day collections, distributing 200 complete Thanksgiving meals to families in need, making and serving meals at the Women's Lunch Place and more.



January 1 Celebration

On Jan. 1, 2012, the Kraft family and the Foundation celebrated the campaign while announcing the continuation of the volunteerism theme beyond 2011. During the game, the 16 Patriots Difference Makers were invited to participate in an on-field ceremony.

NEW ENGLAND PATRIOTS CHARITABLE FOUNDATION FUNDRAISING EFFORTS

Annual Kickoff Gala and Ron Burton Community Service Award

Each year, the New England Patriots Kickoff Gala is held in the Putnam Club at Gillette Stadium to ring in the new season and raise funds for the Patriots Charitable Foundation. Patriots players and coaches come together to

mingle with their fans on the big night, which includes dinner, live and silent auctions and the presentation of the Ron Burton Community Service Award. The Burton Award honors the Patriots player who most embodies the qualities of Burton, the first player drafted by the team who was known for his commitment to the community and helping others. Jerod Mayo was honored as the 2011 Ron Burton Award recipient. Previous winners include offensive lineman Joe Andruzzi (2003), wide receiver Troy Brown (2004), offensive lineman Matt Light (2005), defensive lineman Jarvis Green (2006), defensive lineman Ty Warren (2007), special teams captain Larry Izzo (2008), running back Kevin Faulk (2009) and defensive lineman Vince Wilfork (2010).



Robert Kraft, joined by JoAnn Burton and former winners Kevin Faulk, Vince Wilfork and Matt Light, presents Jerod Mayo with the 2011 Ron Burton Community Service Award.

Executive Combine

The New England Patriots Charitable Foundation's Executive Combine provides companies and individuals unprecedented behind-the-scenes access at Gillette Stadium, including exclusive interaction with Patriots players, coaches and ownership. This unique charitable event delivers an unforgettable experience, including interactive football skill demonstrations led by your favorite Patriot players, a leadership building luncheon series and opens the doors for companies and individuals to experience the keys to the Patriots success, both on and off the field.



Wes Welker assists a young participant during a drill at the 2012 Executive Combine at Gillette Stadium.

Patriots Specialty License Plates

The Patriots are pleased to offer specialty license plates in Massachusetts, Rhode Island and now Maine (currently in the pre-order stage) to benefit the Patriots Charitable Foundation. Fans in those states have the opportunity to order the specially designed plates to display their team pride on their bumpers. Proceeds raised from the

license plates are funneled directly back to the states in which the plates are issued. Fans can visit www.patriots.com/community to sign up for the license plates or learn about specialty low-number online auctions.



FOUNDATION EVENTS

Thanksgiving-in-a-Basket

For the past 18 years, the Kraft family has been joined by dozens of Patriots players and alumni at the Morgan Memorial Goodwill Industries headquarters in Boston to assist in distributing more than 200 holiday baskets filled with turkeys and all of the trimmings to local families in need. The recipients of the baskets include families with children who participated in Goodwill's youth programs, as well as individuals who were enrolled or had recently graduated from Goodwill's job training program.



Each November, Robert Kraft is joined by current and former Patriots players and their families to distribute holiday baskets filled with Thanksgiving meals to local families in need at the annual event.

New England Patriots Charitable Foundation Children's Holiday Party

For more than a decade, the Patriots have treated hundreds of children from Salvation Army centers and community centers throughout Massachusetts and Rhode Island to a night of holiday festivities. Patriots players annually attend the party at Gillette Stadium and participate in a number of activities including Wrap-a-Pat, a game in which the children, working in teams, race to wrap Patriots players in Christmas wrapping paper, ribbons and bows. The children are also able to get autographs from players and cheerleaders, visit with Santa Claus and receive holiday gifts provided by NEPCF.

Patriots Gifts from the Gridiron

More than a dozen Patriots players were at Bass Pro Shops at Patriot Place last year for the first annual "Gifts from the Gridiron" event to treat 50 children from local homeless shelter programs to a night of holiday shopping. Armed with \$300 gift cards, the kids selected winter coats, hats and gloves, along with gifts for themselves and loved ones. The players helped them budget their money and find the items they were looking for, posed for photos with Santa, and helped the kids wrap presents. The event was a joint effort between the Patriots Charitable Foundation, the Vince Wilfork Foundation, the Gerard Warren Foundation and Bass Pro Shops.



Patriots players, including Jerod Mayo, participate in interactive holiday games with 250 youth in need at the annual Community Children's Party at Gillette Stadium.



Ron Brace helps a child pick out the perfect pair of shades at the Patriots Gifts from the Gridiron event at Bass Pro Shops at Patriot Place last holiday season.

OUTREACH PROGRAMS

Back to Football Friday

Each fall, Patriots players visit local schools to speak to students about the importance of leading healthy lives as part of the NFL's Back to Football Friday program. In 2011, Patriots players visited the Stephen Olney School in North Providence, RI., where players participated in an ultimate gym class and presented the school with a \$10,000 grant from the Patriots and NFL PLAY 60 for health and wellness programming and equipment. As part of NFL's PLAY 60 campaign, they stressed the importance of getting 60 minutes of exercise each day.



Deion Branch leads a group of children in exercises during the NFL PLAY 60 Back to Football Friday event at Henry Grew Elementary.

Read Between the Lines

In 2012, the Patriots once again launched the "Read Between the Lines" program that features Patriots players visiting local schools to promote reading and the importance of education. Kickoff events took place at four local middle schools in Walpole, Norfolk, North Attleboro and Foxborough to introduce the program's "Summer Reading Blitz." Students were challenged to set and meet summer reading goals and each student received a summer reading "playbook" to log their reading. School-wide, the students were challenged to achieve a goal by reading a specific number of books, with the promise of a return visit from Patriots players to award the students with certificates of achievement if they reached their goal. Additionally, students who read more than two books were entered into a drawing to win a chance to join one of the Patriots players for lunch in the school cafeteria.



Patriots players (left to right) Niko Koutouvides, Zoltan Mesko and Nate Solder urged middle school students to get excited about summer reading.



Patriots guard Donald Thomas spoke to North Attleboro Middle School students about the importance of reading.



Myra Kraft Community MVP Awards

Each year, the Kraft family and the New England Patriots Charitable Foundation honor members of the New England community for their service to non-profit organizations around the region. In 2011, the Kraft family and the New England Patriots Charitable Foundation announced the renaming of the award to the 2012 Myra Kraft Community MVP Awards as part of the Patriots ongoing "Celebrate Volunteerism" campaign, which honors Myra Kraft's lifetime commitment to volunteerism. Each Myra Kraft Community MVP is recognized for their leadership, dedication and commitment to bettering their communities during a luncheon at Gillette Stadium with a donation made in their name



Robert Kraft, Josh Kraft, Tom Brady, Rob Gronkowski and Zoltan Mesko pose with the 2012 Myra Kraft Patriots Community MVPs.

Youth Football

In recent years, the New England Patriots Charitable Foundation has expanded its concentration into the development of youth football programs throughout New England. Through the Foundation, the Patriots have made donations to improve football facilities at several area fields and have conducted multiple football clinics, including Football for YOU in the New England region - a free football clinic presented by the NEPCF and New England Patriots Alumni Club (NEPAC) to encourage and excite youth to participate in the game of football. The Foundation has donated thousands of dollars to local high schools through the Coach of the Week program, hosted the regional Punt, Pass & Kick finals and partnered with the National Football Foundation to host youth and high school football coaching academies. The foundation plans to continue to expand its support for youth football and to promote programs that encourage good sportsmanship and leadership skills.



Each year thousands of Special Olympians and their families gather at Gillette Stadium for the annual Special Olympics State Football Games.

Patriots High School Coach of the Week

Each week during the high school football season, the Patriots honor a high school football coach with their Coach of the Week Award. This season marks the 18th year in which the Patriots conducted the program, which recognizes outstanding high school coaches and promotes youth football throughout New England. Pro Football and Patriots Hall of Fame linebacker Andre Tippett, the team's executive director of community affairs, oversees the program as part of the Charitable Foundation's commitment to youth football initiatives. The Patriots award the selected coach each week with a \$1,000 grant to benefit the school's football program. At the end of the season, one Coach of the Year is selected and is awarded with an \$2,000 grant.



Duxbury High School Coach Dave Maimaron was honored as the New England Patriots High School Coach of the Year in 2011.

Kraft Family Blood Donor Center Blood and Platelet Drive

Each year, the New England Patriots Charitable Foundation continues their efforts to increase awareness of the importance of blood and platelet donations with a blood drive at the Dana-Farber Cancer Institute Kraft Family Donor Center. All successful donors receive special Patriots-themed gifts and are entered into a drawing for autographed prizes.

During the blood and platelet drive, Patriots alumni and players, including Rob Ninkovich, visit the Dana-Farber Kraft Family Donor Center.



Hometown Huddle

The NFL and United Way "Hometown Huddle" is a special day of service in which all 32 NFL teams across the country work with United Way agencies to help make a difference in their communities. In recent years the Patriots have used the Hometown Huddle to promote fitness and nutrition to Boys & Girls Clubs and other after-school programs throughout Massachusetts and Rhode Island.



Ryan Mallett joined more than 10 teammates to instruct 300 children from various New England after school programs in exercise and fitness skills stations at Gillette Stadium in conjunction with Hometown Huddle, the United Way and NFL's league-wide day of service.



Play 60

The New England Patriots continue to team with the NFL for NFL PLAY 60, a national youth health and fitness campaign focused on increasing the wellness of young fans by encouraging them to be active for at least 60 minutes each day. Throughout the season, Patriots programming and players participate in numerous activities that encourage children to eat healthy and exercise.



Youth from Boys & Girls Clubs, Special Olympics and the New England Dairy Council's Fuel Up to PLAY 60 program joined cheerleaders at the Dec. 4 Patriots versus Colts game as part of the Patriots and NFL PLAY 60 campaign.



Patriots Boston Marathon Team

For five years, the Patriots have fielded a team to run the historic Boston Marathon to raise funds for NEPCF. In 2012, the marathon team raised a record-breaking amount for the Myra Kraft Community MVP program. Visit www.patriots.com/ community to apply for next year's team.



Avid Patriots fans and Patriots staff members train for more than four months to run the historic Boston Marathon each April. Jeff Connors, a 12-year staff member (far right), broke the all-time fundraising record by raising more than \$20,000 in 2012.



Patriots Platelet Pedalers

The Patriots Platelet Pedalers is a team in the Pan Massachusetts Challenge, a weekend-long charity bicycle ride to benefit the Dana-Farber Cancer Institute. Started in 1980, the Pan-Mass Challenge is the largest charity bicycling event in the country, raising over \$300 million for cancer research and treatment. The Patriots Platelet Pedalers will pedal together to fundraise for Dana-Farber, with the money earmarked for Dr. Ken Anderson, the Kraft Family Professor of Medicine at Harvard Medical School and Dana-Farber Cancer Institute, to support his multiple myeloma research and development of novel therapies.



Science of Sports Science Fair

In May of 2012, the NEPCF partnered with Raytheon for the fourth "Science of Sports" Science Fair at Gillette Stadium. For five months, students from New England Boys & Girls Clubs teamed with volunteer mentors from Raytheon to create and test hypothesis related to science and sports. Each child on the first-, second- and third-place teams receive scholarships toward their college education or a science camp. This year's winning team, "Las Ultimate Twisters," from Lawrence, Mass., took home the grand prize.



Science of Sports
Science Fair

Executive Judges Robert Kraft, Patriots player Danny Woodhead and Raytheon Chairman and CEO William Swanson evaluated each project to determine the winning teams.





In October, more than a dozen Patriots teamed up with the Patriots Charitable Foundation, United Healthcare and KaBOOM! to build a playground for a community in Providence, RI. Wes Welker assembled a stepping stone and Stephen Gostkowski paved the playground sidewalks.



Fourteen members of the Patriots 2012 rookie class including CB Alfonzo Dennard, DB Tavon Wilson, LB Dont'a Hightower and DB Nate Ebner visit patients at Children's Hospital Boston as part of the Patriots ongoing "Celebrate Volunteerism" campaign.

Tom Brady and Wes Welker (right) take part in a Make-A-Wish visit to Gillette Stadium last fall. Robert Kraft, Bill Belichick and the entire team also joined them to welcome the special guests. The visits are made possible by Make-A-Wish board member and Kraft Group Executive Vice President Dan Kraft.



Putnam is a proud partner of the New England Patriots.

For 75 years, Putnam Investments has been pursuing results for clients. The New England Patriots share our commitment to performance excellence.

putnam.com/performanceinmotion



PERFORMANCE IN MOTION®

New England Patriots trademarks, including Patriots logo, are the property of New England Patriots LLC, and are used pursuant to a licensing agreement with New England Patriots LLC.

MASTERS OF STYLE

André 3000 Benjamin Style: Van Dyke Tool: ProGlide Styler

“ FACIAL HAIR FRAMES
YOUR FACE AND MIRRORS
YOUR PERSONALITY. ”



© 2012 The Gillette Company

Fusion
PROGLIDE
STYLER

Trim, Shave, Edge
with one precision tool.

Gillette

THE BEST A MAN CAN GET™