

NEW ENGLAND

# PATRIOTS



# 2013

MEDIA GUIDE

## MEDIA RELATIONS CONTACTS



**Stacey James**  
Vice President  
of Media Relations



**Aaron Salkin**  
Director of Media  
Relations



**Christy Berkery**  
Social Media  
Manager



**Michael Jurovaty**  
Assistant Director of  
Media Relations



**Cecily Faenza**  
Media Relations  
Coordinator



**Jeremie Smith**  
Corporate Communications  
Coordinator

The 2013 New England Patriots Media Guide has been prepared to assist all members of the media in their coverage of the Patriots during the 2013 season. Should you require additional information, further assistance or wish to arrange an interview, please contact a member of the Patriots media relations staff.

### CONTACT INFORMATION

**Media Relations Main Number: 508-384-4203**

**Gillette Stadium • One Patriot Place • Foxborough, MA 02035 • Fax: 508-543-9053**

	Office Phone	Cell Phone	E-mail Address
Stacey James	508-384-9105	508-326-6868	staceyj@patriots.com
Aaron Salkin	508-384-9111	508-326-6870	aaarons@patriots.com
Christy Berkery	508-549-0518	508-958-8206	christyb@patriots.com
Michael Jurovaty	508-384-9195	508-326-6187	mjurovaty@patriots.com
Cecily Faenza	508-384-9119	774-254-7917	cecilyf@patriots.com
Jeremie Smith	508-549-0492	774-406-6487	jeremies@patriots.com

### MEDIA WEBSITE

**<http://media.patriots.com>**

The Patriots maintain a web site to further assist local and national media in covering the team. The site serves as the team's primary media credentialing system. In addition, the site contains all of the Patriots' up-to-date press releases, statistics, transcripts and other reference material. All of the Patriots' media materials since the start of the 2002 season are available in the site's archives. Visit <http://media.patriots.com>.

### 2013 PATRIOTS SCHEDULE

#### PRESEASON

Date	Opponent	Time	Affiliate	Network
Friday, Aug. 9	at Philadelphia	7:30 p.m. ET	Patriots Preseason TV Network	
<b>Friday, Aug. 16</b>	<b>Tampa Bay</b>	<b>8:00 p.m. ET</b>	<b>FOX (Nationally Televised)</b>	
Thursday, Aug. 22	at Detroit	7:30 p.m. ET	Patriots Preseason TV Network	
Thursday, Aug. 29	N.Y. Giants	7:30 p.m. ET	Patriots Preseason TV Network	

#### 2013 PATRIOTS REGULAR SEASON

Date	Opponent	Time	Affiliate	Network
Sunday, Sept. 8	at Buffalo	1:00 p.m.	WBZ	CBS
<b>Thursday, Sept. 12</b>	<b>N.Y. Jets</b>	<b>8:25 p.m.</b>	<b>TBD</b>	<b>NFL Network</b>
Sunday, Sept. 22	Tampa Bay	1:00 p.m.	WFXT	FOX
<b>Sunday, Sept. 29</b>	<b>at Atlanta</b>	<b>8:30 p.m.</b>	<b>WHDH</b>	<b>NBC</b>
Sunday, Oct. 6	at Cincinnati	1:00 p.m.	WBZ	CBS
Sunday, Oct. 13	New Orleans	4:25 p.m.	WFXT	FOX
Sunday, Oct. 20	at N.Y. Jets	1:00 p.m.	WBZ	CBS
Sunday, Oct. 27	Miami	1:00 p.m.	WBZ	CBS
Sunday, Nov. 3	Pittsburgh	4:25 p.m.	WBZ	CBS
Sunday, Nov. 10	BYE WEEK			
<b>Monday, Nov. 18</b>	<b>at Carolina</b>	<b>8:40 p.m.</b>	<b>TBD</b>	<b>ESPN</b>
<b>Sunday, Nov. 24</b>	<b>Denver</b>	<b>8:30 p.m.</b>	<b>WHDH</b>	<b>NBC*</b>
Sunday, Dec. 1	at Houston	4:25 p.m.	WBZ	CBS*
Sunday, Dec. 8	Cleveland	1:00 p.m.	WBZ	CBS*
Sunday, Dec. 15	at Miami	1:00 p.m.	WBZ	CBS*
<b>Sunday, Dec. 22</b>	<b>at Baltimore</b>	<b>8:30 p.m.</b>	<b>WHDH</b>	<b>NBC*</b>
Sunday, Dec. 29	Buffalo	1:00 p.m.	WBZ	CBS*

**Bold** indicates nationally televised games

\*-Game time and network subject to possible flexible scheduling adjustment.



# NEW ENGLAND PATRIOTS 2013 MEDIA GUIDE

*Gillette Stadium • One Patriot Place • Foxborough, Massachusetts*



**Super Bowl Championships (3):** 2001, 2003, 2004

**Conference Championships (7):** 1985, 1996, 2001, 2003, 2004, 2007, 2011

**Division Championships (16):** 1963, 1978, 1986, 1996, 1997, 2001, 2003, 2004, 2005, 2006, 2007, 2009, 2010, 2011, 2012, 2013



**Playoff Seasons (21):** 1963, 1976, 1978, 1982, 1985, 1986, 1994, 1996, 1997, 1998, 2001, 2003, 2004, 2005, 2006, 2007, 2009, 2010, 2011, 2012, 2013

<b>2013 Season In Review</b> . . . . .	<b>198</b>
2013 Statistics . . . . .	199
Game-by-Game Statistics . . . . .	202
Honors and Awards . . . . .	213
Participation Chart . . . . .	214
2013 Transactions . . . . .	215

<b>All-Time Results</b> . . . . .	<b>272</b>
Preseason . . . . .	273
Regular Season . . . . .	283
Postseason . . . . .	377
Overtime Games . . . . .	280
Prime-Time Games . . . . .	275
Series . . . . .	276
Attendance Figures . . . . .	282

## Biographies

Executive Bios . . . . .	7
Football Staff . . . . .	15
Players . . . . .	51
Gillette Stadium . . . . .	4

<b>Franchise History</b> . . . . .	<b>218</b>
Anniversary Teams . . . . .	228
Coaches All-Time Records . . . . .	36
Coaches All-Time Roster . . . . .	37
All-Time Draft . . . . .	259
Hall of Fame . . . . .	220

Historical Timeline . . . . .	231
Pro Bowl Selections . . . . .	230
Roster (All-Time) . . . . .	245
Trades (2000-12) . . . . .	268

<b>Playoff History</b> . . . . .	<b>377</b>
Records . . . . .	379
Results . . . . .	378
Championship Game Summaries . . . . .	384

<b>Records</b> . . . . .	<b>339</b>
All-Time Leaders . . . . .	340
Year-by-Year Leaders . . . . .	349
Consecutive Records . . . . .	358
Individual Records . . . . .	358
Longest Plays . . . . .	347
Playoff Records . . . . .	377
Team Records . . . . .	368
Patriots NFL Records . . . . .	376

## Reference

Patriots Charitable Foundation . . . . .	400
Patriots Cheerleaders . . . . .	398
Patriots Football Network . . . . .	396
Pool Reporters . . . . .	395
Preseason Television Network . . . . .	395
Radio Broadcast Network . . . . .	394
Staff Directory . . . . .	399

## 2013 MEDIA GUIDE

This media guide includes a compilation of information that has been gathered and preserved by each of the team's previous media relations departments. Many thanks to everyone who has helped prepare and preserve this information.

The 2013 Patriots Media Guide was written and edited by the Patriots Media Relations Staff.

**Editors:** Aaron Salkin, Michael Jurovaty  
Editorial Assistance: Christy Berkery, Cecily Faenza, Darren Hartwell, Stacey James

**Design:** Dwight Darian  
**Layout:** Michael Jurovaty

**Photography:** Tom Croke, David Silverman  
**Advertising Sales:** Murray Kohl



Gillette Stadium, home of the New England Patriots, is the region's premier sports and entertainment venue. Since Gillette Stadium opened in 2002, every Patriots home game has sold out. The stadium is also the home field for Major League Soccer's New England Revolution and UMass football. In addition to NFL, MLS and college football, the stadium hosts international soccer matches, NCAA lacrosse, world class concerts and other special events that keep it busy year round.

In 2013, Gillette Stadium added more than 14,000 square feet of leading edge LED ribbon boards on three different levels of the stadium and four new digital panels on the sidelines above the concourse. These ribbon boards and panels will feature scores, highlights, statistics and digital promotions. Also new in 2013, the Patriots Gameday Live App gives all fans coming to Gillette Stadium cool ways to prepare for and enjoy the game day experience with exclusive in-game content and videos, traffic and weather updates and more.

In 2012, Gillette Stadium, with assistance from networking partner Enterasys, became one of the first venues in the NFL to offer free WiFi to every guest. Also new are updated and rebranded concessions throughout the stadium, offering more healthy options and a new brew pub.

In 2010, Gillette Stadium installed two new Daktronics high-definition LED video scoreboards, providing additional clarity and the ability to display more instant replays and an array of graphics. The video board above the south end zone, at 41.5-feet high and 164-feet wide, is the largest HD video board in use in an outdoor NFL stadium. Also in 2010, Gillette Stadium's field was resurfaced with FieldTurf Duraspine PRO, the new standard in artificial surface and the latest turf innovation from FieldTurf, improving the quality and durability of the playing surface.

Fan satisfaction is at the forefront of Gillette Stadium's design, with unobstructed views from the entire length of each of its wide concourses ensuring a great view of the field from practically anywhere inside the turnstiles. Additional gathering areas, such as the end-zone plazas, offer alternative viewing where fans can also gather to socialize before, during and after games. Once at their seats, guests relax in theater-style chairs, each one complete with a drink holder.

For the ultimate in creature comforts, the Putnam members access to 120,000 square feet of space to enjoy not just on game days, but year-round. The stadium's 89 luxury suites in the EMC2 suite level are among the largest in the NFL, ranging from 800 to 2,700 square feet. Each suite features luxurious furnishings as well as private bars and restrooms.

Gillette Stadium celebrates New England's heritage with a unique display of local flavor. A stylized lighthouse and bridge greet fans entering from Patriot Place Plaza and create the stadium's signature view. The coastal heritage of the region is represented in a seascape scene that complements the bridge and lighthouse and flanks the players' entrance to the field. Guests can experience a unique view of the action from atop the bridge, which connects the east and west concourses at the base of the lighthouse.

[www.GilletteStadium.com](http://www.GilletteStadium.com) @GilletteStadium

Club, unveiled in 2011, offers more than 6,000 club

## GILLETTE STADIUM FUN FACTS

### The Height of Design

The stadium's signature lighthouse in the north end zone rises 10 stories above the playing field, but is dwarfed by the height of the stadium itself, which is 16 stories tall.

### Worth the Weight

Approximately 6,300 pieces of blue steel form the structure of Gillette Stadium, weighing in at 16,000 tons.

### Lap of Luxury

Each Putnam Club space at Gillette Stadium is larger than a football field, with cathedral ceilings four stories high, fireplaces and a floor-to-ceiling glass wall providing an end zone to end zone view of the field.

### The Suite Life

The stadium's 89 luxury suites each have granite-topped wet bars, marbled bathrooms and personal attendants.

### Making Room

The construction of Gillette Stadium required the removal of 90,000 cubic yards of blasted bedrock, 310,000 cubic yards of total excavated material and the demolition of the old Foxboro stadium and racetrack.

### Concrete Example

The foundation of Gillette Stadium consists of 17,500 cubic yards of concrete, enough to build a sidewalk from here to Boston... on both sides of the street.

### A Light Snack

On a typical game day, Patriots fans eat more than one ton of Italian sausage and warm up with 186 gallons of clam chowder.

### Team-Work

Up to 5,000 staff are necessary to operate Gillette Stadium for a Patriots game, at a ratio of one worker for every 13.7 fans.

## GILLETTE STADIUM QUICK HITS

Construction started	2000
Stadium Opened	2002
Capacity	68,756
Club Seats	6,000
Luxury Suites	89
Suite Seats	2,000
Width of concourses	up to 70 feet
Concession Locations	500+
HD video boards	2 (41.5' x 164' and 45' x 100')
Stadium footprint	17.3 acres
Stadium area	1.9 million square feet
Television monitors	1,000+
Distance to downtown Boston	33 miles
Distance to downtown Providence	21 miles
Points of distributed sound	2,000





The Hall at Patriot Place presented by Raytheon is the crown jewel of Patriot Place and the only sports and education experience of its kind. Through a dazzling array of interactive multimedia exhibits and artifacts never before viewable by the public, The Hall at Patriot Place presented by Raytheon showcases the tradition of the New England Patriots, explores the history of football in New England, and promotes math and science education for thousands of schoolchildren each year through its partnership with Raytheon.

The experience begins as visitors enter an elevator on the ground floor and hear a voice from Patriots history welcoming them to The Hall. The journey continues through 36,000 square feet and two stories until visitors reach one of The Hall's signature exhibits and its premier photo opportunity: the Patriots' three Lombardi trophies.

The Hall features interactive exhibits designed to educate and entertain. Visitors receive instruction from Patriots Head Coach Bill Belichick on how plays in the Patriots' playbook are designed. They also step inside a game-used replay booth and make the call on an instant replay review with instruction from former NFL Vice President of Officiating Mike Pereira. Fans of all ages test their vertical leap, reaction time and weight against NFL players.

The Hall's 13 high-definition touch screen kiosks allow visitors to interact with the exhibits in unique ways. Four and a half hours of exclusive video content is also displayed on 14 60-inch high-definition TV monitors, eight projection screens and the 45-foot-wide panoramic movie screen in the Raytheon Theater, where a 15-minute signature film plays every 20 minutes.

Each of the members of the Patriots Hall of Fame is immortalized on 30-foot high, six-foot wide video pylons utilizing the first Magink digital ink display in the United States. Fans can choose which Hall of Famer to highlight on one of four touch screen kiosks, causing the pylons to come alive with video and images of each player while additional information is displayed on the screen below.



To complement the audiovisual experiences, there are thousands of football artifacts on display at The Hall, ranging from the priceless (a football from the 1876 Harvard-Yale game) to the quirky (the infamous snow plov that cleared the way for a Patriots win over the Dolphins in 1982) to the sublime (The Patriots' three Super Bowl rings).

In partnership with Raytheon Company, The Hall at Patriot Place presents an integrated math and science education program with lesson plans designed to combine elements of The Hall's exhibits in an engaging educational platform for visiting school groups. The Hall adds a new educational element in 2013 in conjunction with Raytheon -

a passing and kicking game called "Inside the Numbers," in which participants will input information to complete a pass or kick a field goal. Additionally, all visitors can experience the "In the Numbers" exhibit, presented by Raytheon, which uses football to teach math and science in a fun and interactive way.

In 2009, The Hall received a Gold MUSE Award from the American Association of Museums and The Hall's signature film, "Patriots Way," won a CINE Golden Eagle Award. The Hall was also named to *Boston Globe Magazine's* Best of the New and was a *Yankee* magazine Editor's Choice recommendation. For more information, please visit [www.thehallatpatriotplace.com](http://www.thehallatpatriotplace.com).

"One of the greatest things about sports is the bond players and fans share. You feel like you've lived through the same experiences and share the same memories. That was one of our motivations in building The Hall. We wanted to create a place where our fans and alumni could visit and relive those moments together. We wanted to preserve the legacy of this franchise and give our greatest players the most prominent display of any hall of fame in the world."

— Robert Kraft



# GETTING YOU CLOSER TO THE GAME YOU LOVE.



Patriots fans never miss a moment of the action with Verizon. Cover the game from every angle at home with FiOS Quantum,<sup>SM</sup> America's Fastest,\* Most Consistent, and Most Reliable Internet. On the go, stay connected with NFL Mobile and watch live NFL games on Thursday, Sunday and Monday nights in more places on America's Largest 4G LTE Network.



[verizon.com](http://verizon.com)

\*Source: Reprinted from [www.pcmag.com](http://www.pcmag.com) with permission. © 2012 Ziff Davis, Inc. All Rights Reserved. FiOS available in select areas. FiOS Quantum Internet speeds up to 300 down and 65 up Mbps available. New England Patriots trademarks, including Patriots logo, are the property of New England Patriots LLC, and are used pursuant to a licensing agreement with New England Patriots LLC. Airtime, message and data rates may apply for app download and use. Available on select smartphones. Subscription required for video content on all devices. Coverage not available everywhere. © 2013 Verizon.



# EXECUTIVES





# ROBERT KRAFT

## CHAIRMAN & CEO



DIVISION TITLES

96 97 01 03 04 05 06 07 09 10 11 12 13

CONFERENCE TITLES

96	01	03
04	07	11

SUPER BOWLS

01 03 04

Since Robert Kraft purchased the team in 1994, the Patriots have experienced one of the most dramatic turnarounds in the history of sports. Now in his 20th season of ownership, Kraft has transformed one of the league's least successful clubs into what many observers view as a model NFL franchise. In its first 34 seasons of existence, the Patriots won a total of 225 games. Under Kraft's guidance, the franchise equaled that win total in just 19 years. In the five seasons immediately preceding his purchase (1989-93), the Patriots were a moribund team, winning just 19 of 80 games (.238 pct.) and recording the worst record in the NFL over that span.

When he bought the franchise on Jan. 21, 1994, Kraft announced his intention to bring a championship to New England, a tall order considering the team's previous success rate. But since then, under Kraft's leadership, the Patriots have won more division titles (13), conference crowns (6) and Super Bowl championships (3) than any other NFL team. In 2011, the Patriots claimed their sixth AFC Championship during Kraft's tenure, earning him the distinction as the first principal owner in NFL history to earn six trips to the Super Bowl. Since 1994, no other NFL team has appeared in more than four Super Bowls. In Kraft's 20 seasons, the Patriots have qualified for the playoffs 15 times, more than doubling the franchise's playoff appearances in their first 34 seasons.

### INSTALLING HIS VISION

It didn't take long for Kraft's vision to come into focus. His personal investment in the team restored the faith of Patriots fans and rejuvenated interest throughout New England. The year he bought the team, season ticket sales soared to new heights, eclipsing 40,000 for the first time in franchise history. By the start of his first season, every game was sold out, a feat that had never been accomplished in the franchise's previous 34 seasons. The achievement ensured that local broadcast blackouts would be lifted and every Patriots game, home and away, would be televised throughout New England for the first time in team history. Every game has been sold out since that 1994 season opener.

In his first year of ownership, the Patriots won their final seven regular season games to qualify for the postseason, ending an eight-year playoff drought. By his fifth anniversary as owner, under the direction

**"My objective in buying the Patriots is to help bring a championship to New England."**

**-ROBERT KRAFT, JAN. 21, 1994**

of two different head coaches, the Patriots had already established themselves as perennial playoff contenders, qualifying for the postseason four times, including twice as division champions. In 1996, the Patriots claimed their first division title in 10 years. After defeating Pittsburgh in the playoffs that year, the Patriots hosted their first conference championship game in franchise history and advanced to Super Bowl XXXI.

### ASCENSION

The transformation of the Patriots under Kraft's leadership constitutes one of the greatest long-term, worst-to-first revivals in sports history. In 2005, Forbes magazine valued the Patriots franchise at \$1 billion. The Patriots were just the fourth sports franchise in history

## The Boston Globe

TUESDAY, JULY 26, 2011

### Kraft, his heart heavy, lifts NFL

Patriots owner helped bring accord during his wife's final days

By Greg A. Beaudet

Robert Kraft's heart is heavy as he reflects on the death of his wife, Myra.

It was only after Kraft had won a 13-day bidding and spent a 10-year deal, but he did so while working for his wife, Myra, who died Wednesday afternoon.

The deal Kraft played in the negotiations was not an aspect of contract's terms, and even acknowledging the deal, she would not have known.

A special thanks to Myra Kraft, who even in her weakest moments showed Mr. Kraft to never give up and never let go. This deal does not get done, and it's not a negotiation, it's a commitment and a promise to get this deal done. It's not a negotiation, it's a commitment, and it's a promise to get this deal done. It's not a negotiation, it's a commitment, and it's a promise to get this deal done.

It was only after Kraft is a man who helped us save football and for the opportunity he presented to get this deal done. It's not a negotiation, it's a commitment, and it's a promise to get this deal done.

It was only after Kraft is a man who helped us save football and for the opportunity he presented to get this deal done. It's not a negotiation, it's a commitment, and it's a promise to get this deal done.

It was only after Kraft is a man who helped us save football and for the opportunity he presented to get this deal done. It's not a negotiation, it's a commitment, and it's a promise to get this deal done.



**"Without him, this deal does not get done. He is a man who helped us save football and we're so [grateful for that]. We're [grateful for his family and for the opportunity he presented to get this deal done.]"**

**-INDIANAPOLIS COLTS C JEFF SATURDAY ON PATRIOTS OWNER ROBERT KRAFT'S ROLE IN THE NEGOTIATIONS OF THE NEW 10-YEAR NFL CBA**



to eclipse that financial plateau. After winning back-to-back Super Bowls and three titles in four years, Forbes also named the Patriots "The Best Team in Sports."

In 2007, the New England Patriots won a franchise-record fifth consecutive division title. They also became the first NFL team to win 16 games during the regular season and the only team to ever win 18 consecutive games in one season. The undefeated regular season boosted the team's overall record from 2003 to 2007 to 77-17 for a remarkable .819 winning percentage. The 77 wins in five years is the most by any team over any five-year span in NFL history. From Sept. 14, 2003 to Oct. 26, 2008, the Patriots won 82 games with only 18 losses. It marks the most successful 100-game stretch since the league was founded in 1920.

The Kraft-era Patriots also set three significant NFL records for consecutive wins. In 2003 and 2004, the Patriots won 21 consecutive games, which included three playoff games. Two years later, the Patriots started another streak and over the next three seasons won 21 consecutive regular season games. In addition, the Patriots also established an NFL record by winning 10 consecutive playoff games (2001-05). During that time, the Patriots also won 21 consecutive games at Gillette Stadium, the longest home win streak in franchise history.

The success the Patriots sustained during the 2000s is without rival. The Patriots' 126 total victories (including playoffs) was the most by any team in one decade in the 93-year history of the NFL. The recent decade of dominance featured more Super Bowl titles (3), conference titles (4), division titles (7), playoff wins (14), victories in a single season (18) and victories in a regular season (16) than any other team. In addition, no other NFL team hosted more playoff games (9) or played in more playoff games (18) than the New England Patriots. The sustained success earned the franchise "Team of the Decade" acclaim from many publications.

## GETTING HIS START

Kraft began his business career with the Rand-Whitney Group, Inc. of Worcester, Mass., a company that converted paper into packaging for various industries. He later acquired the company. In 1972, he founded International Forest Products, a trader of paper commodities that now does business annually in more than 90 countries. Together, Rand-Whitney and International Forest Products (IFP) comprise one of the

## BEST IN SPORTS

After claiming their third Super Bowl in four years, *Forbes* selected the New England Patriots as the best team in sports. The accompanying article recognized how Robert Kraft built the Patriots organization into a winner on and off the field, as the team became just the fourth NFL franchise to be valued at over \$1 billion by the magazine.



largest privately-owned and fully integrated paper and packaging companies in the United States. In 2011, IFP was the top U.S. containerized exporter in New England and ranked 27th in the nation. Kraft founded The Kraft Group to serve as the holding company for the family's varied business interests, which are concentrated in five specific areas: the distribution of forest products, paper and packaging manufacturing, sports and entertainment, real estate development and private equity and venture investing.

Throughout Kraft's professional career, many of his biggest risks have yielded the greatest rewards. That was true throughout his pursuit of Patriots ownership, beginning in 1985 when he first purchased an option on the land surrounding the old stadium in Foxborough, Mass. It was a large investment for an underdeveloped parcel of land, but proved to be an important first step in a long process toward buying the Patriots. In 1988, he took another step by purchasing the stadium out of bankruptcy court when he purchased the antiquated stadium in Foxborough. But, with a binding lease through 2001, the acquisition of the old stadium proved to be an invaluable asset in Kraft's quest toward owning the team.

When his opportunity came in January of 1994, Kraft faced a difficult business dilemma. He had to decide between committing over \$172 million of family resources to purchase the Patriots or accept a lucrative \$75 million buyout offer to void the final years of the team's stadium lease and allow the team to move out of New England. On Jan. 21,



## A CHAMPIONSHIP ERA



Prior to 1994, the Patriots qualified for the playoffs just six times during their first 34 seasons (1960-93). In the 20 seasons since Robert Kraft has taken ownership, the Patriots have qualified for the playoffs 15 times, 13 times as division champions, and have won six conference titles and three Super Bowl championships.

	Pre-Kraft 1960-93	1989-93	Kraft Era 1994-2013
Overall Record .....	225-276-9	19-61	238-115
Winning Pct. ....	.450	.238	.674
Super Bowl Titles .....	0	0	3
Conference Titles .....	1	0	6
Division Titles .....	3	0	13
Playoff Seasons .....	6	0	15
Playoff Record .....	4-6	0-0	21-12
Home Playoff Games .....	1	0	18
Home Playoff Record .....	0-1	0-0	15-3

1994, Kraft passed on the buyout offer, choosing instead to make an 11th-hour bid to buy the team. On Feb. 26, 1994, a day after Kraft earned league approval, season tickets for the 1994 season went on sale and Patriots fans showed their support for Kraft's decision in record numbers. By the end of the first business day, amidst a winter nor'easter, 5,958 season ticket orders were processed, shattering the previous single-day sales record of 979. The show of support validated Kraft's decision to buy the team and gave him the confidence to focus on another long-term project with great financial risk: the private-financing and construction of Gillette Stadium.

### BUILDING GILLETTE

From 2000 to 2002, The Kraft Group's real estate development team oversaw the on-time and on-budget construction of Gillette Stadium, a privately-financed \$325 million state-of-the-art stadium that the Patriots and their fans are proud to call home. The financial commitment from Kraft provided a solid foundation on which to build for the first time in the franchise's nomadic history. Moving from Foxboro Stadium into the majestic Gillette Stadium marked another worst-to-first transformation for the Krafts, who now operate New England's premier entertainment venue. After opening Gillette Stadium, Kraft was recognized as the Sports Executive of the Year by one national publication and he and Jonathan Kraft were named Sports Industrialists of the Year by another.

The construction of Gillette Stadium was the first project of The Kraft Group's development team. In 2007, The Kraft Group expanded the site development with the construction of Patriot Place, a mixed-use lifestyle center and entertainment destination.

### LOVE OF SPORTS

Kraft is widely recognized as one of the most successful owners in professional sports. As Chairman and CEO of the New England Patriots, Investor/Operator of the New England Revolution and owner of Gillette Stadium and Patriot Place, Kraft has turned that underdeveloped parcel of land he purchased in 1985 in Foxborough, Mass. into a world-class sports and entertainment destination in New England.

Under Kraft's leadership, the Patriots and the Revolution have delivered three league

championships and nine conference titles, while his private-financing of Gillette Stadium has given fans a world-class facility in which to enjoy New England's championship tradition.

Kraft's long-standing support of soccer in the United States dates back to his efforts in the early 1990s to secure Foxborough as one of the nine host venues for the 1994 FIFA World Cup.

### PERSONAL

A native of Brookline, Mass., Kraft attended local public schools before entering Columbia University on an academic scholarship. Upon graduation, he received a fellowship to attend Harvard Business School, where he earned a master's degree in business administration.

Kraft's love affair with football and the Patriots began decades ago. A Patriots fan since their AFL days in the 1960s, Kraft attended games at each of the team's Boston venues: Boston University Field, Fenway Park, Boston College Alumni Stadium and Harvard Stadium. When the team moved to then Schaefer Stadium in 1971, Kraft invested in season tickets for his family. He credits the memories and experiences shared with his family and other Patriots fans during those years for his passionate pursuit of ownership of the franchise.

Kraft serves on the board of directors for Viacom. He is also on the executive committee for the Dana-Farber Cancer Institute, where he established the Robert K. Kraft Family Blood Donor Center. He is a member of the Executive Committee of the Massachusetts Competitive Partnership. He

### SUSTAINED SUCCESS

The Patriots won more than half of their games for the 13th straight year in 2013. They are the first team to win more than half of their games in 13 straight seasons since free agency began in 1993. The Patriots are the third team to win more than half of their games in 13 straight seasons since the 1970 AFL-NFL merger, joining the 49ers (16 straight from 1983-1998) and the Cowboys (16 straight from 1970-85).

#### MOST CONSECUTIVE WINNING SEASONS (since 1970 merger)

San Francisco (1983-98)	16
Dallas (1970-85)	16
<b>New England (2001-13)</b>	<b>13</b>
Oakland (1970-80)	11

The Patriots are the only team in the NFL to have recorded nine or more wins in each of the last 12 seasons.

#### MOST SEASONS OF 9+ WINS SINCE 2001

<b>New England</b>	<b>13</b>
Indianapolis	11
Baltimore	9
Green Bay	9
Pittsburgh	9
Philadelphia	9

New England has reached at least 10 regular-season wins for the 11th consecutive season. San Francisco (16) is the only other team to accomplish the feat.

Team	Years	Consec. 10+ Win Seasons
San Francisco	1983-1998	16
<b>New England</b>	<b>2003-present</b>	<b>11</b>

### 2013 NFL OWNER COMMITTEES

While Kraft gets credit for resurrecting the once wayward Patriots franchise, he's also often cited as a key contributor in many of the league's major contract negotiations. He is the chairman of the NFL's broadcast committee and an active member of four other committees.

- ★ Broadcast Committee - Chairman
- ★ Management Council Executive Committee
- ★ NFL Network Committee
- ★ Finance Committee
- ★ Compensation Committee





**Kraft's seats from the old stadium (section 217, row 25, seats 1-6) are on display at the Patriots Hall of Fame presented by Raytheon.**

is a trustee emeritus at Columbia and is a trustee at Boston College. He has received honorary degrees from several colleges and universities and was awarded the NCAA's highest honor when he received the Theodore Roosevelt Award, "presented annually to a distinguished citizen of national reputation and outstanding accomplishments." In 2011, Kraft received the Harvard Business School Alumni Achievement Award and received the prestigious honor of being inducted into the 231st class of American Academy of Arts and Sciences, one of the nation's oldest and most learned societies. With his induction, he joined the likes of many other patriots, including George Washington, Benjamin Franklin, John Adams and John Hancock. In 2012, he became the first NFL owner in the 43-year history of the honor to ever be selected to receive the George Halas Award, which is presented annually to the NFL player, coach or staff member who overcomes the most adversity to succeed. He was also inducted into Columbia's athletic hall of fame in 2012. In 2013, he received the Carnegie Hall Medal of Excellence.

Over the past four decades, the Kraft family has been one of New England's most philanthropic families, donating over \$100 million in support of local charities and civic affairs. In 2011, the Krafts pledged \$20 million to Partners HealthCare to launch the Kraft Center for Community Health, an initiative designed to improve the leadership of and access to quality health care at community centers in Massachusetts. With success, the model used will expand nationally.

## SUCCESS STORY

Since Robert Kraft bought the team in 1994, the Patriots have become the most successful franchise in the NFL. For the past 20 seasons (1994-2013), the Patriots have won more Super Bowl Championships (3), more conference championships (6) and more division titles (13) than any other NFL team. In addition to championships, the Patriots have also won more, and more often, than any other NFL team, claiming 238 total victories and a .674 winning percentage, including 21 wins in the postseason.

### SUPER BOWL CHAMPIONSHIPS SINCE 1994

<b>New England Patriots</b> . . . . .	<b>3</b>
Baltimore Ravens . . . . .	2
Denver Broncos . . . . .	2
Green Bay Packers . . . . .	2
New York Giants . . . . .	2
Pittsburgh Steelers . . . . .	2
6 Teams . . . . .	1

### CONFERENCE CHAMPIONSHIPS SINCE 1994

<b>New England Patriots</b> . . . . .	<b>6</b>
Pittsburgh Steelers . . . . .	4
Denver Broncos . . . . .	3
Green Bay Packers . . . . .	3
New York Giants . . . . .	3
Baltimore Ravens . . . . .	2
Indianapolis Colts . . . . .	2
St. Louis Rams . . . . .	2
San Francisco 49ers . . . . .	2
Seattle Seahawks . . . . .	2
12 Teams . . . . .	1

### DIVISION CHAMPIONSHIPS SINCE 1994

<b>New England Patriots</b> . . . . .	<b>13</b>
Green Bay Packers . . . . .	10
Pittsburgh Steelers . . . . .	10
Indianapolis Colts . . . . .	9

### PLAYOFF VICTORIES SINCE 1994

<b>New England Patriots</b> . . . . .	<b>21</b>
Pittsburgh Steelers . . . . .	17
Green Bay Packers . . . . .	16
Baltimore Ravens . . . . .	14
Indianapolis Colts . . . . .	12
Philadelphia Eagles . . . . .	11

### TOTAL VICTORIES SINCE 1994

<b>New England Patriots</b> . . . . .	<b>238</b>
Pittsburgh Steelers . . . . .	217
Green Bay Packers . . . . .	220
Indianapolis Colts . . . . .	206
Denver Broncos . . . . .	202
Philadelphia Eagles . . . . .	202

### OVERALL WINNING PERCENTAGE SINCE 1994 (INCLUDING POSTSEASON)

Team	W	L	T	Pct.
<b>New England Patriots</b>	<b>238</b>	<b>114</b>	<b>0</b>	<b>.676</b>
Green Bay Packers	220	128	1	.632
Pittsburgh Steelers	217	129	1	.627
Indianapolis Colts	206	140	0	.595

### PLAYOFF WINNING PERCENTAGE SINCE 1994

Team	W	L	Pct.
Baltimore Ravens	14	7	.667
<b>New England Patriots</b>	<b>21</b>	<b>12</b>	<b>.636</b>
Pittsburgh Steelers	17	10	.630
New York Giants	10	6	.625
Denver Broncos	11	7	.611



JONATHAN  
**KRAFT**



P R E S I D E N T



Jonathan A. Kraft is the president of The Kraft Group, the holding company of the Kraft family's varied business interests. He is also the president of the three-time Super Bowl Champion New England Patriots. As president of the Patriots, Kraft oversees the management and strategic planning of each department within the organization. He also works closely with his father to represent the Patriots in all league matters and has served on multiple NFL owner committees.

Kraft's NFL obligations are only a small part of his day-to-day responsibilities, which are as diversified as the many different companies he oversees. The Kraft Group has a variety of interests concentrated in five specific areas: the distribution of forest products, paper and packaging manufacturing, sports and entertainment, real estate development and private equity and venture investing. As president, Kraft is responsible for overseeing the operations of each division.

Since his family purchased the team in 1994, Kraft has been the day-to-day driving force behind the rebuilding and rebranding of the franchise, bringing long-overdue stability to the once wayward organization. It has been a remarkable transformation, as the Patriots have evolved from worst to first in many categories, both on and off the field.

Once tenants in the league's poorest venue, the Patriots now play in one of the NFL's premier stadiums. Once last in the league in revenues, the Patriots now rank among the league's elite. Once a cellar dweller, the Patriots are now a perennial power.

In the first 19 years of the Kraft family's ownership, the Patriots have won more games and more often than any other NFL team, and Kraft has successfully implemented many initiatives that have accelerated the franchise's many worst-to-first transitions.

In the past decade, the Patriots set multiple NFL records and earned "Team of the Decade" acclaim from multiple publications. During the first decade of the 2000s, the Patriots established three NFL consecutive win streak records with a 10-game win streak in the postseason, a 21-game overall win streak (including playoff games) and a 21-game regular season win streak. Overall, the Patriots won 126 games during the decade, the most by any NFL team in one decade in the 93-year history of the league. The Patriots also became just the second team in NFL history to win three Super Bowls in four years and finished the decade with more Super Bowl titles (3), conference titles

(4), division titles (7), playoff wins (14), victories in a single season (18) and victories in a regular season (16) than any other team. During that time (2001-10), the Patriots won 121 regular season games and 135 games overall, the most by any franchise during any 10-year span in NFL history.

Of all the team's recent achievements, arguably the most significant contribution to the organization's future success was securing financial approval for the construction of a new world-class stadium, the first of its kind in the franchise's history. Kraft developed the creative private-financing strategy for the \$325 million construction of Gillette Stadium. Many financial experts dismissed the viability of his plan, which relied on year-round club memberships for new clientele rather than the more conventional sale of private seat licenses to existing season ticket holders. Kraft's unprecedented plan was considered a financial risk, but proved to be universally successful.

Throughout the stadium initiative, no one was more involved in each phase of the project, including the planning, construction, opening and ongoing operation and development of Gillette Stadium. Kraft worked closely with stadium designers to create a world-class sports and entertainment facility that would highlight features indigenous to New England. His team not only delivered on the promise of a fan-friendly facility, but did so on time and under budget.

Kraft and the project team also drew praise for innovative environmental practices. In June of 2001, the Environmental Business Council presented The Kraft Group with the Environmental Award for Corporate Leadership. In May of 2002, the Kraft Group received New England's Environmental Merit Award from the U.S. Environmental Protection Agency for the development and construction of Gillette Stadium.

In 2002, Jonathan and Robert Kraft received the Sports Industrialists of the Year award, presented annually by Sports Business Daily. The Krafts opened the year celebrating New England's first Super Bowl championship. They christened their new stadium just a few months later, earning various awards and acclaim for the project. They negotiated a new naming rights partnership with Gillette and celebrated a spectacular grand

#### 2013 NFL OWNER COMMITTEES

- ★ Digital Media Committee - Co-Chairman
- ★ Business Ventures Committee

opening by hosting the 2002 season premiere of Monday Night Football as Super Bowl champions, presenting both the stadium and their 2001 Super Bowl banner to the fans of New England. One month later, the Krafts' Major League Soccer franchise, the New England Revolution, won the Eastern Conference to qualify for the MLS Cup, which drew over 61,000 fans to Gillette Stadium, the then-largest crowd in MLS history.

Prior to the Kraft family's ownership, the Patriots fan base was limited in range and scope. As a lifelong Patriots fan, Kraft was committed to expanding the Patriots fan base through an innovative multimedia outreach. Under his directive, the Patriots became the first professional sports team to launch an official Web site in March of 1995. Just two years later, the team debuted the first use of streaming video, offering a nightly video update. The Patriots' other Internet initiatives include a highly successful e-commerce division, providing Patriots fans around the world easy access to Patriots merchandise and apparel. In 2004, the team showed their commitment to globalizing the Patriots brand when they launched the NFL's first Chinese-language version of their website. Entering the 2013 season, the Patriots have 174 registered fan clubs in 32 countries. The Patriots are also among the top NFL teams in the NFL in terms of social media presence, with more than four million Facebook fans and 600,000 Twitter followers. As chair of the league's digital committee, Kraft continues to seek innovative ways to enhance the day of game experience for all of our fans. Gillette Stadium features one of the league's only ubiquitous WiFi solutions, allowing fans to stay connected throughout the game on their mobile devices. The Patriots' mobile app, which gives fans in-stadium access to live streaming of NFL RedZone, among other content,

is one of the most advanced in the league.

In April of 1995, the Patriots began publishing *Patriots Football Weekly*, the first full-color weekly publication offered by a sports team. It appears on newsstands throughout New England and is distributed to Patriots fans throughout the world. In September of 2011, the team launched the iPad-version of PFW, making the Patriots one of the first sports teams in the world to publish a subscription-based digital publication. Following the Super Bowl XXXVI championship, Kraft commissioned the production of a DVD entitled "3 Games to Glory," providing fans an opportunity to re-live three of the most memorable games in franchise history. Since then, he has overseen the production of its sequels, "3 Games to Glory II," and "3 Games to Glory III," each featuring over five hours of behind-the-scenes content on a two-disc DVD set. The Patriots were the first team to produce and sell such extensive commemorative DVDs.

A Williams College graduate, Kraft also earned an MBA from Harvard Business School. He is on the board of directors for several organizations, including the Children's Hospital Trust and Pop Warner Little Scholars, Inc. Kraft also serves as a trustee at Williams College, Belmont Hill School and Massachusetts General Hospital.

He is also a member of the Board of Dean's Advisors of Harvard Business School. Kraft is active in youth athletics, coaching Pop Warner football, youth soccer and Little League baseball in the greater Boston area. In 2006, he was the recipient of the Warner Award, named after Glenn S. "Pop" Warner. The award is presented annually and is considered Pop Warner's highest national honor.

Jonathan and his wife, Patti, have three children.





# A DECADE OF DOMINANCE (2000-09)

When Robert Kraft purchased the New England Patriots in 1994, few would have thought that just 17 years later the franchise would be the undisputed team of the decade in the first decade of the new millennium. Kraft brought a winning vision to the organization and dedicated his resources to building a consistent winner. On Jan. 27, 2000, Kraft hired Bill Belichick to coach the team, and three months later the team drafted then-unheralded quarterback Tom Brady, putting the final pieces in place for the Patriots to become the most successful NFL team of the 2000s. The tallies listed below represent totals during the 2000-2009 seasons.

## Super Bowl Titles

<b>New England</b> .....	<b>3</b>
Pittsburgh .....	2
Baltimore .....	1
Indianapolis .....	1
New Orleans.....	1
N.Y. Giants .....	1
Tampa Bay .....	1

## Conference Titles

<b>New England</b> .....	<b>4</b>
Indianapolis .....	2
N.Y. Giants .....	2
Pittsburgh .....	2
10 Teams .....	1

## Division Titles

<b>New England</b> .....	<b>7</b>
Indianapolis .....	6
Philadelphia .....	5
Pittsburgh .....	5
San Diego .....	5

Note: The Patriots also finished tied for the division lead twice during the 2000s but lost the division title on tiebreakers in 2002 and 2008.

## Playoff Wins

<b>New England</b> .....	<b>14</b>
Philadelphia .....	10
Pittsburgh .....	10
Indianapolis .....	9
Baltimore .....	8

## Playoff Winning Percentage

Team	W	L	Pct.
<b>New England</b>	<b>14</b>	<b>4</b>	<b>.777</b>
New Orleans	5	2	.714
Pittsburgh	10	4	.714
Arizona	4	2	.667
Carolina	5	3	.625
Baltimore	8	5	.615

## Playoff Games Played

(Includes 2009 Wild Card Round)

<b>New England</b> .....	<b>18</b>
Philadelphia .....	18
Indianapolis .....	17
Pittsburgh .....	14
Baltimore .....	13
N.Y. Giants .....	11

## Overall Wins

(Includes Regular Season and Playoffs)

<b>New England</b> .....	<b>126</b>
Indianapolis .....	124
Pittsburgh .....	113
Philadelphia .....	113
Baltimore .....	100

## Overall Winning Percentage

(Includes Regular Season and Playoffs)

Team	W	L	T	Pct.
<b>New England</b>	<b>126</b>	<b>52</b>	<b>0</b>	<b>.708</b>
Indianapolis	124	53	0	.701
Pittsburgh	113	60	1	.652
Philadelphia	113	64	1	.638
Green Bay	98	71	0	.580

## Most Victories in a Season

(Inc. Playoffs), 2000-09

Team	Year	W
<b>New England</b>	<b>2007</b>	<b>18</b>
<b>New England</b>	<b>2003</b>	<b>17</b>
<b>New England</b>	<b>2004</b>	<b>17</b>
Baltimore	2000	16
St. Louis	2001	16
Pittsburgh	2004	16
Indianapolis	2006	16
Indianapolis	2009	16
New Orleans	2009	16

## Most Victories in a Single

Regular Season, 2000-09

Team	Year	W
<b>New England</b>	<b>2007</b>	<b>16</b>
Pittsburgh	2004	15
<b>New England</b>	<b>2003</b>	<b>14</b>
<b>New England</b>	<b>2004</b>	<b>14</b>
Indianapolis	2005	14
Indianapolis	2009	14
St. Louis	2001	14

## Most points scored in a game in the 2000s

Rk	Team	Date	Opp	PF	PA
<b>1</b>	<b>NE</b>	<b>10/18/09</b>	<b>Ten</b>	<b>59</b>	<b>0</b>
2	CIN	11/28/04	Cle	58	48
3	STL	10/01/00	SD	57	31
4	NE	11/18/07	Buf	56	10
4	KC	10/24/04	Atl	56	10
4	NYJ	09/28/08	Ari	56	35
4	PHI	09/23/07	Det	56	21

## Total Point Differential, 2000-09

Team	PF	PA	Diff.
<b>New England</b>	<b>4003</b>	<b>2897</b>	<b>+1106</b>
Indianapolis	4269	3286	+983
Philadelphia	3758	2883	+875
Pittsburgh	3585	2779	+806
Green Bay	3921	3282	+639

## Playoff Games Hosted

<b>New England</b> .....	<b>9</b>
Philadelphia .....	9
Pittsburgh .....	8
Indianapolis .....	8

## Major Sports League Titles

2000-09

Los Angeles Lakers	NBA	4
<b>New England Patriots</b>	<b>NFL</b>	<b>3</b>
San Antonio Spurs	NBA	3
Boston Red Sox	MLB	2
Detroit Red Wings	NHL	2
Houston Dynamo	MLS	2
Los Angeles Galaxy	MLS	2
New Jersey Devils	NHL	2
New York Yankees	MLB	2
Pittsburgh Steelers	NFL	2
San Jose Earthquakes	MLS	2

## Major Sports Conference Titles

2000-09

Los Angeles Lakers	NBA	6
<b>New England Patriots</b>	<b>NFL</b>	<b>4</b>
New England Revolution	MLS	4
Los Angeles Galaxy	MLS	4
New York Yankees	MLB	4
Detroit Red Wings	NHL	3
New Jersey Devils	NHL	3
San Antonio Spurs	NBA	3

## Seasons of

## NFL Playoff Advancement

Philadelphia .....	7
<b>New England</b> .....	<b>6</b>
Pittsburgh .....	5
Baltimore .....	4
Indianapolis .....	4
Green Bay .....	3
Oakland .....	3
Seattle .....	3
New Orleans .....	3

# FOOTBALL STAFF

IN BILL  
WE  
TRUST

A person is holding a white protest sign with both hands. The sign has the words "IN BILL", "WE", and "TRUST" written on it in large, blocky, hand-painted letters. "IN BILL" and "WE" are in orange, while "TRUST" is in blue. The person holding the sign is wearing a dark blue long-sleeved shirt. In the background, there is a blurred crowd of people at what appears to be a football stadium. Some people are wearing baseball caps, including a tan one in the foreground and a blue one with a red brim to the right.



# BILL BELICHICK

## HEAD COACH



★ 39th NFL Coaching Season  
★ 19th Head Coaching Season  
★ 14th Season as Patriots Head Coach

SUPER BOWLS:



CONFERENCE TITLES:



Career Record – 218-114 (.657)

Regular Season – 199-105 (.655)

Postseason – 19-9 (.679)

Patriots Record – 181-69 (.724)

DIVISION TITLES:



### COACHING

Bill Belichick is in his 39th season as an NFL coach and is the only head coach in NFL history to win three Super Bowl championships in a four-year span. He leads all active coaches and currently sits alone in fifth place all time with 218 total victories as a head coach. In 2012, Belichick became the eighth head coach to win at least 200 games and his winning percentage of .657 ranks third in NFL history among coaches with 150 or more wins, trailing only George Halas (.682) and Don Shula (.666).

He won more regular-season games (126) and more games overall (140) during a 10-year stretch (2003-2012) than any other head coach in NFL history.

Belichick was hired by Patriots Chairman and CEO Robert Kraft on Jan. 27, 2000 and is in his 14th season as the team's head coach. In 14 seasons, Belichick has delivered three Super Bowl championships, five conference titles, 11 division crowns and 18 playoff victories, while posting an overall record of 181-69. Belichick directed the Patriots to victories in Super Bowls XXXVI (2001), XXXVIII (2003) and XXXIX (2004), and in 2007 he became the only NFL head coach to guide his team to a 16-0 regular season. From 2003 to 2004, Belichick directed the Patriots to an overall winning streak of 21 consecutive games, including the postseason, unprecedented in NFL annals.

Despite an NFL system designed to ensure parity, Belichick's program has produced a remarkable run of sustained on-field success. From 2001-13, the Patriots won 76.0 percent of their regular-season games (158-50), recording the highest winning percentage of any major American professional sports team over that span. Over a 100-game stretch from 2003-08, Belichick directed the team to an 82-18 record – the best record in any 100-

### EXTRA POINTS

★ Bill Belichick spent 20 years as an assistant coach in the NFL and this is his 19th season as a head coach. According to the Elias Sports Bureau he is the only man in NFL history to serve 20 or more seasons as an assistant coach and at least 15 seasons as a head coach.

★ Belichick's Patriots teams own the all-time NFL records for consecutive total victories, including postseason games, (21 from 2003-04) and consecutive playoff victories (10 from 2001-05).

★ Coach Belichick's career winning percentage of .657 (218-114) ranks third all-time among head coaches with 150 or more wins, trailing only Hall of Famers George Halas (.682) and Don Shula (.666).

★ In 2007, Coach Belichick led the Patriots to the NFL's first 16-0 regular season and joined Halas and Shula as the only coaches in NFL history to direct their teams to an undefeated regular season.

★ Coach Belichick is the only head coach in NFL history to win three Super Bowls in four seasons (2001, 2003, 2004).

★ With 39 years of NFL coaching experience, Coach Belichick is the longest tenured among active NFL head coaches.

★ The 2011 AFC Championship was Bill Belichick's fifth conference championship as a head coach. Belichick's five conference titles are tied with Tom Landry for the second most in NFL history during the Super Bowl era. The only head coach to bring his team to the Super Bowl more times than Belichick was Don Shula (6).

★ Five former assistants on Coach Belichick's staffs are head coaches in the NFL or college in 2013. Two of Coach Belichick's former assistants are NFL general managers in 2013.

### Comment About Bill Belichick

**Mike Shanahan, two-time Super Bowl champion head coach**

"When I first got the job, Bill left Cleveland and people asked me how I would rank the head coaches. I had Bill number one and Joe Collier and Jeff Fisher as two and three. They kind of laughed at me at that time and they said, 'What do you mean? Why would you rank him there? He didn't have a lot of success in Cleveland.' I said, 'You just wait and see'."



## EXTRA POINTS

★ Belichick is the only head coach in NFL history to win at least 13 regular season games in five separate seasons.

★ Belichick is the first head coach in NFL history with 10 straight seasons with at least 10 victories.

game span in NFL history. Belichick has led the Patriots to a winning record in each of the last 13 seasons. For five straight seasons from 2003-07, Belichick's teams won the AFC East title and advanced in the playoffs, with the Patriots' five straight years of playoff advancement tying the second longest streak in NFL history. The only other NFL coach to have 10 consecutive winning seasons with one team since the 1970 merger was Tom Landry, who led the Dallas Cowboys to 16 consecutive winning seasons (1970-1985).

Belichick has compiled a career playoff record of 19-9, with his .679 playoff winning percentage placing him fifth in NFL history behind Vince Lombardi (9-1, .900), Tom Flores (8-3, .727), Bill Walsh (10-4, .714) and Joe Gibbs (17-7, .708). Belichick's 19 career playoff wins are tied for second all-time, while New England's 14 playoff victories from 2000-09 are tied for the highest total in any decade in NFL history.

Belichick's Patriots have rarely been rattled, able to consistently maintain leads and bounce back following losses. Since the beginning of the 2003 season, New England is 34-4 (.895) in regular season games following a loss, dropping back-to-back regular-season contests just four times over that span. Another hallmark of Belichick's teams has been their ability to constantly succeed against top competition. The Patriots have a record of 48-19 (.716) against playoff teams since the beginning of the 2003 season.

In addition, the Patriots have consistently maintained their focus throughout the year and have played their best football late in the season. Since 2001, the Patriots lead

### SUPER SUCCESS

Bill Belichick is one of just four head coaches to win three championships since the Super Bowl era began following the 1966 season. Coach Belichick joins three members of the Pro Football Hall of Fame in the exclusive club. Belichick is the only coach to win three Super Bowls in the post-1993 salary cap era.

#### MOST SUPER BOWL VICTORIES

Head Coach	Team	Titles	Seasons
Chuck Noll	PIT	4	1974, 1975, 1978, 1979
<b>Bill Belichick</b>	<b>NE</b>	<b>3</b>	<b>2001, 2003, 2004</b>
Joe Gibbs	WAS	3	1982, 1987, 1991
Bill Walsh	SF	3	1981, 1984, 1988

**NOTE:** Sorted by most recent championship. Super Bowls have determined NFL champion since 1966.

### PLAYOFF SUCCESS

Coach Belichick has won 19 career playoff games, a total that is tied for second-highest by a head coach in NFL history.

#### MOST PLAYOFF WINS BY AN NFL HEAD COACH

Coach	Team(s)	Wins
Tom Landry	Dallas Cowboys	20
<b>Bill Belichick</b>	<b>Cleveland Browns, NE Patriots</b>	<b>19</b>
Don Shula	Baltimore Colts, Miami Dolphins	19
Joe Gibbs	Washington Redskins	17
Chuck Noll	Pittsburgh Steelers	16

the league with a 79-19 (.806) overall record in games played on Thanksgiving or later in the NFL season. As the season wears on, the Patriots have only gotten better, posting an NFL-best 30-8 (.789) mark since 2001 in games played on Christmas or later in the NFL season and have gone an NFL-best 49-7 (.875) in the month of December. Since becoming Patriots head coach in 2000, Belichick is 51-9 in December with New England, the best record in December among head coaches with one team in NFL history (min. 25 games). George Seifert is second (27-6, .818).

With his fifth victory of the season in 2013, Belichick passed Chuck Knoll with his 210th win as a head coach. Belichick also has now led the Patriots to 13 straight winning seasons, good for third all time. Additionally, he coached the Patriots to another AFC East title and 10-plus wins in 2013, adding to his NFL record streak. With the victory over Indianapolis in the Divisional Playoff, Belichick collected his 19th playoff win to tie Don Shula for the second-most postseason wins among head coaches, behind only Tom Landry (20) in career postseason wins.

In 2012, Belichick became the eighth head coach in NFL history to record 200 victories and in the process, guaranteed a .500 or better record for the Patriots for the 12th straight season. With a 12-4 regular-season record, Belichick has led New England to a winning record for 12 consecutive seasons (2001-2012). He also added to his NFL record streak of 10-win seasons. He also won his 18th career playoff game as a head coach, taking sole possession of third place all time in postseason victories for a head coach.

In 2011, Belichick guided the Patriots to a 13-3 record, his fifth AFC Conference Championship and the team's ninth division title in 12 years. Belichick's five conference titles are tied with Tom Landry for the second most in NFL history during the Super Bowl era.

### AMONG THE GREATS

Coach Belichick has 218 career wins and a career winning percentage of .657, placing third in NFL history among all NFL coaches with at least 150 career victories.

#### TOP WINNING PERCENTAGE AMONG HEAD COACHES WITH AT LEAST 150 WINS

Head Coach	Team(s)	Years	W	L	T	Pct.
George Halas	CHI	1920-29, 33-42, 46-55, 58-67	324	151	31	.682
Don Shula	BAL/MIA	1963-95	347	173	6	.666
<b>Bill Belichick</b>	<b>CLE/NE</b>	<b>1991-95, 00-13</b>	<b>218</b>	<b>114</b>	<b>0</b>	<b>.657</b>
Curly Lambeau	GB/CHC/WAS	1921-53	229	134	22	.631

**NOTE:** Winning percentages are calculated using official NFL rules. Ties are not included in winning percentage prior to 1972. Since 1972, a tie counts as a half-win, half-loss.

### Comment About Bill Belichick

**Josh McDaniels, Offensive Coordinator/Quarterbacks Coach, New England Patriots**

(on Bill Belichick's impact on him)

"[He] has meant so much to me, not only professionally but personally. He's really mentored me, taught me how to be a good coach, taught me how to identify a way to win each week, taught me how to evaluate players, taught me how to be a part of the draft. He was a mentor in other ways, a very big influence in my life, from off-the-field things, decisions you had to make, those kinds of things. There was nothing that he turned me away for. He would always be there to give me his advice. To me, that's the greatest thing I got from him - he was willing to help me in any way to become a good coach and a good person."

## SUPER BOWL SAVVY

## MOST SUPER BOWL APPEARANCES BY A HEAD COACH OR ASSISTANT COACH IN NFL HISTORY

<b>Bill Belichick</b>	<b>8 (Five as a head coach)</b>
Dan Reeves	7 (Four as a head coach)
Don Shula	6 (Six as a head coach)
Chuck Knoll	5 (Four as a head coach)
Tom Landry	5 (Five as a head coach)
Marv Levy	5 (Four as a head coach)

The only head coach to bring his team to the Super Bowl more times than Belichick was Don Shula (6). Belichick is the only head coach in NFL history to win at least 13 regular-season games in five separate seasons. Coach Belichick has led the Patriots to a winning record for 13 consecutive seasons (2001-2013).

Under Belichick's guidance, the Patriots finished the 2011 season with 6,848 total net yards, setting a new franchise record for most total net yards in a season. That total is fourth all-time in NFL history.

Belichick's recent accomplishments are the latest triumphs in an NFL coaching career that began in 1975 and during which he has helped produce five Super Bowl titles, eight conference championships and 16 division titles. Now in his 39th season in the NFL, he has more years of NFL experience than any of the other 31 active head coaches. He won his first two Super Bowls as the defensive coordinator for the New York Giants in 1986 and again in 1990 before claiming three Super Bowl championships with the Patriots.

Belichick launched his coaching career in 1975 with the Baltimore Colts and continued as an assistant coach with Detroit (1976-77), Denver (1978) and the New York Giants (1979-1990).

Once he became Patriots head coach, Belichick needed just one season to successfully implement his plan for success. In 2001, his second season in charge, the Patriots rebounded from a 5-11 record in 2000 to improve to 11-5, tying what was then the franchise regular-season record for wins. With a 20-17 victory over the Rams in Super Bowl XXXVI, the Patriots tied the

## POSTSEASON PROWESS

Bill Belichick is the fifth winningest head coach in NFL playoff history, trailing only the legendary Vince Lombardi, whose name is emblazoned on the Super Bowl trophy, Tom Flores, Bill Walsh and Joe Gibbs.

## BEST POSTSEASON RECORDS IN NFL HISTORY

(Minimum 10 games)

Head Coach	Team(s)	W	L	Pct.
Vince Lombardi	GB/WAS	9	1	.900
Tom Flores	OAK/LA	8	3	.727
Bill Walsh	SF	10	4	.714
Joe Gibbs	Washington	17	7	.708
<b>Bill Belichick</b>	<b>CLE/NE</b>	<b>19</b>	<b>9</b>	<b>.679</b>
John Harbaugh	Baltimore	9	4	.692
Jimmy Johnson	DAL/MIA	9	4	.692

## Comment About Bill Belichick

**John Harbaugh, Head Coach of the Baltimore Ravens**

"I've always obviously looked up to him as a coach, even before he became a head coach. He's a guy that I admired. We've had the chance to talk about a lot of different things. We talk occasionally. Usually it's me calling with a question, I guess, probably. I've got a lot of respect for him."

## ELITE COMPANY

Bill Belichick is one of nine NFL head coaches to win three or more championships since the league began postseason play in 1933. With the Patriots' victory in Super Bowl XXXIX, Belichick joined an exclusive club in which each of the eight other members has been enshrined in the Pro Football Hall of Fame.

HEAD COACHES WITH THREE OR MORE NFL TITLES  
(Listed alphabetically)

Head Coach	Championship Team(s)
<b>Bill Belichick</b>	<b>New England Patriots</b>
Paul Brown	Cleveland Browns
Weeb Ewbank	Baltimore Colts, New York Jets
Joe Gibbs	Washington Redskins
George Halas	Chicago Bears
Earl (Curly) Lambeau	Green Bay Packers
Vince Lombardi	Green Bay Packers
Chuck Noll	Pittsburgh Steelers
Bill Walsh	San Francisco 49ers

## FOOTBALL FAMILY

Bill Belichick is one of only five head coaches in NFL history whose father played in the NFL. The others are Joe Walton, David Shula, Mike Nolan and Todd Haley. Belichick's father, Steve, played fullback for the Detroit Lions in 1941 and coached for 33 years at the Naval Academy.

franchise's then-record of 14 overall wins. In 2003 and 2004, the Patriots eclipsed those marks in each season, posting identical 14-2 records in the regular season and notching 17 total wins and a Super Bowl title in each year.

From 2003-04, Belichick directed the Patriots through the most prosperous two-year period for any team in NFL history, netting back-to-back Super Bowl victories and consecutive 17-2 campaigns. The team's 34 victories from 2003-04 mark the highest two-year win total in the NFL's 90-year history. An overall winning streak of 21 consecutive games, including the postseason – also unprecedented in NFL annals – spanned the two seasons. New England was undefeated at home in both 2003 and 2004, and set a franchise record by winning 21 straight home games from 2002-05.

The 2004 season saw the Patriots tie the regular-season record by a defending Super Bowl champion (14-2). New England capped off the year with another memorable playoff run, culminating in a 24-21 victory over the Philadelphia Eagles in Super Bowl XXXIX that made Belichick just the fourth head coach in NFL history to win at least three Super Bowl titles. Only one coach (Pittsburgh's Chuck Noll, 4) has won more Super Bowls. Belichick's three Super Bowl titles tie Washington's Joe Gibbs and San Francisco's Bill Walsh for second place on the NFL's all-time list. Noll, Gibbs and Walsh are all enshrined in the Pro Football Hall of Fame.

In 2005, New England won 11 games despite being

## Comments About Bill Belichick

**Steve Sabol, President NFL Films**

(on his choice for best NFL coach of the past decade)

"Bill Belichick. He is to this century what Paul Brown was to the previous century. With the way he has built teams, his strategic mind, the success he's had – he would be my easy choice."

**Rodney Harrison, 15-year NFL player**

"I have a great deal of respect for him. He's the best coach that ever coached the game."

## Comment About Bill Belichick

**Roger Staubach, Hall of Fame quarterback,  
January 2005**

"He's really special. I've always been a Bill Belichick person. He's got great roots. He's got an aura about him. He's got the fire you want to see, but he always gives other people credit."

forced to use 45 different starters, an NFL record for a division champion. After starting the season 4-4 and facing a rash of injuries, the Patriots won six of their next seven games to claim their third straight division title.

In 2006, Belichick directed the Patriots to a berth in the AFC Championship game for the third time in four years and for the fourth time in six seasons. New England won the AFC East division for the fourth consecutive season, and set a franchise record by allowing just 14.8 points per game. The Patriots' 14 total victories tied what was then the second highest total in franchise history.

In 2007, Coach Belichick earned Associated Press NFL Coach of the Year honors as the Patriots became the fourth team in the league's 90-year history to complete an undefeated regular season and the first to achieve the feat since the NFL increased the number of regular-season games to 16 in 1978. Belichick joined Pro Football Hall of Famers George Halas and Don Shula as the only head coaches to complete undefeated regular seasons. New England's 18 overall victories in 2007 tied the 1985 Chicago Bears and the 1984 San Francisco 49ers for the most in league history. New England became the first team in NFL history and the first major American pro sports team since 1884 to open a season with 18 straight wins. The Patriots set all-time NFL records for points scored (589), touchdowns (75) and point differential (+315) in addition to numerous individual and team records.

In 2008, Belichick led the Patriots to an 11-5 record – the team's sixth straight season with 10 or more wins and its eighth consecutive year with a winning record. Despite losing QB Tom Brady to injury for the final 15 games, New England ranked among the NFL's top 10 teams in 2008 in terms of yards gained (5th), points scored (8th), fewest yards allowed (10th) and fewest points allowed (8th), marking just the fourth time the club finished in the top 10 in all of those categories since joining the NFL in 1970. At the conclusion of the regular season, the Patriots were among the league's hottest teams, winning five of their last six games and going undefeated in December (4-0).

In 2009, the Patriots finished the season with a 10-6 record, claiming the AFC East division for the seventh time in nine years. The Patriots won more than half of their games in 2009 for the ninth straight year and were

## HALL OF FAMERS

From 1981-88, Coach Belichick tutored the linebackers for the New York Giants. His unit featured Lawrence Taylor and Harry Carson, both of whom are enshrined in the Pro Football Hall of Fame.

## THE BELICHICK LIBRARY

Coach Belichick is an avid collector of football-related books, and along with his late father, Steve, amassed a library of more than 800 volumes. The library is believed to be one of the largest collection of football books in the world, behind the Pro Football Hall of Fame and the Library of Congress. In 2006, Coach Belichick moved his entire library to the Naval Academy, where his father coached for 33 years. The books are housed in a display at Ricketts Hall in Annapolis for future generations of football players, coaches and fans to enjoy.

## HONORS & AWARDS

Coach Belichick has been honored with numerous awards in recognition of his success with the Patriots. He has earned NFL Coach of the Year honors by the Associated Press three times (2003, 2007 and 2010) and has finished in the top five in AP voting for NFL Coach of the Year Award nine times (1994, 2001, 2002, 2003, 2004, 2005, 2007, 2008 and 2010). Below is a sampling of the recognition he has earned since 2001:

### 2010 NFL COACH OF THE YEAR HONORS

- Associated Press
- Peter King's SI.com
- Pro Football Weekly

### 2007 NFL COACH OF THE YEAR HONORS

- Associated Press
- *Sporting News*
- Pro Football Weekly/PFWA
- USA Today
- SI.com
- Dallas Morning News
- Kansas City's 101 Football Awards – AFC Coach of the Year

### 2004 NFL COACH OF THE YEAR HONORS

- Sports Illustrated
- SI.com
- Fox TV/Terry Bradshaw

### OTHER 2004 HONORS

- ESPY Award – Best Coach/Manager
- U.S. Sports Academy Amos Alonzo Stagg Coaching Award

### 2003 NFL COACH OF THE YEAR HONORS

- Associated Press
- The Sporting News
- Pro Football Weekly/PFWA
- Sports Illustrated
- Football Digest
- SI.com
- NFL.com
- Dallas Morning News
- San Francisco Chronicle
- NFL Alumni
- Fox TV/Terry Bradshaw
- Victor Awards
- Kansas City's 101 Football Awards – AFC Coach of the Year

### OTHER 2003 HONORS

- Time Magazine's 100 most powerful and influential people in the world

### 2001 NFL COACH OF THE YEAR HONORS

- Sports Illustrated
- College & Pro Football Newsweekly
- Dallas Morning News
- ESPN
- CNN
- Kansas City's 101 Football Awards – AFC Coach of the Year
- USA Today's All-Joe Team



the first team to do so in nine straight seasons since free agency began in 1993. The Patriots became the fifth team to win more than half of their games in nine straight seasons since the 1970 AFL-NFL merger, joining the 49ers (16 straight from 1983-98), the Cowboys (16 straight from 1970-85), the Raiders (11 straight from 1970-80) and the Steelers (9 straight from 1972-80).

In 2010, Coach Belichick led a very young squad to an NFL-best 14-2 record, a division title, its eighth playoff appearance in his 11 seasons as New England's head coach and received several major awards in the process. Belichick was named Associated Press Coach of the Year for the third time, joining Don Shula (four-time winner) and Chuck Knox as the only three-time winners. In addition, Belichick earned Peter King's SI.com and Pro Football Weekly Coach of the Year.

Coach Belichick guided the Patriots to a league best 518 points scored, third in franchise history behind the NFL record 589 points in 2007 and seventh in NFL history. One reason New England scored more than 500 points for the second time in team history was the club record +28 turnover differential. Belichick's constant emphasis on protecting the football paid off with two NFL records. The Patriots went seven consecutive games without committing a turnover. No other NFL team had gone longer than four straight games without turning the ball over. The Patriots had just 10 turnovers in 2010 (5 interceptions and 5 fumbles), setting an NFL record for fewest turnovers in a season.

Belichick returned to the Patriots as head coach after three seasons with the New York Jets (1997-99) as the team's assistant head coach/secondary coach, holding the responsibility of calling the team's defensive plays. In 1998, the Jets surrendered just 266 points, propelling the team to its first division title. After finishing the regular season with a franchise-best 12-4 overall record, the Jets advanced to the AFC Championship game. In his first season with the Jets in 1997, his defense surrendered just 287 points, an average of 17.9 points per game, marking a significant 10.5-point improvement per game from 1996.

## BEGINNING OF A COACHING CAREER

Belichick began his coaching career after graduating from Wesleyan University and accepting a staff assistant position with the Baltimore Colts in 1975. At the age of 23, he was named special assistant to Head Coach Ted Marchibroda. In 1976, Belichick joined Rick Forzano's staff with the Detroit Lions as an assistant special teams coach. The following year, he was given his first positional coaching assignment as the Lions' tight ends and receivers coach. In 1978, Denver Broncos Head Coach Red Miller hired Belichick as the assistant special teams coach and assistant to defensive coordinator Joe Collier.

## NEW YORK GIANTS (1979-90)

### Comments About Bill Belichick

#### Jim Brown, Hall of Fame running back

"Let me tell you about someone I do admire. [Bill Belichick] of the New England Patriots has been in the prisons with me. He's met gang members in my home; he's met gang members in Cleveland. He's put up money. He's opened up areas of education for us very quietly and very strongly."

#### Joe Torre, four-time World Series winning baseball manager

"What he does, what [Bill] Belichick does with the team concept, it makes our jobs easier as other managers and coaches."

### Comment About Bill Belichick

#### Tony LaRussa, World Series-winning baseball manager

"I get a big kick out of the perception publicly — all the media, and mostly the fans, because they don't see [and] he doesn't give you much. 'He's not there to draw attention to himself. But if you get in a social situation around Bill, he's got so much personality. He's interesting. He's funny. He's a great friend. I can't respect our relationship more than I do. He's about as good a friend as you can expect to have. If you go to dinner, you're going to talk about a lot of subjects. It's real apparent that Bill has no ego. He's not there to impress you on his championships. He's just sharing and asking. He shares with guys he knows are interested. It's like going to graduate school times 100."

### Comment About Bill Belichick

#### Urban Meyer, two-time NCAA national championship-winning head coach (on his visit to New England Patriots offseason program)

"I saw the way, in my mind, the best coach in professional sports - not basketball, not football, not baseball, but in all sports - handled his team.... we're talking about arguably one of the greatest coaches of all time."

In 1979, Belichick joined Ray Perkins' staff with the New York Giants as a defensive assistant and special teams coach, launching a 12-year tenure with the Giants. After the 1980 campaign, he drew the added responsibility of coaching the Giants linebackers. In 1983, he began coordinating the defense on Bill Parcells' staff and continued coaching the linebackers, a unit that would become known as one of the most dominant groups of all-time, featuring Pro Football Hall of Famers Lawrence Taylor and Harry Carson. He was officially appointed defensive coordinator in 1985, a position he held for the next six seasons. During his time as the Giants' defensive signal caller, his units were never ranked lower than 11th in the NFL and finished as high as second in the league three times, including the Super Bowl seasons of 1986 and 1990. His contributions with the Giants throughout the 1980s brought him national recognition as one of the best young assistant coaches in the NFL.

## CLEVELAND BROWNS (1991-95)

Prior to joining the Patriots, Belichick spent five seasons (1991-95) rebuilding the Cleveland Browns, whose 3-13 finish the year prior to his arrival was the worst in the history of the franchise. By 1994, the Browns were again one of NFL's best teams, boasting the second-best record in the AFC. Belichick's first head coaching opportunity came following the 1990 season, when his defensive efforts with the New York Giants helped claim a second Super Bowl title in five years. At the age of 38, he became the NFL's youngest head coach. In his first season, Belichick began the rebuilding process by restoring the foundation of the aging squad he inherited. In 1991, the Browns improved to 6-10 and played in 11 games that were decided by a touchdown or less.

Following back-to-back 7-9 campaigns in 1992 and 1993, the Browns improved to 11-5 in 1994, a mark that is still tied for the second highest victory total in the 61-year history of the Browns franchise. The 1994 squad was defined by its defense, which allowed a league-low

## Comments About Bill Belichick

### Kirk Ferentz, Head Coach University of Iowa

"If you love football, you love working for him. I've never been around a better listener than Bill. I always thought he was very easy to communicate with - very honest, very direct and very open."

### Scott Pioli, former General Manager of the Kansas City Chiefs

"There's no hidden agenda here. You're supposed to know what your job is and do your job. It's an easy set of circumstances to work with."

### Nick Saban, Head Coach University of Alabama

"Bill is a great friend and has done a tremendous job for a long time. He certainly taught me a lot and has been a real positive mentor to me."

### Jim Schwartz, former Head Coach of the Detroit Lions (as told to *Sports Illustrated*)

"I'll be forever indebted to Bill for starting me in the business and giving me the kind of education that's gotten me to this point."

(On the young football staff in Cleveland)

"We were all first timers in the NFL with no families. Fifteen years later you realize how special that group was. It was like getting a PhD in Footballology. Bill had a soft spot for people who came up the way he did."

## BILL BELICHICK'S YEAR-BY-YEAR RESULTS

Year	Team	Position	Regular Season			Playoffs	
			W	L	T	W	L Finish
1975	Baltimore Colts	Special Assistant	10	4	0	0	1 AFC East Division Champions
1976	Detroit Lions	Asst. Special Teams	6	8	0		
1977	Detroit Lions	Asst. Special Teams/TES/WRs	6	8	0		
1978	Denver Broncos	Asst. Special Teams/ Asst. to Defensive Coordinator	10	6	0	0	1 AFC West Division Champions
1979	New York Giants	Special Teams	6	10	0		
1980	New York Giants	Special Teams	4	12	0		
1981	New York Giants	Special Teams/Linebackers	9	7	0	1	1 3rd Place NFC East - Wild Card
1982	New York Giants	Special Teams/Linebackers	4	5	0		
1983	New York Giants	Linebackers	3	12	1		
1984	New York Giants	Linebackers	9	7	0	1	1 2nd Place NFC East - Wild Card
1985	New York Giants	Defensive Coordinator	10	6	0	1	1 2nd Place NFC East - Wild Card
1986	New York Giants	Defensive Coordinator	14	2	0	3	0 Division/Super Bowl Champions
1987	New York Giants	Defensive Coordinator	6	9	0		
1988	New York Giants	Defensive Coordinator	10	6	0		
1989	New York Giants	Def. Coordinator/Secondary	12	4	0	0	1 NFC East Division Champions
1990	New York Giants	Def. Coordinator/Secondary	13	3	0	3	0 Division/Super Bowl Champions
1991	Cleveland Browns	Head Coach	6	10	0		
1992	Cleveland Browns	Head Coach	7	9	0		
1993	Cleveland Browns	Head Coach	7	9	0		
1994	Cleveland Browns	Head Coach	11	5	0	1	1 2nd Place AFC Central - Wild Card
1995	Cleveland Browns	Head Coach	5	11	0		
1996	New England Patriots	Asst. Head Coach/Secondary	11	5	0	2	1 AFC East Division/ AFC Champions
1997	New York Jets	Asst. Head Coach/Secondary	9	7	0		
1998	New York Jets	Asst. Head Coach/Secondary	12	4	0	1	1 AFC East Division Champions
1999	New York Jets	Asst. Head Coach/Secondary	8	8	0		
2000	New England Patriots	Head Coach	5	11	0		
2001	New England Patriots	Head Coach	11	5	0	3	0 AFC East Division/Super Bowl Champions
2002	New England Patriots	Head Coach	9	7	0		
2003	New England Patriots	Head Coach	14	2	0	3	0 AFC East Division/Super Bowl Champions
2004	New England Patriots	Head Coach	14	2	0	3	0 AFC East Division/Super Bowl Champions
2005	New England Patriots	Head Coach	10	6	0	1	1 AFC East Division Champions
2006	New England Patriots	Head Coach	12	4	0	2	1 AFC East Division Champions
2007	New England Patriots	Head Coach	16	0	0	2	1 AFC East Division/AFC Champions
2008	New England Patriots	Head Coach	11	5	0		
2009	New England Patriots	Head Coach	10	6	0	0	1 AFC East Division Champions
2010	New England Patriots	Head Coach	14	2	0	0	1 AFC East Division Champions
2011	New England Patriots	Head Coach	13	3	0	2	1 AFC East Division/AFC Champions
2012	New England Patriots	Head Coach	12	4	0	1	1 AFC East Division Champions
2013	New England Patriots	Head Coach	12	4	0	1	1 AFC East Division Champions
39-Year NFL Totals			371	238	1	31	17
19-Year NFL Head Coach Totals			199	105	0	19	9
14-Year Patriots Head Coach Totals			163	61	0	18	8

bold indicates head coaching seasons

204 points. In their return to the playoffs, the Browns defeated the Patriots, 20-13, in a first-round Wild Card game on New Year's Day 1995.

The 1995 season was disrupted by the mid-season announcement that the Cleveland Browns franchise would be moved to Baltimore at the conclusion of the campaign. The announcement caused an undeniable mid-season distraction contributing to a 5-11 finish. Belichick did not accompany the franchise's move to Baltimore after the 1995 season.

## AN ASSISTANT WITH THE PATRIOTS

Patriots fans witnessed Belichick's impact on a team firsthand in 1996 when he joined the Patriots after five seasons as the head coach of the Cleveland Browns. That year, the Patriots claimed their first division title in 10 years with an 11-5 record and won their first two playoff games at Foxboro Stadium to advance to Super Bowl XXXI. The 1996 Patriots defense allowed just 19.6 points per game and forced 34 turnovers, second in the AFC. In two playoff games, the defense allowed just nine points combined, propelling the Patriots to a berth in Super Bowl XXXI against Green Bay.

Eight former assistant coaches on Coach Belichick's staffs in Cleveland or New England have gone on to become head coaches at the NFL or collegiate level. One current NFL head coach and four college head coaches worked on Belichick staffs: Detroit's Jim Schwartz, Alabama's Nick Saban, Iowa's Kirk Ferentz, Kansas' Charlie Weis and Penn State's Bill O'Brien.

## PHILANTHROPY

Throughout his career, Coach Belichick has been active in a wide array of charitable endeavors in New England, New York, Cleveland and beyond.

Coach Belichick has been involved in the establishment of scholarship programs in New England, Maryland and Ohio. He has supported and participated in events to aid Wesleyan University, his alma mater, which established a full, four-year scholarship for incoming students, named the Belichick Scholarship. Additionally, he has presented the Steve Belichick Award in conjunction with



*In the spring of 2009, Bill Belichick and then Notre Dame head coach Charlie Weis joined Jon Bon Jovi on stage to help support Hannah and Friends, a foundation created by Weis to benefit individuals with special needs.*

## Comment About Bill Belichick

**Jeff Davidson, Offensive Line Coach Minnesota Vikings**

"You pick up a little from a lot of different coaches, but Bill was the smartest guy I've worked with. If I ever had a question about tight end routes or coverages, I always knew where to go to first because he always had all the answers. That's just the way he is. The perception is that Bill is a defensive coordinator, but he could literally coach any position. I was always amazed about how football savvy he was about any position, and any form of offense, just everything to do with the game. He basically taught every assistant how to be a good coach."

the Annapolis Touchdown Club. The award, presented in the name of Coach Belichick's father, a longtime Naval Academy assistant coach, honors an Annapolis resident deeply involved in sports without seeking a spotlight for their achievements.

Upon returning to New England in 2000, Belichick established an annual scholarship recognizing an outstanding student athlete at Annapolis High School.

Coach Belichick has dedicated his time to sharing his vast experience and insight with high school coaches,

## BILL BELICHICK'S COACHING TREE

Bill Belichick has had strong influences on hundreds of coaching, personnel and football operations staff, many of whom have been hired to coach and manage other teams. Five individuals who served as assistant coaches under Belichick are currently head coaches in the NFL or in college: Kirk Ferentz (Iowa), Bill O'Brien (Houston Texans), Nick Saban (Alabama) and Charlie Weis (Kansas). Additionally, two current NFL general managers were previously in Belichick's program: Thomas Dimitroff (Atlanta) and Ozzie Newsome (Baltimore). A sampling of hires under Belichick and the elevated positions they currently hold are listed in alphabetical order below:

Name	Original Position	Current Position	Current Team/University
Marvin Allen	Area Scout	Director of College Scouting	Kansas City Chiefs
Nick Caserio	Personnel Assistant	Director of Player Personnel	New England Patriots
Brian Daboll	Coaching Assistant	Offensive Coaching Assistant	New England Patriots
Thomas Dimitroff	National Scout	General Manager	Atlanta Falcons
Brian Ferentz	Coaching Assistant	Offensive Line Coach	University of Iowa
Kirk Ferentz	Offensive Line Coach	Head Coach	University of Iowa
Pepper Johnson	Defensive Assistant	Linebackers	New England Patriots
Jason Licht	College Scout	Vice President of Player Personnel	Arizona Cardinals
Josh McDaniels	Coaching Assistant	Offensive Coordinator/Quarterbacks	New England Patriots
Terry McDonough	Scout	Regional Scout	Arizona Cardinals
John Mitchell	Defensive Line	Asst. Head Coach/Defensive Line	Pittsburgh Steelers
Bill O'Brien	Coaching Assistant	Head Coach	Houston Texans
Ozzie Newsome	Special Assignment Scout	General Manager and Executive VP	Baltimore Ravens
Matt Patricia	Coaching Assistant	Defensive Coordinator	New England Patriots
Rob Ryan	Outside Linebackers	Defensive Coordinator	New Orleans Saints
Nick Saban	Defensive Coordinator	Head Coach	University of Alabama
John Settle	Quality Control (offense)	Running Backs Coach	Cleveland Browns
Darrin Simmons	Coaching Intern	Special Teams Coach	Cincinnati Bengals
Kevin Spencer	Quality Control (offense)	Special Teams Coach	San Diego Chargers
Cory Undlin	Coaching Assistant	Secondary Coach	Denver Broncos
Lionel Vital	Scout	Director of Player Personnel	Atlanta Falcons
Charlie Weis	Offensive Coordinator	Head Coach	University of Kansas



many of whom are building their own coaching careers and are shaping the next generation of football players. In 2013, Belichick served as a guest speaker at the Notre Dame coaches clinic. In 2010, Belichick was the keynote speaker at Rutgers University's coaching clinic. In 2009, he addressed more than 500 Florida high school coaches at the Florida Gators Coaching Clinic. In previous years, Belichick has also addressed high school coaches at USA Football's New England Coaching Camp and has spoken with Alabama high school coaches at the Alabama Coaching Clinic. Coach Belichick was also a keynote speaker at the Frank McGuire Foundation's coaching seminar, addressing 600 New York-area high school coaches.

Coach Belichick has also lent his support to numerous foundations and fundraisers. He participated in the Samsung's Four Seasons of Hope annual fundraising gala, where he introduced longtime friend Jon Bon Jovi to a list of honorees that included Joe Torre, Arnold Palmer, Magic Johnson and Boomer Esiason. The star-studded affair raised over \$500,000 to aid children and families in need. He was honored by Roxbury Comprehensive Community Center (RoxComp) and presented with the "Healthy Living Award." He is also a supporter of Hall of Famer Jim Brown's Ameri-Can Foundation and has made speeches and appearances for Brown's foundation. He also supports Hannah and Friends, a foundation founded by long-time colleague Charlie Weiss to benefit individuals with special needs.

In addition, in 2010 Coach Belichick supported a charity called Friends of Jaclyn, an organization that helps children with cancerous brain tumors be "adopted" by teams of all levels. He served as co-chair of a gala event in Boston that raised awareness for Friends of Jaclyn.

Since becoming Patriots head coach, Coach Belichick has participated in dozens of community events in New England, including the Best Buddies Challenge, the March of Dimes Walk America, the Rodman Ride for Kids, RoxComp's Reading is the Best Medicine Program and the Mayors Cup Regatta on the Charles River to benefit AccesSportAmerica, a charity dedicated to the fitness of children and adults with disabilities. He is a supporter of the Pawtucket Police Athletic League. He has also participated in several events benefiting the Lazarus House, a non-profit charity serving the homeless of Merrimack Valley.

While in Cleveland, the Belichick family launched a charitable foundation benefitting the Zelma George Home, a shelter for homeless women and children. The Belichicks also established an annual scholarship awarded to an Annapolis High School senior for academic and athletic achievement.

## ACADEMICS

Coach Belichick has received prestigious awards from two alma maters: Wesleyan University and Phillips Academy in Andover, Mass. At Wesleyan's commencement in 2002, Coach Belichick received the prestigious

Baldwin Medal, awarded annually by the Wesleyan University Alumni Association. It recognizes outstanding contributions to public interest and to Wesleyan. In 2005, he received a Doctor of Humane Letters degree from Wesleyan. He was inducted into the Wesleyan University Athletic Hall of Fame in 2008. He is proud to remain close to his Phillips Academy roots, where he was bestowed the Distinguished Alumni Award in 1987 and the Distinguished Service Award in 2008. He was also honored at Phillips Academy when the school declared a day in his honor in 2002. Belichick was also among the 2011 inductees for Phillips Andover Academy's Athletics Hall of Honor.

Coach Belichick has enjoyed several annual offseason visits to New England schools to interact with students. Speaking engagements included visits to Southern Connecticut State University, Boston College, Wesleyan, Brown University, Salem State College, Phillips Andover Academy and a panel discussion on sports at the Fenn School's Alumni Dinner. He was a guest speaker at the 2006 NCAA Lacrosse All-American banquet held at the Final Four in Philadelphia and at the 2008 NCAA Lacrosse Championship Banquet at Gillette Stadium. In 2004, he received honorary doctorates at Boston University and the New England Institute of Technology, where he also delivered the commencement address to over 900 graduates. In 2008, he addressed a group of 100 Foxborough-area middle school students and hosted them at a screening of the movie "The Express." Coach Belichick also delivered the commencement address at Suffield Academy in 2011.

## PLAYING

Belichick lettered in football, lacrosse and squash while attending college at Wesleyan University in Middletown, Conn. He earned three letters in football while competing at center and tight end. As a senior, he was named captain of his lacrosse team. He was inducted into the Wesleyan University Athletics Hall of Fame as part of its inaugural class in 2008.

## EDUCATION OF A COACH

In 2005, legendary author and historian David Halberstam wrote *The Education of a Coach*, a book which chronicled Bill Belichick's life and career in football.

## PERSONAL

Bill Belichick was born April 16, 1952 in Nashville, Tenn., and raised in Annapolis, Md. His father, Steve, played fullback for the Detroit Lions in 1941 and coached for 33 years at the Naval Academy. Bill was a standout prep athlete at Annapolis High, where he has since been inducted into the school's Hall of Fame. He attended Phillips Academy in Andover, Mass., before enrolling at Wesleyan, where he earned his bachelor's degree in economics in 1975.

## NEW ENGLAND PATRIOTS WIN 2009-2010 OUTSTANDING OVERALL PLAYER DEVELOPMENT AWARD

After receiving top honors for the team's financial education seminars in three of four years, the NFL Player Development Department awarded the New England Patriots with the 2009-2010 Outstanding Overall Player Development Award. At the annual meetings in March of 2010, awards were given to the NFL Player Development departments in the areas of financial education, continuing education, career development and life skills, with the Outstanding Overall Player Development Award honoring the club that excels in programming in all four areas of player development.

In addition to their financial education, the NFL Player Development Department identified a few of the Patriots' recent initiatives as strengths of the program, including a safe boating program that was designed to raise awareness of risks after the boating tragedy that claimed the lives of two NFL players in the Gulf of Mexico in 2009. The team was also credited with their creative implementation of life skills training sessions. Boston Celtics Head Coach Doc Rivers was a guest speaker at one of the sessions in 2010.



JOSH  
**BOYER**



- ★ 14th Coaching Season
- ★ 8th NFL Season
- ★ 8th Patriots Season

**C O R N E R B A C K S**

### COACHING

Josh Boyer is in his second season as cornerbacks coach on Head Coach Bill Belichick's staff after three seasons as defensive backs coach. Boyer joined the Patriots as a coaching assistant in 2006, serving in that role for three seasons.

Boyer has coached a defensive backfield that helped the Patriots lead the NFL in turnover differential in 2012 and 2010 and finished first in the AFC in 2011.

Under his guidance in 2011, Kyle Arrington, tied for the NFL lead with seven interceptions. The 2011 season was the second consecutive year a Patriots defensive back finished in the top two in the NFL in interceptions. Devin McCourty accomplished the same feat in 2010.

Boyer began his coaching career in 2000 as an assistant coach at King's College (Pa.). He served as a

graduate assistant at the University of Dayton (2001) and Kent State (2002-2003) before becoming defensive backs coach at Bryant University in 2004. In 2005, he served as defensive coordinator for the South Dakota School of Mines and Technology.

### PLAYING

Boyer was a four-year starter at Muskingum College (Ohio) from 1996-99, playing wide receiver for three years before switching to defensive back as a senior. He was named All-Ohio Athletic Conference as a senior defensive back in 1999.

### PERSONAL

Boyer is a native of Heath, Ohio. He was a two-time Academic All-Conference selection at Muskingum. He graduated in 2000 with a degree in physical education and health.

### BOYER'S COACHING CAPSULE

Years	Team	Position
2000	King's College (Pa.)	Assistant
2001	University of Dayton	Graduate Assistant
2002-03	Kent State	Graduate Assistant
2004	Bryant University	Defensive Backs
2005	S.D. School of Mines & Technology	Defensive Coordinator
2006-08	New England Patriots	Coaching Assistant
2009-11	New England Patriots	Defensive Backs
2012-13	New England Patriots	Cornerbacks



MOSES  
**CABRERA**



- ★ 14th Coaching Season
- ★ 3rd NFL Season
- ★ 3rd Patriots Season

**A S S T . S T R E N G T H & C O N D I T I O N I N G**

### COACHING

Moses Cabrera is in his third season as the Patriots assistant strength and conditioning coach, where he assists head strength & conditioning coach Harold Nash in the team's year-round conditioning program. Cabrera was named to the position on March 31, 2011 after one season as an assistant strength coach at the University of Colorado. During his time in Boulder, Cabrera was responsible for the implementation of strength and conditioning programs for the school's football team.

Prior to his season at Colorado, Cabrera spent six years as an assistant strength coach at Fresno

State where he was responsible for the design and implementation of strength and conditioning programs for incoming football players, men's basketball, women's lacrosse and women's soccer.

Cabrera held graduate assistant strength coach positions from 2001-04 at Oral Roberts University, the University of Nebraska at Omaha and Fresno State.

### PERSONAL

Moses Cabrera was born on Aug. 20, 1978 and raised in Deming, N.M. Cabrera graduated from Oral Roberts University in 2000 with a bachelor of science in kinesiology health and exercise science.

### CABRERA'S COACHING CAPSULE

Years	Team	Position
2000-01	Oral Roberts University	Graduate Assistant
2001-02	University of Nebraska at Omaha	Graduate Assistant
2002-03	Fresno State	Graduate Assistant
2004	University of Nebraska at Omaha	Graduate Assistant
2004-09	Fresno State	Assistant Strength Coach
2010	University of Colorado	Assistant Strength Coach
2011-13	New England Patriots	Assistant Strength Coach



BRIAN  
DABOLL



★ 17th Coaching Season  
★ 14th NFL Season  
★ 8th Patriots Season

SUPER BOWLS:  
01 03 04

OFFENSIVE ASSISTANT

## PRONOUNCED DAY-ball

### COACHING

Brian Daboll was named a New England Patriots' offensive coaching assistant for the 2013 season after re-joining the Patriots coaching staff in January of 2013 in the same capacity. The 2013 season will be Daboll's eighth season with the Patriots after serving as wide receivers coach for five previous seasons (2002-06) and as a defensive assistant (2000-01).

Daboll enters his 14th season as an NFL coach in 2013. He was hired back to New England after serving as the offensive coordinator for the Kansas City Chiefs in 2012.

Daboll joined Kansas City after spending one season as the offensive coordinator with the Miami Dolphins. While at Miami, the Dolphins offense had both a 1,000-yard rusher and a 1,000-yard receiver for the first time in franchise history. RB Reggie Bush picked up 1,086 yards on 216 carries and had five 100-yard rushing performances. WR Brandon Marshall caught a team-high 81 passes for 1,214 yards and recorded five 100-yard receiving games en route to a Pro Bowl appearance for the AFC squad.

Prior to joining the Dolphins, Daboll spent two seasons (2009-10) with the Cleveland Browns as offensive coordinator. The Browns' offense saw dramatic improvement in the second half of the season in Daboll's first year. Cleveland saw increased production in points scored (11.1 more points per game), red zone efficiency (20.8%), third-down efficiency (14.7%), turnovers (1.9 fewer per game) and time of possession (3:21 more per game) over the final eight games.

Before Cleveland, Daboll spent two seasons (2007-08) with the New York Jets as the quarterbacks coach. While with the Jets, he helped QB Brett Favre pick up the Jets offense after the quarterback came out of retirement. In his one season under Daboll, Favre captured a Pro Bowl berth for the AFC squad and had the second-highest completion percentage of his career and fifth-best completion percentage in the NFL (65.7).

Daboll spent seven seasons (2000-06) as an assistant coach with the New England Patriots, first as a defensive assistant (2000-01) before taking over as wide receivers coach (2002-06) and helped the team to three Super Bowl titles. During his tenure in New England, he helped WR Deion Branch earn Super Bowl XXXIX MVP honors in the Patriots' win against Philadelphia following the 2004 season. Branch became the first wide receiver to win the honor since San Francisco's Jerry Rice in Super Bowl XXIII after the 1988 season.

Prior to entering the NFL ranks, Daboll spent one year (1997) as a volunteer assistant at the College of William & Mary before serving two seasons (1998-99) as a graduate assistant at Michigan State University.

### PLAYING

Daboll started for two seasons as a safety at the University of Rochester. As a senior, he once recorded three interceptions in a game.

### PERSONAL

A 1997 graduate of the University of Rochester, the Buffalo native is married to wife, Beth with children, Christian, Haven, Marky and Aiden. Daboll also went to St. Francis High School in Buffalo with Jacksonville Jaguars GM Dave Caldwell, San Diego Chargers GM Tom Telesco and Brian Polian, head coach at the University of Nevada.

## DABOLL'S COACHING CAPSULE

Years	Team	Position
1997	William & Mary	Volunteer Assistant
1998-99	Michigan State	Graduate Assistant
2000-01	New England Patriots	Defensive Assistant
2002-06	New England Patriots	Wide Receivers
2007-08	New York Jets	Quarterbacks
2009-10	Cleveland Browns	Offensive Coordinator
2011	Miami Dolphins	Offensive Coordinator
2012	Kansas City Chiefs	Offensive Coordinator
2013	New England Patriots	Offensive Coaching Assistant





# IVAN FEARS



★ 38th Coaching Season  
★ 23rd NFL Season  
★ 17th Patriots Season

SUPER BOWLS:  
01 03 04

## R U N N I N G B A C K S

### COACHING

Ivan Fears, a 37-year coaching veteran, is in his 23rd season in the NFL and his 17th with the New England Patriots in 2013. He returned to New England in 1999 after beginning his career with New England in 1991. Since returning, he has enjoyed 10 division championships, five conference titles and three Super Bowl championships. He is in his 12th season as running backs coach, after having coached New England's wide receivers from 1999-2001 and previously from 1991-92.

Under Fears' guidance since 2002, the Patriots running backs have helped the team finish in the top 10 in offense eight times in the last nine seasons: 2012 (1), 2011 (2), 2010 (8), 2009 (3), 2008 (5), 2007 (1), 2005 (7) and 2004 (7). Fears has also coached three 1,000 yard rushers from his current post: Corey Dillon (franchise record of 1,625) in 2004, BenJarvus Green-Ellis (1,008) in 2010 and Stevan Ridley (1,263) in 2012.

Fears' other notable accomplishments with Patriots running backs include Danny Woodhead setting a franchise mark with 5.6 yards per carry (minimum 90 attempts) in 2010, topping Don Calhoun's previous team mark of 5.59 set in 1976.

In 2008, the Patriots had their best rushing season in more than 20 years, averaging 4.4 yards per carry and totaling 2,278 yards and 21 rushing touchdowns. Fears' running backs also helped to consistently sustain drives, as the Patriots led the league in rushing first downs (145) and in drives of 10 plays or longer (38). Sammy Morris set a career high with 727 rushing yards, and Kevin Faulk accounted for 993 total yards from scrimmage.

In 2004, the Patriots enjoyed one of the finest rushing seasons in franchise history as the team averaged 4.07 yards per carry, the most since 1985 (4.13-yard avg.). Dillon set the team's single-season rushing record with 1,635 yards and led the NFL with an average of 109.0 yards per game in which he appeared.

Fears took on running backs duties in 2002, and in his first season the position produced 1,508 yards rushing – the second highest total by the Patriots since 1996.

As receivers coach in 2001, Fears helped both Troy Brown and David Patten produce career years. Brown established a franchise record with 101 receptions for a career-high 1,199 yards and earned his first trip to the Pro Bowl. It was Brown's first 1,000-yard season. Patten, who

entered the season with just 71 career receptions in four seasons, claimed the starting role opposite Brown and was credited with 51 receptions for 749 yards and four touchdowns.

Fears originally joined the professional coaching ranks as the receivers coach on Dick MacPherson's staff with the Patriots in 1991. After two seasons in New England, he accepted a position with the Bears in Chicago, where he coached the receivers for six seasons (1993-98) before returning to New England in 1999.

In 1991, his receiving corps featured Irving Fryar, Greg McMurtry and Michael Timpson. That year, Fryar turned in the first 1,000-yard season of his career, finishing with 1,014 yards on 68 receptions (14.9 avg.).

In 1993, he joined the Chicago Bears and inherited the team's first-round selection, Curtis Conway. In 1994, the Bears added Jeff Graham, a reserve receiver from the Steelers, and Fears helped develop the two into one of the premier receiving tandems in the league over a two-year span. In his first year with the Bears, Graham started 15 games and led the team with 68 receptions for 944 yards. In 1995, Conway and Graham became the first receiving tandem in franchise history to each record over 1,000 yards receiving in a single season. In 1996, Conway produced a career-high 81 receptions for 1,049 yards and became the first Bear in franchise history to record back-to-back 1,000-yard seasons.

Fears began his coaching career as a graduate assistant at William & Mary in 1976. In 1977, he drew his first positional responsibilities coaching receivers. His next two seasons (1978-79), he coached quarterbacks before accepting the role as receivers coach at Syracuse in 1980, a position he held for the next 10 seasons.

### PLAYING

A three-year letterman as a running back at William & Mary (1973-75), his playing career was cut short after undergoing three knee operations during his collegiate career.

### PERSONAL

Ivan Fears was born Nov. 15, 1954 in Portsmouth, Va. He grew up in Suffolk, Va., where he starred at John Yates High and was twice named the school's Outstanding Player of the Year. He also earned all-state honors as a senior. Ivan and his wife, Beverly, have three children, Joshua, Aaron and Kimberly.

### FEARS' COACHING CAPSULE

Years	Team	Position
1976	William & Mary	Graduate Assistant
1977	William & Mary	Receivers
1978-79	William & Mary	Quarterbacks
1980-90	Syracuse	Receivers
1991-92	New England Patriots	Receivers
1993-98	Chicago Bears	Receivers
1999-01	New England Patriots	Receivers
2002-13	New England Patriots	Running Backs



BRIAN  
FLORES



- ★ 6th Coaching Season
- ★ 10th NFL Season
- ★ 10th Patriots Season

SUPER BOWLS:  
04

SAFETIES

## COACHING

Brian Flores is enjoying his second season as safeties coach and his sixth coaching season in 2013. Flores spent the 2011 season as a defensive assistant and 2010 as an offensive assistant/special teams coach. Flores joined the Patriots coaching staff as a coaching assistant in 2008 after four seasons with the Patriots personnel department. He joined the organization in 2004 as a scouting assistant and was assigned pro scouting duties prior to the 2006 season.

## PLAYING

Flores joined the Patriots upon his graduation from Boston College, where he was a three-year letter winner

and a two-year starter at linebacker. He was a part of four bowl-winning teams with the Eagles and was a member of the 2003 Big East All-Academic Team.

## PERSONAL

A native of Brooklyn, N.Y., Flores attended Poly Prep in Brooklyn, where he was a running back and linebacker. He holds a bachelors degree in English and a master's degree in administrative studies from Boston College.

Flores and his wife Jennifer, a Spanish teacher at North Attleboro Middle School, were married in 2009 and have a son, Miles Francisco Flores. He was born Feb. 24, 1981, in Brooklyn, N.Y.

### FLORES' COACHING CAPSULE

Years	Team	Position
2008-09	New England Patriots	Coaching Assistant
2010	New England Patriots	Offensive Assistant/Special Teams
2011	New England Patriots	Defensive Assistant
2012-13	New England Patriots	Safeties



GEORGE  
GODSEY



- ★ 10th Coaching Season
- ★ 3rd NFL Season
- ★ 3rd Patriots Season

TIGHT ENDS

## COACHING

George Godsey enters 2013 in his second season as tight ends coach. Godsey was originally added to Head Coach Bill Belichick's staff as an offensive assistant on Feb. 17, 2011.

Godsey previously spent seven seasons (2004-2010) at the University of Central Florida. He was the running backs coach in 2009 and 2010 and the quarterbacks coach from 2005-08 after originally joining the staff as a graduate assistant in 2004.

## PLAYING

Godsey played quarterback at Georgia Tech from 1998 through 2001 where he set the record for career completion percentage (63.3) and ranks second in

career pass efficiency rating (143.64). During his senior season at Georgia Tech in 2001, Godsey was coached by former Patriots offensive coordinator/quarterbacks coach Bill O'Brien, who held the same position at Georgia Tech. He later spent one season in the Arena Football League with the Tampa Bay Storm and was part of the 2003 team that won the Arena Bowl title.

## PERSONAL

A native of Tampa, Fla., Godsey was born on Jan. 1, 1979 and hails from a strong football family. His father played football for Bear Bryant at Alabama, older brother played at the Air Force Academy and younger brother suited up at both quarterback and tight end for Notre Dame.

### GODSEY'S COACHING CAPSULE

Years	Team	Position
2004	University of Central Florida	Graduate Assistant
2005-08	University of Central Florida	Quarterbacks
2009-10	University of Central Florida	Running Backs
2011	New England Patriots	Offensive Assistant
2012-13	New England Patriots	Tight Ends



PATRICK  
GRAHAM



DEFENSIVE LINE

- ★ 12th Coaching Season
- ★ 5th NFL Season
- ★ 5th Patriots Season

### COACHING

Patrick Graham enters his second season as defensive line coach in the 2013 season after coaching linebackers in 2011.

In Graham's two seasons as a defensive positional coach, the Patriots defense has helped the club lead the NFL in turnover differential in 2012 and 2010 and finish first in the AFC in 2011.

Graham was a defensive assistant coach for the 2010 season and was a coaching assistant 2009. Graham joined the Patriots after two seasons as a graduate assistant at Notre Dame (2007-08), where he worked with the defense. He previously spent three seasons coaching at Richmond; one as assistant defensive line coach (2004) and two as tight ends coach (2005-06). Prior to coaching at Richmond, Graham spent two seasons

as a graduate assistant at Wagner College (2002-03).

### PLAYING

Graham played on the defensive line at Yale, seeing playing time as a junior and senior.

### PERSONAL

He earned a bachelor's degree in sociology from Yale in 2001 and had a concentration of studies in economics and African American studies. A decorated student-athlete and Yale Merit Scholar, Graham earned the Jackie Robinson scholarship, Yale University Scholarship, Yankee Gas Scholarship and the State Heisman Trophy.

Graham is married to Pamela, and was born Jan. 24, 1979 in Des Plaines, Ill.

### GRAHAM'S COACHING CAPSULE

Years	Team	Position
2002-03	Wagner	Graduate Assistant
2004	Richmond	Defensive Line
2005-06	Richmond	Tight Ends
2007-08	Notre Dame	Graduate Assistant
2009	New England Patriots	Coaching Assistant
2010	New England Patriots	Defensive Assistant Coach
2011	New England Patriots	Linebackers
2012-13	New England Patriots	Defensive Line



PEPPER  
JOHNSON



LINEBACKERS

- ★ 14th Coaching Season
- ★ 27th NFL Season
- ★ 14th Patriots Season

SUPER BOWLS:  
86 90 01 03 04

### COACHING

Pepper Johnson is enjoying his 27th season in the NFL, including his 14th season on Bill Belichick's coaching staff. Johnson has been a part of five Super Bowl championship teams, earning a pair of rings during his illustrious 13-year playing career and also contributing to three championship teams as a Patriots assistant coach. All five of his championship rings have been earned while teamed with Coach Belichick.

In 2012, Johnson returned to coaching the Patriots linebackers. Under his tutelage, Jerod Mayo and Brandon Spikes finished as the top two tacklers on the team. It was the first season since 2009 that the team's top-two tacklers emerged from the same position. Johnson previously coached the inside linebackers from 2001-03 followed by eight seasons mentoring the defensive line. He began his coaching career with New England in 2000 as assistant linebackers coach.

In Johnson's 13 seasons on the Patriots defensive coaching staff, New England has finished in the top 10

in fewest points allowed per game nine times.

Johnson originally joined Coach Belichick's staff as part of the NFL's summer coaching fellowship in the summer of 2000. He spent the season with the Patriots as a defensive assistant, working primarily with the linebackers. In 2001, he joined the staff as the inside linebackers coach, the same position at which he excelled for 13 NFL seasons. After injuries sidelined Ted Johnson and Bryan Cox in 2001, Bruschi made the transition from outside to inside linebacker and helped fuel the Patriots defense through a season-ending win streak that culminated with a Super Bowl title. In 2002, linebackers Roman Phifer and Ted Johnson finished first and second in tackles with 109 and 96 tackles, respectively. It was the first time two linebackers led the Patriots in tackles since 1994.

### PLAYING

Johnson started 158-of-193 regular season games and played for four different teams during his 13-year NFL career from 1986-98. The two-time Pro Bowl



performer won Super Bowl titles as a member of the New York Giants in 1986 and again in 1990. His presence helped form one of the most dominant defensive units in the history of the game. In 13 seasons, he totaled over 1,200 tackles, leading his team in tackles six different times. He also notched 25 ½ sacks, forced 12 fumbles, recovering eight, and intercepted 14 passes, including two that he returned for touchdowns. In a game against the Tampa Bay Buccaneers in 1991, he set a Giants record with 4 ½ sacks. He played seven seasons with the Giants (1986-92) before joining the Cleveland Browns in 1993. In 1994, he recorded a career-high with 207 tackles for the Browns. Johnson was a team captain in Cleveland for two seasons in 1994 and 1995. He signed with the Detroit Lions for one season in 1996 and was second on the team in tackles before being reunited with Bill Belichick in New York when he signed with the Jets in 1997. He played two seasons with the Jets before retiring in 1999. In his first season with the Jets, he was voted team captain before the start of the regular season. A midseason injury vs. New England (10/19/97) sidelined him for the remainder of the season, but he returned as team captain and started every game for the Jets in 1998 and finished second on the team in tackles. Prior to his injury, he had not missed a game or a practice in 11-plus NFL seasons.

A two-time co-captain and defensive MVP at Ohio State, Johnson was drafted by the New York Giants in the second round of the 1986 NFL Draft after an All-

American campaign as a senior for the Buckeyes in 1985.

## PERSONAL

Thomas "Pepper" Johnson was born July 29, 1964 in Detroit, Mich. He was nicknamed "Pepper" by an aunt who observed his ritual of sprinkling pepper on his breakfast cereal as a youngster. After an all-star prep career at MacKenzie High in Detroit, Johnson was named to Michigan's all-decade team for the 1980s. Johnson became a scholar-athlete at Ohio State, where he majored in counseling and physical education. In 1999, his alma mater named him to the school's all-century team. In 2001, he was inducted into the Ohio State Hall of Fame. He formed Pepper Johnson Enterprises, a non-profit community organization that operates in Detroit to support youth and anti-crime programs. Johnson's many philanthropic endeavors have earned him honors for his work with Special Olympics, the March of Dimes, the Make-a-Wish Foundation, Children's Leukemia Foundation and Pepper Johnson's Youth Foundation. He is also a supporter of the Michael Landon Foundation, the Carol M. Baldwin Breast Cancer Research Foundation, Dylan MalaMala Cystic Fibrosis Foundation and the Trey Whitfield Foundation. While in New York, he sponsored a charity golf tournament on Long Island to benefit a home for babies born to drug-addicted mothers. Johnson has a son, Dionte, and a daughter, Aanjeya.

## JOHNSON'S COACHING CAPSULE

Years	Team	Position
2000	New England Patriots	Asst. Linebackers
2001-03	New England Patriots	Inside Linebackers
2004-11	New England Patriots	Defensive Line
2012-13	New England Patriots	Linebackers



JOE  
JUDGE



- ★ 9th Coaching Season
- ★ 2nd NFL Season
- ★ 2nd Patriots Season

ASSISTANT SPECIAL TEAMS

## COACHING

Joe Judge was named assistant special teams coach on May 10, 2012. Judge came to the Patriots after a three-year stint at the University of Alabama as a football analyst under coach Nick Saban. While on the Alabama staff, Judge was a member of two National Championship teams in 2009 and 2011 and assisted with the special teams units. With Judge's assistance, Alabama ranked in the top 20 nationally in both punt and kickoff returns in each of his three seasons. While at Alabama, Judge's special teams units were honored with a First-Team All American kicker and Groza Award finalist (Leigh Tiffin, 2009), a First-Team All American return specialist (Javer Arenas, 2009), an SEC All-Freshman team punter (Cody Mandell, 2010) and a returner who finished his career ranked second in all-time in NCAA return yards (Javier Arenas).

Prior to going to Alabama, Judge spent a season at Birmingham-Southern where he served as special teams/linebackers coach in 2008. He began his coaching career at Mississippi State as a graduate assistant under Sylvester Croom from 2005 through the 2007 season.

While at Mississippi State, Judge tutored a freshman All-SEC punter, five All-SEC linebackers, and a returner who finished as the SEC leader in career return yards and the all-time SEC leader in kickoff return yards.

## PLAYING

Judge played for Mississippi State from 2000-04, earning three letters while playing several positions. He served as special team's captain and was also named to the SEC Academic Honor Roll and made the Dean's List.


## PERSONAL

Judge played quarterback and strong safety during a four-year high school career at Landsdale (Pa.) Catholic High School. He was named All Area as a junior and senior.

He was born on December 31, 1981 in Philadelphia, Pa. His father, Joseph, played football at Temple and professionally with the Hamilton Tigercats of the CFL. He is currently working on his PhD in education. Judge's wife, Amber, was an All-SEC soccer player at Mississippi State and they have three children together - Sean, Michael and Emma Riley. They are expecting their fourth child in August.

## JUDGE'S COACHING CAPSULE

Years	Team	Position
2005-07	Mississippi State	Graduate Assistant
2008	Birmingham-Southern	Linebackers
2009-11	Alabama	Football Analyst/Special Teams Assistant
2012-13	New England Patriots	Assistant Special Teams



JOSH  
**MCDANIELS**



★ 14th Coaching Season  
★ 13th NFL Season  
★ 10th Patriots Season

SUPER BOWLS  
01 03 04

OFFENSIVE COORDINATOR / QUARTERBACKS

## COACHING

Josh McDaniels was named New England Patriots offensive coordinator/quarterbacks coach for the 2012 season after he re-joined the Patriots coaching staff in January 2012 as an offensive assistant. The 2013 season will be McDaniels' 10th season with the Patriots and his fifth as the team's offensive coordinator.

McDaniels left the Patriots to become the head coach at Denver in 2009 and in 2011, McDaniels moved onto St. Louis to become the offensive coordinator for the St. Louis Rams. Under McDaniels' guidance that season, Rams RB Steven Jackson eclipsed the 1,000-yard mark for the seventh consecutive season despite running behind an offensive line that started eight different combinations over the course of the season.

McDaniels spent the 2009-10 seasons as the head coach of the Denver Broncos after serving as an assistant with the Patriots from 2001-08. While in New England, McDaniels played a key role on a staff that won three Super Bowl titles and four AFC championships with the organization.

He was a personnel assistant on the 2001 team that defeated the Rams in Super Bowl XXXVI, served as a defensive assistant on the 2003 club that won Super Bowl XXXVIII and was promoted to quarterbacks coach in 2004, a season that culminated with a victory over the Eagles in Super Bowl XXXIX.

During McDaniels' first season in Denver, QB Kyle Orton set career highs for pass attempts, completions, passing yards, touchdown passes and passer rating while tying his career low for interceptions. Orton's 3,802 yards were the sixth highest for a season in Broncos history. In 2010, the Broncos ranked seventh in the NFL in passing yards per game and finished 13th in total yards per game. WR Brandon Lloyd led the NFL in receiving yards with 1,448 and finished second in the AFC with 11 touchdown catches en route to his first Pro Bowl invitation.

In addition to his role with Patriots quarterbacks, McDaniels added the title of offensive coordinator in 2006. In his second season as New England's offensive play

caller, McDaniels oversaw a unit that broke several NFL records, including points scored, touchdowns scored and most players scoring a touchdown.

Under McDaniels' tutelage, 2007 NFL MVP Tom Brady broke the NFL record for touchdown passes in a season (50) and led the league in both passing yards (4,806) and passer rating (117.2). Brady also set franchise marks in nearly every major passing category, while WR Wes Welker set the franchise record for receptions in a season (112) and WR Randy Moss broke the NFL record for touchdown receptions with 23. The Patriots offense also posted the franchise's highest average yards per rush in 22 seasons with 4.1 yards per carry and the team's 17 rushing touchdowns were the second highest total in the previous 20 years.

Entering 2013, Brady has been elected to four Pro Bowls during his six seasons with McDaniels serving as his position coach. After Brady suffered a season-ending knee injury in the 2008 regular-season opener, another McDaniels protégé, Matt Cassel, led the club to a 10-5 record as a starter. In his first season as an NFL starter, Cassel posted the third-best completion percentage in Patriots history (63.4) while passing for 3,693 yards with 21 touchdowns and 11 interceptions.

Prior to joining Bill Belichick's staff, McDaniels spent one season as a graduate assistant under Nick Saban at Michigan State.

## PLAYING

McDaniels attended John Carroll University, where he played quarterback and wide receiver for the Blue Streaks from 1995-98. McDaniels was a college teammate of current Redskins linebacker London Fletcher and Patriots Director of Player Personnel Nick Caserio.

## PERSONAL

A native of Canton, Ohio, McDaniels is the son of one of the most well-respected high school coaches in the country. Thom McDaniels was a finalist for the NFL High School Coach of the Year award in 2012, and Josh benefitted from growing up in a football family.

Josh and his wife, Laura, have four children.

## MCDANIELS' COACHING CAPSULE

Years	Team	Position
1999	Michigan State	Graduate Assistant
2001	New England Patriots	Personnel Assistant/Coaches Assistant
2002-03	New England Patriots	Coaching Assistant
2004-05	New England Patriots	Quarterbacks
2006-08	New England Patriots	Offensive Coordinator/Quarterbacks
2009-10	Denver Broncos	Head Coach
2011	St. Louis Rams	Offensive Coordinator/Quarterbacks
2012-13	New England Patriots	Offensive Coordinator/Quarterbacks



# HAROLD NASH

HEAD STRENGTH & CONDITIONING



- ★ 9th Coaching Season
- ★ 9th NFL Season
- ★ 9th Patriots Season

## COACHING

Harold Nash enters his third season as head strength and conditioning coach for the 2013 season. His first six seasons (2005-10) on Head Coach Bill Belichick's staff were as assistant strength and conditioning coach.

Nash's responsibilities with the Patriots include implementing the team's year-round conditioning program. Nash also assisted in coordinating the Patriots' player development programs from 2005-10. After receiving top honors for the teams financial education program three times, Nash and the Patriots Player Development program were awarded the 2009-10 Outstanding Overall Player Development Award.

Nash is in his ninth season as a full-time coach following an all-star career as a defensive back in the Canadian Football League and is a veteran of 13 seasons of mentoring young athletes. Beginning in 1994 and continuing throughout his CFL tenure, Nash served as an assistant to highly-regarded speed coach Tom Shaw, assisting over 30 college defensive backs in their preparations for the NFL Draft. Starting in 2000, he also worked with the Nike Football Group to teach speed, agility and quickness to some of the nation's top college prospects.

## PLAYING

Nash was a defensive back in the Canadian Football

League for 11 seasons from 1994-2004. He was a three-time all-star and recorded a total of 367 tackles and 24 interceptions while playing for the Shreveport Pirates (1994-95), Montreal Alouettes (1996-99), Winnipeg Blue Bombers (1999-2003) and Edmonton Eskimos (2004). Nash is Winnipeg's all-time leader in pass knockdowns and was selected to the West All-Star squad while playing with the Blue Bombers in 2000 and 2001. He also earned the nod as a CFL All-Star in 2001 and earned East All-Star recognition in 1997 while playing for Montreal.

Nash attended the University of Southwestern Louisiana (now Louisiana-Lafayette), where he joined the team as a walk-on and played defensive back for four seasons. He was voted a permanent team captain by his peers in recognition of his leadership, and earned the Cajun Spring Training Award from the coaching staff in recognition of his work ethic. Following his college career, Nash signed with the New York Giants as an undrafted free agent and was a member of the team during training camp in 1993.

## PERSONAL

Harold Nash, Jr. was born on May 5, 1970, in New Orleans, La. He earned a bachelor of science degree in humanities from the Southwestern Louisiana. Nash and his wife, Dwan, have a son, Harold Nash III.

## NASH'S COACHING CAPSULE

Years	Team	Position
2005-10	New England Patriots	Asst. Strength and Conditioning
2011-13	New England Patriots	Head Strength and Conditioning



# SCOTT O'BRIEN

SPECIAL TEAMS



- ★ 32nd Coaching Season
- ★ 23rd NFL Season
- ★ 5th Patriots Season

## COACHING

Scott O'Brien was hired as the Patriots' special teams coach on Feb. 3, 2009 and is in his 23rd NFL season in 2013. Prior to joining the Patriots, he spent two seasons as the Denver Broncos' special teams coordinator. He served as the special teams coach on Head Coach Bill Belichick's staff with the Cleveland Browns from 1991-95. O'Brien was named the NFL Special Teams Coach of the Year by his peers in 1994.

O'Brien has previously served as special teams coach for four NFL teams – Cleveland (1991-95), Baltimore (1996-98), Carolina (1999-2004) and Denver (2007-08). Additionally, he took on added responsibilities as Carolina's assistant head coach for his six-year tenure

with the Panthers and also spent two seasons (2005-06) with the Miami Dolphins as coordinator of football operations/assistant to the head coach on Nick Saban's staff.

Under O'Brien's tutelage, Matthew Slater has earned two consecutive Pro Bowl invitations as a special teamer in 2011 and 2012. Entering 2013, punt returner Julian Edelman is three punts shy of qualifying for the all-time NFL lead in punt return average (13.1).

In 20 seasons as an NFL special teams coach, O'Brien's units have produced 38 special teams touchdowns – including 21 punt returns for touchdowns, 12 kickoff returns for touchdowns, two blocked field goals for a touchdown one fake field goal for a touchdown, one



blocked punt for a touchdown and one kickoff fumble return for a touchdown. Of the 12 NFL players that have returned two punts for a touchdown in the same game, three have done so under the guidance of Scott O'Brien: Eric Metcalf with Cleveland in 1993, Jermaine Lewis with Baltimore in 1997 and Steve Smith with Carolina in 2002.

While there have been 12 teams that have had at least two kickoff returns for a touchdown in the same game, there has been only one time in NFL history that two different players have returned kickoffs for a touchdown in the same game since the 1970 merger. That accomplishment occurred under O'Brien in Baltimore during the 1998 season when Patrick Johnson and Corey Harris returned consecutive kickoffs for a touchdown vs. Minnesota on Dec. 13. It is also the only time since the merger that two different players have returned consecutive kicks for a touchdown.

Over six seasons from 1999-2004, O'Brien served as the Carolina Panthers' assistant head coach/special teams, presiding over a unit that produced 11 special teams touchdowns during that period while allowing the lowest opponent kickoff return average (19.8) over that span. During O'Brien's tenure in Carolina, the Panthers had a league-high six kickoffs returned for touchdowns and were one of only two NFL teams to not allow a kickoff return for a touchdown over that span.

O'Brien began his NFL coaching career when Belichick hired him to coach the Cleveland Browns' special teams in 1991. During O'Brien's five seasons with the Browns (1991-95), Cleveland tied for the NFL lead with eight

special teams touchdowns while also becoming the only NFL team to not allow a special teams score over that span. Under O'Brien's tutelage, Cleveland punt returner Eric Metcalf earned Pro Bowl honors in 1993 and 1994 while leading the NFL with four punt returns for touchdowns over those two seasons.

When the Browns franchise moved to Baltimore and became the Ravens in 1996, O'Brien remained with the club and served for three more seasons (1996-98) as special teams coach. Baltimore had six special teams touchdowns in those three seasons, including four on punt returns.

O'Brien coached for 11 seasons in the college ranks before entering the NFL. He got his start in coaching at his alma mater, working as an assistant coach at Wisconsin-Superior from 1980-82. He went on to coach linebackers and special teams at UNLV (1983-85) and Rice (1986), and also served a four-year stint (1987-90) as the special teams coach at Pittsburgh before entering the NFL in 1991.

#### PLAYING


O'Brien played linebacker at Wisconsin-Superior and following his collegiate career he was signed to contracts by the Green Bay Packers and the Toronto Argonauts of the Canadian Football League.

#### PERSONAL

O'Brien was born on June 25, 1957 in Superior, Wisc. He is married to the former Shawn Kinney, who earned her doctorate degree in psychology from Pittsburgh.

### O'BRIEN'S COACHING CAPSULE

Years	Team	Position
1980-82	Wisconsin-Superior	Assistant Coach
1983-85	Nevada-Las Vegas	Linebackers/Special Teams
1986	Rice University	Linebackers/Special Teams
1987-90	University of Pittsburgh	Special Teams
1991-95	Cleveland Browns	Special Teams
1996-98	Baltimore Ravens	Special Teams
1999-04	Carolina Panthers	Asst. Head Coach/Special Teams
2005-06	Miami Dolphins	Coordinator of Football Ops/Assistant to the Head Coach
2007-08	Denver Broncos	Special Teams Coordinator
2009-13	New England Patriots	Special Teams



CHAD  
O'SHEA



- ★ 18th Coaching Season
- ★ 11th NFL Season
- ★ 5th Patriots Season

W I D E R E C E I V E R S

#### COACHING

Chad O'Shea was hired as the Patriots' receivers coach on Feb. 25, 2009. He is entering his 18th coaching season and his 11th NFL season.

The Patriots wide receivers have set franchise and NFL records under O'Shea's tutelage. In 2012, Wes Welker became the Patriots' all-time leader in receptions and became the first player in NFL history with five 100-catch seasons. In 2011, Welker set a franchise record with 1,569 receiving yards and became the second player in NFL history to record a second 120-catch season. Patriots' receivers also aided Tom Brady to the second-most passing yards (5,235) in a single season in NFL history.

O'Shea joined the Patriots in 2009 after spending three seasons as offensive assistant/wide receivers

coach for the Minnesota Vikings (2006-08), assisting Minnesota's offensive coordinator and the Vikings' wide receivers coach. In 2008, Minnesota wide receiver Bernard Berrian ranked second in the NFL with an average of 20.8 yards per catch and the Vikings offense led the NFL with 13 touchdown receptions of 20 yards or longer. In 2007, the Vikings offense tied a team record with 19 plays of 50 yards or longer.

O'Shea's first NFL experience came with the Kansas City Chiefs, where he served as a volunteer special teams assistant in 2003 and assisted with special teams and linebackers for two seasons from 2004-05. In 2003, Kansas City had an NFL-best four special teams touchdowns while leading the NFL in both kick return and punt return average. The following season, the Chiefs set a team record for kick return yards (1,820) as Dante Hall returned two kickoffs for

touchdowns.

Prior to entering the NFL, O'Shea spent seven years coaching in the college ranks at his alma mater, the University of Houston (1996-99), and Southern Mississippi (2000-02). After graduation, he was a graduate assistant at Houston in 1996 and was hired as Houston's wide receivers coach in 1997. He took over as TE/special teams coach in 1998 and added the title of recruiting coordinator in 1999. In 2000, he began a three-year stint as Southern Mississippi's special teams coach and recruiting coordinator. During his time with the Eagles, his units blocked 21 kicks.

## PLAYING


O'Shea played quarterback at Marshall University for two seasons (1991-92) before finishing his playing career at Houston (1994-95). He was team captain his senior season at Houston.

## PERSONAL

Chad O'Shea was born on Dec. 18, 1972 in Houston. His father, Mike, served as a longtime athletic trainer in the collegiate and NFL ranks, including a stint with the Baltimore Colts. O'Shea received his bachelor's degree in psychology in 1995 from Houston. Chad and his wife, Melissa, have two daughters, Claire and Grace, and a son, Mick.

### O'SHEA'S COACHING CAPSULE

Years	Team	Position
1996	University of Houston	Graduate Assistant
1997	University of Houston	Wide Receivers
1998	University of Houston	Tight Ends/Special Teams
1999	University of Houston	Tight Ends/Special Teams/Recruiting Coordinator
2000-02	Southern Mississippi	Special Teams/Recruiting Coordinator
2003	Kansas City Chiefs	Volunteer/Assistant Special Teams
2004-05	Kansas City Chiefs	Assistant Special Teams/Linebackers
2006-08	Minnesota Vikings	Offensive Assistant/Wide Receivers
2009-13	New England Patriots	Wide Receivers



MATT  
PATRICIA

DEFENSIVE COORDINATOR



★ 16th Coaching Season  
★ 10th NFL Season  
★ 10th Patriots Season

SUPER BOWLS:  
04

## COACHING

Matt Patricia enters his second season as defensive coordinator and 10th year coaching in the NFL after being named defensive coordinator on May 10, 2012. Patricia spent five seasons as the Patriots' linebackers coach and one season coaching the safeties. Since moving to coach the Patriots on defense in 2006, the team has finished in the top-10 in fewest points allowed in six of his seven seasons coaching on defense. Patricia has also helped the Patriots lead the NFL in turnover differential in 2012 (+25) and 2010 (+28) and finished first in the AFC in 2011 (+17). The plus-28 turnover differential in 2010 is tied with the 2011 San Francisco 49ers for second highest single-season differential in the NFL since 1970.

Patricia joined the Patriots in 2004 as a coaching assistant and enjoyed immediate success, by helping coach the Patriots to a victory in Super Bowl XXXIX. The following season, in 2005, Patricia aided Dante Scarnecchia as assistant offensive line coach in a season which the injury-riddled running back corps combined to rush for 1,388 yards on 395 carries.

Prior to joining the Patriots, Patricia spent six seasons in the college ranks. Immediately preceding his move to the NFL, he was an offensive graduate assistant at Syracuse for three

seasons. Prior to joining the Orange, he spent two seasons (1999-2000) as the defensive line coach at Amherst College. Patricia worked as an aeronautical engineer for two years before returning to coaching at Amherst in 1999. Patricia's first coaching experience came in 1996, when he served as a graduate assistant at his alma mater, Rensselaer Polytechnic Institute.

## PLAYING

Patricia was a standout offensive lineman at R.P.I., playing both center and guard. He helped his senior class to an overall record of 31-8 and the Engineers won three ECAC Championships during his collegiate career.

## PERSONAL

Matt Patricia was born on Sept. 13, 1974 and was raised in Sherrill, N.Y. He attended Vernon-Vernon-Sherrill Central School, where he lettered in football and wrestling. He earned his bachelor's degree in aeronautical engineering from R.P.I. and later earned a master's degree in education from the University of Massachusetts. Matt and his wife, Raina, were married in the summer of 2009 and have a son, Dominic.

### PATRICIA'S COACHING CAPSULE

Years	Team	Position
1996	R.P.I.	Graduate Assistant
1999-00	Amherst	Defensive Line
2001-03	Syracuse	Graduate Assistant
2004	New England Patriots	Coaching Assistant
2005	New England Patriots	Assistant Offensive Line
2006-10	New England Patriots	Linebackers
2011	New England Patriots	Safeties
2012-13	New England Patriots	Defensive Coordinator



# DANTE SCARNECCHIA

ASST. HEAD COACH / OFFENSIVE LINE

★ 44th Coaching Season  
★ 32nd NFL Season  
★ 30th Patriots Season

SUPER BOWLS:

01 03 04

## COACHING

Dante Scarnecchia is a 44-year coaching veteran who is enjoying his 32nd season as an NFL assistant. He owns the longest coaching tenure in Patriots history, now entering his 30th season on the Patriots sidelines and is the longest current tenured NFL coach. The last NFL coach to garner at least 30 seasons with one team was Dick Hoak, who spent an NFL-record 35 seasons as an assistant with Pittsburgh. Since joining the NFL in 1982, he has spent all but two seasons (1989-90) with the Patriots.

Scarnecchia has the distinction of being the only coach in franchise history to be a member of all seven Super Bowl teams. He has been on the Patriots coaching staff during 17 of the franchise's 20 playoff seasons and has coached in 36 of the 40 playoff games in team history.

For the 15th consecutive season, Scarnecchia's primary responsibility will be the offensive line, a position he has coached for 28 of his 44 seasons in the profession. Bill Belichick named Scarnecchia the Patriots assistant head coach/offensive line coach on Feb. 1, 2000.

Throughout Scarnecchia's tenure as offensive line coach, the offense has flourished, finishing near the top of the major statistical categories nearly every season.

One of Scarnecchia's major coaching accomplishments came in 2009, when the Patriots' offensive line allowed just 18 sacks, the fewest in New England history since the NFL moved to a 16-game schedule in 1978.

In 2007, Scarnecchia was named SI.com's NFL Assistant Coach of the Year. Anchored by an offensive line that sent three players to the Pro Bowl (C Dan Koppen, T Matt Light and G Logan Mankins), the Patriots offense broke several NFL records, including total points and touchdowns. The offensive line powered a Patriots rushing attack that posted the franchise's highest average yards per rush in 22 years (4.10). Protected by the line, NFL MVP Tom Brady broke the NFL record for touchdown passes in a season (50) and led the league in both passing yards (4,806) and passer rating (117.2, also a franchise record).

New England's protection up front was a significant contributor to the team's three Super Bowl winning seasons. In 2004, the line opened holes for running back Corey Dillon to set a single-season franchise record with 1,635 rushing yards and led the NFL with 109.0 yards per game played. In 2003, the offensive line did not allow a sack in any of the team's three postseason games despite 126 pass attempts. In 2001, Scarnecchia worked with a unit that featured three new starters, but still produced a powerful rushing

attack and a balanced passing attack on the way to the franchise's first Super Bowl victory.

Prior to becoming offensive line coach, Scarnecchia coached the Patriots special teams units for two seasons (1997-98).

Scarnecchia originally joined the Patriots and made his NFL coaching debut in 1982 as a member of Ron Meyer's staff. He coached the tight ends and special teams for the Patriots for seven seasons (1982-88) before moving on to Indianapolis with Meyer in 1989. He rejoined the Patriots in 1991 after spending two seasons (1989-90) as the Colts offensive line coach. From 1991 to 1992, he coached the tight ends and special teams on Dick MacPherson's staff. On Nov. 4, 1992, MacPherson fell ill and appointed Scarnecchia to serve as the team's spokesman in his absence. Scarnecchia fulfilled the obligation for seven of the Patriots' final eight games and held the responsibilities of the head coach for both of the Patriots' victories that season.

In 1993, he was the only Patriots assistant retained from the previous staff. He was appointed special assistant from 1993-94, which was re-defined as defensive assistant from 1995-96. During that time, he assisted defensive coordinator Al Groh with the development of the team's linebacking corps.

His coaching career began in 1970 as the offensive line coach at California Western University. He moved to Iowa State in 1973, where he served as the assistant offensive line and assistant defensive backfield coach. He spent the 1975 and 1976 campaigns at Southern Methodist University, before becoming the University of Pacific's offensive line coach and recruiting coordinator from 1977 through 1978. In 1979, Scarnecchia coached at Northern Arizona and then accepted an opportunity to return to Meyer's staff at SMU as the offensive line coach in 1980 and 1981. In 1982, Meyer was hired as the head coach of the New England Patriots and Scarnecchia was among a number of the SMU assistants who joined Meyer's staff in New England.

## PLAYING

Scarnecchia played offensive guard and center at California Western University from 1968-70. He began his collegiate career at Taft Junior College in 1966 before transferring to California Western.

## PERSONAL

Dante Scarnecchia was born Feb. 15, 1948, in Los Angeles, Calif. He holds a master's degree in physical education from U.S. International. Dante and his wife, Susan, have a daughter, Lisa, and a son, Steve. They also have two grandchildren, Brayden and Cameron Simmer.



## SCARNECCHIA'S COACHING CAPSULE

Years	Team	Position
1970-72	California Western	Offensive Line
1973	Iowa State	Offensive Line Assistant
1974	Iowa State	Defensive Backs Assistant
1975-76	Southern Methodist	Offensive Line Assistant
1977-78	Pacific	Offensive Line/Recruiting Coordinator
1979	Northern Arizona	Offensive Line
1980-81	Southern Methodist	Offensive Line
1982-88	New England Patriots	Tight Ends/Special Teams
1989-90	Indianapolis Colts	Offensive Line
1991-92	New England Patriots	Tight Ends/Special Teams
1993-94	New England Patriots	Special Assistant
1995-96	New England Patriots	Defensive Asst./Linebackers
1997-98	New England Patriots	Special Teams
1999	New England Patriots	Offensive Line
2000-13	New England Patriots	Asst. Head Coach/Offensive Line

## COACHING ASSISTANTS




STEVE  
**BELICHICK**

COACHING ASSISTANT

- ★ 2nd Coaching Season
- ★ 2nd NFL Season
- ★ 2nd Patriots Season

Steve Belichick is in his second year as a coaching assistant with the New England Patriots. After playing four years of lacrosse at Rutgers, Belichick walked on to the football team as a long snapper at Rutgers to

help in preparations for a career in coaching. He was a three-year starter at linebacker, tight end and fullback as well as a long snapper at The Rivers School in Weston, Mass., before heading to Rutgers.



JERRY  
**SCHUPLINSKI**

COACHING ASSISTANT

- ★ 14th Coaching Season
- ★ 1st NFL Season
- ★ 1st Patriots Season

## PRONOUNCED shu-PLIN-skee

Jerry Schuplinski was added to the New England Patriots coaching staff in 2013 as a coaching assistant. Schuplinski enters the NFL after six seasons as the special teams coordinator and linebackers coach at Case Western Reserve. During his tenure at Case Western, he tutored 22 UAA-All-Conference selections. Schuplinski

graduated from John Carroll in 1999 and spent two seasons (2000-2001) as a graduate assistant working with running backs and special teams. After earning his Master's of Business Administration from John Carroll in 2001, he served as a head coach at Trinity High School in Garfield Heights, Ohio, from 2002-06.

Jerry and his wife, Megan, have two daughters, Macy and Bryn.

## SCHUPLINSKI'S COACHING CAPSULE

Years	Team	Position
2000-01	John Carroll	Running Backs/Special Teams
2002-06	Trinity High School (Ohio)	Head Coach
2007-12	Case Western Reserve	Linebackers/Special Teams
2013	New England Patriots	Coaching Assistant

## ALL-TIME COACHING RECORDS

(Listed chronologically)

Coach	Seasons	Years	Regular Season W-L-T	Win Pct.	Postseason W-L	Career W-L-T	Career Win Pct.
Lou Saban*	1.5	1960-61	7-12-0	.368	0-0	7-12-0	.368
Mike Holovak	7.5	1961-68	52-46-9	.528	1-1	53-47-9	.528
Clive Rush**	1.5	1969-70	5-16-0	.238	0-0	5-16-0	.238
John Mazur***	2.0	1970-72	9-21-0	.300	0-0	9-21-0	.300
Phil Bengtson	0.5	1972	1-4-0	.200	0-0	1-4-0	.200
Chuck Fairbanks	6.0	1973-78	46-39-0	.541	0-2	46-41-0	.529
Bullough-Erhardt#		1978	0-1-0	.000	0-0	0-1-0	.000
Ron Erhardt#	3.0	1979-81	21-27-0	.438	0-0	21-27-0	.438
Ron Meyer##	2.5	1982-84	18-15-0	.545	0-1	18-16-0	.529
Raymond Berry	5.5	1984-89	48-39-0	.552	3-2	51-41-0	.554
Rod Rust	1.0	1990	1-15-0	.063	0-0	1-15-0	.063
Dick MacPherson	2.0	1991-92	8-24-0	.250	0-0	8-24-0	.250
Bill Parcells	4.0	1993-96	32-32-0	.500	2-2	34-34-0	.500
Pete Carroll	3.0	1997-99	27-21-0	.563	1-2	28-23-0	.549
<b>Bill Belichick</b>	<b>14.0</b>	<b>2000-13</b>	<b>163-61-0</b>	<b>.728</b>	<b>18-8</b>	<b>181-69-0</b>	<b>.724</b>
<b>All-Time Totals</b>	<b>54.0</b>	<b>1960-2013</b>	<b>438-373-9</b>	<b>.536</b>	<b>25-18</b>	<b>463-391-9</b>	<b>.539</b>

\*Released after five games in 1961 \*\*Released after seven games in 1970 \*\*\*Released after nine games in 1972

#Ron Erhardt and Hank Bullough served as co-head coaches during Chuck Fairbanks' one-game suspension (12/18/78).

##Released after five games in 1984.

## POSTSEASON GAMES

Coach	Games	Years	W-L-T	Pct.
Mike Holovak	2	1963	1-1-0	.500
Chuck Fairbanks	2	1976, 1978	0-2-0	.000
Ron Meyer	1	1982	0-1-0	.000
Raymond Berry	5	1985, 1986	3-2-0	.600
Bill Parcells	4	1994, 1996	2-2-0	.500
Pete Carroll	3	1997, 1998	1-2-0	.333
<b>Bill Belichick</b>	<b>29</b>	<b>2001, 2003-07, 2009-13</b>	<b>18-8-0</b>	<b>.692</b>
<b>Postseason Totals</b>	<b>43</b>	<b>21 Years</b>	<b>25-18-0</b>	<b>.581</b>

## PRESEASON GAMES

Coach	Games	Years	W-L-T	Pct.
Lou Saban	9	1960-61	7-2-0	.778
Mike Holovak	32	1962-68	5-27-0	.156
Clive Rush	9	1969-70	2-7-0	.222
John Mazur	12	1971-72	3-9-0	.250
Chuck Fairbanks	34	1973-78	20-13-1	.603
Ron Erhardt	12	1979-81	7-5-0	.583
Ron Meyer	12	1982-84	3-9-0	.250
Raymond Berry	21	1985-89	10-11-0	.476
Rod Rust	4	1990	0-4-0	.000
Dick MacPherson	8	1991-92	2-6-0	.250
Bill Parcells	16	1993-96	8-8-0	.500
Pete Carroll	13	1997-99	7-6-0	.538
<b>Bill Belichick</b>	<b>57</b>	<b>2000-12</b>	<b>29-28-0</b>	<b>.509</b>
<b>Preseason Totals</b>	<b>239</b>	<b>1960-2012</b>	<b>103-135-1</b>	<b>.433</b>

## OPENING DAY GAMES

Coach	Games	Years	W-L-T	Pct.
Lou Saban	2	1960-61	0-2-0	.000
Mike Holovak	7	1962-68	3-4-0	.429
Clive Rush	2	1969-70	1-1-0	.500
John Mazur	2	1971-72	1-1-0	.500
Chuck Fairbanks	6	1973-78	2-4-0	.333
Ron Erhardt	3	1979-81	1-2-0	.333
Ron Meyer	3	1982-84	2-1-0	.667
Raymond Berry	5	1985-89	5-0-0	1.000
Rod Rust	1	1990	0-1-0	.000
Dick MacPherson	2	1991-92	1-1-0	.500
Bill Parcells	4	1993-96	1-3-0	.250
Pete Carroll	3	1997-99	2-1-0	.667
<b>Bill Belichick</b>	<b>13</b>	<b>2000-12</b>	<b>10-3-0</b>	<b>.769</b>
<b>Opening Day Totals</b>	<b>53</b>	<b>1960-2012</b>	<b>29-24-0</b>	<b>.547</b>

# ALL-TIME COACHING ROSTER

NAME	POSITION	TOTAL YEARS	YEARS OF SERVICE	NAME	POSITION	TOTAL YEARS	YEARS OF SERVICE
Atkins, David	Offensive Backs	1	1993	Melvin, Randy	Head Coach	2.5	1970-72
Beatty, Bruce	Offensive Line	4	1969-72	Meyer, John	Defensive Line	2	2000-01
<b>Belichick, Bill</b>	<b>Asst. Head Coach/Secondary</b>	<b>1</b>	<b>1996</b>	Meyer, John	Linebackers	4	1969-72
	<b>Head Coach</b>	<b>14</b>	<b>2000-13</b>	Miller, Burnie	Head Coach	2.5	1982-84
Bengtson, Phil	Head Coach (Interim)	1/16	1972	Miller, Red	Special Teams	6	1960-61, 73-76
Berry, Raymond	Receivers	4	1978-81	Moore, Myrel	Outside Linebackers	2	1991-92
Blackmon, Don	Head Coach	5.5	1984-89	Mora, Jim	Defensive Coordinator	1	1992
	Staff Assistant	1	1988	Morris, Guy Asst.	Offensive Line	2	1988-89
	Linebackers	2	1989-90	Muir, Bill	Offensive Line	3	1982-84
Brittenham, Dean	Strength/Conditioning	3	1985-87	<b>Nash, Harold</b>	<b>Asst. Strength &amp; Conditioning</b>	<b>6</b>	<b>2005-10</b>
Brasher, Tommy	Linebackers	3	1982-84		<b>Strength &amp; Conditioning</b>	<b>3</b>	<b>2011-13</b>
Brune, Fred	Defensive Backfield	2	1962-63	Nelson, Bill	Quarterbacks	2	1973-74
Bryant, Cleve	Offensive Backfield	3	1982-84	Nelson, Steve	Linebackers	1	1990
Boudreau, Paul	Offensive Line	1	1997-98	O'Brien, Bill	Wide Receivers	1	2009-10
<b>Boyer, Josh</b>	<b>Defensive Backs</b>	<b>2</b>	<b>2009-11</b>		Quarterbacks	2	2011
	<b>Cornerbacks</b>	<b>2</b>	<b>2012-13</b>	O'Brien, Scott	Offensive Coordinator/QBs	5	2009-13
Brown, Corwin	Defensive Backs	1	2010	O'Shea, Chad	Receivers	5	2009-13
Bullough, Hank	Defensive Line	7	1973-79	Palmer, Chris	Wide Receivers	4	1993-96
<b>Cabrera, Moses</b>	<b>Asst. Strength &amp; Conditioning</b>	<b>3</b>	<b>2011-13</b>	Parcells, Bill	Linebackers	1	1980
Campbell, Marion	Defensive Line	2	1962-63		Head Coach	4	1993-96
Capers, Dom	Special Asst./Secondary	1	2008	Parker, Johnny	Strength/Conditioning	7	1993-99
Cappelletti, Gino	Special Teams	3	1979-81	Parilli, Baki	Quarterbacks	1	1991
Carroll, Pete	Head Coach	3	1997-99	<b>Patricia, Matt</b>	<b>Asst. Offensive Line</b>	<b>1</b>	<b>2005</b>
Carthon, Maurice	Offensive Assistant	2	1994-95		<b>Linebackers</b>	<b>5</b>	<b>2006-10</b>
	Running Backs	1	1996		<b>Safeties</b>	<b>1</b>	<b>2011</b>
Carr, Jim	Defensive Backfield	5	1985-89		<b>Defensive Coordinator</b>	<b>2</b>	<b>2012-13</b>
Caruthers, LeBaron	Strength & Conditioning	3	1982-84	Patterson, Andre	Defensive Assistant	1	1997
Casario, Nick	Wide Receivers	1	2007	Paul, Markus	Asst. Strength & Conditioning	5	2000-04
Collier, Joe	Defensive Backfield	2	1960-61	Pees, Dean	Linebackers	2	2004-05
	Defensive Coordinator	2	1991-92		Defensive Coordinator	4	2006-09
Collier, Joel	Asst. Running Backs/WR	2	1991-92		Linebackers	3	1997-99
	Asst. Secondary	1	2005	Pelini, Bo	Receivers	4	1974-77
	Secondary	2	2006-07	Perkins, Ray	Offensive Coordinator	4	1993-96
Coury, Dick	Offensive Coordinator	2	1991-92	Polonchek, John	QB's/Special Asst. to Coach	12	1975-80, 85-90
Crennel, Romeo	Defensive Line	4	1993-96	Pope, Mike	Running Backs	1	1994
	Defensive Coordinator	1	2001		Tight Ends	2	1995-96
	Defensive Coordinator/DL	2	2002-03	Raye, Jimmy	Offensive Coordinator/QBs	1	1990
	Defensive Coordinator	1	2004	Rehbein, Dick	Quarterbacks	2	2000-01
Crosby, Steve	Special Teams/Tight Ends	5	1990	Reilly, Jack	Quarterbacks	2	1998-99
<b>Daboll, Brian</b>	<b>Wide Receivers</b>	<b>2</b>	<b>2002-06</b>	Richardson, Jesse	Defensive Line	5	1965-69
	<b>Offensive Coaching Assistant</b>	<b>1</b>	<b>1997</b>	Ringo, Jim	Offensive Line	4	1978-81
Davidson, Jeff	Tight Ends	1	2013	Roach, Dick	Defensive Backs	1	1981
	Asst. Offensive Line	4	1998-01	Rowan, Keith	Special Teams	1	1989
	Asst. Offensive Line/TES	3	2002-04	Rush, Clive	Head Coach	1.5	1969-70
	Strength & Conditioning	1	2007	Rust, Rod	Defensive Coordinator	1	1990
Davis, Don Asst.	Outside Linebackers	2	1975-76	Rutigliano, Sam	Off. Backs/Receivers	3	1971-73
Dotsch, Rolie	Defensive Backfield	2.5	1968-70	Ryan, Rob	Linebackers	1	2000
Elias, Bill	Receivers	2.5	1982-84		Outside Linebackers	3	2001-03
Endicott, Steve	Offensive Coordinator/QBs	3	1982-84	Saban, Lou	Head Coach	1.5	1960-61
Erber, Lew	Offensive Backfield	6	1973-78	<b>Scarnecchia, Dante</b>	<b>Special Teams/TES</b>	<b>2</b>	<b>1982-88</b>
Erhardt, Ron	Head Coach	3	1979-81		<b>Special Teams/TES</b>	<b>2</b>	<b>1991-92</b>
	Defensive Line	2	1971-72		<b>Special Assistant</b>	<b>4</b>	<b>1993-94</b>
Evans, Dick	Head Coach	6	1973-78		<b>Defensive Asst./LBs</b>	<b>2</b>	<b>1995-96</b>
Fairbanks, Chuck	Wide Receivers	5	1991-92, 99-01		<b>Special Teams</b>	<b>2</b>	<b>1997-98</b>
<b>Fears, Ivan</b>	<b>Running Backs</b>	<b>12</b>	<b>2002-13</b>		<b>Offensive Line</b>	<b>1</b>	<b>1999</b>
Ferentz, Brian	Offensive Assistant	1	2010		<b>Asst. Head Coach/Off. Line</b>	<b>14</b>	<b>2000-13</b>
	Tight Ends	2	1971-72	Seely, Brad	Special Teams	10	1999-08
Fletcher, Tom	Defensive Backfield	2	2012-13	Shinnick, Don	Linebackers	5	1985-89
<b>Flores, Brian</b>	<b>Offensive Assistant/Special Teams</b>	<b>1</b>	<b>2011</b>	Shurmur, Fritz	Defensive Line	4	1978-81
	<b>Defensive Assistant</b>	<b>2</b>	<b>2012-13</b>	Sidwell, Steve	Linebackers	4	1982-84
	<b>Safeties</b>	<b>2</b>	<b>2012-13</b>		Defensive Coordinator	3	1997-99
Gerber, Norm	Inside Linebackers	2	1991-92	Simmons, Jerry	Strength/Conditioning	3	1988-90
<b>Godsey, George</b>	<b>Offensive Assistant</b>	<b>1</b>	<b>2011</b>	Smith, Carl Asst.	Head Coach/QBs	1	1997
	<b>Tight Ends</b>	<b>2</b>	<b>2012-13</b>		Tight Ends	2	1998-99
<b>Graham, Patrick</b>	<b>Defensive Assistant</b>	<b>1</b>	<b>2010</b>	Smith, Jerry	Defensive Line	2	1960-61
	<b>Linebackers</b>	<b>2</b>	<b>2012-13</b>	Spinney, Art	Offensive Line	2	1962-68
	<b>Defensive Line</b>	<b>2</b>	<b>2012-13</b>	Steckel, Les	Quarterbacks/Receivers	4	1985-88
Gibson, Claude	Defensive Backfield	1	1968	Stoltz, Jerry	Receivers	4	1969-72
Grier, Bobby	Offensive Backfield	9	1981, 85-92	Sumner, Charlie	Linebackers/Secondary	6	1973-78
Groh, Al	Defensive Coordinator/LBs	4	1993-96		Defensive Coordinator/QBs	1	1990
Hamilton, Ray	Asst. Defensive Line	5	1985-89	Sweatman, Mike	Special Teams	4	1993-96
	Defensive Line	3	1997-99	Taseff, Carl	Defensive Backs	1	1964
Hoaglin, Fred	Offensive Line	4	1993-96	Trott, Bob	Defensive Backs	3	1993-95
Hoalovak, Mike	Offensive Backfield	1.5	1960-61	Uyru, Dave	Asst. Special Teams/DL	2	1991-92
	Head Coach	7.5	1961-68	Valek, Jim	Special Teams	3	1973-75
Hufnagel, John	Quarterbacks	1	2003	Waldron, Shane	Tight Ends	1	1997
Humeniuk, Rod	Asst. Head Coach/O-Line	5	1985-88	Walker, DeWayne	Defensive Assistant/QBs	3	1998-00
	Offensive Line	3	1990-92	Walker, Dick	Defensive Backs	1	2009
	Receivers	5	1985-89	Walters, Steve	Defensive Backs	3	1982-84
Jackson, Harold	Assistant Linebackers	1	2000		Wide Receivers	2	1997-98
<b>Johnson, Pepper</b>	<b>Inside Linebackers</b>	<b>3</b>	<b>2007-03</b>	Weaver, Larry	Defensive Backfield	4	1973-76
	<b>Defensive Line</b>	<b>8</b>	<b>2004-11</b>	Weber, Chuck	Defensive Line/Backfield	4	1964-67
	<b>Linebackers</b>	<b>2</b>	<b>2012-13</b>	Weis, Charlie	Tight Ends	2	1993-94
	<b>Assistant Special Teams</b>	<b>2</b>	<b>2012-13</b>		Running Backs	1	1995
Jones, Stan	Defensive Line	2	1991-92		Wide Receivers	1	1996
Kennan, Larry	Offensive Coordinator	1	1997		Offensive Coordinator/RBs	1	2000
Khayat, Eddie	Defensive Line	5	1985-89		Offensive Coordinator/RBs/QBs	1	2001
Kimard, Billy	Defensive Backfield	2	1979-80		Offensive Coordinator/QBs	1	2002
Lantz, Rick	Linebackers	1	1981		Offensive Coordinator	2	2003-04
Lindsey, Dale	Defensive Line	1	1990		Defensive Backs	2	1991-92
Loud, Rommie	Linebackers	1	1966		Running Backs	3	1997-99
Lynn, Ron	Defensive Backs	3	1997-99		Strength and Conditioning	11	2000-10
MacPherson, Dick	Head Coach	2	1991-92		Receivers	2	1999-2000
Mangini, Eric	Defensive Backs	5	2000-04		Offensive Backs/Sp Teams	2	1976-78
	Defensive Coordinator	1	2005		Offensive Coordinator	2	1998-99
Mangurian, Pete	Tight Ends	4	2005-08				
<b>McDaniels, Josh</b>	<b>Quarterbacks</b>	<b>2</b>	<b>2004-08</b>				
	<b>Offensive Coordinator/QBs</b>	<b>5</b>	<b>2006-08, 2012-13</b>				
McLaughlin, Leon	Offensive Line	1	1977				
Mazur, John	Offensive Backfield	1.5	1969-70				

The coaches listed above are the all-time, full-time position coaches only.





# NICK CASERIO



SUPER BOWLS:  
01 03 04

DIRECTOR OF PLAYER PERSONNEL

Nick Caserio was named director of player personnel on Feb. 21, 2008, after serving in a number of roles for the Patriots' personnel department and coaching staff. He enters his 13th season with the Patriots in 2013 and his 11th season in player personnel. In 2007, Caserio served as the Patriots' wide receivers coach following a three-year stint as the team's director of pro personnel (2004-06).

In Caserio's 12 seasons with the club, the Patriots have qualified for the Super Bowl five times with three wins, captured 10 AFC East crowns and qualified for the playoffs in every year except in 2002 and 2008. Caserio has been instrumental in drafting, signing and developing players who have become cornerstones of one of the most successful NFL franchises of all time. In addition to the player personnel department, Caserio returned to the field in 2007 to coach the wide receivers, a season that saw the Patriots amass an undefeated regular season record and an offense break many NFL records.

Caserio joined the Patriots in June of 2001 as a personnel assistant and celebrated the Patriots' first Super Bowl title that season. During that year, his role was expanded to include film breakdown and scouting report preparation for the offensive staff. He became an offensive coaching assistant on Bill Belichick's staff in February 2002, and returned to player personnel in 2003 as an area scout prior to becoming director of

pro personnel in 2004. In addition to his duties in the personnel department, Caserio handled press box responsibilities for the coaching staff on game days from 2003-06.

Caserio entered the coaching ranks as a graduate assistant at Saginaw Valley State University in 1999 and spent two seasons with the program. Following a brief time with Central Michigan as a graduate assistant in the spring of 2001, he joined the Patriots scouting department.

Caserio was a standout player at John Carroll University, starting at quarterback in each of his four seasons where the team compiled a 33-7-2 record. He was a two-time captain and three-time All-Conference performer. In 1997, he helped to lead the Blue Streaks to a 10-2 record and the school's second appearance in the NCAA Division III Tournament, where it advanced to the national quarterfinals.

Caserio is a native of Lyndhurst, Ohio. He was a teammate of Patriots offensive coordinator Josh McDaniels at John Carroll. He earned his degree in finance from John Carroll and later earned his Master's of Business Administration from Saginaw Valley State. Caserio was a three-time Academic All-Conference selection at John Carroll. Nick and his wife, Kathleen, were married in June, 2009. Nick and his wife have two daughters, Whitley and Chatham.



# NANCY MEIER



SUPER BOWLS:  
01 03 04

DIRECTOR OF SCOUTING ADMINISTRATION

Nancy Meier is entering her 39th season with the Patriots and is the longest tenured full-time employee on staff. Meier joined the scouting department on Oct. 20, 1975 and has worked with nine different Patriots coaching staffs. She has been a part of each of the franchise's seven Super Bowl appearances and has been with the organization for 19 of the team's 20 playoff

seasons. In her current role, Meier's responsibilities include coordinating logistics for all of the Patriots scouts, free agent signings, draft choices and tryouts. She also serves as the team's liaison to the league for all personnel communication, including the daily reporting of all transactions on the waiver wire. Nancy and her husband, Ken, have two children, Courtney and Daniel. The Meier family resides in Holbrook, Mass.



# JON ROBINSON



SUPER BOWLS:  
03 04

DIRECTOR OF COLLEGE SCOUTING

Jon Robinson is in his 12th season with the Patriots and is in his fifth as director of college scouting. Robinson was named to the position in 2009 after serving as assistant director of college scouting in 2008. Prior to the 2008 season, he spent two seasons as a regional scout and four seasons as an area scout for the Patriots. He joined the organization in 2002 after four seasons of coaching at the collegiate level, including his last three seasons at Nicholls (La.) State. In 2001, he instructed the team's linebackers and held regional recruiting responsibilities for the Colonels. The Union

City, Tenn., native attended high school at Union City and lettered as an offensive and defensive lineman. He originally signed with the U.S. Air Force Academy, where he attended and played for one semester. Robinson then transferred to Southeast Missouri State, where he played three seasons as a defensive lineman and earned his bachelor's degree in mathematics education. Following his playing career, he earned his first coaching assignment with his alma mater in 1998, prior to joining the Nicholls State staff in 1999. Jon and his wife, Jaimie, were married in 2002 and have two daughters, Taylor Brooke and Bailey Rae.



# MONTI OSSENFORT




SUPER BOWLS:  
03

ASSISTANT DIRECTOR OF COLLEGE SCOUTING

Monti Ossenfort is in his 12th season in the NFL and his ninth year with the Patriots. He is in his second season as the assistant director of college scouting after three seasons as a national scout. Ossenfort returned to the Patriots in 2006 as an area scout after previously serving as a personnel assistant for the team in 2003. He gained his first personnel experience in 2002 as an intern in the Houston Texans' pro personnel department. After a season with the Patriots in 2003, Ossenfort returned to Houston as the Texans' pro and college scouting assistant. In 2005, he served as a college

scout for the Texans. His first NFL experience came as a training camp intern for the Minnesota Vikings in 2001. Ossenfort was a four-year letterman and a two-year starter at quarterback for the University of Minnesota-Morris. He graduated from Minnesota-Morris in 2000 with a degree in economics and management. Ossenfort later earned a master's degree in business administration and a master's degree in sports management from Ohio University. He is a native of Luverne, Minn. Ossenfort and his wife, Shannon, have a daughter, Emery Kailyn.



BRIAN  
SMITH



SUPER BOWLS  
01 03 04

COLLEGE SCOUTING COORDINATOR

Brian Smith is in his second season as college scouting coordinator after two seasons as the assistant director of college scouting. He has spent six seasons as a pro scout for the Patriots and has served in a number of roles for the team since 2000. In 2006, he served as a special assignment scout for the Patriots. From 2004-05, Smith served as the Patriots' director of operations, handling the logistical coordination of the team's football operations, including team travel and

training camp operations, as well as various day-to-day logistical needs of players and staff. He originally joined the Patriots in 2000 and assisted the coaching staff for four seasons from 2000 through 2003. The Marathon, Fla., native is a Providence College graduate and also attended Davidson (N.C.) College, where he played football. He is a graduate of Phillips Academy in Andover, Mass., where he lettered in football. Brian and his wife, Carrie, were married in 2009. They have two children, a son, Thomas and a daughter, Delia.




DUJUAN  
DANIELS



NATIONAL SCOUT

Dujuan Daniels is in his eighth season with the Patriots personnel department. He joined the organization in 2006 as a scouting assistant and is in his first season as a national scout in 2013 after previously serving five seasons as an area scout. Prior to joining the Patriots, Daniels served as the offensive coordinator at Cathedral High School in Indianapolis, Ind. (2004-05) and was the wide receivers coach at Graceland University in Lamon, Iowa (2003). Daniels was a four-year letterman at Boston College, where he was a wide receiver and kick returner.

The Indianapolis native went to four bowl games with the Eagles and was a two-time selection to the Big East All-Academic Team. He attended Bishop Chatard High School in Indianapolis, where he was a member of the Division 3A state championship football team in 1997 while earning Indiana's Mr. Football award. Daniels earned a bachelor's degree in communications and a master's degree in higher education administration from Boston College. Dujuan and his fiancé, Natalie, have a son, Kingston.



MATT  
GROH



AREA SCOUT

Matt Groh enters his third season with the Patriots and his first year as an area scout. He joined the organization in July 2011 as a scouting assistant and served in that role for two seasons. Groh was a quarterback at Princeton University where he graduated

in 2003 with a psychology degree. He later earned a law degree from the University of Virginia in 2008. A one-time native of Hingham, Mass., Groh graduated from Chaminade High School on Long Island. Groh and his wife, Courtney, were married in July 2012.





# TIM HEFFELFINGER

AREA SCOUT

Tim Heffelfinger is enjoying his 16th season as an NFL scout and his ninth season as an area scout for the Patriots. He joined New England's personnel department prior to the 2005 season after a seven-year stint as an area scout for the New Orleans Saints (1998-2004). Heffelfinger entered the NFL scouting ranks in 1998 after spending two-and-a-half years as a graduate assistant coach at UCLA (1996-98), where he worked with the offensive line and tight ends. He also earned

a master's degree from the UCLA Graduate School of Education. He was a defensive tackle at Northwestern before his playing career was cut short by a back injury. He graduated from Northwestern in 1990 with a bachelor's degree in organizational studies and worked in the business sector as a sales representative for The Quaker Oats Company and Converse before returning to football. Tim and his wife, Amy, have two children, Cassidy and Ryan.



# FRANTZY JOURDAIN

AREA SCOUT

Frantzy Jourdain enters his 11th season with the Patriots personnel department and his ninth year as an area scout. He was originally hired by the team in 2003 as a player personnel assistant. Jourdain joined the Patriots after spending the 2002 season as the secondary coach and co-special teams coordinator at Duquesne University, a season during which the Dukes

led Division I-AA in interceptions, scoring defense and fewest total yards allowed per game. He attended the University of Rhode Island (1993-97), where he was a three-year starter for the Rams at running back and strong safety. He also attended North Carolina Central University, where he coached running backs and worked on a master's degree in criminology from 1998-2000.



# JAMES LIIPFERT

AREA SCOUT

James Liipfert enters his fifth season with the Patriots and his third season as an area scout. He joined the Patriots organization in May 2009 as a scouting assistant. Liipfert came to the Patriots following his graduation from Georgia Tech, where he was a 3-year

letterman as a linebacker and special teams player for the Yellow Jackets. He received his Bachelor's degree in Management in December 2008. Liipfert is a native of Marshallville, GA and graduated from Westfield High School, where he was a letterman in football, baseball, and basketball.



# PATRICK STEWART



AREA SCOUT

Patrick Stewart is in his seventh season with the Patriots personnel department and his second as an area scout. In 2009, he spent the year as an area scout and was then a pro scout from 2010-12. He originally joined the organization in February 2007 as a scouting assistant. Stewart came to the Patriots after spending the 2006 season as the assistant director of football operations at Temple on head coach Al Golden's staff. Stewart spent the 2005 season as a graduate assistant coach at Western Carolina. Stewart spent 2000-04

at Ohio State as a student manager for head coach Jim Tressel, assisting the coaching staff on the field during practice and games. During Stewart's tenure at Ohio State, the Buckeyes won the 2002 BCS National Championship and beat rival Michigan three times. Stewart was born Dec. 21, 1981, in Steubenville, Ohio, and attended Indian Creek High School, where he was a three-sport letterman in football, basketball and baseball. He earned a bachelor of arts degree in political science from Ohio State in June 2005. Patrick and his wife, Whitney were married in June 2012.



# LARRY COOK



SUPER BOWLS:  
01 03 04

SCOUTING CONSULTANT

Larry Cook is enjoying his 51st year in football, including his 29th as a member of the Patriots personnel department. He is in his eighth season as a scouting consultant after a six-year stint as the director of college scouting followed by three seasons as a regional scout. In more than two decades with the Patriots, he has been an important contributor to the team's scouting department and has celebrated each of the Patriots' seven Super Bowl appearances. Cook originally joined the Patriots as a part-time West Coast pro personnel scout when Ron Meyer was named head coach in 1982. He joined the Patriots scouting department on a

full-time basis on Feb. 1, 1985, as a personnel scout on Dick Steinberg's staff. He began a 16-year coaching career in 1963 at Fountain Valley High School in California. In 1975, he joined the collegiate ranks when he accepted an assistant coaching position at Cal State Fullerton. After three years at Fullerton, he accepted his first professional assignment as an assistant with the Los Angeles Rams scouting department. He spent six seasons (1979-84) with the Rams before joining the Patriots scouting department. Cook was born Feb. 12, 1939, in Irvine, Calif. He and his wife, Nadine, have a daughter, Jacquelyn, two sons, Michael and Steven, and six grandchildren.



# BOB QUINN




SUPER BOWLS:  
01 03 04

DIRECTOR OF PRO SCOUTING

Bob Quinn enters his 14th season in the Patriots personnel department and his second as the Director of Pro Scouting after being named to the position in May 2012. Bob served as the assistant director of pro personnel from 2009-2011. Quinn's responsibilities have included both college and pro scouting during his tenure with New England. Quinn was the Patriots' national scout in 2008 after spending four seasons as a regional scout (2004-07) and two seasons as a pro scout (2002-03). Quinn joined the team in 2000 as a

player personnel assistant. Prior to joining the Patriots, Quinn spent two seasons as a graduate assistant within the division of athletics at the University of Connecticut (1998-99). Quinn earned his master's degree in sports management from UConn in 2000. He completed his undergraduate studies at UConn in 1998. Quinn is a native of Norwood, Mass., and attended Norwood High School. Bob and his wife, Julie, have a son, Kyle, and a daughter, Grace.



# DAVE ZIEGLER



ASSISTANT DIRECTOR OF PRO SCOUTING

Dave Ziegler enters his first season with the Patriots Scouting Department as the Assistant Director of Pro Scouting. He spent the last three seasons with the Denver Broncos, serving a variety of roles for the club in their scouting department. Before coming to Denver, Ziegler was the special teams coordinator at Chaparral High School in Scottsdale, Ariz., where he also coached the running backs and tight ends. Previously, Ziegler

coached the wide receivers and special teams at Iona College in New Rochelle, N.Y. and at John Carroll University in University Heights, Ohio. A three-time all conference honoree as a wide receiver/punt returner/kick returner at John Carroll, Ziegler holds several Blue Streak records, including career yards, average and touchdowns. Dave and his wife Carissa live in Providence, R.I. Ziegler was born Sept. 7, 1977 in Tallmadge, Ohio.



# STEVE CARGILE



PRO SCOUT

Steve Cargile is in his third season with the Patriots personnel department and his second as a pro scout. He joined the organization in February 2011 as a scouting assistant. Cargile also assisted with coaching special teams during the 2011 season. Prior to joining the Patriots, Cargile was an NFL safety with several different teams from 2004-09. He was originally signed by the Dallas Cowboys as a rookie free agent out of Columbia in 2004 and also had stints with Tampa Bay, Denver, Cleveland and the N.Y. Giants during his NFL career.

Cargile played wide receiver and safety during his time at Columbia, earning Second Team All-Ivy League honors in 2003 for his efforts on defense. He graduated in 2004 with a bachelor's degree in economics.

Born and raised in Cleveland, Ohio, Cargile attended St. Peter Chanel High School in Bedford, Ohio, where he lettered in football, basketball, baseball and track. He was a member of the 1999 Division 5 State semifinal football team and the 1999 Division 3 State champion basketball team.





RONNIE  
**McGILL**



**P R O S C O U T**

Ronnie McGill is in his second season as a pro scout with the Patriots after two seasons as a scouting assistant. He originally joined the club in the summer of 2010 after spending the 2009 season with the Tennessee Titans as a seasonal intern in player personnel development.

The Clover, S.C., native became the first student athlete to enroll in the spring semester at the University of North Carolina at Chapel Hill in 2003 and eventually finished in the top-10 in school history in rushing yards and touchdowns. McGill's achievements garnered an invitation to the 2007 NFL Scouting Combine. He graduated from UNC in December 2007 with a degree in

interpersonal communications.


McGill attended Clover High School where he was a three-sport letterman and was an All-State high jumper as a sophomore and an All-State running back as a senior. He was also named MVP of the 2002 South Carolina North-South All Star Game after setting an All-Star game record with 119 rushing yards and three touchdowns.

Following his playing career, McGill earned his first coaching assignment with his high school alma mater as a volunteer running backs coach and later as an assistant coach at South Pointe High School (S.C.).

## SCOUTING ASSISTANTS



**Jonathan Howard**



**Brandon Yeargan**



# BERJ NAJARIAN

DIRECTOR OF FOOTBALL / HEAD COACH ADMIN.



SUPER BOWLS:  
01 03 04

Berj Najarian is in his 19th season in the NFL and his 14th season with the Patriots. He was named director of football/head coach administration in 2005 after five years as the Patriots' executive administrator to the head coach. He joined the Patriots on Feb. 4, 2000. In his current position, he is the point person for day-to-day operations of the team and acts as a liaison across football and non-football departments. Najarian manages several elements of Head Coach Bill Belichick's off-field agenda, including football and stadium operations, player and staff communication,

scheduling and personal requests. In addition, Najarian manages various special projects in coaching and player personnel. Entering the NFL in 1995, he joined the Patriots after five seasons in the public relations department of the New York Jets. A 1991 Boston University graduate, Najarian returned to New York after college to intern with the New York Knicks. Following his internship, he worked at The Rowland Company, a public relations firm in New York City. He is a native of Manhasset, N.Y. He and his wife, Regina, were married in 2000.



# ERNIE ADAMS

FOOTBALL RESEARCH DIRECTOR



SUPER BOWLS:  
01 03 04

Ernie Adams returned to the Patriots staff when he was appointed football research director by Bill Belichick on April 25, 2000. His responsibilities include researching special assignments for both the coaching staff and the personnel department. After coaching for four seasons at Northwestern (1972-75), Adams entered the NFL coaching ranks with the New England Patriots as the administrative assistant and assistant offensive coach on Chuck Fairbanks' staff in 1975. In addition to his on-field responsibilities, his duties included all aspects of football operations, including computer

analysis, statistical evaluations and film coordination. After four seasons with the Patriots, he accepted a position with the New York Giants in 1979. In 1982, he was promoted to director of pro personnel, a position he held for four seasons. In 1991, he joined Belichick's staff in Cleveland as an offensive assistant, a position he held for five seasons. Adams is an alumnus of Northwestern University and attended Phillips Academy in Andover, Mass. Adams and his wife, Christine, live in Massachusetts.



# KEVIN ANDERSON

DIRECTOR OF PLAYER DEVELOPMENT



Kevin Anderson is in his eighth season in the Patriots Football Operations department and his third as the Director of Player Development. His involvement in Player Development began in 2006, his first season with the Patriots. His main focus is to assist athletes with their transition into the NFL and provide support both during and following their careers. The program was named the NFL's top financial education program in 2008 and top overall program in 2009 and 2011.

Anderson's other duties include coordinating several logistical aspects of mini-camp, training camp, and team travel.

Before joining the Patriots, Anderson earned a degree in sport marketing and management from Indiana University, where he also worked as a Football Operations Assistant for the Hoosiers. While at Indiana, the Indianapolis native completed internships with the Indianapolis Colts and Houston Texans.



# MICHELLE MARTINI



FOOTBALL OPERATIONS ASSISTANT

Michelle Martini enters her third season in the Patriots organization and is responsible for a variety of football operations including training camp, team lodging, travel and daily logistics. The Lexington, Mass.,

native graduated from Boston College with a degree in marketing in 2011. During her time at Boston College, she worked in the football office, assisting the football operations and recruiting departments.



# JIM WHALEN




SUPER BOWLS:  
03 04

HEAD ATHLETIC TRAINER

Jim Whalen returned to the New England Patriots in 2002 as the team's head trainer. He supervises the evaluation and care of injuries and the treatment and rehabilitation of all players. He began his professional career as an assistant trainer for the Patriots in 1992 and 1993. In 1994, he accepted a position as the assistant athletic trainer at the University of Miami, a position he held for three years. In 1997, he was named the director

of sports medicine at Kansas State. In 2000 and 2001, he served as the director of rehabilitation for the Tampa Bay Buccaneers. Whalen graduated from Bridgewater State College in 1993 with a degree in physical education and earned his master's degree in sports medicine from Miami in 1996. Jim and his wife, Rene, have three children, Courtney, Ryan and Jaclyn.



# JOE VAN ALLEN



SUPER BOWLS:  
01 03 04

ASST. ATHLETIC TRAINER & DIR. OF REHABILITATION

Joe Van Allen joined the New England Patriots training staff in the spring of 2001. He is responsible for the physical therapy and rehabilitation of injured players, while working closely with head athletic trainer Jim Whalen and strength and conditioning coach Harold Nash on all aspects of the club's training program. Prior to the Patriots, he served as the sports physical therapist at Virginia Polytechnic Institute and State University in Blacksburg, Va. He also held the title of director of

physical therapy at University Physical Therapy, an outpatient physical therapy practice in Blacksburg. He received his bachelor's degree at Millikin University before earning a master's of science in physical therapy at the University of Miami. In addition, he is a certified athletic trainer, certified strength and conditioning specialist, and a board certified sports clinical specialist. Joe and his wife, Jody, were married in 2000. He and his wife have a daughter and a son, Emma and Andrew.





# DAVE GRANTO

ASST. ATHLETIC TRAINER



SUPER BOWLS:  
03 04

Dave Granito is in his 12th season with the Patriots as an assistant athletic trainer. He joined the Patriots in 2002 and has also worked with the training staffs of the New York Giants and West Virginia University. Granito holds a bachelor's degree from Kean University in Union, N.J., and completed his master's degree at West Virginia. He gained

his first professional experience as an intern for the Giants in 1998, and went on to work as a graduate assistant athletic trainer at West Virginia. The Emerson, N.J., native completed another season as an intern with the Giants in 2001 before joining the Patriots.



# TED HARPER

SPORTS NUTRITIONIST



Ted Harper is in his second season as a Sports RD/ Nutritionist with the New England Patriots. He joined the Patriots after working for a contracting company supporting Special Operations Command (SOCOM) by providing performance nutrition services. Before training special operations soldiers, he was strength training and nutritionally supporting Olympic speedskaters for the United States Olympic Speedskating Team in preparation for the

2010 Winter Olympic Games and nutritionally assisting collegiate athletes at the University of Utah.

Harper earned a dual Bachelor's degree from Purdue University in dietetics and nutrition, fitness, and health. He also earned a dual Master's degree from the University of Utah in Exercise Sport Science and Sports Nutrition. He is a Board Certified Specialist in Sports Dietetics (CSSD).



# DAVE SCHOENFELD

HEAD EQUIPMENT MANAGER



David Schoenfeld is in his second season with the Patriots after being named assistant equipment manager in July 2012. Schoenfeld replaced longtime Patriots equipment manager Don Brocher after Brocher lost his battle with leukemia in January. Prior to joining the Patriots, Schoenfeld served as the head football equipment manager

at Boston College since 2001. The Haverhill, Mass., native also served on the equipment staff at Syracuse after beginning his career as a student equipment manager while an undergraduate student. Schoenfeld and his wife, Gina have three daughters, Celia, Gemma and Sylvie and a son, Cal.



# JOHN JASTREMSKI




SUPER BOWLS  
01 03 04

EQUIPMENT ASSISTANT

John Jastremski is in his 13th season as a full-time equipment assistant and his 19th season associated with the Patriots. He began working for the team part-time as a ball boy in 1994 and was hired onto former equipment manager Don Brocher's staff in August 2001.

Jastremski is a graduate of Bryant College in Smithfield, R.I., where he earned a degree in computer information systems in 2001. The Hopedale, Mass., native was born on April 4, 1979, and graduated from Hopedale Jr./Sr. High School in 1997.



# ZACH STRUCK



EQUIPMENT ASSISTANT

Zach Struck is in his second season with the Patriots. Prior to joining the Patriots equipment staff, Struck completed internships with the Dallas Cowboys, Seattle Seahawks, Jacksonville Jaguars and Cleveland Browns. Struck graduated from the University of Texas in

Austin in 2008 with a degree in sport management. During his time at Texas, he was a student manager for the football team that won the 2005 BCS National Championship. Struck currently resides in Foxborough, Mass.



# JIMMY DEE



SUPER BOWLS  
01 03 04

VIDEO DIRECTOR

Jimmy Dee is in his 20th season with the Patriots and the 17th as the team's video director. He was appointed to his current position on April 28, 1997. He oversees all video operations for the Patriots, which includes filming, dubbing and editing all game and practice footage. Dee has overseen the transition from non-linear video to digital video and is responsible for keeping the team up-

to-date in the ever-changing world of digital coaching video. His department is responsible for maintaining the digital network of coaching video used by coaches, players and scouts. He originally joined the Patriots on March 31, 1994, as the assistant video director. Jimmy and his wife, Karen, have two sons, James and Jonathan. The family resides in New Bedford, Mass.



FERNANDO  
**NETO**



SUPER BOWLS  
01 03 04

ASST. VIDEO DIRECTOR

Fernando Neto is in his 17th year as the Patriots assistant video director under Jimmy Dee. His primary responsibilities include compiling and editing all game and practice tapes for coaches' analysis, cataloging NFL

game tapes and producing "cut-ups." In addition, he helps maintain the team's state-of-the-art digital video system used by the coaching staff, scouts and players.




JARED  
**RTA**



VIDEO ASSISTANT

After interning in 2007 and part of the 2008 season, Jared Rita was hired to a full-time position in 2009 as a video assistant for the Patriots. His main responsibilities include assisting in editing game and practice tapes for

use by the coaches, scouts and players. A resident of Dartmouth, Mass., Rita graduated from the New England Institute of Technology in Warwick, RI in 2009, where he received his bachelor's degree in digital recording arts.



TED  
**CIOPER**



VIDEO ASSISTANT

Teddy Cioper has been with the Patriots since the 2010 season. His main responsibilities include filming and editing practice and helping with the

scouting department with all NCAA film. A resident of New Bedford, Mass., Cioper graduated from Emerson College in 2008 where he received his Bachelor of Arts degree in TV/Video.



Life's better  
when we're  
connected



to heroes



to gratitude



to community



to each other

The transition from military to civilian life can be surprisingly difficult for many of our troops. That's why it's critical for all of us to come together and support our service members and veterans.

Find out more about Bank of America's commitment at [bankofamerica.com/militarysupport](http://bankofamerica.com/militarysupport)

**Bank of America**  
Official Bank of the New England Patriots™



Bank of America Merrill Lynch U.S. Bank of America  
Merrill Lynch Trust Merrill Lynch

New England Patriots trademarks, including Patriots logo, are the property of New England Patriots LLC, and are used pursuant to a licensing agreement with New England Patriots LLC. Bank of America and the Bank of America logo are registered trademarks of Bank of America Corporation. Bank of America, N.A. Member FDIC. © 2013 Bank of America Corporation. AR656F3B

# 2013 PLAYERS





DANNY  
AIKEN



48

HT: 6-4 WT: 255  
Born: 8/28/1988 Exp. (NFL/Patriots): 3/3  
GP/GS (Playoffs): 48/0 (7/0) Acq: CW (BUF)-11  
College: Virginia Hometown: Roanoke, Va.

LONG SNAPPER

## CAREER TRANSACTIONS

Danny Aiken was claimed off waivers and awarded to the New England Patriots from Buffalo on Sept. 4, 2011 ... Originally signed by Buffalo as a rookie free agent (7/28/11) ... Released by Buffalo (9/3/11).

## SEASONAL REVIEWS

### 2013 (16/0, 2/0)

- ★ Handles snapping duties for punts and kicks.
- ★ Made a season-high two special teams tackle at N.Y. Jets (10/20).

### 2012 (16/0, 2/0)

- ★ Played in all 16 regular season games, snapping on all punts, field goals and extra points.
- ★ Forced a fumble on punt vs. Indianapolis (11/18) that was recovered by the Colts.
- ★ Served as the long snapper in both postseason contests.

### 2011 (16/0, 3/0)

- ★ Originally signed with Buffalo as a rookie free agent and was claimed off waivers prior to the start of the season.

★ Played in all 16 regular season games, snapping on all punts, field goals and extra points and made six special teams tackles.

★ Served as the long snapper in three postseason games including Super Bowl XLVI vs. the N.Y. Giants.

★ Made his NFL debut at Miami (9/12).

★ Tallied a career-high three special teams tackles vs. Kansas City (11/21) on Monday Night Football.

## COLLEGE

★ Played in all 49 of Virginia's games during his career on special teams as the long snapper on punts and field goals.

★ Recorded 12 special teams tackles and recovered two fumbles.

## PERSONAL

★ Born Aug. 28, 1988.


★ Versatile player who saw action all over the field in high school.

★ Played quarterback at Cave Spring High School in Roanoke, Va.

★ Guided his team to a 10-2 record as a senior.

★ Spent a post grad year at Fork Union Military Academy in 2006 where he played tight end and long snapper.





# RYAN ALLEN



6

HT: 6-2 WT: 215  
Born: 2/28/1990 Exp. (NFL/Patriots): Rookie  
GP/GS (Playoffs): 16/0 (2/0) Acq: FA-13  
College: Louisiana Tech Hometown: Salem, Ore.

P U N T E R

## CAREER TRANSACTIONS

Ryan Allen was signed by the New England Patriots as a rookie free agent on May 3, 2013.

## SEASONAL REVIEWS

### 2013 (16/0, 2/0)

- ★ Played in his first NFL game at Buffalo (9/8) and punted six times for 236 yards (39.3 avg), pinning three inside the Bills 20-yard line.
- ★ Tied a team record with 11 punts for 514 yards vs. N.Y. Jets (9/12), including four inside the Jets 20-yard line.
- ★ Became the Patriots all-time leader in punt average (minimum 50 punts) at Carolina (11/18) with one boot that pinned the Panthers inside their own 20-yard line.
- ★ Punted six times for 267 yards vs. Denver (11/24), including a high-arching punt in overtime that was muffed by the Broncos, recovered by the Patriots and led to the game-winning field goal in overtime.
- ★ Set a Patriots rookie record with a 39.9 net average.
- ★ Finished the 2013 regular season with a 45.9 yards per punt average, the highest in franchise history (minimum 50 punts).
- ★ Punted once for 55 yards in the Divisional Playoff vs. Indianapolis (1/14); left in the second quarter with a shoulder injury and did not return.
- ★ Returned for the AFC Championship at Denver (1/19) and punted three times for a 49.0 average, landing all three inside the Broncos' 20-yard line.

## COLLEGE

- ★ Began his career at Oregon State in 2008 and 2009 where he redshirted in 2008 and did not see any action in 2009.
- ★ Transferred to Louisiana Tech and began playing in 2010.
- ★ Named the Ray Guy Award winner in 2011 and 2012 to become the first player to claim the award in back-to-back seasons.
- ★ Was a unanimous First Team All-American in 2012.
- ★ Finished his career averaging a school record 48.0 yards per punt with 20 punts inside the 20 and 21 punts over 50 yards.
- ★ Was named All-America by several publications in 2011, including receiving second team honors by the Walter Camp Football Foundation.
- ★ Also received first team All-WAC and All-Louisiana honors.

## PERSONAL

- ★ Born Feb. 28, 1990, in Salem, Ore.
- ★ Majored in business.
- ★ Only played two years of football in high school, earning both letters as a punter and kicker at West Salem High School.

## RYAN ALLEN

Pos: P Ht: 6-2 Wt: 215 Year: R Acq: FA-13 College: Louisiana Tech Born: 2/28/90

### REGULAR SEASON

### PUNTING

Year	Team	G	No	Yds	Avg	Net	TB	In20	Lg	Blk
2013	Patriots	16	76	3,491	45.9	39.9	12	29	65	0
<b>Totals – 1 Year</b>		<b>16</b>	<b>76</b>	<b>3,491</b>	<b>45.9</b>	<b>39.9</b>	<b>12</b>	<b>29</b>	<b>65</b>	<b>0</b>

Additional Statistics: 2013 Special Teams Tackles - (1)

### POSTSEASON

### PUNTING

Year	Team	G	No	Yds	Avg	Net	TB	In20	Lg	Blk
2013	Patriots	2	4	202	50.5	50.8	0	3	60	0
<b>Totals – 1 Year</b>		<b>2</b>	<b>4</b>	<b>202</b>	<b>50.5</b>	<b>50.8</b>	<b>0</b>	<b>3</b>	<b>60</b>	<b>0</b>



# DANNY AMENDOLA



# 80

HT: 5-11 WT: 195

Born: 11/2/1985 Exp. (NFL/Patriots): 5/1

GP/GS (Playoffs): 54/23 (2/0) Acq: UFA(STL)-13

College: Texas Tech Hometown: The Woodlands, Texas

**W I D E R E C E I V E R**

**PRONOUNCED** am-men-DOLE-uh

## CAREER TRANSACTIONS

Danny Amendola was signed by the New England Patriots as an unrestricted free agent from St. Louis on March 14, 2013 ... Originally signed by Dallas as a rookie free agent (4/28/08) ... Waived by Dallas (8/31/08) ... Signed by Dallas to the practice squad (9/3/08) ... Signed by Philadelphia to the practice squad (1/7/09) ... Waived by Philadelphia (9/5/09) ... Signed by Philadelphia to the practice squad (9/6/09) ... Signed by St. Louis to the 53-man roster from the Philadelphia practice squad (9/22/09).

## CAREER HIGHLIGHTS

- ★ Extended his streak to 43 straight regular season games with at least one reception in 2013. He has caught at least one pass in every game dating back to November 22, 2009 vs. Arizona.
- ★ Tied an NFL record with 12 first half receptions vs. Washington (9/17/12) and tied the Rams single game receptions franchise record (15).
- ★ Led the NFL in all-purpose yards (2,364) and finished third in the league with 29 receptions on third down in 2010.
- ★ Led the NFL in 2009 in kickoff returns (66), kickoff return yards (1,618) and total return yards (1,978), setting St. Louis franchise records in all three categories.

## SEASONAL REVIEWS

### 2013 (12/6, 2/0)

- ★ Started his first game as a Patriot at Buffalo (9/8) and caught 10 passes for 104 yards. Seven of Amendola's receptions were third-down conversions.
- ★ Was inactive vs. N.Y. Jets (9/12), vs. Tampa Bay (9/22), at Atlanta (9/29) and at N.Y. Jets (10/20).
- ★ Returned after missing three games due to injury at Cincinnati (10/6) and caught four passes for 55 yards.
- ★ Started vs. New Orleans (10/13) and caught two passes for 0 yards. Also rushed once for 1 yard and left the game in the third quarter with an injury and did not return.
- ★ Returned after missing one game with an injury and caught three passes for 15 yards vs. Miami (10/27).
- ★ Caught four passes for 122 yards vs. Pittsburgh (11/3) and his first touchdown as a Patriot. His 57-yard catch and run in the second quarter was a career-long reception.
- ★ Caught four passes for 46 yards and the game-winning touchdown vs. Cleveland (12/8) with :31 left as part of a dramatic Patriots comeback win.

## AMENDOLA'S SINGLE GAME CAREER HIGHS

### Single Game Highs

Receptions	15 vs. Washington (9/16/12)
Yards	160 vs. Washington (9/16/12)
Receiving TDs	1 Nine Times. Most Recent: vs. Cleveland (12/10/13)
Rushing Attempts	3 at Denver (11/28/10)
Rushing Yards	48 at Denver (11/28/10)
Longest Rush	30 at Denver (11/28/10)
Kickoff Returns	9 at Tennessee (12/13/09)
Kickoff Return Long	84 vs. San Francisco (12/26/10)
Punt Returns	5 vs. San Francisco (1/3/10) 5 at Chicago (12/6/09)
Punt Return Yards	82 at Arizona (12/5/10)
Punt Return Long	56 vs. San Francisco (1/3/10)
Return Yards	217 at Tennessee (12/13/09)

- ★ Matched a season-high in receptions (10) and set a season high in receiving yards (131) at Miami (12/15).

### 2012 (11/8 – St. Louis)

- ★ Played in 11 games with eight starts and led the team in receptions, finishing with 63 catches for 666 yards and three touchdowns.
- ★ Returned 17 punts for 122 yards and returned two kicks for 16 yards.
- ★ Missed five games due to injury.
- ★ Recorded career-highs with 15 catches for 160 yards and one touchdown vs. Washington (9/17), tying the franchise single-game receptions record and tying an NFL record with 12 first half receptions (Reggie Wayne).
- ★ Registered six catches for 55 yards and a touchdown vs. Seattle (9/30), including a touchdown catch on a pass from punter Johnny Hekker on a fake field goal play.
- ★ Posted his second 10-catch, 100-yard receiving game at San Francisco (11/11) with 11 catches for 102 yards, with eight of the catches going for first downs.
- ★ Scored his third touchdown of the season vs. Minnesota (12/16).

### 2011 (1/1 – St. Louis)

- ★ Played and started in one game, posting five receptions for 45 yards in the season opener vs. Philadelphia (9/11) before suffering an elbow injury in the fourth quarter and eventually being placed on Injured Reserve (10/10).

### 2010 (16/6 – St. Louis)

- ★ Played in all 16 games, starting six and led the team with 85 receptions for 689 yards and three touchdowns.

- ★ Returned 40 punts for 452 yards for an 11.3-yard average and returned 50 kickoffs for 1,142 yards.
- ★ Led the NFL in all-purpose yards (2,364) and finished third in the league with 29 receptions on third down.
- ★ Recorded a then career-high 12 receptions for 95 yards at Detroit (10/10).
- ★ Scored touchdowns in three straight games: at Tampa Bay (10/24), vs. Carolina (10/31) and at San Francisco (11/14).
- ★ Accumulated 89 yards from scrimmage, with four catches for 41 yards and three rushes for 48 yards, including a career-high 30-yard run at Denver (11/28).
- ★ Set a career-high with an 84-yard kickoff return vs. San Francisco (12/26) that led to a Rams field goal.

## 2009 (14/2 – St. Louis)

- ★ Went to training camp with Philadelphia and began the season on the Eagles' practice squad before being signed to the St. Louis practice squad on Sept. 22.
- ★ Played in 14 games with two starts and led the NFL in kickoff returns (66), kickoff return yards (1,618) and total return yards (1,978), setting franchise records in all three categories.
- ★ Finished the season with 43 receptions for 326 yards and one touchdown, returned 31 punts for 360 yards and returned 66 kicks for 1,618 yards.
- ★ Posted five kickoff returns of at least 40 yards.
- ★ Recorded a season-high 61 yards on four receptions vs. Arizona (11/22).
- ★ Tallied a season-high seven receptions for 55 yards vs. Seattle (11/29).
- ★ Scored his first career touchdown vs. Houston (12/20).
- ★ Recorded a career-long 56-yard punt return vs. San Francisco (1/3).

## 2009 (0/0 – Philadelphia)

- ★ Spent the entire regular season on the Dallas practice squad after joining the team as a rookie free agent before being signed to the Philadelphia practice squad

## MOST RECEPTIONS IN 1ST HALF/NFL HISTORY

PLAYER	OPPONENT	DATE	REC.	YDS.	TD
Danny Amendola	vs. Washington	9/16/12	12	133	1
Reggie Wayne	vs. Tennessee	12/30/07	12	87	0
Tim Brown	vs. Jacksonville	12/21/97	11	131	0
Dallas Clark	vs. Houston	11/8/09	11	86	0
Terry Glenn	at Cleveland	10/3/99	11	145	0

(1/7) for the postseason.

## 2008 (0/0 – Dallas/Philadelphia)

- ★ Spent the entire regular season on the Dallas practice squad after joining the team as a rookie free agent before being signed to the Philadelphia practice squad (1/7) for the postseason.

## COLLEGE

- ★ Posted 198 career catches at Texas Tech, the fifth-most in school history.
- ★ Named to the All-Big 12 second-team after registering 103 catches for 1,177 yards and five touchdowns as a senior.
- ★ Earned Big 12 honorable mention honors as a junior, with a 9.2-yard punt return average and 487 receiving yards.
- ★ Recorded 24 catches for 395 yards and three touchdowns as a sophomore.
- ★ Posted the highest punt return average for a Texas Tech freshman (29 returns for 371 yards, 12.8 average) since 1985 and was the only true freshman to play for Texas Tech in 2004.

## PERSONAL

- ★ Named first-team all-state as a senior after finishing with 60 catches for 864 yards and nine touchdowns; also played safety at The Woodlands High School (Texas).
- ★ Earned all-state honors in baseball as a second baseman.
- ★ Brother, Matt, played safety at Baylor.

## DANNY AMENDOLA

Pos: WR Ht: 5-11 Wt: 195 lbs Year: 5th Acq: UFA (STL)-13 College: Texas Tech Born: 11/2/85

REGULAR SEASON		RECEIVING						RUSHING					KICK RETURNS					PUNT RETURNS					
Year	Team	G/S	No	Yds	Avg	Lg	TD	No	Yds	Avg	Lg	TD	No	Yds	Avg	Lg	TD	No	FC	Yds	Avg	Lg	TD
2008	Cowboys							Practice Squad															
2008	Eagles							Practice Squad															
2009	Rams	14/2	43	326	7.6	25	1	3	-2	-0.7	8	0	66	1618	24.5	58	0	31	11	360	11.6	56	0
2010	Rams	16/6	85	689	8.1	36	3	7	81	11.6	30	0	50	1142	22.8	84	0	40	18	452	11.3	42	0
2011	Rams	1/1	5	45	9.0	18	0	0	0	0.0	0	0	0	0	0.0	0	0	1	0	0	0.0	0	0
2012	Rams	11/8	63	666	10.6	56	3	2	8	4.0	6	0	2	12	8.0	12	0	17	10	122	7.2	22	0
2013	Patriots	12/6	54	643	11.9	57	2	1	1	1.0	0	0	0	0	0.0	0	0	1	0	13	13.0	13	0
Totals – 5 Years		54/23	250	2,369	9.5	57	9	13	88	7.3	30	0	118	2,776	23.5	84	0	90	39	947	10.5	56	0
POSTSEASON		RECEIVING						RUSHING					KICK RETURNS					PUNT RETURNS					
Year	Team	G/S	No	Yds	Avg	Lg	TD	No	Yds	Avg	Lg	TD	No	Yds	Avg	Lg	TD	No	FC	Yds	Avg	Lg	TD
2013	Patriots	2/0	3	77	25.7	53	0	0	0	0.0	0	0	0	0	0.0	0	0	0	0	0.0	0	0	0
Totals – 1 Year		2/0	3	77	25.7	53	0	0	0	0.0	0	0	0	0	0.0	0	0	0	0	0.0	0	0	0



## AMENDOLA'S CAREER GAME-BY-GAME

		Receiving						Rushing					Kick Returns					Punt Returns						
2009	Opponent	P/S	No	Yds	Avg	Lg	TD	No	Yds	Avg	Lg	TD	No	Yds	Avg	Lg	TD	No	FC	Yds	Avg	Lg	TD	
09/13	at Seattle							Signed by St. Louis 9/22																
09/20	at Washington																							
09/27	Green Bay	p	-	-	-	-	-	-	-	-	-	-	8	187	23.4	42	0	2	1	23	11.5	14	0	
10/04	at San Francisco	p	1	8	8.0	8	0	-	-	-	-	-	4	82	20.5	27	0	2	2	9	4.5	6	0	
10/11	Minnesota	p	5	43	8.6	14	0	-	-	-	-	-	6	135	22.5	30	0	1	1	6	6.0	6	0	
10/18	at Jacksonville	p	3	25	8.3	13	0	-	-	-	-	-	4	125	31.3	58	0	1	1	11	11.0	11	0	
10/25	Indianapolis	p	5	39	7.8	14	0	-	-	-	-	-	7	176	25.1	38	0	2	2	16	8.0	10	0	
11/01	at Detroit	p	1	13	13.0	13	0	1	0	0.0	0	0	2	40	20.0	23	0	3	1	28	9.3	12	0	
11/15	New Orleans	p	-	-	-	-	-	-	-	-	-	-	3	64	21.3	30	0	1	0	10	10.0	10	0	
11/22	Arizona	p	4	61	15.3	25	0	-	-	-	-	-	3	91	30.3	40	0	2	0	19	9.5	12	0	
11/29	Seattle	S	7	55	7.9	11	0	-	-	-	-	-	2	51	25.5	29	0	2	0	8	4.0	8	0	
12/06	at Chicago	p	1	0	0.0	0	0	1	8	8.0	8	0	4	108	27.0	43	0	5	0	60	12.0	30	0	
12/13	at Tennessee	p	5	19	3.8	8	0	1	-10	-10.0	-10	0	9	217	24.1	30	0	1	0	6	6.0	6	0	
12/20	Houston	p	2	7	3.5	5	1	-	-	-	-	-	5	159	31.8	55	0	1	0	12	12.0	12	0	
12/27	at Arizona	p	6	38	6.3	12	0	-	-	-	-	-	4	72	18.0	25	0	3	2	79	26.3	34	0	
01/03	San Francisco	S	3	18	6.0	9	0	-	-	-	-	-	5	111	22.2	24	0	5	1	73	14.6	56	0	
2009 Totals			14/2	43	326	7.6	25	1	3	-2	-0.7	8	0	66	1,618	24.5	58	0	31	11	360	11.9	56	0
		Receiving						Rushing					Kick Returns					Punt Returns						
2010	Opponent	P/S	No	Yds	Avg	Lg	TD	No	Yds	Avg	Lg	TD	No	Yds	Avg	Lg	TD	No	FC	Yds	Avg	Lg	TD	
09/12	Arizona	S	6	67	11.2	36	0	-	-	-	-	-	1	22	22.0	22	0	3	1	28	16.0	17	0	
09/19	at Oakland	S	4	39	9.8	16	0	-	-	-	-	-	-	-	-	-	-	1	1	0	5.2	0	0	
09/26	Washington	p	6	56	9.3	18	0	-	-	-	-	-	-	-	-	-	-	2	1	21	4.0	21	0	
10/03	Seattle	p	5	46	9.2	14	0	-	-	-	-	-	-	-	-	-	-	4	2	19	6.6	9	0	
10/10	at Detroit	S	12	95	7.9	18	0	-	-	-	-	-	-	-	-	-	-	2	0	37	17.5	24	0	
10/17	San Diego	p	3	19	6.3	11	0	-	-	-	-	-	2	46	23.0	24	0	4	0	72	27.5	42	0	
10/24	at Tampa Bay	p	3	29	9.7	18	1	1	21	21.0	21	0	6	138	23.0	36	0	2	1	18	11.0	14	0	
10/31	Carolina	p	6	28	4.7	9	1	-	-	-	-	-	2	45	22.5	23	0	3	1	13	0.0	6	0	
11/14	at San Francisco	S	7	51	7.3	25	1	2	12	6.0	10	0	5	76	15.2	25	0	2	2	22	4.3	12	0	
11/21	Atlanta	S	8	63	7.9	18	0	-	-	-	-	-	7	127	18.1	24	0	3	0	43	11.5	33	0	
11/28	at Denver	p	4	41	10.3	17	0	3	48	16.0	30	0	3	87	29.0	39	0	3	0	19	0.0	10	0	
12/05	at Arizona	p	1	17	17.0	17	0	1	0	0.0	0	0	3	78	26.0	32	0	3	2	82	2.8	39	0	
12/12	at New Orleans	p	3	16	5.3	10	0	-	-	-	-	-	6	134	22.3	28	0	1	0	10	0.0	10	0	
12/19	Kansas City	p	7	60	8.6	25	0	-	-	-	-	-	6	149	24.8	30	0	3	1	48	10.3	42	0	
12/26	San Francisco	S	8	53	6.6	10	0	-	-	-	-	-	5	177	35.4	84	0	3	2	11	5.6	9	0	
01/02	at Seattle	p	2	9	4.5	6	0	-	-	-	-	-	4	63	15.8	19	0	1	4	9	9.0	19	0	
2010 Totals			16/6	85	689	8.1	47	3	7	81	11.6	30	0	50	1,142	22.8	84	0	40	18	452	11.3	42	0
		Receiving						Rushing					Kick Returns					Punt Returns						
2011	Opponent	P/S	No	Yds	Avg	Lg	TD	No	Yds	Avg	Lg	TD	No	Yds	Avg	Lg	TD	No	FC	Yds	Avg	Lg	TD	
09/11	Philadelphia	S	5	45	9.0	18	0	-	-	-	-	-	-	-	-	-	-	0	1	0	0.0	0	0	
09/19	at N.Y. Giants							Inactive					Inactive					Inactive						
09/25	Baltimore							Inactive					Inactive					Inactive						
10/02	Washington							Inactive					Inactive					Inactive						
10/16	at Green Bay							Placed on I.R. 10/10/11																
2011 Totals			1/1	5	45	9.0	18	0	0	0.0	0	0	0	0	0.0	0	0	0	0	1	0	0.0	0	0
		Receiving						Rushing					Kick Returns					Punt Returns						
2012	Opponent	P/S	No	Yds	Avg	Lg	TD	No	Yds	Avg	Lg	TD	No	Yds	Avg	Lg	TD	No	FC	Yds	Avg	Lg	TD	
09/09	at Detroit	S	5	70	14.0	17	0	1	2	2.0	2	0	-	-	-	-	-	1	2	6	6.0	6	0	
09/16	Washington	S	15	160	10.7	56	1	-	-	-	-	-	-	-	-	-	-	4	1	29	7.3	22	0	
09/23	at Chicago	S	5	66	13.2	30	0	-	-	-	-	-	-	-	-	-	-	2	1	20	10.0	17	0	
09/30	Seattle	S	6	55	9.2	15	1	1	6	6.0	6	0	1	12	12.0	12	0	1	0	18	18.0	18	0	
10/04	Arizona	p	1	44	4.8	44	0	-	-	-	-	-	-	-	-	-	-	1	1	14	14.0	14	0	
10/14	at Miami							Inactive					Inactive					Inactive						
10/21	Green Bay							Inactive					Inactive					Inactive						
10/28	New England							Inactive					Inactive					Inactive						
11/11	at San Francisco	S	11	102	9.3	16	1	-	-	-	-	-	1	4	4.0	4	0	3	1	14	4.7	6	0	
11/18	N.Y. Jets	S	7	41	5.9	10	0	-	-	-	-	-	-	-	-	-	-	0	1	0	0.0	0	0	
11/25	at Arizona	p	1	38	38.0	38	0	-	-	-	-	-	-	-	-	-	-	-	-	-	-	-	-	
12/02	San Francisco							Inactive					Inactive					Inactive						
12/09	at Buffalo							Inactive					Inactive					Inactive						
12/16	Minnesota	S	6	58	9.7	26	1	-	-	-	-	-	-	-	-	-	-	3	1	13	13.0	13	0	
12/23	at Tampa Bay	S	2	5	2.5	8	0	-	-	-	-	-	-	-	-	-	-	0	1	0	0.0	0	0	
12/30	at Seattle	p	4	27	6.8	9	0	-	-	-	-	-	-	-	-	-	-	2	1	8	4.0	8	0	
2012 Totals			11/8	63	666	10.6	56	3	2	8	4.0	6	0	2	16	8.0	12	0	17	10	122	7.2	22	0



# ARMOND ARMSTEAD



# 97

HT: 6-5 WT: 305  
Born: 8/3/1990 Exp. (NFL/Patriots): 1/1  
GP/GS (Playoffs): 0/0 (0/0) Acq: FA-13  
College: Southern California Hometown: Elk Grove, Calif.

DEFENSIVE LINE

## CAREER TRANSACTIONS

Armond Armstead was signed by the New England Patriots as a free agent on Feb. 1, 2013.

## SEASONAL REVIEWS

2013 (0/0)

★ Placed on Reserve/NFI List (8/26).

2012 (18/18 – Toronto Argonauts, Canadian Football League)

★ Recorded 43 tackles, a team-high six sacks and two fumble recoveries, in addition to two special teams tackles in his only season in the CFL. Named to the All-Star team.

## COLLEGE

★ Finished his career (2008-2010) with 59 tackles and three sacks in 17 career starts.

★ Missed the 2011 season due to injury.

★ Started 12 games as a junior in 2010, recording 43 tackles and three sacks, in addition to a fumble recovery and two passes defended.

★ Switched from defensive tackle to defensive end as a sophomore.

## PERSONAL

★ Member of the football, basketball and track (shot put, discus) teams at Pleasant Grove (Calif.) High School.

★ Registered 88 tackles and 11 sacks as a senior and 79 tackles and five sacks as a junior.

★ Earned Super Prep All-American and Prep Star All-American honors, in addition to several other honors including all-state, all-Northern California and all-metro.

★ Named All-Metro League MVP as an offensive and defensive lineman as a senior.

★ Majored in sociology at Southern California.



# KYLE ARRINGTON



# 25

HT: 5-10 WT: 190  
Born: 8/12/1986 Exp. (NFL/Patriots): 5/5  
GP/GS (Playoffs): 73/52 (9/5) Acq: FA-09  
College: Hofstra Hometown: Accokeek, Md.

CORNERBACK

## CAREER TRANSACTIONS

Kyle Arrington was signed by the New England Patriots as an unrestricted free agent on March 16, 2013 ... Originally signed by Philadelphia as a rookie free agent (4/28/08) ... Waived by Philadelphia (8/30/08) ... Signed by Philadelphia to the practice squad (9/3/08) ... Waived by Philadelphia from the practice squad (9/9/08) ... Signed by Tampa Bay to the practice squad (9/17/08) ... Waived by Tampa Bay (9/5/09) ... Signed by Tampa Bay to the practice squad on (9/6/09) ... Signed by Tampa Bay to the 53-man roster from the practice squad (9/10/09) ... Waived by Tampa Bay (9/14/09) ... Signed by New England to the practice squad (9/21/09) ... Signed by New England to 53-man roster from the practice squad (11/8/09).

## CAREER HIGHLIGHTS

★ Tied Charles Woodson (Green Bay) and Eric Weddle (San Diego) for most interceptions in the league in 2011 with seven.

★ Scored two touchdowns in 2010 - one on a blocked field goal at Miami (10/4) and the other on his first career interception vs. Green Bay (12/19).

## SEASONAL REVIEWS

2013 (16/12, 2/1)

★ Started as a defensive back in the nickel package at Buffalo (9/8) and forced a career-high two fumbles, both converted to Patriots touchdowns.

## EXTRA POINTS

★ Earned a black belt in Tae Kwan Do while he was in middle school.

★ Performed in school plays during high school and would like to be an actor following his football career.

★ Became the first player in Patriot history to don three different jersey numbers. Arrington wore #27 in 2009 then switched to #24 in 2010 and now wears #25. He gave up #24 for new teammate Adrian Wilson.

★ Started as a defensive back in the nickel package vs. New Orleans (10/13) and intercepted a Drew Brees pass early in the fourth quarter that led to a Patriots field goal. Also contributed two tackles.

★ Started at cornerback in place of an injured Alfonzo Dennard at Carolina (11/18) and defended one pass.

★ Became the first Patriots player to recover an onside kick since 1995 and the first to recover an onside kick in a victory since 1964 in the comeback win vs. Cleveland (12/8). Also made three tackles and defended one pass on defense.

## 2011 NFL LEADER

Kyle Arrington, who had just two interceptions during his entire college career at Hofstra, tied for the NFL lead with a career-high seven interceptions in 2011. Arrington had two games in 2011 with two picks: at Buffalo on Sept. 25 and vs. Kansas City on Nov. 21.

### 2011 NFL INTERCEPTION LEADERS

Player	Team	Int	Yds	Avg	Lg	TD
Kyle Arrington	NE	7	92	13.1	28	0
Eric Weddle	SD	7	89	12.7	26	0
Charles Woodson	GB	7	63	9.0	30t	1

- ★ Notched the first sack of his career to go along with six tackles at Miami (12/15).
- ★ Posted a sack in his second straight game at Baltimore (12/22) to go with a season-high eight tackles.

### 2012 (16/12, 2/0)

- ★ Started the first 10 games of the season and 12 total at right cornerback. Moved to slot corner with the addition of Aqib Talib mid-season and the emergence of rookie Alfonzo Dennard. Finished the season with 67 tackles, 11 passes defended, one forced fumble, one fumble recovery and nine special teams tackles.
- ★ Appeared in both postseason games, making six tackles and defended one pass.
- ★ Started at right corner in place of an injured Alfonzo Dennard for final two games of the regular season.
- ★ Tied season-high with seven tackles at Jacksonville (12/23). Also made one special teams tackle.
- ★ Started in the win at St. Louis (10/28) but left during the first series of the game with a head injury.
- ★ Started in the win at Tennessee (9/9). Made three tackles and deflected a second-quarter pass that was intercepted by Tavon Wilson in the end zone.

### 2011 (16/14, 3/3)

- ★ Started 14 of 16 games and tied for the NFL lead with seven interceptions. Made 83 tackles and defended 15 passes.
- ★ Started all three playoff games and made 17 stops, two special teams tackles, defended one pass and had one quarterback hit.
- ★ Ended Buffalo's first two drives with interceptions in the first two-interception game of his career (9/25). He later picked off two Tyler Palko passes against Kansas City on Monday Night Football (11/21), racking up 44 yards in returns.
- ★ Started the Divisional Playoff game against the Broncos (1/14), forcing one special teams fumble, compiling 10 tackles, a pass defended and one special teams stop.

### 2010 (16/14, 1/1)

- ★ Played 16 games with 14 starts and finished the season with 67 total tackles on defense, one interception, two touchdowns and 16 special team tackles.
- ★ Moved into the starting lineup at cornerback in Week 3 vs. Buffalo (9/26) and registered five tackles.
- ★ Returned a blocked field goal by Patrick Chung 35 yards for a touchdown at Miami (10/4). It was the Patriots' first touchdown from a blocked field goal since Raymond Clayborn scored on a 71-yard return of a field goal blocked by Andre Tippett in 1987.
- ★ Registered his first career interception and returned it 36 yards for a touchdown vs. Green Bay (12/19).

## PATRIOTS LEADING NFL IN INT

Kyle Arrington's seven interceptions in 2011 were tied for most in the NFL. It is the third time in team history that a Patriot has led or tied for the league lead in interceptions.

Player	Year	Interceptions
Ty Law	1998	9
Asante Samuel	2006	10
Kyle Arrington	2011	7

- ★ Started at cornerback before being used as a rusher for much of the game, making three tackles and one special teams stop vs. Indianapolis (11/21).

### 2009 (1/0 – Tampa Bay)

- ★ Went to training camp with Tampa Bay.
- ★ Began the 2009 season on the Tampa Bay practice squad, but was signed to the 53-man roster prior to the Buccaneers' season-opener against Dallas (9/13).
- ★ Saw action against Dallas, but did not have any tackles.
- ★ Released by Tampa Bay on Sept. 14.

### 2009 (8/0, 1/0 – New England)

- ★ Signed to the New England practice squad on Sept. 21 after being waived by Tampa Bay on Sept. 14.
- ★ Signed to the 53-man roster on Nov. 8.
- ★ Played in eight games with the Patriots and finished second on the team with 17 special teams tackles.
- ★ Tallied five special teams tackles vs. Jacksonville (12/27), the highest single-game total by a Patriots player since the 2002 season (6, by Larry Izzo on 9/22/02).
- ★ Recovered his first career fumble in the postseason game vs. Baltimore (1/10), picking up the ball at the Baltimore 16-yard line after a muffed punt in the second quarter to help set up a Patriots touchdown.

### 2008 (0/0 Philadelphia/Tampa Bay)

- ★ Originally signed with Philadelphia as a rookie free agent.
- ★ Spent one week on the Philadelphia practice squad and the final 14 weeks of the season on the Tampa Bay practice squad.

## COLLEGE

- ★ Played at Hofstra.
- ★ Recorded 53 tackles, one interception, two forced fumbles and one fumble recovery during his senior season.
- ★ Finished his career with two interceptions.
- ★ Earned his degree in mass media studies.

## PERSONAL

- ★ Attended Gwynn Park High School in Brandywine, Md.
- ★ Played football, basketball and ran track.
- ★ Led high school to a regional championship and earned second-team all county honors during his senior year.
- ★ Was a black belt in Tae Kwan Do in middle school.
- ★ Born Kyle Chandler Arrington on Aug. 12, 1986 in Accokeek, Md.
- ★ Kyle and his wife, Vashonda Murphy, have a son, Kyle Chandler Arrington, Jr.



# KYLE ARRINGTON

Pos: CB Ht: 5-10 Wt: 190 Year: 5th Acq: FA-09 College: Hofstra Born: 8/12/86

REGULAR SEASON		TACKLES						INTERCEPTIONS						MISCELLANEOUS				
Year	Team	G/S	TT	UT	A	S	Yds	No	Yds	Avg	Lg	TD	PD	FF	FR	Yds	TD	SpT
2009	Buccaneers	1/0	0	0	0	0.0	0.0	0	0	0.0	0	0	0	0	0	0	0	0
2009	Patriots	8/0	0	0	0	0.0	0.0	0	0	0.0	0	0	0	0	0	0	0	17
2010	Patriots	16/14	67	51	16	0.0	0.0	1	36	36.0	36t	1	5	0	0	0	0	16
2011	Patriots	16/14	83	56	27	0.0	0.0	7	92	14.3	28	0	15	0	1	0	0	10
2012	Patriots	16/12	67	54	13	0.0	0.0	0	0	0.0	0	0	11	1	1	0	0	9
2013	Patriots	16/12	60	45	15	2.0	11.0	1	5	5.0	5	0	12	2	0	0	0	4
Totals – 5 Years		73/52	277	206	71	2.0	11.0	9	133	14.8	36t	1	43	3	2	0	0	56

**Additional Statistics:** 35-yard blocked FG return for TD vs. Miami (10/4/10)

POSTSEASON		TACKLES						INTERCEPTIONS						MISCELLANEOUS				
Year	Team	G/S	TT	UT	A	S	Yds	No	Yds	Avg	Lg	TD	PD	FF	FR	Yds	TD	Sp
2009	Patriots	1/0	0	0	0	0.0	0.0	0	0	0.0	0	0	0	0	0	0	0	1
2010	Patriots	1/1	2	2	0	0.0	0.0	0	0	0.0	0	0	0	0	0	0	0	0
2011	Patriots	3/3	17	13	4	0.0	0.0	0	0	0.0	0	0	1	1	0	0	0	1
2012	Patriots	2/0	6	4	2	0.0	0.0	0	0	0.0	0	0	1	1	1	0	0	3
2013	Patriots	2/1	8	5	3	0.0	0.0	0	0	0.0	0	0	0	0	0	0	0	0
Totals – 5 Years		9/5	33	24	9	0.0	0.0	0	0	0.0	0	0	2	1	0	0	0	5

**Additional Statistics:** Recovered a fumble on a muffed punt vs. Baltimore (1/10/09)

## ARRINGTON'S CAREER GAME-BY-GAME

2009	Opponent	P/S	TT	UT	A	S	Yds	Int	Yds	PD	FF	FR	SpT
09/14	Buffalo												
09/20	at N.Y. Jets												
09/27	Atlanta												
10/04	Baltimore												
10/11	at Denver												
10/18	Tennessee												
10/25	at Tampa Bay												
11/08	Miami	p	-	-	-	-	-	-	-	-	-	-	2
11/15	at Indianapolis	p	-	-	-	-	-	-	-	-	-	-	2
11/22	N.Y. Jets	p	-	-	-	-	-	-	-	-	-	-	1
11/30	at New Orleans												
12/06	at Miami	p	-	-	-	-	-	-	-	-	-	-	2
12/13	Carolina	p	-	-	-	-	-	-	-	-	-	-	3
12/20	at Buffalo	p	-	-	-	-	-	-	-	-	-	-	2
12/27	Jacksonville	p	-	-	-	-	-	-	-	-	-	-	5
01/03	at Houston	p	-	-	-	-	-	-	-	-	-	-	0
<b>2009 Totals</b>		<b>8/0</b>	<b>0</b>	<b>0</b>	<b>0</b>	<b>0</b>	<b>0</b>	<b>0</b>	<b>0</b>	<b>0</b>	<b>0</b>	<b>0</b>	<b>17</b>
01/10	Baltimore	p	-	-	-	-	-	-	-	-	-	-	-
<b>2009 Postseason</b>		<b>1/0</b>	<b>0</b>	<b>0</b>	<b>0</b>	<b>0.0</b>	<b>0.0</b>	<b>0</b>	<b>0</b>	<b>0</b>	<b>0</b>	<b>0</b>	<b>0</b>

2010	Opponent	P/S	TT	UT	A	S	Yds	Int	Yds	PD	FF	FR	SpT
09/12	Cincinnati	p	0	0	0	-	-	-	-	-	-	-	2
09/19	at N.Y. Jets	p	2	1	1	-	-	-	-	-	-	-	-
09/26	Buffalo	S	5	3	2	-	-	-	-	-	-	-	-
10/04	at Miami	S	9	6	3	-	-	-	-	-	-	-	-
10/17	Baltimore	S	7	7	0	-	-	-	-	-	-	-	-
10/24	at San Diego	S	4	3	1	-	-	-	1	-	-	-	3
10/31	Minnesota	S	7	3	4	-	-	-	-	-	-	-	1
11/07	at Cleveland	S	4	4	0	-	-	-	-	-	-	-	-
11/14	at Pittsburgh	S	2	2	0	-	-	-	1	-	-	-	1
11/21	Indianapolis	S	3	3	0	-	-	-	-	-	-	-	1
11/25	at Detroit	S	2	2	0	-	-	-	-	-	-	-	2
12/06	N.Y. Jets	S	6	4	2	-	-	-	-	-	-	-	2
12/12	at Chicago	S	4	3	1	-	-	-	1	-	-	-	-
12/19	Green Bay	S	5	4	1	-	1	36	2	-	-	-	-
12/26	at Buffalo	S	3	2	1	-	-	-	-	-	-	-	-
1/02	at Miami	S	4	4	0	-	-	-	-	-	-	-	1
<b>2010 Totals</b>		<b>16/14</b>	<b>67</b>	<b>51</b>	<b>16</b>	<b>0.0</b>	<b>0.0</b>	<b>1</b>	<b>36</b>	<b>5</b>	<b>0</b>	<b>0</b>	<b>16</b>
01/16	N.Y. Jets	S	2	2	0	0.0	0.0	0	0	0	0	0	0
<b>2010 Postseason</b>		<b>1/1</b>	<b>2</b>	<b>2</b>	<b>0</b>	<b>0.0</b>	<b>0.0</b>	<b>0</b>	<b>0</b>	<b>0</b>	<b>0</b>	<b>0</b>	<b>0</b>

2011	Opponent	P/S	TT	UT	A	S	Yds	Int	Yds	PD	FF	FR	SpT
09/12	at Miami	p	1	1	0	-	-	1	5	1	-	-	1
09/18	San Diego	p	5	4	1	-	-	-	1	-	-	-	1
09/25	at Buffalo	S	6	4	2	-	-	2	37	3	-	-	-
10/02	at Oakland	S	8	3	5	-	-	-	-	-	-	-	-
10/09	N.Y. Jets	S	1	1	0	-	-	-	-	-	-	-	-
10/16	Dallas	S	9	6	3	-	-	1	6	1	-	-	2
10/30	at Pittsburgh	S	9	4	5	-	-	-	-	-	-	-	1
11/06	N.Y. Giants	S	2	1	1	-	-	1	0	1	-	-	-
11/13	at N.Y. Jets	S	2	1	1	-	-	-	1	-	-	-	2
11/21	Kansas City	S	4	3	1	-	-	2	44	2	-	-	1
11/27	at Philadelphia	S	10	9	1	-	-	-	2	-	-	-	-
12/04	Indianapolis	S	5	4	1	-	-	-	-	-	-	-	1
12/11	at Washington	S	6	5	1	-	-	-	-	-	-	-	1
12/18	at Denver	S	6	3	3	-	-	-	-	-	-	-	-
12/24	Miami	S	3	3	0	-	-	-	1	-	-	-	1
01/02	Buffalo	S	6	4	2	-	-	-	-	-	-	-	-
<b>2011 Totals</b>		<b>16/14</b>	<b>83</b>	<b>56</b>	<b>27</b>	<b>0.0</b>	<b>0.0</b>	<b>7</b>	<b>92</b>	<b>13</b>	<b>0</b>	<b>1</b>	<b>10</b>
01/14	Denver	S	10	7	3	-	-	-	-	1	1	-	1
01/22	Baltimore	S	3	2	1	-	-	-	-	-	-	-	-
02/05	N.Y. Giants	S	4	4	0	-	-	-	-	-	-	-	-
<b>2011 Postseason</b>		<b>3/3</b>	<b>17</b>	<b>13</b>	<b>4</b>	<b>0.0</b>	<b>0.0</b>	<b>0</b>	<b>0</b>	<b>1</b>	<b>1</b>	<b>0</b>	<b>1</b>

2012	Opponent	P/S	TT	UT	A	S	Yds	Int	Yds	PD	FF	FR	SpT
09/09	Tennessee	S	3	2	1	-	-	-	-	1	-	-	1
09/16	Arizona	S	3	1	2	-	-	-	-	-	-	-	1
09/23	at Baltimore	S	7	6	1	-	-	-	-	-	-	-	-
09/30	at Buffalo	S	4	3	1	-	-	-	1	-	-	-	-
10/07	Denver	S	5	4	1	-	-	-	-	-	-	-	1
10/14	at Seattle	S	2	2	0	-	-	-	-	-	-	-	-
10/21	N.Y. Jets	S	6	6	0	-	-	-	1	-	-	-	1
10/28	at St. Louis	S	1	0	1	-	-	-	-	-	-	-	-
11/11	Buffalo	S	6	4	2	-	-	-	1	-	1	-	-
11/18	Indianapolis	S	5	4	1	-	-	-	2	-	-	-	-
11/22	at N.Y. Jets	p	3	3	0	-	-	-	2	-	-	-	-
12/02	at Miami	p	6	6	0	-	-	-	1	-	1	-	-
12/10	Houston	p	1	1	0	-	-	-	2	-	-	-	2
12/16	San Francisco	p	2	1	1	-	-	-	-	-	-	-	-
12/23	at Jacksonville	S	7	6	1	-	-	-	-	-	-	-	1
12/30	Miami	S	6	5	1	-	-	-	1	-	-	-	2
<b>2012 Totals</b>		<b>16/12</b>	<b>67</b>	<b>54</b>	<b>13</b>	<b>0.0</b>	<b>0.0</b>	<b>0</b>	<b>0</b>	<b>11</b>	<b>1</b>	<b>1</b>	<b>9</b>
01/13	Houston	S	1	1	0	-	-	-	-	-	-	-	-
01/20	Baltimore	S	5	3	2	-	-	-	-	1	-	-	2
<b>2012 Postseason</b>		<b>2/2</b>	<b>6</b>	<b>4</b>	<b>2</b>	<b>0.0</b>	<b>0.0</b>	<b>0</b>	<b>0</b>	<b>1</b>	<b>0</b>	<b>0</b>	<b>3</b>



# CHRIS BARKER



# 64

HT: 6-2 WT: 310  
Born: 8/3/1990 Exp. (NFL/Patriots): Rookie  
GP/GS (Playoffs): 4/0 (0/0) Acq: CW (MIA)-13  
College: Nevada Hometown: Fontana, Calif.

**GUARD**

## CAREER TRANSACTIONS

Chris Barker was claimed off waivers and awarded to the New England Patriots on Sept. 1, 2013 ... Originally signed by Miami as a rookie free agent (5/3/13) ... Released by Miami (8/31/13).

## SEASONAL REVIEWS

**2013 (4/0)**

- ★ Was active but did not play at Buffalo (9/8), vs. N.Y. Jets (9/12).
- ★ Played in his first professional game, appearing on special teams vs. Tampa Bay (9/22).
- ★ Was inactive at Atlanta (9/29), at Cincinnati (10/6), vs. New Orleans (10/13), at N.Y. Jets (10/20), vs. Miami (10/27), vs. Pittsburgh (11/3), at Carolina (11/18), vs. Denver (11/24), at Miami (12/15), vs. Buffalo (12/29), vs. Indianapolis (1/11) and at Denver (1/19).

## COLLEGE

- ★ Was a four-year starter (2009-2012) for Nevada at guard.
- ★ Recorded 53 career starts to become the only player in school history to start every game in all four seasons.
- ★ Started all 13 games as a senior in 2012.
- ★ Voted team captain by his teammates as a junior in 2011.
- ★ Named first-team All-WAC.

## PERSONAL

- ★ Attended Etiwanda (Calif.) High School.
- ★ Earned three letters in football.
- ★ Earned first-team all-league honors as both an offensive and defensive lineman.
- ★ Majored in criminal justice.
- ★ Born on Aug. 13, 1990, in West Covina, Calif.



# STEVE BEAUHARNAIS



# 58

HT: 6-2 WT: 230  
Born: 5/2/1990 Exp. (NFL/Patriots): Rookie  
GP/GS (Playoffs): 2/0 (0/0) Acq: D7b-13 (235th)  
College: Rutgers Hometown: Saddle Brook, N.J.

**LINEBACKER**

## Pronounced bo-HARR-ness

## CAREER TRANSACTIONS

Steve Beauharnais was drafted by the New England Patriots in the seventh round (235th overall) of the 2013 NFL Draft.

## SEASONAL REVIEWS

**2013 (2/0, 0/0)**

- ★ Was active but did not play at Buffalo (9/8) and vs. New Orleans (10/13).
- ★ Was inactive vs. N.Y. Jets (9/12), vs. Tampa Bay (9/22), at Atlanta (9/29), at Cincinnati (10/6), vs. Miami (10/27), vs. Pittsburgh (11/3), at Carolina (11/18), vs. Denver (11/24) at Houston (12/1), vs. Cleveland (12/8), at Miami (12/15), vs. Buffalo (12/29), vs. Indianapolis

(1/11) and at Denver (1/19).

- ★ Played in his first NFL game at N.Y. Jets (10/20), appearing on special teams.
- ★ Posted his first career tackle at Baltimore (12/22).

## COLLEGE

- ★ Started 41-of-51 games in his college career beginning with the final three contests of his freshman campaign through senior year.
- ★ Semifinalist for the 2012 Butkus Award.
- ★ Selected captain by his teammates his senior season.

## PERSONAL

- ★ Played one year at St. Joseph's, the same high school as Devin McCourty.
- ★ Majored in labor studies.

## STEVE BEAUHARNAIS

Pos: LB Ht: 6-2 Wt: 230 Year: R Acq: D7b-13 (235th) College: Rutgers Born: 5/2/90

REGULAR SEASON		TACKLES						INTERCEPTIONS					MISCELLANEOUS					
Year	Team	G/S	TT	UT	A	S	Yds	No	Yds	Avg	Lg	TD	PD	FF	FR	Yds	TD	SpT
2013	Patriots	2/0	1	0	1	0.0	0.0	0	0	0.0	0	0	0	0	0	0	0	0
Totals - 1 Year		2/0	1	0	1	0.0	0.0	0	0	0.0	0	0	0	0	0	0	0	0



# JAKE BEQUETTE



# 92

HT: 6-5 WT: 265  
Born: 2/21/1989 Exp. (NFL/Patriots): 2/2  
GP/GS (Playoffs): 8/0 (0/0) Acq: D3-12 (90th)  
College: Arkansas Hometown: Little Rock, Ark.

**D E F E N S I V E   E N D**

## PRONOUNCED BECK-it

### CAREER TRANSACTIONS

Jake Bequette was drafted by the New England Patriots in the third round (90th overall) of the 2012 NFL Draft.

### SEASONAL REVIEWS

**2013 (5/0, 0/0)**

- ★ Played a limited role on defense in the season opener at Buffalo (9/8).
- ★ Was active but did not play vs. N.Y. Jets (9/12).
- ★ Was inactive at Atlanta (9/29), vs. Miami (10/27), vs. Pittsburgh (11/3), at Carolina (11/18), vs. Denver (11/24), at Houston (12/1), vs. Cleveland (12/8), at Miami (12/15), at Baltimore (12/22), Buffalo (12/29), vs. Indianapolis (1/11) and at Denver (1/19).

**2012 (3/0, 0/0)**

- ★ Played in three games as a reserve and was inactive for 13 games.
- ★ Did not register any defensive statistics.
- ★ Was inactive for both playoff games.
- ★ Made his NFL debut as a reserve on defense at Buffalo (9/30).
- ★ Also played at St. Louis (10/28) and at Miami (12/2).

### COLLEGE

- ★ Bequette appeared in 48 games for Arkansas, starting 42 contests.
- ★ Recorded 126 tackles (64 solo) with 23½ sacks for

## EXTRA POINTS

Jake is the fourth member of the Bequette family to play football at Arkansas:

- His father Jay played from 1980-82.
- His uncle Chris played from 1984-87.
- His grandfather George played from 1954-56.

minus 165 yards, 32½ stops for losses totaling 198 yards and 35 quarterback pressures.

- ★ Caused eight fumbles and recovered three others, adding a safety and five pass deflections.
- ★ Was one of four players in school history to register 20 sacks during a career, ranking third on the all-time list while joining Wayne Martin (25½; 1985-88), Henry Ford (25; 1990-93) and Steven Conley (21; 1992-95).
- ★ His 10 sacks in 2011 rank sixth on the school season-record chart.

### PERSONAL

- ★ Born Feb. 21, 1989, he is the son of Jay and Cindy Bequette.
- ★ He earned his bachelor's degree in finance.
- ★ He was named to the SEC's Freshman Academic Honor Roll and Arkansas' Lon Farrell Academic Honor Roll for the 2007-08 academic year, and to the Razorback Honor Roll for the 2008-09 year.
- ★ He was named to the SEC Academic Honor Roll and the Athletic Director's List in the fall of 2009 and the fall of 2010.

## JAKE BEQUETTE

Pos: DE Ht: 6-5 Wt: 265 Year: 2nd Acq: D3-12 (90th) College: Arkansas Born: 2/21/89

REGULAR SEASON		TACKLES						INTERCEPTIONS					MISCELLANEOUS					
Year	Team	G/S	TT	UT	A	S	Yds	No	Yds	Avg	Lg	TD	PD	FF	FR	Yds	TD	SpT
2012	Patriots	3/0	0	0	0	0.0	0.0	0	0	0.0	0	0	0	0	0	0	0	0
2013	Patriots	5/0	0	0	0	0.0	0.0	0	0	0.0	0	0	0	0	0	0	0	0
Totals – 2 Years		8/0	0	0	0	0.0	0.0	0	0	0.0	0	0	0	0	0	0	0	0





# LEGARRETTE BLOUNT



# 29

HT: 6-0 WT: 250  
Born: 12/5/1986 Exp. (NFL/Patriots): 4/1  
GP/GS (Playoffs): 56/28 (2/1) Acq: TR (TB)-13  
College: Oregon Hometown: Perry, Fla.

## R U N N I N G   B A C K

## PRONOUNCED LUH-garrett BLUNT

### CAREER TRANSACTIONS

LeGarrette Blount was acquired by the New England Patriots from Tampa Bay in a trade on April 27, 2013 in exchange for Jeff Demps and a 2013 seventh round draft selection... Originally signed by the Tennessee Titans as a rookie free agent (4/26/10)... Released by Tennessee (9/5/10)... Claimed off waivers and awarded to Tampa Bay from Tennessee (9/6/10).

### CAREER HIGHLIGHTS

- ★ Led all rookie running backs in rushing, posting 1,007 yards in 2010 and became only the second undrafted rookie running back to have a 1,000 yard season in league history.
- ★ Named NFL Offensive Rookie of the Month for December/January 2010 after posting a league-high 511 yards in the final five games of the season.
- ★ Was named the FedEx Ground Player of the Week following his career-high 164-yard performance vs. Seattle (12/26/10).

### SEASONAL REVIEWS

#### 2013 (16/7, 2/1)

- ★ Compiled a team-high 65 rushing yards on 14 carries vs. Tampa Bay (9/22).
- ★ Rushed nine times for 64 yards including a 47-yard touchdown scamper at Atlanta (9/29). The 47-yard rush was the longest touchdown run by the Patriots since LaMont Jordan had a 49-yard touchdown run at Oakland on Dec. 14, 2008. It was the longest run by a Patriots running back since Sammy Morris had a 55-yard run vs. Jacksonville on Dec. 27, 2009.
- ★ Made his first start for New England at Cincinnati (10/6), and led the team in rushing for the second straight game, compiling 51 yards on 12 carries.
- ★ Rushed five times for 47 yards and a touchdown vs. Pittsburgh (11/3).
- ★ Led the team with 12 carries for 44 yards and a touchdown at Houston (12/1).
- ★ Led the Patriots rushing attack with 76 yards on 16 carries and the third two-touchdown game of his career at Baltimore (12/22).
- ★ Set a new Patriots single-game record with 334 all-purpose yards, gaining yards 189 yards from scrimmage and adding 145 return yards vs. Buffalo (12/29). Added touchdown runs of 35 and 36 yards. Blount's performance topped the 51-year-old team record set by Larry Garron on November 3, 1962, when Garron had 273 all-purpose yards at Buffalo. Blount's 334 all-purpose yards ranks 11th in NFL history and is the highest total net yardage total by an NFL player in a

game since Minnesota's Adrian Peterson had 361 all-purpose yards on Oct. 14, 2007. The 189 rushing yards on 24 carries were the fifth-highest single-game total in Patriots history and the highest rushing total during Bill Belichick's coaching tenure in New England. Was named AFC Offensive Player of the Week for his efforts.

- ★ Rushed 24 times for 166 yards and scored four rushing touchdowns vs. Indianapolis (1/11), to set a Patriots franchise record for most rushing touchdowns in a game (regular season or playoffs), and tallying the second most rushing touchdowns in a playoff game in NFL history. Blount's 166 rushing yards tied Curtis Martin for the most rushing yards in a playoff game in Patriots history. His 73-yard touchdown run in the fourth quarter was the second-longest run in team playoff history.
- ★ Blount's 355 rushing yards in the regular season finale (189 vs. Buffalo on Dec. 29) and Divisional Playoff (166 vs. Indianapolis on Jan. 11) is the highest consecutive game total in team history, besting Curtis Martin who rushed for 320 yards over a two-game stretch in 1997.

#### 2012 (13/0 – Tampa Bay)

- ★ Played in 13 games, registering 41 carries for 151 yards and two touchdowns, in addition to one reception for two yards.
- ★ Rushed for his first touchdown of the season vs. Washington (9/30).
- ★ Posted a season-high 58 yards and a touchdown on seven carries vs. Kansas City (10/14).

#### 2011 (14/14 – Tampa Bay)

- ★ Played and started 14 games, registering 184 rushes for 781 yards and five touchdowns, adding 15 receptions for 148 yards.
- ★ Tallied 71 yards and two touchdowns on 13 carries including the game-winning touchdown at Minnesota (9/18).
- ★ Posted a season-high 127 yards rushing on 25 carries vs. Indianapolis (10/3).
- ★ Earned the Pizza Hut NFL Player of the Year award for his 54-yard touchdown run vs. Green Bay (11/20), finishing with 107 yards on 18 carries.
- ★ Carried the ball 20 times for 103 yards and caught a career-high three passes for 56 yards, registering his second straight 100-yard game at Tennessee (11/27).

### HONORS & AWARDS

2013

AFC Offensive Player of the Week (Week 17)

## BLOUNT SETS YARDAGE RECORD

## PATRIOTS RECORD/MOST ALL-PURPOSE YARDS IN A GAME

Player	Date	Opp	All-Purpose	Scrimmage	Ret.
LeGarrette Blount	12/29/13	BUF	334	189	145
Larry Garron	11/03/62	at BUF	273	100	173
Kevin Faulk	12/22/02	NYJ	271	51	220
Dick Christy	11/04/60	OAK	261	184	77
Carl Garrett	10/11/69	at BUF	250	76	174

## 2010 (13/7 – Tampa Bay)

★ Went to training camp with Tennessee and was released and claimed by Tampa Bay before the start of the regular season.

★ Played in 13 games with seven starts, rushing for 1,007 yards and six touchdowns on 201 carries as a rookie; added five receptions for 14 yards.

★ Named to The Sporting News and PFW/PFWA All-Rookie Teams.

★ Named NFL Offensive Rookie of the Month for December/January 2010 after posting a league-high 511 yards in the final five games of the season.

★ Nominated for the Pepsi Rookie of the Week award four times.

★ Rushed for his first NFL touchdown in his NFL debut, with 27 yards on six carries vs. Pittsburgh (9/26).

★ Posted his first 100-yard game, rushing for 120 yards on 22 carries and a career-high two touchdowns at Arizona (10/31).

★ Made his first career start at San Francisco (11/21), rushing 26 times for 82 yards.

★ Recorded 20 carries for 103 yards and a touchdown

## BLOUNT RUSHES INTO RECORD BOOKS

## PATRIOTS RECORD/MOST RUSHING YARDS IN A GAME

Player	Date	Opp	Rush	Yds.	TD
Tony Collins	9/18/83	N.Y. Jets	23	212	3
Jim Nance	10/30/66	Oakland	38	208	2
Curtis Martin	9/14/97	N.Y. Jets	40	199	1
Robert Edwards	12/13/98	at St. Louis	24	196	0
<b>LeGarrette Blount 12/29/13</b>		<b>Buffalo</b>	<b>24</b>	<b>189</b>	<b>2</b>
Jim Nance	9/24/67	Buffalo	34	185	1

vs. Atlanta (12/5).

★ Registered back-to-back 100-yard rushing games with 110 yards and a touchdown vs. Detroit (12/19) and a career-high 164 yards on 18 carries vs. Seattle (12/26).

★ Was named the FedEx Ground Player of the Week following his 164-yard performance vs. Seattle (12/26).

## COLLEGE

★ Spent two seasons at Oregon following two years at East Mississippi Community College (Scooba, Miss.)

★ Rushed for a combined 3,358 yards and 37 touchdowns at the two schools, including 1,066 yards and 19 touchdowns in 16 games at Oregon.

★ Scored a school record 17 touchdowns as a junior in 2008 and was named All-Pac 10 honorable mention and won the Duane Cargill Award, given to Oregon's impact player.

★ Posted 367 carries, 2,292 yards and 18 touchdowns in 17 games, in addition to 19 receptions for 283 yards and two scores at East Mississippi Community College.

★ Named a junior college All-American and first team all-state.

## MOST RUSH TD IN NFL PLAYOFF GAME

## NFL RECORD/MOST RUSH TD IN A PLAYOFF GAME

Player	Rush TD	Date	Team	Opp
Ricky Watters	5	01/15/94	SF	NYG
<b>LeGarrette Blount</b>	<b>4</b>	<b>01/11/14</b>	<b>NE</b>	<b>IND</b>

## MOST RUSH TD IN A SINGLE GAME

Includes Regular Season and Playoff Games

Player	Rush TD	Date	Opponent
<b>LeGarrette Blount*</b>	<b>4</b>	<b>01/11/14</b>	<b>IND</b>
Corey Dillon	3	12/3/2006	DET
Curtis Martin	3	1/5/1997	PIT
Curtis Martin	3	11/3/1996	MIA
Mosi Tatupu	3	12/11/1983	LAR
Tony Collins	3	9/18/1983	NYJ
Sam Cunningham	3	10/20/1974	BUF

\*-Playoffs

## MOST CAREER PLAYOFF RUSH TD

Player	Games	Rush TD
Curtis Martin	3	5
<b>LeGarrette Blount</b>	<b>1</b>	<b>4</b>
Corey Dillon	8	4

## PERSONAL

★ Recorded three straight 1,000 yard rushing seasons at Taylor County High School (Perry, Fla.), where he was a four-year starter and was named second team all-state as a senior.

★ Has a son, LeGarrette Rashon Blount, Jr.

★ Majored in political science.

## MOST RUSH YDS IN A PLAYOFF GAME

Player	Rush Yds	Date	Opponent
<b>LeGarrette Blount</b>	<b>166</b>	<b>01/11/14</b>	<b>IND</b>
Curtis Martin	166	01/05/97	PIT
Corey Dillon	144	01/16/05	IND
Laurence Maroney	122	01/12/08	JAX
Laurence Maroney	122	01/20/08	SD

## LONGEST RUSH IN A PLAYOFF GAME

Player	Rush Yds	Date	Opponent
Curtis Martin	78t	01/05/97	PIT
<b>LeGarrette Blount</b>	<b>73t</b>	<b>01/11/14</b>	<b>IND</b>
Robert Weathers	45	01/12/86	MIA
Aaron Hernandez	43	01/14/12	DEN

# LEGARRETTE BLOUNT

Pos: RB Ht: 6-0 Wt: 250 Year: 4th Acq: TR (TB)-13 College: Oregon Born: 12/5/86

REGULAR SEASON		RUSHING						RECEIVING				
Year	Team	G/S	No	Yds	Avg	Lg	TD	No	Yds	Avg	Lg	TD
2010	Buccaneers	13/7	201	1,007	5.0	53	6	5	14	2.8	7	0
2011	Buccaneers	14/14	184	781	4.2	54t	5	15	148	9.9	35	0
2012	Buccaneers	13/0	41	151	3.7	35	2	1	2	2.0	2	0
2013	Patriots	16/7	153	772	5.0	47t	7	2	38	19.0	32	0
<b>Totals - 4 Years</b>		<b>56/28</b>	<b>579</b>	<b>2,711</b>	<b>4.7</b>	<b>54t</b>	<b>20</b>	<b>23</b>	<b>202</b>	<b>8.8</b>	<b>35</b>	<b>0</b>
POSTSEASON		RUSHING						RECEIVING				
Year	Team	G/S	No	Yds	Avg	Lg	TD	No	Yds	Avg	Lg	TD
2013	Patriots	2/1	29	172	5.9	73t	4	0	0	0.0	0	0
<b>Totals - 1 Year</b>		<b>2/1</b>	<b>29</b>	<b>172</b>	<b>5.9</b>	<b>73t</b>	<b>4</b>	<b>0</b>	<b>0</b>	<b>0.0</b>	<b>0</b>	<b>0</b>

## BLOUNT'S CAREER GAME-BY-GAME

		Rushing						Receiving					
2010	Opponent	P/S	No	Yds	Avg	Lg	TD	No	Yds	Avg	Lg	TD	
09/12	Cleveland		Inactive										
09/19	at Carolina		Inactive										
09/26	Pittsburgh	p	6	27	4.5	12	1	-	-	-	-	-	
10/10	at Cincinnati	p	4	3	0.8	3	0	-	-	-	-	-	
10/17	New Orleans		Inactive										
10/24	St. Louis	p	11	72	6.5	17	0	-	-	-	-	-	
10/31	at Arizona	p	22	120	5.5	48	2	2	9	4.5	7	0	
11/07	at Atlanta	p	13	46	3.5	21	0	-	-	-	-	-	
11/14	Carolina	p	19	91	4.8	24	1	-	-	-	-	-	
11/21	at San Francisco	S	26	82	3.2	16	0	-	-	-	-	-	
11/28	at Baltimore	S	13	55	4.2	16	0	-	-	-	-	-	
12/05	Atlanta	S	20	103	5.2	28	1	-	-	-	-	-	
12/12	at Washington	S	15	68	4.5	18	0	-	-	-	-	-	
12/19	Detroit	S	15	110	7.3	39t	1	-	-	-	-	-	
12/26	Seattle	S	18	164	9.1	53	0	1	3	3.0	3	0	
01/02	at New Orleans	S	19	66	3.5	16	0	2	2	1.0	2	0	
<b>2010 Totals</b>		<b>13/7</b>	<b>201</b>	<b>1,007</b>	<b>5.0</b>	<b>53</b>	<b>6</b>	<b>5</b>	<b>14</b>	<b>2.8</b>	<b>7</b>	<b>0</b>	
2011	Opponent	P/S	No	Yds	Avg	Lg	TD	No	Yds	Avg	Lg	TD	
09/11	Detroit	S	5	15	3.0	5	0	-	-	-	-	-	
09/18	at Minnesota	S	13	71	5.5	27t	2	-	-	-	-	-	
09/25	Atlanta	S	24	81	3.4	12	0	1	13	13.0	0	0	
10/03	Indianapolis	S	25	127	5.1	35t	1	1	14	14.0	0	0	
10/09	at San Francisco	S	10	34	3.4	9	0	2	31	15.5	29	0	
10/16	New Orleans		Inactive										
10/23	Chicago		Inactive										
11/06	at New Orleans	S	13	72	5.5	27	0	2	8	4.0	11	0	
11/13	Houston	S	10	34	3.4	9	0	1	0	0.0	0	0	
11/20	at Green Bay	S	18	107	5.9	54t	1	1	6	6.0	6	0	
11/27	Tennessee	S	20	103	5.2	16	0	3	56	18.7	35	0	
12/04	Carolina	S	11	19	1.7	6	0	-	-	-	-	-	
12/11	at Jacksonville	S	18	74	4.1	11	1	1	6	6.0	6	0	
12/17	Dallas	S	9	21	2.3	7	0	-	-	-	-	-	
12/24	at Carolina	S	2	11	5.5	8	0	-	-	-	-	-	
01/01	at Atlanta	S	6	12	2.0	4	0	3	14	4.7	11	0	
<b>2011 Totals</b>		<b>14/14</b>	<b>184</b>	<b>781</b>	<b>4.2</b>	<b>54t</b>	<b>5</b>	<b>15</b>	<b>148</b>	<b>9.9</b>	<b>35</b>	<b>0</b>	
2012	Opponent	P/S	No	Yds	Avg	Lg	TD	No	Yds	Avg	Lg	TD	
09/09	Carolina	p	3	8	2.7	4	0	1	2	2.0	2	0	
09/16	at N.Y. Giants	p	-	-	-	-	-	-	-	-	-	-	
09/23	at Dallas	p	4	19	4.8	11	0	-	-	-	-	-	
09/30	Washington	p	6	17	2.8	6	1	-	-	-	-	-	
10/14	Kansas City	p	7	58	8.3	35	1	-	-	-	-	-	
10/21	New Orleans	p	5	-2	-0.4	1	0	-	-	-	-	-	
10/25	at Minnesota	p	8	16	2.0	8	0	-	-	-	-	-	
11/04	Oakland	p	2	5	2.5	3	0	-	-	-	-	-	
11/11	San Diego	p	1	3	3.0	3	0	-	-	-	-	-	
11/18	at Carolina		Did Not Play					-	-	-	-	-	
11/25	Atlanta	p	-	-	-	-	-	-	-	-	-	-	
12/02	at Denver		Did Not Play					-	-	-	-	-	
12/09	Philadelphia	p	1	2	2.0	2	0	-	-	-	-	-	
12/16	at New Orleans	p	4	25	6.3	10	0	-	-	-	-	-	
12/23	St. Louis	p	-	-	-	-	-	-	-	-	-	-	
12/30	at Atlanta		Did Not Play					-	-	-	-	-	
<b>2012 Totals</b>		<b>13/0</b>	<b>41</b>	<b>151</b>	<b>3.7</b>	<b>35</b>	<b>2</b>	<b>1</b>	<b>2</b>	<b>2.0</b>	<b>2</b>	<b>0</b>	



# BRANDON BOLDEN



# 38

HT: 5-11 WT: 220

Born: 1/26/1990 Exp. (NFL/Patriots): 2/2

GP/GS (Playoffs): 22/2 (4/0) Acq: FA-12

College: Mississippi Hometown: Baton Rouge, La.

R U N N I N G B A C K

## CAREER TRANSACTIONS

Brandon Bolden was signed by the New England Patriots as a rookie free agent on May 10, 2012.

## SEASONAL REVIEWS

**2013 (11/2, 2/0)**

- ★ Was inactive for the first two games due to injury.
- ★ Made his season debut and first career start and compiled 100 total yards on offense vs. Tampa Bay (9/22). Rushed three times for 51 yards, including a career-long 46 yard gain and caught five passes for 49 yards, including a career-long 17-yard reception. The 46-yard gain was the longest by a Patriots running back since Sammy Morris gained 55 yards on a rush in 2009.
- ★ Started and rushed eight times for 36 yards at N.Y. Jets (10/20) and his first touchdown of the season. Also caught one pass for 7 yards.
- ★ Compiles eight rushes for 22 yards and a third-quarter touchdown vs. Miami (10/27). Also caught two passes for 7 yards.
- ★ Was a healthy scratch at Carolina (11/18) and vs. Cleveland (12/8).
- ★ Led the team with 13 rushes for 58 yards and a touchdown vs. Denver (11/24). Also caught one pass for 11 yards.
- ★ Caught one pass for a career-long 19-yard gain at Houston (12/1). Also rushed three times for two yards.

**2012 (10/0, 2/0)**

- ★ Played in 10 regular season games and missed four games due to an NFL suspension. Finished with 56 carries for 274 yards (4.9 avg) and two touchdowns.
- ★ Appeared as a reserve in both playoff contests.
- ★ Was inactive due to injury at St. Louis (10/28) and vs. NY Jets (10/21).

## BETTER THAN AVERAGE

Brandon Bolden finished with 16 carries for 137 yards and an 8.6-yard average at Buffalo (9/30/12). He also had runs of 20 and 27 yards. His 8.6-yard average is tied for the third highest ever in a single game for the Patriots among running backs with at least 15 rushing attempts.

### Highest Rushing Average/Single game

(min. 15 attempts)

Curtis Martin	9.6 (17-164 vs. Washington, Oct. 13, 1996)
Tony Collins	9.2 (23-212 vs. N.Y. Jets, Sept. 18, 1983)
<b>Brandon Bolden</b>	<b>8.6 (16-137 at Buffalo, Sept. 30, 2012)</b>
Sammy Morris	8.6 (16-138 vs. Denver, Oct. 20, 2008)
Jim Nance	8.6 (17-146 at Houston, Dec. 11, 1966)
Stevan Ridley	8.5 (15-127 at St. Louis, Oct. 28, 2012)

## EXTRA POINTS

- ★ Bolden's grandfather, Frank Pitts, played 10 years in the NFL, as a receiver for the Chiefs, Browns, and Raiders. He was with Kansas City for two Super Bowls, losing Super Bowl I and winning Super Bowl IV. Those are two games Bolden, quite proudly, has become familiar with by watching games with his grandfather.

"I remember being 6 years old, him popping in a highlight film of Super Bowl I and IV. I've seen that tape, I'm 22 now, I've seen that tape at least 500 times," Bolden said. "He's great, been pretty much my role model since forever. He'll call me at the end of the game and tell me everything I did wrong. He's my toughest critic, and I think that rubbed off on me."

- ★ Compiled 137 yards on 16 carries (8.6 avg) and a touchdown for the first 100-yard rushing game of his career at Buffalo (9/30). Bolden and Stevan Ridley (106 yards) became the first Patriots running back duo to eclipse 100 yards rushing in the same game since Nov. 23, 1980 at Baltimore Colts when Don Calhoun (106) and Vagas Ferguson (100) each went over 100 yards rushing. Also caught one pass for 11 yards. Earned FedEx NFL Ground Player of the Week for his efforts. His 8.6 yard-per carry average is tied for the third-highest ever in a single game for the Patriots among running backs with at least 15 rushing attempts.
- ★ Gained 54 yards on 14 carries (3.9 avg) vs. Denver (10/7) as part of a rushing attack that eclipsed 200 yards in back-to-back games for the first time since 1978.
- ★ Rushed for four yards on two carries (2.0 avg) including his first NFL touchdown at Baltimore (9/23).
- ★ Made his NFL debut and rushed for 11 yards on five carries (2.2 avg) in the season-opening win at Tennessee (9/9).
- ★ Finished career ranked second in school in history in total touchdowns (33) and rushing touchdowns (27), third in all-purpose yards (3,681) and fourth in rushing yards (2,604).
- ★ Played in 10 games with four starts as a senior in 2011, totaling 96 carries for 462 yards (4.8 avg) and four touchdowns while serving as team captain.
- ★ Earned Associated Press All-SEC Honorable Mention



## HONORS & AWARDS

**2012**

Fed-Ex Ground Player of the Week (Week 4)

honors as a junior after playing in all 12 games with 11 starts and tying the school's single-season record for total touchdowns (17) and rushing touchdowns (14) and finishing fifth in the SEC in rushing (81.3 ypg).

★ Appeared in all 13 games with eight starts as a

sophomore, registering 129 carries for 614 yards (4.8 avg) and four touchdowns and 20 receptions for 209 yards (10.5 avg) and one touchdown.

★ Played in all 13 games as a freshman, amassing 542 rushing yards, five touchdowns rushing and one touchdown receiving.

## PERSONAL

★ Born Jan. 26, 1990.

## BRANDON BOLDEN


Pos: RB Ht: 5-11 Wt: 220 Year: 2nd Acq: FA-12 College: Mississippi Born: 1/26/90

REGULAR SEASON		RUSHING						RECEIVING				
Year	Team	G/S	No	Yds	Avg	Lg	TD	No	Yds	Avg	Lg	TD
2012	Patriots	10/0	56	274	4.9	27	2	2	11	5.5	11	0
2013	Patriots	11/2	55	271	4.9	46	3	21	152	7.2	18	0
<b>Totals – 2 Years</b>		<b>21/2</b>	<b>111</b>	<b>545</b>	<b>4.9</b>	<b>46</b>	<b>5</b>	<b>23</b>	<b>152</b>	<b>7.1</b>	<b>18</b>	<b>0</b>
POSTSEASON		RUSHING						RECEIVING				
Year	Team	G/S	No	Yds	Avg	Lg	TD	No	Yds	Avg	Lg	TD
2012	Patriots	2/0	0	0	0.0	0	0	0	0	0.0	0	0
2013	Patriots	2/0	0	0	0.0	0	0	0	0	0.0	0	0
<b>Totals – 2 Years</b>		<b>4/0</b>	<b>0</b>	<b>0</b>	<b>0.0</b>	<b>0</b>	<b>0</b>	<b>0</b>	<b>0</b>	<b>0.0</b>	<b>0</b>	<b>0</b>

**Additional Statistics:** 2012: 6 Special Teams Tackles

# BOLDEN'S CAREER GAME-BY-GAME

2012	Opponent	P/S	Rushing					Receiving					11/18 Indianapolis	Did Not Play											
			No	Yds	Avg	Lg	TD	No	Yds	Avg	Lg	TD													
09/09 at	Tennessee	p	5	11	2.2	9	0	0	0	0.0	0	0	11/22 at	N.Y. Jets	Did Not Play										
09/16	Arizona	p	0	0	0.0	0	0	0	0	0.0	0	0	12/02 at	Miami	Did Not Play										
09/23 at	Baltimore	p	2	4	2.0	2t	1	0	0	0.0	0	0	12/10	Houston	p	2	11	5.5	6	0	0	0	0.0	0	0
09/30 at	Buffalo	p	16	137	8.6	27	1	1	11	11.0	11	0	0	12/16	San Francisco	p	0	0	0.0	0	0	0	0.0	0	0
10/07	Denver	p	14	54	3.9	24	0	1	0	0.0	0	0	12/23 at	Jacksonville	p	5	3	0.6	4	0	0	0	0.0	0	0
10/14 at	Seattle	p	6	28	4.7	13	0	0	0	0.0	0	0	12/30	Miami	p	6	26	4.3	24	0	0	0	0.0	0	0
10/21	N.Y. Jets	Inactive											2012 Totals	10/0	56	274	4.9	27	2	2	11	5.5	11	0	
10/28 at	St. Louis	Inactive											01/13	Houston	p	0	0	0.0	0	0	0	0.0	0	0	
11/11	Buffalo	Did Not Play											01/20	Baltimore	p	0	0	0.0	0	0	0	0.0	0	0	
													2012 Postseason	2/0	0	0	0.0	0	0	0	0	0.0	0	0	



JOSH  
BOYCE



82

HT: 5-11 WT: 205  
Born: 5/6/1991 Exp. (NFL/Patriots): Rookie  
GP/GS (Playoffs): 9/3 (0/0) Acq: D4a-13 (102nd)  
College: Texas Christian Hometown: Copperas Cove, Texas  
WIDE RECEIVER

PLAYERS

## CAREER TRANSACTIONS

Josh Boyce was drafted by the New England Patriots in the fourth round (102nd overall) of the 2013 NFL Draft.

## SEASONAL REVIEWS

2013 (9/3, 0/0)

- ★ Played in his first NFL game at Buffalo (9/8).
- ★ Made his first career start in a three wide receiver set vs. Tampa Bay (9/22).
- ★ Caught his first NFL pass at Atlanta (9/29), a 24-yard reception in the fourth quarter that helped set up a Patriots field goal.
- ★ Was inactive vs. New Orleans (10/13), at N.Y. Jets (10/20), vs. Miami (10/27), vs. Pittsburgh (11/3), vs. Denver (11/24), at Baltimore (12/22) and vs. Buffalo (12/29).
- ★ Saw action on offense and special teams at Houston (12/1). Caught one pass for six yards and returned six kickoffs for 149 yards.
- ★ Had his most productive game as a Patriot vs. Cleveland (12/8), producing career highs with three receptions for 49 yards and two kickoff returns for 46

yards. Also picked up a key pass interference penalty late in the fourth quarter that led to the game-winning touchdown.

- ★ Placed on Injured reserve on Jan. 2, 2014 with an ankle injury.

## COLLEGE

- ★ His 2,535 career yards receiving are the second-most in TCU history.
- ★ His 161 career catches are good enough for third on the all-time list on the career receptions list at TCU.
- ★ All-Big 12 Honorable mention and Associated Press All-Big 12 Honorable mention as a junior.
- ★ Led TCU in every receiving category as a junior.
- ★ First Team All-Mountain West and Biletnikoff Award Watch List as a sophomore in 2011 and Rivals.com second-team Freshman All-American in 2010.

## PERSONAL

- ★ Son of Travis and Jacqueline Boyce.
- ★ Honorable-mention all-state his senior year.
- ★ Graduated with a degree in sociology.

## JOSH BOYCE

Pos: WR Ht: 5-11 Wt: 205 Year: R Acq: D4a-13 (102nd) College: Texas Christian Born: 5/6/91

REGULAR SEASON			RECEIVING					KICK RETURNS				
Year	Team	G/S	No	Yds	Avg	Lg	TD	No	Yds	Avg	Lg	TD
2013	Patriots	9/3	9	121	13.4	30	0	9	214	23.8	41	0
Totals – 1 Year		9/3	9	121	13.4	30	0	9	214	23.8	41	0
POSTSEASON			RECEIVING					KICK RETURNS				
Year	Team	G/S	No	Yds	Avg	Lg	TD	No	Yds	Avg	Lg	TD
2013	Patriots	0/0	Injured Reserve									
Totals – 1 Year		0/0	0	0	0.0	0	0	0	0	0.0	0	0



# TOM BRADY



# 12

HT: 6-4 WT: 225

Born: 8/3/1977 Exp. (NFL/Patriots): 14/14

GP/GS (Playoffs): 193/191 (26/26) Acq: D6-00 (199th)

College: Michigan Hometown: San Mateo, Calif.

PRO BOWLS: SUPER BOWLS:

QUARTERBACK

01 04 05 07 09 10 11 12 13 01 03 04

## CAREER TRANSACTIONS

Tom Brady was drafted by the New England Patriots in the sixth round (199th overall) of the 2000 NFL Draft.

## CAREER HIGHLIGHTS

- ★ Brady is an 12-time Patriots team captain, elected to the position by his teammates every season since 2002.
- ★ Once again had at least one touchdown pass in all 16 games of the 2012 season, marking the third straight year he has done so and the first time a quarterback has thrown a TD pass in every game for three straight seasons in NFL history. Since the NFL went to a 16-game season in 1978, only seven quarterbacks have thrown for at least one touchdown in each game in a season. Tom Brady and Drew Brees are also the first to do so in two straight seasons (2010, 2011).
- ★ With 34 touchdown passes in 2012, reached 30 TD passes for the third straight season and became just the fifth player in NFL history with 30 or more touchdown passes in four separate seasons.
- ★ Finished 2011 with 5,235 passing yards and joined Peyton Manning (5,477 in 2013), Drew Brees (5,162 in 2013, 5,177 in 2012, 5,476 in 2011 and 5,069 in 2008), Dan Marino (5,084 in 1984) and Matthew Stafford (5,038 in 2011) as the only players in NFL history to reach 5,000 passing yards in a single season.
- ★ Two-time NFL MVP (2007 & 2010).
- ★ In 2010, became the first player in NFL history to be unanimously selected as the Associated Press Most Valuable Player.
- ★ Brady's overall record is 166-51 (.765) in regular-season and playoff games. It is the best record of any NFL quarterback in the Super Bowl Era (since 1966) with at least 100 starts.
- ★ Brady is 18-8 (.692) in the playoffs, the highest winning percentage in NFL history and his 18 total playoff wins are the most in NFL history.
- ★ Brady's touchdown-to-interception ratio (2.68) ranks second in NFL history among all players with 2,000 or more passing attempts.
- ★ Brady has been elected to the Pro Bowl nine times in his career (2001, 2004, 2005, 2007, 2009, 2010, 2011, 2012, 2013).
- ★ Threw at least one touchdown pass in 52 straight regular season games from 2010-2013. Brady's 52 straight games are second all time, behind Drew Brees (54).
- ★ Won and NFL-record 31 consecutive home games from 2006-11.
- ★ In 2010, Brady set career records for touchdown-to-interception ratio (9.0) and interception percentage (0.8), throwing only four interceptions on 492 pass attempts in the regular season.
- ★ Set an NFL record by attempting 358 consecutive passes from 2010-11 without throwing an interception.

★ Has amassed 19 four-touchdown games and 59 300-yard passing games in his 13-year career.

★ Has thrown 359 career touchdown passes, good for fifth all-time in NFL history.

★ In 2007, Brady was named the NFL's Most Valuable Player, setting all-time NFL records for most touchdown passes in a season (50), highest touchdown-interception differential (+42), most games with three or more touchdown passes (12), most touchdown passes in a month (20 in October 2007), and highest completion percentage in a game (92.9 percent on Jan. 12, 2008). Brady's 117.2 passer rating in 2007 was the second highest of all-time, while his 4,806 passing yards were the third highest single-season total in league history up to that point.

★ In addition to the NFL records Brady set in 2007, he also set Patriots franchise records for highest completion percentage in a season (68.9 percent), highest passer rating in a season (117.2), highest passer rating in a game (158.3 on Oct. 21, 2007) and most touchdown passes in a game (6 on Oct. 21, 2007).

★ In 2007, Brady contributed to the Patriots' establishment of several NFL single-season team records, including most points scored in a season (589), largest point differential in a season (+315) and most touchdowns in a season (75). The Patriots became the first team in NFL history to complete a 16-0 regular season and tied the league's single-season mark with 18 overall victories.

★ Brady and receiver Randy Moss set an NFL single-season record in 2007 for most touchdown passes between a passer and a receiver (23), with Moss' 23 touchdown catches also setting a league record.

★ Brady won 76 of his first 100 regular season starts, tying Roger Staubach's mark for most victories by a quarterback in his first 100 starts during the Super Bowl Era (since 1966).

★ Brady is the only quarterback in NFL history to start and win three Super Bowls before his 28th birthday, having quarterbacked the Patriots to victories in Super Bowl XXXVI when he was 24 years old, Super Bowl XXXVIII (26) and Super Bowl XXXIX (27).

★ Brady is the fourth quarterback in NFL history to lead his team to three or more Super Bowl wins, joining Terry Bradshaw (4), Joe Montana (4) and Troy Aikman (3).

★ Brady owns two Pete Rozelle Awards as Super Bowl MVP (XXXVI and XXXVIII). He is just the fifth player in Super Bowl history to earn multiple MVP awards, joining Joe Montana (3), Terry Bradshaw (2), Eli Manning (2) and Bart Starr (2). Montana, Bradshaw and Starr are enshrined in the Pro Football Hall of Fame.

★ Brady led a game-winning drive to break a tie or take the lead in the fourth quarter of each of the Patriots' three Super Bowl victories, becoming the only quarterback in NFL history to lead three such game-winning drives in the Super Bowl.

## BRADY'S SINGLE GAME CAREER HIGHS

### Regular Season

Attempts:	65	vs. San Francisco (12/16/12)
Completions:	39	vs. Buffalo (9/14/09)
		vs. Kansas City (9/22/02)
Long:	99t	at Miami (9/12/11)
Yards:	517	at Miami (9/12/11)
Pct. (min. 20 att.):	.885	vs. Jacksonville (12/27/09)
Touchdowns:	6	at Miami (10/21/07)
		vs. Tennessee (10/18/09)
Rating:	158.3	at Detroit (11/25/10)
		at Miami (10/21/07)

★ Brady tied an NFL record in 2005 by distributing his 26 touchdown passes to 12 different players. The only other NFL player to accomplish the feat was Brad Johnson in 2003.

★ Brady is tied with Drew Brees (Super Bowl XLIV) for the Super Bowl record for pass completions in a game, connecting on 32 passes in Super Bowl XXXVIII.

★ Brady won his first 10 playoff games, setting an NFL record for the most consecutive playoff wins.

★ Brady has been voted an offensive co-captain by his teammates for the last 12 seasons (2002-2013).

★ Brady led the NFL with 28 touchdown passes in 2002 and became the first Patriot to lead the league in touchdown passes since Steve Grogan shared the lead with Cleveland's Brian Sipe (28) in 1979.

★ Brady threw at least two touchdown passes in each of the first five games of the 2002 season, the first Patriot to accomplish that feat and the first Patriot to throw for at least two touchdowns in five straight games in a single season since Butch Songin (10/23/60—11/18/60).

★ Brady (24 years, 184 days old) was voted MVP of Super Bowl XXXVI and was the third-youngest player to earn the honor (Marcus Allen, 23 years and 301 days at Super Bowl XVIII and Lynn Swann, 23 years, 316 days at Super Bowl X).

★ Brady was voted to the 2001 Pro Bowl and became just the second Patriots quarterback to receive the honor (Drew Bledsoe, 1994, 1996 and 1997). He also became just the fifth quarterback since 1970 to be voted to the Pro Bowl in his first year as a starter, joining Dan Marino (1983), Brett Favre (1992), Kurt Warner (1999) and Daunte Culpepper (2000).

## EXTRA POINTS

★ Tom donated 1,500 laptops to One Laptop Per Child, a non-profit organization that provides rugged, low-cost, low-power laptops to schoolchildren across the globe. The laptops that Tom donated were distributed to children in 31 countries as well as Boys & Girls Clubs in every New England state. In February 2009, Tom visited the West End House Boys & Girls Club in Allston, Mass., to visit with the club's members and to demonstrate the laptop's capabilities.

★ When he was just four years old, Tom attended the 1981 NFC Championship Game with his father. He was in the stands at Candlestick Park when Joe Montana found Dwight Clark for "The Catch" that sent the 49ers to the Super Bowl.

★ Brady has been a consistent supporter of the Best Buddies program. Most recently, he served as an honorary chairman of the Best Buddies Challenge, participating in a flag football game in Boston and a bike ride on Cape Cod.

★ Brady threw for 53 yards on the Patriots' game-winning drive in Super Bowl XXXVI, completing five of his eight passes. Two of his pass attempts were spiked to kill the game clock. With just 1:21 remaining, he moved the Patriots into field goal position without the benefit of timeouts.

★ Brady completed over 70 percent of his passes in four consecutive games during the 2001 season and joined an exclusive club of quarterbacks who accomplished the feat. He joined Joe Montana (8 games, 1989), Troy Aikman (4, 1995), Steve Young (4, 1993) and Sammy Baugh (4, 1945). He repeated the feat in 2007.

★ Brady completed the first 162 passes of his career without an interception. It was the longest streak to start a career in NFL history and ranks third for most attempts without an interception in Patriots franchise history.

## ALL-TIME LEADER IN TD/INT RATIO

Over his career, Tom Brady has thrown 2.68 times more touchdowns than interceptions. His touchdown-to-interception ratio is the second best in NFL history among all players with 2,000 or more passing attempts.

### ALL-TIME NFL LEADERS / TOUCHDOWN-TO-INTERCEPTION RATIO

Player	Team(s)	Years	GP	TD	INT	Ratio
Aaron Rodgers	GB	2005-2013	94	188	52	3.62
Tom Brady	NE	2000-2013	193	359	134	2.68
Peyton Manning	IND/DEN	1998-2013	240	491	219	2.24
Steve Young	TB/SF	1985-1999	169	232	107	2.17
Philip Rivers	SD	2004-2013	132	221	104	2.13
Tony Romo	DAL	2004-2013	136	208	101	2.06
Drew Brees	SD/NO	2001-2013	186	363	177	2.05
Matt Ryan	ATL	2008-2013	94	151	76	1.99
Donovan McNabb	PHI/WAS/MIN	1999-2011	167	234	117	2.00
Joe Montana	SF/KC	1979-1994	193	273	139	1.96
Jeff Garcia	SF/PHI/TAM/CLE/DET	1999-2009	125	161	83	1.94

NOTE: Minimum 2,000 career passing attempts. Regular season only.



## SEASONAL REVIEWS

2013 (16/16, 2/2)

★ Named a co-captain for the 12th straight season.

★ Engineered the 27th fourth-quarter come-from-behind win of his career and eclipsed 45,000 career passing yards on 29-of-52 passing for 288 yards and two touchdowns at Buffalo (9/8).

★ Extended his streak to 51 straight games vs. Tampa Bay (9/22) with at least one touchdown pass in the second quarter with his 16-yard touchdown pass to Kenbrell Thompkins.

★ Became the fifth quarterback in NFL history with at least 140 wins after the Patriots' win at Atlanta (9/29). Also became the fifth quarterback with 340 touchdown passes and extended his streak to 52 straight games with at least one touchdown pass.

★ Ended his streak at 52 straight games with at least one touchdown after the Patriots were held out of the end zone at Cincinnati (10/6). Brady's streak is the second longest touchdown streak in NFL history, behind Drew Brees (54).

★ Led the Patriots on an 8-play, 70-yard game-winning

drive vs. New Orleans (10/13), ending in a 17-yard touchdown pass to Kenbrell Thompkins with five seconds left that gave New England a 30-27 win. The victory marked the 38th time that Brady has led his team to victory following a fourth quarter deficit or tie. In the process, Brady tied Fran Tarkenton in fourth place on the all-time touchdown pass list (342) and moved past Vinny Testaverde for eighth place on the NFL's all-time passing list with 46,286 career passing yards.

★ Trailing 17-3 at halftime, Brady and the Patriots offense scored 24 unanswered points in the second half for a 27-17 win vs. Miami (10/27). Brady threw a touchdown pass to Aaron Dobson and picked up a key first down in the fourth quarter with an 8-yard scramble on a fourth-and-4.

★ Amassed his 19th career four-touchdown game and 55th career 300-yard passing game vs. Pittsburgh (11/3) by completing 23-of-33 passes for 432 yards and four touchdowns. Brady set a new NFL record with his 15th career four-plus touchdown and no interception game. He also tied an NFL record by leading the Patriots to 50+ points for the sixth time in his career in a 55-31 win.

★ Made his 185th regular-season start under Bill Belichick at Carolina (11/18), marking the most starts by

## HONORS &amp; AWARDS

## 2013

NFL Pro Bowl

Team Captain

AFC Offensive Player of the Week (Wk. 12)

## 2012

AFC Pro Bowl

AFC Offensive Player of the Week (Wk. 4, 8 &amp; 14)

FedEx Air NFL Player of the Week (Wk. 4)

Team Captain

## 2011

AFC Pro Bowl

AFC Offensive Player of the Month (November)

AFC Offensive Player of the Month (December/January)

AFC Offensive Player of the Week (Wk. 1, 2 &amp; 16)

FedEx Air NFL Player of the Week (Wk. 1)

Team Captain

## 2010

AFC Pro Bowl

Associated Press Most Valuable Player (unanimous selection)

Associated Press Offensive Player of the Year

Associated Press All-Pro: First Team

Sporting News Offensive Player of the Year

Sporting News All-Pro

Pro Football Weekly Most Valuable Player

Pro Football Weekly/PFWA All-NFL Team

Peter King's SI.com Most Valuable Player

Peter King's SI.com Offensive Player of the Year

Peter King's SI.com All-Pro Offensive Team

AFC Offensive Player of the Month (Dec./Jan.)

AFC Offensive Player of the Week (Wk. 12 &amp; 13)

FedEx Air NFL Player of the Week (Wk. 14)

Team Captain

## 2009

AFC Pro Bowl

AFC Offensive Player of the Month (October)

AFC Offensive Player of the Week (Wk. 1, 6 &amp; 16)

Associated Press Comeback Player of the Year

Team Captain

## 2007

AFC Pro Bowl

Associated Press NFL Most Valuable Player

Associated Press All-Pro: First Team

Associated Press Male Athlete of the Year

Associated Press NFL Offensive Player of the Year

Sporting News Sportsman of the Year

Sporting News NFL Player of the Year

NFL MVP -- Pro Football Weekly/PFWA, USA Today,

Dallas Morning News, Fort Worth Star-Telegram,

## San Francisco Chronicle

NFL Alumni Quarterback of the Year

NFL 101 Award: AFC Offensive Player of the Year

AFC Offensive Player of the Month (Sept. &amp; Oct.)

AFC Offensive Player of the Week (Wk. 3, 6, 7, 14 and 17)

FedEx Air NFL Player of the Week (Wk. 6, 7, 11 and 17)

Team Captain

## 2006

FedEx Air NFL Player of the Week (Wk. 8)

Peter King's SI.com Offensive Player of the Week (Wk. 13)

Team Captain

## 2005

AFC Pro Bowl

Sports Illustrated Sportsman of the Year

FedEx Express NFL Player of the Year Finalist

AFC Offensive Player of the Week (Wk. 5)

Pro Football Weekly Offensive Player of the Week (Wk. 5)

Vic Carucci's All-Vic Team -- NFL.com

Team Captain

## 2004

AFC Pro Bowl

Sporting News Sportsman of the Year

Sports Illustrated NFL Player of the Year

Monday Night Football Hungriest Player Award (Wk. 9)

Team Captain

## 2003

Super Bowl XXXVIII MVP

NFL MVP -- Dallas Morning News and SI.com

NFL.com FedEx Air Player of the Week (Wk. 9 &amp; Wk. 17)

AFC Offensive Player of the Week (Wk. 9 &amp; Wk. 17)

Monday Night Football Hungriest Player Award (Wk. 9)

USA Today's All-Joe Team

Team Captain

## 2002

AFC Offensive Player of the Week (Wk. 1 &amp; Wk. 9)

Monday Night Football Horse Trailer

Player of the Game (Wk. 1)

Team Captain

## 2001

AFC Pro Bowl

Super Bowl XXXVI MVP

All Terry Team (Fox's Terry Bradshaw)

AFC Offensive Player of the Week (Wk. 5 &amp; Wk. 11)

Miller Lite NFL Player of the Week (Wk. 12)

Patriots Miller Lite Player of the Week (Wk. 5 &amp; Wk. 12)

Shaw's 12th Player Award

a quarterback under one coach in NFL history. Finished the game completing 29-of-40 pass attempts for 296 yards and one touchdown. Became the sixth QB in NFL history to reach 4,000 completions in 187 games, third fastest behind Drew Brees (169 games) and Peyton Manning (183 games).

★ Engineered the 41st game-winning performance of his career following a fourth-quarter deficit or tie vs. Denver (11/24). The Patriots trailed, 24-0, at halftime and Brady completed 34-of-50 passes for 344 yards and three second-half touchdowns, and the Patriots won in overtime. Became the fifth quarterback in NFL history to pass for 350 TDs when he connected with Rob Gronkowski for a 6-yard score in the third quarter. Named AFC Offensive Player of the Week for the first time this year and 24th of his career.

★ Reached 3,000 yards passing for the 11th time in his career at Houston (12/1), completing 29-of-41 passes for 371 yards and two touchdowns for his 40th career win after facing a fourth-quarter deficit or tie. It was Brady's 57th career 300-yard passing game and is now one of six QBs with 11 3,000-yard passing seasons.

★ Led the Patriots to their third consecutive fourth-quarter comeback win vs. Cleveland (12/8) by throwing two touchdown passes in the final 1:01. Brady threw for over 200 yards in the second half for the third straight week and 418 yards total - marking the 58th 300-yard passing game of his career and his fourth in five weeks. The fifth comeback of the season ties a career high achieved in 2005 and 2007.

★ Eclipsed 4,000 yards passing for the sixth time in his career and passed John Elway for fifth place in NFL annals for pass completions at Miami (12/15). Also passed for over 300 yards for the fourth straight game, fifth in six weeks and 59th time in his career.

★ Tied Dan Marino with his 147th career win at Baltimore (12/22), for fourth place in NFL history. With the win, Brady also earned his NFL record 11th division championship.

★ Tied John Elway for third on the all-time win list with his 148th career win vs. Buffalo (12/29). Finished 2013 with 4,343 passing yards, marking the third straight season and sixth of his career with 4,000 yards passing.

## BRADY'S COMEBACKS

Tom Brady has engineered 43 career game-winning performances to lead his team to a victory from a fourth-quarter deficit or tie. He has accomplished the feat 36 times in the regular season and seven times in the playoffs (including three times in the Super Bowl).

### TOM BRADY'S GAME-WINNING PERFORMANCES (43)

Date		Opp.	Score	Time Remaining			Passing Statistics			
				In Reg.	Att	Cmp	Yds	TD	Int	Final
12/08/13		CLE	3-19	15:00	20	16	142	2	0	27-26
12/01/13	at	HOU	21-24	15:00	12	8	87	0	0	34-31
11/24/13		DEN	21-24	15:00	19	12	100	1	0	34-31 ot
10/13/13		NO	23-27	1:13	5	7	70	1	0	30-27
09/08/13	at	BUF	20-21	4:31	7	7	36	0	0	23-21
10/21/12		NYJ	23-26	1:37	14	9	95	0	0	29-26 ot
09/30/12	at	BUF	21-21	15:00	7	4	78	2	0	52-28
01/22/12		BAL^	16-20	15:00	6	3	20	0	0	23-20
12/24/11		MIA	17-17	15:00	10	8	120	0	0	27-24
10/16/11		DAL	13-16	2:31	9	8	80	1	0	20-16
12/19/10		GB	21-27	13:49	6	5	82	1	0	31-27
11/25/10	at	DET	24-24	15:00	5	5	86	2	0	45-24
10/17/10		BAL	10-20	14:53	16	24	156	1	1	23-20 ot
09/14/09		BUF	13-24	5:32	13	11	112	2	0	25-24
12/29/07	at	NYG	23-28	15:00	12	8	130	1	0	38-35
12/03/07	at	BAL	17-24	14:25	17	7	113	1	0	27-24
11/25/07		PHI	24-28	15:00	16	11	109	0	0	31-28
11/04/07	at	IND	10-20	9:42	10	8	144	2	0	24-20
01/14/07	at	SD*	13-21	8:35	14	9	122	1	1	24-21
12/03/06		DET	13-21	13:07	15	14	101	0	0	28-21
11/26/06		CHI	10-10	14:46	7	6	98	1	0	17-13
09/10/06		BUF	14-17	15:00	6	3	58	0	1	19-17
11/13/05	at	MIA	15-16	2:53	2	2	76	1	0	23-16
10/30/05		BUF	7-16	10:07	4	4	69	0	0	21-16
10/09/05	at	ATL	28-28	3:52	2	2	17	0	0	31-28
09/25/05	at	PIT	10-13	14:19	12	12	167	0	0	23-20
02/06/05		PHI**	14-14	15:00	4	2	33	0	0	24-21
10/03/04	at	BUF	17-17	15:00	4	2	8	1	0	31-17
02/01/04		CAR**	29-29	1:08	5	4	47	0	0	32-29
01/10/04		TEN*	14-14	15:00	11	6	27	0	0	17-14
11/30/03	at	IND	31-31	10:21	6	3	31	1	0	38-34
11/23/03	at	HST	13-20	3:11	14	10	133	1	0	23-20 ot
11/03/03	at	DEN	23-26	2:51	4	5	58	1	0	30-26
10/19/03	at	MIA	13-13	15:00	10	7	147	1	0	19-13 ot
10/05/03		TEN	24-27	4:40	1	1	15	0	0	38-30
12/29/02		MIA	13-24	4:59	13	8	69	1	0	27-24 ot
11/10/02	at	CHI	19-30	5:16	14	9	116	2	0	33-30
09/22/02		KC	38-38	0:00	5	4	46	0	0	41-38 ot
02/03/02		STL**	17-17	1:21	8	5	53	0	0	20-17
01/19/02		OAK*	3-13	15:00	27	20	138	0	0	16-13 ot
12/16/01	at	BUF	6-9	5:57	13	9	116	0	0	12-9 ot
12/02/01	at	NYJ	14-16	15:00	7	6	56	0	0	17-16
10/14/01		SD	16-26	8:48	18	13	130	1	0	29-26 ot

-Statistics are from the time noted until the end of the game \* Divisional Playoffs ^ AFC Championship \*\* Super Bowl



## SINGLE SEASON YARDS MARK

Tom Brady finished 2011 with 5,235 passing yards and joined Peyton Manning (5,477 in 2013), Drew Brees (5,177 in 2012, 5,476 in 2011 and 5,069 in 2008), Dan Marino (5,084 in 1984), Matthew Stafford (5,038 in 2011) as the only players in NFL history to reach 5,000 passing yards in a single season.

## NFL SINGLE-SEASON PASSING YARDS LEADERS

Player	YEAR	ATT	COMP	YARDS
Peyton Manning	2013	659	450	5,477
Drew Brees	2011	467	657	5,476
<b>Tom Brady</b>	<b>2011</b>	<b>611</b>	<b>401</b>	<b>5,235</b>
Drew Brees	2012	670	422	5,177
Dan Marino	1984	564	362	5,084
Drew Brees	2008	635	413	5,069
Matthew Stafford	2011	663	421	5,038

Also guided the Patriots to their 11th AFC East title since 2001.

★ Set a new NFL record with his 25th career playoff start and with 198 passing yards in the Divisional Playoff win vs. Indianapolis (1/14). Brady added to his NFL all-time passing record in the postseason and became the first player to ever reach 6,000 yards passing in the playoffs.

## FINAL MINUTE HEROICS

The win against the Browns on Dec. 8, 2013 was the sixth game in Tom Brady's career in which he threw a game-winning touchdown pass in the final minute of the fourth quarter to turn a Patriots deficit into a Patriots win. Brady's five last-minute, game-winning touchdown passes are listed below.

## TOM BRADY'S FINAL MINUTE, GAME-WINNING TOUCHDOWN PASSES

**11/10/02 at Chicago\* W 33-30**

New England trailed 30-25 when Brady threw a 20-yard touchdown to David Patten with 21 seconds left to lift the Patriots to a 33-30 win.

\*-Champaign, Ill.

**11/3/03 at Denver W 30-26**

The Patriots trailed 26-23 when Brady threw an 18-yard touchdown to David Givens with 30 seconds left to give the Patriots the win.

**12/3/07 at Baltimore W 27-24**

New England trailed 24-20 when Brady threw an 8-yard touchdown to Jabar Gaffney with 44 seconds left to give the Patriots the win.

**10/16/11 vs. Dallas W 20-16**

The Patriots trailed 16-13 when Brady threw an 8-yard touchdown pass to Aaron Hernandez with 22 seconds left to give New England a 20-16 win.

**10/13/13 vs. New Orleans W 30-27**

New England trailed 27-23 when Brady threw a 17-yard touchdown pass to Kenbrell Thomkins with 5 seconds left to give the Patriots a 30-27 win.

**12/8/13 vs. Cleveland W 30-27**

The Patriots trailed 26-21 when Brady threw a 1-yard touchdown pass to Danny Amendola with 31 seconds left to give New England a 27-26 win

## ACTIVE QB WINNING PERCENTAGE

Minimum 32 Starts (two full seasons), Regular Season Only

Player	Team (s)	W	L	T	Pct.
<b>Tom Brady</b>	<b>NE</b>	<b>148</b>	<b>43</b>	<b>0</b>	<b>.775</b>
Peyton Manning	DEN	167	73	0	.696
Ben Roethlisberger	PIT	95	47	0	.669
Aaron Rodgers	GB	58	29	0	.667
Joe Flacco	BAL	62	34	0	.646
Matt Ryan	ATL	60	34	0	.638
Philip Rivers	SD	79	49	0	.617

## ALL-TIME LEADING PASSER

Tom Brady passed Drew Bledsoe on an 11-yard completion to Sam Aiken in the third quarter of the New Orleans (11/30) game in 2009 to become the Patriots all-time passing leader.

## PATRIOTS ALL-TIME LEADING PASSERS

Player	YEARS	ATT	COMP	YARDS
<b>Tom Brady</b>	<b>2000-13</b>	<b>6,586</b>	<b>4,178</b>	<b>49,149</b>
Drew Bledsoe	1993-01	4,518	2,544	29,657
Steve Grogan	1975-90	3,593	1,879	26,886

Was also forced into holding duties on extra points after punter Ryan Allen left with a shoulder injury and did not return.

★ Tied an NFL record with his eighth start in a conference championship game at Denver (1/19) and ran for his fourth career postseason touchdown and one touchdown pass.

## 2012 (16/16, 2/2)

- ★ Named a co-captain for the 11th straight season.
- ★ Named to his eighth career Pro Bowl.
- ★ Started all 16 regular season games and passed for 4,827 yards and 34 touchdowns. Eclipsed 4,000 yards for the fifth time in his career, joining Brett Favre (6), Dan Marino (6), Drew Brees (7) and Peyton Manning (12) as the only players to have at least five seasons with 4,000 yards. Averaged 301.7 yards per game in 2012 and joined Drew Brees as the first NFL players to average 300 yards in three seasons.
- ★ Reached 34 touchdowns in 2012, eclipsing 30 for the third straight year and fourth time in his career. Brady is the fourth quarterback in NFL history to have 30 or more touchdown passes in at least four seasons and the third quarterback in NFL history with three or more straight seasons with 30 or more touchdowns.
- ★ Completed 401 passes to up his career total to 3,798 completions, eighth in NFL history. Also moved into ninth

## BRADY'S GAME-WINNING DRIVES

Brady has 35 game-winning drives in the fourth quarter or overtime in the regular season

Player	Team(s)	Regular Season	Fourth Quarter Game-Winning Drives
1. Peyton Manning	IND/Denver		50
2. Dan Marino	Miami		47
3. Brett Favre	GB/NYJ/MIN		43
4. John Elway	Denver		40
<b>5. Tom Brady</b>	<b>New England</b>		<b>35</b>
5. Warren Moon	HOU/MIN/SEA/KC		35

place on the passing yards list with 44,806 career yards through the air.

- ★ Added a career-high four rushing touchdowns.
- ★ Started both postseason games and went 54 for 94 for 664 yards passing, four touchdowns and an 84.7 passer rating.
- ★ Was designated AFC Player of the Week three times:
  - Week 4 at Buffalo (9/30) after throwing for 340 yards and three touchdowns. Also rushed once for a 4-yard touchdown.
  - Week 8 after a 304-yard effort with a season-high tying four touchdowns at St. Louis (10/28).
  - Week 14 vs. Houston (12/10) after completing 21 passes for 296 yards and four touchdowns in a win over the Texans on Monday Night Football.
- ★ Also earned FedEx Air NFL Player of the Week (Wk. 4).
- ★ Exceeded 300 yards passing eight times in 2012, raising his career total to 53, good for fifth in NFL history.
  - Week 2 vs. Arizona (316 yds)
  - Week 3 at Baltimore (335)
  - Week 4 at Buffalo (340)
  - Week 6 at Seattle (395)
  - Week 8 at St. Louis (304)
  - Week 11 vs. Indianapolis (331)
  - Week 12 vs. N.Y. Jets (323)
  - Week 15 vs. San Francisco (443)
- ★ Moved past Joe Montana with his 17th career playoff win on 25 for 40 passing for 344 yards and three

touchdowns in the 41-28 AFC Divisional Playoff win vs. Houston (1/13).

- ★ Moved past Johnny Unitas into second place all time by throwing a touchdown pass in his 48th straight regular season game in the win vs. Miami (12/30). Also quarterbacked the Patriots to their seventh 12-win season and set the NFL record for most first downs in a season with 444.
- ★ Threw for the second-highest single game yardage total of his career (443) on a career-high 65 pass attempts with 36 completions in the loss vs. San Francisco (12/16). Also reached 30 touchdowns for the fourth time in his career, making him the fourth quarterback in NFL history with 30 or more touchdown passes in at least four seasons and the third quarterback in NFL history with three or more consecutive seasons with 30 or more touchdowns. Rushed for his fourth TD of the season, a new single-season career high.

## RECORDING SUCCESS

Tom Brady has quarterbacked the Patriots to victories in 148 of his 191 career regular-season starts, compiling a .775 winning percentage and giving him the best record of any quarterback in the Super Bowl era (since 1966). Including his 18-7 record in the playoffs, he has a 166-50 overall record.

### TOP WINNING PERCENTAGES IN SUPER BOWL ERA

(Since 1966, Minimum 50 Starts, Regular Season Only)

Player	Team(s)	Years	W	L	T	Pct.
Tom Brady	NE	2000-13	148	43	0	.775
Roger Staubach	DAL	1969-79	85	29	0	.746
Joe Montana	SF/KC	1979-94	117	47	0	.713

### MOST VICTORIES / FIRST 100 STARTS IN SUPER BOWL ERA

Player	Team(s)	1st Start	100th Start	Wins
Tom Brady	NE	09/30/01	10/14/07	76
Roger Staubach	DAL	09/20/70	09/16/79	76
Ken Stabler	OAK/HOU	10/17/71	09/21/80	72
Terry Bradshaw	PIT	09/20/70	11/27/78	68
Brett Favre	GB	09/27/92	10/25/98	68
Joe Montana	SF	01/27/79	09/18/88	68

### QUARTERBACKS WITH THREE OR MORE SUPER BOWL VICTORIES

Quarterback	Team	Wins
Terry Bradshaw	PIT	4
Joe Montana	SF	4
Tom Brady	NE	3
Troy Aikman	DAL	3

### PLAYERS WITH MULTIPLE SUPER BOWL MVP AWARDS

Player	Team	MVPs
Joe Montana	SF	3
Tom Brady	NE	2
Terry Bradshaw	PIT	2
Eli Manning	NYG	2
Bart Starr	GB	2

## SEASONS FOR THE AGES

Tom Brady has had multiple record-setting seasons. Brady passed for the second-most touchdowns and third-highest yardage total in 2011.

### ALL-TIME NFL LEADERS / SINGLE SEASON TD PASSES

Player	Team	Year	TD
Peyton Manning	DEN	2013	55
Tom Brady	NE	2007	50
Peyton Manning	IND	2004	49
Dan Marino	MIA	1984	48
Drew Brees	NO	2011	46
Aaron Rodgers	GB	2011	45
Dan Marino	MIA	1986	44
Drew Brees	NO	2012	43
Matthew Stafford	DET	2011	41
Kurt Warner	STL	1999	41
Tom Brady	NE	2011	39
Aaron Rodgers	GB	2012	39
Daunte Culpepper	MIN	2004	39
Brett Favre	GB	1996	39

### ALL-TIME LEADERS / SINGLE SEASON TD-INT DIFFERENTIAL

Player	Team	Season	TD	INT	Diff.
Peyton Manning	DEN	2013	55	10	+45
Tom Brady	NE	2007	50	8	+42
Aaron Rodgers	GB	2011	45	6	+39
Peyton Manning	IND	2004	49	10	+39
Tom Brady	NE	2010	36	4	+32
Aaron Rodgers	GB	2012	39	8	+31
Dan Marino	MIA	1984	48	17	+31

### ALL-TIME LEADERS / SINGLE-GAME COMP. PERCENTAGE

Player	Team	Date	Opponent	Cmp	Att	Pct.
Tom Brady	NE	01/12/08	JAX	26	28	92.9
Kurt Warner	ARI	09/20/09	JAX	26	24	92.3
Vinny Testaverde	CLV	12/26/93	LA Rams	21	23	91.3
Ken Anderson	CIN	11/10/74	PIT	20	22	90.9
Lynn Dickey	GB	12/13/81	GB	19	21	90.5

NOTE: Includes all regular-season and playoff games since 1920. Minimum 20 attempts.

### ALL-TIME NFL LEADERS / SINGLE-SEASON PASSING YDS

Player	Team	Season	Yards
Peyton Manning	DEN	2013	5,477
Drew Brees	NO	2011	5,476
Tom Brady	NE	2011	5,235
Drew Brees	NO	2012	5,177
Dan Marino	MIA	1984	5,084
Matthew Stafford	DET	2011	5,038
Drew Brees	NO	2008	5,069
Matthew Stafford	DET	2012	4,967
Eli Manning	NYG	2011	4,933
Matthew Stafford	DAL	2012	4,903
Kurt Warner	STL	2001	4,830
Tom Brady	NE	2012	4,827
Tom Brady	NE	2007	4,806





★ Earned his record 23rd career AFC Offensive Player of the Week award for his performance in the win vs. Houston (12/10) after throwing four touchdown passes. It was the 18th game of his career with four or more TDs and the 14th time he has throw for four scores and no interceptions.

★ Became the first quarterback in NFL history to win 10 division titles with the Patriots' win at Miami (12/2). Also ended a streak of 201 pass attempts without an interception when he threw a pick in the first quarter, his first since a fourth quarter interception at Seattle on Oct. 14.

★ Moved into 10th place on the NFL's all-time passing list, went over 3,000 yards in a season for the 10th time in his career and totaled three touchdown passes on 18 for 28 passing for 323 yards at N.Y. Jets (11/22). Also tied his career high by rushing for his third TD of the season.

★ Had his 17th career four touchdown pass performance in the win at St. Louis (10/28). Brady was named AFC Offensive Player of the Week for his efforts.

★ Engineered his 36th career game-winning performance following a fourth-quarter deficit or tie in overtime win vs. N.Y. Jets (10/21). Brady completed 26 of 42 passes for 259 yards and two touchdowns and led two key drives late in the game - the first was a six-play, 54-yard drive in the final two minutes of the fourth quarter that led to the game-tying field goal and the second was a 12-play, 54-

yard drive that set up the game-winning field goal.

★ Threw for over 300 yards for the third consecutive game on 22 for 36 passing for 340 yards in the win at Buffalo (9/30). Also rushed once for 4 yards and his first rushing touchdown of the season. For his efforts, earned AFC Offensive Player of the Week for the for the 21st time in his career. Also earned Fed-Ex Air NFL Player of the Week.

## 2011 (16/16, 3/3)

★ Started all 16 regular season games and finished with a single-season franchise record 5,235 passing yards, threw for 39 touchdown passes and amassed a 105.6 passer rating.

★ Added a then career-high three rushing touchdowns.

★ Brady had a career-best 11 300-yard games in the 2011 season which is the second most 300-yard games in a single season. The NFL record for most 300-yard games in a season is 13 by Drew Brees in 2011.

★ Started all three postseason games and completed 75 of 111 passes for 878 yards (67.6%) and eight touchdowns with a 100.4 passer rating.

★ Named to his seventh career Pro Bowl.

★ Earned AFC Offensive Player of the Month honors twice (November and December/January).

★ Was designated AFC Player of the Week three times:

## TOM BRADY'S TOUCHDOWN TARGETS

Tom Brady has thrown touchdown passes to 51 different players in the regular season and 20 different players in the playoffs. Below is a breakdown of Brady's total number of touchdown passes to each receiver.

### REGULAR SEASON (359)

<b>Rob Gronkowski</b> .....	42	<b>Kenbrell Thompkins</b> ..	4
Randy Moss.....	39	<b>Shane Vereen</b> .....	4
Wes Welker.....	36	Danny Woodhead.....	4
Deion Branch.....	24	Doug Gabriel.....	3
Aaron Hernandez.....	18	Chad Jackson.....	3
Daniel Graham.....	17	Antowain Smith.....	3
Benjamin Watson.....	17	Jermaine Wiggins.....	3
David Patten.....	16	Sam Aiken.....	2
Troy Brown.....	15	<b>Danny Amendola</b> .....	2
Christian Fauria.....	13	Kyle Brady.....	2
David Givens.....	12	Chris Baker.....	2
<b>Julian Edelman</b> .....	10	Alge Crumpler.....	2
Kevin Faulk.....	10	Corey Dillon.....	2
Mike Vrabel.....	8	Tim Dwight.....	2
Jabar Gaffney.....	6	Marc Edwards.....	2
Reche Caldwell.....	4	Donald Hayes.....	2
<b>Aaron Dobson</b> .....	4	Brandon Tate.....	2
Bethel Johnson.....	4	Tom Ashworth.....	1
Brandon Lloyd.....	4	Larry Centers.....	1

Cam Cleeland.....	1
Andre' Davis.....	1
Heath Evans.....	1
Terry Glenn.....	1
Michael Hoomanawanui...	1
Charles Johnson.....	1
Laurence Maroney.....	1
Matthew Mulligan.....	1
Chad Ochocinco.....	1
Patrick Pass.....	1
David Thomas.....	1
<b>Dedric Ward</b> .....	1
<b>TOTAL.....</b>	<b>359</b>

### PLAYOFFS (43)

David Givens.....	7
Deion Branch.....	4
Wes Welker.....	4
Jabar Gaffney.....	3
<b>Rob Gronkowski</b> .....	<b>3</b>
<b>Julian Edelman</b> .....	<b>3</b>
Benjamin Watson.....	3
Aaron Hernandez.....	2
<b>Shane Vereen</b> .....	<b>2</b>
Mike Vrabel.....	2
Troy Brown.....	1
Reche Caldwell.....	1
Alge Crumpler.....	1
Kevin Faulk.....	1
Daniel Graham.....	1
Bethel Johnson.....	1
Brandon Lloyd.....	1
Randy Moss.....	1
David Patten.....	1
<b>Danny Woodhead</b> .....	<b>1</b>
<b>TOTAL.....</b>	<b>43</b>

## TOM BRADY'S MILESTONE TOUCHDOWNS

No.	Date	Opponent	Stadium	Receiver	Yards
1	Oct. 14, 2001	vs. San Diego	Foxboro Stadium	Terry Glenn	21
25	Sept. 22, 2002	vs. Kansas City	Gillette Stadium	Troy Brown	9
50	Sept. 28, 2003	at Washington	FedEx Field	David Givens	29
75	Oct. 3, 2004	at Buffalo	Ralph Wilson Stadium	David Patten	30
100	Sept. 18, 2005	at Carolina	Bank of America Stadium	Daniel Graham	1
125	Sept. 10, 2006	vs. Buffalo	Gillette Stadium	Kevin Faulk	17
150	Sept. 9, 2007	at N.Y. Jets	Giants Stadium	Randy Moss	51
175	Oct. 28, 2007	vs. Washington	Gillette Stadium	Mike Vrabel	2
197*	Dec. 29, 2007	at N.Y. Giants	Giants Stadium	Randy Moss	65
200	Sept. 27, 2009	vs. Atlanta	Gillette Stadium	Chris Baker	36
250	Dec. 12, 2010	vs. N.Y. Jets	Gillette Stadium	Brandon Tate	4
300	Jan. 1, 2012	vs. Buffalo	Gillette Stadium	Rob Gronkowski	7
325	Dec. 2, 2012	at Miami	Sun Life Stadium	Wes Welker	7
350	Nov. 24, 2013	vs. Denver	Gillette Stadium	Rob Gronkowski	6

\*-Brady's 50th touchdown pass of the 2007 season, setting a new single-season NFL record

- Week 1 at Miami (9/12) after throwing for 517 yards and four touchdowns, including a 99-yard touchdown pass to Wes Welker.
- Week 2 after a 423-yard effort with three touchdowns vs. San Diego (9/18).
- Week 16 vs. Miami (12/24) after leading the Patriots on five straight second half scoring drives to help rally the Patriots from a 17-0 deficit to a 27-24 win over the Dolphins.

★ Named the AFC Offensive Player of the Week and FedEx Air NFL Player of the Week honors for his record-breaking performance in the season opener in Miami (9/12) after setting a personal and franchise record with 517 passing yards.

★ In Week 2 vs. San Diego (9/18), Brady became the first of the 11 500-yard passers to follow up his 500-yard performance by throwing for 400 or more yards. Before Brady's performance against the Chargers, only Drew Brees (2006) had followed-up a 500-yard game with 300 or more passing yards.

★ Brady threw three touchdowns against Buffalo in the 2011 season finale (1/1/12), marking Brady's 14th game in 2011 with two or more touchdowns, tying his franchise record for most games with two or more touchdowns in a season. Brady had 14 such games in 2007. The NFL record for most games with two or more touchdown passes in a season is 15 by Dan Marino in 1984.

★ Set an NFL record for consecutive completions in Super Bowl XLVI vs. the N.Y. Giants (2/5) with 16. Became the all-time Super Bowl leader in passing yards (1,277), most passes (197) and most completions (127) with his performance in Super Bowl XLVI (2/5).

★ Led his seventh career fourth-quarter playoff comeback, making a one-yard touchdown plunge on fourth-and-goal from the one-yard line in the fourth quarter to give the Patriots a final 23-20 lead in the AFC Championship game vs. Baltimore (1/22). Tied Joe Montana for the NFL record for most playoff victories (16) and tied John Elway for most conference championships (5) by a starting quarterback.

★ Set a franchise record for most passing yards in a playoff game with 363 vs. Denver (1/14) in the Divisional Playoffs and tied an NFL postseason record with six touchdown passes. Completed 26-of-34 passes for six touchdowns, one interception and a QB rating of 137.6 vs. the Broncos (1/14).

★ Threw for 39 touchdowns in 2011, marking the second highest total of his career (50 in 2007) and making him the only player in NFL history with at least two seasons with 39 or more touchdown passes.

★ Completed 23-of-34 passes for 320 yards, two touchdowns and no interceptions at Denver (12/18) to become the second player in NFL history to record three seasons with 35 TDs or more. Added his first rushing touchdown of the season on a 1-yard rush in the second quarter.

★ Threw two touchdown passes to Rob Gronkowski, who set an NFL record for TD receptions by a tight end in a season at Washington (12/11). Completed 22-of-37 passes for 357 yards and three TDs against the Redskins, moving him over 4,000 passing yards on the season for the fourth time in his career (12/11).

★ With a win at the N.Y. Jets (11/13), Brady and Belichick surpassed Pro Football Hall of Famers Dan Marino and Don Shula of Miami for the most wins (117) by a quarterback-head coach duo in the Super Bowl era.

★ Scored two touchdowns at Oakland (10/2) to surpass his childhood idol, Joe Montana, on the NFL all-time

## TOM BRADY'S RECORD AS A STARTER

	Reg. Season	Playoffs	Total
Overall:	148-43	18-8	166-51
Home:	83-13	12-3	95-16
Road:	65-30	6-5*	71-35*
<b>By Yardage Total</b>			
Less than 200:	33-14	4-1	37-15
200-299:	67-18	10-5	77-23
300 or more:	48-11	4-2	52-13
<b>Other Records</b>			
vs. AFC East	59-14	1-1	60-15
vs. NFC	38-10	3-2	41-12
On Artificial Turf:	84-13	8-5	92-18
Indoors	11-3	2-3	13-3
Temp. below 40	32-4	10-2	42-6
Temp. below 35	19-4	8-2	27-6
Temp. below 30	9-1	8-1	17-2
Temp. below 25	2-0	5-1	7-1
Thanksgiving or later:	58-11	18-8	76-19
Leading at Halftime:	112-13	13-4	125-17
Leading after 3 Qtrs:	121-8	12-3	133-11
Overtime:	9-2	1-0	10-2
Final margin <7 pts:	40-8	7-3	47-11
Final margin <4 pts:	27-12	7-1	34-13
Passer rating >100.0:	83-5	8-0	91-5

\*-Includes five Super Bowls at neutral sites

## 4,000 YARDS & 30+ TD

Tom Brady reached 4,000 yards for the for the sixth time in his career in 2013. He joined Peyton Manning (13), Drew Brees (8), Brett Favre (6) and Dan Marino (6) as the only players to have at least five seasons with 4,000 yards. Brady reached 30 touchdown passes in 2012 after finishing with 34 for his third straight 30-touchdown season. He is the fourth quarterback in NFL history to have 30 or more touchdown passes in at least four seasons and the fourth quarterback in NFL history with three or more straight seasons with 30 or more touchdowns.

## MOST SEASONS WITH 30-PLUS TOUCHDOWN PASSES

Brett Favre .....	9
Peyton Manning* .....	7
Drew Brees* .....	5
<b>Tom Brady*</b> .....	<b>4</b>
Dan Marino .....	4
Aaron Rodgers* .....	3
Kurt Warner .....	3

\* Active

## 300 TOUCHDOWNS

Brady became the 6th player in NFL history to reach 300 touchdowns with a 7-yard TD pass to TE Rob Gronkowski in the fourth quarter of the Buffalo game (01/01/12). He was one of the fastest players to reach this milestone.

## FASTEST TO 300 TOUCHDOWN PASSES

Games	Player	Team(s)	NFL Debut	300th TD
157	Dan Marino	MIA	09/19/83	09/04/94
157	Peyton Manning	IND	09/06/98	12/09/07
<b>161</b>	<b>Tom Brady</b>	<b>NE</b>	<b>11/23/00</b>	<b>01/01/12</b>
167	Brett Favre	ATL/GB	10/27/91	10/13/02
234	John Elway	DEN	09/04/83	12/28/98

touchdowns list with 274.

★ Set an NFL record for most passing yards over any three-game stretch (1,327) when he began the season with 517 yards at Miami (9/12), 423 yards vs. San Diego (9/18) and 387 yards at Buffalo (9/25).

## 2010 (16/16, 1/1)

★ Became the first player ever to be unanimously selected as the Associated Press Most Valuable Player.

★ Named an AFC Pro Bowl starter and was the top vote getter in fan voting.

★ Named as a co-captain for the ninth straight season.

★ Named Associated Press All-Pro (unanimous selection) and Associated Press Offensive Player of the Year.

★ Named the Sporting News Offensive Player of the Year, Pro Football Weekly Most Valuable Player, Pro Football Weekly/PFWA All-NFL team, Peter King's SI.com Most Valuable Player, Peter King's SI.com Offensive Player of the Year, and a member of Peter King's SI.com All-Pro Offensive Team.

★ Started all 16 games finishing the season with 3,900 passing yards, an NFL-leading 36 touchdowns and only four interceptions.

★ Was first in the NFL with a 7.3 touchdown percentage, a 9.0 touchdown-to-interception ratio and a career-low and franchise-best 0.81 interception rate, which was also the third best in NFL history and best in NFL history among quarterbacks who had at least 250 pass attempts.

★ His 111.0 passer rating was first in the NFL and the fifth-best in NFL history.

★ Finished the regular season with 11 consecutive starts without an interception - the most by a quarterback since the 1970 merger. Also set an NFL record for most consecutive pass attempts without an interception, which ended at 358 in early 2011.

★ Threw a touchdown pass in all 16 games of the regular season for the first time in his career, joining five other quarterbacks since the NFL went to a 16-game season in 1978 to have at least one touchdown pass in each game (Daunte Culpepper, 2004; Brett Favre, 2003; Kurt Warner, 1999; Dan Marino, 1986 and 1984; Dave Krieg, 1984).

★ Had two or more touchdowns in 12 games, including two four-touchdown games in back-to-back weeks at Detroit (11/25) and vs. N.Y. Jets (12/6).

## WINNINGEST COACH/QB TANDEM

Bill Belichick and Tom Brady are 148-43 (.775) as a head coach-starting quarterback tandem, marking the best winning percentage of any coach-quarterback pair since the 1970 AFL-NFL merger.

### WINNINGEST COACH/QB TANDEM SINCE 1970

(Regular Season Only, by winning percentage)

QB/Head Coach	Team(s)	W	L	T	Pct.
Tom Brady/Bill Belichick	NE	148	43	0	.775
Ken Stabler/John Madden	OAK	60	19	1	.756
Jim McMahon/Mike Ditka	CHI	46	15	0	.754
Peyton Manning/Tony Dungy	IND	73	24	0	.753

### WINNINGEST COACH/QB TANDEM SINCE 1970

(Regular Season Only, by victories)

QB/Head Coach	Team(s)	W	L	T	Pct.
Tom Brady/Bill Belichick	NE	148	43	0	.775
Dan Marino/Don Shula	MIA	116	68	0	.630
Terry Bradshaw/Chuck Noll	PIT	107	51	0	.601

## 300-YARD PASSING GAMES

Brady had his 59th NFL game with 300 or more yards passing at Miami (12/15/13) and ranks third among active NFL quarterbacks, behind NFL-leader Peyton Manning (84) and Drew Brees (78). The Patriots are 48-11 when Brady throws for 300 or more yards.

### NFL QUARTERBACK 300-YARD GAMES (\*ACTIVE)

Player	300-Yard Games
Peyton Manning*	84
Drew Brees*	78
Dan Marino	63
Brett Favre	62
<b>Tom Brady*</b>	<b>59</b>
Kurt Warner	52
Dan Fouts	51
Warren Moon	49
Tony Romo	44
Joe Montana	42

★ Passed Brett Favre with his 26th consecutive home win, vs. N.Y. Jets (12/6), setting a new NFL record. The streak concluded in 2011 after 31 straight home wins.

★ Named AFC Offensive Player of the Month for December/January after throwing for 1,197 yards on 88-of-136 passing for 13 touchdowns and no interceptions in the final five games of the regular season.

★ Earned AFC Offensive Player of the week twice:

- Week 12 at Detroit after finishing with a perfect quarterback rating for the second time in his career, completing 21-of-27 passes for 341 yards with four touchdowns and no interceptions (11/25).
- Week 13 vs. the N.Y. Jets, completing 21-of-29 passes for 326 yards and four touchdowns (12/6).

★ Received FedEx Air Player of the Week honors after throwing for 369 yards on 27-of-40 passing and two touchdowns in snowy conditions against the Bears (12/12).

★ Engineered his 30th career game-winning performance to lead his team back from a fourth quarter deficit. The Patriots trailed Baltimore 20-10 with 14:53 remaining in the game. From there, Brady completed 16-of-24 passes for 156 yards, one touchdown and one interception as New England scored the game's final 13 points in a 23-20 overtime win. He finished the game 27-of-44 for 292 yards, one TD and one interception (10/17).

★ Won his 100th game as a starter at Miami (10/4), becoming only the 11th NFL quarterback to register 100 wins as a starter, and reaching the milestone in the fewest number of starts (131) among quarterbacks who began their careers in the Super Bowl era (since 1966).

★ Engineered his 31st career comeback vs. Green Bay (12/19) after completing five-of-six passes for 82 yards to lead the Patriots on touchdown and field goal drives to rally from a 27-21 deficit to a 31-27 win.

★ Registered his eighth season with more than 3,000 passing yards, passing Drew Bledsoe for most 3,000-yard seasons in team history.

## 2009 (16/16, 1/1)

★ Named offensive co-captain by his teammates.

★ Named AP Comeback Player of the Year.

★ Named to his fifth Pro Bowl.

★ Named AFC Offensive Player of the Month for October. Brady led New England to a 3-1 record in October,

## CAREER WINS

### MOST CAREER WINS AS A STARTER

(Regular season only)

Name	W	L	T	Pct.
Brett Favre	186	112	0	.624
Peyton Manning	167	73	0	.696
<b>Tom Brady</b>	<b>148</b>	<b>43</b>	<b>0</b>	<b>.775</b>
John Elway	148	82	1	.643
Dan Marino	147	93	0	.613
Fran Tarkenton	124	109	6	.531
Johnny Unitas	118	64	4	.651
Joe Montana	117	47	0	.713
Drew Brees	110	75	0	.595
Terry Bradshaw	107	51	0	.677
Warren Moon	102	98	0	.510

including a 59-0 win over Tennessee and a 38-7 win over Tampa Bay. He completed 92 of 131 passes (70.2 percent) for 1,161 yards, 12 touchdowns and a 121.7 passer rating during the month.

★ Named AFC Offensive Player of the Week three times in 2009:

- Week 1 vs. Buffalo after throwing two touchdown passes in the final two minutes to rally the Patriots from a 24-13 deficit to a 25-24 victory.
- Week 6 vs. Tennessee after throwing for 380 yards and six touchdowns in a 59-0 victory.
- Week 16 vs. Jacksonville after completing 23 of 26 passes for 267 yards with four touchdowns in a 35-7 victory.

★ Finished the season with 4,398 passing yards and 28 touchdowns.

★ Became the Patriots' all-time leading passer, surpassing Drew Bledsoe on an 11-yard completion to WR Sam Aiken at New Orleans (11/30).

★ Reached 30,000 yards passing against Miami (12/6) to become the 31st player in NFL history to do so.

★ Brady became the 27th player in NFL history to reach 200 touchdowns with his 36-yard touchdown pass to TE Chris Baker vs. Atlanta (9/27).

★ Posted his franchise-record third season with over 4,000 passing yards.

★ Established a franchise record of 30 games with 300 yards passing with seven 300-yard games in 2009.

★ Brady completed 29 of 34 pass attempts for 380 yards and six touchdowns vs. Tennessee (10/18). Brady had 345 yards passing in the first half, setting a Patriots record for most passing yards in a half. His previous best was 291 yards passing in the first half at Miami on Oct. 21, 2007.

- Against Tennessee, Brady directed a New England offense that set a franchise record for total yards (619) and points scored (59).
- In a historic second quarter, Brady threw five touchdowns, the highest in a single quarter in NFL history. His five touchdowns also tied the most in Brady's career in a single half. Brady also had five touchdowns in the first half at Miami on Oct. 21, 2007.
- Brady tied a career high with six total touchdown passes. He also had six scoring passes on Oct. 21, 2007 at Miami. Brady has thrown for five touchdowns in a game two times and has had four touchdowns in a game seven times.

★ His 81-yard touchdown pass to WR Sam Aiken at Miami (11/8) was his longest pass of the season.

## NO INTERCEPTIONS

Tom Brady set an NFL record with 358 consecutive pass attempts without an interception. Brady eclipsed Bernie Kosar's record of 308 pass attempts on Dec. 26, 2010 in Buffalo.

### PASS ATTEMPTS WITHOUT AN INTERCEPTION

Player	Team	Year	Attempts
<b>Tom Brady</b>	<b>New England</b>	<b>2010-11</b>	<b>358</b>
Bernie Kosar	Cleveland	1990-91	294
Bart Starr	Green Bay	1964-65	308
Jeff George	Indianapolis/Atlanta	1993-94	279
Rich Gannon	Oakland	2001	277
Jason Campbell	Washington	2007-08	271

### 11 STRAIGHT WITHOUT AN INTERCEPTION

Brady finished the 2010 season with 11 straight starts without an interception. That is the most consecutive starts without an interception in the NFL since the 1970 merger. The previous best was nine straight by Jason Campbell (2007-08) and Bernie Kosar (1991).

### NFL RECORD: NINE GAMES WITH TWO TDs AND NO INTERCEPTIONS

Brady set an NFL record by throwing at least two touchdowns without an interception in each of the final nine games of the 2010 season. Brady passed Don Meredith's previous record of six straight games with two or more touchdowns and no interceptions (1965-66).

★ Had a stretch of five straight games with 300 yards or more.

★ Threw two or more touchdowns in a game seven times in 2009.

★ Had the two highest regular-season completion percentage games in team history:

- Established a Patriots team record for best completion percentage ever vs. Jacksonville when he completed 23-of-26 pass attempts for a .885 completion percentage, which is tied for 8th highest in NFL regular-season history.
- Had the second best completion percentage vs. Tennessee (10/18) when he completed 29 of 34 passes for .853 completion percentage.

### 2008 (1/1)

★ Named an offensive co-captain by his teammates for the seventh straight season.

★ Started at quarterback in the season opener and completed 7-of-11 passes for 76 yards before leaving the game with a knee injury.

★ Placed on Injured Reserve on Sept. 9 with a knee injury.

## BRADY AT 35 TOUCHDOWNS

Tom Brady is the third NFL player to have at least 35 touchdowns in three different seasons.

### QB'S WITH THE MOST 35+ PASSING SEASONS IN NFL HISTORY

Player	35+ TD Seasons
<b>Tom Brady</b>	<b>3 (50 in 2007, 36 in 2010 and 39 in 2011)</b>
Brett Favre	3 (38 in 1995, 39 in 1996 and 35 in 1997)
Peyton Manning	3 (49 in 2004, 37 in 2012, 55 in 2013)



**2007 (16/16, 3/0)**

- ★ Voted Associated Press NFL Most Valuable Player.
- ★ Was an AP All-Pro First Team selection in addition to being named its Offensive Player of the Year and Male Athlete of the Year.
- ★ Earned his fourth career Pro Bowl selection.
- ★ Was voted an offensive co-captain by his teammates.
- ★ Set the NFL's single-season touchdown pass record with his 50th touchdown of the season with a 65-yard touchdown reception to Randy Moss, his second scoring strike of the game in the Patriots' 38-35 win over the New York Giants (12/29).
- ★ Finished the season with 398 completions, fourth on the all-time single-season list for NFL quarterbacks.
- ★ Established a then Patriots franchise record for passing yards in a season with 4,806 passing yards, which ranks third on the all-time single-season list for NFL quarterbacks.
- ★ Set career single-season highs in five statistical categories including completions (389), completion percentage (68.9), passing yards (4,806), touchdown passes (50) and passer rating (117.2) in 2007.
- ★ Named AFC Offensive Player of the Month for the first time in his career in September and a second time in the month of October.
- ★ Named AFC Offensive Player of the Week five times in 2007 (Wk. 3, Wk. 6, Wk. 7, Wk. 14, Wk. 17).
- ★ Broke the NFL record set by the Colts' Peyton Manning for consecutive games with three or more touchdown passes with nine after throwing for three touchdown strikes in the Patriots' 24-20 win over the Indianapolis Colts on Nov. 4.
- ★ Passed Steve Grogan as the Patriots' career touchdown leader with his 183rd touchdown pass on a 6-yard connection to Randy Moss in the second quarter of the Patriots' 56-10 rout of the Buffalo Bills.
- ★ Made his 100th career start and completed 31 of 46 pass attempts for 388 yards and five touchdowns while leading the Patriots to their highest point total in 23 years in a 48-27 victory over the Dallas Cowboys (10/14).
- ★ Set a career high and became the 17th quarterback in NFL history to achieve a perfect passer rating of 158.3 in a game while setting a franchise record with six touchdown passes in the Patriots' 49-28 victory over the Miami Dolphins (10/21). Broke the franchise record with his sixth touchdown pass of the game on his second hookup with Wes Welker, a 16-yard strike.
- ★ Turned in his fifth game of the season with four or more touchdown passes and his seventh game with 300-plus passing yards while completing 32 of 46 passes for 399 yards — the second highest total of his career — and four touchdowns in the Patriots' victory over the Pittsburgh Steelers (12/9).
- ★ Led the Patriots to victory after trailing in the fourth quarter for the 28th time of his career, and the fourth time in 2007, as New England completed its regular-season schedule undefeated for just the fourth time in NFL history with a 38-35 comeback win over the N.Y. Giants (12/29). Tied and then broke the NFL's all-time single-season touchdown pass record with his 49th and 50th touchdown passes of the season, both to Randy Moss, while completing 32 of 42 pass attempts for 356 yards. Found Moss in the back right hand corner of the end zone on a 4-yard touchdown strike for his 49th passing touchdown of the season, tying Peyton Manning for the single-season record. Broke the all-time single-season

**CLASS OF 2000**

Tom Brady was the seventh quarterback selected in the 2000 NFL Draft, by the Patriots in the sixth round with the 199th overall pick.

**Quarterbacks taken in the 2000 NFL Draft**

Rd	Pk	Player	Taken By
1	18	Chad Pennington	NY Jets
3	65	Giovanni Carmazzi	San Francisco
5	163	Tee Martin	Pittsburgh
6	168	Marc Bulger	New Orleans
6	183	Spergon Wynn	Cleveland
6	199	Tom Brady	New England

touchdown pass record with his 50th scoring strike of the season, a 65-yard connection to Moss down the right sideline on a go-route.

- ★ Completed his first 16 passes of the game and went on to finish the game with an NFL-record 92.9 completion percentage as he completed 26 of 28 pass attempts and three touchdowns in the Patriots 31-20 win vs. Jacksonville (1/12) in the divisional playoffs.
- ★ Completed 29 of 48 pass attempts for 266 yards and one touchdown in Super Bowl XLII (2/3).

**2006 (16/16, 3/3)**

- ★ Was voted an offensive co-captain by his teammates.
- ★ Finished third in the AFC with 3,529 passing yards, 319 completions and 24 touchdown passes.
- ★ Threw four touchdowns in a game twice - at Minnesota (10/30) and at Green Bay (11/19).
- ★ Recorded a 100.0 or higher passer rating six times in 2006.
- ★ Recorded 300 or more passing yards three times in 2006.
- ★ Was named FedEx Air NFL Player of the Week after completing 29 of 43 passes for 372 yards with four touchdowns and an interception against the Vikings (10/30).
- ★ Kept the Patriots' final scoring drive alive against Chicago (11/26) by juking Brian Urlacher and gaining 11 yards on a third-and-nine scramble in the fourth quarter.
- ★ Rushed for a career-high 31 yards on 10 carries in the victory over Jacksonville (12/24).
- ★ Completed 22 of 34 passes for 212 yards and two touchdowns in the Patriots' AFC Wild Card victory over the Jets (1/7).
- ★ Connected on 27 of 51 passes for 280 yards and two touchdowns with three interceptions in the Patriots' AFC Divisional playoff victory over San Diego (1/14). Quarterbacked his 24th career game-winning drive following a fourth quarter deficit. Kept the Patriots game-tying touchdown drive alive with a 12-yard pass to Jabar Gaffney on third-and-three in the fourth quarter. Two plays later, found Reche Caldwell in the corner of the end zone for a 4-yard touchdown in the fourth quarter.
- ★ Completed 21 of 34 passes for 232 yards and a touchdown in the AFC Championship Game against Indianapolis (1/21). Kept the Patriots' second touchdown drive alive with a 27-yard completion to Troy Brown on fourth-and-six in the second quarter.

**2005 (16/16, 2/2)**

- ★ Selected to his third Pro Bowl.
- ★ Led the NFL with a career-high 4,110 passing yards.
- ★ Finished second in the AFC with 334 completions.

- ★ Finished third in the AFC with 26 touchdown passes.
- ★ Was voted an offensive co-captain for the 2005 season by his teammates.
- ★ Recorded six passer ratings of 100.0 or higher, four 300-yard passing performances and four game-winning drives.
- ★ Became just the second player in Patriots history to pass for more than 4,000 yards in a season.
- ★ Named AFC Offensive Player of the Week after registering a 140.4 passer rating and completing 22 of 27 passes for 350 yards and three touchdowns against the Atlanta Falcons (10/9).
- ★ Completed 15 of 27 passes for 201 yards and three touchdowns against Jacksonville (1/7), setting an NFL-record with his 10th consecutive playoff victory as a starting quarterback.

## 2004 (16/16, 3/3)

- ★ Named to his second career Pro Bowl as the Patriots won Super Bowl XXXIX.
- ★ Registered a career-high 92.6 passer rating, the second highest rating in Patriots history at the time.
- ★ Finished second in the AFC and tied his career high with 28 touchdown passes.
- ★ Led the NFL with a 109.4 passer rating in the playoffs and was the only quarterback in the playoffs not to throw an interception in 2004.
- ★ Was voted an offensive co-captain for the 2004 season by his teammates.
- ★ Completed 18 of 27 passes for 144 yards and a touchdown for a 92.2 passer rating in the Patriots' 20-3 victory over the Indianapolis Colts (1/16) in the Divisional Playoffs. Gave the Patriots a commanding 20-3 lead with a 1-yard touchdown plunge with 7:10 remaining in the game.
- ★ Connected on 14 of 21 passes for 207 yards and two touchdowns in the Patriots' 41-27 AFC Championship victory over the Pittsburgh Steelers (1/23). Amassed a 130.5 passer rating, the highest rating of his playoff career and the fourth highest rating in any game in his career. Found a streaking Deion Branch for a season-long 60-yard touchdown bomb in the first quarter.
- ★ Became the Patriots' all-time playoff touchdown leader with the 60-yard scoring pass, the eighth passing touchdown of his playoff career.
- ★ Completed 23 of 33 passes for 236 yards and two touchdowns for a 110.2 passer rating in the Patriots' 24-21 victory over the Philadelphia Eagles in Super Bowl XXXIX. Tied Bart Starr for the NFL record with his ninth consecutive playoff victory.

## 2003 (16/16, 3/3)

- ★ Named Super Bowl XXXVIII MVP after completing 32 of 48 passes for 354 yards and three touchdowns as the Patriots beat Carolina 32-29 and won their second title in three seasons.
- ★ Capped off a regular season in which he completed 317 passes for 3,620 yards and 23 touchdowns.
- ★ Ranked second in the AFC in pass attempts (527), third in passing yards (3,620) and fourth in completions (317).
- ★ Recorded three touchdown passes of 50 yards or more.
- ★ Completed seven passes for 45 yards or more.
- ★ Recorded six games with a passer rating of more than 100.0.

- ★ Did not throw an interception at home in the regular season.

★ Named AFC Offensive Player of the Week, FedEx Air Player of the Week and Snickers Hungriest Player of the Game after completing 20 of 35 passes for 350 yards and three touchdowns in New England's thrilling 30-26 come-from-behind victory over the Denver Broncos on Monday Night Football (11/3). Connected on four-of-five passes for 58 yards in the Patriots game-winning touchdown drive in the fourth quarter. Concluded the six-play, game-winning drive by finding David Givens for an 18-yard touchdown strike in the corner of the end zone with 30 seconds remaining in the game.

★ Connected on 29 of 47 passes for 368 yards and two touchdowns in the Patriots' come-from-behind 23-20 overtime victory over the Houston Texans (11/23). Engineered the 12th fourth quarter or overtime comeback of his career. Rolled out on a bootleg and found Daniel Graham in the end zone for a four-yard touchdown on fourth-and-one to tie the game at 20 with 40 seconds remaining in regulation.

★ Named AFC Offensive Player of the Week for his four-touchdown performance against the Buffalo Bills (12/27). Registered a season-high 122.9 passer rating while completing 21 of 32 passes for 204 yards and a season-high four touchdowns in the Patriots' 31-0 victory over the Bills.

★ Completed 21 of 41 passes for 201 yards and a touchdown in the Patriots' 17-14 divisional playoff victory over the Tennessee Titans (1/10).

★ Connected on 22 of 37 passes for 237 yards and a touchdown in the Patriots' 24-14 AFC Championship victory over the Indianapolis Colts (1/18). Connected with David Givens for a 7-yard touchdown reception on a hitch-and-go to give the Patriots an early 7-0 lead in the first quarter.

★ Earned Super Bowl MVP honors after completing 32 of 48 passes for 354 yards and three touchdowns against the Carolina Panthers in Super Bowl XXXVIII. Completed four of five passes in the final 1:08 to lead the Patriots on a Super Bowl-winning drive that culminated in Adam Vinatieri's winning boot with four seconds left in the contest.

## 2002 (16/16)

- ★ Led the NFL with 28 touchdown passes.
- ★ Completed 373 of 601 passes for 3,764 yards while starting all 16 games at quarterback.
- ★ Ranked third in the AFC in attempts (601), fourth in completions (373) and fourth in the AFC in passing yards (3,764).
- ★ Threw only 14 interceptions, including just five in his last 351 pass attempts.
- ★ Posted a touchdown-to-interception ratio of +14 in 2002, the fourth highest total in the NFL.
- ★ Recorded six ratings of over 100.0 in 2002 (all victories), the highest single-season total by a Patriot since Drew Bledsoe recorded seven during the 1996 season.
- ★ Named AFC Offensive Player of the Week after completing 67.4 percent of his passes for 294 yards and three touchdowns without an interception in the Patriots 30-14 win over the Steelers (9/9) on Monday Night Football. Threw on 25 straight plays between the first and third quarters, completing 18 of those passes in that game (9/9).
- ★ Became the fifth quarterback in Patriots history to

throw for over 400 yards in a game, completing 72 percent of his passes and throwing for four touchdowns in the Patriots 41-38 overtime win over the Kansas City Chiefs (9/22). His 410 yards ranks as the 11th most prolific single-game passing performance in Patriots history.

## 2001 (15/14, 3/3)

★ Started 14 of 15 regular season games at quarterback and completed 264 of 413 passes for 2,843 yards, while throwing 18 touchdowns and 12 interceptions.

★ His 63.9 percent completion rate set a new Patriots single-season best, eclipsing the mark set by Tony Eason (61.6, 1986).

★ Finished the season ranked third in the AFC and sixth in the NFL with a 86.5 passer rating.

★ Set NFL record for most pass attempts to start a career without throwing an interception (162).

★ Made first NFL start and completed 13 of 23 passes for 168 yards in 44-13 victory over Indianapolis (9/30) ... Became the first Patriots quarterback to win his first NFL start since Scott Zolak won at Indianapolis (11/15/92).

★ Named AFC Offensive Player of the Week following his performance in the Patriots 29-26 overtime victory over San Diego (10/14). Completed his first NFL touchdown pass on a 21-yard connection to Terry Glenn. Threw 54 passes with 33 completions, tying him for eighth in team history in both categories. Completed 13-of-19 passes for 130 yards during two fourth quarter comeback scoring drives and the game winning overtime scoring drive.

★ Connected with David Patten on a 91-yard touchdown pass against Indianapolis (10/21), the longest play from scrimmage in franchise history at the time. Completed all seven of his pass attempts in the first half for 134 yards and two touchdowns.

★ Named AFC Player of the Week after notching a season-high four touchdowns while completing 19 of 26 passes for 268 yards in a 34-17 victory over the New Orleans Saints (11/25). Earned a passer rating of 143.9, his third rating over 100 during the season.

★ Made his first postseason start and set Patriots' single-game postseason highs with 52 attempts, 32 completions and 312 yards in the Patriots' divisional playoff victory over Oakland (1/19). Became first quarterback in franchise history to record a postseason rushing touchdown with a 6-yard scamper. Completed all eight of his pass attempts for 45 yards in overtime as the Patriots marched 61 yards on 15 plays to set up an Adam Vinatieri 23-yard game-winning field goal for the victory.

★ Led the team in completions (12), yards (115), completion percentage (66.7 percent) and passer rating (84.3) despite leaving the AFC Championship Game victory over the Steelers (1/27) late in the second quarter with an injury and not returning.

★ Named Super Bowl XXXVI MVP after connecting on 16 of 27 passes for 145 yards and one touchdown. Completed five of eight passes for 53 yards on the game-winning drive that began with 1:21 remaining in the fourth quarter with the game tied at 17 and ended with an Adam Vinatieri 48-yard field goal as time expired.

## 2000 (1/0)

★ Saw action in a reserve role at quarterback in one contest.

★ Listed among the Patriots inactives for 14 weeks during the season.

★ Active but did not play against Cincinnati (11/19).

★ Entered his first NFL game in the fourth quarter and completed one of three passes for 6 yards against the Detroit Lions (11/23). Completed his first NFL pass to Rod Rutledge for 6 yards.

## COLLEGE

★ Brady earned three letters at Michigan (1997-99) and recorded a 20-5 record as a two-year starter for the Wolverines.

★ Started all 25 games of his junior and senior seasons, including victories in the 1999 Citrus Bowl and the 2000 Orange Bowl.

★ Led the Wolverines to 15 wins in a 16-game span from 1998-99.

★ Finished his career ranking third in Michigan history with 710 attempts and 442 completions, fourth with 5,351 yards and 62.3 completion percentage and fifth with 35 touchdown passes.

★ Completed 31 of 56 attempts for 375 yards against Ohio State to establish school single game-records, breaking the old marks of 52 attempts for 372 yards by Scott Dreisbach vs. Virginia in 1995 and 29 completions by Todd Collins vs. Oklahoma State in 1992.

★ Threw at least one touchdown pass in all 16 Big Ten conference games as a starter.

★ As a senior in 1999 was named All-Big Ten Conference second-team selection and selected team MVP after completing 214 of 341 passes (62.8 percent) for 2,586 yards, 20 touchdowns and only six interceptions.

★ Led Michigan to the Big Ten title as a junior in 1998.

★ Served as Brian Griese's backup during the Wolverines' national championship season, in which they went 12-0 in 1997.

## PERSONAL

★ Thomas Brady was born the son of Tom and Galynn Brady on Aug. 3, 1977 in San Mateo, Calif.

★ *Blue Chip Illustrated* and *Prep Football Report* All-American selection at Junipero Serra High in San Mateo, Calif.

★ Added all-state and All-Far West honors as the team's Most Valuable Player.

★ Earned two letters in both football and baseball.

★ Was the starting varsity quarterback for two seasons (1993-94) and completed 236 of 447 passes (52.8 percent) for 3,702 yards and 31 touchdowns during his high school career.

★ Drafted in the 18th round of the 1995 Major League Baseball draft as a catcher by the Montreal Expos.

★ Inducted into the Junipero Serra High School Hall of Fame in 2003, joining fellow Serra High graduates Barry Bonds, Lynn Swann, Gregg Jeffries, Jim Fregosi, and his older sister Maureen, among many others.

## SUPER BOWL LEADER

In Brady's fifth Super Bowl start vs. N.Y. Giants in Super Bowl XLVI, he became the all-time leader in passing yards and climbed into a tie for second in touchdown passes. He has also tied John Elway for most starts in a Super Bowl by a quarterback.

### SUPER BOWL PASSING YARDS

Player	Att.	Comp.	Yards
<b>Tom Brady</b>	<b>197</b>	<b>127</b>	<b>1,277</b>
Kurt Warner	132	83	1,156
Joe Montana	122	83	1,142
John Elway	152	76	1,128
Terry Bradshaw	84	49	932

### SUPER BOWL PASSING TOUCHDOWNS

Player	Appearances	TD Passes
Joe Montana	4	11
Terry Bradshaw	4	9
<b>Tom Brady</b>	<b>5</b>	<b>9</b>
Roger Staubach	4	8
Kurt Warner	3	6

### SUPER BOWL STARTS

Starting QB	Team	#	Appearances
<b>Tom Brady</b>	<b>NE</b>	<b>5</b>	<b>XXXVI, XXXVIII, XXXIX, XLII, XLVI</b>
John Elway	DEN	5	XXI, XXII, XXIV, XXXII, XXXIII
Terry Bradshaw	PIT	4	IX, X, XIII, XIV
Jim Kelly	BUF	4	XXV, XXVI, XXVII, XXVIII
Joe Montana	SF	4	XVI, XIX, XXIII, XXIV
Roger Staubach	DAL	4	VI, X, XII, XIII

## MOST POSTSEASON STARTS

Tom Brady made his 25 and 26th starts in the postseason in 2013 to set the NFL mark. He was tied with Brett Favre (24) for the most starts by a quarterback in postseason play.

### MOST POSTSEASON STARTS BY A QUARTERBACK

Player	Team(s)	Starts
1. Tom Brady	New England	26
2. Brett Favre	Green Bay/Minn.	24
3. Peyton Manning	Indianapolis/Denver	23
Joe Montana	San Fran./Kansas City	23
4. John Elway	Denver	21

## PLAYOFF LEADERS

Tom Brady is the fifth winningest quarterback in NFL playoff history among signal callers who have made at least 10 starts.

### NFL ALL-TIME LEADERS / PLAYOFF WINNING PERCENTAGE AS STARTING QUARTERBACK

Minimum 10 Starts

Player	Team (s)	W	L	Pct.
Bart Starr	Green Bay	9	1	.900
Jim Plunkett	Oak./L.A. Raiders	8	2	.800
Terry Bradshaw	Pittsburgh	14	5	.737
Troy Aikman	Dallas	11	4	.733
Ben Roethlisberger	Pittsburgh	10	4	.714
Joe Montana	San Fran./K.C.	16	7	.696
Joe Flacco	Baltimore	9	4	.693
<b>Tom Brady</b>	<b>New England</b>	<b>18</b>	<b>8</b>	<b>.692</b>
Kurt Warner	St. Louis/Arizona	9	4	.692
John Elway	Denver	14	7	.667

### NFL ALL-TIME LEADERS / PLAYOFF VICTORIES AS STARTING QUARTERBACK

Player	Team(s)	Playoff Wins
<b>Tom Brady</b>	<b>New England</b>	<b>18</b>
Joe Montana	San Fran./K.C.	16
Terry Bradshaw	Pittsburgh	14
John Elway	Denver	14
Brett Favre	Green Bay	12
Troy Aikman	Dallas	11
Peyton Manning	Indianapolis/Denver	11
Roger Staubach	Dallas	11



## BRADY MOVES UP POSTSEASON LISTS

Tom Brady extended his playoff touchdown pass total to 43 touchdown passes in 2013 and is one of three NFL quarterbacks with 40 or more touchdown passes in the postseason. Brady is third all-time on the postseason touchdown list, behind Joe Montana (45) and Brett Favre (44). Brady leads all quarterbacks with 590 postseason completions.

### NFL ALL-TIME LEADERS/POSTSEASON TOUCHDOWN PASSES

Player	Team(s)	Touchdowns
1. Joe Montana	San Fran./Kansas City	45
2. Brett Favre	Green Bay/Minnesota	44
3. <b>Tom Brady</b>	<b>New England</b>	<b>43</b>
4. Peyton Manning	Indianapolis/Denver	37
5. Dan Marino	Miami	32
6. Kurt Warner	St. Louis/Arizona	31
7. Terry Bradshaw	Pittsburgh	30

### NFL ALL-TIME LEADERS/POSTSEASON PASSING YARDS

Player	Team(s)	Passing Yards
1. Peyton Manning	Indianapolis/Denver	6,589
2. <b>Tom Brady</b>	<b>New England</b>	<b>6,424</b>
3. Brett Favre	Green Bay/Minnesota	5,855
4. Joe Montana	San Fran./Kansas City	5,772
5. John Elway	Denver	4,964
6. Dan Marino	Miami	4,510

### NFL ALL-TIME LEADERS/POSTSEASON COMPLETIONS

Player	Team(s)	Completions
1. <b>Tom Brady</b>	<b>New England</b>	<b>590</b>
2. Peyton Manning	Indianapolis/Denver	572
Brett Favre	Green Bay/Minnesota	481
4. Joe Montana	San Fran./Kansas City	460

## PLAYOFF PASSING RECORDS

Brady has set several single-game NFL playoff records with his arm. In the 2011 playoffs vs. Denver, Brady threw six touchdowns. In the 2006 playoffs, he completed over 92 percent of his passes. No other quarterback has ever completed more than 90 percent in an NFL playoff game. Brady is also second all time in consecutive playoff games with a touchdown pass (18) and 300-yard games (six).

### NFL ALL-TIME LEADERS/POSTSEASON TOUCHDOWN PASSES, CONSECUTIVE GAMES

Player	Team(s)	Games
1. Brett Favre	GB/MIN	20 (1995-2009)
2. <b>Tom Brady</b>	<b>NE</b>	<b>18 (2001-2011)</b>
3. Dan Marino	MIA	13 (1983-1995)

### NFL ALL-TIME LEADERS/POSTSEASON COMPLETION PERCENTAGE, GAME (15 COMPLETIONS)

Player	Tm	Game	Comp. %
1. Tom Brady	NE	AFC-D: NE vs. JAX '07	92.9 (28-26)
2. Phil Simms	NYG	SB: NYG vs. DEN, '86	88.0 (25-22)
3. Kurt Warner	ARI	NFC-WC: ARI vs. GB '09	87.9 (33-29)

### MOST 300 YARD GAMES IN POSTSEASON HISTORY

Player	Team(s)	300 Yard Games
Peyton Manning	Indianapolis/Denver	9
<b>Tom Brady</b>	<b>New England</b>	<b>6</b>
Joe Montana	SF/Kansas City	6
Kurt Warner	STL/Arizona	6
Drew Brees	San Diego/New Orleans	5
Dan Fouts	San Diego	5

# TOM BRADY

Pos: QB Ht: 6-4 Wt: 225 lbs Year: 14th Acq: D6b-00 (199th) College: Michigan Born: 8/3/77

REGULAR SEASON			PASSING STATISTICS											
Year	Team	G/S	Att	Cmp	Yds	Yds/Att	Pct	TD	TD %	Int	Int %	Lg	Sacks	Rating
2000	Patriots	1/0	3	1	6	2.00	33.3	0	0	0	0	6	0/0	42.4
2001	Patriots	15/14	413	264	2843	6.88	63.9	18	4.4	12	2.9	91t	41/216	86.5
2002	Patriots	16/16	601	373	3764	6.26	62.1	28	4.7	14	2.3	49t	31/190	85.7
2003	Patriots	16/16	527	317	3620	6.87	60.2	23	4.4	12	2.3	82t	32/219	85.9
2004	Patriots	16/16	474	288	3692	7.79	60.8	28	5.9	14	3.0	50	26/162	92.6
2005	Patriots	16/16	530	334	4110	7.75	63.0	26	4.9	14	2.6	71	26/188	92.3
2006	Patriots	16/16	516	319	3529	6.84	61.8	24	4.7	12	2.3	62t	26/175	87.9
2007	Patriots	16/16	578	398	4806	8.31	68.9	50	8.7	8	1.4	69t	21/128	117.2
2008	Patriots	1/1	11	7	76	6.91	63.6	0	0.0	0	0.0	26	0/0	83.9
2009	Patriots	16/16	565	371	4398	7.78	65.7	28	5.0	13	2.3	81t	16/86	96.2
2010	Patriots	16/16	492	324	3,900	7.93	65.9	36	7.3	4	0.8	79t	25/175	111.0
2011	Patriots	16/16	611	401	5,235	8.57	65.6	39	6.4	12	1.9	99t	32/173	105.6
2012	Patriots	16/16	637	401	4,827	7.58	63.0	34	5.3	8	1.3	83t	27/182	98.7
2013	Patriots	16/16	628	380	4,343	6.92	60.5	25	4.0	11	1.8	81t	40/256	87.3
<b>Totals – 14 Years</b>		<b>193/191</b>	<b>6,586</b>	<b>4,178</b>	<b>49,149</b>	<b>7.46</b>	<b>63.4</b>	<b>359</b>	<b>5.5</b>	<b>134</b>	<b>2.0</b>	<b>99t</b>	<b>343/2,150</b>	<b>95.7</b>

POSTSEASON			PASSING STATISTICS											
Year	Team	G/S	Att	Cmp	Yds	Yds/Att	Pct	TD	TD %	Int	Int %	Lg	Sacks	Rating
2001	Patriots	3/3	97	60	572	5.90	61.9	1	1.0	1	1.0	29	5/36	77.3
2003	Patriots	3/3	126	75	792	6.29	59.5	5	4.0	2	1.6	52	0/0	84.5
2004	Patriots	3/3	81	55	587	7.25	67.9	5	6.2	0	0.0	60t	7/57	109.4
2005	Patriots	2/2	63	35	542	8.60	55.6	4	6.3	2	3.2	73	4/12	92.2
2006	Patriots	3/3	119	70	724	6.08	58.8	5	4.2	4	3.4	49	4/22	76.5
2007	Patriots	3/3	109	77	737	6.76	70.6	6	5.5	3	2.8	53	8/52	96.0
2009	Patriots	1/1	42	23	154	3.67	54.8	2	4.8	3	7.1	24	3/22	49.1
2010	Patriots	1/1	45	29	299	6.64	64.4	2	4.4	1	2.2	37	5/40	89.0
2011	Patriots	3/3	111	75	878	7.9	67.6	8	7.2	4	3.6	61t	3/15	100.4
2012	Patriots	2/2	94	54	664	7.1	57.4	4	4.3	2	2.1	47	1/9	84.7
2013	Patriots	2/2	63	37	475	7.5	58.7	1	1.6	0	0.0	53	4/34	87.7
<b>Totals – 11 Years</b>		<b>26/26</b>	<b>950</b>	<b>590</b>	<b>6,424</b>	<b>6.76</b>	<b>62.1</b>	<b>43</b>	<b>4.5</b>	<b>22</b>	<b>2.4</b>	<b>73</b>	<b>44/299</b>	<b>87.5</b>

REGULAR SEASON			RUSHING					FUMBLES			POSTSEASON			RUSHING					FUMBLES		
Year	Team	No	Yds	Avg	Lg	TD	No	Lost			Year	Team	No	Yds	Avg	Lg	TD	No	Lost		
2000	Patriots	0	0	0	0	0	0	0			2001	Patriots	8	22	2.8	6t	1	1	0		
2001	Patriots	36	43	1.2	12	0	12	3			2003	Patriots	12	18	1.5	12	0	0	0		
2002	Patriots	42	110	2.6	15	1	11	5			2004	Patriots	7	3	0.4	3	1	1	1		
2003	Patriots	42	63	1.5	11	1	13	5			2005	Patriots	3	8	2.7	7	0	2	0		
2004	Patriots	43	28	0.7	10	0	7	5			2006	Patriots	8	18	2.3	12	0	2	0		
2005	Patriots	27	89	3.3	15	1	4	3			2007	Patriots	4	-1	-0.3	2	0	1	1		
2006	Patriots	49	102	2.1	22	0	12	4			2009	Patriots	0	0	0.0	0	0	1	1		
2007	Patriots	37	98	2.6	19	2	6	4			2010	Patriots	2	2	1.0	3	0	1	0		
2008	Patriots	0	0	0.0	0	0	0	0			2011	Patriots	9	10	1.1	4	1	0	0		
2009	Patriots	29	44	1.5	9	1	4	2			2012	Patriots	3	4	1.3	3	0	0	0		
2010	Patriots	31	30	1.0	9	1	3	1			2013	Patriots	3	6	2.0	5t	1	1	0		
2011	Patriots	43	109	2.5	13	3	3	2			<b>Totals – 11 Years</b>										
2012	Patriots	23	32	1.4	7	4	2	0			<b>59</b>	<b>90</b>	<b>1.5</b>	<b>12</b>	<b>4</b>	<b>10</b>	<b>3</b>				
2013	Patriots	32	18	0.8	11	0	9	3													
<b>Totals – 14 Years</b>		<b>434</b>	<b>766</b>	<b>1.8</b>	<b>22</b>	<b>14</b>	<b>89</b>	<b>37</b>													

**Additional Statistics: Receiving — 2001:** 1 for 23 yards (12/22/01 vs. Miami).

**Punting — 2003:** 1 for 36 yards, downed at 1-yard line (12/7/03 vs. Miami);

**2011:** 1 for 48 yards, downed at 10-yard line (1/14/12 vs. Denver);

**2013:** 1 for 32 yards, fair caught at 22-yard line (12/29/13 vs. Buffalo).

## TOM BRADY'S CAREER GAME-BY-GAME

Passing													Rushing					
2000	Opponent	P/S	Att	Cmp	Yds	Pct	TD	Lg	Int	S	Yds	Rating	Rush	Yds	Lg	TD	W/L	Score
11/23	at Detroit	P	3	1	6	33.3	0	6	0	0	0	42.4	0	0	0	0	L	9-34
<b>2000 Totals</b>		<b>1/0</b>	<b>3</b>	<b>1</b>	<b>6</b>	<b>33.3</b>	<b>0</b>	<b>6</b>	<b>0</b>	<b>0</b>	<b>0</b>	<b>42.2</b>	<b>0</b>	<b>0</b>	<b>0</b>	<b>0</b>		<b>0-1</b>
Passing													Rushing					
2001	Opponent	P/S	Att	Cmp	Yds	Pct	TD	Lg	Int	S	Yds	Rating	Rush	Yds	Lg	TD	W/L	Score
09/09	at Cincinnati																L	17-23
09/23	N.Y. Jets	P	10	5	46	50.0	0	21	0	0	0	62.9	1	9	9	0	L	3-10
09/30	Indianapolis	S	23	13	168	56.5	0	38	0	1	9	79.6	1	2	2	0	W	44-13
10/07	at Miami	S	24	12	86	50.0	0	15	0	4	17	58.7	2	9	9	0	L	10-30
10/14	San Diego	S	54	33	364	61.1	2	26	0	3	19	93.4	1	0	0	0	W	ot 29-26
10/21	Indianapolis	S	20	16	202	80.0	3	91t	0	0	0	148.3	2	-2	-1	0	W	38-17
10/28	at Denver	S	38	25	203	65.8	2	30t	4	2	20	57.1	2	-1	0	0	L	20-31
11/04	at Atlanta	S	31	21	250	67.7	3	44t	0	3	14	124.4	3	0	1	0	W	24-10
11/11	Buffalo	S	21	15	107	71.4	1	26	1	7	36	78.9	4	-1	2	0	W	21-11
11/18	St. Louis	S	27	19	185	70.4	1	27	2	2	6	70.8	2	6	7	0	L	24-17
11/25	New Orleans	S	26	19	258	73.1	4	41t	0	4	17	143.9	4	14	11	0	W	34-17
12/02	at N.Y. Jets	S	28	20	213	71.4	0	46	0	3	22	93.3	3	0	2	0	W	17-16
12/09	Cleveland	S	28	19	218	67.9	0	23	2	3	9	61.3	4	-3	0	0	W	27-16
12/16	at Buffalo	S	35	19	237	54.3	0	40	1	5	31	63.6	3	13	12	0	W	ot 12-9
12/22	Miami	S	19	11	108	57.9	1	23t	0	3	14	91.6	3	-5	-1	0	W	20-13
01/06	at Carolina	S	29	17	198	58.6	1	31	2	1	2	62.1	1	2	2	0	W	38-6
<b>2001 Totals</b>		<b>15/14</b>	<b>413</b>	<b>264</b>	<b>2843</b>	<b>63.9</b>	<b>18</b>	<b>91t</b>	<b>12</b>	<b>41</b>	<b>216</b>	<b>86.5</b>	<b>36</b>	<b>43</b>	<b>12</b>	<b>0</b>		<b>11-5</b>
01/19	Oakland	S	52	32	312	61.5	0	29	1	2	15	70.4	5	16	6t	1	W	ot 16-13
01/27	at Pittsburgh	S	18	12	115	66.7	0	28	0	2	14	84.3	2	3	2	0	W	24-17
02/03	St. Louis	S	27	16	145	59.3	1	23	0	1	7	86.2	1	3	3	0	W	20-17
<b>2001 Postseason</b>		<b>3/3</b>	<b>97</b>	<b>60</b>	<b>572</b>	<b>61.9</b>	<b>1</b>	<b>29</b>	<b>1</b>	<b>5</b>	<b>36</b>	<b>77.3</b>	<b>8</b>	<b>22</b>	<b>6t</b>	<b>1</b>		<b>3-0</b>
Passing													Rushing					
2002	Opponent	P/S	Att	Cmp	Yds	Pct	TD	Lg	Int	S	Yds	Rating	Rush	Yds	Lg	TD	W/L	Score
09/09	Pittsburgh	S	43	29	294	67.4	3	40t	0	2	14	110.0	-	-	-	-	W	30-14
09/15	at N.Y. Jets	S	35	25	269	71.4	2	49t	1	0	0	100.8	2	5	4	0	W	44-7
09/22	Kansas City	S	54	39	410	72.2	4	38t	1	4	11	110.9	1	2	2	0	W	41-38 ot
09/29	at San Diego	S	53	36	353	67.9	2	26	2	0	0	83.3	1	3	3	0	L	14-21
10/05	at Miami	S	31	17	240	54.8	2	34t	2	3	32	74.7	1	0	0	0	L	13-26
10/13	Green Bay	S	44	24	183	54.5	1	18	3	2	17	44.0	5	26	12	0	L	10-28
10/27	Denver	S	29	15	130	51.7	1	17	0	5	20	75.4	2	5	4	0	L	16-24
11/03	at Buffalo	S	26	22	265	84.6	3	31	0	1	2	147.6	1	-1	-1	0	W	38-7
11/10	at Chicago	S	55	36	328	65.3	3	36t	1	2	13	92.1	3	16	13	0	W	33-30
11/17	at Oakland	S	30	18	172	60.0	0	33	0	4	25	76.0	1	1	1	0	L	20-27
11/24	Minnesota	S	34	21	239	61.8	3	27	0	2	20	112.3	6	4	5	0	W	24-17
11/28	at Detroit	S	30	18	210	60.0	0	28	1	0	0	67.4	4	12	8	0	W	20-12
12/08	Buffalo	S	27	15	183	55.6	2	41	0	0	0	101.3	5	-5	0	0	W	27-17
12/16	at Tennessee	S	29	14	134	48.3	0	35	1	3	17	47.2	2	10	10t	1	L	7-24
12/22	N.Y. Jets	S	37	19	133	51.4	1	15	1	2	14	57.6	4	24	15	0	L	17-30
12/29	Miami	S	44	25	221	56.8	1	23	1	1	5	68.5	4	8	4	0	W	27-24 ot
<b>2002 Totals</b>		<b>16/16</b>	<b>601</b>	<b>373</b>	<b>3764</b>	<b>62.1</b>	<b>28</b>	<b>49t</b>	<b>14</b>	<b>31</b>	<b>190</b>	<b>85.7</b>	<b>42</b>	<b>110</b>	<b>15</b>	<b>1</b>		<b>9-7</b>
Passing													Rushing					
2003	Opponent	P/S	Att	Cmp	Yds	Pct	TD	Lg	Int	S	Yds	Rating	Rush	Yds	Lg	TD	W/L	Score
09/07	at Buffalo	S	28	14	123	50.0	0	42	4	2	20	22.5	-	-	-	-	L	0-31
09/14	at Philadelphia	S	44	30	255	68.2	3	27	0	2	8	105.8	6	7	4	0	W	31-10
09/21	N.Y. Jets	S	25	15	181	60.0	0	31	0	5	34	82.3	3	-1	1	1	W	23-16
09/28	at Washington	S	38	25	289	65.8	2	29	3	1	8	73.2	1	2	2	0	L	17-20
10/05	Tennessee	S	31	17	219	54.8	1	58	0	3	26	88.0	3	2	4	0	W	38-30
10/12	N.Y. Giants	S	21	8	112	38.1	0	39	0	2	21	56.1	3	0	2	0	W	17-6
10/19	at Miami	S	34	24	283	70.6	2	82	0	1	10	115.2	3	10	5	0	W	19-13 ot
10/26	Cleveland	S	33	20	259	60.6	0	45	0	1	6	85.3	2	-2	-1	0	W	9-3
11/03	at Denver	S	35	20	350	57.1	3	66	1	0	0	108.0	2	-1	0	0	W	30-26
11/16	Dallas	S	34	15	212	44.1	0	57	0	2	9	64.8	1	3	3	0	W	12-0
11/23	at Houston	S	47	29	368	61.7	2	33	2	4	24	82.6	6	15	6	0	W	23-20 ot
11/30	at Indianapolis	S	35	26	236	74.3	2	31	2	2	10	87.3	2	-1	0	0	W	38-34
12/07	Miami	S	31	16	163	51.6	0	25	0	3	13	67.0	2	-2	-1	0	W	12-0
12/14	Jacksonville	S	34	22	228	64.7	2	32	0	2	16	103.6	1	7	7	0	W	27-13
12/20	at N.Y. Jets	S	25	15	138	60.0	2	35	0	0	0	101.8	1	1	2	0	W	21-16

# TOM BRADY'S CAREER GAME-BY-GAME (CONT.)

12/27	Buffalo	S	32	21	204	65.6	4	30	0	2	14	122.9	5	23	11	0	W	31-0
<b>2003 Totals</b>			<b>16/16</b>	<b>527</b>	<b>317</b>	<b>3620</b>	<b>60.2</b>	<b>23</b>	<b>82t</b>	<b>12</b>	<b>32</b>	<b>219</b>	<b>85.9</b>	<b>42</b>	<b>63</b>	<b>11</b>	<b>1</b>	<b>14-2</b>
01/10	Tennessee	S	41	21	201	51.2	1	41	0	0	0	73.3	5	5	5	0	W	17-14
01/18	Indianapolis	S	37	22	237	59.5	1	28	1	0	0	76.1	5	1	2	0	W	24-14
02/01	Carolina	S	48	32	354	66.7	3	52	1	0	0	100.5	2	12	12	0	W	32-29
<b>2003 Postseason</b>			<b>3/3</b>	<b>126</b>	<b>75</b>	<b>792</b>	<b>59.5</b>	<b>5</b>	<b>52</b>	<b>2</b>	<b>0</b>	<b>0</b>	<b>84.5</b>	<b>12</b>	<b>18</b>	<b>12</b>	<b>0</b>	<b>3-0</b>
Passing													Rushing					
<b>2004</b>	<b>Opponent</b>	<b>P/S</b>	<b>Att</b>	<b>Cmp</b>	<b>Yds</b>	<b>Pct</b>	<b>TD</b>	<b>Lg</b>	<b>Int</b>	<b>S</b>	<b>Yds</b>	<b>Rating</b>	<b>Rush</b>	<b>Yds</b>	<b>Lg</b>	<b>TD</b>	<b>W/L</b>	<b>Score</b>
09/09	Indianapolis	S	38	26	335	68.4	3	29	1	2	15	111.2	1	-1	-1	0	W	27-24
09/19	at Arizona	S	26	15	219	57.7	2	27	2	2	12	78.8	5	3	3	0	W	23-12
10/03	at Buffalo	S	30	17	298	56.7	2	44	0	0	0	112.9	2	2	3	0	W	31-17
10/10	Miami	S	19	7	76	36.8	2	28	1	1	7	62.6	4	-1	2	0	W	24-10
10/17	Seattle	S	30	19	231	63.3	1	48	1	1	7	84.2	3	7	6	0	W	30-20
10/24	N.Y. Jets	S	29	20	230	69.0	1	42	0	3	20	104.1	3	-3	-1	0	W	13-7
10/31	at Pittsburgh	S	43	25	271	58.1	2	23	2	4	28	72.9	-	-	-	-	L	20-34
11/07	at St. Louis	S	31	18	234	58.1	2	50	0	2	9	103.4	3	1	3	0	W	40-22
11/14	Buffalo	S	35	19	233	54.3	2	47	1	2	13	82.2	1	2	2	0	W	29-6
11/22	at Kansas City	S	26	17	315	65.4	1	48	0	1	6	119.9	5	-1	3	0	W	27-19
11/28	Baltimore	S	30	15	172	50.0	0	37	0	1	2	67.6	3	3	4	0	W	24-3
12/05	at Cleveland	S	20	11	157	55.0	1	44	1	2	14	76.5	1	10	10	0	W	42-15
12/12	Cincinnati	S	26	18	260	69.2	2	48	0	1	3	127.1	5	2	3	0	W	35-28
12/20	at Miami	S	29	18	171	62.1	3	31t	4	2	15	73.3	2	-2	-1	0	L	28-29
12/26	at N.Y. Jets	S	32	21	264	65.6	2	35	0	1	6	112.0	4	3	5	0	W	23-7
01/02	San Francisco	S	30	22	226	73.3	2	25	1	1	5	102.9	1	3	3	0	W	21-7
<b>2004 Totals</b>			<b>16/16</b>	<b>474</b>	<b>288</b>	<b>3692</b>	<b>60.8</b>	<b>28</b>	<b>50</b>	<b>14</b>	<b>26</b>	<b>162</b>	<b>92.6</b>	<b>43</b>	<b>28</b>	<b>10</b>	<b>0</b>	<b>14-2</b>
01/16	Indianapolis	S	27	18	144	66.7	1	17	0	3	29	92.2	4	6	3	1	W	20-3
01/23	at Pittsburgh	S	21	14	207	66.7	2	60t	0	2	11	130.5	2	-2	-1	0	W	41-27
02/06	Philadelphia	S	33	23	236	69.7	2	27	0	2	17	110.2	1	-1	-1	0	W	24-21
<b>2004 Postseason</b>			<b>3/3</b>	<b>81</b>	<b>55</b>	<b>587</b>	<b>67.9</b>	<b>5</b>	<b>60t</b>	<b>0</b>	<b>7</b>	<b>57</b>	<b>109.4</b>	<b>7</b>	<b>3</b>	<b>3</b>	<b>1</b>	<b>3-0</b>
Passing													Rushing					
<b>2005</b>	<b>Opponent</b>	<b>P/S</b>	<b>Att</b>	<b>Cmp</b>	<b>Yds</b>	<b>Pct</b>	<b>TD</b>	<b>Lg</b>	<b>Int</b>	<b>S</b>	<b>Yds</b>	<b>Rating</b>	<b>Rush</b>	<b>Yds</b>	<b>Lg</b>	<b>TD</b>	<b>W/L</b>	<b>Score</b>
09/08	Oakland	S	38	24	306	63.2	2	35	0	0	0	105.8	3	-1	0	0	W	30-20
09/18	at Carolina	S	44	23	270	52.3	1	71	1	2	21	69.3	-	-	-	-	L	17-27
09/25	at Pittsburgh	S	41	31	372	75.6	0	30	1	3	26	92.7	-	-	-	-	W	23-20
10/02	San Diego	S	32	19	224	59.4	1	30t	1	1	8	78.1	2	4	4	0	L	17-41
10/09	at Atlanta	S	27	22	350	81.5	3	55	1	1	8	140.4	1	1	1	0	W	31-28
10/16	at Denver	S	46	24	299	52.2	1	49	0	0	0	79.9	1	12	12	0	L	20-28
10/30	Buffalo	S	21	14	199	66.7	1	37	0	3	19	113.0	1	4	4	0	W	21-16
11/07	Indianapolis	S	33	22	265	66.7	3	35	0	1	18	121.4	1	-1	-1	0	L	21-40
11/13	at Miami	S	36	21	275	58.3	2	59	2	2	1	77.9	1	-1	-1	0	W	23-16
11/20	New Orleans	S	29	15	222	51.7	3	60t	0	3	28	111.6	1	5	5	0	W	24-27
11/27	at Kansas City	S	40	22	248	55.0	1	25	4	3	16	42.5	1	15	15	0	L	16-26
12/04	N.Y. Jets	S	37	27	271	73.0	0	25	0	2	20	93.4	4	19	7	0	W	16-3
12/11	at Buffalo	S	38	29	329	76.3	2	40	2	1	1	97.4	4	17	9	1	W	35-7
12/17	Tampa Bay	S	31	20	258	64.5	3	37	0	1	5	122.8	3	6	3	0	W	28-0
12/26	at N.Y. Jets	S	29	18	185	62.1	2	23	1	3	17	89.0	3	7	3	0	W	31-21
01/01	Miami	S	8	3	37	37.5	1	18	1	0	0	52.6	1	2	2	0	L	26-28
<b>2005 Totals</b>			<b>16/16</b>	<b>530</b>	<b>334</b>	<b>4110</b>	<b>63.0</b>	<b>26</b>	<b>71</b>	<b>14</b>	<b>26</b>	<b>188</b>	<b>92.3</b>	<b>27</b>	<b>89</b>	<b>15</b>	<b>1</b>	<b>10-6</b>
01/07	Jacksonville	S	27	15	201	55.6	3	63t	0	4	12	116.4	2	9	7	0	W	28-3
01/14	at Denver	S	36	20	341	55.6	1	73	2	0	0	74.0	1	-1	-1	0	L	13-27
<b>2005 Postseason</b>			<b>2/2</b>	<b>63</b>	<b>35</b>	<b>542</b>	<b>55.6</b>	<b>4</b>	<b>63t</b>	<b>2</b>	<b>4</b>	<b>12</b>	<b>92.2</b>	<b>3</b>	<b>8</b>	<b>7</b>	<b>0</b>	<b>1-1</b>
Passing													Rushing					
<b>2006</b>	<b>Opponent</b>	<b>P/S</b>	<b>Att</b>	<b>Cmp</b>	<b>Yds</b>	<b>Pct</b>	<b>TD</b>	<b>Lg</b>	<b>Int</b>	<b>S</b>	<b>Yds</b>	<b>Rating</b>	<b>Rush</b>	<b>Yds</b>	<b>Lg</b>	<b>TD</b>	<b>W/L</b>	<b>Score</b>
09/10	Buffalo	S	23	11	163	47.8	2	34	1	3	27	82.3	5	3	3	0	W	19-17
09/17	at N.Y. Jets	S	29	15	220	51.7	1	29	1	1	9	73.9	1	-1	-1	0	W	24-17
09/24	Denver	S	55	31	320	56.4	1	31	0	0	0	79.4	2	7	5	0	L	7-17
10/01	at Cincinnati	S	26	15	188	57.7	2	35	1	0	0	89.9	2	21	22	0	W	38-13
10/08	Miami	S	29	16	140	55.2	2	15	0	1	6	91.2	4	-3	0	0	W	20-10
10/22	at Buffalo	S	27	18	195	66.7	2	35t	0	4	24	112.4	2	2	3	0	W	28-6
10/30	at Minnesota	S	43	29	372	67.4	4	45	1	3	27	115.6	1	1	1	0	W	31-7
11/05	Indianapolis	S	35	20	201	57.1	0	39	4	0	0	34.0	3	13	9	0	L	20-27
11/12	N.Y. Jets	S	36	24	253	66.7	1	33	1	4	21	84.6	-	-	-	-	L	14-17
11/19	at Green Bay	S	31	20	244	64.5	4	54t	0	1	4	128.2	4	6	8	0	W	35-0



# TOM BRADY'S CAREER GAME-BY-GAME (CONT.)

11/26	Chicago	S	33	22	267	66.7	1	40	2	0	0	76.2	6	12	11	0	W	17-13
12/03	Detroit	S	38	27	305	71.1	0	28	1	2	21	83.8	6	9	4	0	W	28-21
12/10	at Miami	S	25	12	78	48.0	0	21	0	4	20	55.1	-	-	-	0	L	0-21
12/17	Houston	S	23	16	109	69.6	2	43t	0	1	4	108.8	2	2	3	0	W	40-7
12/24	at Jacksonville	S	39	28	249	71.8	1	36	0	1	7	97.1	10	31	9	0	W	24-21
12/31	at Tennessee	S	24	15	225	62.5	1	62t	0	1	5	107.1	1	-1	-1	0	W	40-23
<b>2006 Totals</b>			<b>16/16</b>	<b>516</b>	<b>319</b>	<b>3529</b>	<b>61.8</b>	<b>24</b>	<b>62t</b>	<b>12</b>	<b>26</b>	<b>175</b>	<b>87.9</b>	<b>49</b>	<b>102</b>	<b>22</b>	<b>0</b>	<b>12-4</b>
01/07	N.Y. Jets	S	34	22	212	64.7	2	31	0	1	12	101.6	2	14	12	0	W	37-16
01/14	at San Diego	S	51	27	280	52.9	2	49	3	2	4	57.6	2	3	4	0	W	24-21
01/21	at Indianapolis	S	34	21	232	61.8	1	27	1	1	6	79.5	4	1	2	0	L	34-38
<b>2006 Postseason</b>			<b>3/3</b>	<b>119</b>	<b>70</b>	<b>724</b>	<b>58.8</b>	<b>5</b>	<b>49</b>	<b>4</b>	<b>4</b>	<b>22</b>	<b>76.5</b>	<b>8</b>	<b>18</b>	<b>12</b>	<b>0</b>	<b>2-1</b>
<b>Passing</b>													<b>Rushing</b>					
<b>2007</b>	<b>Opponent</b>	<b>P/S</b>	<b>Att</b>	<b>Cmp</b>	<b>Yds</b>	<b>Pct</b>	<b>TD</b>	<b>Lg</b>	<b>Int</b>	<b>S</b>	<b>Yds</b>	<b>Rating</b>	<b>Rush</b>	<b>Yds</b>	<b>Lg</b>	<b>TD</b>	<b>W/L</b>	<b>Score</b>
09/09	at N.Y. Jets	S	28	22	297	78.6	3	51t	0	0	0	146.6	1	4	4	0	W	38-14
09/16	San Diego	S	31	25	279	80.6	3	34	1	2	16	123.0	1	2	2	0	W	38-14
09/23	Buffalo	S	29	23	311	79.3	4	45t	0	1	3	150.9	1	2	2	0	W	38-7
10/01	at Cincinnati	S	32	25	231	78.1	3	23	1	0	0	115.0	2	-2	-1	0	W	34-13
10/07	Cleveland	S	38	22	265	57.9	3	35	0	0	0	105.7	-	-	-	0	W	34-17
10/14	at Dallas	S	46	31	388	67.4	5	69t	0	3	15	129.6	3	5	3	0	W	48-27
10/21	at Miami	S	25	21	354	84.0	6	50t	0	1	10	158.3	-	-	-	0	W	49-28
10/28	Washington	S	38	29	306	76.3	3	35	0	1	0	125.5	4	14	7	2	W	52-7
11/04	at Indianapolis	S	32	21	255	65.6	3	55	2	2	18	95.2	5	14	19	0	W	24-20
11/18	at Buffalo	S	39	31	373	79.5	5	43	0	0	0	146.1	2	9	5	0	W	56-10
11/25	Philadelphia	S	54	34	380	63.0	1	42	0	3	18	90.3	3	16	12	0	W	31-28
12/03	at Baltimore	S	38	18	257	47.4	2	43	1	3	21	76.3	2	14	12	0	W	27-24
12/09	Pittsburgh	S	46	32	399	69.6	4	63t	0	0	0	125.2	1	4	4	0	W	34-13
12/16	N.Y. Jets	S	27	14	140	51.9	0	46	1	1	6	51.5	4	9	4	0	W	20-10
12/23	Miami	S	33	18	215	54.5	3	48	2	3	11	79.7	4	11	10	0	W	28-7
12/29	at N.Y. Giants	S	42	32	356	76.2	2	65t	0	1	10	116.8	4	-4	-1	0	W	38-35
<b>2007 Totals</b>			<b>16/16</b>	<b>578</b>	<b>398</b>	<b>4806</b>	<b>68.9</b>	<b>50</b>	<b>69t</b>	<b>8</b>	<b>21</b>	<b>128</b>	<b>117.2</b>	<b>37</b>	<b>98</b>	<b>19</b>	<b>2</b>	<b>16-0</b>
01/12	Jacksonville	S	28	26	262	92.9	3	53	0	1	4	141.4	2	1	2	0	W	31-20
01/20	San Diego	S	33	22	209	66.7	2	18	3	2	11	66.4	2	-2	-1	0	W	21-12
02/03	N.Y. Giants	S	48	29	266	60.4	1	19	0	5	37	82.5	-	-	-	0	L	14-17
<b>2007 Postseason</b>			<b>3/3</b>	<b>109</b>	<b>77</b>	<b>737</b>	<b>70.6</b>	<b>6</b>	<b>53</b>	<b>3</b>	<b>8</b>	<b>52</b>	<b>96.0</b>	<b>4</b>	<b>-1</b>	<b>2</b>	<b>0</b>	<b>2-1</b>
<b>Passing</b>													<b>Rushing</b>					
<b>2008</b>	<b>Opponent</b>	<b>P/S</b>	<b>Att</b>	<b>Cmp</b>	<b>Yds</b>	<b>Pct</b>	<b>TD</b>	<b>Lg</b>	<b>Int</b>	<b>S</b>	<b>Yds</b>	<b>Rating</b>	<b>Rush</b>	<b>Yds</b>	<b>Lg</b>	<b>TD</b>	<b>W/L</b>	<b>Score</b>
09/07	Kansas City	S	11	7	76	63.6	0	26	0	0	0	83.9	0	0	0	0	W	17-10
09/14	at N.Y. Jets	Placed on Injured Reserve																
<b>2008 Totals</b>			<b>1/1</b>	<b>11</b>	<b>7</b>	<b>76</b>	<b>63.6</b>	<b>0</b>	<b>26</b>	<b>0</b>	<b>0</b>	<b>0</b>	<b>83.9</b>	<b>0</b>	<b>0</b>	<b>0</b>	<b>0</b>	<b>11-5</b>
<b>Passing</b>													<b>Rushing</b>					
<b>2009</b>	<b>Opponent</b>	<b>P/S</b>	<b>Att</b>	<b>Cmp</b>	<b>Yds</b>	<b>Pct</b>	<b>TD</b>	<b>Lg</b>	<b>Int</b>	<b>S</b>	<b>Yds</b>	<b>Rating</b>	<b>Rush</b>	<b>Yds</b>	<b>Lg</b>	<b>TD</b>	<b>W/L</b>	<b>Score</b>
09/14	Buffalo	S	53	39	378	73.6	2	31	1	1	10	97.8	1	9	9	0	W	25-24
09/20	at N.Y. Jets	S	47	23	216	48.9	0	29	1	0	0	53.1	1	2	2	0	L	9-16
09/27	Atlanta	S	42	25	277	59.5	1	36t	0	0	0	87.1	3	0	2	0	W	26-10
10/04	Baltimore	S	32	21	258	65.6	1	34	0	3	24	100.8	5	11	7	1	W	27-21
10/11	at Denver	S	33	19	215	57.6	2	36	0	1	6	97.4	1	-1	-1	0	Lot	17-20
10/18	Tennessee	S	34	29	380	85.3	6	48	0	2	6	152.8	-	-	-	0	W	59-0
10/25	at Tampa Bay	S	32	23	308	71.9	3	54t	2	1	1	107.3	1	5	5	0	W	35-7
11/08	Miami	S	37	25	332	67.6	1	71t	1	2	9	93.5	1	5	5	0	W	27-17
11/15	at Indianapolis	S	42	29	375	69.0	3	63t	1	2	11	110.7	3	3	3	0	L	34-35
11/22	N.Y. Jets	S	41	28	310	68.3	1	43	0	2	11	98.6	4	9	7	0	W	31-14
11/30	at New Orleans	S	36	21	237	58.3	0	47	2	1	4	55.0	1	2	2	0	L	17-38
12/06	at Miami	S	29	19	352	65.5	2	81t	2	0	0	101.5	-	-	-	0	L	21-22
12/13	Carolina	S	32	19	192	59.4	1	23	1	0	0	74.0	2	-2	-1	0	W	20-10
12/20	at Buffalo	S	23	11	115	47.8	1	16	1	0	0	59.1	4	-3	0	0	W	17-10
12/27	Jacksonville	S	26	23	267	88.5	4	29	0	0	0	149.0	2	4	2	0	W	35-7
01/03	at Houston	S	26	17	186	65.4	0	41	1	1	4	70.4	-	-	-	0	L	27-34
<b>2009 Totals</b>			<b>16/16</b>	<b>565</b>	<b>371</b>	<b>4398</b>	<b>65.7</b>	<b>28</b>	<b>81t</b>	<b>13</b>	<b>16</b>	<b>86</b>	<b>96.2</b>	<b>29</b>	<b>44</b>	<b>9</b>	<b>1</b>	<b>10-6</b>
01/10	Baltimore	S	42	23	154	54.7	2	24	3	3	22	49.1	-	-	-	0	L	14-33
<b>2009 Postseason</b>			<b>1/1</b>	<b>42</b>	<b>23</b>	<b>154</b>	<b>54.7</b>	<b>2</b>	<b>24</b>	<b>3</b>	<b>3</b>	<b>22</b>	<b>49.1</b>	<b>0</b>	<b>0</b>	<b>0</b>	<b>0</b>	<b>0-1</b>
<b>Passing</b>													<b>Rushing</b>					
<b>2010</b>	<b>Opponent</b>	<b>P/S</b>	<b>Att</b>	<b>Cmp</b>	<b>Yds</b>	<b>Pct</b>	<b>TD</b>	<b>Lg</b>	<b>Int</b>	<b>S</b>	<b>Yds</b>	<b>Rating</b>	<b>Rush</b>	<b>Yds</b>	<b>Lg</b>	<b>TD</b>	<b>W/L</b>	<b>Score</b>
09/12	Cincinnati	S	35	25	258	71.4	3	45	0	0	0	120.9	0	0	0	0	W	38-24

# TOM BRADY'S CAREER GAME-BY-GAME (CONT.)

09/19	at	N.Y. Jets	S	36	20	248	55.6	2	46	2	1	9	72.5	0	0	0	0	L	14-28
09/26		Buffalo	S	27	21	252	77.8	3	35t	0	1	7	142.6	4	6	9	0	W	38-30
10/04	at	Miami	S	24	19	153	79.2	1	17	0	3	7	107.1	5	6	5	0	W	41-14
10/17		Baltimore	S	44	27	292	61.4	1	30	2	3	25	69.5	2	1	2	0	W	23-20
10/24	at	San Diego	S	32	19	159	59.4	1	24	0	4	31	82.7	2	1	2	0	W	23-20
10/31		Minnesota	S	27	16	240	59.3	1	65t	0	0	0	100.8	4	-3	0	0	W	28-18
11/07	at	Cleveland	S	36	19	224	52.8	2	26	0	1	9	90.5	1	1	1	0	L	14-34
11/14	at	Pittsburgh	S	43	30	350	69.8	3	45	0	0	0	117.4	1	3	3	1	W	39-26
11/21		Indianapolis	S	25	19	186	76.0	2	25	0	1	8	123.1	4	-2	0	0	W	31-28
11/25	at	Detroit	S	27	21	341	77.8	4	79t	0	1	3	158.3	4	1	3	0	W	45-24
12/06		N.Y. Jets	S	29	21	326	72.4	4	50	0	3	22	148.9	1	3	3	0	W	45-3
12/12	at	Chicago	S	40	27	369	67.5	2	59t	0	3	18	113.4	0	0	0	0	W	36-7
12/19		Green Bay	S	24	15	163	62.5	2	35	0	3	27	110.2	0	0	0	0	W	31-27
12/26	at	Buffalo	S	27	15	140	55.6	3	23	0	1	9	107.0	3	13	7	0	W	34-3
01/02		Miami	S	16	10	199	62.5	2	40	0	0	0	145.6	0	0	0	0	W	38-7
2010 Totals			16/16	492	324	3900	65.9	36	79t	4	25	175	111.0	31	30	9	1	14-2	
01/16		N.Y. Jets	S	45	29	299	64.4	2	37	1	5	40	89.0	2	2	3	0	L	21-28
2010 Postseason			1/1	45	29	299	64.4	2	37	1	5	40	89.0	2	2	3	0	0-1	
Passing														Rushing					
2011	Opponent	P/S	Att	Cmp	Yds	Pct	TD	Lg	Int	S	Yds	Rating	Rush	Yds	Lg	TD	W/L	Score	
09/12	at	Miami	S	48	32	517	66.7	4	99t	1	1	1	121.6	1	3	3	0	W	38-24
09/18		San Diego	S	40	31	423	77.5	3	33	0	2	13	135.7	2	3	4	0	W	35-21
09/25	at	Buffalo	S	45	30	387	66.7	4	33	4	0	0	86.1	1	5	5	0	L	31-34
10/02	at	Oakland	S	30	16	226	53.3	2	32	0	1	0	100.1	1	-1	-1	0	W	31-19
10/09		N.Y. Jets	S	33	24	321	72.7	1	73	1	4	27	100.7	1	3	3	0	W	30-21
10/16		Dallas	S	41	27	289	65.9	2	45	2	3	19	82.3	4	17	5	0	W	20-16
10/30	at	Pittsburgh	S	35	24	198	68.6	2	23	0	3	28	101.8	0	0	0	0	L	17-25
11/06		N.Y. Giants	S	49	28	342	57.1	2	28	2	2	10	75.4	1	5	5	0	L	20-24
11/13	at	N.Y. Jets	S	39	26	329	66.7	3	53	0	0	0	118.4	3	2	3	0	W	37-16
11/21		Kansas City	S	27	15	234	55.6	2	52t	0	3	11	109.2	2	10	8	0	W	34-3
11/27	at	Philadelphia	S	34	24	361	70.6	3	63	0	1	8	134.6	5	28	13	0	W	38-20
12/04		Indianapolis	S	38	29	289	76.3	2	23	0	1	0	114.9	3	7	5	0	W	31-24
12/11	at	Washington	S	37	22	357	59.5	3	50	1	1	5	107.6	4	8	5	0	W	34-27
12/18	at	Denver	S	34	23	320	67.6	2	46	0	2	10	117.3	6	2	2	1	W	41-23
12/24		Miami	S	46	27	304	58.7	1	42	0	4	23	85.8	9	17	5	2	W	27-24
01/01		Buffalo	S	35	23	338	65.7	3	53	1	4	18	113.8	0	0	0	0	W	49-21
2011 Totals			16/16	611	401	5235	65.6	39	99t	12	32	173	105.6	43	109	13	1	13-13	
01/14		Denver	S	34	26	363	76.5	6	61t	1	0	0	137.6	3	8	4	0	W	45-10
01/22		Baltimore	S	36	22	239	61.1	0	23	2	1	5	57.5	6	2	4	0	W	23-20
02/05		N.Y. Giants	S	41	27	276	65.9	2	21	1	2	10	91.1	0	0	0	0	L	17-21
2011 Postseason			3/3	111	75	878	67.6	8	61t	4	3	15	100.4	9	10	8	0	2-1	
Passing														Rushing					
2012	Opponent	P/S	Att	Cmp	Yds	Pct	TD	Lg	Int	S	Yds	Rating	Rush	Yds	Lg	TD	W/L	Score	
09/09	at	Tennessee	S	31	23	236	74.2	2	28	0	1	8	117.1	2	1	2	0	W	34-13
09/16		Arizona	S	46	28	316	60.9	1	36	1	4	19	79.6	1	-1	-1	0	L	18-20
09/23	at	Baltimore	S	41	28	335	68.3	1	59	0	2	16	101.2	2	7	7	0	L	30-31
09/30	at	Buffalo	S	36	22	340	61.1	3	41	0	1	7	120.1	1	4	4t	1	W	52-28
10/07		Denver	S	31	23	223	74.2	1	25	0	4	30	116.2	4	-2	1t	1	W	31-21
10/14	at	Seattle	S	58	36	395	62.1	2	46t	2	1	7	79.3	0	0	0	0	L	23-24
10/21		N.Y. Jets	S	42	26	259	61.9	2	21	0	1	9	95.2	0	0	0	0	W	29-26
10/28	at	St. Louis	S	35	23	304	65.7	4	32	0	0	0	131.1	1	3	3	0	W	45-7
11/11		Buffalo	S	38	23	237	60.5	2	24	0	1	7	96.1	1	-1	-1	0	W	37-31
11/18		Indianapolis	S	35	24	331	68.6	3	36	0	0	0	127.2	0	0	0	0	W	59-24
11/22	at	N.Y. Jets	S	27	18	323	66.7	3	83t	0	0	0	144.5	3	5	2	1	W	49-19
12/02	at	Miami	S	40	24	238	60.0	1	31	1	4	25	74.8	4	-1	2	0	W	23-16
12/10		Houston	S	35	21	296	60.0	4	63t	0	1	7	125.4	1	6	6	0	W	42-14
12/16		San Francisco	S	65	36	443	55.4	1	53	2	3	18	68.9	3	11	5	1	L	34-41
12/23	at	Jacksonville	S	41	24	267	58.5	2	32	2	3	21	73.9	0	0	0	0	W	23-16
12/30		Miami	S	36	22	284	61.1	2	25	0	1	8	104.4	0	0	0	0	W	28-0
2012 Totals			16/16	637	401	4827	63.0	34	83t	8	27	182	98.7	23	32	7	4	12-4	
01/13		Houston	S	40	25	344	62.5	3	47	0	1	9	115.0	1	-1	-1	0	W	41-28
01/20		Baltimore	S	54	29	320	53.7	1	36	2	0	0	62.3	2	5	3	0	L	13-28
2012 Postseason			2/2	94	54	664	57.4	4	47	2	1	9	84.7	3	4	3	0	1-1	



# MICHAEL BUCHANAN



99

HT: 6-6 WT: 255  
 Born: 1/24/1991 Exp. (NFL/Patriots): Rookie  
 GP/GS (Playoffs): 15/0 (2/0) Acq: D7a-13 (226th)  
 College: Illinois Hometown: Homewood, Ill.

DEFENSIVE LINE

## CAREER TRANSACTIONS

Michael Buchanan was drafted by the New England Patriots in the seventh round (226th overall) of the 2013 NFL Draft.

## SEASONAL REVIEWS

2013 (15/0, 2/0)

- ★ Made his NFL debut in limited action vs. Buffalo (9/8).
- ★ Recorded his first NFL sack vs. N.Y. Jets (9/12) when he dropped Geno Smith for a 6-yard loss in the second quarter.
- ★ Registered his second sack of the season at Atlanta (9/29), a 9-yard loss on third down in New England territory that forced the Falcons to attempt a field goal.
- ★ Was a healthy scratch at Miami (12/15).
- ★ Appeared in his first career playoff game vs. Indianapolis (1/11).

## COLLEGE

- ★ Played in 2013 Senior Bowl.
- ★ Second-team All-Big Ten in both 2011 (coaches) and 2012 (coaches and media); honorable mention All-Big Ten in 2012 (media).
- ★ Played in 46 career games, making 32 starts and posting 161 tackles, 26 tackles for loss and 14 sacks.
- ★ Helped lead Illinois to back-to-back bowl victories in 2010 (Texas Bowl) and 2011 (Kraft Fight Hunger).
- ★ Anchored a 2011 Illini defense that ranked seventh nationally in total defense (286.2 ypg) and third nationally in pass defense (162.3 ypg).

## PERSONAL

- ★ Born Jan. 24, 1991.
- ★ Son of Michael Buchanan Sr., and Lolita Jordan.
- ★ Majored in communications.

## MICHAEL BUCHANAN

Pos: DL Ht: 6-6 Wt: 255 Year: R Acq: D7a-13 (226th) College: Illinois Born: 1/24/91

REGULAR SEASON			TACKLES					INTERCEPTIONS					MISCELLANEOUS					
Year	Team	G/S	TT	UT	A	S	Yds	No	Yds	Avg	Lg	TD	PD	FF	FR	Yds	TD	SpT
2013	Patriots	15/0	3	3	0	2.0	15.0	0	0	0.0	0	0	0	0	0	0	0	7
Totals – 1 Year		15/0	3	3	0	2.0	15.0	0	0	0.0	0	0	0	0	0	0	0	7
POSTSEASON			TACKLES					INTERCEPTIONS					MISCELLANEOUS					
Year	Team	G/S	TT	UT	A	S	Yds	No	Yds	Avg	Lg	TD	PD	FF	FR	Yds	TD	SpT
2013	Patriots	2/0	0	0	0	0.0	0.0	0	0	0.0	0	0	0	0	0	0	0	0
Totals – 1 Year		2/0	0	0	0	0.0	0.0	0	0	0.0	0	0	0	0	0	0	0	0



# MARCUS CANNON



# 61

HT: 6-5 WT: 335

Born: 5/6/1988 Exp. (NFL/Patriots): 3/3

GP/GS (Playoffs): 37/7 (7/2) Act: D5a-11 (138th)

College: Texas Christian Hometown: Odessa, Texas

OFFENSIVE LINE

## CAREER TRANSACTIONS

Marcus Cannon was drafted by the New England Patriots in the fifth round (138th overall) of the 2011 NFL Draft.

## SEASONAL REVIEWS

### 2013 (13/5, 2/2)

- ★ Plays along the offensive line mainly at tackle while Nate Solder shifts to a tackle-eligible tight end.
- ★ Came on in relief of Sebastian Vollmer at right tackle vs. Tampa Bay (9/22) after Vollmer left the game with a foot injury and did not return.
- ★ Came on in relief of Dan Connolly at right guard vs. New Orleans (10/13) after Connolly left the game with a foot injury and did not return.
- ★ Replaced Sebastian Vollmer at right tackle vs. Miami (10/27) after Vollmer left with a leg injury and did not return.
- ★ Started the second game of his career vs. Pittsburgh (11/3), replacing Sebastian Vollmer as part of an offensive line that helped score 55 points and rack up 610 yards against the Steelers.
- ★ Started at right tackle vs. Denver (11/24) but left in the first quarter with an injury and did not return.
- ★ Was inactive due to injury at Houston (12/1) and vs. Cleveland (12/8).
- ★ Made his first career playoff start vs. Indianapolis (1/11).

### 2012 (16/1, 2/0)

- ★ Appeared in all 16 regular season games and made one start at right tackle. Also appeared regularly on field goals and extra points.
- ★ Made his first career start at right tackle in place of an injured Sebastian Vollmer at N.Y. Jets (11/22).
- ★ Played in sub packages on offense along the offensive line, including tackle-eligible tight end in win at St. Louis (10/28).

### 2011 (7/0, 3/0)

- ★ Was activated off the Reserve/Non-Injury list on Nov. 15, and played in seven games on the offensive line and special teams.
- ★ 2011 Ed Block Courage Award winner.
- ★ Saw significant time at right tackle when fellow rookie Nate Solder shifted to tackle-eligible tight end and by rule, would have to exit the game for a play before returning to play tackle.
- ★ Saw his most extensive playing time of the season vs. Miami (12/24) when he entered the game in the second quarter at right tackle with Matt Light and Logan Mankins out with injuries.
- ★ Saw action as a reserve on special teams in Super Bowl XLVI vs. N.Y. Giants (2/5), the AFC Championship vs. Baltimore (1/22), and the Divisional playoff game vs.

## EXTRA POINTS

- ★ 2011 Ed Block Courage Award winner—an annual award presented to select players in the National Football League, who are voted by their teammates as role models of inspiration, sportsmanship, and courage."

Denver (1/14).


## COLLEGE

- ★ Cannon appeared in 49 games at Texas Christian, starting the final 36 contests that he appeared in – 24 at right offensive tackle and 12 on the left side.
- ★ Honors and Awards (2010): Third-team All-American honors from both *The NFL Draft Report* and *Rivals.com*, honorable mention from *Sports Illustrated*, first-team All-Mountain West Conference accolades.
- ★ Moved to left offensive tackle during spring drills of his senior season and produced one of the finest seasons ever recorded by a TCU blocker.
- ★ Did not allow any sacks in 2009 and 2010, despite never playing the left tackle position prior to his senior year.
- ★ Cannon helped the squad set school season-records in 2010 for points scored (541) and touchdowns recorded (70).
- ★ Honors and Awards (2009): All-American honorable mention by *The NFL Draft Report*; first-team All-Mountain West Conference honors; "Top 10 Workout Warrior" by ESPN for the second year in a row.
- ★ Honors and Awards (2008): Honorable mention All-Mountain West Conference selection in his first year in the starting lineup; "Top-10 Workout Warrior" by ESPN.
- ★ Redshirted as a freshman.

## PERSONAL

- ★ Born Marcus Darell Cannon on May 6, 1988, in Odessa, Texas.
- ★ Attended Odessa (Texas) High School.
- ★ All-District honorable mention as a junior, earning All-District first-team and Class 5A All-State honors during his senior season.
- ★ Also lettered in basketball, track and field and power-lifting.
- ★ Threw the discus 175 feet, 4 inches to finish fourth overall at the Texas Class 5A State meet in 2006.
- ★ Posted a personal-best toss of 60 feet, 8 inches in the shot put and 176 feet, 8 inches in the discus.
- ★ Standout for the Horned Frogs' indoor and outdoor track and field teams from 2009-10, often shuttling between football spring camp and track events.
- ★ Majored in communications.
- ★ Uncle, Allen Cannon, played at Vanderbilt (1981-82).





# ANDRE CARTER



# 96

HT: 6-4 WT: 260

Born: 5/12/1979 Exp. (NFL/Patriots): 13/2

GP/GS (Playoffs): 184/147 (6/4) Acq: FA-13

College: California Hometown: San Jose, Calif.

PRO BOWLS

DEFENSIVE END

11

## CAREER TRANSACTIONS

Andre Carter was signed by the New England Patriots as a free agent on Oct. 23, 2013 ... Originally drafted by San Francisco in the first round (7th overall) of the 2001 NFL Draft ... Signed by Washington as an unrestricted free agent from San Francisco (3/15/06) ... Released by Washington (3/1/11) ... Signed by New England as a free agent (8/8/11) ... Signed by Oakland as an unrestricted free agent from New England (9/26/12) ... Re-signed by Oakland as an unrestricted free agent (4/9/13) ... Released by Oakland (8/31/13).

## CAREER HIGHLIGHTS

- ★ Has reached double-digit sack totals four times with a career-high 12½ in 2002 with San Francisco, 10½ in 2007 and 11 in 2009 with Washington and 10 in 2011 in New England.
- ★ Career-high 91 total tackles in 2009 with the Redskins.
- ★ Named to his first career Pro Bowl in 2011.
- ★ Carter's 78½ career sacks are ninth-most among active players.

## SEASONAL REVIEWS

### 2013 (9/0, 2/0)

- ★ Went to training camp with Oakland and was released prior to the start of the regular season.
- ★ Played in his first game after re-signing with the Patriots vs. Miami (10/27) and made one tackle.
- ★ Tallied his first sack of the season vs. Pittsburgh (11/3) for a 6-yard loss.
- ★ Defended two passes at Houston (12/1), including a second-quarter deflection that was intercepted by New England.

### 2012 (12/0 – Oakland)

- ★ Signed with Oakland as a free agent on Sept. 27.
- ★ Played 12 games with the Raiders, mostly in pass rushing situations and posted 28 tackles, 2½ sacks and one forced fumble.

### 2011 (14/14, 0/0)

- ★ Started all 14 regular-season contests in which he appeared and compiled 59 tackles, 10 sacks, one pass defended and one forced fumble. Reached double-digit sacks for the fourth time in his career.
- ★ Named to his first Pro Bowl.
- ★ Placed on injured reserve with a leg injury on Dec. 20, 2011.
- ★ Sacked Tony Romo twice for 17 yards: on third down in the first quarter, forcing the Cowboys to punt; and in the third quarter to set up a third-and-18, forcing the Cowboys to settle for a field goal. Added seven tackles (10/16).
- ★ Registered his second straight two-sack game,

dropping Ben Roethlisberger for a loss of nine yards in the second quarter and again in the third, this time forcing a fumble, which was ultimately recovered by the Steelers. Added six tackles (10/30).

★ Earned AFC Defensive Player of the Week honors after tying a franchise record with a career-high four solo sacks for 29 yards at N.Y. Jets (11/13). Added six tackles for a total of eight quarterback hits and four tackles for a loss.

★ Sacked Redskins QB Rex Grossman in the end zone, causing a fumble which Vince Wilfork recovered for his first career touchdown. The sack marked Carter's 10th of the season and fourth time he's registered double-digit sacks in his career. Tallied seven tackles and three quarterback hits (12/11).

### 2010 (16/5 – Washington)

★ Started in five of 16 games played and finished the season with 25 total tackles, 2½ sacks, one pass defended, one forced fumble and one fumble recovery.

### 2009 (16/16 – Washington)

- ★ Played and started in 16 games and finished the season with a career-high 91 total tackles, 11 sacks, seven passes defended and three forced fumbles.
- ★ His 11 sacks tied for fourth in the NFC and tied for seventh in the NFL.
- ★ Named to the USA Today All-Joe team.
- ★ Had a season-high 2½ sacks and 10 total tackles at Carolina (10/11).
- ★ Totaled 11 total tackles, two sacks and one pass defended vs. Kansas City (10/18).

### 2008 (16/14 – Washington)

- ★ Played in 16 games with 14 starts and finished the season with 51 total tackles, four sacks and two passes defended.
- ★ Play helped the Redskins finish fourth in the NFL in overall defense (288.8 ypg.) and eighth in the league in rushing yards allowed (95.4 ypg.).

### 2007 (16/16, 1/1 – Washington)

- ★ Started all 16 regular-season games and one postseason contest.
- ★ Finished with 67 total tackles, 10½ sacks, four passes defended, four forced fumbles and one fumble recovery.
- ★ Also added a safety.
- ★ Named to Rick Gosselin's *Dallas Morning News* All-Pro Team as a Comeback Player of the Year.
- ★ Helped the Redskins finish fourth in the NFL in rushing yards allowed per game (91.3 ypg.).

### 2006 (16/16 – Washington)

- ★ Started in all 16 games and finished with 72 total

tackles, a team-high six sacks and two passes defended.  
★ Led defensive linemen with a then-career-high 72 tackles.

★ Recorded a career-high 14 tackles (9 solo) with one sack vs. Atlanta (12/3).

#### 2005 (16/14 – San Francisco)

★ Played in 16 regular-season games with 14 starts.

★ Was used as an outside linebacker with the 49ers 3-4 scheme.

★ Finished with 58 total tackles, 4½ sacks and two passes defended.

#### 2004 (7/6 – San Francisco)

★ Appeared in seven games with six starts and finished with 13 total tackles, two sacks, one pass defended and one forced fumble.

★ Missed seven games with a back injury.

#### 2003 (15/15 – San Francisco)

★ Played and started in 15 games and finished with 34 total tackles, 6½ sacks, three passes defended and one forced fumble.

★ Missed one game vs. St. Louis (11/2) due to a lower back injury.

#### 2002 (16/16, 2/2 – San Francisco)

★ Started in all 16 regular-season games and two postseason games.

★ Finished with 57 total tackles, a career-high 12½ sacks, four passes defended, three forced fumbles and one fumble recovery.

★ Had two two-sack games vs. Washington (9/22) and at Arizona (12/21).

#### 2001 (15/15, 1/1 – San Francisco)

★ Played and started in 15 games and one postseason game.

★ Finished with 49 total tackles, 6½ sacks, four passes defended, two forced fumbles and one fumble recovery.

★ Made his first NFL start at right end vs. Atlanta (9/9) and recorded four tackles.

## HONORS & AWARDS

### 2011

Pro Bowl

AFC Defensive Player of the Week (Week 10)

### 2009

USA TODAY All-Joe Team

### 2001

NFC Defensive Player of the Week (Week 17)

NFC Rookie of the Month (December)

★ Recorded his first career sack and forced fumble at New York Jets (10/1).

★ Had two sacks at St. Louis (12/9) and at New Orleans (1/6).

★ Named NFC Defensive Player of the Week for his effort at New Orleans (1/6) and then earned NFC Rookie of the Month honors for December.

## COLLEGE

★ Started 37-of-43 games in four-year career at California.

★ Finished with 173 career tackles (113 solo) and school-record 31 sacks.

★ He also finished second on the career list with 55 tackles for a loss.

★ Earned unanimous first-team All-America honors, including Associated Press and *The Sporting News* and Pac-10 Player of the Week honors twice as a senior.

## PERSONAL

★ He has a wife, Bethany, and two children: stepdaughter, Aysha, born in December 1993, and a son, Quincy, born in November 2007.

★ His father, Rubin, played for the Denver Broncos (1975-86) and also was an assistant coach on the Redskins staff in 1999-2000.

★ Born May 12, 1979.

# ANDRE CARTER

Pos: DE Ht: 6-4 Wt: 260 Year: 13th Acq: FA-13 College: California Born: 5/12/79

REGULAR SEASON			TACKLES					INTERCEPTIONS						MISCELLANEOUS				
Year	Team	G/S	TT	UT	A	S	Yds	No	Yds	Avg	Lg	TD	PD	FF	FR	Yds	TD	SpT
2001	49ers	15/15	49	41	8	6.5	57.5	0	0	0.0	0	0	4	2	1	1	0	0
2002	49ers	16/16	57	45	12	12.5	84.0	0	0	0.0	0	0	4	3	1	3	0	0
2003	49ers	15/15	34	21	13	6.5	24.5	0	0	0.0	0	0	3	1	0	0	0	0
2004	49ers	7/6	13	10	3	2.0	10.0	0	0	0.0	0	0	1	1	0	0	0	0
2005	49ers	16/14	58	43	15	4.5	36.5	0	0	0.0	0	0	2	0	0	0	0	0
2006	Redskins	16/16	72	53	19	6.0	40.0	0	0	0.0	0	0	2	0	0	0	0	0
2007	Redskins	16/16	67	48	19	10.5	65.0	0	0	0.0	0	0	4	4	1	0	0	0
2008	Redskins	16/14	51	35	16	4.0	19.0	0	0	0.0	0	0	2	0	0	0	0	0
2009	Redskins	16/16	91	72	19	11.0	67.0	0	0	0.0	0	0	7	3	0	0	0	0
2010	Redskins	16/5	25	6	19	2.5	17.0	0	0	0.0	0	0	1	1	1	0	0	0
2011	Patriots	14/14	59	37	22	10.0	70.0	0	0	0.0	0	0	1	1	0	0	0	0
2012	Raiders	12/0	28	18	10	2.5	14.0	0	0	0.0	0	0	0	1	0	0	0	0
2013	Patriots	8/0	5	4	1	2.0	12.0	0	0	0.0	0	0	2	0	0	0	0	0
<b>Totals – 13 Years</b>		<b>183/147</b>	<b>609</b>	<b>433</b>	<b>176</b>	<b>80.5</b>	<b>516.5</b>	<b>0</b>	<b>0</b>	<b>0.0</b>	<b>0</b>	<b>0</b>	<b>33</b>	<b>16</b>	<b>4</b>	<b>4</b>	<b>0</b>	<b>0</b>
POSTSEASON			TACKLES					INTERCEPTIONS						MISCELLANEOUS				
Year	Team	G/S	TT	UT	A	S	Yds	No	Yds	Avg	Lg	TD	PD	FF	FR	Yds	TD	SpT
2001	49ers	1/1	4	2	2	0.0	0.0	0	0	0.0	0	0	0	0	0	0	0	0
2002	49ers	2/2	10	6	4	0.0	0.0	0	0	0.0	0	0	0	0	0	0	0	0
2007	Redskins	1/1	4	2	2	0.0	0.0	0	0	0.0	0	0	0	0	0	0	0	0
2011	Patriots	0/0	Injured Reserve															
2013	Patriots	2/0	0	0	0	0.0	0.0	0	0	0.0	0	0	0	0	0	0	0	0
<b>Totals – 4 Years</b>		<b>6/4</b>	<b>18</b>	<b>10</b>	<b>8</b>	<b>0.0</b>	<b>0.0</b>	<b>0</b>	<b>0</b>	<b>0.0</b>	<b>0</b>	<b>0</b>	<b>0</b>	<b>0</b>	<b>0</b>	<b>0</b>	<b>0</b>	<b>0</b>



# AUSTIN COLLIE



# 10

HT: 6-0 WT: 204

Born: 11/11/1985 Exp. (NFL/Patriots): 5/1

GP/GS (Playoffs): 49/17 (5/1) Acq: FA-13

College: Brigham Young Hometown: El Dorado Hills, Calif.

**W I D E R E C E I V E R**

## CAREER TRANSACTIONS

Austin Collie was signed by the New England Patriots as a free agent on Jan. 2, 2013 ... Originally drafted by Indianapolis in the fourth round (127th overall) of the 2009 NFL Draft ... Signed by San Francisco as an unrestricted free agent from Indianapolis (3/12/13) ... Released by San Francisco (8/31/13) ... Signed by New England (10/3/13) ... Released by New England (11/5/13) ... Signed by New England (12/5/13) ... Released by New England (12/27/13).

## CAREER HIGHLIGHTS

- ★ Has appeared in 42 games with 16 starts, compiling 173 receptions for 1,845 yards and 16 touchdowns.
- ★ Was named to the PFW/PFWA and *The Sporting News* NFL All-Rookie teams in 2009 after catching 60 passes for 676 yards and seven touchdowns.

## SEASONAL REVIEWS

### 2013 (7/1, 2/0)

- ★ Was inactive at Cincinnati (10/6).
- ★ Played in his first game with the Patriots and finished with two receptions for 24 yards. Both of Collie's catches came in the final minute of the game on the Patriots' game-winning drive, snaring a 15-yard reception to bring the Patriots to the Saints' 32-yard line and a 9-yard reception on fourth-and-4 to set the Patriots up on the 17-yard line and set the stage for the game-winning touchdown pass from Tom Brady to Kenbrell Thompkins following a clock-stopping spike.
- ★ Started his first game as a Patriot vs. Miami (10/27) but did not record any statistics.
- ★ Returned to the team vs. Cleveland (12/8) and caught one pass for four yards.
- ★ Had his most productive game as a Patriot with four receptions for 57 yards in the AFC Championship Game at Denver (1/19).

### 2012 (1/0, 0/0 – Indianapolis)

- ★ Appeared in one game and caught one pass for 6 yards vs. Jacksonville (9/23).
- ★ Suffered a knee injury during the Jacksonville game and missed the rest of the season.

### 2011 (16/5 – Indianapolis)

- ★ Played in all 16 games with five starts and caught 54 passes for 514 yards and one touchdown.
- ★ Totaled two receptions for 50 yards, including a season-long 27-yarder vs. Kansas City (10/9).
- ★ Compiled his second-highest receiving total of the season with seven catches for 70 yards at New England (12/4).

- ★ Led the team with nine receptions for 96 yards at Jacksonville (1/1).

### 2010 (9/6, 0/0 – Indianapolis)

- ★ Played in nine games with six starts before being placed on Injured Reserve on Dec. 22. Was inactive for five games.
- ★ Totaled 58 receptions for 649 yards and eight touchdowns in just nine games on the season.
- ★ Caught 11 passes for 163 yards and one touchdown at Houston (9/12), including a career-long 73-yard touchdown reception.
- ★ Set career highs with 12 receptions and 171 receiving yards and two touchdowns at Denver (9/26).
- ★ Recorded five receptions for 39 yards and one touchdown at Jacksonville (10/3). Became the third player in team history with touchdown receptions in his first four games of the season, joining TE Jim Mutscheller (1957) and WR Marvin Harrison (1999).

### 2009 (16/5, 3/1 – Indianapolis)

- ★ Played in 16 games with five starts as a rookie and compiled 60 receptions for 676 yards and seven touchdowns. Also added two carries for 1 yard and one kickoff return for 8 yards.
- ★ Led all rookies in receiving touchdowns and tied for most receptions.
- ★ Recorded six receptions for 65 yards and a touchdown vs. Seattle (10/4). His score with three seconds left in the first half was the first of his career.
- ★ Started one of three games in the postseason and compiled 17 receptions for 241 yards and two touchdowns.
- ★ Posted seven receptions for 123 yards in the AFC Championship vs. N.Y. Jets (1/24). Set a club rookie playoff record with 123 yards receiving.
- ★ Tallied six receptions for 66 yards against New Orleans in Super Bowl XLIV (2/7).

## COLLEGE

- ★ Was a three-year letterman at BYU, appearing in 37 games with 27 starts. Finished his career with 215 receptions for 3,255 yards and 30 touchdowns.
- ★ Had 17 100-plus-yards receiving games and set school career marks in receptions, receiving yards, touchdowns and 100-yard receiving games.
- ★ Compiled 1,538 receiving yards and 15 touchdowns on 106 catches as a junior and was named first-team All-America choice by The Associated Press and *CBS Sports*.
- ★ Tied an NCAA record with 11 consecutive 100-plus yard games while his streak set conference and school records.



★ Served on a church mission to Buenos Aires, Argentina in 2005 and 2006

★ Majored in communications.

## PERSONAL

★ Attended Oak Ridge High School in El Dorado Hills, Calif., and earned PrepStar and SuperPrep All-America

honors.

★ Was named Most Valuable Player by the *Sacramento Bee* and was voted Northern California's Most Valuable Player.

★ Father, Scott, played football at BYU from 1979-1982 and in the Canadian Football League with the Hamilton Tigercats. Brother, Zac, also played receiver at BYU.

## AUSTIN COLLIE

Pos: WR Ht: 6-0 Wt: 204 Year: 5th Acq: FA-13 College: Brigham Young Born: 11/11/85

REGULAR SEASON		RECEIVING					
Year	Team	G/S	Rec	Yds	Avg	Lg	TD
2009	Colts	16/5	60	676	11.3	39t	7
2010	Colts	9/6	58	649	11.2	73t	8
2011	Colts	16/5	54	514	9.5	27	1
2012	Colts	1/0	1	6	6.0	6	0
2013	Patriots	7/1	6	63	10.5	19	0
<b>Totals - 5 Years</b>		<b>49/17</b>	<b>179</b>	<b>1,908</b>	<b>10.7</b>	<b>73t</b>	<b>16</b>

**Additional Statistics:** Rushing - 2 for 1 yard (2009); Kickoff Returns - 1 for 8 yards (2009).

POSTSEASON		RECEIVING					
Year	Team	G/S	Rec	Yds	Avg	Lg	TD
2009	Colts	3/1	17	241	14.2	46	2
2010	Colts			Injured Reserve			
2011	Colts			Injured Reserve			
2013	Patriots	2/0	5	57	14.3	20	0
<b>Totals - 2 Years</b>		<b>5/1</b>	<b>22</b>	<b>313</b>	<b>14.2</b>	<b>46</b>	<b>2</b>



# JAMIE COLLINS



# 91

HT: 6-3 WT: 250

Born: 10/20/1989 Exp. (NFL/Patriots): Rookie

GP/GS (Playoffs): 16/8 (2/2) Acq: D2a-13 (52nd)

College: Southern Mississippi Hometown: McCall Creek, Miss..

**LINEBACKER**

## CAREER TRANSACTIONS

Jamie Collins was drafted by the New England Patriots in the second round (52nd overall) of the 2013 NFL Draft.

## SEASONAL REVIEWS

### 2013 (16/8, 2/2)

★ Played in his first NFL game, appearing mostly on special teams, at Buffalo (9/8).

★ Accumulated the first two tackles of his career as a sub on defense vs. Tampa Bay (9/22).

★ Made two special teams tackles and recovered his first career fumble vs. New Orleans (10/13). Collins jumped on the loose ball during the kickoff on the final play of the game to seal the win for the Patriots.

★ Made his first career start at linebacker at N.Y. Jets (10/20) and registered five tackles on defense and one special teams tackle.

★ Started at linebacker and registered a career-high nine tackles vs. Denver (11/24).

★ Started in his first playoff game vs. Indianapolis (1/11) and registered six tackles, his first career sack and a fourth-quarter interception returned for 20 yards that led to a Patriots touchdown.

## COLLEGE

★ His 21 career sacks are the fifth-best total in school history.

★ Collins appeared in 52 games for Southern Mississippi, starting 34 contests.

★ Recorded 314 tackles (196 solos) with 21 sacks for minus 150 yards, 45 stops for losses totaling 226 yards and 15 quarterback pressures.

★ Forced seven fumbles and recovered three others, as he returned two for a total of 29 yards, including a 16-yard touchdown.

★ Registered three interceptions, returning two for touchdowns and had 18 passes defended.

## PERSONAL

★ Born October 20, 1989.

★ Attended Franklin County (Miss.) High School, where he first played as a quarterback, receiver and safety before concluding his career as a quarterback and outside linebacker.

★ Interdisciplinary Studies major, with an emphasis in Industrial Engineering Technology.

## JAMIE COLLINS

Pos: LB HT: 6-3 WT: 250 Year: R Acq: D2a-13 (52nd) College: Southern Mississippi Born: 10/20/89

REGULAR SEASON			TACKLES					INTERCEPTIONS					MISCELLANEOUS					
Year	Team	G/S	TT	UT	A	S	Yds	No	Yds	Avg	Lg	TD	PD	FF	FR	Yds	TD	SpT
2013	Patriots	16/8	38	23	15	0.0	0.0	0	0	0.0	0	0	3	0	1	0	0	11
Totals – 1 Year		16/8	38	23	15	0.0	0.0	0	0	0.0	0	0	3	0	1	0	0	11
POSTSEASON			TACKLES					INTERCEPTIONS					MISCELLANEOUS					
Year	Team	G/S	TT	UT	A	S	Yds	No	Yds	Avg	Lg	TD	PD	FF	FR	Yds	TD	SpT
2013	Patriots	2/2	13	9	4	1.0	8.0	1	20	20.0	20	0	2	0	0	0	0	0
Totals – 1 Year		2/2	13	9	4	1.0	8.0	1	20	20.0	20	0	2	0	0	0	0	0



# DAN CONNOLLY



# 63

HT: 6-4 WT: 305

Born: 9/2/1982 Exp. (NFL/Patriots): 8/5

GP/GS (Playoffs): 76/58 (9/8) Acq: FA-08

College: Southeast Missouri State Hometown: St. Louis, Mo.

OFFENSIVE LINE

## CAREER TRANSACTIONS

Dan Connolly was signed by the New England Patriots to the 53-man roster from the practice squad (12/14/08) ... Originally signed by Jacksonville as a rookie free agent (4/24/05) ... Released by Jacksonville (9/1/07) ... Signed by New England to the practice squad (9/12/07) ... Released by the New England (10/20/08) ... Signed by New England to the practice squad (10/22/08).

## CAREER HIGHLIGHTS

- ★ Set an NFL record for the longest kickoff return by an offensive lineman with a 71-yard return of a second-quarter kickoff vs. Green Bay (12/19/10).
- ★ Won the AFC Special Teams Player of the Week award for his 2010 NFL-record setting kickoff return against the Packers.
- ★ Has started at left guard, right guard and center with the Patriots.

## SEASONAL REVIEWS

### 2013 (16/16, 2/2)

- ★ Starting offensive lineman, who can play both guard, center and block out of the backfield.
- ★ Started at right guard vs. New Orleans (10/13) and left the game in the first half with an injury and did not return.
- ★ Returned to the starting lineup at N.Y. Jets (10/20).
- ★ Started at right guard vs. Pittsburgh (11/3) as part of an offense that helped score 55 points and compile 610 yards.

### 2012 (14/14, 2/2)

- ★ Started 14 regular season games at right guard and also appeared at fullback in short yardage situations.
- ★ Part of an offensive line that helped running back Stevan Ridley rush for 1,000 yards for the first time in his career.
- ★ Started both playoff games at right guard.
- ★ Was inactive due to injury vs. Indianapolis (11/18).
- ★ Started at right guard in the win at Miami (12/2) but left in the first half with an injury and did not return. Was replaced by Nick McDonald.
- ★ Missed some practice time during the week leading up to the game and was active but did not play vs. Arizona (9/16).
- ★ Started but left the game in the second quarter with an injury and did not return vs. Buffalo (11/11). Was replaced by Donald Thomas.
- ★ Started at right guard and played the first series of the overtime win vs. N.Y. Jets (10/21), but was forced to leave the game due to illness.
- ★ Started at right guard and played fullback vs. Denver (10/7) as part of an offense that had its second straight 200-yard rushing game for the first time since 1978.

## EXTRA POINTS

- ★ Dan's brother, Patrick, is the former Chef de Cuisine at Radius, a French restaurant in Boston. Patrick was the winner of the prestigious James Beard Foundation Award for Best Chef in the Northeast region for 2008. After a stint in St. Louis at Basso at Cheshire, he is currently the head chef at Bobo in the West Village in New York City.
- ★ Started at right guard and appeared at fullback as part of an offense that produced two 100-yard rushers in the win at Buffalo (9/30).
- ★ Returned from injury and started at right guard at Baltimore (9/23) after missing one game due to injury.
- ★ Started at right guard and appeared at fullback in the win at Tennessee (9/9). Left the game with an injury and did not return until game vs. Baltimore (9/23).
- ★ 2011 (13/11, 3/3)
  - ★ Played in 13 games with 11 starts as part of an offensive line that helped Tom Brady become one of four players in NFL history to eclipse 5,000 passing yards in a single season.
  - ★ Took over as starting center after season-ending leg injury to Dan Koppen in 2011 opener.
  - ★ Missed three games due to injury.
  - ★ Started at center for all three postseason games including Super Bowl XLVI against the N.Y. Giants (2/5).
  - ★ Played in a reserve role at guard before filling in at center for the injured Dan Koppen at Miami (9/12) and subsequently started 11 of the final 15 games at center.
  - ★ Started at center in the Divisional Playoff game vs. Denver (1/14) in which the offensive line did not give up a sack on 34 pass attempts, while allowing Tom Brady to pass for 363 yards.
- ★ 2010 (14/13, 1/1)
  - ★ Played in 14 games with 13 starting assignments, missing two games due to injury. He started the first seven games at left guard in place of Logan Mankins, who was out due to a contract issue. He started six games at right guard in place of an injured Stephen Neal.
  - ★ Was also used throughout the season as a fullback in short yardage situations.
  - ★ Helped the Patriots become the first team in 2010 to record over 100 rushing yards (103) against a stingy Steelers defense at Pittsburgh (11/14).
  - ★ Part of an offensive line that contributed to the Patriots scoring the seventh most points in a season in NFL history.

★ Won the AFC Special Teams Player of the Week award after he recorded the longest kickoff return by an offensive lineman in NFL history, returning a second-quarter kickoff 71 yards to the 4-yard line vs. Green Bay (12/19). The return set up a 2-yard TD pass from Tom Brady to Aaron Hernandez to cut the Packers' lead to 17-14 (12/19) in a 31-27 win. The run by Connolly topped the 48-yard touchdown return by Atlanta's Mal Snyder in 1969. The previous longest kickoff return for a Patriots offensive lineman was a 27-yard return by G Stephen Neal on Nov. 30 2008 vs. Pittsburgh. Connolly's previous best was a 16-yard return vs. Miami on Nov. 8, 2009.

★ Part of an offensive line that helped BenJarvus Green-Ellis to become the 11th Patriots running back and the first since Corey Dillon in 2004 to eclipse the 1,000-yard mark with a career-high 1,008 yards in 2010.

★ Started at right guard vs. Jets (1/16) in the playoffs.

#### **2009 (14/4, 0/0)**

★ Played in a career-high 14 games with four starts at right guard in place of an injured Stephen Neal.

★ Made his first NFL start, playing at right guard in place of the injured Neal in the Patriots' 31-14 victory over the New York Jets (11/22).

★ Was inactive for the first two games of the season before making his 2009 debut vs. Atlanta (9/27) on special teams.

★ Saw action at center, right guard, and as an eligible receiver as a third tight end throughout the season.

★ Was inactive for the postseason game vs. Baltimore (1/10) due to an injury suffered in the season finale at Houston (1/3).

#### **2008 (1/0)**

★ Appeared in one game, making his Patriots debut while playing on special teams blocking units in the season finale at Buffalo (12/28).

★ Was inactive for the season's first five games.

★ Released by the Patriots on Oct. 20 and signed to the Patriots practice squad on Oct. 22.

★ Spent seven weeks on the Patriots practice squad from Oct. 22 to Dec. 13.

★ Signed to the 53-man roster from the practice squad on Dec. 13.

★ Listed as a game day inactive at Oakland (12/14) and against Arizona (12/21).

#### **2007 (0/0)**

★ Was signed to the Patriots practice squad on Sept. 12 and spent the remainder of the season on the practice squad.

## **HONORS & AWARDS**

### **2010**

AFC Special Teams Player of the Week (Week 15)

★ Released by Jacksonville following the preseason (9/1).

#### **2006 (0/0 – Jacksonville)**

★ Placed on the Reserve/Injured list on Sept. 4 and missed the entire 2006 regular season.

#### **2005 (4/0, 1/0 – Jacksonville)**

★ Played in four games for the Jaguars as a rookie, seeing action on special teams.

★ Was one of two undrafted Jaguars rookies to make the team (Derrick Wimbush) and was one of just 15 players in team history to make the team as an undrafted rookie.

★ Made his NFL debut on Dec. 11 against Indianapolis.

★ Was active for the final four games of the regular season and for a Wild Card game at New England on Jan. 7.

## **COLLEGE**

★ Was a four-year starting offensive tackle at Southeast Missouri State.

★ All-conference selection for four consecutive seasons.

★ Finished career with 46 consecutive starts.

★ Started at offensive tackle in all 11 games as a senior.

★ Earned first-team all-conference.

★ Started at offensive tackle all season as a junior and earned second-team all-conference after allowing only one sack.

★ As a sophomore, started at offensive tackle all season.

★ Earned second-team all-conference after not allowing any sacks.

## **PERSONAL**

★ Daniel Paul Connolly was born the son of John and Mary Beth Connolly on Sept. 2, 1982.

★ Was a three-time all-district and all-conference selection at Marquette High in Chesterfield, Mo.

★ First member of the 1,000-pound weight lifting club.

★ Actively supports his teammates' community efforts.

★ Majored in general studies.

★ Dan and his wife Lori have two daughters, Caroline and Caitlin.





# JA'GARED DAVIS



# 53

HT: 6-0 WT: 238

Born: 9/11/1990 Exp. (NFL/Patriots): Rookie

GP/GS (Playoffs) 1/0 (2/0) Acq: CW (HOU)-13

College: Southern Methodist Hometown: Crockett, Texas

**LINEBACKER**

## CAREER TRANSACTIONS

Ja'Gared Davis was by the New England Patriots to the 53-man roster from practice squad on Oct. 9, 2013 ... Originally signed by Houston as a rookie free agent (5/10/13) ... Released by Houston (8/27/13) ... Claimed off waivers and awarded to New England (8/28/13) ... Released by New England (8/31/13) ... Signed by New England to the practice squad (9/1/13) ... Signed by New England to the 53-man roster from the practice squad (10/5/13) ... Released by New England (10/7/13).

## SEASONAL REVIEWS

### 2013 (1/0, 2/0)

- ★ Played special teams in his first NFL game at Cincinnati (10/6).
- ★ Played special teams in his first NFL playoff game vs. Indianapolis (1/11).

## COLLEGE

- ★ Played in 53 games and recorded 301 total tackles, 20 sacks, four interceptions, eight forced fumbles and four fumble recoveries.
- ★ Was a two-time All-Conference USA honoree.
- ★ Scored five touchdowns in his career on defense (three fumble returns, one blocked field goal return and an interception return).
- ★ Played in all 13 games with 12 starts as a senior.
- ★ Finished third on the team with 77 total tackles and four sacks.
- ★ Was named to the preseason Butkus Award Watch List.
- ★ After starting in five games as a freshman in 2009, he earned a spot as a starting linebacker as a sophomore in 2010.


## PERSONAL

- ★ Named District 20, 3A Defensive Co-MVP as a senior after recording 110 total tackles.
- ★ Born Sept. 11, 1990 in Crockett, Texas.

## JA'GARED DAVIS

Pos: LB Ht: 6-0 Wt: 238 Year: R Acq: FA-13 College: Southern Methodist Born: 9/11/90

REGULAR SEASON			TACKLES					INTERCEPTIONS					MISCELLANEOUS					
Year	Team	G/S	TT	UT	A	S	Yds	No	Yds	Avg	Lg	TD	PD	FF	FR	Yds	TD	SpT
2013	Patriots	1/0	0	0	0	0.0	0.0	0	0	0.0	0	0	0	0	0	0	0	0
Totals – 1 Year		1/0	0	0	0	0.0	0.0	0	0	0.0	0	0	0	0	0	0	0	0
POSTSEASON			TACKLES					INTERCEPTIONS					MISCELLANEOUS					
Year	Team	G/S	TT	UT	A	S	Yds	No	Yds	Avg	Lg	TD	PD	FF	FR	Yds	TD	SpT
2013	Patriots	2/0	0	0	0	0.0	0.0	0	0	0.0	0	0	0	0	0	0	0	0
Totals – 1 Year		2/0	0	0	0	0.0	0.0	0	0	0.0	0	0	0	0	0	0	0	0



# KANORRIS DAVIS



# 36

HT: 5-10 WT: 207  
Born: 1/21/1990 Exp. (NFL/Patriots): Rookie  
GP/GS (Playoffs): 3/0 (2/0) Acq: FA-13  
College: Troy Hometown: Perry, Ga.

**S A F E T Y**

## CAREER TRANSACTIONS

Kanorris Davis was signed by the New England Patriots to the 53-man roster from the practice squad on Dec. 28, 2013 ... Originally signed by New England as a rookie free agent (5/3/13) ... Released by New England (8/31/13) ... Signed by New England to the practice squad (9/1/13) ... Signed by New England to the 53-man roster from the practice squad (9/28/13) ... Released by New England (9/30/13) ... Signed by New England to the practice squad (10/2/13) ... Signed by New England to the 53-man roster from the practice squad (10/5/13) ... Released by New England (10/7/13) ... Signed by New England to the practice squad (10/9/13).

## SEASONAL REVIEWS

### 2013 (3/0, 2/0)

- ★ Played special teams in his first two NFL games at Atlanta (9/29) and at Cincinnati (10/6).
- ★ Played in the regular season finale vs. Buffalo (12/29).
- ★ Appeared in his first career playoff game vs. Indianapolis (1/11) and made one special teams tackle.

## COLLEGE

- ★ Played as a linebacker in college where he helped Troy win the Sun Belt Conference Championship in 2011 and 2012.
- ★ Finished his career with 207 tackles and 10 forced fumbles.
- ★ Tied for the team lead with 83 total tackles as a senior in 2012.
- ★ Was invited to play in the inaugural Raycom College Football All-Star Classic in Montgomery, Ala.

## PERSONAL

- ★ Born Jan. 21, 1990.
- ★ Three-time first team all-district, all-area and all-region pick at Perry (Ga.) High school.
- ★ Majored in criminal justice.

## KANORRIS DAVIS

Pos: S Ht: 5-10 Wt: 207 Year: R Acq: FA-13 College: Troy Born: 1/21/90

REGULAR SEASON			TACKLES					INTERCEPTIONS					MISCELLANEOUS					
Year	Team	G/S	TT	UT	A	S	Yds	No	Yds	Avg	Lg	TD	PD	FF	FR	Yds	TD	SpT
2013	Patriots	3/0	0	0	0	0.0	0.0	0	0	0.0	0	0	0	0	0	0	0	0
Totals – 1 Year		3/0	0	0	0	0.0	0.0	0	0	0.0	0	0	0	0	0	0	0	0
POSTSEASON			TACKLES					INTERCEPTIONS					MISCELLANEOUS					
Year	Team	G/S	TT	UT	A	S	Yds	No	Yds	Avg	Lg	TD	PD	FF	FR	Yds	TD	SpT
2013	Patriots	2/0	0	0	0	0.0	0.0	0	0	0.0	0	0	0	0	0	0	0	1
Totals – 1 Year		2/0	0	0	0	0.0	0.0	0	0	0.0	0	0	0	0	0	0	0	1



# ALFONZO DENNARD



# 37

HT: 5-10 WT: 200

Born: 9/9/1989 Exp. (NFL/Patriots): 2/2

GP/GS (Playoffs): 23/16 (4/4) Acq: D7a-12 (224th)

College: Nebraska Hometown: Rochelle, Ga.

C O R N E R B A C K

## PRONOUNCED DENN-erd

### CAREER TRANSACTIONS

Alfonzo Dennard was drafted by the New England Patriots in the seventh round (224th overall) of the 2012 NFL Draft.

### SEASONAL REVIEWS

#### 2013 (13/9, 2/2)

- ★ Intercepted his first pass of the season in the fourth quarter vs. N.Y. Jets (9/12), stopping a drive moving deep into Patriots territory.
- ★ Tied a single-game career high with two defended passes vs. Tampa Bay (9/22). Also made four tackles.
- ★ Registered a career-high nine tackles vs. Miami (10/27).
- ★ Was inactive due to injury at Carolina (11/18), at Houston (12/1) and vs. Buffalo (12/29).
- ★ Returned to action vs. Indianapolis (1/11) after missing the regular-season finale and had a tallied his first two playoff interceptions - one on the first drive of the game he returned 27 yards and set up a touchdown and one late in the fourth quarter to seal the victory. The two interceptions were tied for second-most in franchise playoff history. Also made two tackles and defended a career-high four passes.

#### 2012 (10/7, 2/2)

- ★ Initially slowed by injury during training camp but improved throughout his rookie campaign and was inserted into the starting lineup midway through the year, appearing in 10 games and starting seven.
- ★ Compiled 35 tackles and three interceptions, returning one for a touchdown. Also defended seven passes and forced one fumble.
- ★ Started both playoff games and finished with five tackles and one forced fumble.
- ★ Was inactive for the first four games of the season and was inactive due to injury vs. Miami (12/30) and at Jacksonville (12/23).

★ Saw significant time at cornerback vs. Indianapolis (11/18) and intercepted his third pass of the season and returned the pick 87 yards for his first career touchdown. Also made four tackles and defended two passes.

★ Made his first career start at cornerback due to Devin McCourty moving to safety for injury reasons and intercepted his first pass in the overtime win vs. N.Y. Jets (10/21). Also made two tackles.

★ Made his pro debut and made one tackle and defended a pass vs. Denver (10/7). QB Peyton Manning never completed a pass when targeting Dennard in 31-21 win against the Broncos.

### COLLEGE

- ★ Second-Team All-American (Phil Steele, 2011).
- ★ Third-Team All-American (Yahoo.com, 2011).
- ★ Tatum-Woodson Big Ten Defensive Back of the Year (2011).
- ★ First-Team All-Big Ten (Coaches, Media, ESPN, Yahoo.com, Phil Steele, 2011)
- ★ Nebraska Defensive MVP (2011).
- ★ First-Team All-Big 12 (ESPN.com, Rivals.com, 2010).
- ★ Second-Team All-Big 12 (Coaches, AP, Phil Steele, *San Antonio Express-News*, *Fort Worth Star-Telegram*, 2010).
- ★ Finished his Nebraska career with 21 career breakups, good for a tie for 10th place on the Nebraska career chart.
- ★ Played an important role in conference opponents completing a Big Ten low 51 percent of their passes, and the Huskers also led the Big Ten by allowing only six passing touchdowns in conference play in 2011.
- ★ Dennard was one of three true freshmen to see action, playing in 12 games in 2008.

### PERSONAL

- ★ Alfonzo is the son of Rose Mary Dennard and was born on Sept. 9, 1989.
- ★ Majored in sociology.

## ALFONZO DENNARD

Pos: CB Ht: 5-10 Wt: 200 Year: 2nd Acq: D7a-12 (224th) College: Nebraska Born: 9/9/89

REGULAR SEASON			TACKLES					INTERCEPTIONS					MISCELLANEOUS					
Year	Team	G/S	TT	UT	A	S	Yds	No	Yds	Avg	Lg	TD	PD	FF	FR	Yds	TD	SpT
2012	Patriots	10/7	35	33	2	0.0	0.0	3	95	31.7	87t	1	7	1	0	0	0	0
2013	Patriots	13/9	42	34	8	0.0	0.0	1	0	0.0	0	0	8	0	0	0	0	0
Totals - 2 Years		23/16	77	67	10	0.0	0.0	4	95	23.8	87t	1	15	1	0	0	0	0
POSTSEASON			TACKLES					INTERCEPTIONS					MISCELLANEOUS					
Year	Team	G/S	TT	UT	A	S	Yds	No	Yds	Avg	Lg	TD	PD	FF	FR	Yds	TD	SpT
2012	Patriots	2/2	5	4	1	0.0	0.0	0	0	0.0	0	0	0	1	0	0	0	0
2013	Patriots	2/2	5	5	0	0.0	0.0	2	27	13.5	27	0	4	0	0	0	0	0
Totals - 2 Years		4/4	10	9	1	0.0	0.0	2	27	13.5	27	0	4	1	0	0	0	0

# DENNARD'S CAREER GAME-BY-GAME

2012	Opponent	P/S	TT	UT	A	S	Yds	Int	Yds	PD	FF	FR	Spt
09/09 at	Tennessee						Inactive						
9/16	Arizona						Inactive						
09/23 at	Baltimore						Inactive						
09/30 at	Buffalo						Inactive						
10/07	Denver	p	1	1	0	-	-	-	1	-	-	-	-
10/14 at	Seattle	p	3	2	1	-	-	-	-	-	-	-	-
10/21	N.Y. Jets	S	3	2	1	-	-	1	0	1	-	-	-
10/28 at	St. Louis	S	5	5	0	-	-	1	8	1	-	-	-
11/11	Buffalo	S	5	5	0	-	-	-	-	-	-	-	-

11/18	Indianapolis	p	4	4	0	-	-	1	87	2	-	-	-
11/22 at	N.Y. Jets	S	4	4	0	-	-	-	1	1	-	-	-
12/02 at	Miami	S	5	5	0	-	-	-	-	-	-	-	-
12/10	Houston	S	4	4	0	-	-	-	1	-	-	-	-
12/16	San Francisco	S	1	1	0	-	-	-	-	-	-	-	-
12/23 at	Jacksonville						Inactive						
12/30	Miami						Inactive						
2012 Totals			10/7	35	33	2	0.0	0.0	3	95	7	1	0
01/13	Houston	S	3	2	1	-	-	-	-	1	-	-	-
01/20	Baltimore	S	2	2	0	-	-	-	-	-	-	-	-
2012 Postseason			2/2	5	4	1	0.0	0.0	0	0	1	0	0



# JAMES DEVELIN



# 46

HT: 6-3 WT: 255  
 Born: 7/23/1988 Exp. (NFL/Patriots): 1/2  
 GP/GS (Playoffs): 17/6 (2/2) Acq: FA-12  
 College: Brown Hometown: Gilbertville, Pa.

# RUNNING BACK

PLAYERS

## CAREER TRANSACTIONS

James Develin was signed by the New England Patriots as a free agent on Sept. 6, 2013 ... Originally signed by Cincinnati to the practice squad (11/30/10) ... Released by Cincinnati (9/3/11) ... Signed by Cincinnati to the practice squad (9/4/11) ... Released by Cincinnati (8/31/12) ... Signed by New England to the practice squad (9/1/12) ... Signed by New England to the 53-man roster from the practice squad (11/28/12) ... Released by New England (12/24/12) ... Signed by New England to the practice squad (12/26/12) ... Released by New England (9/2/13).

## CAREER HIGHLIGHTS

- ★ Played his entire college career as a defensive lineman before converting to offense.
- ★ Began his professional career with the Florida Tuskers of the UFL and helped Florida reach the league championship game under head coach Jay Gruden, who is now the offensive coordinator for the Cincinnati Bengals.

## SEASONAL REVIEWS

### 2013 (16/6, 2/2)

- ★ Started the first game of his career at Buffalo (9/8).
- ★ Started at fullback and caught his first career pass, a 4-yard reception vs. N.Y. Jets (9/12).
- ★ Started and caught one pass for a career-long 15-yard gain at Atlanta (9/29).
- ★ Compiled the first two rushes of his career for four yards and the first touchdown of his NFL career at Houston (12/1). Develin plunged into the end zone on a multiple-effort carry on the goal line in the third quarter. Also caught one pass for 12 yards.
- ★ Hauled in a career-long 31-yard reception vs. Cleveland (12/8).
- ★ Made his first career playoff start vs. Indianapolis (1/11) and had one carry for 0 yards.

### 2012 (1/0, 0/0)

- ★ Spent the majority of the season on the practice squad and four weeks on the 53-man roster.
- ★ Appeared in his first NFL game on special teams in the loss vs. San Francisco (12/16).
- ★ Was inactive at Jacksonville (12/23), vs. Houston (12/10) and at Miami (12/2).

### 2011 (0/0 – Cincinnati)

- ★ Spent the regular and postseason as a member of the practice squad.

### 2010 (0/0 – Cincinnati)

- ★ Joined the practice squad for the final five games of the season after playing for the Florida Tuskers in the United Football League and the Oklahoma City Yard Dawgz of the Arena Football League.

## COLLEGE

- ★ Played four seasons on the defensive line at Brown.
- ★ Recorded 53 total tackles, one interception, two fumble recoveries and led the team with five sacks and 16 tackles for loss as a senior.
- ★ As a junior, posted 34 tackles, three sacks and 9½ tackles for loss.

## PERSONAL

- ★ Attended Boyertown Area Senior High School (Gilbertville, Pa.), where he lettered in football and lacrosse.
- ★ Named a football team captain and team MVP.
- ★ Was named first-team all-area and all-county.
- ★ Majored in engineering.




# JAMES DEVELIN

Pos: RB Ht: 6-3 Wt: 255 Year: 2nd Acq: FA-12 College: Brown Born: 7/23/88

REGULAR SEASON		RUSHING						RECEIVING					
Year	Team	G/S	No	Yds	Avg	Lg	TD	No	Yds	Avg	Lg	TD	
2010	Bengals			Practice Squad									
2011	Bengals			Practice Squad									
2012	Patriots	1/0	0	0	0.0	0	0	0	0	0.0	0	0	
2013	Patriots	16/6	4	10	2.5	4	1	3	31	10.3	15	0	
Totals - 2 Years		16/6	4	10	2.5	4	1	3	31	10.3	15	0	

POSTSEASON		RUSHING						RECEIVING					
Year	Team	G/S	No	Yds	Avg	Lg	TD	No	Yds	Avg	Lg	TD	
2013	Patriots	2/2	1	0	0.0	0	0	0	0	0.0	0	0	
Totals - 1 Year		2/2	1	0	0.0	0	0	0	0	0.0	0	0	



## AARON DOBSON



# 17

HT: 6-3 WT: 200

Born: 7/23/1991 Exp. (NFL/Patriots): Rookie  
GP/GS (Playoffs): 11/8 (1/0) Acq: D2b-13 (59th)  
College: Marshall Hometown: Dunbar, W.V.

W I D E R E C E I V E R

### CAREER TRANSACTIONS

Aaron Dobson was drafted by the New England Patriots in the second round (59th overall) of the 2013 NFL Draft.

### SEASONAL REVIEWS

#### 2013 (12/9, 1/0)

- ★ Was inactive for the season opener at Buffalo (9/8) and, Houston (12/1), vs. Cleveland (12/8), at Miami (12/15) and vs. Indianapolis (1/11).
- ★ Caught a 39-yard touchdown pass on his first NFL play vs. N.Y. Jets (9/12). Finished with three receptions for 56 yards and the score.
- ★ Made his first NFL start and caught seven passes for 52 yards vs. Tampa Bay (9/22).
- ★ Caught one pass for 10 yards at Atlanta (9/29) and left in the third quarter with an injury and did not return.
- ★ Caught two passes for 49 yards at Cincinnati (10/6), including a career-long 53-yard reception in the fourth quarter that led to a field goal.
- ★ Caught six passes for 63 yards vs. New Orleans (10/13), including a 6-yard reception on the game-winning drive in which Dobson efforted to get out of bounds to stoap the clock.
- ★ Led the team with four receptions for 60 yards and and his second touchdown of the season vs. Miami (10/27). Both of Dobson's touchdowns this season have come on his fist catch of the game.
- ★ Caught five passes for a career-high 130 yards and two touchdowns vs. Pittsburgh (11/3), including an

81-yard score in the fourth quarter to put the game out of reach. the 81-yard reception was the longest of any Patriot on the season.

- ★ Caught one pass for 6 yards vs. Buffalo (12/29) before leaving the game with a foot injury.
- ★ Appeared in his first playoff game in the AFC Championship at Denver (1/19) and caught two passes for 33 yards.

### COLLEGE

- ★ Started 36-of-47 games played in for Marshall.
- ★ Ranks 10th on the school all-time-record list with 165 receptions.
- ★ Finished his career ninth in school history with 2,398 yards receiving.
- ★ His 24 touchdown catches tied Troy Brown (1991-92) for fourth on the Thundering Herd's all-time record chart.
- ★ Produced seven 100-yard receiving performances.
- ★ Saw brief action on defense and special teams, where he recorded six tackles (three solos) and deflected one pass.


### PERSONAL

- ★ General Studies major.
- ★ Son of Angie and Bobby Dobson.
- ★ Born July 23, 1991, and resides in Dunbar, W.V.

## AARON DOBSON

Pos: WR Ht: 6-3 Wt: 200 Year: R Acq: D2b-13 (59th) College: Marshall Born: 7/23/91

REGULAR SEASON		RECEIVING					
Year	Team	G/S	Rec	Yds	Avg	Lg	TD
2013	Patriots	12/9	37	519	14.0	81t	4
Totals - 1 Year		12/9	37	519	14.0	81t	4
POSTSEASON		RECEIVING					
Year	Team	G/S	Rec	Yds	Avg	Lg	TD
2013	Patriots	1/0	2	33	16.5	24	0
Totals - 1 Year		1/0	2	33	16.5	24	0



# NATE EBNER



# 43

**HT: 6-0 WT: 210**
**Born: 12/14/1988 Exp. (NFL/Patriots): 2/2**
**GP/GS (Playoffs): 30/0 (4/0) Acq: D6-12 (197th)**
**College: Ohio State Hometown: Dublin, Ohio**
**DEFENSIVE BACK**

## CAREER TRANSACTIONS

Nate Ebner was drafted by the New England Patriots in the sixth round (197th overall) of the 2012 NFL Draft.

## SEASONAL REVIEWS

**2013 (15/0, 2/0)**

- ★ Was inactive for the season opener at Buffalo (9/8).
- ★ Made his first appearance of the season vs. N.Y. Jets (9/12), playing mainly on special teams.
- ★ Made his first two special teams tackles of the season at Cincinnati (10/13).
- ★ Tied a career-high with four special teams tackles vs. Pittsburgh (11/3).
- ★ Recovered his first career fumble on a muffed punt in overtime vs. Denver (11/24) that led to the game-winning field goal. Also made one special teams tackle.
- ★ Recovered his second fumble in four games after a botched field goal attempt at Miami (12/15). The turnover led to a Patriots touchdown.

**2012 (15/0, 2/0)**

- ★ Played mainly on special teams in 15 regular season games, finishing second on the team with 17 special teams tackles.
- ★ Saw limited action in the secondary.
- ★ Appeared in both postseason contests, making one

special teams tackle.

- ★ Inactive due to injury vs. Miami (12/30).

- ★ Made his pro debut, making two special teams tackles and played in a reserve role on defense in the win at Tennessee (9/9).

## COLLEGE

- ★ A world-class rugby player who joined Ohio State as a walk-on in 2009.
- ★ Finished his career at Ohio State on scholarship.
- ★ Voted by his teammates as the team's most inspirational player and presented with the Bo-Rein Award at the end of the 2011 season.

## PERSONAL

- ★ Son of Nancy Pritchett and the late Jeff Ebner.
- ★ Majored in Exercise Science.
- ★ 2009 Big Ten all-academic.
- ★ A standout on the United States U19 and U20 national teams for rugby from 2006-08.
- ★ In 2006 at age 17, youngest player ever to play in National 7's.
- ★ MVP of the Rugby World Cup in 2008 as a member of the U20 team.
- ★ Did not play football at Hilliard Davidson High.

## NATE EBNER

**Pos: DB Ht: 6-0 Wt: 210 Year: 2nd Acq: D6-12 (197th) College: Ohio State Born: 12/14/88**

REGULAR SEASON		TACKLES						INTERCEPTIONS					MISCELLANEOUS					
Year	Team	G/S	TT	UT	A	S	Yds	No	Yds	Avg	Lg	TD	PD	FF	FR	Yds	TD	SpT
2012	Patriots	15/0	0	0	0	0.0	0.0	0	0	0.0	0	0	0	0	0	0	0	17
2013	Patirots	14/0	0	0	0	0.0	0.0	0	0	0.0	0	0	0	0	2	0	0	11
Totals – 2 Years		29/0	0	0	0	0.0	0.0	0	0.0	0.0	0	0	0	0	2	0	0	28
POSTSEASON		TACKLES						INTERCEPTIONS					MISCELLANEOUS					
Year	Team	G/S	TT	UT	A	S	Yds	No	Yds	Avg	Lg	TD	PD	FF	FR	Yds	TD	SpT
2012	Patriots	2/0	0	0	0	0.0	0.0	0	0	0.0	0	0	0	0	0	0	0	1
2013	Patriots	2/0	0	0	0	0.0	0.0	0	0	0.0	0	0	0	0	0	0	0	0
Totals – 2 Years		4/0	0	0	0	0.0	0	0	0.0	0	0	0	0	0	0	0	0	1

## EBNER'S CAREER GAME-BY-GAME

2012	Opponent	P/S	TT	UT	A	S	Yds	Int	Yds	PD	FF	FR	SpT					
09/09	at Tennessee	p	0	0	0	-	-	-	-	-	-	-	-	2				
09/16	Arizona	p	0	0	0	-	-	-	-	-	-	-	-	-				
09/23	at Baltimore	p	0	0	0	-	-	-	-	-	-	-	-	-				
09/30	at Buffalo	p	0	0	0	-	-	-	-	-	-	-	-	1				
10/07	Denver	p	0	0	0	-	-	-	-	-	-	-	-	-				
10/14	at Seattle	p	0	0	0	-	-	-	-	-	-	-	-	-				
10/21	N.Y. Jets	p	0	0	0	-	-	-	-	-	-	-	-	1				
10/28	at St. Louis	p	0	0	0	-	-	-	-	-	-	-	-	3				
11/11	Buffalo	p	0	0	0	-	-	-	-	-	-	-	-	1				
11/18	Indianapolis	p	0	0	0	-	-	-	-	-	-	-	-	4				
11/22	at N.Y. Jets	p	0	0	0	-	-	-	-	-	-	-	-	-				1
12/02	at Miami	p	0	0	0	-	-	-	-	-	-	-	-	-				1
12/10	Houston	p	0	0	0	-	-	-	-	-	-	-	-	-				-
12/16	San Francisco	p	0	0	0	-	-	-	-	-	-	-	-	-				1
12/23	at Jacksonville	p	0	0	0	-	-	-	-	-	-	-	-	-				2
12/30	Miami																	
														Inactive				
<b>2012 Totals</b>		<b>15/0</b>	<b>0</b>	<b>0</b>	<b>0</b>	<b>0.0</b>	<b>0.0</b>	<b>0</b>	<b>0</b>	<b>0.0</b>	<b>0</b>	<b>0</b>	<b>0</b>	<b>0</b>	<b>0</b>	<b>0</b>	<b>0</b>	<b>17</b>
01/13	Houston	p	0	0	0	-	-	-	-	-	-	-	-	-				-
01/20	Baltimore	p	0	0	0	-	-	-	-	-	-	-	-	-				1
<b>2012 Postseason</b>		<b>2/0</b>	<b>0</b>	<b>0</b>	<b>0</b>	<b>0.0</b>	<b>0.0</b>	<b>0</b>	<b>0</b>	<b>0.0</b>	<b>0</b>	<b>0</b>	<b>0</b>	<b>0</b>	<b>0</b>	<b>0</b>	<b>0</b>	<b>1</b>



# JULIAN EDELMAN



# 11

HT: 5-10 WT: 198

Born: 5/22/1986 Exp. (NFL/Patriots): 5/5

GP/GS (Playoffs): 64/24 (7/3) Acq: D7a-09 (232nd)

College: Kent State Hometown: Redwood City, Calif.

W I D E R E C E I V E R

## CAREER TRANSACTIONS

Julian Edelman was signed by the New England Patriots as an unrestricted free agent on April 11, 2013 ... Originally drafted by New England in the seventh round (232nd overall) of the 2009 NFL Draft.

## CAREER HIGHLIGHTS

- ★ In 2010, set a franchise record for the highest punt return average in a single-season with a 15.3-yard average, which led the AFC and finished second in the NFL behind Chicago's Devin Hester (17.1-yard return average).
- ★ Set a franchise record with a 94-yard punt return for a touchdown vs. Miami (1/2/11).
- ★ Has totaled 107 punt returns for 1,317 yards during his Patriots' career, an NFL-record 12.3 average, and is one of only seven players to average better than 12.0 yard per punt return (Minimum 75 returns).
- ★ Currently tied with Troy Brown and Irving Fryar with most punt return touchdowns in team history with three.

## SEASONAL REVIEWS

### 2013 (16/11, 2/1)

- ★ Caught seven passes for 79 yards and two touchdowns at Buffalo (9/8), marking his first regular-season contest with two TD catches. Also became the NFL's all-time leader with a 12.9 punt return average (minimum 75 punt returns).
- ★ Caught a career-high 13 passes for 78 yards and rushed once for 4 yards vs. N.Y. Jets (9/12). Also returned six punts for 72 yards.
- ★ Registered his second career 100-yard receiving performance at Atlanta (9/29) after finishing with seven receptions for 118 yards including a season-long 44-yard catch that helped set up a Patriots touchdown.
- ★ Had five catches for 57 yards vs. New Orleans (10/13), raising his season totals to 41 receptions for 411 yards. The 41 receptions and 411 yards represent single-season career highs for Edelman, surpassing his previous career highs of 37 catches for 359 yards as a rookie in 2009.
- ★ Had a crucial, season-long 43-yard punt return in the third quarter of a 3-point game vs. Pittsburgh (11/3). The return put the Patriots' offense in Pittsburgh territory and helped set up a touchdown four plays later.
- ★ Caught nine passes for 110 yards and two touchdowns vs. Denver (11/24), marking his third career 100-yard receiving game and second of the season. It was also his third career two-touchdown game and second of the season. Edelman's four touchdown receptions mark a career high. Also returned three punts for 39 yards.
- ★ Posted his second straight 100-yard receiving

## EXTRA POINTS

- ★ Growing up as an undersized quarterback with a good arm and all kinds of athleticism, Julian Edelman had visions of being the next Doug Flutie.
  - ★ A quarterback at Kent State, he passed for 1,820 yards as a senior and added 1,551 rushing yards to break the school's single-season record for total offense set by Joshua Cribbs in 2003.
  - ★ Had an offer from the British Columbia Lions of the Canadian Football League to play quarterback but chose to switch to receiver and play in the NFL.
- "It was hard for the fact that you never played the other position [receiver], so you have a huge road ahead of you to learn something at the highest level in the world to it. But the easy part was that you didn't grow up wanting to go to the CFL. I grew up wanting to go to the NFL, having that dream," he said.

performance at Houston (12/1), catching nine passes for 101 yards. Also returned one punt for 11 yards.

- ★ Caught six passes for 64 yards, a touchdown and a two-point conversion in the comeback win vs. Cleveland. Edelman's TD came with 1:01 remaining in the fourth quarter and drew New England to within one possession.
  - ★ Tied a career high with 13 receptions and set a career high with 139 receiving yards and a touchdown at Miami (12/15).
  - ★ Caught nine passes for 65 yards vs. Buffalo (12/29) and in the process, eclipsed the 100 reception and 1,000 yards receiving marks for the first time in his career. Joined Wes Welker and Troy Brown as the only Patriots receivers with 100 receptions in a season and became the 10th receiver in team history with 1,000 yards receiving in a single season.
  - ★ Caught a team-high six passes for 84 yards in the Divisional Playoff vs. Indianapolis (1/11).
  - ★ Set playoff career highs with 10 receptions and 84 yards and a touchdown in the AFC Championship at Denver (1/19).
- 2012 (9/3, 0/0)**
- ★ Played in nine games with three starts and caught 21 passes for 235 yards (11.2 avg) and a career-high three touchdowns. Returned 17 punts for 263 yards (15.5

## Standout College QB to NFL Wide Receiver

Edelman began his college football career with a year at the College of San Mateo (Calif.) before transferring to Kent State where as a senior, he completed 56% of his passes (153 of 275 passes for 1,820 yards) with 13 touchdowns. He was also the leading rusher, gaining 1,551 yards on 215 attempts (an average of 7.5 yards per carry) and scoring 13 touchdowns. His offensive numbers broke Kent State's single-season record for total offense set by Joshua Cribbs in 2003.

## HONORS & AWARDS

2011

AFC Special Teams Player of the Week (Wk. 11)

avg) and tied a team record with his third career punt return for a touchdown.

★ Also rushed four times for 45 yards (11.3 avg) and returned three kickoffs for 38 yards (12.7 avg).

★ Caught four passes for 28 yards (7.0 avg) and his second career regular-season touchdown reception at Baltimore (9/23). Also returned one punt for 11 yards.

★ Was inactive due to injury at Seattle (10/14), vs. Denver (10/7) and at Buffalo (9/30).

★ Scored on a 68-yard punt return in the second quarter and also had a 2-yard touchdown reception in the third quarter vs. Indianapolis (11/18) to become the first Patriots player to score on a return and have a touchdown reception in the same game since Irving Fryar vs. Indianapolis on Nov. 10, 1985. Had the longest run from scrimmage for a wide receiver in Patriots history with a 47-yard scamper in the fourth quarter. Also added a 49-yard punt return in the fourth quarter.

★ Recorded his second straight game with two touchdowns - a 22-yard

touchdown - a 22-yard



## PATS PUNT RETURN RECORDS

Edelman is first in career punt return average in Patriots history with an 12.3 yard punt return average over five seasons. He also set a franchise record for the best punt return average in a single season with a 15.3-yard punt return average in 2010, which led the AFC and was second in the NFL.

### Patriots Punt Return Average/Career

Player	Returns	Average
Julian Edelman	107	12.3
Mack Herron	74	12.0
Carl Garrett	43	11.3

### Patriots Punt Return Average/Season

Player	Average	Year
Julian Edelman	15.3	2010
Mack Herron	14.8	1974
Troy Brown	14.2	2001

With his 68-yard punt return for a touchdown vs. Indianapolis (11/18/12), Edelman is now tied for most in franchise history with three punt returns for touchdowns. Edelman also set a franchise record with a 94-yard punt return for a touchdown vs. Miami (01/02/11).

### Patriots Punt Return Touchdowns/Career

Player	Years	Touchdowns
Julian Edelman	2009-2012	3
Troy Brown	1993-2007	3
Irving Fryar	1984-1992	3
Mike Haynes	1976-1982	2

### Longest Patriots Punt Returns

Player	Yards	Year
Julian Edelman	94t	2010
Mike Haynes	89t	1976

fumble return on a kickoff and a career-long 56-yard touchdown reception in the win at N.Y. Jets (11/22). Also returned two punts for 32 yards (16.0 avg) and had one rush for three yards. Left the game in the third quarter with a head injury and did not return.

★ Was placed on Injured Reserve with a foot injury on Dec. 4, 2012 after suffering the injury in the win at Miami (12/2).

## 2011 (13/0, 3/0)

★ Appeared in 13 games and played offense, defense and special teams throughout the season.

★ Caught four passes for 34 yards (8.5 avg) and rushed four times for 30 yards (7.5 avg) on offense.

★ Compiled 14 tackles during eight appearances at defensive back.

★ On special teams, returned 28 punts for 296 yards (10.6 avg) and a touchdown, 12 kickoffs for 284 yards (23.7 avg) and made five tackles.

★ Was inactive vs. N.Y. Jets (10/9) and Dallas (10/16) due to injury.

★ Was inactive at Pittsburgh (10/30).

★ Appeared in all three postseason games and caught two passes for 19 yards and rushed once for -1 yards on offense. Combined for two tackles on defense. On



special teams, returned four punts for 35 yards, three kickoffs for 73 yards and made one special teams tackle.

★ Saw his first action on defense at N.Y. Jets (11/13).

★ Played as a reserve at wide receiver, return specialist and defensive back in the Divisional playoff game vs. Denver (1/14). Caught one pass for 11 yards, made one defensive tackle and returned two punts for 28 yards (14.0 avg).

★ Earned AFC Special Teams Player of the Week (Wk. 11) after returning a punt 72 yards for a touchdown on Monday Night Football vs. Kansas City (11/21).

★ Saw time in all three phases of the game in the AFC Championship vs. Baltimore (1/22). Caught an eight-yard pass, rushed once for a loss of a yard, made one tackle and returned two punts for seven yards.

★ Played in a reserve role at wide receiver and on special teams in Super Bowl XLVI vs. N.Y. Giants (2/5). Returned three kickoffs 73 yards (24.3 avg) with a long return of 31 yards.

## 2010 (15/3, 1/1)

★ Played in 15 games with three starts in three-wide receiver sets.

★ Finished the season with 21 punt returns for 321 yards and set a franchise record for the highest punt return average in a single-season with a 15.3-yard average. Led the AFC and finished second in the NFL behind Chicago's Devin Hester (17.1-yard return average) with the 15.3-yard average.

★ Also had 14 rushing yards on two carries (7.0 avg) and 86 yards on seven receptions (12.3).

★ Set a franchise record with a 94-yard punt return for a touchdown vs. Miami (1/2). Recorded a career high 40-yard reception from Tom Brady in the first quarter against the Dolphins and a career-high 13-yard rush. Finished with three catches for 72 yards (24.0 avg.), 13 rushing yards, four punt returns for 112 yards (28.0 avg) and a touchdown, and two fair catches against the Dolphins.

★ Registered a then career-long 42-yard punt return in the second quarter at Chicago (12/12). Also had a 71-yard punt return for a touchdown called back due to a penalty in the second quarter.

★ Started at wide receiver in the postseason game vs. N.Y. Jets (1/16). Had one rush for 11 yards, one reception for 12 yards and returned two punts for 42 yards (21.0 avg), including a 41-yard punt return.

## 2009 (11/7, 1/1)

★ Played in 11 games with seven starting assignments and finished the year with 37 receptions for 359 yards (9.7 avg) and one touchdown, 11 kickoff returns for 241 yards (21.9 avg), six punt returns for 63 yards (10.3 avg) and two rushing attempts for five yards (2.5 avg).

★ Started in the postseason game vs. Baltimore (1/10) and led the team with six catches for 44 yards (7.3 avg) with two touchdown receptions. Also returned one punt for 28 yards. Became the first Patriots rookie to catch two touchdown passes in a postseason game when he scored on a 6-yard pass from Tom Brady in the second quarter and a 1-yard touchdown reception in the third quarter.

★ Was inactive for the season-opener vs. Buffalo (9/14) and missed four games due to injury: at Tampa Bay (10/25), vs. Miami (11/8), at New Orleans (11/30) and at Miami (12/6).

★ Made his NFL debut at the N.Y. Jets (9/20) when he started in place of an injured Wes Welker. Led the team with eight receptions for 98 yards (12.3 avg).

★ Hauled in his first career touchdown reception at Indianapolis (11/15) on a 9-yard pass from Tom Brady in the second quarter.

★ Set career-highs with 10 catches for 103 yards (10.3 avg) in the regular-season finale at Houston (1/3), seeing increased action following a first quarter injury to Wes Welker.

## COLLEGE

★ Played in 31 games to finish his career at Kent State with 4,997 yards passing and 2,664 yards rushing.

★ Compiled a career high 3,190 yards of total offense in his senior season with the Golden Flashes and finished his career with 30 touchdown passes and 22 rushing scores.

★ Was the Golden Flashes' starting quarterback as a senior in 2008, playing in 12 games and completing 153-of-275 passes for 1,820 yards and 13 touchdowns with 11 interceptions.

★ Posted record-setting numbers as a redshirt freshman quarterback at the College of San Mateo in 2005.

★ Was named the Most Valuable Player in All-State Region I by the California Community College Football Coaches Association.

★ Passed for 1,312 yards and 14 touchdowns and rushed for a school-record 1,253 yards and 17 scores.

★ Helped lead San Mateo to an 8-3 record and second-place finish in the NorCal Conference.

## PERSONAL

★ Julian Edelman was born May 22, 1986 to Angie and Francis Edelman.

★ As senior at Woodside (Calif.) High School in 2004, led the Wildcats to a 13-0 record and Central Coast Section championship and was named first-team all-league and all-county.

★ Totaled 2,237 passing yards and 29 touchdowns in his high school career and also rushed for 964 yards

# JULIAN EDELMAN

Pos: WR Ht: 5-10 Wt: 198 lbs Year: 5th Acq: D7a-09 (232nd) College: Kent State Born: 5/22/86

REGULAR SEASON			RECEIVING					RUSHING					KICK RETURNS					PUNT RETURNS					
Year	Team	G/S	No	Yds	Avg	Lg	TD	No	Yds	Avg	Lg	TD	No	Yds	Avg	Lg	TD	No	FC	Yds	Avg	Lg	TD
2009	Patriots	11/7	37	359	9.7	29	1	2	5	2.5	5	0	11	241	21.9	32	0	6	1	63	10.5	35	0
2010	Patriots	15/3	7	86	12.3	40	0	2	14	7.0	13	0	0	0	0.0	0	0	21	6	321	15.3	94	1
2011	Patriots	13/0	4	34	8.5	11	0	4	8	2.0	6	0	12	284	23.7	37	0	28	7	296	10.6	72	1
2012	Patriots	9/3	21	235	11.1	56	3	4	42	14.0	47	0	3	38	12.7	32	0	17	1	263	15.5	68	1
2013	Patriots	16/11	105	1056	10.1	44	6	2	11	5.5	7	0	0	0	0.0	0	0	35	23	374	10.7	43	0
Totals – 5 Years:		64/24	174	1,770	10.2	56	10	14	83	5.9	47	0	26	563	21.7	37	0	107	38	1,317	12.3	94	3
Additional Statistics: Tackles (2011: 14); Special Teams Tackles (2011: 5, 2012: 1); 22-yard kickoff fumble return for TD at N.Y. Jets (11/22/12).																							
POSTSEASON			RECEIVING					RUSHING					KICK RETURNS					PUNT RETURNS					
Year	Team	G/S	No	Yds	Avg	Lg	TD	No	Yds	Avg	Lg	TD	No	Yds	Avg	Lg	TD	No	FC	Yds	Avg	Lg	TD
2009	Patriots	1/1	6	44	7.3	24	2	0	0	0.0	0	0	0	0	0.0	0	0	1	1	28	28.0	28	0
2010	Patriots	1/1	1	12	12.0	12	0	1	11	11.0	11	0	0	0	0	0	0	2	0	42	21.0	41	0
2011	Patriots	3/0	2	19	9.5	11	0	1	-1	-1.0	-1	0	3	73	24.3	31	0	4	2	35	8.8	15	0
2012	Patriots							Injured Reserve															
2013	Patriots	2/1	16	173	10.8	27	1	0	0	0.0	0	0	0	0	0.0	0	0	5	0	36	7.2	15	0
Totals – 4 Years:		7/3	25	248	9.9	27	3	2	10	5.0	11	0	3	73	24.3	31	0	12	3	141	11.8	41	0
Additional Statistics: Tackles (2011: 2); Special Team Tackles (2011: 1)																							

# EDELMAN'S CAREER GAME-BY-GAME

2009	Opponent	P/S	Receiving							Rushing				Kick Returns				Punt Returns					
			No	Yds	Avg	Lg	TD	No	Yds	Avg	Lg	TD	No	Yds	Avg	Lg	TD	No	FC	Yds	Avg	Lg	TD
09/14	at Buffalo									Inactive													
09/20	at N.Y. Jets	S	8	98	12.3	29	0	-	-	-	-	-	2	39	19.5	22	0	1	0	2	2.0	2	0
09/27	at Atlanta	p	3	20	6.7	11	0	1	5	5.0	5	0	-	-	-	-	-	-	-	-	-	-	-
10/04	at Baltimore	p	1	12	12.0	12	0	-	-	-	-	-	-	-	-	-	-	-	-	-	-	-	-
10/11	at Denver	p	3	15	5.0	6	0	-	-	-	-	-	4	93	23.3	32	0	2	0	22	11.0	16	0
10/18	at Tennessee	S	6	43	7.2	16	0	-	-	-	-	-	1	25	25.0	25	0	3	0	39	13.0	35	0
10/25	at Tampa Bay																						
11/08	at Miami									Inactive													
11/15	at Indianapolis	p	2	14	7.0	9t	1	-	-	-	-	-	-	-	-	-	-	-	-	-	-	-	-
11/22	at N.Y. Jets	S	3	26	8.7	11	0	1	0	0.0	0	0	3	68	22.7	28	0	-	-	-	-	-	-
11/30	at New Orleans									Inactive													
12/06	at Miami									Inactive													
12/13	at Carolina	S	-	-	-	-	-	-	-	-	-	-	-	-	-	-	-	-	-	-	-	-	-
12/20	at Buffalo	S	-	-	-	-	-	-	-	-	-	-	-	-	-	-	-	-	-	-	-	-	-
12/27	at Jacksonville	S	1	28	28.0	28	0	-	-	-	-	-	1	16	16.0	16	0	-	-	-	-	-	-
01/03	at Houston	S	10	103	10.3	25	0	-	-	-	-	-	-	-	-	-	-	0	1	0	0.0	0	0
2009 Totals	11/7	37	359	9.7	29	1	2	5	2.5	5	0	11	241	21.9	32	0	6	1	63	10.5	35	0	
01/10	at Baltimore	S	6	44	7.3	24	2	-	-	-	-	-	-	-	-	-	-	1	1	28	28.0	28	0
2009 Postseason	1/1	6	44	7.3	24	2	0	0	0.0	0	0	0	0	0	0.0	0	0	1	1	28	28.0	28	0
2010	Opponent	P/S	Receiving							Rushing				Kick Returns				Punt Returns					
			No	Yds	Avg	Lg	TD	No	Yds	Avg	Lg	TD	No	Yds	Avg	Lg	TD	No	FC	Yds	Avg	Lg	TD
09/12	at Cincinnati									Inactive													
09/19	at N.Y. Jets	p	1	6	6.0	6	0	0	0	0.0	0	0	0	0	0	0	0	2	0	26	13.0	15	0
09/26	at Buffalo	S	3	8	2.7	6	0	1	1	1.0	1	0	0	0	0	0	0	0	0	0	0	0	0
10/04	at Miami	p	0	0	0.0	0	0	0	0	0.0	0	0	0	0	0	0	0	0	0	0	0	0	0
10/17	at Baltimore	p	0	0	0.0	0	0	0	0	0.0	0	0	0	0	0	0	0	2	0	16	8.0	10	0
10/24	at San Diego	p	0	0	0.0	0	0	0	0	0.0	0	0	0	0	0	0	0	2	0	37	18.5	34	0
10/31	at Minnesota	p	0	0	0.0	0	0	0	0	0.0	0	0	0	0	0	0	0	1	0	4	4.0	4	0
11/07	at Cleveland	p	0	0	0.0	0	0	0	0	0.0	0	0	0	0	0	0	0	0	0	0	0	0	0
11/14	at Pittsburgh	p	0	0	0.0	0	0	0	0	0.0	0	0	0	0	0	0	0	1	2	12	12.0	12	0
11/21	at Indianapolis	p	0	0	0.0	0	0	0	0	0.0	0	0	0	0	0	0	0	0	1	0	0.0	0	0
11/25	at Detroit	p	0	0	0.0	0	0	0	0	0.0	0	0	0	0	0	0	0	3	0	47	15.7	28	0
12/06	at N.Y. Jets	p	0	0	0.0	0	0	0	0	0.0	0	0	0	0	0	0	0	1	0	13	13.0	13	0
12/12	at Chicago	S	0	0	0.0	0	0	0	0	0.0	0	0	0	0	0	0	0	2	0	43	21.5	42	0
12/19	at Green Bay	p	0	0	0.0	0	0	0	0	0.0	0	0	0	0	0	0	0	3	0	11	3.7	7	0
12/26	at Buffalo	p	0	0	0.0	0	0	0	0	0.0	0	0	0	0	0	0	0	0	1	0	0.0	0	0
01/02	at Miami	S	3	72	24.0	40	0	1	13	13.0	13	0	0	0	0	0	0	4	2	112	28.0	94t	1
2010 Totals	15/3	7	86	12.3	40	0	2	14	7.0	13	0	0	0	0	0	0	0	21	6	321	15.3	94t	1
01/16	at N.Y. Jets	S	1	12	12.0	12	0	1	11	11.0	11	0	0	0	0	0	0	2	0	42	21.0	41	0
2010 Postseason	1/1	7	56	8.0	24	2	1	11	11.0	11	0	0	0	0	0	0	0	2	0	42	21.0	41	0
2011	Opponent	P/S	Receiving							Rushing				Kick Returns				Punt Returns					
			No	Yds	Avg	Lg	TD	No	Yds	Avg	Lg	TD	No	Yds	Avg	Lg	TD	No	FC	Yds	Avg	Lg	TD
09/12	at Miami	p	1	9	9.0	9	0	0	0	0.0	0	0	2	65	32.5	37	0	5	0	59	11.8	17	0
09/18	at San Diego	p	0	0	0.0	0	0	0	0	0.0	0	0	2	39	19.5	20	0	0	0	0	0	0	0
09/25	at Buffalo	p	1	5	5.0	5	0	2	3	1.5	2	0	3	63	21.0	29	0	3	1	31	10.3	18	0
10/02	at Oakland	p	1	11	11.0	11	0	1	-1	-1.0	-1	0	2	47	23.5	22	0	1	0	15	15.0	15	0
10/09	at N.Y. Jets									Inactive													
10/16	at Dallas									Inactive													
10/30	at Pittsburgh									Inactive													
11/06	at N.Y. Giants	p	0	2	0.0	2	0	0	0	0.0	0	0	1	22	22.0	22	0	5	2	17	3.4	10	0
11/13	at N.Y. Jets	p	0	0	0.0	0	0	0	0	0.0	0	0	0	0	0	0	0	1	1	16	16.0	16	0
11/21	at Kansas City	p	0	0	0.0	0	0	0	0	0.0	0	0	0	0	0	0	0	2	0	81	40.5	72t	1
11/27	at Philadelphia	p	0	0	0.0	0	0	0	0	0.0	0	0	0	0	0	0	0	2	1	13	6.5	14	0
12/04	at Indianapolis	p	0	0	0.0	0	0	0	0	0.0	0	0	2	48	24.0	27	0	2	1	15	13.0	11	0
12/11	at Washington	p	0	0	0.0	0	0	0	0	0.0	0	0	0	0	0	0	0	2	0	18	9.0	16	0
12/18	at Denver	p	1	7	7.0	7	0	0	0	0.0	0	0	0	0	0	0	0	3	0	23	7.7	14	0
12/24	at Miami	p	0	0	0.0	0	0	0	0	0.0	0	0	0	0	0	0	0	2	1	8	4.0	7	0
01/01	at Buffalo	p	0	0	0.0	0	0	1	6	6.0	6	0	0	0	0	0	0	0	0	0	0	0	0
2010 Totals	13/0	4	34	8.5	11	0	4	8	2.0	7	0	12	284	23.7	37	0	28	7	296	10.6	72t	1	
01/14	at Denver	p	1	11	11.0	11	0	0	0	0.0	0	0	0	0	0	0	0	2	1	28	14.0	15	0
01/22	at Baltimore	p	1	8	8.0	8	0	1	-1	-1.0	-1	-1	0	0	0.0	0	0	2	1	7	3.5	10	0
02/05	at N.Y. Giants	p	0	0	0.0	0	0	0	0	0.0	0	0	3	73	24.3	31	0	0	0	0	0	0	0
2011 Postseason	3/0	2	19	9.5	11	0	1	-1	-1.0	-1	-1	-1	3	73	24.3	31	0	4	2	35	8.8	15	0
2012	Opponent	P/S	Receiving							Rushing				Kick Returns				Punt Returns					
			No	Yds	Avg	Lg	TD	No	Yds	Avg	Lg	TD	No	Yds	Avg	Lg	TD	No	FC	Yds	Avg	Lg	TD
09/09	at Tennessee	p	1	7	7.0	7	0	0	0	0.0	0	0	0	0	0.0	0	0	3	0	27	9.0	14	0
09/16	at Arizona	S	5	50	10.0	17	0	0	0	0.0	0	0	0	0	0.0	0	0	2	1	25	12.5	22	0
09/23	at Baltimore	p	4	28	7.0	15	1	2	-5	-2.5	8	0	0	0	0.0	0	0	1	0	11	11.0	11	0
09/30	at Buffalo									Inactive													
10/07	at Denver									Inactive													
10/14	at Seattle									Inactive													
10/21	at N.Y. Jets	p	2	7	3.5	5	0	0	0	0.0	0	0	1	6	6.0	6	0	0	0	0	0	0	0
10/28	at St. Louis	p	1	8	8.0	8	0	0	0	0.0	0	0	0	0	0.0	0	0	3	0	16	5.3	14	0
11/11	at Buffalo	p	0	0	0.0	0	0	0	0	0.0	0	0	1	32	32.0	32	0	2	0	10	5.0	6	0
11/18	at Indianapolis	S	5	58	11.6	18	1	1	47	47.0	47	0	1	0	0.0	0	0	2	0	117	58.5	68t	1
11/22	at N.Y. Jets	p	2	64	32.0	56t	1	1	3	3.0	3	0	0	0	0.0	0	0	2	0	32	16.0	30	0
12/02	at Miami	S	1	13	13.0	13	0			0	0	0	0	0	0.0	0	0	2	0	25	12.5	15	0
12/10	at Houston																						
12/16	at San Francisco																						



# DANE FLETCHER



# 52

HT: 6-2 WT: 245

Born: 9/14/1986 Exp. (NFL/Patriots): 4/4

GP/GS (Playoffs): 38/5 (6/1) Acq: FA-10

College: Montana State Hometown: Bozeman, Mont.

**LINEBACKER**

## CAREER TRANSACTIONS

Dane Fletcher was signed by the New England Patriots as a rookie free agent on April 29, 2010.

## SEASONAL REVIEWS

### 2013 (15/0, 2/1)

- ★ Appears mainly on special teams and as a reserve linebacker.
- ★ Made a single game career-high three special teams tackles vs. New Orleans (10/13) and stepped in for Jerod Mayo at linebacker after he left the game in the fourth quarter with an injury and did not return.
- ★ Tallied two tackles vs. Miami (10/27), including his first sack of the season for a 7-yard loss.
- ★ Had a key fourth-quarter sack vs. Pittsburgh (11/3) for a 12-yard loss on third down that forced the Steelers to punt. Also posted three tackles.
- ★ Subbed in at linebacker vs. Denver (11/24), had a season-high 10 tackles and forced a crucial third-quarter fumble that was recovered by the Patriots and led to a touchdown.
- ★ Was inactive at Baltimore (12/22).
- ★ Started his first career playoff game vs. Indianapolis (1/11) and posted four tackles.

### 2012 (0/0, 0/0)

- ★ Missed the entire season after being placed on Injured Reserve with a knee injury on Aug. 14, 2012 that he suffered in the first preseason game.

### 2011 (10/5, 3/0)

- ★ Appeared in 10 games with five starts, missing six games due to injury.
- ★ Recorded 37 tackles, a forced fumble, a fumble recovery and five special teams tackles.
- ★ Appeared as a reserve in all three playoff games, including Super Bowl XLVI, compiling seven tackles on defense and one on special teams.
- ★ Started and made a career-high 10 tackles and one special teams tackle at Washington (12/11).
- ★ Made his first career start vs. San Diego (9/18), making four tackles at linebacker and one more on special teams.
- ★ Saw action as a reserve linebacker and made a career playoff-high five tackles in the Divisional Playoff game vs. Denver (1/14).

### 2010 (13/0, 1/0)

- ★ Made the team as a rookie free agent and played in 13 games and the postseason game vs. N.Y. Jets (1/16). Was inactive for the first three games of the season.
- ★ Finished the season with 15 total tackles, two sacks, one interception, two passes defended, one forced

## EXTRA POINTS

- ★ Football was Fletcher's backup plan to hockey until he earned a scholarship to play football at Montana State.
- ★ Fletcher grew up on a farm in Bozeman, Mont. where his parents own a restaurant and bar.
- ★ After his freshman year of high school, he worked masonry 12 hours a day when his parents said he had to get a job.

fumble, one fumble recovery and 11 special teams tackles.

- ★ Successfully converted from a defensive lineman in college to a linebacker in the NFL.
- ★ Played in his first NFL game at Miami (10/4), seeing time on special teams.
- ★ Saw significant time at linebacker at San Diego (10/24), registering three tackles and forced a Chargers fumble at the San Diego 22-yard line that was recovered by Jerod Mayo and helped set up the Patriots' first touchdown of the game. Also saw time on special teams, recovering an onside kick attempt in the first quarter and making one special teams tackle (10/24).
- ★ Recorded his first career sack vs. Green Bay (12/19), dropping Matt Flynn for an eight-yard loss on first down with 1:05 remaining in the game. Two plays later, Tully Banta-Cain sacked Flynn, sealing the Patriots' 31-27 win over the Packers.
- ★ Registered his first career interception in the end zone for a touchback at Buffalo (12/26) on a Ryan Fitzpatrick pass that was tipped by Gary Guyton. Also recovered a fumble in the third quarter and added one sack, two tackles and two special teams tackles in the 34-3 win.

## COLLEGE

- ★ Was the defensive MVP of the Big Sky Conference for Montana State in 2009 after finishing the season with 67 total tackles and seven sacks.
- ★ After redshirting as a freshman in 2005, he played primarily on special teams as a freshman before topping the Big Sky Conference with 19 tackles for loss in 2007 to go along with 51 tackles and three sacks.
- ★ Finished his college career with 67 total tackles, seven sacks and two blocked kicks.

## PERSONAL

- ★ Born Sept. 14, 1986 in Bozeman, Mont.
- ★ Earned "Hawk of the Year" honors after an outstanding career at Bozeman High, and was named first-team all-state linebacker and honorable mention tight end.
- ★ Was also an outstanding hockey player and one of the top defensive catchers in baseball in the state.



# DANE FLETCHER

Pos: DE Ht: 6-2 Wt: 245 Year: 4th Acq: FA-10 College: Montana State Born: 9/14/86

REGULAR SEASON		TACKLES						INTERCEPTIONS					MISCELLANEOUS					
Year	Team	G/S	TT	UT	A	S	Yds	No	Yds	Avg	Lg	TD	PD	FF	FR	Yds	TD	SpT
2010	Patriots	13/0	15	10	5	2.0	8.0	1	0	0.0	0	0	2	1	1	0	0	11
2011	Patriots	10/5	37	25	12	0.0	0.0	0	0	0.0	0	0	0	1	1	0	0	5
2012	Patriots	0/0						Injured Reserve										
2013	Patriots	15/0	19	14	5	2.0	19.0	0	0	0.0	0	0	0	1	0	0	0	15
<b>Totals – 4 Years</b>		<b>38/5</b>	<b>71</b>	<b>49</b>	<b>22</b>	<b>4.0</b>	<b>27.0</b>	<b>1</b>	<b>0</b>	<b>0.0</b>	<b>0</b>	<b>0</b>	<b>2</b>	<b>3</b>	<b>2</b>	<b>0</b>	<b>0</b>	<b>31</b>

POSTSEASON		TACKLES						INTERCEPTIONS					MISCELLANEOUS					
Year	Team	G/S	TT	UT	A	S	Yds	No	Yds	Avg	Lg	TD	PD	FF	FR	Yds	TD	SpT
2010	Patriots	1/0	2	1	1	0.0	0.0	0	0	0.0	0	0	0	0	0	0	0	0
2011	Patriots	3/0	7	4	3	0.0	0.0	0	0	0.0	0	0	0	0	0	0	0	1
2012	Patriots							Injured Reserve										
2013	Patriots	2/1	4	1	3	0.0	0.0	0	0	0.0	0	0	0	0	0	0	0	0
<b>Totals – 3 Years</b>		<b>6/1</b>	<b>9</b>	<b>5</b>	<b>4</b>	<b>0.0</b>	<b>0.0</b>	<b>0</b>	<b>0</b>	<b>0.0</b>	<b>0</b>	<b>0</b>	<b>0</b>	<b>0</b>	<b>0</b>	<b>0</b>	<b>0</b>	<b>1</b>

## FLETCHER'S CAREER GAME-BY-GAME

2010	Opponent	P/S	TT	UT	A	S	Yds	Int	Yds	PD	FF	FR	SpT	2011	Opponent	P/S	TT	UT	A	S	Yds	Int	Yds	PD	FF	FR	SpT
09/12	Cincinnati							Inactive						09/12	at Miami	p	1	0	1	-	-	-	-	-	-	-	-
09/19	at N.Y. Jets							Inactive						09/18	San Diego	S	4	3	1	-	-	-	-	-	-	-	1
09/26	Buffalo							Inactive						09/25	at Buffalo	p	0	0	0	-	-	-	-	-	-	-	-
10/04	at Miami	p	0	0	0	-	-	-	-	-	-	-	-	10/02	at Oakland	p	4	4	0	-	-	-	-	-	-	-	-
10/17	Baltimore	p	1	1	0	-	-	-	-	-	-	-	-	10/09	N.Y. Jets	p	0	0	0	-	-	-	-	-	-	-	1
10/24	at San Diego	p	3	2	1	-	-	-	-	1	-	1	-	10/16	Dallas	p	0	0	0	-	-	-	-	-	-	-	1
10/31	Minnesota	p	0	0	0	-	-	-	-	-	-	-	-	10/30	at Pittsburgh							Inactive					
11/07	at Cleveland	p	0	0	0	-	-	-	-	-	-	-	1	11/06	N.Y. Giants							Inactive					
11/14	at Pittsburgh	p	0	0	0	-	-	-	-	-	-	-	1	11/13	at N.Y. Jets							Inactive					
11/21	Indianapolis	p	0	0	0	-	-	-	-	-	-	-	2	11/21	Kansas City							Inactive					
11/25	at Detroit	p	3	3	0	-	-	-	1	-	-	-	1	11/27	at Philadelphia							Inactive					
12/06	N.Y. Jets	p	0	0	0	-	-	-	-	-	-	-	1	12/04	Indianapolis							Inactive					
12/12	at Chicago	p	1	0	1	-	-	-	-	-	-	-	1	12/11	at Washington	S	10	6	4	-	-	-	-	-	-	-	1
12/19	Green Bay	p	2	2	0	1.0	8.0	-	-	-	-	-	-	12/18	at Denver	S	3	2	1	-	-	-	-	-	-	1	-
12/26	at Buffalo	p	2	2	0	1.0	0.0	1	0	1	-	1	2	12/24	Miami	S	8	4	4	-	-	-	-	-	1	-	1
01/02	Miami	p	3	0	3	-	-	-	-	-	-	-	1	01/01	Buffalo	S	7	6	1	-	-	-	-	-	-	-	-
2010 Totals		13/0	15	10	5	2.0	8.0	0	2	1	1	11	0	2011 Totals		10/5	37	25	12	0.0	0.0	0	0	0	1	1	5
01/16	N.Y. Jets	p	2	1	1	-	-	-	-	-	-	-	-	01/14	Denver	p	5	3	2	-	-	-	-	-	-	-	-
2010 Postseason		1/0	2	1	1	0.0	0.0	0	0	0	0	0	0	01/22	Baltimore	p	2	1	1	-	-	-	-	-	-	-	-
														02/05	N.Y. Giants	p	0	0	0	-	-	-	-	-	-	-	1
														2011 Postseason		3/0	7	4	3	0.0	0.0	0	0	0	0	0	1

2012 Season: Injured Reserve



# STEPHEN GOSTKOWSKI



3

HT: 6-1 WT: 215  
Born: 1/28/1984 Exp. (NFL/Patriots): 8/8  
GP/GS (Playoffs): 120/0 (15/0) Acq: 4b-06 (118th)  
College: Memphis Hometown: Madison, Miss.  
PRO BOWLS

K I C K E R

08 13

## PRONOUNCED gust-OW-ski

### CAREER TRANSACTIONS

Stephen Gostkowski was drafted by the New England Patriots in the fourth round (118th overall) of the 2006 NFL Draft.

### CAREER HIGHLIGHTS

- ★ Gostkowski has hit 204-of-239 career field goal attempts, and his 85.4 percent accuracy rate is the highest in Patriots history and fifth-best in NFL history.
- ★ Finished the 2012 season with a career-high 153 points, falling just two points shy of Gino Cappelletti's team record of 155 set in 1964. Connected on all 66 extra point attempts and 29-of-35 field goals on the year.
- ★ Currently sits in third place on the team's all-time scoring list with 1,023 points. Became the third player in and fastest player in team history to reach 1,000 points.
- ★ He scored over 100 points in each of his first four NFL seasons (103 in 2006, 137 in 2007, 148 in 2008 and 125 in 2009) and in seven of first eight campaigns.
- ★ In 2008, Gostkowski was named to his first career Pro Bowl and also earned a spot on the Associated Press All-Pro First Team.
- ★ Gostkowski set a Patriots single-season record and led the NFL with 36 successful field goals in 2008.
- ★ In 2012, Gostkowski led the NFL with 153 points, the most by a Patriots player since the 1970 AFL-NFL merger and the second highest total in team history (Gino Cappelletti, 155 in 1964).
- ★ Gostkowski connected on 90 percent of his field goal tries in 2008 (36-for-40), tying the second highest single-season field goal percentage in team history.
- ★ Gostkowski set an NFL single-season record with 74 successful PAT kicks in 2007.
- ★ Gostkowski was perfect in the 2006 playoffs, connecting on all eight of his field goals, including a game-winning, 31-yard boot with 1:10 remaining to seal the Patriots' Divisional Playoff victory at San Diego (1/14/07).
- ★ Gostkowski kicked the longest field goal in Patriots playoff history when he nailed a 50-yard boot at San Diego (1/14/07).
- ★ Gostkowski's 54-yard field goal vs. New Orleans (10/13/13) was the longest field goal in his career.

### SEASONAL REVIEWS

#### 2013 (16/0, 2/0)

- ★ Nailed a game-winning 35-yard field goal with :05 left to give the Patriots a 23-21 season-opening win at Buffalo. It was the third game winner of his career. Gostkowski converted both field goal and point after attempts.
- ★ Was 3-of-3 on field goal attempts vs. Tampa Bay

(9/22) including a career-long tying 53-yarder as time expired in the first half. That field goal was the eighth 50-yard conversion of his career, tying Adam Vinatieri for the team record.

- ★ Connected on all three field goal attempts vs. New Orleans (10/13), including a career-long 54-yarder in the third quarter. Gostkowski is now 9-of-12 from 50 yards or more as a member of the Patriots. The nine 50-yard field goals are the most in team history.
- ★ Successfully converted three PATs and two field goal attempts at N.Y. Jets (10/20), including a 44-yard try with 16 seconds left to tie the score and send the game into overtime.
- ★ Extended his streak to 15 straight field goal conversions with his 34-yard field goal in the second quarter and a 48-yard field goal in the third quarter.
- ★ Converted his 17th straight field goal attempt with his 20-yard field goal in the third quarter vs. Pittsburgh (11/3), extending the longest streak of his career.
- ★ Extended his streak to 19 straight field goals at Carolina (11/24) with two successful conversions. The streak is the longest single-season consecutive field goal streak of his career and second-longest in team history, behind Adam Vinatieri, who made 23 straight field goals in 2004. Tied the team record by scoring at least one point in 101 straight games.
- ★ Hit his third career regular season game-winning field goal in overtime vs. Denver (11/24) to cap a Patriots' 34-31 comeback win. Also set a new team record by scoring in his 102nd straight game.
- ★ Connected on a game-winning field goal for the second straight game and fourth time in his regular-season career Houston (12/1). Also became the first Patriots player to kick two 50-yard field goals in the same game with two successful 53-yard attempts. Ended his career streak of 21 straight conversions when he missed a 55-yard attempt in the second quarter. It was the second longest streak in a single season in team history.
- ★ Made his 200th career field goal vs. Cleveland (12/8) and reached 30 field goals in a season for the second time after setting the franchise record with 36 in 2008. Squibbed the first onside kick recovered by the Patriots since 1995 and first that led to a win since 1964 with 1:01 left that led to the game-winning touchdown. Gostkowski's 50-yard field goal in the fourth quarter was 13th in 2013 of 40 or more yards to set a new team mark.
- ★ Became the third player in team history to reach 1,000 points after two extra points in the first quarter at Baltimore (12/22), joining Adam Vinatieri (1,158) and Gino Cappelletti (1,130).
- ★ Set a franchise record after increasing his totals to 158 points vs. Buffalo (12/29), surpassing the 155 total points scored by Gino Cappelletti in 1964. Also led the NFL with 158 points, becoming one of five players

PLAYERS

## EVEN STEPHEN

Since joining the Patriots as a fourth-round draft choice in 2006, Stephen Gostkowski has connected on 85.6 percent of his regular-season field goal attempts (208-for-243), achieving the best field goal percentage in Patriots history.

### PATRIOTS ALL-TIME LEADERS / FIELD GOAL PCT.

(Minimum 50 Attempts)

Player	Years	FGM	FGA	Pct.
Stephen Gostkowski	2006-13	208	243	.856
Adam Vinatieri	1996-05	263	321	.819

### PATRIOTS SINGLE-SEASON LEADERS / FGs MADE

Player	Year	FGM	FGA	Pct.
Stephen Gostkowski	2013	38	31	.927
Stephen Gostkowski	2008	36	40	.900
Tony Franklin	1986	32	41	.780
Adam Vinatieri	2004	31	33	.939
Adam Vinatieri	1998	31	39	.795

### PATRIOTS SINGLE-SEASON LEADERS / FIELD GOAL PCT.

(Minimum 16 Attempts)

Player	Year	FGM	FGA	Pct.
Adam Vinatieri	2004	31	33	.939
Stephen Gostkowski	2013	38	41	.927
Stephen Gostkowski	2008	36	40	.900
Adam Vinatieri	2002	27	30	.900
Stephen Gostkowski	2007	21	24	.875
Adam Vinatieri	1997	25	29	.862

### PATRIOTS SINGLE-SEASON LEADERS / POINTS SCORED

Player	Year	TD	2-PT	FG	PAT	Pts.
Stephen Gostkowski	2013	0	0	38	44	158
Gino Cappelletti	1964	7	1	25	36	155
Stephen Gostkowski	2012	0	0	29	66	153
Stephen Gostkowski	2008	0	0	36	40	148
Gino Cappelletti	1961	8	0	17	48	147
Stephen Gostkowski	2011	0	0	28	59	143
Adam Vinatieri	2004	0	0	31	48	141

in NFL history to lead the league in scoring in three separate seasons. Tied for first in the NFL and broke his own team record with 38 field goals and finished third in the league with 92.7 field goal percentage.

★ Converted all five extra point attempts in the Divisional Playoff vs. Indianapolis (1/11) and was forced into punting duties for the first time in his career after Ryan Allen left in the second quarter with a shoulder injury and did not return. Finished with five punts for 209 yards (41.8 avg).

### 2012 (16/0, 2/0)

★ Finished the 2012 regular season with an NFL best and career-high 153 points, connecting on all 66 extra point attempts and 29-of-35 field goals.

★ Converted two key field goals in the overtime win vs. N.Y. Jets (10/21). The first was a 43-yard field goal to tie the game as time expired in regulation; and the second was a 48-yarder in overtime to give the Patriots a 29-26 lead and the eventual victory.

★ Hit four-of-five field goal attempts vs. Arizona (9/16). Became the first player in Patriots history to connect on two 50-yard field goals in the same game when he drilled a 51-yarder in the third quarter and tied his career long with a 53-yarder in the fourth quarter.

## HONORS & AWARDS

### 2013

AFC Special Teams Player of the Month (October)

### 2009

AFC Special Teams Player of the Week (Wk 9)

### 2008

Pro Bowl

Associated Press All-Pro: First Team  
Pro Football Weekly/PFWA All-NFL Team  
ESPN.com All-Pro Team  
SI.com All-Pro Team  
Sporting News All-Pro Team  
Dallas Morning News All-Pro Team  
Pro Football Weekly/PFWA All-AFC Team  
AFC Special Teams Player of the Month (October)

## GOSTKOWSKI'S SINGLE GAME CAREER HIGHS

### Regular Season

Extra Points Made:	8	vs. Tennessee (10/18/09) at Buffalo (11/18/07) vs. Indianapolis (11/18/12)
Extra Points Att:	8	vs. Tennessee (10/18/09) at Buffalo (11/18/07) vs. Indianapolis (11/18/12)
Field Goals Made:	4	Six times. Most Recent: vs. Arizona (9/16/12)
Field Goals Att.:	4	Five times. Most Recent: vs. Miami (11/8/09) Long: 53 vs. Tampa Bay (9/22/13) vs. Arizona (09/16/12) at Denver (10/11/09)
Points:	17	vs. Arizona (12/21/08)

### 2011 (16/0, 3/0)

★ Played in all 16 games and finished the regular season 59-for-59 on extra points and 28-for-33 on field goal attempts, scoring 143 points, fourth most in team history.

★ Added six special teams tackles.

★ Appeared in all three playoff games, kicking 10 extra points and successfully converting five field goal attempts.

★ Connected on field goals from 36, 37 and a season-long 50 yards, accounting for a season-high 13 points in the 37-16 win at the N.Y. Jets (11/13).

★ Made two special teams tackles at the N.Y. Jets (11/13).

★ Made a touchdown-saving special teams tackle during the third quarter of the Patriots 17-point come-from-behind win vs. Miami (12/24).

★ Made all three field goal attempts from 29, 35 and 24 yards and both extra points in a three-point AFC Championship win vs. Baltimore (1/22).

★ Notched 41 touchbacks on 101 kickoffs.

### 2010 (8/0, 0/0)

★ Played in the first eight games of the season, making 10-of-13 field goal attempts and all 26 of his attempted extra points.

## LEAGUE LEADER

Stephen Gostkowski led the NFL in 2013 with 158 total points, a single-season career-high. His previous best was 153 points in 2012. Gostkowski's total also broke the previous team record of 155 points by Gino Cappelletti in 1964.

### NFL Record for Most Points by a Kicker

166	David Akers (San Francisco) in 2011
164	Gary Anderson (Minnesota) in 1998
163	Jeff Wilkins (St. Louis) in 2003
161	Mark Moseley (Washington) in 1983
<b>158</b>	<b>Stephen Gostkowski (New England) in 2013</b>
157	Mike Vanderjagt (Indianapolis) in 2003
<b>153</b>	<b>Stephen Gostkowski (New England) in 2012</b>

## GOING LONG

Gostkowski is now 12-of-16 from 50 yards or more as a member of the Patriots and has passed Adam Vinatieri for most 50-yard field goals in New England history.

Player	Years	FGM	FGA	Pct.
<b>Stephen Gostkowski</b>	<b>2006-13</b>	<b>12</b>	<b>16</b>	<b>75.0</b>
Adam Vinatieri	1996-2005	8	17	47.1
Tony Franklin	1984-87	3	6	50.0

- ★ Placed on Injured Reserve with a thigh injury on Nov. 10, 2010 after suffering the injury at Cleveland (11/7).
- ★ Nailed a game-winning 35-yard field goal with 1:56 remaining in overtime vs. Baltimore (10/17), marking his first career game-winning overtime field goal in his first career opportunity. Gostkowski also made a 24-yard field goal to tie the game at 20-20 with 1:51 remaining in regulation against the Ravens and a 26-yard field goal in the first quarter.

### 2009 (16/0, 1/0)

- ★ Kicked in all 16 games and connected on 26 of 31 field goals and 47-of-47 extra points for 125 total points.
- ★ Named AFC Special Teams Player of the Week (Week 9 vs. Miami) after tying his career-high with four field goals (30, 38, 34 and 40) in the Patriots' 27-17 victory.
- ★ Went over 100 points on the season with two field goals and two extra points against Carolina (12/13) and finished the season with 125 total points.
- ★ Passed Stanley Morgan (408 points) to move into fifth place on the Patriots' all-time scoring list during the victory vs. Atlanta (9/27) and pushed his totals to 513 total points to move into fourth place. Tied his career-high with four field goals in the win over the Falcons.
- ★ Set a career-long with a 53-yard field goal at Denver (10/11), besting a 52-yard field goal he had vs. Chicago (11/26/06).
- ★ His 47-yard field goal vs. Carolina (12/13) was the 100th field goal of his career.
- ★ Tied a team record with eight extra points vs. Tennessee (10/18).
- ★ Recovered a key fumble in the fourth quarter of the season-opener vs. Buffalo (9/14), diving on a Leodis McKelvin fumble on a kickoff return that was forced by Pierre Woods, giving the Patriots possession at the 31-yard line to help set up the go-ahead touchdown in a come-from-behind 25-24 Patriots win.
- ★ Recorded 21 touchbacks, which was tied for second

## EVEN STEPHEN

Stephen Gostkowski's 85.6 field goal percentage is the fifth-best among NFL kickers all-time.

Player	Years	FGM	FGA	Pct.
Mike Vanderjagt	1998-06	230	266	86.5
Nate Kaeding	2004-12	181	210	86.2
Robbie Gould	2005-13	234	272	86.0
Rob Bironas	2005-13	239	279	85.7
<b>Stephen Gostkowski</b>	<b>2006-13</b>	<b>208</b>	<b>243</b>	<b>85.6</b>
Shayne Graham	2001-13	247	289	85.5
Matt Bryant	2002-13	254	300	84.7
Phil Dawson	1999-13	229	332	84.5

best in the AFC and sixth in the NFL.

### 2008 (16/0)

- ★ Named to the Pro Bowl for the first time in his career in 2008.
- ★ Named to the Associated Press All-Pro First Team.
- ★ Also selected as an All-Pro by ESPN.com, SI.com, *The Sporting News* and *Pro Football Weekly*.
- ★ Named AFC Special Teams Player of the Month for the month of October, when he made 9-of-10 field goal attempts.
- ★ Set a Patriots single-season record and led the NFL with 36 field goals.
- ★ Led the NFL with 148 points, the most by a Patriots player since the 1970 AFL-NFL merger and the second highest total in team history (Gino Cappelletti, 155 in 1964).
- ★ Connected on 90 percent of his field goal tries (36-for-40), tying the second highest single-season field goal percentage in team history.
- ★ Recorded 16 touchbacks.
- ★ With his 33-yard field goal in the Patriots' 13-0 victory over Buffalo on Dec. 28, set a new Patriots record for points in a season since the 1970 AFL-NFL merger with 144 points, topping Adam Vinatieri's mark of 141 points set in 2004.
- ★ While making four-of-four field goal tries against Arizona (12/21), set a Patriots single-season franchise record for the most field goals with his 33rd of the season, breaking Tony Franklin's mark of 32 in 1986.
- ★ Tied a single-game career high with four field goals made and attempted at the N.Y. Jets (9/14) and equaled the mark in a snowstorm against Arizona (12/21).
- ★ Set a single-game career high with 17 points (five extra point attempts and four field goals) against Arizona (12/21).

### 2007 (16/0, 3/0)

- ★ Set an NFL record for extra point attempts while going a perfect 74-for-74.
- ★ Finished with a then career-high 137 points for the

## GOSTKOWSKI'S GAME-WINNERS

Time Left	Distance	Final Score	Opp	Date
3:12, 4th	53	34-31	HOU	12/1/13
1:56, OT	31	34-31	DEN	11/24/13
0:05, 4th	35	23-21	BUF	9/8/13
1:56, OT	35	23-20	BAL	10/17/10
1:10, 4th	31	24-21	SD	1/14/07*

\*Postseason game



**MOST CONSECUTIVE GAMES SCORED****Patriots Record for Most Consecutive Games Scored**

<b>106</b>	<b>Stephen Gostkowski (12/16/07 - present)</b>
101	Adam Vinatieri (11/24/96 - 12/29/02)
101	John Smith (9/28/75 - 10/2/80)

season while successfully making 21-of-24 field goal attempts in 2007.

★ Set career-highs in extra points made and extra points attempted with eight in the Patriots' dominating 56-10 win over the Buffalo Bills (11/18).

★ Tallied a season-high 12 points while going 6-for-6 on extra point attempts and 2-for-2 on field goal attempts at Dallas (10/14).

★ Set career highs in extra points made and attempted by going 8-for-8 in the Patriots' rout of Buffalo (11/18).

★ Tied a season high with 12 points in the season finale at the N.Y. Giants (12/29), kicking through a season high three field goals and knocking in three extra points to finish the season a perfect 74-for-74 in extra point attempts.

★ Connected on all four extra point attempts while making one-of-two field goal tries in the Patriots' win over Jacksonville in the AFC Divisional Playoff (1/12).

**2006 (16/0, 3/0)**

★ Saw action in all 16 regular season contests and three postseason games.

★ Made good on 20-of-26 field goals and 43-of-44 extra point opportunities in his rookie season.

★ Made 18 of his last 21 field goal attempts in the regular season.

★ Finished fifth in the AFC with 12 touchbacks.

★ Connected on his first career NFL field goal from 32 yards out in the Patriots' 19-17 victory over Buffalo (9/10).

★ His 52-yard field goal against the Bears (11/26) was the longest by a Patriots player at Gillette Stadium.

★ Connected on all eight of his field goal attempts in the 2006 postseason.

★ Against Indianapolis (11/5), nailed a 49-yard field goal to cut the Colts' lead to 24-17 in the third quarter.

★ Connected on all four field goal attempts and all of his extra point opportunities against Houston (12/17).

★ Nailed a 48-yard field goal to give the Patriots a 3-0 lead in the second quarter at Jacksonville (12/24).

★ Made good on all three field goal attempts and all four extra point opportunities in the Wild Card Playoff vs. the N.Y. Jets (1/7).

★ Gave the Patriots a 3-0 lead with a 50-yard field goal

**GOSTKOWSKI BREAKS 1,000 POINT BARRIER**

Gostkowski became the third Patriots player to reach 1,000 points scored when he reached the milestone on Dec. 22, 2013 at Baltimore.

**Most Points/Patriots History**

Player	Points
Adam Vinatieri (1996-05)	1,158
Gino Cappelletti (1960-70)	1,130
<b>Stephen Gostkowski</b>	<b>1,023</b>
John Smith	692

**GOSTKOWSKI REACHES 1,000 POINTS EARLY**

Stephen Gostkowski reached the 1,000 point mark in only his 119th career game. He is the only kicker in NFL history to reach 1,000 points in less than 120 games played.

**Kickers to Reach 1,000 Points in Fewest Games:**

Player	Points	Games
<b>Stephen Gostkowski</b>	<b>1,009</b>	<b>119</b>
Mike Vanderjagt	1,004	126
Jason Elam	1,003	132
Ryan Longwell	1,002	136
Jan Stenerud	1,002	136

in the first quarter of the Divisional Playoff game at San Diego (1/14).

★ Connected on his first career game-winning field goal from 31 yards out to give the Patriots a 24-21 lead with 1:10 remaining in the fourth quarter at San Diego (1/14).

★ In the AFC Championship Game at Indianapolis (1/21), gave the Patriots a 31-28 lead with a 28-yard field goal.

in the fourth quarter. Nailed a 43-yard field goal with 3:49 left to play in the game, giving the Patriots a 34-31 lead.

**COLLEGE**

★ Finished his collegiate career placing 13th in NCAA Division 1-A history with 369 points and 14th with 70 successful field goals.

★ His 369 career points set a Memphis record, shattering the old mark of 263 points by Joe Allison (1990-93).

★ Made 70-of-92 field goals during his career, good for a 76.1 percent accuracy rate.

★ Over his final two seasons, made 85.7 percent of his field goal attempts (42-of-49).

★ Holds the top three spots on the Tigers' single-season record list for points scored by a kicker, totaling 101 points in 2003, 108 in 2004 and 101 in 2005.

★ His 44 successful extra points in 2003 topped the old school single-season record of 42 by John Cobb (1949), and his 48 extra points in 2004 broke the previous record of 44, which he had established a year earlier.

**PERSONAL**

★ Stephen Carroll Gostkowski was born the son of Larry and Cindy Gostkowski on Jan. 28, 1984 in Baton Rouge, La.

★ Attended Madison (Miss.) Central High School, where

**38 FGs TIED FOR 5TH MOST IN A SEASON**

Stephen Gostkowski's 38 field goals are tied for fifth most ever in a single season.

**Most Field Goals Made in a Season/NFL**

Player	Field Goals	Season
David Akers (SF)	44	2011
Neil Rackers (ARZ)	40	2005
Olindo Mare (MIA)	39	1999
Jeff Wilkins (STL)	39	2003
<b>Stephen Gostkowski (NE)</b>	<b>38</b>	<b>2013</b>
Justin Tucker (BAL)	38	2013

he lettered for four years in football and soccer and three years in baseball.

- ★ Earned all-state honors in all three sports.
- ★ Completed his prep baseball career with a 16-2 record and a 1.00 ERA, leading Madison Central to the 2002 Mississippi state championship.
- ★ Also holds the school record for the longest field goal at 55 yards.
- ★ Also played baseball at Memphis.
- ★ Supporter of Tufts University's Read by the River.
- ★ Served as an honorary coach in the 2007 BELL Bowl,

a fundraiser at Gillette Stadium to benefit the BELL Foundation.

- ★ In 2008, participated in the United Way of Rhode Island's Hometown Huddle at the East Providence Boys & Girls Club, teaching club members how to incorporate nutrition and fitness into their daily routines.
- ★ Participated in the 2008 Salvation Army Holiday Party at Gillette Stadium with nearly 250 children from the Boston and Providence Salvation Army centers.
- ★ Majored in exercise and sport science at Memphis.
- ★ Stephen and his wife Hallie have two sons, Slayden Kyle and Gannon William.

## STEPHEN GOSTKOWSKI

Pos: K Ht: 6-1 Wt: 215 Year: 8th Acq: D4b-06 (118th) College: Memphis Born: 1/28/84

REGULAR SEASON		FIELD GOALS												PATs		
Year	Team	G	1-29	Pct	30-39	Pct	40-49	Pct	50+	Pct	Overall	Pct	Lg	Made	Att	2-Pt Pts.
2006	Patriots	16	10-11	90.9	7-10	70.0	2-4	50.0	1-1	100.0	20-26	76.9	52	43	44	0 103
2007	Patriots	16	10-10	100.0	8-9	88.9	3-5	60.0	0-0	---	21-24	87.5	45	74	74	0 137
2008	Patriots	16	10-12	83.3	16-16	100.0	9-11	81.8	1-1	100.0	36-40	90.0	50	40	40	0 148
2009	Patriots	16	7-7	100.0	12-13	92.3	5-8	62.5	2-3	66.7	26-31	83.9	53	47	47	0 125
2010	Patriots	8	2-2	100.0	6-7	85.7	2-3	66.7	0-1	0.0	10-13	76.9	43	26	26	0 54
2011	Patriots	16	13-14	92.9	5-6	83.3	9-11	81.8	1-2	50.0	28-33	84.8	50	59	59	0 143
2012	Patriots	16	8-8	100.0	10-12	83.3	9-13	69.2	2-2	100.0	29-35	82.9	53	66	66	0 153
2013	Patriots	16	9-9	100.0	13-13	100.0	11-13	84.6	5-6	83.3	38-41	92.7	54	44	44	0 158
<b>Totals - 8 Years</b>		<b>120</b>	<b>69-73</b>	<b>94.4</b>	<b>77-86</b>	<b>89.5</b>	<b>50-68</b>	<b>73.5</b>	<b>12-16</b>	<b>75.0</b>	<b>208-243</b>	<b>85.6</b>	<b>54</b>	<b>399</b>	<b>400</b>	<b>0 1,023</b>
Special teams fumble recoveries: 2009 (1)																
Additional Statistics: Special teams tackles - Career (24); 2006 (3), 2007 (3), 2008 (2), 2009 (6), 2010 (1), 2011 (6), 2012 (3).																
POSTSEASON		FIELD GOALS												PATs		
Year	Team	G	1-29	Pct	30-39	Pct	40-49	Pct	50+	Pct	Overall	Pct	Lg	Made	Att	2-Pt Pts.
2006	Patriots	3	3-3	100.0	2-2	100.0	2-2	100.0	1-1	100.0	8-8	100.0	50	9	9	0 33
2007	Patriots	3	0-0	---	1-2	50.0	0-0	---	0-0	---	1-2	50.0	50	9	9	0 12
2009	Patriots	1	0-0	0.0	0-0	0.0	0-1	0.0	0-0	0.0	0-1	0.0	0	2	2	0 2
2010	Patriots	0	Injured Reserve													
2011	Patriots	3	4-4	100.0	1-1	100.0	0-0	0.0	0-0	0.0	5-5	100.0	35	10	10	0 25
2012	Patriots	2	1-1	---	2-2	100.0	0-0	---	0-0	---	2-2	100.0	38	6	6	0 11
2013	Patriots	2	0-0	---	0-0	---	1-1	---	0-0	---	1-1	100.0	47	6	6	0 9
<b>Totals - 6 Years</b>		<b>14</b>	<b>8-8</b>	<b>100.0</b>	<b>7-8</b>	<b>87.5</b>	<b>3-4</b>	<b>75.0</b>	<b>1-1</b>	<b>100.0</b>	<b>19-21</b>	<b>90.5</b>	<b>50</b>	<b>42</b>	<b>42</b>	<b>0 99</b>
Additional Postseason Statistics: Special teams tackles - 2012 (1)																

# GOSTKOWSKI'S CAREER GAME-BY-GAME

2006	Opponent	XP	%	FG	B/k	%	PTS FGs (Missed)
09/10	Buffalo	2-2	100%	1-1	0	100%	5 32
09/17	N.Y. Jets	3-3	100%	1-2	1	50%	6 20,(29b)
09/24	Denver	1-1	100%	0-1	1	0%	1 (37b)
10/01	Cincinnati	5-5	100%	1-2	0	50%	8 (48),24
10/08	Miami	2-2	100%	2-2	0	100%	8 31,31
10/22	Buffalo	4-4	100%	0-0	0	--	4 --
10/30	Minnesota	4-4	100%	1-1	0	100%	7 23
11/05	Indianapolis	2-2	100%	2-3	0	67%	8 49,(36),26
11/12	N.Y. Jets	0-0	--	2-2	0	100%	6 31,21
11/19	Green Bay	5-5	100%	0-0	0	--	5 --
11/26	Chicago	2-2	100%	1-1	0	100%	5 52
12/03	Detroit	2-2	100%	2-2	0	100%	8 25,27
12/10	Miami	0-0	--	0-0	0	--	0 --
12/17	Houston	4-4	100%	4-4	0	100%	16 26,32,31,21
12/24	Jacksonville	3-3	100%	1-2	0	50%	6 48,(49)
12/31	Tennessee	4-5	80%	2-3	0	67%	10 28,26,(33)

2006 Totals		43-44	98%	20-26	2	76.9%	103	
01/07	N.Y. Jets	4-4	100%	3-3	2	76.9%	13	20,40,28
01/14 at	San Diego	1-1	100%	3-3	0	100%	10	50,34,31
01/21 at	Indianapolis	4-4	100%	2-2	0	100%	10	28,43

2006 Postseason	9-9	100%	8-8	0	100%	33
-----------------	-----	------	-----	---	------	----

2007	Opponent	XP	%	FG	B/K	%	PTS FGs (Missed)
09/09	N.Y. Jets	5-5	100%	1-1	0	100%	8 22
09/16	San Diego	5-5	100%	1-2	0	50%	8 (41),24
09/23	Buffalo	5-5	100%	1-1	0	100%	8 24
10/01	Cincinnati	4-4	100%	2-2	0	100%	10 31,36
10/07	Cleveland	4-4	100%	2-2	0	100%	10 20,25
10/14	Dallas	6-6	100%	2-2	0	100%	12 45,22
10/21	Miami	7-7	100%	0-0	0	--	7 --
10/28	Washington	7-7	100%	1-1	0	100%	10 36
11/04	Indianapolis	3-3	100%	1-1	0	100%	6 34
11/18	Buffalo	8-8	100%	0-0	0	--	8 --
11/25	Philadelphia	4-4	100%	1-2	0	50%	7 23,(32)
12/03	Baltimore	3-3	100%	2-2	0	100%	9 21,38
12/09	Pittsburgh	4-4	100%	2-3	0	67%	10 (48),42,28
12/16	N.Y. Jets	2-2	100%	2-2	0	100%	8 26,34
12/23	Miami	4-4	100%	0-0	0	--	4 --
12/29	N.Y. Giants	3-3	100%	3-3	0	100%	12 37,45,37
2007 Totals	74-74	100%	21-24	0	87.5%	137	
01/12	Jacksonville	4-4	100%	1-2	0	50%	7 (35),35
01/20	San Diego	3-3	100%	0-0	0	--	3 --
02/03	N.Y. Giants	2-2	100%	0-0	0	--	2 --
2007 Postseason	9-9	100%	1-2	0	50%	12	

2007 Postseason	9-9	100%	1-2	0	50%	12
-----------------	-----	------	-----	---	-----	----

2008	Opponent	XP	%	FG	B/k	%	PTS FGs (Missed)
09/07	Kansas City	2-2	100%	1-1	0	100%	5 37
09/14	N.Y. Jets	1-1	100%	4-4	0	100%	13 21,37,28,27
09/21	Miami	1-1	100%	2-2	0	100%	7 37,44
10/05	San Francisco	3-3	100%	3-3	0	100%	12 35,40,49
10/12	San Diego	1-1	100%	1-2	0	50%	4 (48),47
10/20	Denver	5-5	100%	2-2	0	100%	11 31,40
10/26	St. Louis	2-2	100%	3-3	0	100%	11 30,27,41
11/02	Indianapolis	0-0	0%	3-3	0	100%	9 29,35,25
11/09	Buffalo	2-2	100%	2-3	0	67%	8 32,(49),37
11/13	N.Y. Jets	2-2	100%	3-3	0	100%	11 42,31,47
11/23	Miami	6-6	100%	2-2	0	100%	12 30,30
11/30	Pittsburgh	1-1	100%	1-2	0	50%	4 29,(27)
12/07	Seattle	1-1	100%	3-3	0	100%	10 50,42,27
12/14	Oakland	7-7	100%	0-0	0	0%	7 --
12/21	Arizona	5-5	100%	4-4	0	100%	17 38,35,24,30
12/28	Buffalo	1-1	100%	2-3	0	67%	7 33,(26),23

2008 Totals	40-40	100%	36-40	0	90.0%	148
-------------	-------	------	-------	---	-------	-----

2009	Opponent	XP	%	FG	B/k	%	PTS FGs (Missed)
09/14	Buffalo	1-1	100%	2-3	0	67%	7 (41),20,28
09/20	N.Y. Jets	0-0	--	3-3	0	100%	9 45,25,29
09/27	Atlanta	2-2	100%	4-4	0	100%	14 21,33,22,33
10/04	Baltimore	3-3	100%	2-2	0	100%	9 32,33
10/11	Denver	2-2	100%	1-2	0	50%	5 53,(40)
10/18	Tennessee	8-8	100%	1-2	0	50%	11 (39),33

10/25	Tampa Bay	5-5	100%	0-0	0	--	5 --
11/08	Miami	1-1	100%	4-4	0	100%	13 30,38,34,40
11/15	Indianapolis	4-4	100%	2-2	0	100%	10 31,36
11/22	N.Y. Jets	4-4	100%	1-2	0	50%	7 26,(40)
11/30	New Orleans	2-2	100%	1-2	0	50%	5 36,(50)
12/06	Miami	3-3	100%	0-0	0	--	3 --
12/13	Carolina	2-2	100%	2-2	0	100%	8 48,47
12/20	Buffalo	2-2	100%	1-1	0	100%	5 30
12/27	Jacksonville	5-5	100%	0-0	0	--	5 --
01/03	Houston	3-3	100%	2-2	0	100%	9 51,43

2009 Totals	47-47	100%	26-31 <td>0</td> <td>83.9%</td> <td>125</td>	0	83.9%	125
-------------	-------	------	--	---	-------	-----

01/10	Baltimore	2-2	100%	0-1	0	0%	2 (44)
-------	-----------	-----	------	-----	---	----	--------

2009 Postseason	2-2	100%	0-1	0	0%	2
-----------------	-----	------	-----	---	----	---

2010	Opponent	XP	%	FG	B/k	%	PTS FGs (Missed)
09/12	Cincinnati	5-5	100%	1-3	0	33%	8 32,(47),(56)
09/19	N.Y. Jets	2-2	100%	0-1	0	0%	2 (37)
09/26	Buffalo	5-5	100%	1-1	0	100%	8 43
10/04	Miami	5-5	100%	2-2	0	100%	11 23,30
10/17	Baltimore	2-2	100%	3-3	0	100%	11 38,24,35
10/24	San Diego	2-2	100%	3-3	0	100%	11 40,35,35
10/31	Minnesota	4-4	100%	0-0	0	--	4 --
11/07	Cleveland	1-1	100%	0-0	0	--	1 --

11/14	Pittsburgh	Placed on Injured Reserve 11/10					
-------	------------	---------------------------------	--	--	--	--	--

2010 Totals	26-26	100%	10-13	0	76.9%	56
-------------	-------	------	-------	---	-------	----

2011	Opponent	XP	%	FG	B/k	%	PTS FGs (Missed)
09/12	Miami	5-5	100%	1-2	0	50%	8 (48),20
09/18	San Diego	3-3	100%	2-2	0	100%	9 22,47
09/25	Buffalo	4-4	100%	1-1	0	100%	7 23
10/02	Oakland	4-4	100%	1-1	0	100%	7 44
10/09	N.Y. Jets	3-3	100%	3-3	0	100%	12 44,24,28
10/16	Dallas	2-2	100%	2-2	0	100%	8 31,26
10/30	Pittsburgh	2-2	100%	1-2	0	50%	5 46,(42)
11/06	N.Y. Giants	2-2	100%	2-3	0	67%	8 (27),32,45
11/13	N.Y. Jets	4-4	100%	3-3	0	100%	13 50,36,27
11/21	Kansas City	4-4	100%	2-2	0	100%	10 21,19
11/27	Philadelphia	5-5	100%	1-2	0	50%	8 (39),45
12/04	Indianapolis	4-4	100%	1-1	0	100%	7 39
12/11	Washington	4-4	100%	2-2	0	100%	10 23,24
12/18	Denver	5-5	100%	2-2	0	100%	11 21,34
12/24	Miami	3-3	100%	2-3	0	67%	9 (51),45,42
01/01	Buffalo	5-5	100%	2-2	0	100%	11 47,20

2011 Totals	59-59	100%	28-33	0	84.8%	143
-------------	-------	------	-------	---	-------	-----

01/14	Denver	6-6	100%	1-1	0	100%	9 20
-------	--------	-----	------	-----	---	------	------

01/22	Baltimore	2-2	100%	3-3	0	100%	11 29,35,24
-------	-----------	-----	------	-----	---	------	-------------

02/05	N.Y. Giants	2-2	100%	1-1	0	100%	5 29
-------	-------------	-----	------	-----	---	------	------

2011 Postseason	10-10	100%	5-5	0	100%	25
-----------------	-------	------	-----	---	------	----

2012	Opponent	XP	%	FG	B/k	%	PTS FGs (Missed)
09/09	Tennessee	4-4	100%	2-2	0	100%	10 25,31
09/16	Arizona	0-0	100%	4-5	0	80%	12 46,34,51,53,(42)
09/23	Baltimore	3-3	100%	3-3	0	100%	12 37,49,20
09/30	Buffalo	7-7	100%	1-3	0	33%	10 (49),(42),30
10/07	Denver	4-4	100%	1-1	0	100%	7 23
10/14	Seattle	2-2	100%	3-3	0	100%	11 25,35,35
10/21	N.Y. Jets	3-3	100%	2-2	0	50%	9 43,48
10/28	St. Louis	6-6	100%	1-1	0	67%	9 26
11/11	Buffalo	4-4	100%	3-3	0	100%	13 43,48,27
11/18	Indianapolis	8-8	100%	1-2	0	50%	11 (36),31
11/22	N.Y. Jets	7-7	100%	0-1	0	0%	7 (39)
12/02	Miami	2-2	100%	3-4	0	75%	11 (49),43,32,30
12/10	Houston	6-6	100%	0-0	0	--	6 --
12/16	San Francisco	4-4	100%	2-2	0	100%	10 32,41
12/23	Jacksonville	2-2	100%	3-3	0	67%	11 25,49,38
12/30	Miami	4-4	100%	0-0	0	--	4 --

2012 Totals	66-66	100%	29-35	0	82.9%	153
-------------	-------	------	-------	---	-------	-----

01/13	Houston	5-5	100%	2-2	0	100%	11 37,38
-------	---------	-----	------	-----	---	------	----------

01/20	Baltimore	1-1	100%	2-2	0	100%	7 31,25
-------	-----------	-----	------	-----	---	------	---------

2012 Postseason	6-6	100%	4-4	0	100%	18
-----------------	-----	------	-----	---	------	----



JUSTIN  
GREEN



41

HT: 5-11 WT: 195  
Born: 2/26/1991 Exp. (NFL/Patriots): Rookie  
GP/GS (Playoffs): 2/0 (0/0) Acq: FA-13  
College: Illinois Hometown: Louisville, Ky.

DEFENSIVE BACK

## CAREER TRANSACTIONS

Justin Green was signed by the New England Patriots to the 53-man roster from the practice squad on Dec. 28, 2013 ... Originally signed by New England as a rookie free agent (7/21/13) ... Released by New England (8/31/13) ... Signed by New England to the practice squad (9/1/13) ... Signed by New England to the 53-man roster from the practice squad on (11/23/13) ... Released by New England (11/26/13) ... Signed by New England to the practice squad (11/28/13).

## SEASONAL REVIEWS

2013 (2/0, 0/0)

- ★ Played as a substitute on defense and on special teams in his first NFL game vs. Denver (11/24).
- ★ Played as a reserve in the regular-season finale vs. Buffalo (12/29).
- ★ Was inactive for both playoff games.

## COLLEGE

- ★ Began his college career as a running back, playing in all 12 games in 2009 as a true freshman.
- ★ Finished his first year with 19 rushing attempts for 88 yards and two touchdowns.
- ★ Was moved from running back to defensive back two weeks before the 2010 season opener and started all 13 games at cornerback and finished with 55 total tackles.
- ★ Made 29 starts over his last three seasons, registering 76 total tackles, 13 passes defended, one forced fumble and two fumble recoveries.

## PERSONAL


- ★ Helped lead his high school to the 6A semifinals in 2008.
- ★ Recorded 155 carries for 1,069 yards, while also catching 18 passes for 272 yards as a senior.
- ★ Also had 21 touchdowns his senior season.
- ★ Was also a two-time Kentucky state champion in the 100 meters.
- ★ Brother, Marcus, played defensive line at Ohio State from 2002-05.
- ★ Born on Feb. 26, 1991.

## JUSTIN GREEN

Pos: DB Ht: 5-11 Wt: 195 Year: R Acq: FA-13 College: Illinois Born: 2/26/91

REGULAR SEASON			TACKLES					INTERCEPTIONS					MISCELLANEOUS					
Year	Team	G/S	TT	UT	A	S	Yds	No	Yds	Avg	Lg	TD	PD	FF	FR	Yds	TD	SpT
2013	Patriots	2/0	0	0	0	0.0	0.0	0	0	0.0	0	0	0	0	0	0	0	0
Totals – 1 Year		2/0	0	0	0	0.0	0.0	0	0	0.0	0	0	0	0	0	0	0	0
POSTSEASON			TACKLES					INTERCEPTIONS					MISCELLANEOUS					
Year	Team	G/S	TT	UT	A	S	Yds	No	Yds	Avg	Lg	TD	PD	FF	FR	Yds	TD	SpT
2013	Patriots	0/0	0	0	0	0.0	0.0	0	0	0.0	0	0	0	0	0	0	0	0
Totals – 1 Year		0/0	0	0	0	0.0	0.0	0	0	0.0	0	0	0	0	0	0	0	0





# STEVE GREGORY



# 28

HT: 5-11 WT: 200

Born: 1/8/1983 Exp. (NFL/Patriots): 8/2

GP/GS (Playoffs): 111/54 (11/5) Acq: UFA (SD)-12

College: Syracuse Hometown: Staten Island, N.Y.

**S A F E T Y**

## CAREER TRANSACTIONS

Steve Gregory was signed by the New England Patriots as an unrestricted free agent from San Diego on March 16, 2012 ... Originally signed by San Diego as a rookie free agent (5/8/06) ... Waived by San Diego (9/2/06) ... Signed by San Diego to the practice squad (9/4/06) ... Signed by San Diego to the 53-man roster from the practice squad (9/30/06).

## CAREER HIGHLIGHTS

- ★ Scored his first career touchdown with San Diego in 2011 when he returned an interception 26 yards for a score vs. Buffalo (12/11).
- ★ Had a career-high three takeaways in a single game when he recovered two fumbles, returning one for a touchdown and intercepted a pass in a win at N.Y. Jets (11/22).
- ★ Totaled career-highs in 2009 with 71 tackles, two sacks, six passes defended and two fumble recoveries.
- ★ Registered first career sack in 2009 at Kansas City (10/25) and also recorded an interception.

## SEASONAL REVIEWS

### 2013 (14/11, 2/2)

- ★ Starts at safety alongside Devin McCourty.
- ★ Compiled a season-high nine tackles three different times: at Buffalo (9/8), at Atlanta (9/29) and vs. New Orleans (10/13).
- ★ Made two key stops vs. New Orleans (10/13) on the Saints final drive late in the fourth quarter that led to a punt that gave the ball back to the Patriots for a game-winning drive.
- ★ Tallied seven tackles vs. Pittsburgh (11/3) before leaving in the third quarter with a thumb injury and did not return.
- ★ Was inactive due to injury at Carolina (11/18) and vs. Denver (11/24).
- ★ Returned after missing two games due and posted four tackles at Houston (12/1).

### 2012 (12/12, 2/2)

- ★ Started all 12 regular season games in which he played and accumulated 55 tackles, a career-high three interceptions, defended five passes, recovered two fumbles (returned one for a touchdown) and forced two fumbles.
- ★ Started both playoff games and made 12 tackles and defended one pass.
- ★ Was inactive due to injury at St. Louis (10/28), vs. N.Y. Jets (10/21), at Seattle (10/14) and vs. Denver (10/7).
- ★ Accounted for three turnovers in a 49-19 Thanksgiving Night win at N.Y. Jets (11/22): recovered two fumbles, returned one for a touchdown and intercepted one pass. Also registered six tackles and forced one fumble that was recovered by the Jets.

- ★ Set a single-season career high with his third interception in the win vs. Miami (12/30) that led to a Patriots touchdown. Also finished with three tackles.

- ★ Started his first playoff game as a Patriot and tallied a team-high tying 10 tackles in the win vs. Houston (1/13). Also defended one pass.

- ★ Made two tackles, defended one pass and forced a fumble that was recovered by the Patriots vs. San Francisco (12/16).

- ★ Intercepted his first pass as a Patriot at Baltimore (9/23) and returned it 36 yards deep inside Ravens territory to set up a Patriots touchdown.

### 2011 (15/13 – San Diego)

- ★ Played in 16 games with 13 starts at strong safety and finished with 67 tackles, three passes defended and one interception, which was returned for a touchdown.
- ★ Scored his first career touchdown when he returned an interception 26 yards for a score vs. Buffalo (12/11).

### 2010 (9/9 – San Diego)

- ★ Played and started nine games, finishing with 44 tackles, two passes defended and two interceptions.
- ★ Recorded a season-high 12 tackles vs. Jacksonville (9/19).
- ★ Returned a fourth quarter interception 41 yards in win vs. San Francisco (12/16).

### 2009 (16/6, 1/0 – San Diego)

- ★ Played in 16 games with six starts, totaling career-highs with 71 tackles, two sacks, six passes defended and two fumble recoveries in addition to one interception.
- ★ Registered first career sack at Kansas City (10/25) and also recorded an interception.
- ★ Had two fumble recoveries, including one in the end zone for a touchback and a season-high three passes defended at Denver (11/22).
- ★ Recorded a career-high eight tackles at Dallas (12/13).
- ★ Tipped a pass that led to an interception in Wild Card playoff game vs. Jets (1/17).

### 2008 (15/3, 2/1 – San Diego)

- ★ Played in 15 games, starting three and finished with 36 tackles and four passes defended.

### 2007 (16/0, 3/0 – San Diego)

- ★ Played in all 16 games, totaling 11 tackles, one pass defended and eight special teams tackles.

### 2006 (14/0, 1/0 – San Diego)

- ★ Played in 14 games, finishing with 12 tackles, one pass defended, one fumble recovery and eight special teams tackles.
- ★ Began his rookie season on the practice squad before being signed to the 53-man roster in early September.

★ Had three special teams tackles vs. St. Louis (10/29) and vs. Denver (12/10).

## COLLEGE

- ★ Four-year starter at Syracuse, spending three seasons at cornerback and his junior season at wide receiver.
- ★ Ranks third in school history with 40 career passes defended, including a school-record six vs. North Carolina in 2002.
- ★ Registered 168 tackles, six interceptions and two forced fumbles over his career.
- ★ Had five career blocked kicks, tied for second all-time in school history.
- ★ Named to Freshmen All-America and All-Big East teams after leading the nation with 21 passes defended as a freshman.

## PERSONAL

- ★ Born in Brooklyn, N.Y and was named Newsday and New York Daily News All-City WR at Curtis High School

## EXTRA POINTS

- ★ Gregory's father and stepmother are New York City police officers and both were on duty during the events of September 11, 2001.
- ★ Following his college career, Gregory took the test to enter the police academy. He found out he passed the test on the same day that the Chargers called him to offer a free agent contract.

in Staten Island, N.Y.

- ★ Won the Al Fabbri Award as Staten Island's best player.
- ★ Rushed for a borough-record 2,060 yards as a senior and finished high school career with 51 touchdowns, 184 tackles and five interceptions.
- ★ Majored in finance and marketing.

## STEVE GREGORY

Pos: S Ht: 5-11 Wt: 200 Year: 8th Acq: UFA (SD)-12 College: Syracuse Born: 1/8/83

REGULAR SEASON			TACKLES					INTERCEPTIONS					MISCELLANEOUS					
Year	Team	G/S	TT	UT	A	S	Yds	No	Yds	Avg	Lg	TD	PD	FF	FR	Yds	TD	SpT
2006	Chargers	14/0	12	8	4	0.0	0.0	0	0	0.0	0	0	1	0	1	0	0	8
2007	Chargers	16/0	11	10	1	0.0	0.0	0	0	0.0	0	0	1	0	0	0	0	8
2008	Chargers	15/3	36	31	5	0.0	0.0	0	0	0.0	0	0	4	0	0	0	0	4
2009	Chargers	16/6	71	58	13	2.0	13.0	1	13	13.0	13	0	6	0	2	0	0	3
2010	Chargers	9/9	44	34	10	0.0	0.0	2	41	20.5	41	0	2	0	0	0	0	2
2011	Chargers	15/13	67	56	11	0.0	0.0	1	26	26.0	26	1	3	0	0	0	0	2
2012	Patriots	12/12	55	34	21	0.0	0.0	3	50	16.7	36	0	5	2	2	32	1	0
2013	Patriots	14/11	90	68	22	0.0	0.0	0	0	0.0	0	0	2	0	0	0	0	0
Totals – 8 Years		111/54	386	299	87	2.0	13.0	7	130	18.6	41	1	24	2	5	32	0	27
POSTSEASON			TACKLES					INTERCEPTIONS					MISCELLANEOUS					
Year	Team	G/S	TT	UT	A	S	Yds	No	Yds	Avg	Lg	TD	PD	FF	FR	Yds	TD	SpT
2006	Chargers	1/0	0	0	0	0.0	0.0	0	0	0.0	0	0	0	0	0	0	0	0
2007	Chargers	3/0	0	0	0	0.0	0.0	0	0	0.0	0	0	0	0	0	0	0	0
2008	Chargers	2/1	6	3	3	0.0	0.0	0	0	0.0	0	0	1	0	0	0	0	0
2009	Chargers	1/0	2	2	0	0.0	0.0	0	0	0.0	0	0	2	0	0	0	0	0
2012	Patriots	2/2	12	7	5	0.0	0.0	0	0	0.0	0	0	1	0	0	0	0	0
2013	Patriots	2/2	12	7	5	0.0	0.0	0	0	0.0	0	0	0	0	0	0	0	0
Totals – 6 Years		11/5	32	19	13	0.0	0.0	0	0	0.0	0	0	4	0	0	0	0	0



# CORY GRISSOM



# 67

HT: 6-2 WT: 316

Born: 6/9/1990

Exp. (NFL/Patriots): Rookie Acq: FA-13

College: South Florida Hometown: LaGrange, Ga.

**D E F E N S I V E   L I N E**

## CAREER TRANSACTIONS

Cory Grissom was signed by the New England Patriots as a rookie free agent on May 3, 2013.

## SEASON REVIEWS

**2013 (0/0)**

- ★ Placed on Injured Reserve (8/1).

## COLLEGE

- ★ Appeared in 46 games, with 40 starts over five years, including a redshirt freshmen year, posting 105 tackles, 16½ tackles for loss, five sacks, three passes defended, one forced fumble and one fumble recovery.
- ★ Started the final 37 games of his career and was

named second-team All-Big East as a senior following a campaign in which he tallied 38 tackles, 2½ sacks, seven tackles for loss and two passes defended.

## PERSONAL

- ★ Full first name is Ticory, but goes by Cory.
- ★ Posted 13 sacks, five forced fumbles and two fumble recoveries as a senior at Troup County High School (LaGrange, Ga.).
- ★ Named all-region and won the team award for best defensive lineman in 2007.
- ★ Three-year letter winner in football and lettered in wrestling twice.
- ★ Majored in criminology.



ROB

GRONKOWSKI



87

HT: 6-6 WT: 265

Born: 5/14/1989 Exp. (NFL/Patriots): 4/4  
GP/GS (Playoffs): 50/44 (5/5) Acq: D2A-10 (42nd)

College: Arizona Hometown: Pittsburgh, Pa.

PRO BOWLS

T I G H T E N D



## CAREER TRANSACTIONS

Rob Gronkowski was drafted by the New England Patriots in the second round (42nd overall) of the 2010 NFL Draft.

## CAREER HIGHLIGHTS

- ★ Set an NFL record for receiving yards by a tight end in a single season with 1,327 in 2011.
- ★ Set the NFL all-time record for touchdowns by a tight end in a single season, finishing with 18 (17 receiving, 1 rushing) in 2011.
- ★ Became the first tight end in NFL history with three straight 10-plus touchdown seasons (2010-12).
- ★ Named NFL All-Pro in 2011.
- ★ Earned Pro Bowl selections in 2011 and 2012.
- ★ Finished his rookie season with 10 receiving touchdowns, establishing a record for most touchdown catches by a tight end in Patriots history and most touchdown receptions by a Patriots rookie. Only Mike Ditka (12) had more touchdowns as a rookie tight end in NFL history than Gronkowski's 10.
- ★ Named to the *USA Today* All-Joe Team in 2010.

## SEASONAL REVIEWS

### 2013 (7/6)

- ★ Was inactive for the first six games of the season before being placed in injured reserve with a knee injury on Dec. 9.
- ★ Returned to action at N.Y. Jets (10/20) after missing the first six games of the season; started and led the team with a regular-season career-high tying eight receptions for 114 yards. It was his 10th career 100-yard game, passing Ben Coates to set a new team record.
- ★ Set a new career high with nine receptions and added to his team record with his 11th 100-yard receiving game as a tight end, with 143 yards vs. Pittsburgh (11/3). Also caught his 39th touchdown pass from Brady, tying him with Randy Moss for the most touchdown receptions received from Brady.
- ★ Caught his 40th career touchdown pass from Tom Brady at Carolin (11/18), moving him past Randy Moss for the most touchdown receptions received from Brady.
- ★ Caught seven passes for 90 yards vs. Denver (11/24) including a key touchdown that cut the Broncos' lead to 24-21 in the comeback overtime win.
- ★ Compiled six receptions for 127 yards and a touchdown in his fourth straight game at Houston (12/1).
- ★ Caught two passes for 32 yards vs. Cleveland (12/8) before leaving with a knee injury and did not return.

### 2012 (11/11, 1/1)

- ★ Earned Pro Bowl honors for the second consecutive season.

## EXTRA POINTS

- ★ Rob and his older brothers Chris (DAL, IND, DEN, SD) and Dan (DET, DEN, NE, CLE) are one of just 10 other families to ever have at least three brothers playing in the NFL at the same time.
- ★ Rob and brother Dan were the first brother tight end tandem and only the fourth set of brothers to be on the Patriots active roster together in 2011.
- ★ His father, Gordon, lettered as an offensive guard at Syracuse (1977-81) and his great-grandfather, Ignatius Gronkowski, was a member of the 1924 U.S. Olympic cycling team in Paris.
- ★ Became the first tight end in NFL history with three straight 10-plus touchdown seasons - 2010 (10), 2011 (18), 2012 (11).
- ★ Started all 11 games in which he played and caught 55 passes for 790 yards (14.4 avg) and 11 touchdowns.
- ★ Injured his arm late in the win vs. Indianapolis (11/18), missed the next five games and returned for the regular season finale vs. Miami (12/30).
- ★ Started the Divisional Playoff game vs. Houston but left in the first quarter with an arm injury and did not return.
- ★ Was placed on Injured Reserve with an arm injury on Jan. 17, 2013.
- ★ Was inactive due to injury at Jacksonville (12/23), vs. San Francisco (12/16), vs. Houston (12/10), at Miami (12/2) and at N.Y. Jets (11/22).
- ★ Became the first tight end in NFL history with three straight 10-plus touchdown seasons after catching two TDs in the win vs. Indianapolis (11/18). Caught seven passes for 137 yards (19.6 avg) and two scores for the 12th game of his career with two or more touchdown receptions in a game and his third time doing so in 2012. Left in the fourth quarter with an arm injury.
- ★ Compiled three 100-yard receiving games in 2012:
  - Week 4 vs. Buffalo (104)
  - Week 9 at St. Louis (146)
  - Week 11 vs. Indianapolis (137)
- ★ Also posted three multi-TD performances:
  - Week 7 vs. N.Y. Jets
  - Week 8 at St. Louis
  - Week 11 vs. Indianapolis
- ★ Caught three passes for 31 yards (10.3 avg) and a touchdown in win vs. Buffalo (11/11). Now has at least one touchdown in each of his six career regular season



## NFL SINGLE SEASON TE RECORDS

## RECEIVING YARDS

Player	Yards	Year
<b>Rob Gronkowski</b>	<b>1,327</b>	<b>2011</b>
Jimmy Graham (NO)	1,310	2011
Kellen Winslow (SD)	1,290	1980
Tony Gonzalez (KC)	1,258	2004
Todd Christiansen (OAK)	1,247	1983
Jackie Smith (STL)	1,205	1967
Tony Gonzalez (KC)	1,203	2000
Pete Retzlaff (PHI)	1,190	1965
Ben Coates (NE)	1,174	1994

## TOTAL TOUCHDOWNS

Player	Team	Year	Touchdowns
<b>Rob Gronkowski</b>	<b>NE</b>	<b>2011</b>	<b>18 (17 pass, 1 rush)</b>
Vernon Davis	SF	2009	13 (13 pass)
Antonio Gates	SD	2004	13 (13 pass)

## TOUCHDOWN RECEPTIONS

Player	Team	Year	Touchdowns
<b>Rob Gronkowski</b>	<b>NE</b>	<b>2011</b>	<b>17</b>
Vernon Davis	SF	2009	13
Antonio Gates	SD	2004	13

## TOUCHDOWN RECEPTIONS BY A PATRIOTS TIGHT END

Player	Year	Touchdowns
<b>Rob Gronkowski</b>	<b>2011</b>	<b>17</b>
<b>Rob Gronkowski</b>	<b>2012</b>	<b>11</b>
<b>Rob Gronkowski</b>	<b>2010</b>	<b>10</b>
Ben Coates	1996	9
Ben Coates	1997	8
Ben Coates	1993	8
Russ Francis	1980	8

## RECEIVING YARDS BY A PATRIOTS TIGHT END

Player	Yards	Year
<b>Rob Gronkowski</b>	<b>1,327</b>	<b>2011</b>
Ben Coates	1,174	1994
Ben Coates	915	1995
Aaron Hernandez	910	2011
Marv Cook	808	1991
Don Hasselbeck	808	1981

## MOST GAMES WITH 2+ TD RECEPTIONS/SEASON

8	Randy Moss (Patriots)	2007
<b>7</b>	<b>Rob Gronkowski (Patriots)</b>	<b>2011</b>
7	Cris Carter (Minnesota)	1995
7	Jerry Rice (San Francisco)	1987

games against the Bills, totaling nine scores.

★ Had his most productive game of the season with eight receptions for 146 yards (18.3 avg) and two touchdowns in the win at St. Louis (10/28).

★ Caught six passes for 78 yards (13.0 avg) and two touchdowns in overtime win vs. N.Y. Jets (10/21), marking the 10th game of his career with two or more touchdowns.

## 2011 (16/16, 3/3)

★ Started all 16 games, setting NFL tight end records for receiving yards (1,327), receiving touchdowns (17) and total touchdowns (18).

★ Started all three playoff games including Super Bowl XLVI and caught 17 passes for 258 yards and three touchdowns.

★ Earned several prestigious accolades including Associated Press: First Team All-Pro, *Sports Illustrated*

## ROOKIE TE RECORDS

Gronkowski finished 2010 with 10 touchdowns to establish a record for most touchdown catches by a rookie tight end in Patriots history. He became the first Patriots rookie to ever record three touchdowns in a game (at Pittsburgh, 11/14).

Gronkowski also set a Patriots rookie record for receiving touchdowns in a season.

## MOST TOUCHDOWNS BY A PATRIOTS ROOKIE TIGHT END

PLAYER	TD RECEPTIONS	YEAR
<b>Rob Gronkowski</b>	<b>10</b>	<b>2010</b>
Aaron Hernandez	6	2010
Don Hasselbeck	4	1977
Russ Francis	4	1975

## MOST TOUCHDOWNS BY AN NFL ROOKIE TIGHT END

PLAYER	TD RECEPTIONS	YEAR
Mike Ditka (Chicago)	12	1961
<b>Rob Gronkowski</b>	<b>10</b>	<b>2010</b>
Junior Miller (Atlanta)	9	1980
John Mackey (Baltimore)	7	1963
Raymond Chester (Oakland)	7	1970
Eric Green (Pittsburgh)	7	1990

## MOST TOUCHDOWNS BY A ROOKIE PATRIOTS TIGHT END

PLAYER	TD RECEPTIONS	YEAR
<b>Rob Gronkowski</b>	<b>10</b>	<b>2010</b>
Ben Coates	9	1996

## MOST TOUCHDOWNS BY A TIGHT END IN 2010

Rank	Player	TDs
<b>1t.</b>	<b>Rob Gronkowski (NE)</b>	<b>10</b>
1t.	Antonio Gates (San Diego)	10
1t.	Mercedes Lewis (JAC)	10
4	Jason Witten (DAL)	9
5	Vernon Davis (SF)	7
6t.	Aaron Hernandez (NE)	6
6t.	Tony Gonzalez (ATL)	6

All-Pro, *ProFootball Weekly* All-NFL Team, *The Sporting News* All-Pro, AFC Pro Bowl starter and was named AFC Offensive Player of the Week (Wk. 14 vs. Washington).

★ Caught five passes for 87 yards (17.4 avg.) in a start in the AFC Championship game vs. Baltimore (1/22).

★ Started at tight end and tied an NFL record with three postseason touchdown catches in the Divisional Playoff game vs. Denver (1/14). Registered the Patriots 15th postseason 100-yard receiving game with 145 yards on 10 receptions.

★ Set the NFL all-time record for receiving touchdowns by a tight end in a single season and earned AFC Offensive Player of the Week by catching six passes for a career-high 160 yards (26.7 avg.) and two touchdowns at Washington (12/11).

## GRONKOWSKI'S SINGLE GAME CAREER HIGHS

## Single Game Highs:

Receptions	9 vs. Pittsburgh (11/3/13) 8 Five Times. Most Recent: at N.Y. Jets (10/20/13)
Yards	160 at Washington (12/11/11) 146 at St. Louis (10/28/12) 137 vs. Indianapolis (11/18/12)
Receiving TDs	3 at Pittsburgh (11/14/10)

## HONORS & AWARDS

**2012**

AFC Pro Bowl

**2011**

AFC Pro Bowl

Associated Press All-Pro

Pro Football Weekly All-NFL Team

Sporting News All-Pro

Sports Illustrated All-Pro

AFC Offensive Player of the Week (Wk 14)

**2010**

USA Today All-Joe Team

Pepsi Rookie Player of the Week (Wk. 14 at Chicago)

Pepsi Rookie Player of the Week (Wk. 17 vs. Miami)

★ Joined Dallas Clark, Jimmy Graham, Tony Gonzalez and Todd Christiansen as the only tight ends in NFL history with 90-plus receptions, 1,000-plus yards and 10-plus touchdown receptions in a single season when he caught 90 passes for 1,327 yards and 17 touchdowns.

★ Became the first Patriots tight end to ever score a rushing touchdown and the first in the NFL since Tennessee's Bo Scaife in 2006. He is the first tight end since the 1970 merger to have two receiving touchdowns and a rushing touchdown in the same game.

★ Scored 10 or more touchdowns in back-to-back seasons (10 in 2010; 18 in 2011). Became the second tight end ever to have back to back 10-plus touchdown seasons, joining Antonio Gates (2004-05).

★ Accumulated five 100-yard receiving games.

★ Led the AFC in scoring among non-kickers with 108 points. Finished second in the NFL behind Philadelphia's LeSean McCoy's 120 points. It is the first time in NFL history a tight end has led his conference in points scored.

★ Scored two or more touchdowns in seven games. The seven games with two or more touchdowns is an NFL record for a tight end. Antonio Gates (San Diego in

## FASTEST TO 20 TDS

Gronkowski reached 20 career touchdowns faster than any tight end in NFL history (26 games) with a two-TD performance vs. Kansas City (11/21/11). Pro Football Hall of Fame TE Mike Ditka previously held the record, achieving the feat in 31 games.

## 100-YARD GAMES

### REGULAR SEASON 100-YARD GAMES (10)

DATE	OPPONENT	NO.	YDS	AVG.	LG	TD
1/2/11	vs. Miami	6	102	17.0	28	1
9/25/11	at Buffalo	7	109	15.6	29	2
11/6/11	vs. N.Y. Giants	8	101	12.6	27	1
11/13/11	at N.Y. Jets	8	113	13.1	23	2
12/11/11	at Washington	6	160	26.7	50	2
1/1/12	vs. Buffalo	8	108	13.5	22	2
9/30/12	at Buffalo	5	104	20.8	41	1
10/28/12	at St. Louis	8	146	18.3	32	2
11/18/12	vs. Indianapolis	7	137	19.6	36	2
10/20/13	at N.Y. Jets	8	114	14.3	30	0
11/3/13	vs. Pittsburgh	9	143	15.9	34	1
12/1/13	at Houston	6	127	21.2	50	1

## PATRIOTS RECORDS

Gronkowski caught 17 touchdowns in 2011, giving him 27 career TD catches. His touchdown reception total in 2011 is second most in team history. In just three-plus seasons, Gronkowski has moved into second place on the Patriots all-time list among tight ends.

### RECEIVING TOUCHDOWNS (Career)

Player	Touchdowns	Seasons
Ben Coates	50	1991-99 (9)
<b>Rob Gronkowski</b>	<b>42</b>	<b>2010-13 (4)</b>
Russ Francis	28	1975-80 (6)
Benjamin Watson	20	2004-09 (6)
Aaron Hernandez	18	2010-12 (3)
Daniel Graham	17	2002-06 (5)
Jim Whalen	17	1965-69 (5)

Gronkowski's 17 touchdown receptions in 2011 were second most in Patriots history behind Randy Moss' 23 in 2007.

### TOUCHDOWN RECEPTIONS (Single Seasons)

Player	Year	Touchdowns
Randy Moss	2007	23
<b>Rob Gronkowski</b>	<b>2011</b>	<b>17</b>
Randy Moss	2009	13
Stanley Morgan	1979	12
Randy Moss	2008	11

2004) and Jerry Smith (Washington in 1967) each had four two-touchdown games.

★ Recorded the 13th season in NFL history by a tight end with at least 90 receptions.

★ Strung together a team record six consecutive games with at least one TD.

★ Became the second player in NFL history to rush for a touchdown, catch a touchdown, record a tackle, return and return a kickoff in a season joining Bo Scaife (Tennessee, 2006).

### 2010 (16/11, 1/1)

★ Played in 16 games with 11 starts and finished the season with 42 receptions for 546 yards and 10 touchdowns.

★ Had 10 receiving touchdowns to establish a record for most touchdown catches by a tight end in Patriots history and most touchdown receptions by a Patriots rookie. His 10 touchdowns rank second in NFL history for touchdowns by a rookie tight end. Only Mike Ditka had more touchdowns as a rookie tight end (12).

★ Named to the USA Today All-Joe Team.

## RECORD PRODUCTION

In 2011, Rob Gronkowski joined Dallas Clark, Jimmy Graham, Tony Gonzalez and Todd Christiansen, as the only tight ends in NFL history with 90-plus receptions, 1,000-plus yards and 10-plus touchdown receptions in a single season.

### TIGHT ENDS WITH 90-PLUS RECEPTIONS, 1000-PLUS YARDS AND 10-PLUS TOUCHDOWNS IN A SEASON

PLAYER	RECEPTIONS	YARDS	TDs	YEAR
<b>Rob Gronkowski</b>	<b>90</b>	<b>1,327</b>	<b>17</b>	<b>2011</b>
Jimmy Graham	99	1,310	11	2011
Dallas Clark	100	1,106	10	2009
Tony Gonzalez	96	1,058	10	2008
Todd Christensen	92	1,247	12	1983

## 100-YARD GAMES BY A PATS TE

Gronkowski set a new team mark when he registered his 10th career 100-yard game after finishing with eight receptions for 114 yards at N.Y. Jets (10/20/13). It was his first 100-yard effort in 2013 after three such performances in 2012. In 2011, Gronkowski tied a team mark for a tight end with five 100-yard games. Ben Coates had five 100-yard games in 1994.

### Most 100-yard Games by a Patriots Tight End

Player	100-Yard Games
<b>Rob Gronkowski</b>	<b>12</b>
Ben Coates	9

- ★ Became the fourth Patriots player all-time to record 10 or more touchdown receptions in a season, joining Randy Moss (three times), Stanley Morgan (twice) and Jim Colclough (once).
- ★ His 42 receptions were the second most receptions by a rookie tight end in Patriots history, trailing the 45 that fellow rookie tight end Aaron Hernandez set in 2010. His 546 receiving yards rank third all-time by a Patriots rookie tight end behind Russ Francis' 636 yards in 1975 and Hernandez's 563 yards in 2010.
- ★ Played in and started his first NFL game in the season opener vs. Cincinnati (9/12) and scored his first career touchdown on his first career catch, a 1-yard touchdown pass from Tom Brady in the fourth quarter.
- ★ Became the first Patriots rookie to catch three touchdown passes in a game at Pittsburgh (11/14). He finished with 72 yards on five catches, scoring on a 19-yard touchdown pass from Tom Brady in the first quarter, a 9-yard pass in the third quarter and a 25-yarder in the fourth quarter against the Steelers.
- ★ Posted his second multiple-touchdown game of his career with two touchdowns at Buffalo (12/26).
- ★ Registered his first 100-yard receiving game vs. Miami (1/2), totaling a career-high 102 yards on six receptions, including a career-long 28-yard reception.

## COLLEGE

- ★ Gronkowski became the Wildcats' most dangerous weapon during his short time at Arizona.
- ★ In just 22 games at Arizona, he shattered all of the school's receiving records for tight ends, including career, season and game marks.
- ★ In two seasons at Arizona, Gronkowski registered more receptions, receiving yards, and touchdown catches than any other tight end in school history.
- ★ His 75 receptions and 1,197 yards surpassed previous career records held by Mark Keel.
- ★ Honors and Awards (2009): Named to the Watch Lists for the Maxwell Award (nation's most outstanding player), John Mackey Award (nation's most outstanding tight end), and the Rotary Lombardi Award.
- ★ Missed the entire 2009 season after undergoing back surgery.
- ★ Honors and Awards (2008): First-team All-Pac-10 Conference choice by the league's coaches and media, adding third-team All-American honors from the

## THREE STRAIGHT 10-TD SEASONS

Gronkowski has three straight 10 touchdown seasons (10 in 2010, 18 in 2011 and 11 in 2012). Gronkowski joins Randy Moss (2007, 2008 and 2009) and Corey Dillon (2004, 2005, 2006) as the only Patriots with three straight 10-plus touchdown seasons and three 10-plus touchdown seasons overall.

### CONSECUTIVE 10-PLUS TD SEASONS / PATRIOTS HISTORY

**3 Rob Gronkowski - 2010, 2011, 2012**

3 Randy Moss - 2007, 2008, 2009

3 Corey Dillon - 2004, 2005, 2006

2 BenJarvus Green-Ellis - 2010, 2011

2 Curtis Martin - 1995, 1996

### MOST 10-PLUS TOUCHDOWN SEASONS / PATRIOTS HISTORY

**3 Rob Gronkowski - 2001, 2011, 2012**

3 Randy Moss - 2007, 2008, 2009

3 Corey Dillon - 2004, 2005, 2006

2 BenJarvus Green-Ellis - 2010, 2011

2 Curtis Martin - 1995, 1996

2 Stanley Morgan - 1979, 1986

Associated Press, Named to the Watch List for the John Mackey Award, given annually to the nation's most outstanding tight end. Selected John Mackey Tight End of the Week twice (vs. Washington, at Oregon).

- ★ Set new season records for Arizona tight ends in receptions, receiving yards, and touchdowns as a sophomore.
- ★ Honors and Awards (2007): Freshman All-American selection by *The Sporting News* and *Rivals.com* in 2007, TSN freshman All-Pac-10 Conference and honorable mention All-Pac-10 from the league's coaches.

## PERSONAL

- ★ Born May 14, 1989, the son of Diane and Gordon Gronkowski.
- ★ Has four brothers, Gordie, Dan, Chris, and Glenn.
- ★ His father Gordon owns a string of national fitness retail outlets and lettered as an offensive guard at Syracuse (1977-81).
- ★ Athleticism runs in the family, as brother Gordie was selected in the 49th-round of the 2006 Major League Baseball draft by the Los Angeles Angels.
- ★ Dan played briefly for the Patriots in 2011 and currently plays tight end for Cleveland after a successful four-year career at Maryland (2005-08).
- ★ Chris, was a teammate of Dan's at Maryland before transferring to Arizona, where he was Rob's teammate, playing H-Back for the Wildcats (2008-09).
- ★ His great-grandfather, Ignatius Gronkowski, was a member of the 1924 U.S. Olympic cycling team in Paris.
- ★ Attended Williamsville North High School (Williamsville, N.Y.) for three years before moving to Pennsylvania and enrolling at Woodland Hills High School (Pittsburgh, PA), where he played tight end and defensive end.
- ★ Earned University of Arizona Student-Athlete of the Month honors for April, 2008 as a Pre-Business major.

# ROB GRONKOWSKI

Pos: TE Ht: 6-6 Wt: 265 Year: 4th Acq: D2A-10 (42nd) College: Arizona Born: 5/14/89

## REGULAR SEASON

## RECEIVING

Year	Team	G/S	Rec	Yds	Avg	Lg	TD
2010	Patriots	16/11	42	546	13.0	28	10
2011	Patriots	16/16	90	1,327	14.7	52t	17
2012	Patriots	11/11	55	790	14.4	41	11
2013	Patriots	7/6	39	592	15.2	50	4
<b>Totals - 4 Years</b>		<b>50/44</b>	<b>227</b>	<b>3,255</b>	<b>14.4</b>	<b>52t</b>	<b>42</b>

Additional Statistics: 2011 (2-yard rushing touchdown)

## POSTSEASON

## RECEIVING

Year	Team	G/S	Rec	Yds	Avg	Lg	TD
2010	Patriots	1/1	4	65	16.3	37	0
2011	Patriots	3/3	17	258	15.2	28	3
2012	Patriots	1/1	0	0	0.0	0	0
2013	Patriots			Injured Reserve			
<b>Totals - 3 Years</b>		<b>5/5</b>	<b>21</b>	<b>323</b>	<b>15.4</b>	<b>37</b>	<b>3</b>

## GRONKOWSKI'S CAREER GAME-BY-GAME

2010	Opponent	P/S	No	Yds	Avg	Lg	TD
09/12	Cincinnati	S	1	1	1.0	1	1
09/19	at N.Y. Jets	p	1	14	14.0	14	0
09/26	Buffalo	p	3	43	14.3	21	1
10/04	at Miami	S	1	4	4.0	4	0
10/17	Baltimore	S	1	24	24.0	24	0
10/24	at San Diego	S	2	10	5.0	9	1
10/31	Minnesota	p	1	5	5.0	5	0
11/07	at Cleveland	S	4	47	11.8	22	0
11/14	at Pittsburgh	S	5	72	14.4	25t	3
11/21	Indianapolis	S	1	25	25.0	25	0
11/25	at Detroit	S	5	65	13.0	26	0
12/06	N.Y. Jets	p	1	12	12.0	12	0
12/12	at Chicago	p	5	43	8.6	15	1
12/19	Green Bay	S	1	25	25.0	25	0
12/26	at Buffalo	S	4	54	13.5	23	2
01/02	Miami	S	6	102	17.0	28	1

**2010 Totals** 16/11 42 546 13.0 28 10

01/16 N.Y. Jets S 4 65 16.3 37 0

**2010 Postseason** 1/1 4 65 16.3 37 0

2011	Opponent	P/S	No	Yds	Avg	Lg	TD
09/12	at Miami	S	6	86	14.3	24	1
09/18	San Diego	S	4	86	21.5	30	2
09/25	at Buffalo	S	7	109	15.6	29	2
10/02	at Oakland	S	1	15	15.0	15	0
10/09	N.Y. Jets	S	4	31	7.8	17	0
10/16	Dallas	S	7	74	10.6	20	0
10/30	at Pittsburgh	S	7	94	13.4	23	0
11/06	N.Y. Giants	S	8	101	12.6	27	1
11/13	at N.Y. Jets	S	8	113	14.1	23	2
11/21	Kansas City	S	4	96	24.0	52t	2
11/27	at Philadelphia	S	4	59	14.8	24t	1

12/04	Indianapolis	S	5	64	12.8	21t	2
12/11	at Washington	S	6	160	26.7	50	2
12/18	at Denver	S	4	53	13.3	38	0
12/24	Miami	S	7	78	11.1	22	0
01/01	Buffalo	S	8	108	13.5	22	2
<b>2011 Totals</b>	<b>16/16</b>		<b>90</b>	<b>1,327</b>	<b>14.7</b>	<b>52t</b>	<b>17</b>
01/14	Denver	S	10	145	14.5	28	3
01/22	Baltimore	S	5	87	17.4	23	0
02/05	N.Y. Giants	S	2	26	13.0	20	0
<b>2011 Postseason</b>	<b>3/3</b>		<b>17</b>	<b>258</b>	<b>15.2</b>	<b>28</b>	<b>3</b>

2012	Opponent	P/S	No	Yds	Avg	Lg	TD
09/09	at Tennessee	S	6	60	10.0	28	1
09/16	Arizona	S	6	75	12.5	22	1
09/23	at Baltimore	S	2	21	10.5	12	0
09/30	at Buffalo	S	5	104	20.8	41	1
10/07	Denver	S	4	35	8.8	13	0
10/14	at Seattle	S	6	61	10.2	20	0
10/21	N.Y. Jets	S	6	78	13.0	19	2
10/28	at St. Louis	S	8	146	18.3	32	2
11/11	Buffalo	S	3	31	10.3	24	1
11/18	Indianapolis	S	7	137	19.6	36	2
11/22	at N.Y. Jets			Inactive			
12/02	at Miami			Inactive			
12/10	Houston			Inactive			
12/16	San Francisco			Inactive			
12/23	at Jacksonville			Inactive			
12/30	Miami	S	2	42	21.0	23t	1
<b>2012 Regular Season</b>	<b>11/11</b>		<b>55</b>	<b>790</b>	<b>14.4</b>	<b>41</b>	<b>11</b>
01/13	Houston	S	0	0	0.0	0	0
01/20	Baltimore			Placed on Injured Reserve 1/17/13			
<b>2012 Postseason</b>	<b>1/1</b>		<b>0</b>	<b>0</b>	<b>0.0</b>	<b>0</b>	<b>0</b>





# DURON HARMON



# 30

HT: 6-1 WT: 205  
 Born: 1/24/1991 Exp. (NFL/Patriots): Rookie  
 GP/GS (Playoffs): 15/3 (2/0) Acq: D3b-13 (91st)  
 College: Rutgers Hometown: Magnolia, Del.

**DEFENSIVE BACK**

## CAREER TRANSACTIONS

Duron Harmon was drafted by the New England Patriots in the third round (91st overall) of the 2013 NFL Draft.

## SEASONAL REVIEWS

### 2013 (15/3, 1/0)

- ★ Was inactive at Buffalo (9/8).
- ★ Played in his first NFL game, appearing mainly on special teams vs. N.Y. Jets (9/12). Also registered his first career tackle on defense.
- ★ Intercepted his first career pass vs. Miami (10/27) late in the fourth quarter to help seal the win for New England.
- ★ Came on in relief of Steve Gregory at safety vs. Pittsburgh (11/3) after he left in the third quarter with a thumb injury and did not return. Made four tackles and intercepted a pass for the second straight game,

returning the pick 42 yards that led to a Patriots touchdown two plays later.

- ★ Made his first career start in place of injured Steve Gregory at safety at Carolina (11/18).
- ★ Started his second consecutive game at safety vs. Denver (11/24) and compiled a career-high 11 tackles.

## COLLEGE

- ★ Earned All-Big-East First Team honors as a junior and senior.
- ★ Started 27-of-50 games in his college career.

## PERSONAL

- ★ Born Jan. 24, 1991.
- ★ Majored in labor studies.
- ★ 2008 Gatorade State Player of the Year in Delaware.

## DURON HARMON

Pos: DB Ht: 6-1 Wt: 205 Year: R Acq: D3b-13 (91st) College: Rutgers Born: 1/24/91

REGULAR SEASON			TACKLES						INTERCEPTIONS						MISCELLANEOUS					
Year	Team	G/S	TT	UT	A	S	Yds	No	Yds	Avg	Lg	TD	PD	FF	FR	Yds	TD	SpT		
2013	Patriots	15/3	30	23	7	0.0	0.0	2	44	22.0	42	0	4	0	0	0	0	0		
Totals - 1 Year		15/3	30	23	7	0.0	0.0	2	44	22.0	42	0	4	0	0	0	0	0		
POSTSEASON			TACKLES						INTERCEPTIONS						MISCELLANEOUS					
Year	Team	G/S	TT	UT	A	S	Yds	No	Yds	Avg	Lg	TD	PD	FF	FR	Yds	TD	SpT		
2013	Patriots	2/0	0	0	0	0.0	0.0	0	0	0.0	0	0	0	0	0	0	0	0		
Totals - 1 Year		2/0	0	0	0	0.0	0.0	0	0	0.0	0	0	0	0	0	0	0	0		



MARK  
**HARRISON**



**13**

HT: 6-3 WT: 230

Born: 12/11/1990

Exp. (NFL/Patriots): Rookie Acq: FA-13

College: Rutgers Hometown: Stratford, Conn.

**W I D E R E C E I V E R**

### CAREER TRANSACTIONS

Mark Harrison was signed by the New England Patriots as a rookie free agent on May 20, 2013.

### SEASONAL REVIEWS

**2013 (0/0)**

- ★ Placed on Reserve/NFI List (8/26).

### COLLEGE

★ After appearing in eight games as a true freshman in 2008, he became a three-year starter at wide receiver for Rutgers.

★ He finished his career with 107 receptions for 1,769 yards and 18 touchdowns.

★ As a sophomore in 2010, he had 44 receptions for 829 yards and led the Big East with nine touchdowns.

★ He was voted Offensive Most Valuable Player in 2010.

★ Started in 11 of 13 games in 2012 and finished with 44 receptions for 583 yards and six touchdowns.

### PERSONAL

★ Born Dec. 11, 1990.

★ Was a two-year starter at Bunnell High School in Stratford, Conn.

★ Won two state championships as a sophomore and junior.

★ Senior high school campaign featured 61 receptions for 1,673 yards and 17 touchdowns.

PLAYERS



# DONT'A HIGHTOWER



# 54

HT: 6-3 WT: 260  
Born: 3/12/1990 Exp. (NFL/Patriots): 2/2  
GP/GS (Playoffs): 30/27 (4/4) Acq: D1b-12 (25th)  
College: Alabama Hometown: Lewisburg, Tenn.

LINEBACKER

**PRONOUNCED** don-TAY

## CAREER TRANSACTIONS

Dont'a Hightower was drafted by the New England Patriots in the first round (25th overall) of the 2012 NFL Draft.

## SEASONAL REVIEWS

### 2013 (16/14, 2/2)

- ★ Started and notched his second double-digit tackle game of his career vs. N.Y. Jets (9/12), registering 10 tackles.
- ★ Compiled 11 tackles at Atlanta (9/29).
- ★ Took over defensive play-calling duties after Jerod Mayo was placed on Injured Reserve.
- ★ Registered a career-high 16 tackles at N.Y. Jets (10/20).
- ★ Posted 10 stops vs. Miami (10/27). Also registered his first sack of the season, a 9-yard loss on third down that led to a missed field goal.
- ★ Achieved double-digit tackle totals for the fifth time this season, with 14 tackles vs. Cleveland (12/8). Eclipsed 100 tackles on the season for the first time.
- ★ Posted six tackles at Baltimore (12/22) and defended a first quarter pass that was intercepted by teammate Logan Ryan and led to a Patriots touchdown.
- ★ Led the defense with eight tackles and made his first career interception in the Divisional Playoff vs. Indianapolis (1/11).

### 2012 (14/13, 2/2)

- ★ Earned the starting linebacker job out of training camp and went on to appear in 14 games with 13 starts, compiling 75 tackles, four sacks, three passes defended and two fumble recoveries - one of which he returned for a touchdown in his first NFL game.
- ★ Started both playoff games and accumulated six tackles.
- ★ Finished with four tackles and a key third-quarter fumble recovery on the Patriots' goal line to preserve the shutout in the win vs. Miami (12/30).
- ★ Compiled seven tackles and a key third-down sack in the fourth quarter of the win at Jacksonville (12/23).
- ★ Tallied a career-high 10 tackles and defended one pass vs. San Francisco (12/16).
- ★ Started at linebacker in his first NFL game and returned a fumble caused by a Chandler Jones strip-sack deep in Tennessee territory six yards for a touchdown in the season-opening win at Tennessee (9/9). Also made five tackles including one for a loss.

## EXTRA POINTS

★ Hightower first drew recognition his sophomore year of high school when the team's starting running back quit the team. In the last four games of the season, he rushed for over 1,000 yards and seven touchdowns. After growing to 6 ft 2 prior to his junior year, Hightower was moved to linebacker and tight end. He collected 98 tackles, two sacks, and seven forced fumbles, while at TE, he caught 18 passes for 253 yards and four touchdowns. Having grown to six feet, three inches tall as a senior, Hightower again switched positions, playing defensive end. After recording 168 tackles (14 for loss), five forced fumbles, five interceptions and four fumble recoveries, he was named 3A Mr. Football Lineman of the Year and Defensive Most Valuable Player in 2007.

- ★ Was inactive due to injury at Seattle (10/14) and vs. Denver (10/7).

## COLLEGE

- ★ Was one of two true freshmen to start for the Crimson Tide in 2008 and earned Freshman All-American honors, as he finished fourth on the team with 64 tackles (26 solos) with 2½ stops for loss, a pair of fumble recoveries and one forced fumble.
- ★ Granted a medical redshirt in 2009 after being limited to just four games due to a knee injury.
- ★ Hightower started 42-of-44 games at Alabama - 26 at weak-side linebacker and 16 at middle linebacker.
- ★ Recorded 234 tackles (101 solos), including five sacks for minus 30 yards, 21 stops for losses of 67 yards and 25 quarterback pressures. Also had a pair of forced fumbles, two fumble recoveries, seven pass deflections, a 29-yard interception return and a blocked kick.
- ★ A finalist for the Chuck Bednarik, Butkus and Lombardi Awards, Hightower was a consensus All-American and unanimous All-SEC first-team selection in 2011.

## PERSONAL

- ★ Born Qualin Dont'a Hightower on March 12, 1990.
- ★ General Studies major.

## DONT'A HIGHTOWER

Pos: LB Ht: 6-3 Wt: 260 Year: 2nd Acq: D1b-12 (25th) College: Alabama Born: 3/12/90

REGULAR SEASON			TACKLES					INTERCEPTIONS					MISCELLANEOUS					
Year	Team	G/S	TT	UT	A	S	Yds	No	Yds	Avg	Lg	TD	PD	FF	FR	Yds	TD	SpT
2012	Patriots	14/13	75	51	24	4.0	21.0	0	0	0.0	0	0	3	0	2	6	1	0
2013	Patriots	16/14	137	85	47	1.0	9.0	0	0	0.0	0	0	3	0	0	0	0	0
Totals – 2 Years		30/27	212	136	76	5.0	30.0	0	0	0.0	0	0	6	0	2	6	1	0
POSTSEASON			TACKLES					INTERCEPTIONS					MISCELLANEOUS					
Year	Team	G/S	TT	UT	A	S	Yds	No	Yds	Avg	Lg	TD	PD	FF	FR	Yds	TD	SpT
2012	Patriots	2/2	6	4	2	0.0	0.0	0	0	0.0	0	0	0	0	0	0	0	0
2013	Patriots	2/2	16	10	6	0.0	0.0	1	3	3.0	3	0	1	0	0	0	0	0
Totals – 2 Years		4/4	22	14	8	0.0	0.0	1	3	3.0	3	0	1	0	0	0	0	0

## HIGHTOWER'S CAREER GAME-BY-GAME

2012	Opponent	P/S	TT	UT	A	S	Yds	Int	Yds	PD	FF	FR	SpT													
09/09	Tennessee	S	5	5	0	-	-	-	-	-	1	-	-	11/22	N.Y. Jets	S	4	3	1	1.0	6.0	-	-	-	-	-
09/16	Arizona	S	8	5	3	-	-	-	-	-	-	-	-	12/02	Miami	S	2	1	1	-	-	-	-	-	-	-
09/23	Baltimore	S	6	5	1	-	-	-	-	-	-	-	-	12/10	Houston	S	7	5	2	-	-	-	-	-	-	-
09/30	Buffalo	S	2	2	0	1.0	0.0	-	-	-	-	-	-	12/16	San Francisco	S	10	7	3	-	-	-	1	-	-	-
10/07	Denver													12/23	at Jacksonville	S	7	5	2	1.0	5.0	-	-	1	-	-
10/14	at Seattle													12/30	Miami	S	4	2	2	-	-	-	-	-	1	-
10/21	N.Y. Jets	p	9	6	3	1.0	10.0	-	-	-	-	-	-	2012 Totals												
10/28	St. Louis	S	4	1	3	-	-	-	-	-	-	-	-	01/13	Houston	3	2	1	-	-	-	-	-	-	-	-
11/11	Buffalo	S	5	3	2	-	-	-	-	-	-	-	-	01/20	Baltimore	3	2	1	-	-	-	-	-	-	-	-
11/18	Indianapolis	S	2	1	1	-	-	-	-	1	-	-	-	2012 Postseason												
														6	4	2	0.0	0.0	0	0	0	0	0	0	0	



MICHAEL  
HOOMANAWANUI



47

HT: 6-4 WT: 260

Born: 7/4/1988 Exp. (NFL/Patriots): 4/2

GP/GS (Playoffs): 43/27 (4/3) Acq: FA-12

College: Illinois Hometown: Bloomington, Ill.

TIGHT END

**PRONOUNCED** Ho-oh-mah-nah-wah-noo-wee

### CAREER TRANSACTIONS

Michael Hoomanawanui was signed by the New England Patriots as an unrestricted free agent on April 15, 2013... Originally drafted by St. Louis in the fifth round (132nd overall) of the 2010 NFL Draft ... Released by St. Louis (9/2/12) ... Signed by New England as a free agent (9/5/12).

### SEASONAL REVIEWS

#### 2013 (13/10, 2/2)

- ★ Started and caught one pass for five yards in the season opener at Buffalo (9/8).
- ★ Caught two passes for 31 yards including a season-long 16-yard catch vs. Tampa Bay (9/22).
- ★ Had a career-high 57 receiving yards on four receptions vs. New Orleans (10/13). His 19-yard gain to convert a third-and-18 in the second quarter was the longest gain of the season.
- ★ Caught one pass for two yards at Carolina (11/18) before leaving in the first half with an injury and did not return.

### EXTRA POINTS

- ★ Hoomanawanui is a Hawaiian word which means, 'to be patient.'

- ★ Was inactive due to injury vs. Denver (11/24), at Houston (12/1) and vs. Cleveland (12/8).

- ★ Returned after missing three games due to injury and scored his first touchdown as a Patriot at Miami (12/15) - a 13-yard one-handed catch in the end zone for the score.

- ★ Started in the Divisional Playoff vs. Indianapolis (1/11) and caught his first career playoff pass for 6 yards.

#### 2012 (14/6, 2/1)

- ★ Played in 14 games with six starts, finishing the year with five receptions for 109 yards (21.8 avg). Also appeared in the backfield at fullback in short yardage situations.

- ★ Went to training camp with St. Louis but was released and was signed by New England at the end of the preseason.



- ★ Played in both playoff games, starting the AFC Championship game vs. Baltimore (1/20).
- ★ Was inactive due to injury at Seattle (10/14) and vs. Denver (10/7).
- ★ Started and caught one pass for a career-long 41 yards to help set up a Patriots touchdown in the loss vs. San Francisco (12/16).
- ★ Made his first start in a Patriots uniform in a three tight end set and caught one pass for four yards at Baltimore (9/23).
- ★ Limited to just eight games as a rookie due to various injuries throughout the year.
- ★ Made his NFL debut vs. Arizona (9/12).
- ★ Caught touchdown passes at Tampa Bay (10/24), vs. Atlanta (11/21) and at Denver (11/28).
- ★ Posted career-highs in catches and yards with four catches for 44 yards vs. Atlanta (11/21).

### COLLEGE

- ★ Played in 38 games at Illinois, catching 40 passes for 490 yards (12.3 avg) and four touchdowns.
- ★ Named a 2009 Mackey Award Candidate.

### PERSONAL

- ★ Named first-team all-state at tight end at Central Catholic High School (Bloomington, Ill.).
- ★ Father, Isy, played football at Illinois State.
- ★ Majored in sport management at Illinois.

### 2011 (8/8 – St. Louis)

- ★ Started eight games and recorded seven catches for 146 yards (20.9 avg) and three touchdowns.
- ★ Limited to just eight games due to various injuries throughout the year.

### 2010 (8/3 – St. Louis)

- ★ Played in eight games with three starts and recorded 13 catches for 146 yards and three touchdowns.

## MICHAEL HOOMANAWANUI

Pos: TE Ht: 6-4 Wt: 260 Year: 4th Acq: FA-12 College: Illinois Born: 7/4/88

REGULAR SEASON			RECEIVING					RUSHING				
Year	Team	G/S	Rec	Yds	Avg	Lg	TD	NO	Yds	Avg	Lg	TD
2010	Rams	8/3	13	146	11.2	36t	3	0	0	0.0	0	0
2011	Rams	8/8	7	83	11.9	27	0	0	0	0.0	0	0
2012	Patriots	14/6	5	109	21.8	41	0	0	0	0.0	0	0
2013	Patriots	13/10	12	136	11.3	19	1	0	0	0.0	0	0
<b>Totals – 4 Years</b>		<b>43/27</b>	<b>37</b>	<b>474</b>	<b>12.8</b>	<b>41</b>	<b>4</b>	<b>0</b>	<b>0</b>	<b>0.0</b>	<b>0</b>	<b>0</b>
POSTSEASON			RECEIVING					RUSHING				
Year	Team	G/S	Rec	Yds	Avg	Lg	TD	NO	Yds	Avg	Lg	TD
2012	Patriots	2/1	0	0	0.0	0	0	0	0	0.0	0	0
2013	Patriots	2/2	3	39	13.0	18	0	0	0	0.0	0	0
<b>Totals – 2 Years</b>		<b>4/3</b>	<b>3</b>	<b>39</b>	<b>13.0</b>	<b>18</b>	<b>0</b>	<b>0</b>	<b>0</b>	<b>0.0</b>	<b>0</b>	<b>0</b>

# HOUMANAWANUI'S CAREER GAME-BY-GAME

2010	Opponent	P/S	Receiving					Rushing				
			No	Yds	Avg	Lg	TD	No	Yds	Avg	Lg	TD
09/12	Arizona	p	1	8	8.0	8	0	0	0	0.0	0	0
09/19 at	Oakland				Inactive					Inactive		
09/26	Washington				Inactive					Inactive		
10/03	Seattle				Inactive					Inactive		
10/10 at	Detroit				Inactive					Inactive		
10/17	San Diego	p	1	5	5.0	5	0	0	0	0.0	0	0
10/24 at	Tampa Bay	p	2	12	6.0	10	1	0	0	0.0	0	0
10/31	Carolina	S	2	19	9.5	15	0	0	0	0.0	0	0
11/14 at	San Francisco	p	2	20	8.0	16	0	0	0	0.0	0	0
11/21	Atlanta	S	4	46	11.5	25t	1	0	0	0.0	0	0
11/28 at	Denver	S	1	36	36.0	36t	1	0	0	0.0	0	0
12/05 at	Arizona				Inactive					Inactive		
12/12 at	New Orleans				Inactive					Inactive		
12/19	Kansas City				Inactive					Inactive		
12/26	San Francisco				Inactive					Inactive		
01/02 at	Seattle	p	0	0	0.0	0	0	0	0	0.0	0	0
2010 Totals			8/3	13	146	11.3	36t	3	0	0	0.0	0
2011	Opponent	P/S	Receiving					Rushing				
			No	Yds	Avg	Lg	TD	No	Yds	Avg	Lg	TD
09/11	Philadelphia				Inactive					Inactive		
09/19 at	N.Y. Giants	S	1	8	8.0	8	0	0	0	0.0	0	0
09/25	Baltimore	S	1	10	10.0	10	0	0	0	0.0	0	0
10/02	Washington	S	0	0	0.0	0	0	0	0	0.0	0	0
10/16 at	Green Bay	S	0	0	0.0	0	0	0	0	0.0	0	0
10/23 at	Dallas	S	3	44	14.7	27	0	0	0	0.0	0	0
10/30	New Orleans	S	0	0	0.0	0	0	0	0	0.0	0	0
11/06 at	Arizona	S	0	0	0.0	0	0	0	0	0.0	0	0
11/13 at	Cleveland	S	2	21	10.5	15	0	0	0	0.0	0	0
11/20	Seattle				Placed on Injured Reserve 11/14/11							
11/27	Arizona											
12/04 at	San Francisco											
12/12 at	Seattle											
12/18	Cincinnati											
12/24 at	Pittsburgh											
01/01	San Francisco											
2011 Totals			8/8	7	83	11.9	27	0	0	0	0.0	0
2012	Opponent	P/S	Receiving					Rushing				
			No	Yds	Avg	Lg	TD	No	Yds	Avg	Lg	TD
09/09 at	Tennessee	p	0	0	0.0	0	0	0	0	0.0	0	0
09/16	Arizona	p	0	0	0.0	0	0	0	0	0.0	0	0
09/23 at	Baltimore	S	1	4	4.0	4	0	0	0	0.0	0	0
09/30 at	Buffalo	S	0	0	0.0	0	0	0	0	0.0	0	0
10/07	Denver				Inactive							
10/14 at	Seattle				Inactive							
10/21	N.Y. Jets	p	0	0	0.0	0	0	0	0	0.0	0	0
10/28 at	St. Louis	p	1	18	18.0	18	0	0	0	0.0	0	0
11/11	Buffalo	S	0	0	0.0	0	0	0	0	0.0	0	0
11/18	Indianapolis	p	0	0	0.0	0	0	0	0	0.0	0	0
11/22 at	N.Y. Jets	p	0	0	0.0	0	0	0	0	0.0	0	0
12/02 at	Miami	p	0	0	0.0	0	0	0	0	0.0	0	0
12/10	Houston	S	0	0	0.0	0	0	0	0	0.0	0	0
12/16	San Francisco	S	1	41	41.0	41	0	0	0	0.0	0	0
12/23 at	Jacksonville	S	2	46	23.0	32	0	0	0	0.0	0	0
12/30	Miami	p	0	0	0.0	0	0	0	0	0.0	0	0
2012 Totals			14/6	5	109	21.8	41	0	0	0	0.0	0
01/13	Houston	p	0	0	0.0	0	0	0	0	0.0	0	0
01/20	Baltimore	S	0	0	0.0	0	0	0	0	0.0	0	0
2012 Postseason			2/1	0	0	0.0	0	0	0	0.0	0	0



# CHANDLER JONES



# 95

HT: 6-5 WT: 265  
 Born: 2/27/1990 Exp. (NFL/Patriots): 2/2  
 GP/GS (Playoffs): 30/29 (4/3) Acq: D1a (21st)  
 College: Syracuse Hometown: Endicott, N.Y.

DEFENSIVE END

## CAREER TRANSACTIONS

Chandler Jones was drafted by the New England Patriots in the first round (21st overall) of the 2012 NFL Draft.

## SEASONAL REVIEWS

### 2013 (16/16, 2/2)

- ★ Started and registered two sacks for a combined 16-yards vs. N.Y. Jets (9/12). It was the second two-sack performance of his career.
- ★ Was in on multiple sacks for the second straight game, combining on two ½ sacks for 4½ yards lost vs. Tampa Bay (9/22).
- ★ Accumulated a season-high eight tackles including a sack for a 6-yard loss vs. New Orleans (10/13).
- ★ Had two sacks and a career-high 11 tackles at N.Y. Jets (10/20), setting a career-high with 6½ sacks for the season after totalling six sacks during his 2012 rookie campaign. Became the first Patriots player with five-plus sack seasons in his first two NFL seasons since Chris Slade in 1993 (9.0) and 1994 (9.5).
- ★ Blocked a 39-yard field goal attempt vs. Miami (10/27) with 2:51 remaining to help thwart a Dolphins comeback attempt. It was the first blocked field goal since Oct. 4, 2010, also against Miami. Also made seven tackles.
- ★ Compiled six tackles and his third two-sack game of the season vs. Pittsburgh (11/3).
- ★ Registered four tackles and his third straight game with a sack vs. Denver (11/24), a 10-yard sack of Peyton Manning in the first quarter. Now has 10½ sacks on the season, marking the 15th time in team history a Patriot has compiled double-digit sacks in a single year.
- ★ Named AFC Defensive Player of the Month for November after he registered 16 total tackles and four sacks in the team's three November games to push his season total to 10 ½ sacks for the year.
- ★ Scored the first touchdown of his career at Baltimore (12/22) after an errant shotgun snap squibbed into the end zone and Jones pounced on the loose ball for the score. Also had two tackles.
- ★ Jones' 11½ sacks in 2013 fourth-most in team history, tied for third most in the AFC and seventh overall in the NFL.

### 2012 (14/13, 2/1)

- ★ Earned the starting job at right end out of training camp and went on to start 13 of the 14 games he played in, making 48 tackles, six sacks, forced three fumbles and five passes defended.
- ★ Played in both playoff games with one start vs. Houston (1/13) and made two tackles.
- ★ Won NFL Rookie of the Month for September after finishing the month with 19 tackles, three sacks and two forced fumbles. Jones' three sacks were the most

## HONORS & AWARDS

### 2012

NFL Rookie of the Month (September)

### 2013

AFC Defensive Player of the Month (November)

by a Patriots rookie through the first four games since 1993 (Chris Slade, five). Joined Jerod Mayo (October of 2008) as the only Patriots to be named NFL Defensive Rookie of the Month.

- ★ Sustained an ankle injury in the first quarter of Patriots win vs. Indianapolis (11/18) and did not return.
- ★ Was inactive due to injury at Miami (12/2) and at N.Y. Jets (11/22).
- ★ Picked up his sixth sack of the year, had four tackles and defended one pass in won at St. Louis (10/28).
- ★ Had a season-high nine tackles and the first two-sack game of his career, including a forced fumble that was recovered by the Patriots at Seattle (10/14).
- ★ Started and registered five tackles vs. Arizona (9/16). Also forced a fumble in the second quarter that was recovered by Tavon Wilson.
- ★ Started at defensive end in his first NFL game and recorded six tackles including a strip sack fumble that was recovered by the Dont'a Hightower and returned for a score in the season-opening win at Tennessee (9/9).

## COLLEGE

- ★ All-Big East First Team selection as a senior in 2011.
- ★ All-Big East Second Team selection as a junior in 2010.
- ★ Earned three letters.
- ★ Phil Steele's All-Big East Third Team selection as a junior.
- ★ Member of the 2010 Spring Athletic Director's Honor Roll.
- ★ Against West Virginia as a senior, earned Big East Defensive Player of the Week honors after recording six solo tackles, including two sacks for a loss of 19 yards, and broke up a pass.

## PERSONAL

- ★ Son of Camille and Arthur Jones.
- ★ Has two brothers, including Arthur, a fifth-round NFL Draft selection by the Baltimore Ravens in 2010, who was a Syracuse defensive tackle, and Jon "Bones" Jones, a UFC fighter.
- ★ Majored in child and family studies in the David B. Falk College of Sport and Human Dynamics.
- ★ Born in February 27, 1990, in Rochester, N.Y.

# CHANDLER JONES


Pos: DE Ht: 6-5 Wt: 265 Year: 2nd Acq: D1a-12 (21st) College: Syracuse Born: 2/27/90

REGULAR SEASON			TACKLES					INTERCEPTIONS					MISCELLANEOUS					
Year	Team	G/S	TT	UT	A	S	Yds	No	Yds	Avg	Lg	TD	PD	FF	FR	Yds	TD	SpT
2012	Patriots	14/13	48	24	24	6.0	33.0	0	0	0.0	0	0	5	3	0	0	0	0
2013	Patriots	16/16	82	58	24	11.5	73.5	0	0	0.0	0	0	0	1	1	0	0	0
Totals – 2 Years		30/29	130	82	48	17.5	106.5	0	0	0.0	0	0	5	4	1	0	0	0
POSTSEASON			TACKLES					INTERCEPTIONS					MISCELLANEOUS					
Year	Team	G/S	TT	UT	A	S	Yds	No	Yds	Avg	Lg	TD	PD	FF	FR	Yds	TD	SpT
2012	Patriots	2/1	2	1	1	0.0	0.0	0	0	0.0	0	0	0	0	0	0	0	0
2013	Patriots	2/2	3	2	1	0.0	0.0	0	0	0.0	0	0	0	0	0	0	0	0
Totals – 2 Years		4/3	5	3	2	0.0	0.0	0	0	0.0	0	0	0	0	0	0	0	0

## JONES' CAREER GAME-BY-GAME

2012	Opponent	P/S	TT	UT	A	S	Yds	Int	Yds	PD	FF	FR	SpT	11/22 at N.Y. Jets	Inactive
09/09 at Tennessee	S	6	4	2	1.0	1.0	-	-	-	1	-	-	-	12/02 at Miami	Inactive
09/16 Arizona	S	5	1	4	1.0	0.0	-	-	-	1	-	-	-	12/10 Houston	p 1 1 0 - - - 1 - - -
09/23 at Baltimore	S	2	0	2	-	-	-	-	-	-	-	-	-	12/16 San Francisco	S 2 2 0 - - - - - - -
09/30 at Buffalo	S	6	2	4	1.0	5.0	-	-	-	-	-	-	-	12/23 at Jacksonville	S 0 0 0 - - - - - - -
10/07 Denver	S	1	0	1	-	-	-	-	1	-	-	-	-	12/30 Miami	S 6 3 3 - - - - 2 - - -
10/14 at Seattle	S	9	7	2	2.0	10.0	-	-	-	1	-	-	-	2012 Totals	14/13 48 24 24 6.0 33.0 0 0 5 3 0 0
10/21 N.Y. Jets	S	4	2	2	-	-	-	-	-	-	-	-	-	01/13 Houston	S 2 1 1 - - - - - - -
10/28 at St. Louis	S	4	2	2	1.0	17.0	-	-	1	-	-	-	-	01/20 Baltimore	p 0 0 0 - - - - - - -
11/11 Buffalo	S	2	0	2	-	-	-	-	-	-	-	-	-	2012 Postseason	2/1 2 1 1 0.0 0.0 0 0 0 0 0 0
11/18 Indianapolis	S	0	0	0	-	-	-	-	-	-	-	-	-		





# CHRIS JONES



**94**

HT: 6-2 WT: 309

Born: 7/12/1990 Exp. (NFL/Patriots): Rookie  
GP/GS (Playoffs): 13/11 (2/2) Acq: CW (TB)-13  
College: Bowling Green Hometown: Brownsburg, Ind.

**DEFENSIVE TACKLE**

## CAREER TRANSACTIONS

Chris Jones was claimed off waivers and awarded to the New England Patriots from the Tampa Bay Buccaneers on Sept. 11, 2013 ... Originally drafted by Houston in the sixth round (198th overall) of the 2013 NFL Draft ... Released by Houston (8/31/13) ... Claimed off waivers and awarded to Tampa Bay from Houston (9/1/13) ... Released by Tampa Bay (9/10/13).

## SEASONAL REVIEWS

### 2013 (0/0 - Tampa Bay)

- ★ Went to training camp with Houston after being drafted by the Texans in the sixth round of the 2013 NFL Draft.
- ★ Was released by Houston on Aug. 31 and claimed off waivers by Tampa Bay.
- ★ Was inactive for Tampa Bay's season opening win at the New York Jets on Sept. 8.
- ★ Was released by Tampa Bay on Sept. 10.

### 2013 (13/11, 2/2 - New England)

- ★ Was claimed by New England off waivers from Tampa Bay on Sept. 11.
- ★ Was inactive vs. N.Y. Jets (9/12) and vs. Tampa Bay (9/22).
- ★ Played in his first NFL game at Atlanta (9/29) and made one tackle.
- ★ Compiled four tackles, including 1½ sacks for a combined 13 yards at Cincinnati (10/6), the first quarterback takedowns of his career.
- ★ Made his first NFL start at defensive tackle at New Orleans (10/13) and made four tackles.

★ Registered his first NFL two-sack game at N.Y. Jets (10/20) and nine tackles.

★ Compiled seven tackles and a 1½ sacks vs. Miami (10/27). Jones leads all rookies with five sacks.

★ Posted the first double-digit tackle game of his career with a 10-tackle effort vs. Denver (11/24).

★ Finished his rookie year with six sacks, the highest total for all AFC rookies and second highest amongst rookies across the league.

★ Started his first playoff game vs. Indianapolis (1/11) and posted four tackles including his first postseason sack.

## COLLEGE

★ Played in 50 games, making 43 consecutive starts at Bowling Green.

★ Was a three-time All-MAC performer with 157 career tackles, 28 sacks, six forced fumbles and five fumble recoveries.

★ Was named a team captain in 2011 and 2012.

★ Played and started all 13 games as a senior in 2012 and finished third in the nation with 12½ sacks.

★ Was named the MAC Defensive Player of the Year in 2012.

★ Played in 13 games with six starts as a true freshman in 2009.

## PERSONAL

★ A 2009 graduate of Brownsburg (Ind.) High School.


★ Earned all-state honors as a senior, recording seven sacks.

★ Born July 12, 1990 in Brownsburg, Ind.

## CHRIS JONES

Pos: DT Ht: 6-2 Wt: 309 Year: R Acq: CW (TB)-13 College: Bowling Green Born: 7/12/90

REGULAR SEASON		TACKLES						INTERCEPTIONS					MISCELLANEOUS					
Year	Team	G/S	TT	UT	A	S	Yds	No	Yds	Avg	Lg	TD	PD	FF	FR	Yds	TD	SpT
2013	Patriots	13/11	56	39	17	6.0	42.0	0	0	0.0	0	0	0	0	0	0	0	0
Totals – 1 Year		13/11	56	39	17	6.0	42.0	0	0	0.0	0	0	0	0	0	0	0	0
POSTSEASON		TACKLES						INTERCEPTIONS					MISCELLANEOUS					
Year	Team	G/S	TT	UT	A	S	Yds	No	Yds	Avg	Lg	TD	PD	FF	FR	Yds	TD	SpT
2013	Patriots	2/2	7	5	2	1.0	5.0	0	0	0.0	0	0	0	0	0	0	0	0
Totals – 1 Year		2/2	7	5	2	1.0	5.0	0	0	0.0	0	0	0	0	0	0	0	0



# TOMMY KELLY



# 93

HT: 6-6 WT: 310  
 Born: 12/27/1980 Exp. (NFL/Patriots): 10/1  
 GP/GS (Playoffs): 134/122 (0/0) Acq: FA-13  
 College: Mississippi State Hometown: Jackson, Miss.

## DEFENSIVE LINE

### CAREER TRANSACTIONS

Tommy Kelly was signed by the New England Patriots as a free agent on April 10, 2013 ... Originally signed by Oakland as a rookie free agent (4/30/04) ... Released by Oakland (3/27/13).

### CAREER HIGHLIGHTS

★ Enters 2013 with a streak of 80 consecutive starts on the defensive line after starting all 16 games for the last five seasons.

★ Had a career day at Minnesota (11/20/11), intercepting Christian Ponder in the third quarter for his first career interception and posting two sacks and two pass deflections.

★ Has started at both defensive tackle and defensive end during his career.

### SEASONAL REVIEWS

#### 2013 (5/5)

★ Started along the defensive line and recovered a first-quarter fumble that led to a Patriots touchdown in the season opener at Buffalo (9/8).

★ Started and registered his first sack as a Patriot for a 3-yard loss vs. N.Y. Jets (9/12).

★ Made three tackles and a registered a ½ sack for a 3½ yards vs. Tampa Bay (9/22).

★ Compiled three tackles and a sack for an 8-yard loss at Cincinnati (10/6). Left the game in the fourth quarter with a knee injury and did not return.

★ Was inactive due to injury vs. New Orleans (10/13), at N.Y. Jets (10/20) and vs. Miami (10/27).

★ Placed on Injured Reserve with a knee injury on Nov 2, 2013.

#### 2012 (16/16 – Oakland)

★ Started all 16 games for the fifth consecutive season, bringing his consecutive starts streak to 80 games.

★ Posted 45 tackles, one sack and one fumble recovery.

★ Recovered a fumble in a win at Kansas City (10/28).

#### 2011 (16/16 – Oakland)

★ Started all 16 games and led the team with a career-high 7½ sacks, recorded his first career interception and posted 41 tackles, five passes defended and two forced fumbles.

★ Played in his 100th career game vs. New York Jets, and shared a nine-yard sack with Jarvis Moss.

★ Had a career day at Minnesota (11/20), intercepting Christian Ponder in the third quarter for his first career interception and posting two sacks and two pass deflections.

#### 2010 (16/16 – Oakland)

★ Started all 16 games, posting 50 tackles and seven sacks, including a career-high five straight games with at least a ½ sack.

★ Began his streak with a half sack vs. San Diego (10/10), posted one sack each at San Francisco (10/17) and at Denver (10/24), tallied 1½ sacks vs. Seattle (10/31) and one sack vs. Kansas City (11/7).

### EXTRA POINTS

★ Played just one year of football at Province High School (Jackson, Miss.) but was a two-way standout at tight end and defensive end.

#### 2009 (16/16 – Oakland)

★ Started all 16 games, finishing with 55 tackles, one sack, six tackles for loss and two passes defended.

★ Set a career-high with 13 tackles at Houston (10/4).

#### 2008 (16/16 – Oakland)

★ Started all 16 games, totaling 55 tackles and 4½ sacks.

★ Posted full sacks vs. New York Jets (10/19), vs. Carolina (11/9), at Miami (11/16) and vs. Kansas City (11/30).

#### 2007 (7/6 – Oakland)

★ Played in seven games with six starts before suffering a season-ending knee injury and being placed on Injured Reserve.

★ Tallied 30 tackles and one sack prior to the injury.

★ Blocked Phil Dawson's game-winning field goal attempt as time expired in an Oakland victory vs. Cleveland (9/23).

#### 2006 (16/16 – Oakland)

★ Started all 16 games, appearing at defensive end and defensive tackle, compiling a career-high 68 tackles, 3½ sacks, three passes defended and a forced fumble.

★ Recorded a season-high 10 tackles at Seattle (11/6).

#### 2005 (16/12 – Oakland)

★ Played in all 16 games with 12 starts – eight at defensive end and four at defensive tackle – finishing with 45 tackles and 4½ sacks, in addition to three forced fumbles.

★ Tied a franchise record with three sacks at Kansas City (11/6), along with two forced fumbles.

★ Forced a fumble deep in Redskins' territory that was received by the Raiders and led to an Oakland field goal at Washington (11/20).

#### 2004 (10/3 – Oakland)

★ Played in 10 games with three starts after being inactive for the first six games of the season; posted 20 tackles, three forced fumbles, one fumble recovery and led the team with four sacks.

★ Recorded sacks in his three games: in his NFL debut vs. New Orleans (10/24), at San Diego (10/31) and at Carolina (11/7), when his fourth quarter sack forced a fumble.

★ Registered a sack and a forced fumble vs. Tennessee (12/19).

★ Made the Raiders 53-man roster as an undrafted free agent.

PLAYERS

## COLLEGE

★ Appeared in 22 games at Mississippi State after transferring from Hinds (Miss.) Community College.

★ Made 82 career tackles, including 15 for loss and two sacks.

★ Played in all 11 games in his only year at Hinds, posting 50 tackles, eight tackles for loss and one sack.

## PERSONAL

★ Was selected to play in the Mississippi/Alabama High School All-Star Game after his senior season during which he made 102 tackles and 11 sacks.

## TOMMY KELLY

Pos: DL Ht: 6-6 Wt: 310 Year: 10th Acq: FA-13 College: Mississippi State Born: 12/27/80

REGULAR SEASON		TACKLES						INTERCEPTIONS						MISCELLANEOUS				
Year	Team	G/S	TT	UT	A	S	Yds	No	Yds	Avg	Lg	TD	PD	FF	FR	Yds	TD	SpT
2004	Raiders	10/3	20	16	4	4.0	34.0	0	0	0.0	0	0	2	3	1	0	0	1
2005	Raiders	16/12	45	35	10	4.5	37.0	0	0	0.0	0	0	1	3	0	0	0	0
2006	Raiders	16/16	68	53	15	3.5	27.0	0	0	0.0	0	0	3	1	0	0	0	0
2007	Raiders	7/6	30	27	3	1.0	8.0	0	0	0.0	0	0	1	0	0	0	0	0
2008	Raiders	16/16	55	31	24	4.5	26.0	0	0	0.0	0	0	0	0	0	0	0	0
2009	Raiders	16/16	55	37	18	1.0	8.0	0	0	0.0	0	0	2	0	0	0	0	0
2010	Raiders	16/16	60	38	22	7.0	36.5	0	0	0.0	0	0	1	0	0	0	0	0
2011	Raiders	16/16	41	27	14	7.5	34.5	1	1	1.0	1	0	5	2	1	0	0	0
2012	Raiders	16/16	45	25	20	1.0	8.0	0	0	0.0	0	0	0	0	1	0	0	0
2013	Patriots	5/5	23	13	10	2.5	14.5	0	0	0.0	0	0	0	0	0	0	0	0
Totals – 10 Years		134/122	442	302	140	35.5	233.5	1	1	1.0	1	0	15	9	3	0	0	1

**Additional Statistics:** 1 Blocked Field Goal vs. Cleveland (9/23/07)

POSTSEASON		TACKLES						INTERCEPTIONS						MISCELLANEOUS					
Year	Team	G/S	TT	UT	A	S	Yds	No	Yds	Avg	Lg	TD	PD	FF	FR	Yds	TD	SpT	
2013	Patriots	0/0	Injured Reserve																
Totals – 1 Year		0/0	0	0	0	0.0	0.0	0	0	0.0	0	0	0	0	0	0	0	0	



JOSH  
KLINE



67

HT: 6-3 WT: 295

Born: 12/29/1989 Exp. (NFL/Patriots): Rookie

GP/GS (Playoffs): 7/1 (0/0) Acq: FA-13

College: Kent State Hometown: Mason, Ohio

OFFENSIVE LINE

## CAREER TRANSACTIONS

Josh Kline was signed by the New England Patriots to the 53-man roster from the practice squad on Nov. 2, 2013 ... Originally signed by New England as a rookie free agent on (5/3/13) ... Released by New England (9/2/13) ... Signed by New England to the practice squad (9/4/13) ... Signed by New England to the 53-man roster from the practice squad (9/7/13) ... Released by New England (9/7/13) ... Signed by New England to the practice squad (9/13/13).

## SEASONAL REVIEWS

2013 (7/1, 0/0)

- ★ Was inactive for the season opener at Buffalo (9/8).
- ★ Appeared in his first NFL game vs. Pittsburgh (11/3), coming in at left guard for the final play kneel down.
- ★ Was active but did not play at Carolina (11/18).
- ★ Came on to play left guard after Nate Solder left with a head injury at Miami (12/15) and Logan Mankins slid over to left tackle.

★ Made the first start of his career at left guard at Baltimore (12/22) in place of Logan Mankins starting for an injured Nate Solder.

★ Was active but did not play in the AFC Divisional Playoff vs. Indianapolis (1/11).

## COLLEGE

★ Appeared at right guard, right tackle and on special teams in four seasons after redshirting as a freshman.

★ Named to *Phil Steele's* All-MAC team and earned second-team All-MAC honors as a senior.


## PERSONAL

★ Son of Rick and Julie Kline.

★ Two-time second-team all-conference pick at Mason High School (Mason, Ohio).

★ Was a standout wrestler, winning the state title as a senior and finishing with a 45-1 record that year.

★ Majored in history.



# RYAN MALLETT



# 15

HT: 6-6 WT: 245

Born: 6/5/1988 Exp. (NFL/Patriots): 3/3

GP/GS (Playoffs): 4/0 (0/0) Acq: D3b-11 (74th)

College: Arkansas Hometown: Texarkana, Texas

QUARTERBACK

## CAREER TRANSACTIONS

Ryan Mallett was drafted by the New England Patriots in the third round (74th overall) of the 2011 NFL Draft.

## SEASONAL REVIEWS

### 2013 (0/0)

- ★ Serves as the backup quarterback.

### 2012 (4/0, 0/0)

- ★ Earned the backup quarterback spot out of training camp.
- ★ Saw action in four games in relief appearances in the fourth quarter at St. Louis (10/28), vs. Indianapolis (11/18), vs. Houston (12/10) and at Jacksonville (12/23).
- ★ Appeared in his first NFL game in win at St. Louis (10/28), completing one pass on three attempts for 17 yards in fourth-quarter relief of a 45-7 win.
- ★ Was active but did not play for nine games this season.

### 2011 (0/0, 0/0)

- ★ Was active for one game but did not play at Buffalo (9/25).
- ★ Was inactive for all three postseason games.

## COLLEGE

- ★ Played at Michigan before transferring to Arkansas.
- ★ Appeared in 37 games (11 at Michigan and 26 at Arkansas), starting all 26 games he appeared in at Arkansas and three at Michigan.
- ★ Finished with 8,385 yards, 69 touchdowns and 24 interceptions, completing 552-of-955 passes (57.8%).
- ★ Joined Clint Stoerner (1996-99) as the only Arkansas QBs to throw for 7,000 yards in a career and became just the fourth passer in Southeastern Conference history with 3,000 yards and 30 touchdowns in back-to-back seasons.
- ★ As a Razorback, Mallett completed 491-of-814 attempts (60.32%) for 7,493 yards, 62 TDs and 19 interceptions.
- ★ His 7,493 pass yards broke Stoerner's all-time Arkansas record as well as his single-game record with 408 yards vs. Georgia in 2009 and 409 yards vs. Vanderbilt in 2010.
- ★ Set a school season record with 3,869 pass yards in 2010 after placing second with 3,624 pass yards in 2009.
- ★ Connected with Mario Manningham on a 97-yard touchdown pass vs. Wisconsin in 2007, setting a record for the longest play in Michigan history.
- ★ Threw for a school-record 62 touchdowns at Arkansas.

## EXTRA POINTS

- ★ Played left guard and linebacker in his first year of football in sixth grade due to a weight limit to play quarterback.

"You had to be 135 [pounds]. I was 150, so I couldn't touch the ball. I just wanted to play quarterback, which happened in the seventh grade. That experience gave me respect for offensive linemen the rest of my career."

- ★ Set school season-records with 32 touchdown tosses and 36 total scored in 2010.
- ★ Set a school record for consecutive passes without an interception with 141 in 2009.
- ★ Honors and Awards (2010): All-SEC second-team; finalist for the Manning Award, presented annually to the nation's top quarterback; Watch Lists for the Maxwell (Top Player), Davey O'Brien (Top QB) and Walter Camp Player of the Year awards.
- ★ Led the Southeastern Conference and ranked fifth nationally with an average of 297.6 pass yards per game his senior year.
- ★ Set a school season-record in 2010 with 3,869 aerial yards, breaking his own previous mark of 3,624 in 2009 as that total also placed fourth on the SEC's record chart.
- ★ Honors and Awards (2009): All-Southeastern Conference second-team choice by the league's coaches and the Associated Press; College Football Performance Awards National Performer of the Year; Finalist for the Manning Award; Member of watch lists for the Maxwell (Top Player) and Davey O'Brien (Top QB) awards.
- ★ Became the first quarterback in Arkansas history to throw for 3,000 yards in a season as a junior in 2009.
- ★ Appeared in 11 games as a true freshman at the University of Michigan, starting three contests, completing 61-of-141 pass attempts for 892 yards and seven touchdowns.

## PERSONAL

- ★ Born June 5, 1988 in Batesville, Ark.
- ★ Attended Texas High School (Texarkana, Texas).
- ★ Gatorade Player of the Year for the state of Texas.
- ★ Set school records as a senior by completing 204-of-321 passes (63.4%) for 3,353 yards and 33 touchdowns while leading the Tigers to a 12-1 overall record and an appearance in the state quarterfinals.
- ★ Earned his bachelor's degree in sociology during the 2013 offseason.



# RYAN MALLETT

Pos: QB Ht: 6-6 Wt: 245 lbs Year: 3rd Acq: D3b-11 (74th) College: Arkansas Born: 6/5/88

REGULAR SEASON			PASSING STATISTICS											
Year	Team	G/S	Att	Cmp	Yds	Yds/Att	Pct	TD	TD%	Int	Int %	Lg	Sacks	Rating
2011	Patriots	0/0	0	0	0	0.0	0.0	0	0.0	0	0.0	0	0/0	0.0
2012	Patriots	4/0	4	1	17	4.3	25.0	0	0.0	1	25.0	17	0/0	5.2
Totals – 2 Years		4/0	4	1	17	4.3	25.0	0	0.0	1	25.0	17	0/0	5.2



# LOGAN MANKINS



70

HT: 6-4 WT: 308  
Born: 3/10/1982 Exp. (NFL/Patriots): 9/9  
GP/GS (Playoffs): 130/130 (17/17) Acq: D1-05 (32nd)  
College: Fresno State Hometown: Catheys Valley, Calif.

PRO BOWL:

GUARD



## CAREER TRANSACTIONS

Logan Mankins was drafted by the New England Patriots in the first round (32nd overall) of the 2005 NFL Draft.

## CAREER HIGHLIGHTS

- ★ Has been elected captain by his teammates three times (2011, 2012 & 2013).
- ★ Has started all 130 regular-season games and all 17 postseason games in which he has appeared in since joining the Patriots in 2005.
- ★ Named to the Pro Bowl in 2007, 2009, 2010, 2011, 2012 and 2013.
- ★ Was selected Associated Press All-Pro: First Team in 2010.
- ★ Was selected to the Associated Press All-Pro: Second Team in 2007, 2009, 2011 and 2013.
- ★ The Patriots offense has finished in the top 10 in seven of his eight seasons: 2005 (7), 2007 (1), 2008 (5), 2009 (3), 2010 (8), 2011 (2), 2012 (1).
- ★ In 2008, Mankins started every game at left guard as part of an offensive line that was a part of the best rushing season for the Patriots in more than 20 years in terms of rushing yards, rushing touchdowns and average yards per carry.
- ★ Mankins and John Hannah are the only Patriots guards to earn Pro Bowl bids since the 1970 AFL-NFL Merger.
- ★ Mankins scored a touchdown in the 2006 AFC Championship Game at Indianapolis when he recovered a Tom Brady fumble in the end zone to give the Patriots a 7-0 lead in the first quarter.
- ★ Mankins is the first Patriots guard to start every game as a rookie since Hall of Famer John Hannah did it in 1973.
- ★ Mankins was named to Pro Football Weekly's All-Rookie Team in 2005.
- ★ In 2005, Mankins became the first Patriots rookie to start every game since Damien Woody did it in 1999.

## SEASONAL REVIEWS

2013 (16/16, 2/2)

- ★ Elected captain for the third straight season.

## EXTRA POINTS

- ★ 2012 Ed Block Courage Award winner- an annual award presented to selected players in the National Football League, who are voted by their teammates as role models of inspiration, sportsmanship, and courage.
- ★ Logan grew up on a 10,000-acre cattle ranch in Catheys Valley, Calif. (population 984), and as a child dreamed of being a professional steer roper. He and his father were a prize-winning roping team.
- ★ Starts at left guard along the offensive line.
- ★ Started at left guard vs. Pittsburgh (11/3) as part of an offense that helped score 55 points and compile 610 yards.
- ★ Started at left guard at Miami (12/15) and moved to left tackle in the second half after Nate Solder left with a head injury and did not return. It was Mankins' first appearance at left tackle since 2011.
- ★ Started at left tackle at Baltimore (12/22) due to an injured Nate Solder, marking his second NFL start at left tackle.
- ★ Elected to his fifth consecutive Pro Bowl and sixth overall after helping the Patriots offense finish ranked in the top 10 in the NFL for the eighth time in his nine seasons.
- 2012 (10/10, 2/2)
- ★ Elected co-captain by his teammates for the second straight year.
- ★ Selected to his fifth career Pro Bowl.
- ★ Started all 10 regular season games and both postseason games in which he appeared.
- ★ Was inactive due to injury at Miami (12/2), at N.Y. Jets (11/22), vs. Indianapolis (11/18), at St. Louis (10/28), vs. N.Y. Jets (10/21) and at Buffalo (9/30).
- ★ Returned after missing two games due to injury to start vs. Buffalo (11/11), but left in the second half with an injury. Was replaced by Nick McDonald.

- ★ Returned from injury again after missing three games to start at guard in the win vs. Houston (12/10).
- ★ Started at left guard at Buffalo (9/30) and vs. Denver (10/7) as part of an offense that compiled 200 yards rushing in consecutive games for the first time since 1978.

#### 2011 (15/15, 3/3)

- ★ Started 15 games as part of an offensive line that helped Tom Brady become one of four players in NFL history to eclipse 5,000 passing yards in a single season.
- ★ Started all three playoff games including Super Bowl XLVI against the Giants (2/5).
- ★ Selected to the Pro Bowl for the fourth time in his career.
- ★ Named Associated Press All-Pro: Second Team.
- ★ Recorded his first career start at left tackle against the Dolphins for the injured Matt Light, before leaving the game with a knee injury (12/24).
- ★ Was inactive for the season finale vs. Buffalo (1/1/12) due to injury.
- ★ Started in the Divisional playoff game against the Broncos (1/14) on an offensive front that did not give up a sack on 34 pass attempts, while allowing Tom Brady to pass for 363 yards.

#### 2010 (9/9, 1/1)

- ★ Selected as an AFC Pro Bowl starter.
- ★ Selected to the Associated Press All-Pro First Team.
- ★ Missed the first seven games of the season, due to a contract issue but reported to the team on Nov. 2, 2010. Was activated to the 53-man roster on Nov. 6. Started at left guard for the final nine games of the season as well as the playoff game vs. N.Y. Jets (1/16).
- ★ Part of an offensive line that helped BenJarvus Green-Ellis become the 11th Patriots running back and the first since Corey Dillon in 2004 to eclipse the 1,000-yard mark with a career-high 1,008 yards in 2010.
- ★ Made his second start of the season in the 39-26 win at Pittsburgh (11/14), helping the Patriots become the first team in 2010 to record over 100 rushing yards (103) against a stingy Steelers defense.
- ★ Part of an offensive line that contributed to the Patriots scoring the seventh most points in a season in NFL history.

#### 2009 (16/16, 1/1)

- ★ Named a starter on the AFC Pro Bowl squad in 2009, earning his second trip to the All-Star game.
- ★ Started all 16 games at left guard and was part of an offensive line that allowed the fewest sacks (18) by a Patriots line since the NFL moved to a 16-game schedule.
- ★ Also named Associated Press Second-Team All-Pro.
- ★ Part of a Patriots line that powered the offense to 619 net yards, setting a franchise record in a 59-0 victory vs. Tennessee (10/18).
- ★ Started at left guard in the postseason game vs. Baltimore (1/10).

#### 2008 (16/16)

- ★ Started every game at left guard as part of an offensive line that led the Patriots to 356 first downs

## HONORS & AWARDS

### 2013

Team Captain  
NFL Pro Bowl  
Associated Press All-Pro: Second Team

### 2012

Team Captain  
AFC Pro Bowl  
Associated Press All-Pro: Second Team

### 2011

AFC Pro Bowl  
Associated Press All-Pro: Second Team

### 2010

Team Captain  
AFC Pro Bowl  
Associated Press 2010 NFL All-Pro: First Team

### 2009

AFC Pro Bowl  
Associated Press All-Pro: Second Team  
*Sports Illustrated* All-Pro Team

### 2007

AFC Pro Bowl Starter  
*Pro Football Weekly*/PFWA All-NFL Team  
*Pro Football Weekly*/PFWA All-AFC Team  
*Sporting News* All-Pro Team  
*USA Today* All-Pro Team  
ESPN.com All-Pro Team  
Associated Press All-Pro: Second Team  
Dr. Z's SI.com All-Pro Team  
*San Francisco Chronicle* All-Pro Team

### 2006

Dr. Z's SI.com All-Pro Team  
*USA Today's* All-Joe Team

### 2005

*Pro Football Weekly*/PFWA All-Rookie Team

in 2008, the second highest total in franchise history.

- ★ Was a part of the best rushing season for the Patriots in more than 20 years, totaling 2,278 rushing yards (sixth in team history and the most since 1985), 21 rushing touchdowns (tied for fourth in team history and the most since 1981) and an average of 4.4 yards per carry (fifth in team history and the best since 1983).
- ★ Helped the Patriots rank fifth in the NFL in total offense, averaging 365.4 yards per game – the third-best yards per game average in franchise history.
- ★ Helped the Patriots record a franchise-best three games with 500 or more total net yards.
- ★ Started at left guard and contributed two leveling blocks on Kevin Faulk's pair of 2-yard touchdown runs at San Francisco (10/5).
- ★ Made the start at left guard as the Patriots tallied 257

## CAREER STATISTICS

**Fumble Recoveries:** 1 for 0 yards and a touchdown (recovered in end zone) at Indianapolis, 1/21/07 (AFC Championship).

**Receptions:** 1 for -9 yards at Cincinnati, 10/1/07

rushing yards against Denver (10/20).

★ Started at left guard and was part of an offensive line that helped Matt Cassel to his second straight 400-yard game at Miami (11/23).

★ Started at left guard and was part of an offensive line that helped Matt Cassel to a career-high four touchdown passes and led Patriots rushers to 277 yards on the ground, the team's highest single-game rushing total since 1985, at Oakland (12/14).

★ Started at left guard as the Patriots posted their fourth game of the season with 40-plus points, tying a franchise record set in 2007, while posting 514 net yards despite wintry conditions against Arizona (12/21).

### 2007 (16/16, 3/3)

★ Extended his games started streak to 48 after starting at left guard in all 16 regular-season contests.

★ Earned his first Pro Bowl selection.

★ Was part of a Patriots offensive line that allowed just 21 sacks.

★ Helped the Patriots set all-time records for points scored (589) as Tom Brady set an NFL record with 50 touchdown passes.

★ Member of an offensive line that created the pocket in which Tom Brady threw for a franchise-record six touchdown passes at Miami (10/21).

★ Started at left guard and was part of a line that led Laurence Maroney to his first 100-yard rushing game in the playoffs against Jacksonville (1/12).

★ Helped Maroney to his second straight 100-plus yard rushing game in the Patriots' win over the San Diego Chargers in the AFC Championship Game (1/20).

★ Started at left guard in Super Bowl XLII (2/3).

### 2006 (16/16, 3/3)

★ Started 16 regular season games and three playoff contests at left guard in 2006.

★ Named to SI.com's All-Pro Team and USA Today's All-Joe Team.

★ Helped pave the way for the Patriots to record 1,969 rushing yards, the team's second highest total in the last 18 years.

★ Member of an offensive line that opened holes for Patriots' rushers to gain 183 rushing yards on 41 carries (4.5 yard avg.) vs. Buffalo (9/10).

★ Member of an offensive front that opened holes for Patriots' ball carriers to gain 238 rushing yards on 41 carries at Cincinnati (10/1).

★ Member of an offensive front that allowed Patriots' ball carriers to gain 171 rushing yards on just 31 carries (5.5 avg.) at Tennessee (12/31).

★ Part of an offensive line that allowed just two sacks despite 51 pass attempts at San Diego (1/14). San Diego entered the game as the league leader in sacks.

★ Collected his first career touchdown on a fumble recovery in the end zone at Indianapolis (1/21). Gave

the Patriots a 7-0 lead by pouncing on a Tom Brady fumble in the end zone during the first quarter for his first career touchdown.

### 2005 (16/16, 2/2)

★ As a rookie, started all 16 regular-season games and both playoff games at left guard.

★ Named to Pro Football Weekly's All-Rookie Team.

★ Was one of just two Patriots offensive linemen (Stephen Neal) to start every game.

★ Was part of an offensive line that allowed just 28 sacks.

★ Started at left guard in his first career NFL contest and was a member of an offensive line that did not allow a sack on 38 pass attempts against Oakland (9/8).

★ Member of an offensive front that opened holes for Corey Dillon to rush for 106 yards on 23 carries and provided enough pocket time for Tom Brady to throw for 350 yards and three touchdowns against Atlanta (10/9).

★ Member of an offensive line that allowed Patriots' rushers to average 4.1 yards per carry against Kansas City (11/27).

★ Pounced on a Patrick Pass fumble during the Patriots' touchdown drive in the fourth quarter.

★ Member of an offensive line that did not allow a sack and allowed Tom Brady to throw for 341 passing yards in the divisional playoffs against Denver (1/14).

## COLLEGE

★ All-American Dream Team selection and rated the best offensive guard prospect in college football by The NFL Draft Report, despite starting his entire collegiate career at tackle.

★ First-team All-Western Athletic Conference selection.

★ First offensive lineman in Fresno State history to be selected team MVP.

★ Selected to the Outland Trophy Award Watch List in 2004.

★ Did not allow a sack or pressure all season, producing 16 touchdown-resulting blocks as a senior.

★ First-team Freshman All-American selection by *The Sporting News*.

★ Started every game at right offensive tackle, as the offense exploded for 7,022 yards and 70 touchdowns. Protected David Carr's blind side brilliantly all year, allowing only two sacks.

## PERSONAL

★ Logan Mankins was born the son of Jill and Tim Mankins on March 10, 1982 in Catheys Valley, California. He attended Mariposa (Catheys Valley, Calif.) High School.

★ Was named all-league and his team's most valuable player.

★ Enjoys roping and hunting.

★ Supporter of the Tufts Floating Hospital for Children in Boston.

★ Was an agriculture education major at Fresno State.

★ Logan and his wife, Kara, have four children.



**JEROD  
MAYO**



**51**

HT: 6-1 WT: 250  
Born: 2/23/1986 Exp. (NFL/Patriots): 6/6  
GP/GS (Playoffs): 81/79 (7/7) Acq: D1-08 (10th)  
College: Tennessee Hometown: Hampton, Va.  
PRO BOWLS:

**LINEBACKER**



## PRONOUNCED je-ROD

### CAREER TRANSACTIONS

Jerod Mayo was drafted by the New England Patriots in the first round (10th overall) of the 2008 NFL Draft.

### CAREER HIGHLIGHTS

- ★ Elected defensive captain by his teammates for five consecutive seasons (2009-13).
- ★ Named to two Pro Bowls, in 2012 and in 2010 with an NFL-leading 193 tackles.
- ★ Named to 2010 Associated Press All-Pro First Team.
- ★ Mayo became the second Patriots player to win the Associated Press Defensive Rookie of the Year Award, joining Mike Haynes (1976).
- ★ Mayo has led the Patriots in total tackles in each of his first five seasons with 184 tackles in 2012, 103 tackles in 2011 despite missing two games due to injury, 193 in 2010, 114 in 2009 despite missing three games due to injury, and 139 tackles in 2008.
- ★ Mayo's 2008 tackle total led all NFL rookies.
- ★ In a game vs. N.Y. Jets on Nov. 13, 2008, Mayo finished with a career-high 23 tackles (17 solo).
- ★ Named a defensive co-captain by his teammates in 2009, 2010, 2011 and 2012.

### SEASONAL REVIEWS

#### 2013 (6/6)

- ★ Voted a defensive co-captain by his teammates for the fifth straight year.
- ★ Started at linebacker in season opener at Buffalo (9/8) and collected 15 tackles.
- ★ Picked up nine tackles and his first sack of the season for a 1-yard loss vs. Tampa Bay (9/22).
- ★ Registered 12 tackles at Cincinnati (10/6), including a ½ sack for 4 yards and recovered a fumble.
- ★ Accumulated double-digit tackles for the fourth time this season vs. New Orleans (10/13), making 11 stops before departing with an injury in the fourth quarter.
- ★ Placed on Injured Reserve on Oct. 16.

#### 2012 (16/16, 2/2)

- ★ Voted a defensive co-captain by his teammates for the fourth straight year.
- ★ Earned his second career Pro Bowl selection.
- ★ Started all 16 regular season games and led the team with 184 tackles, the fifth-highest single season total in Patriots history. Also tallied three sacks, one interception, three passes defended, four forced fumbles and one fumble recovery.

### EXTRA POINTS

- ★ 2011 Ron Burton Community Service Award Winner.
- ★ Filmed a scene in the Three Stooges movie during the 2010 offseason with former Patriots WR Troy Brown.
- ★ Jerod has been involved with United Way, filming a PSA for the New Hampshire 2-1-1 help line.
- ★ Started The Mayo Bowl in 2010, a celebrity bowling event that raises money for Pitching In for Kids, an area children's charity.
- ★ Daughter, Chya, and son, Jerod Jr., share the same birthday one year apart.

### LEAGUE LEADER

Mayo finished first in the NFL with a career-high 193 total tackles in 2010. His 193 tackles were the highest since LB Steve Nelson had 207 tackles in 1984 and are the third highest in team history. Mayo had 10 games with 10-plus tackles in 2010 and 2012.

#### PATRIOTS SINGLE SEASON TACKLE LEADERS ALL-TIME

Year	Player	Tackles
1983	LB Clayton Weishuhn	229
1984	LB Steve Nelson	207
2010	LB Jerod Mayo	193
1980	LB Steve Nelson	186
2012	LB Jerod Mayo	184

#### 2010 NFL TACKLE LEADERS

Player	Team	Tackles
Jerod Mayo	New England	193
Stephen Tulloch	Tennessee	159
Paul Posluszny	Buffalo	151
Ray Lewis	Baltimore	145
Chad Greenway	Minnesota	144

- ★ Tied a career high with 10 double-digit tackle games in 2012.
- ★ Started both postseason contests and accumulated 15 tackles and one forced fumble.
- ★ Finished with eight tackles and a key fourth-quarter sack for 8 yards on third down that forced the Dolphins to kick a field goal in the win at Miami (12/2). Also forced a fumble that was recovered by the Dolphins.
- ★ Recorded 15 tackles and a sack for a 9-yard loss in the win at N.Y. Jets (11/22).
- ★ Accumulated 20 tackles - the second highest total in a single game in his career - and forced a fumble in the



## HONORS & AWARDS

### 2013

Team Captain

### 2012

AFC Pro Bowl

Team Captain

### 2011

Team Captain

### 2010

AFC Pro Bowl

Associated Press NFL All-Pro: First Team

*Pro Football Weekly*/PFWA All NFL Team

Team Captain

### 2009

*USA Today's* All-Joe Team

Team Captain

### 2008

Associated Press Defensive Rookie of the Year

*Pro Football Weekly*/PFWA Defensive Rookie of the Year

ESPN.com Defensive Rookie of the Year

SI.com Defensive Rookie of the Year

NFL Defensive Rookie of the Month (October)

*Pro Football Weekly*/PFWA All-Rookie Team

*Sporting News* All-Rookie Team

## TEAM'S TOP STOPPER

Mayo has led the Patriots in tackles in each of his first five seasons with the team. The linebacker and team captain is tied with Vincent Brown for most seasons leading the club in tackles.

### Season leading the team in tackles

Seasons	Player	Years
5	<b>Jerod Mayo</b>	<b>(2008-12)</b>
5	Vincent Brown	(1991-95)
5	Steve Nelson	(1979-80, 82, 84-85)
4	Lawyer Milloy	(1998-2001)
4	Fred Marion	(1986-88, 90)

overtime win vs. N.Y. Jets (10/21). Mayo tallied a single-game career high with 23 tackles vs. N.Y. Jets in 2008.

★ Compiled nine tackles and forced and recovered a third quarter fumble that led to a field goal at Seattle (10/14).

★ Had 18 tackles and his first sack of the season vs. Denver (10/7).

★ Compiled nine tackles and his only interception of the season in the win at Buffalo (9/30).

★ Opened the season with three consecutive double-digit tackle games - 13 at Tennessee (9/9), 11 vs. Arizona (9/16) and 13 at Baltimore (9/23).

### 2011 (14/13, 3/3)

★ Appeared in 14 games and started 13, becoming the first Patriots player to eclipse the 100-tackle mark in his first four seasons. Led the team with 103 tackles. Also tallied one sack, his first two career interceptions, four passes defended and a forced fumble.

★ Started all three postseason games including Super

## TACKLING MACHINE

Mayo has now registered 100 tackles for the fifth straight year. He is the first player in New England history to register 100 tackles in his first five NFL seasons. He is the fourth Patriots player to register at least five consecutive 100 tackle seasons.

### 100 Tackles in at least four consecutive seasons

Seasons	Player	Years
6	Fred Marion	(1985-1990)
5	<b>Jerod Mayo</b>	<b>(2008-2012)</b>
5	Lawyer Milloy	(1997-2001)
5	Vincent Brown	(1991-1995)
4	Steve Nelson	(1979-1982)

## TACKLING MACHINE II

Entering 2013, Mayo has been the most productive tackler in the NFL since 2010, leading the NFL with 480 total tackles.

### MOST TACKLES IN THE NFL SINCE 2010

Player	Tackles
<b>Jerod Mayo</b>	<b>480</b>
Chad Green Way (Minnesota)	446
London Fletcher (St. Louis)	441

Bowl XLVI against the N.Y. Giants (2/5) and totaled 32 tackles, one pass defended and forced a fumble.

★ Voted a defensive co-captain by his teammates for the third straight year.

★ Clinched the win at Washington (12/11) with an interception - a crucial pick of Rex Grossman at the New England 9-yard line with 22 seconds remaining. Added eight tackles.

★ Led the team with 15 tackles vs. San Diego (9/18) and forced a Mike Tolbert fumble, which was recovered by Rob Ninkovich.

★ Forced a third quarter Giants fumble (recovered by the Giants) and tallied 11 tackles in Super Bowl XLVI (2/5).

### 2010 (16/16, 1/1)

★ Named to the AFC Pro Bowl squad.

★ Named to 2010 Associated Press All-Pro: First Team.

★ Named a defensive co-captain for the second year in a row.

★ Finished the season with career-high and NFL-leading 193 total tackles. The 193 total tackles are the third-highest in team history, behind Clayton Weishuhn's 229 tackles in 1983 and Steve Nelson's 207 tackles in 1984.

★ Started at inside linebacker in all 16 games, including the Divisional Playoff game vs. N.Y. Jets (1/16).

★ Had 10 games with 10 or more tackles in 2010, including two 19-tackle games vs. Baltimore (10/17) and vs. Green Bay (12/19).

★ Picked up his first sack of the year vs. Buffalo (9/26), dropping Ryan Fitzpatrick for a 7-yard loss on a second-and-seven situation from the Patriots 15-yard line, helping hold Buffalo to a field goal two plays later.

★ At San Diego (10/24), recovered a Chargers fumble forced by Dane Fletcher at the San Diego 22-yard line in the first quarter, helping to set up a one-yard touchdown

pass from Tom Brady to TE Rob Gronkowski for a 7-0 lead.

★ Recovered a fumble forced by an Eric Moore sack of Jay Cutler at Chicago (12/12) on the Chicago 7-yard line in the second quarter against the Bears, leading to a Patriots field goal in a 36-7 win.

★ Recovered a Ryan Fitzpatrick fumble that was forced by a Gary Guyton sack in the first quarter at Buffalo (12/26). Also forced a C.J. Spiller fumble in the third quarter, which Dane Fletcher recovered. Added four tackles, two passes defended and a quarterback hit in the 34-3 win over the Bills.

## 2009 (13/12, 1/1)

★ Played in 13 games with 12 starts and led the team in tackles with 114, despite missing three games due to an injury.

★ Added 1½ sacks and one forced fumble.

★ Started in the postseason game vs. Baltimore (1/10) and finished with seven total tackles.

★ Registered double-digit tackles three times: (16 vs. Miami, 11/8; 11 at Miami, 12/6; and 16 vs. Jacksonville, 12/27).

★ Registered his first career sack at Indianapolis (11/15) when he sacked Peyton Manning for an 11-yard loss in the second quarter.

★ Went over 100 tackles for the season with a 16-tackle performance in the Patriots' 35-7 AFC East-clinching victory vs. Jacksonville (12/27).

★ Was forced to leave the season-opener vs. Buffalo in the first quarter due to an injury and missed the next three games.

★ Returned to action at Denver (10/11) but did not start.

★ Recorded his second career forced fumble, stripping Knowshon Moreno of the ball on a reception from Kyle Orton in the first quarter.

★ Teamed with Tully Banta-Cain on a ½ sack at Miami (12/6).

## 2008 (16/16)

★ Started every game at inside linebacker and became just the second Patriots player to be named Associated Press NFL Defensive Rookie of the Year, joining Mike Haynes (1976).

★ NFL defensive rookie of the year by ESPN.com, SI.com and Pro Football Weekly.

★ Led all NFL rookies in tackles in 2008 and led the Patriots in tackles with 139 stops, according to coaches' film breakdown, a 54-tackle lead over the next leading tackler.

★ Named Rookie of the Month for the month of October.

★ Tallied a career-high 23 tackles vs. N.Y. Jets (11/13), the highest total by a Patriots player since 1994.

★ In the month of December, led the Patriots with 35 tackles as the team went 4-0 in the month while allowing just 13.5 points per game, including a season-ending shutout at Buffalo (12/28).

★ Scooped up his first NFL fumble recovery, snatching an Andre Hall fumble forced by Ty Warren vs. Denver (10/20).

★ Started at inside linebacker and led the team with 10 tackles while also posting his first career pass defended at Indianapolis (11/2).

★ Credited with a forced fumble with his hit on Tim Hightower after just a 3-yard gain on a swing pass vs. Arizona (12/21).

## COLLEGE

★ Started 26-of-32 games at Tennessee, playing for three seasons from 2005-07 after redshirting in 2004, and recorded 236 tackles (137 solo) with six quarterback pressures, 6½ sacks for minus 51 yards and 21 stops for losses of 82 yards.

★ His 140 tackles in 2007 were the most by a Tennessee player since 1990.

★ His 19 tackles versus Kentucky in 2007 were the most by a Tennessee player since 1988.

★ Moved to middle linebacker in 2007, starting all 14 games, and recorded a career-high 140 tackles (79 solo) and returned an interception 34 yards for a touchdown.

## PERSONAL

★ Jerod Mayo was born Feb. 23, 1986.

★ Married to wife, Chantel and proud father of daughter, Chya and son, Jerod, Jr.

★ Attended Kecoughtan High in Hampton, Va., where he was a Prep Star All-American and 2003 Defensive Player of the Year in the Virginia Peninsula area.

★ Added all-state and first-team all-district honors as a senior, recording 110 tackles, including 18 for loss, and two interceptions. Also played running back for seven games, picking up 1,245 rushing yards and scoring 13 touchdowns during his final campaign.

★ Has three brothers - an older brother Shermont, and two younger brothers - Deron, who plays with the Calgary Stampeders of the CFL in 2012 and went to training camp with the Denver Broncos in 2011, and Derek, who played college football at Richmond.

★ Majored in sport management at Tennessee.

# JEROD MAYO

Pos: LB Ht: 6-1 Wt: 250 Year: 6th Acq: D1-08 (10th) College: Tennessee Born: 2/23/86

REGULAR SEASON			TACKLES					INTERCEPTIONS					MISCELLANEOUS					
Year	Team	G/S	TT	UT	A	S	Yds	No	Yds	Avg	Lg	TD	PD	FF	FR	Yds	TD	SpT
2008	Patriots	16/16	139	93	46	0.0	0.0	0	0	0.0	0	0	4	1	1	0	0	2
2009	Patriots	13/12	114	75	39	1.5	14.5	0	0	0.0	0	0	0	1	0	0	0	0
2010	Patriots	16/16	193	115	78	2.0	14.0	0	0	0.0	0	0	5	1	3	0	0	1
2011	Patriots	14/13	103	67	36	1.0	5.0	2	4	2.0	2	0	4	1	0	0	0	0
2012	Patriots	16/16	184	115	69	3.0	24.0	1	0	0.0	0	0	3	4	1	0	0	0
2013	Patriots	6/6	66	43	23	1.5	5.0	0	0	0.0	0	0	1	0	1	0	0	0
Totals – 6 Years		81/79	799	508	291	9.0	62.5	3	4	1.3	2	0	17	8	6	0	0	3
POSTSEASON			TACKLES					INTERCEPTIONS					MISCELLANEOUS					
Year	Team	G/S	TT	UT	A	S	Yds	No	Yds	Avg	Lg	TD	PD	FF	FR	Yds	TD	SpT
2009	Patriots	1/1	7	4	3	0.0	0.0	0	0	0.0	0	0	0	0	0	0	0	0
2010	Patriots	1/1	6	3	3	0.0	0.0	0	0	0.0	0	0	0	0	0	0	0	0
2011	Patriots	3/3	32	16	16	0.0	0.0	0	0	0.0	0	0	1	1	0	0	0	0
2012	Patriots	2/2	15	10	5	0.0	0.0	0	0	0.0	0	0	0	1	0	0	0	0
2013	Patriots	Injured Reserve																
Totals – 4 Years		7/7	60	33	27	0.0	0.0	0	0	0.0	0	0	1	2	0	0	0	0

## MAYO'S CAREER GAME-BY-GAME

2008 Opponent	P/S	TT	UT	A	S	Yds	I	Yds	PD	FF	FR	SpT
09/07 Kansas City	S	7	6	1	-	-	-	-	-	-	-	-
09/14 at N.Y. Jets	S	9	6	3	-	-	-	-	-	-	-	-
09/21 Miami	S	14	8	6	-	-	-	-	-	-	-	-
10/05 at San Francisco	S	4	3	1	-	-	-	-	-	-	-	-
10/12 at San Diego	S	6	3	3	-	-	-	-	-	-	-	1
10/20 Denver	S	11	7	4	-	-	-	-	-	-	-	1
10/26 St. Louis	S	4	1	3	-	-	-	-	-	-	-	-
11/02 at Indianapolis	S	10	4	6	-	-	-	-	1	-	-	-
11/09 Buffalo	S	6	3	3	-	-	-	-	1	-	-	-
11/13 N.Y. Jets	S	23	17	6	-	-	-	-	1	-	-	-
11/23 at Miami	S	4	3	1	-	-	-	-	-	-	-	-
11/30 Pittsburgh	S	6	6	0	-	-	-	-	-	-	-	1
12/07 at Seattle	S	8	7	1	-	-	-	-	-	-	-	-
12/14 at Oakland	S	11	10	1	-	-	-	-	1	-	-	-
12/21 Arizona	S	7	5	2	-	-	-	-	-	1	-	-
12/28 at Buffalo	S	9	4	5	-	-	-	-	-	-	-	-
<b>2008 Totals</b>		<b>16/16</b>	<b>139</b>	<b>93</b>	<b>46</b>	<b>0.0</b>	<b>0.0</b>	<b>0</b>	<b>4</b>	<b>1</b>	<b>1</b>	<b>2</b>
2009 Opponent	P/S	TT	UT	A	S	Yds	I	Yds	PD	FF	FR	SpT
09/14 Buffalo	S	1	0	1	-	-	-	-	-	-	-	-
09/20 at N.Y. Jets	-	-	-	-	-	-	-	-	-	-	-	-
09/27 Atlanta	-	-	-	-	-	-	-	-	-	-	-	-
10/04 Baltimore	-	-	-	-	-	-	-	-	-	-	-	-
10/11 at Denver	p	8	7	1	-	-	-	-	-	1	-	-
10/18 Tennessee	S	6	5	1	-	-	-	-	-	-	-	-
10/25 at Tampa Bay	S	8	6	2	-	-	-	-	-	-	-	-
11/08 Miami	S	16	9	7	-	-	-	-	-	-	-	-
11/15 at Indianapolis	S	7	3	4	1.0	11.0	-	-	-	-	-	-
11/22 N.Y. Jets	S	8	4	4	-	-	-	-	-	-	-	-
11/30 at New Orleans	S	9	6	3	-	-	-	-	-	-	-	-
12/06 at Miami	S	11	10	1	0.5	3.5	-	-	-	-	-	-
12/13 Carolina	S	6	4	2	-	-	-	-	-	-	-	-
12/20 at Buffalo	S	9	6	3	-	-	-	-	-	-	-	-
12/27 Jacksonville	S	16	9	7	-	-	-	-	-	-	-	-
01/03 at Houston	S	9	6	3	-	-	-	-	-	-	-	-
<b>2009 Totals</b>		<b>13/12</b>	<b>114</b>	<b>75</b>	<b>39</b>	<b>1.5</b>	<b>14.5</b>	<b>0</b>	<b>0</b>	<b>0</b>	<b>1</b>	<b>0</b>
01/10 Baltimore	S	7	4	3	-	-	-	-	-	-	-	-
<b>2009 Postseason</b>		<b>1/1</b>	<b>7</b>	<b>4</b>	<b>3</b>	<b>0.0</b>	<b>0.0</b>	<b>0</b>	<b>0</b>	<b>0</b>	<b>0</b>	<b>0</b>
2010 Opponent	P/S	TT	UT	A	S	Yds	I	Yds	PD	FF	FR	SpT
09/12 at Cincinnati	-	11	7	4	-	-	-	-	-	-	-	-
09/19 N.Y. Jets	-	9	4	5	-	-	-	-	-	-	-	-
09/26 at Buffalo	-	9	7	2	1.0	7.0	-	-	-	-	-	-
10/04 Miami	-	17	16	1	-	-	-	-	-	-	-	-
10/17 at Baltimore	-	19	9	10	-	-	-	-	-	-	-	-
10/24 San Diego	-	12	8	4	-	-	-	-	-	-	1	1
10/31 at Minnesota	-	17	7	10	-	-	-	-	-	-	-	-
11/07 at Cleveland	-	9	5	4	-	-	-	-	-	-	-	-
11/14 Pittsburgh	-	13	5	8	-	-	-	-	-	-	-	-
11/21 at Indianapolis	-	15	11	4	-	-	-	-	-	-	1	-
11/25 Detroit	-	14	10	4	-	-	-	-	-	-	1	-
12/06 at N.Y. Jets	-	12	6	6	-	-	-	-	-	-	-	-
12/12 Chicago	-	5	3	2	-	-	-	-	-	-	-	1
12/19 at Green Bay	-	19	10	9	-	-	-	-	-	-	-	-
12/26 Buffalo	-	4	2	2	-	-	-	-	-	-	-	-
01/02 Miami	-	8	5	3	1.0	7.0	-	-	-	-	-	-
<b>2010 Totals</b>		<b>193</b>	<b>115</b>	<b>78</b>	<b>2.0</b>	<b>14.0</b>	<b>0</b>	<b>0</b>	<b>5</b>	<b>1</b>	<b>3</b>	<b>1</b>
01/16 N.Y. Jets	-	6	3	3	-	-	-	-	-	-	-	-
<b>2010 Postseason</b>		<b>6</b>	<b>3</b>	<b>3</b>	<b>0.0</b>	<b>0.0</b>	<b>0</b>	<b>0</b>	<b>0</b>	<b>0</b>	<b>0</b>	<b>0</b>
2011 Opponent	P/S	TT	UT	A	S	Yds	I	Yds	PD	FF	FR	SpT
09/12 at Miami	S	5	5	0	-	-	-	-	-	-	-	-
09/18 N.Y. Jets	S	15	9	6	-	-	-	-	-	1	-	-
09/25 at Buffalo	S	5	5	0	-	-	-	-	-	-	-	-
10/02 at Oakland	S	4	2	2	-	-	-	-	-	-	-	-
10/09 N.Y. Jets	-	-	-	-	-	-	-	-	-	-	-	-
10/16 Dallas	-	-	-	-	-	-	-	-	-	-	-	-
10/30 at Pittsburgh	p	3	1	2	-	-	-	-	-	-	-	-
11/06 N.Y. Jets	S	7	4	3	-	-	-	-	-	-	-	-
11/13 at N.Y. Jets	S	5	3	2	-	-	-	-	-	-	-	-
11/21 Kansas City	S	11	7	4	-	-	-	-	-	-	-	-
11/27 at Philadelphia	S	5	3	2	-	-	-	-	-	-	-	-
12/04 Indianapolis	S	7	4	3	-	-	-	-	1	2	-	-
12/11 at Denver	S	8	4	4	-	-	-	-	1	2	-	-
12/18 at Washington	S	8	7	1	-	-	-	-	-	-	-	-
12/24 Miami	S	12	7	5	1.0	5.0	-	-	-	-	-	-
01/01 Buffalo	S	8	6	2	-	-	-	-	-	1	-	-
<b>2011 Totals</b>		<b>14/13</b>	<b>103</b>	<b>67</b>	<b>36</b>	<b>1.0</b>	<b>5.0</b>	<b>2</b>	<b>4</b>	<b>4</b>	<b>1</b>	<b>0</b>
01/14 Denver	S	13	6	7	-	-	-	-	-	-	-	-
01/22 Baltimore	S	8	2	6	-	-	-	-	-	1	-	-
02/05 N.Y. Giants	S	11	8	3	-	-	-	-	-	-	1	-
<b>2011 Postseason</b>		<b>3/3</b>	<b>32</b>	<b>16</b>	<b>16</b>	<b>0.0</b>	<b>0.0</b>	<b>0</b>	<b>0</b>	<b>1</b>	<b>1</b>	<b>0</b>
2012 Opponent	P/S	TT	UT	A	S	Yds	I	Yds	PD	FF	FR	SpT
09/09 at Tennessee	S	13	12	1	-	-	-	-	-	1	-	-
09/16 Arizona	S	11	8	3	-	-	-	-	-	-	-	-
09/23 at Baltimore	S	13	8	5	-	-	-	-	-	-	-	-
09/30 at Buffalo	S	9	5	4	-	-	-	-	1	0	1	-
10/07 Denver	S	18	9	9	1.0	7.0	-	-	-	-	-	-
10/14 at Seattle	S	9	3	6	-	-	-	-	-	1	1	-
10/21 N.Y. Jets	S	20	13	7	-	-	-	-	-	-	1	-
10/28 at St. Louis	S	10	6	4	-	-	-	-	-	-	1	-
11/11 Buffalo	S	13	5	8	-	-	-	-	-	-	-	-
11/18 Indianapolis	S	12	8	4	-	-	-	-	-	-	-	-
11/22 at N.Y. Jets	S	15	12	3	1.0	9.0	-	-	-	-	-	-
12/02 at Miami	S	8	5	3	1.0	8.0	-	-	-	-	1	-
12/10 Houston	S	7	6	1	-	-	-	-	-	-	-	-
12/16 San Francisco	S	15	6	9	-	-	-	-	-	-	-	-
12/23 at Jacksonville	S	6	4	2	-	-	-	-	-	-	-	-
12/30 Miami	S	5	5	0	-	-	-	-	-	-	1	-
<b>2012 Totals</b>		<b>16/16</b>	<b>184</b>	<b>115</b>	<b>69</b>	<b>3.0</b>	<b>24.0</b>	<b>1</b>	<b>0</b>	<b>3</b>	<b>4</b>	<b>1</b>
01/13 Houston	S	8	5	3	-	-	-	-	-	-	-	-
01/20 Baltimore	S	7	5	2	-	-	-	-	-	-	1	-
<b>2012 Postseason</b>		<b>2/2</b>	<b>15</b>	<b>10</b>	<b>5</b>	<b>0.0</b>	<b>0.0</b>	<b>0</b>	<b>0</b>	<b>1</b>	<b>0</b>	<b>0</b>



# DEVIN McCOURTY



# 32

HT: 5-10 WT: 195  
 Born: 8/13/1987 Exp. (NFL/Patriots): 4/4  
 GP/GS (Playoffs): 61/601 (8/8) Acq: D1-10 (27th)  
 College: Rutgers Hometown: Montvale, N.J.

PRO BOWLS

DEFENSIVE BACK

10

## CAREER TRANSACTIONS

Devin McCourty was drafted by New England in the first round (27th overall) of the 2010 NFL Draft.

## CAREER HIGHLIGHTS

- ★ Has been named a defensive captain three times (2011, 2012 & 2013).
- ★ Selected to his first Pro Bowl in his first season, becoming the fourth Patriots player to be selected as a rookie (Mike Haynes, 1976; John Stephens, 1988; Curtis Martin, 1995).
- ★ Named to the Associated Press All-Pro Second Team in 2010.
- ★ His seven interceptions in 2010 are the second-most by a Patriots rookie in franchise history and tied for second in the NFL in 2010.

## SEASONAL REVIEWS

### 2013 (15/15, 2/2)

- ★ Named a co-captain for the third straight year.
- ★ Starts at safety alongside Steve Gregory.
- ★ Made three tackles, defended a pass and returned a first-quarter fumble, the first fumble recovery of his career, 44 yards that led to a Patriots field goal vs. N.Y. Jets (9/12).
- ★ Registered a season-high 12 tackles at Atlanta (9/29), the fifth double-digit tackle effort of his career. Also forced a fumble that went out of bounds.
- ★ Made double-digit tackles (11) for the second straight game at Cincinnati (10/6), and forced a fumble. Also stepped in on kickoffs of an injured Leon Washington, returning three kicks for 74 yards.
- ★ Compiled five tackles vs. Miami (10/27) and initiated a fourth-quarter interception by tipping an errant Ryan Tannehill pass along the sideline to Marquice Cole, who hauled in the interception.
- ★ Tallied five tackles and a first-quarter interception vs. Pittsburgh (11/3) that set up a Patriots touchdown on the ensuing play.
- ★ Started at safety at Baltimore (12/22) and left in the third quarter with a head injury and did not return. Made three tackles and defended two passes before leaving the game.
- ★ Was inactive for the season finale vs. Buffalo (12/29) due to injury.
- ★ Led the defense with nine tackles in the AFC Championship Game at Denver (1/19).

### 2012 (16/16, 2/2)

- ★ Elected a defensive co-captain by his teammates for the second consecutive season. Played both cornerback and safety and was utilized as a kick returner.
- ★ Started all 16 regular season games and accumulated

## EXTRA POINTS

### Double Trouble:

After being selected by the Patriots in the first round of the 2010 NFL Draft, CB Devin McCourty became part of a select group in league history. McCourty's identical twin brother, Jason, is a cornerback with Tennessee, selected in the sixth round of the 2009 NFL Draft. The two are the 12th set of twins to play in the NFL. Devin and Jason were cornerbacks in the Rutgers secondary from 2005-08. Devin redshirted for the 2005 season and therefore was a year behind his brother in eligibility. McCourty is the second twin to suit up for the Patriots, after CB Kato Serwanga was a member of the team from 1998-2000. His twin brother Jason played for San Francisco and Minnesota from 1999-2001. According to McCourty's mother, the two can only be told apart by tiny scars on their faces left by chickenpox.

89 tackles, five interceptions, 13 passes defended and two forced fumbles - one on defense, one on special teams. Also returned 27 kickoffs for 654 yards (24.2 avg) and his first career touchdown - a 104-yard return vs. N.Y. Jets (10/21).

- ★ Started both playoff games and compiled 15 tackles and one special teams tackle.
- ★ Began the season as the starter for the first five games at left cornerback, and moved to start at safety for the next eight games with the injuries to Patrick Chung and the acquisition of Aqib Talib. Moved back to start at left cornerback for the final two regular season contests due to injury.
- ★ Three of his five interceptions came in the Patriots' end zone to stop a driving opponent: vs. Buffalo (11/11), vs. Houston (12/10) and vs. San Francisco (12/16).
- ★ Shifted to left cornerback due to injuries in the secondary for the win at Jacksonville (12/23) and made five tackles.
- ★ Picked off a pass in the end zone for the second straight week vs. San Francisco (12/16) to accompany his four tackles.
- ★ Had a key interception in the win over Houston (12/10) in the Patriots end zone in the first quarter that led to a Patriots touchdown.
- ★ Compiled a season-high tying nine tackles on defense and forced a fumble on special teams that was returned by Julian Edelman for a touchdown in the win at N.Y.

PLAYERS



## HONORS & AWARDS

**2013**

Team Captain

Associated Press All-Pro: Second Team

**2012**

Team Captain

**2011**

Team Captain

**2010**

Pro Bowl

Associated Press All-Pro: Second Team

Peter King's SI.com All-Pro

Pro Football Weekly/PFWA All Rookie Team

Sporting News All-Pro Team

Jets (11/22).

★ Started his third straight game at safety and registered a season-high nine tackles, intercepted a Bills pass to seal the win on the final drive a forced a fumble on the Patriots goal line vs. Buffalo (11/11).

★ Returned a first-quarter kickoff 104 yards for a touchdown, marking the second-longest kickoff return in Patriots history, a key play in the Patriots overtime win vs. N.Y. Jets (10/21). Forced to start at safety due to injuries in the secondary and made three tackles.

★ Started and made six tackles and intercepted two passes in the win at Buffalo (9/30). McCourty returned the second pick 34 yards deep into Bills territory and the offense converted the turnover into a touchdown. It was the second two interception game of his career.

★ Led the defense with four passes defended at Baltimore. (9/23). Also made seven tackles.

★ Started at cornerback, was second on the team with seven tackles and let the team with two passes defended in the season-opening win at Tennessee (9/9).

**2011 (14/14, 3/3)**

★ Started all 14 of the games he played, missing two due to injury.

★ Finished the season with two interceptions, 12 passes defended, 94 tackles on defense and five special teams tackles.

★ Saw limited action at safety.

★ Started all three playoff games and made 19 tackles.

★ Recorded his first interception of the season at the Patriots two-yard line on a deep Matt Moore pass. Added nine tackles and a career-high four passes defended against the Dolphins (12/24).

## ELITE ALL-PRO COMPANY

Devin McCourty earned Associated Press All-Pro Second Team honors at safety for his performance in 2013. He also earned Second Team All-Pro Honors as a rookie in 2010 when he played cornerback. McCourty joins Pro Football Hall of Famers Rod Woodson and Ronnie Lott as the only NFL players to earn All-Pro honors at both safety and cornerback.

## 7 INTERCEPTIONS

Rookie CB Devin McCourty tied for second in the NFL and led all rookies with seven interceptions in 2010. The seven interceptions by a Patriots rookie are second to the eight by Mike Haynes in 1976.

### MOST INTERCEPTIONS BY A PATRIOTS ROOKIE

Player	Interceptions	Year
Mike Haynes	8	1976
Devin McCourty	7	2010

### 2010 NFL INTERCEPTION LEADERS

Rank	Player	Interceptions
	Ed Reed (BAL)	8
	Devin McCourty (NE)	7
	Troy Polamalu (PIT)	7
	Asante Samuel (PHI)	7

★ Started Super Bowl XLVI against the Giants (2/5) and made seven tackles.

**2010 (16/16, 1/1)**

★ Started all 16 games and the playoff game vs. N.Y. Jets (1/16).

★ Finished his rookie season with 83 tackles, one sack, 17 passes defended (tied for seventh in the league), two forced fumbles and a team-high seven interceptions - the second-most by a Patriots rookie behind Mike Haynes (eight in 1976). The seven interceptions tied for second in the NFL.

★ Selected to his first Pro Bowl, becoming the fourth Patriots player to be selected as a rookie (Mike Haynes, 1976; John Stephens, 1988; Curtis Martin, 1995).

★ Named to the Associated Press All-Pro Second Team.

★ Played in and started his first NFL game in the season opener vs. Cincinnati (9/12), recording six tackles and a pass defended.

★ Registered his first NFL interception at San Diego (10/24) on a Philip Rivers pass in the second quarter.

★ Picked up a game-changing interception vs. Minnesota (10/31) off a Brett Favre pass intended for Percy Harvin at the Patriots' 26-yard line and returned it 37 yards. He also broke up a potential 59-yard touchdown pass from Favre to Harvin as well as a goal-line pass to Greg Lewis in the fourth quarter in a 28-18 win.

★ Intercepted a Peyton Manning pass vs. Indianapolis (11/21) in the third quarter at the Patriots' 39-yard line and batted down another Manning pass in the first quarter in a 31-28 win.

★ Recorded two interceptions on Thanksgiving at Detroit (11/25), picking off a Shaun Hill pass in the third quarter and returning it 23 yards to the Detroit 26-yard line, resulting in a Patriots touchdown four plays later. Also intercepted Hill in the fourth quarter, returning it

## RECORD RETURNING

Devin McCourty had a 104-yard kickoff return for a touchdown in the first quarter vs. the Jets (10/21/12), the second longest kickoff return in team history. Ellis Hobbs has the longest in team history with a 108-yard return for a touchdown at the New York Jets on Sept. 9, 2007. He was named AFC Special Teams Player of the Week for his performance.

### Longest Kickoff return in Patriots History

Ellis Hobbs	108TD at New York Jets (9/9/07)
Devin McCourty	104TD vs. New York Jets (10/21/12)

50 yards to the Detroit 12-yard line, setting up another Patriots touchdown.

★ Registered an interception in the third consecutive game vs. N.Y. Jets (12/6) after picking off Mark Sanchez at the New England six-yard line in the third quarter.

★ Forced a Johnny Knox fumble at Chicago (12/12) in the second quarter that Gary Guyton recovered and returned 35 yards for a touchdown in a 36-7 win.

★ Recorded his first career sack vs. Green Bay (12/19), bringing down Matt Flynn for a 4-yard loss on first down in the fourth quarter, starting off a defensive series in which the Patriots forced a key three-and-out while trailing 27-24 in a 31-27 win. Finished with 11 tackles and two passes defended, including stopping John Kuhn for no gain on second-and-goal from the 1-yard line in the fourth quarter, helping to force a Packers field goal.

★ Forced a Ryan Fitzpatrick fumble on a 14-yard scramble that was recovered by Eric Moore at the New England 37-yard line at Buffalo (12/26).

★ Intercepted a Chad Henne pass vs. Miami (1/2) on the fifth play of the game at the Patriots 47-yard line.

## COLLEGE

★ Started 39 of 52 games at cornerback, recording 238 tackles (149 solos with a 4-yard sack, 14 stops for minus 34 yards, two pressures, two forced fumbles and five fumble recoveries.

★ Deflected 27 passes and intercepted six others for 105 yards in returns (17.5 avg.) and two TDs. Also blocked seven kicks (six punts, one field goal) for 102 yards in returns, as six blocks led to Rutgers scoring drives.

★ His 49 tackles on special teams are the most by a Big East player during the span of the 2006-09 seasons.

★ His two interception returns for touchdowns are tied for seventh on the conference season-record list.

★ His 98-yard kickoff return vs. UConn in 2009 tied Hall Conors (vs. Maryland in 1998) for the third-longest kickoff return in school history.

★ Academic All-Big East Conference in '06 and '07.

★ Earned *The NFL Draft Report* All-American and All-Big East Conference first-team honors, becoming the first conference player to earn that honor at two different positions in the same year (cornerback and special teams) as a senior.

★ First-team All-Big East Conference selection by *The NFL Draft Report* as a junior.

## PERSONAL

★ Devin McCourty was born on Aug. 13, 1987.

★ Attended Saint Joseph's (Montvale, N.J.) High School.

★ His twin brother, Jason, was a teammate and fellow cornerback at Saint Joseph's High School and Rutgers. He was selected in the sixth round of the 2009 NFL Draft by the Tennessee Titans.

★ Was an all-league first-team defensive back in his final two seasons, as he played alongside his twin brother.

★ After his senior campaign, he was one of nine Rutgers recruits to play in the 2005 New York/New Jersey Governor's Bowl at Rutgers Stadium.

★ Also lettered in basketball, starting at point guard for a team that compiled a 26-2 record during his senior season.

★ Majored in sociology.

## DEVIN MCCOURTY

Pos: DB Ht: 5-10 Wt: 195 Year: 4th Acq: D1-10 (27th) College: Rutgers Born: 8/13/87

REGULAR SEASON			TACKLES					INTERCEPTIONS						MISCELLANEOUS					KICK RETURNS					
Year	Team	G/S	TT	UT	A	S	Yds	NO	Yds	Avg	Lg	TD	PD	FF	FR	Yds	TD	SpT	No	Yds	Avg	Lg	TD	
2010	Patriots	16/16	83	71	12	1.0	4.0	7	110	15.7	50	0	17	2	0	0	0	12	0	0	0.0	0	0	
2011	Patriots	14/14	94	71	23	0.0	0.0	2	38	19.0	38	0	12	0	0	0	0	5	1	24	24.0	24	0	
2012	Patriots	16/16	89	63	26	0.0	0.0	5	53	10.6	34	0	13	1	0	0	0	3	27	654	24.2	104	1	
2013	Patriots	15/15	75	59	16	0.0	0.0	1	0	0.0	0	0	8	2	1	0	0	0	3	74	24.7	27	0	
Totals – 4 Years		61/61	341	264	77	1.0	4.0	15	201	13.4	50	0	50	5	1	0	0	20	31	752	24.3	104	1	
Additional Statistics: One special teams forced fumble: vs. N.Y. Jets (11/22/12), returned for TD.																								
POSTSEASON			TACKLES					INTERCEPTIONS						MISCELLANEOUS					KICK RETURNS					
Year	Team	G/S	TT	UT	A	S	Yds	NO	Yds	Avg	Lg	TD	PD	FF	FR	Yds	TD	SpT	No	Yds	Avg	Lg	TD	
2010	Patriots	1/1	2	2	0	0.0	0.0	0	0	0.0	0	0	0	0	0	0	0	1	0	0	0.0	0	0	
2011	Patriots	3/3	19	14	5	0.0	0.0	0	0	0.0	0	0	0	0	0	0	0	0	0	0	0.0	0	0	
2012	Patriots	2/2	15	10	5	0.0	0.0	0	0	0.0	0	0	0	0	0	0	0	1	6	121	20.2	29	0	
2013	Patriots	2/2	9	9	0	0.0	0.0	0	0	0.0	0	0	0	0	0	0	0	0	0	0	0	0	0	
Totals – 4 Years		8/8	45	35	10	0.0	0.0	0	0	0.0	0	0	0	0	0	0	0	2	6	121	20.2	29	0	

## McCOURTY'S CAREER GAME-BY-GAME

2010	Opponent	P/S	TT	UT	A	S	Yds	Int	Yds	PD	FF	FR	SpT
09/12	Cincinnati	S	6	6	0	-	-	-	-	1	-	-	1
09/19	at N.Y. Jets	S	3	1	2	-	-	-	-	-	-	-	1
09/26	Buffalo	S	5	5	0	-	-	-	-	-	-	-	-
10/04	at Miami	S	7	4	3	-	-	-	-	1	-	-	1
10/17	Baltimore	S	5	4	1	-	-	-	-	1	-	-	-
10/24	at San Diego	S	3	3	0	-	-	1	0	1	-	-	-
10/31	Minnesota	S	5	5	0	-	-	1	37	3	-	-	1
11/07	at Cleveland	S	7	6	1	-	-	-	-	-	-	-	-
11/14	at Pittsburgh	S	10	9	1	-	-	-	-	1	-	-	2
11/21	Indianapolis	S	5	5	0	-	-	1	0	2	-	-	-
11/25	at Detroit	S	4	3	1	-	-	2	73	2	-	-	4
12/06	N.Y. Jets	S	2	2	0	-	-	1	0	1	-	-	1
12/12	at Chicago	S	4	4	0	-	-	-	-	1	1	-	-
12/19	Green Bay	S	11	9	2	1.0	4.0	-	-	1	-	-	-
12/26	at Buffalo	S	5	4	1	-	-	-	-	-	1	-	-
01/02	Miami	S	1	1	0	-	-	1	0	2	-	-	1
<b>2010 Totals</b>			<b>16/16</b>	<b>83</b>	<b>71</b>	<b>12</b>	<b>1.0</b>	<b>4.0</b>	<b>7</b>	<b>110</b>	<b>17</b>	<b>2</b>	<b>0</b>
01/16	N.Y. Jets	S	2	2	0	-	-	-	-	-	-	-	1
<b>2010 Postseason</b>			<b>1/1</b>	<b>2</b>	<b>2</b>	<b>0</b>	<b>0.0</b>	<b>0.0</b>	<b>0</b>	<b>0</b>	<b>0</b>	<b>0</b>	<b>1</b>

2011	Opponent	P/S	TT	UT	A	S	Yds	Int	Yds	PD	FF	FR	SpT
09/12	at Miami	S	11	10	1	-	-	-	-	2	-	-	1
09/18	N.Y. Jets	S	2	2	0	-	-	-	-	-	-	-	-
09/25	at Buffalo	S	8	8	0	-	-	-	-	1	-	-	-
10/02	at Oakland	S	9	7	2	-	-	-	-	-	-	-	-
10/09	N.Y. Jets	S	5	1	4	-	-	-	-	-	-	-	1
10/16	Dallas	S	6	4	2	-	-	-	-	-	-	-	-
10/30	at Pittsburgh	S	11	7	4	-	-	-	-	-	-	-	-
11/06	N.Y. Giants	S	6	4	2	-	-	-	-	-	-	-	-
11/13	at N.Y. Jets	S	3	3	0	-	-	-	-	-	-	-	1
11/21	Kansas City					Inactive							
11/27	at Philadelphia					Inactive							

12/04	Indianapolis	S	4	4	0	-	-	-	-	-	-	-	-
12/11	at Washington	S	9	7	2	-	-	-	-	3	-	-	1
12/18	at Denver	S	4	4	0	-	-	-	-	1	-	-	1
12/24	Miami	S	9	5	4	-	-	1	0	4	-	-	-
01/01	Buffalo	S	7	5	2	-	-	1	38	1	-	-	-
<b>2011 Totals</b>			<b>14/14</b>	<b>94</b>	<b>71</b>	<b>23</b>	<b>0</b>	<b>0</b>	<b>2</b>	<b>38</b>	<b>12</b>	<b>0</b>	<b>5</b>
01/14	Denver	S	7	5	2	-	-	-	-	-	-	-	-
01/22	Baltimore	S	5	3	2	-	-	-	-	-	-	-	-
02/05	N.Y. Giants	S	7	6	1	-	-	-	-	-	-	-	-
<b>2011 Postseason</b>			<b>3/3</b>	<b>19</b>	<b>14</b>	<b>5</b>	<b>0.0</b>	<b>0.0</b>	<b>0</b>	<b>0</b>	<b>0</b>	<b>0</b>	<b>0</b>

2012	Opponent	P/S	TT	UT	A	S	Yds	Int	Yds	PD	FF	FR	SpT
09/09	at Tennessee	S	7	5	2	-	-	-	-	2	-	-	-
09/16	Arizona	S	4	2	2	-	-	-	-	-	-	-	-
09/23	at Baltimore	S	7	7	0	-	-	-	-	4	-	-	1
09/30	at Buffalo	S	6	6	0	-	-	2	34	2	-	-	-
10/07	Denver	S	4	4	0	-	-	-	-	-	-	-	-
10/14	at Seattle	S	5	5	0	-	-	-	-	1	-	-	-
10/21	N.Y. Jets	S	3	3	0	-	-	-	-	-	-	-	-
10/28	at St. Louis	S	3	2	1	-	-	-	-	-	-	-	-
11/11	Buffalo	S	9	3	6	-	-	1	0	1	1	-	-
11/18	Indianapolis	S	8	5	3	-	-	-	-	1	-	-	-
11/22	at N.Y. Jets	S	9	5	4	-	-	-	-	1	-	-	1
12/02	at Miami	S	6	2	4	-	-	-	-	-	-	-	-
12/10	Houston	S	5	5	0	-	-	1	19	1	-	-	-
12/16	San Francisco	S	4	2	2	-	-	1	0	1	-	-	1
12/23	at Jacksonville	S	5	3	2	-	-	-	-	-	-	-	-
12/30	Miami	S	4	4	0	-	-	-	-	-	-	-	-
<b>2012 Totals</b>			<b>16/16</b>	<b>89</b>	<b>63</b>	<b>26</b>	<b>0.0</b>	<b>0.0</b>	<b>5</b>	<b>53</b>	<b>13</b>	<b>2</b>	<b>0</b>
01/13	Houston	S	7	6	1	-	-	-	-	-	-	-	1
01/20	Baltimore	S	8	4	4	-	-	-	-	-	-	-	-
<b>2012 Postseason</b>			<b>2/2</b>	<b>15</b>	<b>10</b>	<b>5</b>	<b>0.0</b>	<b>0.0</b>	<b>0</b>	<b>0</b>	<b>0</b>	<b>0</b>	<b>1</b>



T.J.  
**MOE**



**84**

HT: 6-0 WT: 200  
Born: 10/14/1990

Exp. (NFL/Patriots): Rookie Acq: FA-13  
College: Marshall Hometown: O'Fallon, Mo.

**W I D E R E C E I V E R**

## CAREER TRANSACTIONS

T.J. Moe was signed by the New England Patriots as a rookie free agent on May 3, 2013.

## SEASONAL REVIEWS

**2013 (0/0)**

★ Placed on Injured Reserve with an Achilles injury (6/3).

## COLLEGE

★ Played in 48 games over four seasons at Missouri, tallying 188 receptions for 2,101 yards and 11 touchdowns.

## PERSONAL

★ Son of David and Becky Moe.

★ Played quarterback at Fort Zumwalt West High School (O'Fallon, Mo.) and was named Missouri ESPN Rise Gatorade Football Player of the Year as a senior.

★ Majored in business administration.



# MATTHEW MULLIGAN



# 88

HT: 6-4 WT: 267  
 Born: 1/18/1985 Exp. (NFL/Patriots): 5/1  
 GP/GS (Playoffs): 65/24 [5/1] Acq: FA-13  
 College: Maine Hometown: Enfield, Maine

T I G H T E N D

## CAREER TRANSACTIONS

Matthew Mulligan was signed by the New England Patriots as a free agent on Sept. 10, 2013 ... Originally signed by Miami as a rookie free agent (5/2/08) ... Released by Miami (9/2/08) ... Signed by Miami to the practice squad (9/3/08) ... Released by Miami from the practice squad (11/5/08) ... Signed by Tennessee to the practice squad (11/19/08) ... Released by Tennessee (9/5/09) ... Claimed off waivers by the New York Jets (9/6/09) ... Released by the New York Jets (9/22/09) ... Signed by the New York Jets to the practice squad (9/24/09) ... Signed by the New York Jets to the 53-man roster from the practice squad (12/2/09) ... Signed by the St. Louis Rams as an unrestricted free agent free agent from the New York Jets (3/26/12) ... Released by St. Louis (3/22/13) ... Signed by Green Bay as a free agent (4/9/13) ... Released by Green Bay (8/31/13) ... Signed By New England (9/3/13) ... Released by New England (9/5/13).

## SEASONAL REVIEWS

### 2013 (15/4, 2/1)

- ★ Made his first appearance in a Patriots uniform vs. N.Y. Jets (9/12).
- ★ Caught his first pass in a Patriots uniform - a 1-yard touchdown pass from Tom Brady at Tampa Bay (9/29).
- ★ Started his first game as a Patriot vs. Denver (11/24) in place of injured Michael Hoomanawanui.
- ★ Caught his first postseason pass for a 6-yard gain in the AFC Championship at Denver (1/19).

### 2012 (16/9 - St. Louis)

- ★ Appeared in all 16 games with nine starts for St. Louis and accumulated career highs in receptions (8), receiving yards (84) and touchdowns (1).
- ★ Matched his career high with two receptions for 14 yards and his first NFL touchdown vs. Washington (9/16). Also blocked a punt and made a tackle. Four plays later, he caught his first career TD, a 1-yard pass from QB Sam Bradford.

### 2011 (16/9 - N.Y. Jets)

- ★ Played in all 16 games with nine starts and caught five passes for 58 yards.
- ★ Also saw time on special teams.
- ★ Returned a kickoff for a career-high 20 yards vs. Kansas City (12/11).
- ★ Recorded a 41-yard catch, the longest of his career, at Miami (1/1).

## EXTRA POINTS

Mulligan did not play football in high school, as his school does not field a football team.

### 2010 (13/1 - N.Y. Jets)

- ★ Played in 13 games and made one start.
- ★ Returned one kickoff for 8 yards vs. Buffalo (1/1).

### 2009 (5/1 - N.Y. Jets)

- ★ Went to training camp with the Tennessee Titans before being released prior to the start of the regular season.
- ★ Signed with the N.Y. Jets and spent time on both the practice squad and the 53-man roster.
- ★ Appeared in five games with one start, catching one pass for 2 yards.

### 2008 (0/0 - Miami/Tennessee)

- ★ Went to training camp with Miami before being released prior to the start of the regular season and signed to the practice squad.
- ★ Spent the first eight games of the season on Miami's practice squad before being released and was signed to Tennessee's practice squad, where he spent the rest of the season.

## COLLEGE

- ★ Was a two-year starter and letterman at Maine, finishing his career with 21 games played and 18 starts.
- ★ Caught 23 passes for 268 yards and two touchdowns.
- ★ In his senior year, Mulligan started all 11 games and caught 13 passes for 157 yards and two touchdowns.

## PERSONAL

- ★ Born January 18, 1985, in Bangor, Maine.
- ★ Played four years of basketball, two years of soccer and one year of baseball, tennis and track and field at Penobscot Valley High School in Howland, Maine.
- ★ Did not play football in high school, as his school does not field a football team.
- ★ Was an honorable mention all-state selection in both basketball and soccer.



# MATTHEW MULLIGAN

Pos: TE Ht: 6-4 Wt: 267 Year: 5th Acq: FA-13 College: Maine Born: 1/18/1985

## REGULAR SEASON

## RECEIVING

Year	Team	G/S	Rec	Yds	Avg	Lg	TD
2009	N.Y. Jets	5/1	1	2	2.0	2	0
2010	N.Y. Jets	13/1	0	0	0.0	0	0
2011	N.Y. Jets	16/9	5	58	11.6	41	0
2012	St. Louis	16/9	8	84	10.5	18	1
2013	Patriots	15/4	2	16	8.0	15	1
<b>Totals – 4 Years</b>		<b>65/24</b>	<b>16</b>	<b>160</b>	<b>10.0</b>	<b>41</b>	<b>2</b>

## POSTSEASON

## RECEIVING

Year	Team	G/S	Rec	Yds	Avg	Lg	TD
2009	N.Y. Jets	3/0	0	0	0.0	0	0
2010	N.Y. Jets	1/0	0	0	0.0	0	0
2013	Patriots	2/1	1	6	6.0	6	0
<b>Totals – 3 Years</b>		<b>6/1</b>	<b>1</b>	<b>6</b>	<b>6.0</b>	<b>6</b>	<b>0</b>



# ROB NINKOVICH



# 50

HT: 6-2 WT: 260  
 Born: 2/1/1984 Exp. (NFL/Patriots): 8/5  
 GP/GS (Playoffs): 87/58 (9/8) Acq: FA-09  
 College: Purdue Hometown: Blue Island, Ill.

DEFENSIVE END

## CAREER TRANSACTIONS

Rob Ninkovich was signed by the New England Patriots as a free agent on Aug. 2, 2009 ... Originally drafted by New Orleans in the fifth round (135th overall) of the 2006 draft ... Waived by New Orleans (9/6/07) ... Claimed off waivers and awarded to Miami from New Orleans (9/7/07) ... Waived by Miami (9/31/08) ... Signed by Miami to the practice squad (9/3/08) ... Signed by Miami to the 53-man roster from the practice squad (11/15/08) ... Waived by Miami (11/21/08) ... Signed by Miami to the practice squad (11/22/08) ... Signed by New Orleans to the 53-man roster from the Miami practice squad (12/3/08) ... Waived by New Orleans (7/30/09).

## CAREER HIGHLIGHTS

- ★ Entered the league as a fifth-round pick of New Orleans in 2006 and was waived four times by New Orleans and Miami before landing in New England on Aug. 2, 2009. He spent the 2009 offseason trying to make the New Orleans team as a long snapper. Before coming to the Patriots he had appeared in just eight games over three years.
- ★ Recorded the franchise's second-longest fumble return at San Diego (10/24/10) when he returned a Chargers fumble 63 yards to the San Diego 8-yard line.
- ★ Converted from defensive line to linebacker when he entered the NFL as a fifth-round pick of New Orleans in 2006.
- ★ Converted position for the second time in his professional career, moving from linebacker to defensive end in 2012.
- ★ His 11 fumble recoveries since 2010 are the most in the NFL over that span.

## SEASONAL REVIEWS

### 2013 (16/16, 2/2)

- ★ Named a captain for the first time in 2013.
- ★ Started at left defensive end at Buffalo (9/8) and recovered his NFL-leading 10th fumble since 2010. The takeaway led to a Patriots touchdown. Also registered eight tackles.
- ★ Registered four tackles and a ½ sack vs. Tampa Bay (9/22).
- ★ Recovered a third-quarter fumble that was forced on a sack by Logan Ryan in the third quarter vs. Miami (10/27). Also compiled four tackles and a sack that led to a Chandler Jones blocked field goal. Ninkovich has the most fumble recoveries of any NFL player over the last four years with 1.

## EXTRA POINTS

Rob Ninkovich's journey to the Patriots was not easy. He entered the league as a fifth-round pick of New Orleans in 2006 and was waived four times by New Orleans and Miami before landing in New England on Aug. 2, 2009. He spent the 2009 offseason trying to make the New Orleans team as a long snapper. Before coming to the Patriots he had appeared in just eight games over three years.

- ★ Compiled six tackles and his first strip-sack of the season vs. Pittsburgh (11/3) on the Steelers' first drive. The fumble was recovered by the Patriots. Left the game in the third quarter with a foot injury and did not return.
- ★ Compiled his second career two-sack game at Carolina (11/18). His first was on Jan. 2, 2011, vs. Miami.
- ★ Posted the first double-digit tackle game of his career with a career-high 11 tackles vs. Denver (11/24).
- ★ Equaled his career high by picking up his eighth sack of the year in the regular-season finale vs. Buffalo (12/29).

### 2012 (16/16, 2/2)

- ★ Moved from linebacker to defensive end and started all 16 regular-season contests and compiled 61 tackles, a career-high eight sacks, one pass defended, forced a career-high five fumbles and recovered four others.
- ★ Started both playoff games and accumulated 12 tackles and two sacks, one interception and two passes defended.
- ★ His four strip-sacks were tied for the second most in a single season in team history. Three were recovered by New England:
  - Week 4 at Buffalo (Recovered by BUF)
  - Week 5 vs. Denver (Recovered by NE)
  - Week 7 vs. N.Y. Jets (Recovered by NE)
  - Week 11 vs. Indianapolis (Recovered by NE)
- ★ Started and made five tackles, including a strip sack of Ryan Fitzpatrick for five yards in the win at Buffalo (9/30).
- ★ Became second player in as many weeks, joining Brandon Spikes, and eighth player in team history to force two or more fumbles in a game vs. Denver (10/7). His first forced fumble came on a strip-sack of Peyton

## HONORS & AWARDS

2013

Team Captain

Manning in the third quarter that led to a touchdown and the second was late in the game deep in Patriots territory that sealed the win for the Patriots.

★ Made six tackles and finished with a ½ sack in the overtime win vs. N.Y. Jets (10/21), including the final play of the game where he and Jermaine Cunningham combined for a sack and Ninkovich forced and recovered a fumble to end the game.

★ Compiled a season-high seven tackles and a strip-sack and recovery of Andrew Luck that led to a Patriots touchdown in the win vs. Indianapolis (11/18).

★ Had five tackles and his career-high and team leading eighth sack of the season vs. San Francisco (12/16).

★ Started at left end in the win vs. Miami (12/30), but left in the second quarter with a hip injury and did not return.

★ Compiled four tackles and an interception that the Patriots converted into a touchdown in the AFC Divisional Playoff win vs. Houston (1/13).

★ Tallied eight tackles and two sacks in the AFC Championship vs. Baltimore (1/20).

### 2011 (16/16, 3/3)

★ Started all 16 games and finished with a career high in tackles (62) and compiled 6½ sacks for 54 yards. Also scored his first career touchdown on an interception return.

★ Started all three playoff games and made 16 tackles, two sacks for 12½ yards and four quarterback hits.

★ Recovered a muffed punt vs. N.Y. Giants (11/6) that led to a field goal.

★ Keyed the Patriots defense in a win at the N.Y. Jets (11/13) on Sunday Night Football with five tackles and two second-half interceptions, the latter a 12-yard pick-six for his first career touchdown to seal a 37-16 win.

★ Started and collected five tackles and 1½ sacks for 9½ yards vs. Denver (1/14) in the AFC Divisional playoff. Also forced a fumble on the Broncos' first drive that led to a Patriots touchdown.

### 2010 (16/10, 1/1)

★ Played in 16 games with 10 starts and finished the season with 58 total tackles on defense, four sacks, two interceptions, three passes defended, three fumble recoveries and 11 special teams tackles. His three fumble recoveries tied for first in the AFC and third in the NFL.

★ Was credited with his first career fumble recovery when James Sanders stripped RB Cedric Benson in the first quarter of the season opener vs. Cincinnati (9/12) to give the Patriots a first down on the Bengals 28-yard line.

★ Made his first career start at N.Y. Jets (9/19), registering five tackles and one special teams tackle.

★ Recorded his first two NFL interceptions at Miami

## FORCING THE ISSUE

LB Brandon Spikes forced two fumbles at Buffalo (9/30) and LB Rob Ninkovich forced two fumbles vs. Denver (10/7) to become one of eight Patriots players to record at least two forced fumbles in a single game.

### Most Forced Fumbles in a game/ Patriots History

Player	Fumbles
Mike Vrabel (10/28/07 vs. Washington)	3
<b>Rob Ninkovich (10/07/12 vs. Denver)</b>	<b>2</b>
<b>Brandon Spikes (09/30/12 at Buffalo)</b>	<b>2</b>
Adalius Thomas (12/16/07 vs. NY Jets)	2
Rosevelt Colvin (09/16/07 vs. San Diego)	2
Roman Phifer (11/23/02 vs. Minnesota)	2
Tebucky Jones (12/22/01 vs. Miami)	2
Ferric Collins (10/20/96 at Indianapolis)	2

(10/4), picking off QB Chad Henne in the first quarter and again in the second quarter, marking the first two-interception game for a Patriot since Leigh Bodden had three vs. NY. Jets on Nov. 22, 2009. Ninkovich also added his second career sack in the fourth quarter.

★ Registered a career-high nine tackles vs. Baltimore (10/17).

★ Returned a fumble 63 yards at San Diego (10/24) to the Chargers' 8-yard line, setting up a field goal by Stephen Gostkowski (10/24). The return was the second longest fumble return in Patriots history, second only to Richard Seymour's 68-yard touchdown return (10/3/04); registered one tackle.

★ Recorded the first two-sack game of his career vs. Miami (1/2), dropping Tyler Thigpen for a 3-yard loss in the second quarter and an 8-yard loss in the fourth quarter. Also recovered a Chad Henne fumble at the New England 41-yard line that was forced by Eric Moore, ultimately leading to a Patriots field goal in a 38-7 win.

### 2009 (15/0, 1/0)

★ Waived by New Orleans late in July and was signed by New England on Aug. 2, 2009.

★ Played in a career-high 15 games, while also setting personal bests with 10 tackles, two passes defended and 11 special teams tackles.

★ Was inactive vs. N.Y. Jets (11/22).

★ Saw significant action at outside linebacker at Denver (10/11) and registered his first NFL sack hauling down former Purdue teammate Kyle Orton for a 3-yard loss in the second quarter.

★ Tallied a career-high four tackles on defense in the Patriots 59-0 victory vs. Tennessee (10/18).

★ Played on special teams in the postseason game vs. Baltimore (1/10).

### 2008 (1/0 – Miami)

★ Began the season on the Miami practice squad.

★ Was signed from the practice squad to the 53-man roster on Nov. 15 and saw action in a reserve role vs. Oakland (11/16).

★ Was waived by Miami on Nov. 20 and re-signed to the Miami practice squad.

**2008 (0/0 – New Orleans)**

★ Signed by New Orleans off the Miami practice squad on Dec. 3 and was inactive for the final four games of the season.

**2007 (4/0 – Miami)**

- ★ Played in four games for Miami in a reserve role.
- ★ Was inactive for 12 contests.
- ★ Finished the year with two special teams tackles.

**2006 (3/0 – New Orleans)**

- ★ As a rookie with the Saints, played in three games as a reserve and posted two tackles and a pass defended on defense and two special teams tackles.
- ★ Sustained a knee injury in a Week 3 game vs. Atlanta (9/25) and was placed on Injured Reserve.

**COLLEGE**

- ★ Was a two-year letterman at Purdue (2004-05) during which time he played in 23 games with five starts.
- ★ Amassed 71 tackles, 16 sacks, two interceptions, two forced fumbles and a fumble recovery during that time.
- ★ As a senior, was a second-team All-Big Ten selection when he registered 48 tackles, eight sacks, two

interceptions, two forced fumbles and a fumble recovery.

- ★ Also caught a 1-yard touchdown pass from Curtis Painter in a 37-3 win over Illinois.
- ★ Matched his single-game career high total for sacks with four against Indiana for the second year in a row.
- ★ Tallied eight sacks as a junior, including two in a 41-16 victory over Notre Dame. Also hauled in a 2-yard touchdown pass from Kyle Orton.
- ★ Transferred to Purdue following a two-year stint at Joliet (Ill.) Junior College (2002-03).
- ★ While there, set the school single-season record for sacks with 16 in 2003.
- ★ Helped Joliet Junior College to the NJCAA National Championship as a freshman in 2002.
- ★ Majored in organizational leadership and supervision.

**PERSONAL**

- ★ Robert Michael Ninkovich was born on Feb. 1, 1984, in Blue Island, Ill.
- ★ Attended Lincoln-Way Central High School in New Lenox, Ill., where he played defensive end and tight end.
- ★ Also lettered in baseball.
- ★ Married to wife, Paige.

**ROB NINKOVICH**

Pos: DE Ht: 6-2 Wt: 260 Year: 8th Acq: FA-09 College: Purdue Born: 2/1/84

REGULAR SEASON			TACKLES					INTERCEPTIONS						MISCELLANEOUS					
Year	Team	G/S	TT	UT	A	S	Yds	No	Yds	Avg	Lg	TD	PD	FF	FR	Yds	TD	SpT	
2006	Saints	3/0	2	1	1	0.0	0.0	0	0	0.0	0	0	1	0	0	0	0	2	
2007	Dolphins	4/0	0	0	0	0.0	0.0	0	0	0.0	0	0	0	0	0	0	0	2	
2008	Dolphins/Saints	1/0	0	0	0	0.0	0.0	0	0	0.0	0	0	0	0	0	0	0	0	
2009	Patriots	15/0	10	5	5	1.0	3.0	0	0	0.0	0	0	2	0	0	0	0	11	
2010	Patriots	16/10	58	35	23	4.0	25.0	2	1	0.5	1	0	3	0	3	63	0	11	
2011	Patriots	16/16	62	46	16	6.5	54.0	2	30	15.0	18	1	4	1	2	0	0	1	
2012	Patriots	16/16	61	47	14	8.0	50.5	0	0	0.0	0	0	1	5	4	0	0	0	
2013	Patriots	16/16	93	65	28	8.0	38.0	0	0	0.0	0	0	0	2	2	0	0	0	
Totals – 8 Years		87/58	286	199	87	27.5	170.5	4	31	7.8	18	1	11	8	11	63	0	27	
Additional Statistics: 2011 - Recovered muffed punt vs. N.Y. Giants (11/6/11)																			
POSTSEASON			TACKLES					INTERCEPTIONS						MISCELLANEOUS					
Year	Team	G/S	TT	UT	A	S	Yds	No	Yds	Avg	Lg	TD	PD	FF	FR	Yds	TD	SpT	
2009	Patriots	1/0	0	0	0	0.0	0.0	0	0	0.0	0	0	0	0	0	0	0	0	
2010	Patriots	1/1	4	2	2	0.0	0.0	0	0	0.0	0	0	2	0	0	0	0	0	
2011	Patriots	3/3	16	8	8	2.0	12.5	0	0	0.0	0	0	0	1	0	0	0	0	
2012	Patriots	2/2	12	6	6	2.0	5.0	1	6	6.0	6	0	2	0	0	0	0	0	
2013	Patriots	2/2	3	3	0	0.0	0.0	0	0	0.0	0	0	0	0	0	0	0	0	
Totals – 5 Years		9/8	35	19	16	4.0	17.5	1	6	6.0	6	0	4	1	0	0	0	0	

## NINKOVICH'S CAREER GAME-BY-GAME

2009	Opponent	P/S	TT	UT	A	S	Yds	Int	Yds	PD	FF	FR	SpT
09/14	Buffalo	p	1	0	1	-	-	-	-	-	-	-	-
09/20 at	N.Y. Jets	p	0	0	0	-	-	-	-	-	-	-	-
09/27	Atlanta	p	0	0	0	-	-	-	-	-	-	-	1
10/04	Ravens	p	0	0	0	-	-	-	-	-	-	-	1
10/11 at	Denver	p	1	1	0	1.0	3.0	-	1	-	-	-	-
10/18	Tennessee	p	4	2	2	-	-	-	-	-	-	-	2
10/25 at	Tampa Bay	p	0	0	0	-	-	-	-	-	-	-	-
11/08	Miami	p	0	0	0	-	-	-	-	-	-	-	-
11/15 at	Indianapolis	p	0	0	0	-	-	-	-	-	-	-	-
11/22	N.Y. Jets	Inactive											
11/30 at	New Orleans	p	0	0	0	-	-	-	-	-	-	-	1
12/06 at	Miami	p	0	0	0	-	-	-	-	-	-	-	1
12/13	Carolina	p	1	0	1	-	-	-	-	-	-	-	1
12/20 at	Buffalo	p	1	0	1	-	-	-	-	-	-	-	-
12/27	Jacksonville	p	1	1	0	-	-	-	-	-	-	-	3
01/03 at	Houston	p	1	1	0	-	-	-	1	-	-	-	1
<b>2009 Totals</b>		<b>15/0</b>	<b>10</b>	<b>5</b>	<b>5</b>	<b>1.0</b>	<b>3.0</b>	<b>0</b>	<b>0</b>	<b>2</b>	<b>0</b>	<b>0</b>	<b>11</b>
01/10	Baltimore	p	0	0	0	-	-	-	-	-	-	-	-
<b>2009 Postseason</b>		<b>1/0</b>	<b>0</b>	<b>0</b>	<b>0</b>	<b>0.0</b>	<b>0.0</b>	<b>0</b>	<b>0</b>	<b>0</b>	<b>0</b>	<b>0</b>	<b>0</b>
2010	Opponent	P/S	TT	UT	A	S	Yds	Int	Yds	PD	FF	FR	SpT
09/12	Cincinnati	p	4	2	2	-	-	-	-	-	-	1	1
09/19 at	N.Y. Jets	S	5	3	2	-	-	-	-	-	-	-	1
09/26	Buffalo	S	2	0	2	-	-	-	-	-	-	-	-
10/04 at	Miami	S	5	3	2	1.0	7.0	2	1	2	-	-	1
10/17	Baltimore	S	9	8	1	-	-	-	-	-	-	-	-
10/24 at	San Diego	S	1	1	0	-	-	-	-	-	-	1	-
10/31	Minnesota	S	3	1	2	-	-	-	-	-	-	-	1
11/07 at	Cleveland	S	4	1	3	-	-	-	-	-	-	-	-
11/14 at	Pittsburgh	S	3	2	1	-	-	-	-	-	-	-	-
11/21	Indianapolis	p	2	0	2	-	-	-	-	-	-	-	-
11/25 at	Detroit	p	2	0	2	-	-	-	-	-	-	-	-
12/06	N.Y. Jets	p	2	2	0	-	-	-	-	-	-	-	1
12/12 at	Chicago	S	2	1	1	-	-	-	1	-	-	-	3
12/19	Green Bay	p	6	5	1	1.0	7.0	-	-	-	-	-	1
12/26 at	Buffalo	p	3	2	1	-	-	-	-	-	-	-	1
01/02	Miami	S	5	4	1	2.0	11.0	-	-	-	-	1	1
<b>2010 Totals</b>		<b>16/10</b>	<b>58</b>	<b>35</b>	<b>23</b>	<b>4.0</b>	<b>25.0</b>	<b>2</b>	<b>1</b>	<b>3</b>	<b>0</b>	<b>3</b>	<b>11</b>
01/16	N.Y. Jets	S	4	2	2	-	-	-	-	-	2	-	-
<b>2010 Postseason</b>		<b>1/1</b>	<b>4</b>	<b>2</b>	<b>2</b>	<b>0.0</b>	<b>0.0</b>	<b>0</b>	<b>0</b>	<b>0</b>	<b>2</b>	<b>0</b>	<b>0</b>
2011	Opponent	P/S	TT	UT	A	S	Yds	Int	Yds	PD	FF	FR	SpT
09/12 at	Miami	S	1	1	0	-	-	-	-	-	-	-	-
09/18	San Diego	S	0	0	0	1.0	0.0	-	-	-	-	1	-
09/25 at	Buffalo	S	1	1	0	-	-	-	-	-	-	-	-
10/02 at	Oakland	S	5	4	1	-	-	-	-	-	-	-	-
10/09	N.Y. Jets	S	6	3	3	0.5	0.0	-	-	-	-	-	-
10/16	Dallas	S	5	3	2	-	-	-	1	-	-	-	-
10/30 at	Pittsburgh	S	3	2	1	-	-	-	-	-	-	-	-
11/06	N.Y. Giants	S	7	2	5	-	-	-	1	-	-	-	-
11/13 at	N.Y. Jets	S	5	5	0	-	-	2	30	2	-	-	-
11/21	Kansas City	S	6	6	0	1.0	5.0	-	-	-	-	-	-
11/27 at	Philadelphia	S	3	3	0	1.0	7.0	-	-	-	-	-	-
12/04	Indianapolis	S	3	3	0	1.0	8.0	-	-	-	-	-	-
12/11 at	Washington	S	6	6	0	-	-	-	-	-	-	-	-
12/18 at	Denver	S	5	4	1	1.0	28.0	-	-	-	-	1	-
12/24	Miami	S	4	3	1	1.0	6.0	-	-	-	1	-	1
01/01	Buffalo	S	2	0	2	-	-	-	-	-	-	-	-
<b>2011 Totals</b>		<b>16/16</b>	<b>62</b>	<b>46</b>	<b>16</b>	<b>6.5</b>	<b>54.0</b>	<b>2</b>	<b>30</b>	<b>4</b>	<b>1</b>	<b>2</b>	<b>1</b>
01/14	Denver	S	5	4	1	1.5	9.5	-	-	-	1	-	-
01/22	Baltimore	S	7	1	6	-	-	-	-	-	-	-	-
02/05	N.Y. Giants	S	4	3	1	0.5	3.0	-	-	-	-	-	-
<b>2011 Postseason</b>		<b>3/3</b>	<b>16</b>	<b>8</b>	<b>8</b>	<b>2.0</b>	<b>12.5</b>	<b>0</b>	<b>0</b>	<b>0</b>	<b>1</b>	<b>0</b>	<b>0</b>
2012	Opponent	P/S	TT	UT	A	S	Yds	Int	Yds	PD	FF	FR	SpT
09/09 at	Tennessee	S	0	0	0	-	-	-	-	-	-	-	-
09/16	Arizona	S	5	3	2	0.5	0.0	-	-	-	-	-	-
09/23 at	Baltimore	S	1	1	0	-	-	-	-	-	-	-	-
09/30 at	Buffalo	S	5	4	1	1.0	5.0	-	-	-	1	-	-
10/07	Denver	S	6	3	3	1.0	6.0	-	-	-	2	-	-
10/14 at	Seattle	S	3	3	0	-	-	-	-	-	-	1	-
10/21	N.Y. Jets	S	6	6	0	0.5	7.5	-	-	-	1	1	-
10/28 at	St. Louis	S	6	6	0	1.0	8.0	-	-	1	-	-	-
11/11	Buffalo	S	3	3	0	1.0	2.0	-	-	-	-	-	-
11/18	Indianapolis	S	7	7	0	1.0	5.0	-	-	-	1	1	-
11/22 at	N.Y. Jets	S	2	0	2	-	-	-	-	-	-	1	-
12/02 at	Miami	S	3	3	0	-	-	-	-	-	-	-	-
12/10	Houston	S	5	3	2	1.0	4.0	-	-	-	-	-	-
12/16	San Francisco	S	5	2	3	1.0	13.0	-	-	-	-	-	-
12/23 at	Jacksonville	S	4	3	1	-	-	-	-	-	-	-	-
12/30	Miami	S	0	0	0	-	-	-	-	-	-	-	-
<b>2012 Totals</b>		<b>16/16</b>	<b>61</b>	<b>47</b>	<b>14</b>	<b>8.0</b>	<b>50.5</b>	<b>0</b>	<b>0</b>	<b>1</b>	<b>5</b>	<b>4</b>	<b>0</b>
01/13	Houston	S	4	2	2	-	-	1	6	2	-	-	-
01/20	Baltimore	S	8	4	4	2.0	5.0	-	-	-	-	-	-
<b>2012 Postseason</b>		<b>2/2</b>	<b>12</b>	<b>6</b>	<b>6</b>	<b>2.0</b>	<b>5.0</b>	<b>1</b>	<b>6</b>	<b>2</b>	<b>0</b>	<b>0</b>	<b>0</b>





# STEVAN RIDLEY



# 22

HT: 5-11 WT: 220

Born: 1/27/1989 Exp. (NFL/Patriots): 3/3

GP/GS (Playoffs): 46/20 (5/1) Acq: D3a-11 (73rd)

College: Louisiana State Hometown: Natchez, Miss.

**R U N N I N G   B A C K**

## PRONOUNCED STEE-ven

### CAREER TRANSACTIONS

Stevan Ridley was drafted by the New England Patriots in the third round (73rd overall) of the 2011 NFL Draft.

### CAREER HIGHLIGHTS

- ★ Named to 2012 *USA Today* All-Joe Team.
- ★ In 2012, Ridley reached 1,200 yards to give New England its fifth 1,200-yard rusher and is the 12th Patriots player to reach 1,000 yards. Ridley has compiled the 15th season in Patriots history with over 1,000 yards rushing.
- ★ His 13 touchdowns rushing in 2012 are tied for fifth-most in team history.
- ★ Has 455 rushing attempts for 2,024 yards for a 4.45 average and now qualifies for the all-time lead in rushing average (minimum 450 carries).

### SEASONAL REVIEWS

#### 2013 (14/6, 2/0)

- ★ Started at running back in the season opener at Buffalo (9/8) and rushed nine times for 46 yards.
- ★ Rushed 11 times for 53 yards and caught two passes for 26 yards at Atlanta (9/29), including a career-long 24-yard reception to sustain a drive that led to a Patriots touchdown.
- ★ Was inactive due to injury at Cincinnati (10/6).
- ★ Led the Patriots rushing attack vs. New Orleans (10/13) with 96 yards on 20 carries and two touchdowns. It was the third multi-touchdown game of his career and first since the 2012 regular-season finale vs. Miami (12/30). Also caught one pass for 14 yards.
- ★ Finished with 11 carries for 50 yards and a touchdown at N.Y. Jets (10/20), pushing him over 450 carries for his career and qualifying for the team's all-time leader in rushing average (4.45 ypc).
- ★ Led the team with 14 carries for 79 yards and a key fourth-quarter touchdown vs. Miami (10/27).
- ★ Rushed 26 times for 115 yards and two scores vs. Pittsburgh, marking the first time in 2013 Ridley has eclipsed 100 yards rushing and the fifth of his career. It was also his second two-touchdown game of the season and fourth of his career.
- ★ Gained 48 yards on 13 carries and a touchdown in his fifth straight game at Carolina (11/18).
- ★ Was inactive at Houston (12/1).
- ★ Notched 52 yards rushing on 14 carries and two touchdowns in the Divisional Playoff vs. Indianapolis (1/11).

### HONORS & AWARDS

2012

*USA Today* All-Joe Team

## EXTRA POINTS

- ★ Ridley surprised many with his breakout junior season at LSU and that led to his decision to leave school early for the NFL. He eventually made the choice after careful discussions with friends and family.

"I had a group of people around me, my mom and my dad, my uncle, my high school coach, a close family friend who is the family lawyer, and weighed all the options," Ridley said, adding that he didn't make an impetuous decision, but one that "we put a lot of work into to see if it was my best move to come back or leave."

#### 2012 (16/12, 2/1)

- ★ Played in all 16 regular season games, making 12 starts and finished with the fourth-highest rushing total in team history - 1,263 rushing yards on 290 carries (4.4 avg) and 12 touchdowns rushing (tied for fifth all time). Also caught six passes for 51 yards (8.5 avg).
- ★ Became the 12th running back in Patriots' history to rush for 1,000 yards rushing in a season and only the fourth Patriot to eclipse 1,200 yards.
- ★ Appeared in both postseason contests, making one start in the AFC Championship and rushed 33 times for 152 yards (4.6 avg) and one touchdown. Also caught one pass for 13 yards.
- ★ Finished seventh in the NFL and third in the AFC in rushing.

### RIDLEY RUSHES INTO RECORD BOOKS

Stevan Ridley (1,263) became the sixth player in team history to eclipse 1,200 yards rushing in a season. In the process, Ridley compiled the 15th season in Patriots history with over 1,000 yards rushing. It was the fourth-best rushing performance in team history.

#### PATRIOTS WITH 1,000 YARDS RUSHING IN A SEASON

Player	Year	Net Average
Stevan Ridley	2012	1,263
BenJarvus Green-Ellis	2010	1,008
Corey Dillon	2004	1,635
Antowain Smith	2001	1,157
Robert Edwards	1998	1,115
Curtis Martin	1997	1,160
Curtis Martin	1996	1,152
Curtis Martin	1995	1,487
Leonard Russell	1993	1,088
John Stephens	1988	1,168
Craig James	1985	1,227
Tony Collins	1983	1,049
Sam Cunningham	1977	1,015
Jim Nance	1967	1,216
Jim Nance	1966	1,458

## RIDLEY GOING STRONG

Stevan Ridley became the fifth Patriots' player to reach 1,200 yards and his 1,263 yards in 2012 are the fourth best in franchise history.

### MOST YARDS RUSHING/SINGLE SEASON

Player	Season	Yds
Corey Dillon	2004	1,635
Curtis Martin	1995	1,487
Jim Nance	1966	1,458
<b>Stevan Ridley</b>	<b>2012</b>	<b>1,263</b>
Craig James	1985	1,227

## TEAM LEADER

Ridley finished tied for third in the NFL with 12 rushing touchdowns in 2012. The 12 rushing touchdowns are tied with Corey Dillon (2005 and 2004), Antowain Smith (2001) and Steve Grogan (1976) for fifth all-time in team history.

### MOST RUSHING TOUCHDOWNS/SEASON IN PATRIOTS HISTORY

14	Curtis Martin, 1996
14	Curtis Martin, 1995
13	BenJarvus Green-Ellis, 2010
13	Corey Dillon, 2006
<b>12</b>	<b>Stevan Ridley, 2012</b>
12	Corey Dillon, 2005
12	Corey Dillon, 2004
12	Antowain Smith, 2001
12	Steve Grogan, 1976

★ Scored 12 rushing TDs in 2012. It is the 13th time in Patriots history that a running back has finished a season with 10 or more touchdowns rushing.

★ Rushed for over 100 yards in four games:

- Week 1 at Tennessee (125 yds)
- Week 4 at Buffalo (106)
- Week 5 vs. Denver (151)
- Week 8 at St. Louis (127)

★ Scored multiple rushing touchdowns twice:

- Week 4 at Buffalo (2 rush TDs)
- Week 17 vs. Miami (2)

★ Started and rushed for 125 yards on 21 carries (6.0 avg), eclipsing the 100-yard mark for the first time in his career, in the season-opening win at Tennessee (9/9). Also caught two passes for 27 yards (13.5 avg) including a career-long 20-yard reception. Five carries went for 15 yards or more; no Patriots running back in at least the past 25 years has done that in a single game.

★ Started and rushed for 106 yards on 22 carries (4.8 avg) and two touchdowns for the second 100-yard rushing game of the season. Ridley and Brandon Bolden (137 yards) became the first Patriots running back duo to eclipse 100 yards rushing in the same game since Nov. 23, 1980 at Baltimore Colts when Don Calhoun (106) and Vagas Ferguson (100) each went over 100 yards rushing. Also caught one pass for 11 yards.

★ Rushed for a career-high 151 yards on 28 carries (5.4 avg) and a touchdown vs. Denver (10/7) as part of a rushing attack that eclipsed 200 yards in back-to-back games for the first time since 1978.

★ Carried 15 times for 127 yards (8.5 avg) and a touchdown including a career-long 41-yard rush that set up a touchdown at St. Louis (10/28).

★ Finished with 71 yards on 19 carries (3.7 avg) and a touchdown including 46 yards on 11 rushes in the Patriots final drive to help seal the win at Miami (12/2). Eclipsed the 1,000-yard plateau for the first time in his career, becoming the 12th Patriot to achieve that mark

## RIDLEY'S SINGLE GAME CAREER HIGHS

### Single Game Highs:

<b>Attempts</b>	28 vs. Denver (10/7/12) 22 vs. Buffalo (11/11/12) 22 at Buffalo (9/30/12)
<b>Yards</b>	151 vs. Denver (10/7/12) 127 at St. Louis (10/28/12) 125 at Tennessee (9/9/12)
<b>Touchdowns</b>	4 Times. Most Recent: vs. Pittsburgh (11/13/13)

and the 15th time it has happened in franchise history.

★ Scored two touchdowns on 74 yards and 20 carries (3.7 avg) for his second multi-touchdown game of the season vs. Miami (12/30).

★ Rushed 15 times for 82 yards (5.5 avg) and his first postseason touchdown in the Divisional Playoff win vs. Houston (1/13). Also caught one pass for 13 yards.

### 2011 (16/2, 1/0)

★ Played in all 16 games with two starts and gained 441 yards on 87 carries (5.1 avg.) and a touchdown. Also caught three passes for 13 yards (4.3 avg.) and returned seven kickoffs for 152 yards (21.7 avg.)

★ Appeared in one playoff game, accumulating 25 yards of offense vs. Denver (1/14).

★ Ran for 97 yards on 10 carries (9.7 avg) at Oakland (10/2). Had several long runs, including a 33-yard touchdown in the third quarter for his first NFL score. Also caught a pass for three yards.

★ Made his NFL debut against the Dolphins (9/12).

★ Accumulated 21 yards on four carries (5.3 avg.) and caught one pass for four yards in the AFC Divisional Playoff win vs. Denver (1/14).

★ Was inactive for AFC Championship win vs. Baltimore (1/22).

★ Dressed but did not play vs. N.Y. Giants in Super Bowl XLVI (2/5).

### COLLEGE

★ Started nine of 39 games that he played in at Louisiana State, carrying 306 times for 1,419 yards (4.6 avg.) and 19 touchdowns.

★ Caught 17 passes for 94 yards (5.5 avg.) and scored 114 points.

★ Recorded 26 tackles (10 solos) and gained 1,513 all-purpose yards.

★ Became the 13th player in school history to rush for over 1,000 yards in a season.

★ His 1,147 rushing yards in 2010 rank seventh on the Tigers' annual record chart behind Charles Alexander (1,686 in 1977; 1,172 in 1978), Kevin Faulk (1,282 in 1996; 1,279 in 1998), Dalton Hilliard (1,268 in 1984) and Charles Scott (1,174 in 2008).

★ His 249 carries in 2010 placed fifth on the university's season-record list, topped by Charles Alexander (311 in 1977; 281 in 1978) and Dalton Hilliard (258 in 1985; 254 in 1984).

★ His 15 touchdown runs in 2010 tied Kevin Faulk (1997) for fourth on the Tigers' annual record chart, surpassed by LaBrandon Toefield (19 in 2001), Charles Scott (18 in 2008) and Charles Alexander (17 in 1977).

★ Honors and Awards (2010): Third-team All-American honors (as a fullback) from The NFL Draft Report;

All-Southeastern Conference first-team choice by the league's coaches; second-team accolades from the Associated Press; SEC Offensive Player of the Week vs. Tennessee.

- ★ Selected squad captain and played in all 13 games.
- ★ Led the Southeastern Conference, as he recorded 15 tackles (three solos) on special teams in 2008.
- ★ Redshirted as a freshman.

## PERSONAL

- ★ Attended Trinity Episcopal (Natchez, Miss.) High School.
- ★ Widely considered the top all-around athlete in the state of Mississippi as a senior in 2006.
- ★ wo-way star played tailback, fullback, quarterback and linebacker during his playing days with the Saints.
- ★ Rated the state of Mississippi's sixth-best overall prospect and the No. 21 overall athlete in the nation by Rivals.com.
- ★ Named first-team All-State by the Clarion Ledger after accumulating 3,089 yards rushing and 28 touchdowns as a senior.
- ★ 2006 Natchez Democrat Metro Player of the Year after he led his team to the Class 1A state championship, in which he had 52 carries for 317 yards and three TDs.

## RIDLEY RUNS INTO RECORD BOOKS

Stevan Ridley has 495 rushing attempts for 2,218 yards for a 4.48 yard average and now qualifies for the all-time team lead in rushing average. He met the qualification of 450 rushing attempts by rushing for 50 yards and a touchdown on 11 attempts in a game at N.Y. Jets (10/20/13).

## HIGHEST RUSHING AVERAGE (Career - 450 Attempts)

Player	Average
Stevan Ridley	4.48, 2011-13 (495-2,218)
Corey Dillon	4.22, 2004-06 (753-3,180)
Craig James	4.22, 1984-88 (585-2,469)
Kevin Faulk	4.17, 1999-2011 (864-3,607)
Laurence Maroney	4.17, 2006-09 (582-2,430)

- ★ As a junior, tallied over 2,300 all-purpose yards, including 1,818 yards rushing with 22 touchdowns, passing for another 841 yards.
- ★ Also collected 86 tackles (36 solos) to earn Class 2A All-State first-team accolades.
- ★ General Studies major.
- ★ Born Stevan Todd Ridley on Jan. 27, 1989.

## STEVAN RIDLEY

Pos: RB Ht: 5-11 Wt: 220 Year: 3rd Acq: D3A-11 (73rd) College: Louisiana State Born: 1/27/89

REGULAR SEASON			RUSHING					RECEIVING				
Year	Team	G/S	No	Yds	Avg	Lg	TD	No	Yds	Avg	Lg	TD
2011	Patriots	16/2	87	441	5.1	33t	1	3	13	4.8	8	0
2012	Patriots	16/12	290	1,263	4.4	41	12	6	51	10.2	20	0
2013	Patriots	14/6	178	773	4.3	29	7	10	62	6.2	24	0
Totals – 3 Years		46/20	555	2,477	4.5	41	20	19	126	6.6	24	0
POSTSEASON			RUSHING					RECEIVING				
Year	Team	G/S	No	Yds	Avg	Lg	TD	No	Yds	Avg	Lg	TD
2011	Patriots	1/0	4	21	5.3	11	0	1	4	4.0	4	0
2012	Patriots	2/1	33	152	4.6	23	1	1	13	13.0	13	0
2013	Patriots	2/0	19	69	3.6	10	2	0	0	0.0	0	0
Totals – 2 Years		5/1	56	242	4.3	23	3	2	17	8.5	13	0

## RIDLEY'S CAREER GAME-BY-GAME

Rushing													Receiving												
2011	Opponent	P/S	No	Yds	Avg	Lg	TD	No	Yds	Avg	Lg	TD	2012	Opponent	P/S	No	Yds	Avg	Lg	TD	No	Yds	Avg	Lg	TD
09/12	Miami	p	0	0	0.0	0	0	0	0	0.0	0	0	09/09	Tennessee	S	21	125	6.0	17	1	2	27	13.5	20	0
09/18	San Diego	p	2	9	4.5	6	0	0	0	0.0	0	0	09/16	Arizona	S	18	71	3.9	20	0	3	24	8.0	16	0
09/25	Buffalo	p	6	42	7.0	16	0	1	8	8.0	8	0	09/23	Baltimore	S	13	37	2.8	14	0	0	0	0.0	0	0
10/02	Oakland	p	10	97	9.7	33t	1	1	3	3.0	3	0	09/30	Buffalo	S	22	106	4.8	13	2	0	0	0.0	0	0
10/09	N.Y. Jets	p	7	13	1.9	5	0	0	0	0.0	0	0	10/07	Denver	p	28	151	5.4	20	1	0	0	0.0	0	0
10/16	Dallas	S	3	19	6.3	16	0	0	0	0.0	0	0	10/14	Seattle	p	16	34	2.1	6	0	1	0	0.0	0	0
10/30	Pittsburgh	p	0	0	0.0	0	0	0	0	0.0	0	0	10/21	N.Y. Jets	p	17	65	3.8	12	0	0	0	0.0	0	0
11/06	N.Y. Giants	p	3	10	3.3	6	0	1	2	2.0	2	0	10/28	St. Louis	S	15	127	8.5	41	1	0	0	0.0	0	0
11/13	N.Y. Jets	p	5	4	0.8	3	0	0	0	0.0	0	0	11/11	Buffalo	S	22	98	4.5	24	1	0	0	0.0	0	0
11/21	Kansas City	p	0	0	0.0	0	0	0	0	0.0	0	0	11/18	Indianapolis	S	13	28	2.2	11	1	0	0	0.0	0	0
11/27	Philadelphia	p	4	4	1.0	6	0	0	0	0.0	0	0	11/22	N.Y. Jets	S	21	97	4.6	9t	1	0	0	0.0	0	0
12/04	Indianapolis	p	8	33	4.1	8	0	0	0	0.0	0	0	12/02	Miami	S	19	71	3.7	11	1	0	0	0.0	0	0
12/11	Washington	p	0	0	0.0	0	0	0	0	0.0	0	0	12/10	Houston	S	18	72	4.0	14t	1	0	0	0.0	0	0
12/18	Denver	p	11	65	5.9	24	0	0	0	0.0	0	0	12/16	San Francisco	S	9	23	2.6	15	0	0	0	0.0	0	0
12/24	Miami	p	13	64	4.9	18	0	0	0	0.0	0	0	12/23	Jacksonville	S	18	84	4.7	16	0	0	0	0.0	0	0
01/01	Buffalo	S	15	81	5.4	21	0	0	0	0.0	0	0	12/30	Miami	p	20	74	3.7	13	2	0	0	0.0	0	0
2011 Totals		16/2	87	441	5.1	33t	1	0	0	0.0	0	0	2012 Totals	16/12	290	1,263	4.4	41	12	6	51	8.5	20	0	0
01/14	Denver	p	4	21	5.3	11	0	1	4	4.0	4	0	01/13	Houston	p	15	82	5.5	23	1	1	13	13.0	13	0
01/22	Baltimore		Inactive										01/20	Baltimore	S	18	70	3.9	9	0	0	0	0.0	0	0
02/05	N.Y. Giants		Did Not Play										2012 Postseason	2/1	33	152	4.6	23	1	1	13	13.0	13	0	
2011 Postseason		1/0	4	21	5.3	11	0	1	4	4.0	4	0													



LOGAN  
RYAN



26

HT: 5-11 WT: 195

Born: 2/9/1991 Exp. (NFL/Patriots): Rookie  
GP/GS (Playoffs): 16/7 (2/0) Acq: D3a-13 (83rd)  
College: Rutgers Hometown: Voorhees, N.J.

C O R N E R B A C K

## CAREER TRANSACTIONS

Logan Ryan was drafted by the New England Patriots in the third round (83rd overall) of the 2013 NFL Draft.

## SEASONAL REVIEWS

2013 (16/7, 2/0)

- ★ Played in his first professional game at Buffalo (9/8), appearing mainly on special teams.
- ★ Registered the first three tackles of his career vs. Tampa Bay (9/22).
- ★ Made his first career start vs. New Orleans (10/13).
- ★ Started at N.Y. Jets (10/20) and returned his first career interception 79 yards for a touchdown. Also collected a career-high four tackles.
- ★ Forced a fumble on his first NFL sack vs. Miami (10/27). Ryan strip-sacked Ryan Tannehill, forcing a fumble that was recovered by Rob Ninkovich deep in Miami territory. New England a touchdown scored three plays later. Finished the game with four tackles, two sacks for 18-yards, one pass defended and one forced fumble.
- ★ Started as the nickel corner vs. Denver (11/24) and intercepted a Peyton Manning pass early in the fourth quarter that led to a touchdown. Posted four tackles.
- ★ Intercepted a pass for the second straight game at Houston (12/1) and made three tackles.
- ★ Picked off two passes for the first two interception game of his career at Baltimore (12/22). Patriots offense turned the interceptions into 10 points en route to a win.
- ★ Started at left cornerback for the injured Alfonzo

Dennard vs. Buffalo (12/29) and tallied a season-high six tackles.

★ Finished his rookie campaign with a team-high five interceptions, tied for most in the AFC and led all NFL rookies.

## COLLEGE

- ★ Started 27-of-37 games at Rutgers – all at cornerback.
- ★ Earned First Team All-American honors (Pro Football Weekly), second-team All-America accolades from The NFL Draft Report, All-Big Conference and Academic All-Big East honors as a senior.
- ★ Earned All-Big East Conference first-team honors from The NFL Draft Report as a junior.
- ★ Earned Big East All-Academic team honors as a sophomore.
- ★ Recorded 170 tackles (111 solos) with an assisted sack, 11 stops for losses of 49 yards and a quarterback pressure.
- ★ Caused two fumbles and recovered four others, returning one 18 yards.
- ★ Deflected 39 passes and intercepted seven others for 73 yards in returns (10.4 avg), including one touchdown.

## PERSONAL

- ★ Born Feb. 2, 1991.
- ★ Majored in labor studies.
- ★ Resides in Berlin, N.J.

Pos: CB Ht: 5-11 Wt: 195 Year: R Acq: D3a-13 (83rd) College: Rutgers Born: 2/9/91

REGULAR SEASON		TACKLES						INTERCEPTIONS					MISCELLANEOUS					
Year	Team	G/S	TT	UT	A	S	Yds	No	Yds	Avg	Lg	TD	PD	FF	FR	Yds	TD	Sp
2013	Patriots	16/7	41	33	8	1.5	14.0	5	82	16.4	79	1	10	1	0	0	0	0
Totals – 1 Year		16/7	41	33	8	1.5	14.0	5	82	16.4	79	1	10	1	0	0	0	0
POSTSEASON		TACKLES						INTERCEPTIONS					MISCELLANEOUS					
Year	Team	G/S	TT	UT	A	S	Yds	No	Yds	Avg	Lg	TD	PD	FF	FR	Yds	TD	SpT
2013	Patriots	2/0	12	9	3	0.0	0.0	0	0	0.0	0	0	0	0	0	0	0	0
Totals – 1 Year		2/0	12	9	3	0.0	0.0	0	0	0.0	0	0	0	1	0	0	0	0





# SEALVER SILIGA



# 71

HT: 6-2 WT: 325  
Born: 4/26/1990 Exp. (NFL/Patriots): 2/1  
GP/GS (Playoffs): 6/4 (2/2) Acq: FA-13  
College: Utah Hometown: West Jordan, Utah

**D E F E N S I V E T A C K L E**

## PRONOUNCED SIL-ver SEE-ling-gah

### CAREER TRANSACTIONS

Sealver Siliga was signed by the New England Patriots to the 53-man roster from the practice squad on Nov. 27, 2013 ... Originally signed by San Francisco as a rookie free agent (7/27/11) ... Released by San Francisco (9/3/11) ... Signed by Denver to the practice squad (10/18/11) ... Released by Denver (8/31/12) ... Signed by Denver to the practice squad (9/1/12) ... Signed by Denver to the 53-man roster from the practice squad (9/8/12) ... Traded by Denver to Seattle (8/20/13) ... Released by Seattle (8/31/13) ... Signed by Seattle to the practice squad (9/2/13) ... Released by Seattle from the practice squad (9/17/13) ... Signed by Seattle to the practice squad (9/24/13) ... Released by Seattle from the practice squad (10/4/13) ... Signed by New England to the practice squad (10/23/13).

### SEASONAL REVIEWS

#### 2013 (0/0 - Seattle)

- ★ Began training camp with Denver before being traded to Seattle.
- ★ Released by Seattle at the end of training camp and was brought back to the practice squad where he spent the first five weeks of the season before being released.

#### 2013 (5/4, 2/2 - New England)

- ★ Played in his first game as a Patriot at Houston (12/1) and made three tackles.
- ★ Made his first career start vs. Cleveland (12/8) and tallied six tackles.
- ★ Started his second straight game and notched his first career sack at Miami (12/15) along with two tackles.
- ★ Posted a sack in his second straight game at Baltimore (12/22) and made four tackles.
- ★ Closed out the regular season with a sack in his third

straight game vs. Buffalo (12/29). Forced a fumble out of bounds on the third-down sack that kept Buffalo to a field goal in Patriots territory.

#### 2012 (1/0)

- ★ Played in one game for Denver and contributed one solo tackle while spending the entire season on the Broncos' active roster.
- ★ Waived during final roster cutdowns before being signed to the practice squad and elevated to the active roster before Denver's season opener.
- ★ Made his NFL debut vs. Tampa Bay (12/2) and made one tackle.

#### 2011 (0/0 - Denver)

- ★ Went to training camp with San Francisco before being released and spending the year on Denver's practice squad.

### COLLEGE

- ★ Started 21-of-37 games at Utah and recorded 97 tackles, 2½ sacks, five passes defended and one fumble recovery.
- ★ Named an honorable mention All-Mountain West Conference selection following his final two seasons.

### PERSONAL

- ★ Born April 26, 1990, in West Jordan, Utah and is one of 11 children.
- ★ Attended Copper Hills High School where he lettered in football four times as a two-way lineman.
- ★ Earned all-state, all-conference and Class 5A All-Region III honors following his senior campaign in addition to capturing the state of Utah power-lifting title, producing a 560-pound squat, 600-pound dead lift, 390-pound bench press and a 315-pound power clean.

PLAYERS

## SEALVER SILIGA

Pos: DT Ht: 6-2 Wt: 325 Year: 2nd Acq: FA-13 College: Utah Born: 4/26/90

REGULAR SEASON		TACKLES						INTERCEPTIONS					MISCELLANEOUS					
Year	Team	G/S	TT	UT	A	S	Yds	No	Yds	Avg	Lg	TD	PD	FF	FR	Yds	TD	SpT
2012	Broncos	1/0	1	1	0	0.0	0.0	0	0	0.0	0	0	0	0	0	0	0	0
2013	Patriots	5/4	21	14	7	3.0	26.0	0	0	0.0	0	0	0	1	0	0	0	0
Totals – 2 Years		6/4	21	14	7	3.0	26.0	0	0	0.0	0	0	0	1	0	0	0	0
REGULAR SEASON		TACKLES						INTERCEPTIONS					MISCELLANEOUS					
Year	Team	G/S	TT	UT	A	S	Yds	No	Yds	Avg	Lg	TD	PD	FF	FR	Yds	TD	SpT
2013	Patriots	2/2	8	6	2	0.0	0.0	0	0	0.0	0	0	0	0	0	0	0	0
Totals – 1 Year		2/2	8	6	2	0.0	0.0	0	0	0.0	0	0	0	0	0	0	0	0





# MATTHEW SLATER



**18**

HT: 6-0 WT: 210  
Born: 9/9/1985 Exp. (NFL/Patriots): 6/6  
GP/GS (Playoffs): 87/3 (9/1) Acq: D5-08 (153rd)  
College: UCLA Hometown: Anaheim, Calif.

PRO BOWLS:

W I D E R E C E I V E R

11 12 13

## CAREER TRANSACTIONS

Matthew Slater was drafted by the New England Patriots in the fifth round (153rd overall) of the 2008 NFL Draft.

## CAREER HIGHLIGHTS

- ★ Named to three Pro Bowls in 2011, 2012 and 2013.
- ★ Was elected special teams captain by his teammates in 2011, 2012 and 2013
- ★ Has played wide receiver, safety and a major role on special teams in his first six NFL seasons.
- ★ Has led the team in special teams tackles for four straight seasons: 21 in 2010, 17 in 2011, 20 in 2012 and 14 in 2013.

## SEASONAL REVIEWS

### 2013 (12/0, 2/1)

- ★ Elected special teams captain by his teammates for the third consecutive season and was elected to the Pro Bowl for the third straight year as a special teamer.
- ★ Played on special teams in the season opener at Buffalo (9/8).
- ★ Was inactive due to injury vs. Tampa Bay (9/22), at Atlanta (9/29), at Cincinnati (10/6) and vs. New Orleans (10/13).
- ★ Returned to action at N.Y. Jets (10/20) after missing four games with an injury and made one special teams tackle.
- ★ Made his first career postseason start at wide receiver vs. Indianapolis (1/11) and notched two special teams tackles.

### 2012 (16/0, 2/0)

- ★ Played in all 16 regular-season games and both playoff games and led the team with 20 special teams tackles. Also returned two kickoffs for 39 yards (19.5 avg.) in the regular season and one for 19 yards in the playoffs.
- ★ Elected special teams captain by his teammates for the second consecutive season.
- ★ Elected to his second straight Pro Bowl as a special teams player.
- ★ Made three special teams tackles in the win at Miami (12/2), including one on the Dolphins' first drive when Miami muffed a punt and Slater made the stop deep in the Dolphins territory.

## PRO BOWLS A FAMILY AFFAIR

Matthew Slater was voted to his third straight Pro Bowl in 2013. His father, Jackie Slater, went to seven Pro Bowls. The Slater family's 10 combined Pro Bowls are the second most among father-son contingents to have been voted to at least one Pro Bowl each.

### Most Father and Son Pro Bowl Selections

Players	Pro Bowls
Archie (2), Peyton (13) and Eli Manning (3)	18
Jackie (7) and Matthew (3) Slater	10

## EXTRA POINTS

- ★ Matthew has been active in various children's ministries programs at his hometown church and he hopes to pursue seminary study in his post-football career.

### 2011 (16/3, 3/0)

- ★ Appeared in all 16 regular-season games and made three starts on defense at safety. Finished with 10 tackles, a team-high 17 special teams tackles, one forced fumble and caught one pass for 46 yards on offense.
- ★ Appeared in all three postseason games, primarily on special teams and made one tackle.
- ★ Earned his first career Pro Bowl invitation as a special teams player.
- ★ Recorded his first NFL reception, a 46-yard pass from Tom Brady in the first quarter at Miami (9/12). Also made one special teams tackle and returned a kickoff 22 yards.
- ★ Made his first career start vs. Indianapolis (12/4), opening the game at safety and making seven tackles and forcing a fumble that the Patriots recovered, leading to a touchdown in a win.
- ★ Also started at safety at Washington (12/11) and at Denver (12/18).

### 2010 (15/0, 1/0)

- ★ Played in 15 regular season games and the playoff game and finished the season with a career-high and team-leading 21 tackles on special teams.
- ★ Saw time at wide receiver as well as on special teams (two tackles) against the Bills (9/26).
- ★ Recorded a season-high four special teams tackles against the Jets (12/6).

### 2009 (14/0, 1/0)

- ★ Played in 14 games and finished with 269 kickoff return yards on 11 returns (24.5 avg.), seven special teams tackles and one rushing attempt for six yards.
- ★ Was inactive for the first two games due to an injury

## HALL OF FAME FATHER

Matthew Slater is one of nine sons of Hall of Fame members to be drafted in NFL history.

### HALL OF FAME FATHERS WITH SONS DRAFTED IN THE NFL

**Jackie Slater (class of 2001) – son, Matthew Slater (NE)**  
**Bobby Bell (class of 1983) – son, Bobby Bell (NYJ)**  
**Tony Dorsett (class of 1994) – son, Anthony Dorsett (HOU)**  
**Bob Griese (class of 1990) – son, Brian Griese (DEN)**  
**Russ Grimm (class of 2010) – son, Cody Grimm (TB)**  
**Howie Long (class of 2000) – son, Chris Long (STL)**  
son, Kyle Long (CHI)  
**Don Shula (class of 1997) – son, Mike Shula (TB)**  
**Kellen Winslow (class of 1995) – son, Kellen Winslow (CLE)**

suffered during the preseason.

★ Majority of his playing time was on special teams as a kickoff returner and on the kickoff coverage, punt and punt coverage teams.

★ Made his 2009 debut vs. Atlanta (9/27).

★ Had his first NFL offensive touch at Buffalo (12/20) with a 6-yard gain on an end around in the second quarter.

★ Had a career-high 35-yard kickoff return in the regular-season finale at Houston (1/3).

★ Played in a reserve role at wide receiver and on special teams coverage units in the postseason game vs. Baltimore (1/10). Had two kickoff returns for 46 yards and one special teams tackle.

## 2008 (14/0)

★ Played in 14 games and was inactive for two contests, while finishing second on the team with 13 special teams tackles as a rookie in 2008.

★ Made his NFL debut vs. Kansas City (9/7).

★ Led the team in special teams tackles once at Seattle (12/7) and tied for the team lead in special teams tackles twice vs. Kansas City (9/7) and at Oakland (9/14).

★ Tied for the team lead with two special teams tackles vs. Kansas City (9/7).

★ Made one special teams tackle and returned one kickoff for a 28-yard gain vs. Denver (10/20).

★ Led the team with three special teams tackles, including two solo stops at Seattle (12/7).

★ Tied for the team lead with two special teams tackles at Oakland (12/14).

★ Saw action at wide receiver, safety and on special teams coverage and return units vs. Arizona (12/21).

## COLLEGE

★ Played at UCLA for four seasons from 2004-07 after redshirting in 2003.

★ In 2007, was named to the first-team All-Pacific-10 conference team as the kick returner and named to SI.com's All-America Team as a kick returner.

★ Slater's three touchdowns in 2007 set new UCLA and Pac-10 records for kickoff return touchdowns in a season and a career.

★ He tied for the national lead with three touchdowns on

## HONORS & AWARDS

### 2013

Team Captain

Pro Bowl

*Pro Football Weekly* All-NFL Team

### 2012

Team Captain

Pro Bowl

### 2011

Team Captain

Pro Bowl

kickoff returns in 2007.

★ His average of 29.0 is the highest in UCLA history among players with at least 20 kickoff returns in a season.

★ He appeared in all 13 games in 2006 and excelled on kick coverage.

★ As a reserve wide receiver in 2005, he saw action in two games.

## PERSONAL

★ Matthew Wilson Slater was born the son of Jackie and Annie Slater on Sept. 9, 1985.

★ Lettered in football for two seasons at Servite High School in Anaheim, Calif.

★ As a senior, he caught 39 passes for 707 yards (18.1 avg) and five touchdowns.

★ A standout performer in track, finishing second (tied) at the CIF State meet in the 100m (10.67) and fourth in the 200m (21.39).

★ His father is a former Los Angeles Ram and NFL Hall of Fame offensive lineman.

★ Has one brother, David.

★ Enjoys participating in Children Ministries with his Church in his spare time.

★ Was an honor roll student at UCLA and a political science major.

## MATTHEW SLATER

Pos: WR Ht: 6-0 Wt: 210 lbs Year: 6th Acq: D5-08 (153rd) College: UCLA Born: 9/9/85

REGULAR SEASON		RECEIVING				RUSHING				KICK RETURNS				PUNT RETURNS			
Year	Team	G/S	No	Yds	Avg	Lg	TD	No	Yds	Avg	Lg	TD	No	Yds	Avg	Lg	TD
2008	Patriots	14/0	0	0	0.0	0	0	0	0	0.0	0	0	11	155	14.1	31	0
2009	Patriots	14/0	0	0	0.0	0	0	1	6	6.0	6	0	11	269	24.5	35	0
2010	Patriots	15/0	0	0	0.0	0	0	0	0	0.0	0	0	0	0	0.0	0	0
2011	Patriots	16/3	1	46	46.0	46	0	0	0	0.0	0	0	4	68	17.0	22	0
2012	Patriots	16/0	0	0	0.0	0	0	0	0	0.0	0	0	2	39	19.5	20	0
2013	Patriots	12/0	0	0	0.0	0	0	0	0	0.0	0	0	0	0	0.0	0	0
<b>Totals - 5 Years</b>		<b>87/3</b>	<b>1</b>	<b>46</b>	<b>46.0</b>	<b>46</b>	<b>0</b>	<b>1</b>	<b>6</b>	<b>6.0</b>	<b>6</b>	<b>0</b>	<b>28</b>	<b>531</b>	<b>19.0</b>	<b>35</b>	<b>0</b>

**Additional Statistics: Defensive Tackles:** 10 in 2011; **Special Teams Tackles:** (92); 2008 (13); 2009 (7); 2010 (21); 2011 (17); 2012 (20); 2013 (14).

POSTSEASON		RECEIVING				RUSHING				KICK RETURNS				PUNT RETURNS			
Year	Team	G/S	No	Yds	Avg	Lg	TD	No	Yds	Avg	Lg	TD	No	Yds	Avg	Lg	TD
2009	Patriots	1/0	0	0	0.0	0	0	0	0	0.0	0	0	2	46	23.0	26	0
2010	Patriots	1/0	0	0	0.0	0	0	0	0	0.0	0	0	0	0	0.0	0	0
2011	Patriots	3/0	0	0	0.0	0	0	0	0	0.0	0	0	0	0	0.0	0	0
2012	Patriots	2/0	0	0	0.0	0	0	0	0	0.0	0	0	1	19	19.0	19	0
2013	Patriots	1/0	0	0	0.0	0	0	0	0	0.0	0	0	0	0	0.0	0	0
<b>Totals - 4 Years</b>		<b>8/0</b>	<b>0</b>	<b>0</b>	<b>0.0</b>	<b>0</b>	<b>0</b>	<b>0</b>	<b>0</b>	<b>0.0</b>	<b>0</b>	<b>0</b>	<b>3</b>	<b>65</b>	<b>21.7</b>	<b>26</b>	<b>0</b>

**Additional Statistics:** Special Teams Tackles (6); 2009 (1), 2010 (1), 2011 (1), 2012 (1), 2013 (2).



# NATE SOLDER



# 77

HT: 6-8 WT: 320  
Born: 4/12/1988 Exp. (NFL/Patriots): 3/3  
GP/GS (Playoffs): 47/44 (7/7) Acq: D1-11 (17th)  
College: Colorado Hometown: Buena Vista, Colo.

**TACKLE**

## CAREER TRANSACTIONS

Nate Solder was drafted by the New England Patriots in the first round (17th overall) of the 2011 NFL Draft.

## SEASONAL REVIEWS

### 2013 (15/15, 2/2)

- ★ Starts along the offensive line at left tackle.
- ★ Started at left tackle vs. Pittsburgh (11/3) as part of an offensive line that helped score 55 points and compile 610 yards.
- ★ Left during the second half at Miami (12/15) with a head injury and did not return.
- ★ Was inactive due to injury at Baltimore (12/22).
- ★ Returned to action vs. Buffalo (12/29) after missing one game due to injury.

### 2012 (16/16, 2/2)

- ★ Moved to left tackle following the retirement of Matt Light and started all 16 regular season games and both playoff contests.
- ★ Stalwart left tackle for the NFL's No. 1 ranked offense, playing a team-high 1,234 offensive snaps.
- ★ Started at left tackle at Buffalo (9/30) and vs. Denver (10/7) on an offense that had two straight 200-yard rushing games for the first time since 1978. Against Denver, New England finished the game with a total of 251 rushing yards on 54 carries. At Buffalo, New England had a total of 247 rushing yards.

### 2011 (16/13, 3/3)

- ★ Appeared in all 16 games, making 13 starts - 11 at right tackle and two as a tackle-eligible tight end.
- ★ Frequently moved to tight end as an extra blocker in short yardage plays.
- ★ Started all three postseason games and saw action at tackle-eligible tight end.
- ★ Chosen to *Pro Football Weekly* All-Rookie Team.
- ★ Part of an offensive line that helped Tom Brady become one of four players in NFL history to eclipse 5,000 passing yards in a single season.
- ★ Pressed into a starting role with Sebastian Vollmer being limited to six games due to injury.
- ★ Started at right tackle in his first NFL game at Miami (9/12) in the season opener. Was part of an offensive line that helped Tom Brady to a personal and franchise best 517 passing yards and a franchise record 622 total yards.
- ★ Started at right tackle but moved to left tackle vs. Miami (12/24) in the first quarter after two teammates went down with injury.
- ★ Appeared in his first postseason game and started at right tackle in win vs. Denver (1/14).
- ★ Started and played right tackle and tackle-eligible tight end in the AFC Championship game vs. Baltimore

## EXTRA POINTS

- ★ It only took a day for Nate Solder to decide to change from his lifelong position of tight end to tackle after playing his freshman year at Colorado as a tight end.

"My coaches came to me and said, 'You'd be an all right tight end, but you'd be an even better tackle,'" he told the Boston Globe. "I've always wanted to be great, so that's why I moved to tackle."

He added over 30 pounds after his redshirt freshman season and was named the team's starting left tackle. He played in 2,540 of 2,542 offensive plays over the next three seasons at Colorado and was an immediate contributor on the Patriots offensive line at right tackle as a rookie. He even had the chance to return to his tight end roots, occasionally filling in as the third tight end in short-yardage situations.

- ★ Nate's father, Ed, graduated from the Naval Academy and served for 13 years in the Navy as a helicopter and jet pilot. His tours included a stint in Vietnam.

(1/22) and started as tackle-eligible tight end in Super Bowl XLVI vs. N.Y. Giants (2/5).

## COLLEGE

- ★ Earned All-American first-team honors in 2010.
- ★ Was a finalist for the Outland Trophy for the best college football offensive lineman as a senior.
- ★ A durable performer, he played in 2,540 out of a possible 2,542 plays on offense from the beginning of his sophomore season through the end of his senior campaign.
- ★ That play total included 1,400 snaps in pass protection, as he limited his opponents to just five quarterback sacks during that span.
- ★ Started 36 of 49 total games during his college career, including four as a tight end in 2007.
- ★ As a junior, Solder received All-American consideration, adding All-Big 12 Conference first-team honors. He played in all but two of the team's 852 offensive plays.
- ★ Selected team captain as a junior and senior.
- ★ Honors and Awards (2010): Consensus All-American first-team selection, receiving that honor from the Associated Press, Football Writers Association of America, *The Sporting News*, Walter Camp, *Sports Illustrated*, ESPN.com, *Pro Football Weekly* and *Phil Steele's College Football*; One of three finalists for the

Outland Trophy; Unanimous All-Big 12 Conference first-team choice; Named the Male College Athlete of the Year by the Colorado Sports Hall of Fame, and also garnered first-team All-Colorado honors from the state's NFF chapter; Zack Jordan Award winner as the team's most valuable player.

★ Honors and Awards (2009): All-American third-team selection by *The NFL Draft Report*, adding fourth-team honors from *College Football Insiders*; All-Big 12 Conference first-team; and honorable mention from the Associated Press; First-team All-Colorado from the state's chapter of the National Football Foundation; Named for the second straight year as one of the recipients of the team's Gold Group Commitment Award, which recognizes excellence with class in a variety of areas; Recipient of the John Wooten Award for outstanding work ethic; Iron Buffalo Award winner among the offensive lineman.

★ Added over 30 pounds of bulk during the offseason and emerged from fall camp as Colorado's starting left tackle his sophomore year.

★ Honors and Awards (2008): Recipient of the team's Gold Group Commitment Award which recognizes excellence with class in several areas of school, community and general life.

★ Redshirted as a freshman.

## PERSONAL

★ Attended Buena Vista (Colo.) High School, playing football for renowned long-time head coach Bob Marken.

★ Was a standout tight end and middle linebacker.

★ Lettered three times in basketball at center, averaging 15 points and eight rebounds per game as a senior when

## HONORS & AWARDS

2011

Pro Football Weekly All-Rookie Team

BVHS was the league and district champ.

★ Lettered twice in baseball, playing first base and pitching (righthander).

★ Boasted a 3.93 grade point average as a member of the National Honor Society and was an honor roll student his entire prep career.

★ Graduated with a degree in biology in May 2010 (with a 3.52 grade point average).

★ Took postgraduate classes toward a second major in integrative physiology during his final semester.

★ National Football Foundation Scholar-Athlete for 2010 and the recipient of an \$18,000 postgraduate scholarship.

★ Finalist for the William V. Campbell Trophy (considered the "Academic" Heisman).

★ Earned first-team Academic All-Big 12 Conference honors as a red-shirt freshman, sophomore, junior and senior, and also attained CoSIDA Academic All-District status his junior and senior years.

★ Was the recipient of CU's Dean Jacob Van Ek Award for academic excellence for the 2008 and 2010 seasons.

★ An accomplished artist (paintings and sculptures), some of his work earned all-state honors in high school.

★ Following Christmas 2009, he traveled to Guatemala and volunteered at an orphanage. As a sophomore, he went to Italy during the summer to help rebuild a town after it suffered many collapses from an earthquake.



ISAAC  
SOPOAGA



90

HT: 6-2 WT: 330

Born: 9/4/1981 Exp. (NFL/Patriots): 10/1

GP/GS (Playoffs): 139/88 (5/3) Acq: TR (PHI)-13

College: Hawaii Hometown: Pago Pago, American Samoa

DEFENSIVE TACKLE

## PRONOUNCED SOAP-oh-ah-guh

## CAREER TRANSACTIONS

Isaac Sopoaga was acquired by the New England Patriots from Philadelphia in a trade for an undisclosed draft selection on Oct. 29, 2013 ... Originally drafted by San Francisco in the fourth round (104th overall) of the 2004 NFL Draft ... Signed by Philadelphia as an unrestricted free agent from San Francisco (3/12/13).

## CAREER HIGHLIGHTS

★ Named to the 2010 *USA Today* All-Joe team, after tallying a career-high 75 tackles and 1½ sacks in 16 games for San Francisco.

## SEASONAL REVIEWS

2013 (8/7 – Philadelphia)

★ Signed with the Eagles in the offseason and played in eight games with seven starts for the Eagles before being

## EXTRA POINTS

★ Hailing from American Samoa, Sopoaga did not lift weights growing up. "The first time I touched a free weight was when I was in college," Sopoaga said. "We just didn't have it where I came from." Instead, Sopoaga had a number of unique training methods including lifting bags filled with coconuts and logs from harvested trees. His leg workout was also a little abnormal, as he used to climb trees. Said Sopoaga: "Have you ever seen a 330-pound guy climb a coconut tree?"



traded to New England midseason. Compiled 18 tackles.

### 2013 (6/2, 0/0 – New England)

- ★ Acquired in a trade from Philadelphia midseason.
- ★ Started in his first game with the Patriots vs. Pittsburgh (11/3) and defended one pass.
- ★ Posted his first sack with the Patriots and of the season at Houston (12/1) for an 8-yard loss.
- ★ Was inactive at Baltimore (12/22), vs. Buffalo (12/29), the AFC Divisional Playoff vs. Indianapolis (1/11) and the AFC Championship at Denver (1/19).

### 2012 (15/9, 3/1 – San Francisco)

- ★ Played in 15 games with nine starts and registered 55 tackles and one sack.
- ★ Recorded his first postseason sack at Atlanta (1/20).
- ★ Was part of a defense that held Arizona (10/29), tying for the fewest allowed by a 49ers team in franchise history.
- ★ Brought down QB Russell Wilson at Seattle (12/23) for his only sack of the season.

### 2011 (15/15, 2/2 – San Francisco)

- ★ Started all 15 regular season games he played in at nose tackle and saw action as a short-yardage blocker and occasional pass receiver on offense. Finished with 68 tackles and one sack.
- ★ Started both playoff games and compiled 10 tackles.
- ★ Helped limit the Rams to just 31 yards on the ground without allowing a rushing first down vs. St. Louis (10/24), marking the first time the 49ers did not allow a rushing first down since 11/29/10 at Arizona.
- ★ Tied a career high with eight tackles, including one tackle for loss, and notched two quarterback pressures at Baltimore (11/24).
- ★ Caught his first career NFL pass by hauling in an 18-yard reception from QB Alex Smith, setting up a 26-yard field goal by David Akers to clinch a 20-10 win vs. Cleveland (10/30). He also recovered a fumble in the first quarter which led to a 49ers touchdown after LB Ahmad Brooks stripped the ball away on the opening drive.

### 2010 (16/16 – San Francisco)

- ★ Started all 16 games and set a career high with 75 tackles, while tying a career-high with 1½ sacks.
- ★ Brought down Chargers QB Philip Rivers for a 7-yard loss at San Diego (12/16).
- ★ Combined with DT Justin Smith to bring down Packers QB Aaron Rodgers at Green Bay (12/5).
- ★ Saw action at fullback in the fourth quarter vs. Oakland (10/17).

### 2009 (16/16 – San Francisco)

- ★ Started all 16 games and finished with 69 tackles and a sack.
- ★ Sacked Colts QB Peyton Manning for an 8-yard loss at Indianapolis (11/1).
- ★ Registered seven tackles at Minnesota (9/27).
- ★ Helped hold the Cardinals to 40 yards rushing on 17 carries at Arizona (9/13), while tallying four tackles and one pass defended.

### 2008 (16/15 – San Francisco)

- ★ Started 15 of the 16 games in which he appeared and compiled 66 tackles and a sack.
- ★ Sacked Patriots QB Matt Cassell for a 7-yard loss and

added five tackles vs. New England (10/5).

- ★ Compiled a season-high six tackles at New Orleans (9/28).

### 2007 (16/5 – San Francisco)

- ★ Started five of the 16 games in which he played and made 58 tackles and 1½ sacks.
- ★ Started vs. St. Louis (11/18), at Arizona (11/25) and at Carolina (12/2) at nose tackle in place of the injured Aubrayo Franklin (calf) and recorded 15 tackles and a sack over that span.
- ★ Sacked Panthers QB Vinny Testaverde for a 7-yard loss at Carolina (12/2).

### 2006 (15/2 – San Francisco)

- ★ Played 15 games with two starts and made 28 tackles and 1½ sacks.
- ★ Made his first start of the season vs. Arizona (12/24) in place of DT Ron Fields and recorded a career-high eight tackles.
- ★ Posted three tackles and his first career sack at Seattle (12/14), taking down QB Matt Hasselbeck in the third quarter to force a Seahawks punt.
- ★ Recovered a fumble on the Rams' 17-yard line after teammate Marques Douglas sacked Rams QB Marc Bulger in the fourth quarter vs. St. Louis (9/17). The fumble recovery led to a field goal, which gave the 49ers a 20-13 lead.

### 2005 (16/1 – San Francisco)

- ★ Played in 16 games with one start and finished the season with 28 tackles.
- ★ Made his first career start at Tennessee (11/27) and made three tackles.

### 2004 (0/0 – San Francisco)

- ★ Spent the season on Injured Reserve after suffering a back injury in training camp.

## COLLEGE

- ★ Posted 128 tackles, two forced fumbles, two fumble recoveries and three passes defended in 25 games at Hawaii.
- ★ Earned first team All-WAC honors as a senior and garnered second-team All-WAC honors as a junior.
- ★ Prior to transferring to Hawaii, played two years (1999-2000) at College of the Canyons, where he was a two-time All-America selection for the Cougars.
- ★ Led the team to a Western State Conference Championship for the Cougars.
- ★ Named the first-team All-WSC, WSC Division Player of the Year, first team All-State and a first team Junior College All-American following his sophomore season.

## PERSONAL

- ★ Born Isaako Mikelancelot Sopoaga on Sept. 4, 1981.
- ★ Prepped at Samoana (Pago Pago, American Samoa) High School, where he lettered twice in football and basketball, and once in baseball.
- ★ Named the league's defensive player of the year and earned all-league honors in football as a senior. Also earned first-team all-league honors and was a member of the league championship team as a junior.
- ★ Isaac and his wife, Tumua, have four children: Marcia, Valo, Isaako, Jr. and Hatesa. Isaac met Tumua in 2004 when she was serving as an army nurse in Texas.



# ISAAC SOPOAGA

Pos: DT Ht: 6-2 Wt: 330 Year: 10th Acq: TR (PHI)-13 College: Hawaii Born: 9/4/81

REGULAR SEASON		TACKLES						INTERCEPTIONS						MISCELLANEOUS				
Year	Team	G/S	TT	UT	A	S	Yds	No	Yds	Avg	Lg	TD	PD	FF	FR	Yds	TD	SpT
2004	49ers							Injured Reserve										
2005	49ers	16/1	28	18	10	0	0.0	0	0	0.0	0	0	1	0	0	0	0	0
2006	49ers	15/2	28	18	10	1.5	7.5	0	0	0.0	0	0	3	1	1	0	0	
2007	49ers	16/5	58	27	31	1.5	10.0	0	0	0.0	0	0	1	0	0	0	0	0
2008	49ers	16/15	66	40	26	1.0	7.0	0	0	0.0	0	0	1	0	0	0	0	
2009	49ers	16/16	69	33	36	1.0	8.0	0	0	0.0	0	0	1	0	0	0	0	0
2010	49ers	16/16	75	40	35	1.5	9.5	0	0	0.0	0	0	1	0	0	0	0	0
2011	49ers	15/15	68	39	29	0.0	0.0	0	0	0.0	0	0	0	0	1	0	0	0
2012	49ers	15/9	55	25	30	1.0	1.0	0	0	0.0	0	0	0	0	0	0	0	0
2013	Eagles/Pats	14/9	20	12	8	1.0	8.0	0	0	0.0	0	0	1	0	0	0	0	0
<b>Totals - 10 Years</b>		<b>138/88</b>	<b>467</b>	<b>252</b>	<b>215</b>	<b>8.5</b>	<b>51.0</b>	<b>0</b>	<b>0</b>	<b>0.0</b>	<b>0</b>	<b>0</b>	<b>9</b>	<b>1</b>	<b>2</b>	<b>0</b>	<b>0</b>	<b>0</b>

**Additional Statistics:** 1 reception for 18 yards vs. Cleveland (10/30/11)

POSTSEASON		TACKLES						INTERCEPTIONS						MISCELLANEOUS				
Year	Team	G/S	TT	UT	A	S	Yds	No	Yds	Avg	Lg	TD	PD	FF	FR	Yds	TD	SpT
2011	49ers	2/2	10	5	5	0.0	0.0	0	0	0.0	0	0	0	0	0	0	0	0
2012	49ers	3/1	7	6	1	1.0	0.0	0	0	0.0	0	0	0	0	0	0	0	0
2013	Patriots	0/0	0	0	0	0.0	0.0	0	0	0.0	0	0	0	0	0	0	0	0
<b>Totals - 2 Years</b>		<b>5/3</b>	<b>17</b>	<b>11</b>	<b>8</b>	<b>1.0</b>	<b>0.0</b>	<b>0</b>	<b>0</b>	<b>0.0</b>	<b>0</b>	<b>0</b>	<b>0</b>	<b>0</b>	<b>0</b>	<b>0</b>	<b>0</b>	<b>0</b>



## BRANDON SPIKES



# 55

HT: 6-2 WT: 255

Born: 9/3/1987 Exp. (NFL/Patriots): 4/4

GP/GS (Playoffs): 51/40 (6/5) Acq: D2c-10 (62nd)

College: Florida Hometown: Shelby, N.C.

LINEBACKER

### CAREER TRANSACTIONS

Brandon Spikes was drafted by the New England Patriots in the second round (62nd overall) of the 2010 NFL Draft.

### SEASONAL REVIEWS

#### 2013 (16/12)

- ★ Started at linebacker in the season opener at Buffalo (9/8).
- ★ Compiled 10 tackles vs. Tampa Bay (9/22).
- ★ Made a career-high 22 tackles at Cincinnati (10/6) and his second career interception as the Bengals were driving deep into Patriots territory. Spikes' 22 tackles were the most in a game by a Patriots defender since Jerod Mayo made 23 tackles vs. N.Y. Jets in 2008.
- ★ Registered his third double-digit tackle game of the season at N.Y. Jets (10/20), making 17 stops.
- ★ Posted his fifth double-digit tackle game of the season with 14 stops vs. Denver (11/24) and recovered a key third-quarter fumble that led to a Patriots touchdown - the first fumble recovery of his career.
- ★ Placed on injured reserve with a knee injury (1/6/14).

### EXTRA POINTS

- ★ Spikes has solid football bloodlines, as he is the younger cousin of former San Diego Chargers' linebacker Takeo Spikes.
- ★ Brandon patterns his style of play after Hall of Fame linebacker Dick Butkus. He wore Butkus' jersey #51 while at Florida.

#### 2012 (15/14, 2/2)

- ★ Played in 15 regular-season games, making 14 starts and finished second on the team with 128 tackles, one sack, seven passes defended and a career-high five forced fumbles.
- ★ Registered double-digit tackle performances seven times.
- ★ Started both playoff games and compiled a team-high 17 tackles.

- ★ Inactive due to injury at Jacksonville (12/23).
- ★ Started and collected a team-high 12 tackles and forced a fumble vs. Arizona (9/16).
- ★ Started and led the team in tackles (11) for the second time in 2012 at Buffalo (9/30). Also defended a pass and became the seventh Patriot to force two or more fumbles in a game - the first was a goal-line stop just before halftime and the second led to a Patriots fourth-quarter touchdown.
- ★ Made 12 tackles vs. Buffalo (11/11), forced a fumble and defended a pass.
- ★ Registered a career-high 16 tackles, defended one pass and forced a fumble that was recovered by the Patriots and led to a touchdown in the win at N.Y. Jets (11/22).
- ★ Tied a single-game career playoff career high with 11 tackles in the AFC Championship vs. Baltimore (1/20).

## 2011 (8/6, 3/3)

- ★ Played in eight games with six starts and finished with 51 tackles and one pass defended.
- ★ Started all three postseason games and was second on the team with 27 tackles, including one sack and intercepted one pass and defended three others.
- ★ Inactive due to injury at Miami (9/12), at the N.Y. Jets (11/13), vs. Kansas City (11/21), at Philadelphia (11/27), vs. Indianapolis (12/4), at Washington (12/11), at Denver (12/18) and vs. Miami (12/24).
- ★ Started and registered 14 stops and one pass defended at Pittsburgh (10/30).
- ★ Started at linebacker in the AFC Championship Game vs. Baltimore (1/22), made nine tackles and intercepted a fourth-quarter Joe Flacco pass and returned it 19 yards.
- ★ Started at linebacker in Super Bowl XLVI and made a single-game playoff career-high 11 stops vs. N.Y. Giants (2/5).

## 2010 (12/8, 1/0)

- ★ Played in 12 games with eight starts and missed four games due to an NFL suspension. Finished the season fifth on the team with 71 tackles (41 solo). Also added an interception, three passes defended and two special teams tackles.
- ★ Had four double-digit tackle games in 2010.
- ★ Made his first NFL start at inside linebacker vs. N.Y. Jets (9/19) and led the team with 10 tackles.
- ★ Tallied 13 tackles in a 23-20 overtime win vs. Baltimore (10/17).
- ★ Registered 10 tackles vs. Minnesota (10/31). Combined with Vince Wilfork to stop Adrian Peterson for a 1-yard loss on first-and-goal from the 10-yard line late in the second quarter, starting a defensive stand that ended in Spikes and Jermaine Cunningham stopping Peterson for a 2-yard loss on fourth-and-goal from the one-yard line.
- ★ Recorded his first career interception in a 45-3 win vs. N.Y. Jets (12/6), picking off Mark Sanchez at the New England 2-yard line.

## FORCING THE ISSUE

LB Brandon Spikes forced two fumbles at Buffalo (9/30) and LB Rob Ninkovich forced two fumbles vs. Denver (10/7) to become one of eight Patriots players to record at least two forced fumbles in a single game.

### Most Forced Fumbles in a game/ Patriots History

Player	Fumbles
Mike Vrabel (10/28/07 vs. Washington)	3
<b>Rob Ninkovich (10/07/12 vs. Denver)</b>	<b>2</b>
<b>Brandon Spikes (09/30/12 at Buffalo)</b>	<b>2</b>
Adalius Thomas (12/16/07 vs. NY Jets)	2
Rosevelt Colvin (09/16/07 vs. San Diego)	2
Roman Phifer (11/23/02 vs. Minnesota)	2
Tebucky Jones (12/22/01 vs. Miami)	2
Ferric Collins (10/20/96 at Indianapolis)	2

## COLLEGE

- ★ Spikes started 39 of 47 games at Florida, including his final 38 appearances, recording 307 tackles (178 solos) with 6½ sacks for minus 42 yards, 31½ stops for losses totaling 89 yards and eight pressures.
- ★ Deflected 14 passes and intercepted six others, returning a school-record four for touchdowns.
- ★ Third linebacker in NCAA football since 1996 to return four interceptions for touchdowns in a career.
- ★ Led the team in tackles in 2007 and 2008.
- ★ Honors and awards (2009): All-American first-team selection by *The Sporting News*, Associated Press and Walter Camp as a senior, Finalist for the Butkus Award (top linebacker) and Bednarik Award (nation's top defender), Lombardi Award semifinalist and Lott Trophy quarterfinalist, first-team All-SEC choice by the league's coaches and second-team pick by the AP.
- ★ Honors and Awards (2008): Team Captain, consensus first-team All-American, first-team All-SEC performer, finalist for the Nagurski Trophy, semifinalist for the Lombardi and Bednarik Awards
- ★ First-team All-SEC honors from the league's coaches and AP his sophomore year.
- ★ Member of the UF Football Leadership Committee (2007, 2008).
- ★ Led the team with a career-high 131 tackles (81 solos), posting 1½ sacks for minus 13 yards and leading the Gators with 16 stops for losses of 36 yards (13th-best season total in school history) his sophomore year.

## PERSONAL

- ★ Born the son of Sherry Allen on Sept. 3, 1987 in Shelby, N.C.
- ★ Has solid football bloodlines, as his cousin, Takeo Spikes, is a 15-year NFL veteran.
- ★ Patterns his style of play after Hall of Fame linebacker Dick Butkus, honoring his idol while at Florida by wearing Butkus' jersey number (51) from his playing days with the Chicago Bears.
- ★ Attended Crest Senior (Cleveland County, N.C.) High School, lettering four times in football as a starter at defensive end and linebacker.
- ★ Majored in anthropology.

REGULAR SEASON		TACKLES						INTERCEPTIONS					MISCELLANEOUS					
Year	Team	G/S	TT	UT	A	S	Yds	No	Yds	Avg	Lg	TD	PD	FF	FR	Yds	TD	SpT
2010	Patriots	12/8	71	41	30	0.0	0.0	1	5	5.0	5	0	3	0	0	0	0	2
2011	Patriots	8/6	51	36	15	0.0	0.0	0	0	0.0	0	0	1	0	0	0	0	0
2012	Patriots	15/14	128	84	44	1.0	2.0	0	0	0.0	0	0	7	5	0	0	0	0
2013	Patriots	16/12	134	78	56	0.0	0.0	1	3	3.0	0	0	2	0	1	0	0	0
<b>Totals - 4 Years</b>		<b>51/40</b>	<b>384</b>	<b>239</b>	<b>145</b>	<b>1.0</b>	<b>2.0</b>	<b>2</b>	<b>8</b>	<b>4.0</b>	<b>5</b>	<b>0</b>	<b>13</b>	<b>5</b>	<b>1</b>	<b>0</b>	<b>0</b>	<b>2</b>
POSTSEASON		TACKLES						INTERCEPTIONS					MISCELLANEOUS					
Year	Team	G/S	TT	UT	A	S	Yds	No	Yds	Avg	Lg	TD	PD	FF	FR	Yds	TD	SpT
2010	Patriots	1/0	1	1	0	0.0	0.0	0	0	0.0	0	0	0	0	0	0	0	0
2011	Patriots	3/3	27	14	13	1.0	4.0	1	19	19.0	0	0	3	1	1	0	0	0
2012	Patriots	2/2	17	10	7	0.0	0.0	0	0	0.0	0	0	0	0	0	0	0	0
2013	Patriots		Injured Reserve															
<b>Totals - 3 Years</b>		<b>6/5</b>	<b>45</b>	<b>25</b>	<b>20</b>	<b>1.0</b>	<b>4.0</b>	<b>1</b>	<b>19</b>	<b>19.0</b>	<b>0</b>	<b>0</b>	<b>3</b>	<b>1</b>	<b>1</b>	<b>0</b>	<b>0</b>	<b>0</b>

## SPIKES' CAREER GAME-BY-GAME

2010	Opponent	P/S	TT	UT	A	S	Yds	Int	Yds	PD	FF	FR	SpT	12/04	Indianapolis																																																																																																																																																																																																																																																																																																																																																																																																																																																																																																																																																																																																																																																																																																																																																																																																																																																																																																																																																																																																																																																																																																																																																																																																																																																																																																																																																																																															</
------	----------	-----	----	----	---	---	-----	-----	-----	----	----	----	-----	-------	--------------	--	--	--	--	--	--	--	--	--	--	--	--	--	--	--	--	--	--	--	--	--	--	--	--	--	--	--	--	--	--	--	--	--	--	--	--	--	--	--	--	--	--	--	--	--	--	--	--	--	--	--	--	--	--	--	--	--	--	--	--	--	--	--	--	--	--	--	--	--	--	--	--	--	--	--	--	--	--	--	--	--	--	--	--	--	--	--	--	--	--	--	--	--	--	--	--	--	--	--	--	--	--	--	--	--	--	--	--	--	--	--	--	--	--	--	--	--	--	--	--	--	--	--	--	--	--	--	--	--	--	--	--	--	--	--	--	--	--	--	--	--	--	--	--	--	--	--	--	--	--	--	--	--	--	--	--	--	--	--	--	--	--	--	--	--	--	--	--	--	--	--	--	--	--	--	--	--	--	--	--	--	--	--	--	--	--	--	--	--	--	--	--	--	--	--	--	--	--	--	--	--	--	--	--	--	--	--	--	--	--	--	--	--	--	--	--	--	--	--	--	--	--	--	--	--	--	--	--	--	--	--	--	--	--	--	--	--	--	--	--	--	--	--	--	--	--	--	--	--	--	--	--	--	--	--	--	--	--	--	--	--	--	--	--	--	--	--	--	--	--	--	--	--	--	--	--	--	--	--	--	--	--	--	--	--	--	--	--	--	--	--	--	--	--	--	--	--	--	--	--	--	--	--	--	--	--	--	--	--	--	--	--	--	--	--	--	--	--	--	--	--	--	--	--	--	--	--	--	--	--	--	--	--	--	--	--	--	--	--	--	--	--	--	--	--	--	--	--	--	--	--	--	--	--	--	--	--	--	--	--	--	--	--	--	--	--	--	--	--	--	--	--	--	--	--	--	--	--	--	--	--	--	--	--	--	--	--	--	--	--	--	--	--	--	--	--	--	--	--	--	--	--	--	--	--	--	--	--	--	--	--	--	--	--	--	--	--	--	--	--	--	--	--	--	--	--	--	--	--	--	--	--	--	--	--	--	--	--	--	--	--	--	--	--	--	--	--	--	--	--	--	--	--	--	--	--	--	--	--	--	--	--	--	--	--	--	--	--	--	--	--	--	--	--	--	--	--	--	--	--	--	--	--	--	--	--	--	--	--	--	--	--	--	--	--	--	--	--	--	--	--	--	--	--	--	--	--	--	--	--	--	--	--	--	--	--	--	--	--	--	--	--	--	--	--	--	--	--	--	--	--	--	--	--	--	--	--	--	--	--	--	--	--	--	--	--	--	--	--	--	--	--	--	--	--	--	--	--	--	--	--	--	--	--	--	--	--	--	--	--	--	--	--	--	--	--	--	--	--	--	--	--	--	--	--	--	--	--	--	--	--	--	--	--	--	--	--	--	--	--	--	--	--	--	--	--	--	--	--	--	--	--	--	--	--	--	--	--	--	--	--	--	--	--	--	--	--	--	--	--	--	--	--	--	--	--	--	--	--	--	--	--	--	--	--	--	--	--	--	--	--	--	--	--	--	--	--	--	--	--	--	--	--	--	--	--	--	--	--	--	--	--	--	--	--	--	--	--	--	--	--	--	--	--	--	--	--	--	--	--	--	--	--	--	--	--	--	--	--	--	--	--	--	--	--	--	--	--	--	--	--	--	--	--	--	--	--	--	--	--	--	--	--	--	--	--	--	--	--	--	--	--	--	--	--	--	--	--	--	--	--	--	--	--	--	--	--	--	--	--	--	--	--	--	--	--	--	--	--	--	--	--	--	--	--	--	--	--	--	--	--	--	--	--	--	--	--	--	--	--	--	--	--	--	--	--	--	--	--	--	--	--	--	--	--	--	--	--	--	--	--	--	--	--	--	--	--	--	--	--	--	--	--	--	--	--	--	--	--	--	--	--	--	--	--	--	--	--	--	--	--	--	--	--	--	--	--	--	--	--	--	--	--	--	--	--	--	--	--	--	--	--	--	--	--	--	--	--	--	--	--	--	--	--	--	--	--	--	--	--	--	--	--	--	--	--	--	--	--	--	--	--	--	--	--	--	--	--	--	--	--	--	--	--	--	--	--	--	--	--	--	--	--	--	--	--	--	--	--	--	--	--	--	--	--	--	--	--	--	--	--	--	--	--	--	--	--	--	--	--	--	--	--	--	--	--	--	--	--	--	--	--	--	--	--	--	--	--	--	--	--	--	--	--	--	--	--	--	--	--	--	--	--	--	--	--	--	--	--	--	--	--	--	--	--	--	--	--	--	--	--	--	--	--	--	--	--	--	--	--	--	--	--	--	--	--	--	--	--	--	--	--	--	--	--	--	--	--	--	--	--	--	--	--	--	--	--	--	--	--	--	--	--	--	--	--	--	--	--	--	--	--	--	--	--	--	--	--	--	--	--	--	--	--	--	--	--	--	--	--	--	--	--	--	--	--	--	--	--	--	--	--	--	--	--	--	--	--	--	--	--	--	--	--	--	--	--	--	--	--	--	--	--	--	--	--	--	--	--	--	--	--	--	--	--	--	--	--	--	--	--	--	--	--	--	--	--	--	--	--	--	--	--	--	--	--	--	--	--	--	--	--	--	--	--	--	--	--	--	--	--	--	--	--	--	--	--	--	--	--	--	--	--	--	--	--	--	--	--	--	--	--	--	--	--	--	--	--	--	--	--	--	--	--	--	--	--	--	--	--	--	--	--	--	--	--	--	--	--	--	--	--	--	--	--	--	--	--	--	--	--	--	--	--	--	--	--	--	--	--	--	--	--	--	--	--	--	--	--	--	--	--	--	--	--	--	--	--	--	--	--	--	--	--	--	--	--	--	--	--	--	--	--	--	--	--	--	--	--	--	--	--	--	--	--	--	--	--	--	--	--	--	--	--	--	--	--	--	--	--	--	--	--	--	--	--	--	--	--	--	--	--	--	--	--	--	--	--	--	--	--	--	--	--	--	--	--	--	--	--	--	--	--	--	--	--	--	--	--	--	--	--	--	--	--	--	--	--	--	--	--	--	--	--	--	--	--	--	--	--	--	--	--	--	--	--	--	--	--	--	--	--	--	--	--	--	--	--	--	--	--	--	----



WILL  
**SVITEK**



**74**

HT: 6-6 WT: 310

Born: 1/8/1982 Exp. (NFL/Patriots): 8/1

GP/GS (Playoffs): 74/18 (2/0) Acq: FA-13

College: Stanford Hometown: Newbury Park, Calif.

**OFFENSIVE LINE**

## PRONOUNCED SVEE-teck

### CAREER TRANSACTIONS

Will Svitek was signed by the New England Patriots as a free agent on March 18, 2013 ... Originally drafted by Kansas City in the sixth round (187th overall) of the 2005 NFL Draft ... Released by Kansas City (8/31/08) ... Signed by Atlanta (2/12/09).

### SEASONAL REVIEWS

**2013 (11/2, 2/0)**

- ★ Plays mainly on field goals and extra points.
- ★ Was inactive for the first three games due to injury.
- ★ Made his first appearance in a Patriots uniform at Atlanta (9/29), appearing on field goals and extra points against his former team.
- ★ Stepped in at right tackle vs. Denver (11/24) after Marcus Cannon left with an injury in the first half and did not return.
- ★ Made his first start as a Patriot at Houston (12/1) in place of an injured Marcus Cannon.

**2012 (0/0, 0/0 – Atlanta)**

- ★ Spent the entire 2012 season on Injured Reserve with an arm injury.

**2011 (16/10, 1/1 – Atlanta)**

- ★ Played in all 16 games with 10 starts at left tackle.
- ★ Started at left tackle in the playoff game at N.Y. Giants (1/8).
- ★ Started for an injured left tackle Sam Baker at Detroit (10/23) and never relinquished the starting role, allowing 1½ sacks in 376 pass attempts as a starter.
- ★ Protected the blind side of QB Matt Ryan, who threw for 320 yards and four touchdowns at Carolina (12/11).
- ★ Part of an offensive line that powered RB Michael Turner to 172 rushing yards and two touchdowns vs. Tampa Bay (1/1).

**2010 (16/0, 1/1 – Atlanta)**

- ★ Appeared in all 16 regular season games and started at tight end in a Divisional playoff game vs. Green Bay (1/15).

**2009 (13/2 – Atlanta)**

- ★ Signed with Atlanta after spending the 2008 season out of football and played in 13 games with two starts.

**2008 (0/0)**

- ★ Spent the season out of football after being cut by Kansas City at the end of training camp.

**2007 (13/4 – Kansas City)**

- ★ Played in 13 games with four starts.

**2006 (2/0, 0/0 – Kansas City)**

- ★ Played in two games, appearing on special teams vs. Cincinnati (9/10) and as a reserve at both tackle positions vs. San Francisco (10/1) before being placed on Injured Reserve with a knee injury (10/28).
- ★ Started 10 regular season games for the Frankfurt Galaxy of NFL Europe as part of an offensive line that helped the team lead the league in rushing yards; started

## EXTRA POINTS

- ★ Has a two-time National Decathlon Champion and league shot put champion with a throw of 59'3".
- ★ Traveled to the Middle East for the 2009 Super Bowl with the NFL in an effort to boost morale with the troops.
- ★ During the offseason, he attended all four NFL Business Management & Entrepreneurial Programs at Harvard Business School, the Wharton School of Business at Penn, the Kellogg School of Management at Northwestern University and Stanford Business School.

## COMING TO AMERICA

Svitek was born in Prague, Czechoslovakia. When he was 2 years old, his parents took him and his three brothers out of the Communist country. They left in secret with no money and only the clothes on their backs. Saying they were on a day hike, they walked 14 hours through the mountains and ended up in Austria. The family spent eight months in a refugee camp until being legalized to come to the United States. "My parents were hard-working immigrants who came here to achieve the American Dream and help their sons reach their full potential," said Svitek. "I think they instilled it in me to do everything well. I am a competitive person on the field and in the classroom and I don't think you can just turn that switch off."

at left tackle in the team's World Bowl XIV victory (5/27).

**2005 (1/0 – Kansas City)**


- ★ Played in one game, appearing on special teams vs. Oakland (11/6).
- ★ Was converted to the offensive line after spending his college career as a defensive lineman.
- ★ Was inactive for 15 games.

## COLLEGE

- ★ Played in 38 games at defensive end at Stanford, with 18 starts, and registered 60 tackles, 4½ tackles of loss, two sacks, one forced fumble and one interception.
- ★ Completed at tight end and defensive end as a sophomore.

## PERSONAL

- ★ Was a three-sport athlete at Newbury Park High School in Newbury Park, Calif., earning All-America honorable mention honors from *USA Today* as a senior after recording 87 tackles, nine sacks and five forced fumbles as a defensive end and catching 48 passes for 624 yards and four touchdowns at tight end.
- ★ Named the Ventura County High School Athlete of the Year and California Division II Athlete of the Year by Cal-Hi Student Sports.
- ★ Was born in Prague, Czech Republic on Jan. 8, 1982.



# AQIB TALIB



# 31

HT: 6-1 WT: 205

Born: 2/13/1986 Exp. (NFL/Patriots): 6/2  
GP/GS (Playoffs): 77/63 (3/3) Acq: TR (TB)-12  
College: Kansas Hometown: Richardson, Texas

PRO BOWLS:

C O R N E R B A C K

13

## PRONOUNCED Uh-keeb Tuh-leeeb

### CAREER TRANSACTIONS

Aqib Talib was signed by the New England Patriots as an unrestricted free agent on March 16, 2013 ... Originally drafted by Tampa Bay in the first round (20th overall) of the 2008 NFL Draft ... Acquired by New England from Tampa Bay in a trade along with a 2013 seventh round draft selection in exchange for a 2013 fourth round draft selection (11/1/12).

### CAREER HIGHLIGHTS

- ★ Recorded interceptions in three straight games in 2010, at Carolina (9/19), vs. Pittsburgh (9/26) and at Cincinnati (10/10); the third time in his career he posted interceptions in consecutive games.
- ★ Named NFC Defensive Player of the Week after tallying two interceptions, returning one for his first career touchdown at Arizona (10/31/10).
- ★ Registered a career-high three interceptions at Washington (10/4/09).
- ★ Returned his first interception in a Patriots uniform for a touchdown.
- ★ Elected to his first Pro Bowl in 2013.

### SEASONAL REVIEWS

#### 2013 (13/13, 2/2)

- ★ Caused a single-game career high three turnovers, including a forced fumble and two fourth-quarter interceptions vs. N.Y. Jets (9/12). Also made two tackles.
- ★ Intercepted a pass in his second straight game vs. Tampa Bay late in the second quarter (9/22) that led to a Patriots field goal. Also made five tackles.
- ★ Intercepted a pass in his third consecutive game at Atlanta (9/29) that led to a New England field goal. Also made two tackles and defended four passes.
- ★ Started at cornerback vs. New Orleans (10/13) and primarily matched up with Saints tight end Jimmy Graham, holding him without a reception. Left with an injury during the third quarter and did not return.
- ★ Was inactive due to injury at N.Y. Jets (10/20), vs. Miami (10/27) and vs. Pittsburgh (11/3).
- ★ Returned after missing three games due to injury at Carolina (11/18) and broke up two passes.
- ★ Elected to his first Pro Bowl.
- ★ Compiled one tackle before leaving the AFC Championship Game at Denver (1/19) with a knee injury and did not return.

#### 2012 (4/4 – Tampa Bay)

- ★ Started all four games in which he played, recording 21 tackles, one interception and seven passes defended.

- ★ Posted eight tackles and a career-high four passes defended at N.Y. Giants (9/16).

#### 2012 (6/5, 2/2 – New England)

- ★ Joined the Patriots mid-season in a trade with Tampa Bay and played in six regular season games with five starts. Compiled 19 tackles and an interception he returned 59 yards for a touchdown. Also defended two passes and recovered a fumble.
- ★ Started both postseason games and made 10 tackles and defended one pass.
- ★ Started in his first game as a Patriot and intercepted a second-quarter Andrew Luck pass and returned the pick 59 yards for a touchdown vs. Indianapolis (11/18). Also made seven tackles.
- ★ Active but did not play in the regular-season finale win vs. Miami (12/30).
- ★ Accumulated a team-high tying 10 tackles in the Divisional Playoff win vs. Houston (1/13), his first postseason game.
- ★ Started at cornerback in the AFC Championship vs. Baltimore (1/20) but left in the first quarter with a thigh injury and did not return.

#### 2011 (13/13 – Tampa Bay)

- ★ Played and started 13 games, finishing with 42 tackles, two interceptions, both of which were returned for touchdowns, two forced fumbles and 13 passes defended.
- ★ Recorded four tackles, one interception and three passes defended vs. Detroit (9/11), returning the interception 28 yards for his second career touchdown.
- ★ Registered three tackles and one forced fumble at Minnesota (9/18).
- ★ Tallied a forced fumble and an interception at Tennessee (11/27), returning the interception 27 yards for a touchdown.

#### 2010 (11/11 – Tampa Bay)

- ★ Played and started 11 games, registering 50 tackles, a career-high six interceptions, including one for a touchdown and 11 passes defended before being placed on Injured Reserve (12/6) with a hip injury.
- ★ Led the team with six interceptions despite appearing in only 11 games; total was fifth in the NFL and second

### TALIB'S TOUCHDOWNS

Date	Opponent	Play
10/31/10	at Arizona	45-yard INT return for TD
9/11/11	Detroit	28-yard INT return for TD
11/27/11	at Tennessee	27-yard INT return for TD
11/18/12	Indianapolis	59-yard INT return for TD



## HONORS & AWARDS

**2013**  
Pro Bowl  
Associated Press All-Pro: Second Team

in the NFC.

★ Recorded interceptions in three straight games, at Carolina (9/19), vs. Pittsburgh (9/26) and at Cincinnati (10/10); the third time in his career he posted interceptions in consecutive games.

★ Named NFC Defensive Player of the Week after tallying two interceptions, returning one for his first career touchdown at Arizona (10/31).

★ Posted a career-high nine tackles vs. Carolina (11/14).

★ Registered five tackles and one interception at Baltimore (11/28).

### 2009 (15/15 – Tampa Bay)

★ Played in 15 games, recording career-highs in starts (15), tackles (69), passes defended (17) and fumble recoveries (one).

★ Registered a career-high three interceptions at Washington (10/4).

★ Posted interceptions in back-to-back games vs. New England (10/25) and vs. Green Bay (11/8).

### 2008 (15/2 – Tampa Bay)

★ Played in 15 games with two starts, finishing with 27 tackles, four interceptions and 10 passes defended.

★ Recorded his first career interception vs. Atlanta

## A NOSE FOR THE BALL

Since 2009, Aqib is tied for second in the NFL with 19 interceptions in 53 games played.

Rank	Player	Games Played	Interceptions
1	Asante Samuel	54	24
2t	Aqib Talib	53	19
2t	Charles Woodson	57	19
3t	Jairus Byrd	62	18
3t	DeAngelo Hall	64	18
3t	Ed Reed	55	18

(9/14).

★ Registered interceptions in two straight games, vs. Carolina (10/12) and vs. Seattle (10/19).

## COLLEGE

★ Played in 34 games with 32 starts and registered 162 tackles, 13 interceptions, two fumble recoveries, two forced fumbles and 43 passes defended before entering the NFL Draft following his junior season.

★ Finished his career second in school history with 13 interceptions and first in interception return yards with 322.

★ A unanimous All-Big 12 Conference and consensus All-American first-team selection in 2007.

## PERSONAL

★ Born Aqib Talib on Feb. 13, 1986 in Cleveland, Ohio.

★ Son of Okolo Talib and Theodore Henry.


★ Has a daughter, Kiara and a son, Jabril.

★ Majored in sociology.

## AQIB TALIB

Pos: CB Ht: 6-1 Wt: 205 Year: 6th Acq: TR (TB)-12 College: Kansas Born: 2/13/86

REGULAR SEASON		TACKLES						INTERCEPTIONS						MISCELLANEOUS				
Year	Team	G/S	TT	UT	A	S	Yds	No	Yds	Avg	Lg	TD	PD	FF	FR	Yds	TD	SpT
2008	Buccaneers	15/2	27	19	8	0.0	0.0	4	32	8.0	19	0	10	0	0	0	0	0
2009	Buccaneers	15/15	69	62	7	0.0	0.0	5	99	19.8	32	0	17	0	1	0	0	0
2010	Buccaneers	11/11	50	47	3	0.0	0.0	6	91	15.2	45t	1	11	0	0	0	0	0
2011	Buccaneers	13/13	42	41	1	0.0	0.0	2	55	27.5	28t	2	13	2	0	0	0	0
2012	Bucs/Patriots	10/9	44	33	7	0.0	0.0	2	59	29.5	59t	1	9	0	1	0	0	0
2013	Patriots	13/13	44	35	9	0.0	0.0	4	12	7.0	14	0	13	1	0	0	0	0
<b>Totals – 6 Years</b>		<b>77/63</b>	<b>272</b>	<b>237</b>	<b>35</b>	<b>0.0</b>	<b>0.0</b>	<b>23</b>	<b>348</b>	<b>15.1</b>	<b>59t</b>	<b>4</b>	<b>73</b>	<b>3</b>	<b>2</b>	<b>0</b>	<b>0</b>	<b>0</b>
POSTSEASON		TACKLES						INTERCEPTIONS						MISCELLANEOUS				
Year	Team	G/S	TT	UT	A	S	Yds	No	Yds	Avg	Lg	TD	PD	FF	FR	Yds	TD	SpT
2012	Patriots	2/2	10	9	1	0.0	0.0	0	0	0.0	0	0	1	0	0	0	0	0
2013	Patriots	2/2	5	3	2	0.0	0.0	0	0	0.0	0	0	0	0	0	0	0	0
<b>Totals – 2 Years</b>		<b>4/4</b>	<b>15</b>	<b>12</b>	<b>3</b>	<b>0.0</b>	<b>0.0</b>	<b>0</b>	<b>0</b>	<b>0.0</b>	<b>0</b>	<b>0</b>	<b>1</b>	<b>0</b>	<b>0</b>	<b>0</b>	<b>0</b>	<b>0</b>



# KENBRELL THOMPSON



# 85

HT: 6-1 WT: 195  
 Born: 7/29/1988 Exp. (NFL/Patriots): Rookie  
 GP/GS: 12/8 (1/0) Acq: FA-13  
 College: Cincinnati Hometown: Miami, Fla.

W I D E R E C E I V E R

## CAREER TRANSACTIONS

Kenbrell Thompson was signed by the New England Patriots as a rookie free agent on May 3, 2013.

## SEASONAL REVIEWS

### 2013 (12/8, 1/0)

- ★ Started his first NFL game at wide receiver and caught four passes for 42 yards at Buffalo (9/8).
- ★ Started and caught two passes for 47 yards vs. N.Y. Jets (9/12), including and career-long 38-yard reception that led to a Patriots field goal in the second quarter.
- ★ Caught three passes for 41 yards and the first two touchdowns of his career vs. Tampa Bay (9/22). Became the first undrafted rookie WR to catch two TDs in a game since Blair White in 2010 with Indianapolis.
- ★ Finished with career highs in receptions (6) and receiving yards (127) and scored a touchdown at Atlanta (9/29), becoming just the second rookie free agent (Wes Moore) to go over 100 yards receiving during a game in his rookie season. Also caught a second-quarter pass for a career-long 49 yards.
- ★ Caught three passes for 45 yards vs. New Orleans (10/13), including the game-winning 17-yard touchdown reception with five seconds left.
- ★ Was inactive vs. Pittsburgh (11/3).
- ★ Caught two passes for 60 yards at Carolina (11/18), including a 37-yard catch and run to the Panthers 1-yard line that led to a touchdown.
- ★ Was inactive due to injury vs. Cleveland (12/8), at Miami (12/15) and at Baltimore (12/22).
- ★ Returned to action for the regular-season finale vs. Buffalo (12/29) after missing three games due to injury.
- ★ Played in his first postseason game vs. Indianapolis

## EXTRA POINTS

- ★ Rookie WR Kenbrell Thompson had two TD receptions in a Week 3 win over Tampa Bay as he became the undrafted rookie WR to have 2 TD rec. in game since 2010 (Blair White, Indianapolis).
- ★ Graduated from the University of Cincinnati in December 2012 with a degree in criminal justice.

(1/11) and left in the second half with a head injury and did not return.

- ★ Was inactive due to injury for the AFC Championship Game at Denver (1/19).

## COLLEGE

- ★ Junior college transfer played two seasons at Cincinnati and compiled 78 receptions for 1,077 yards and four touchdowns.
- ★ Caught 34 passes for 541 yards and two touchdowns in 13 games as a senior in 2012. His 15.9 yards per reception average was fifth-highest in the Big East.
- ★ Compiled 44 receptions for 536 yards in 13 games as a junior in 2011.
- ★ Sat out the 2010 season after transferring from El Camino Community College.

## PERSONAL

- ★ Has a brother, Kendal, who played football for Miami (Fla.).
- ★ His cousin, Antonio Brown, is a receiver for the Pittsburgh Steelers.

## KENBRELL THOMPSON

Pos: WR Ht: 6-1 Wt: 195 Year: R Acq: FA-13 College: Cincinnati Born: 7/29/88

REGULAR SEASON		RECEIVING						RUSHING					
Year	Team	G/S	Rec	Yds	Avg	Lg	TD	NO	Yds	Avg	Lg	TD	
2013	Patriots	12/8	32	466	14.6	49	4	0	0	0.0	0	0	
Totals - 1 Year		12/8	32	466	14.6	49	4	0	0	0.0	0	0	
POSTSEASON		RECEIVING						RUSHING					
Year	Team	G/S	Rec	Yds	Avg	Lg	TD	NO	Yds	Avg	Lg	TD	
2013	Patriots	1/0	0	0	0.0	0	0	0	0	0.0	0	0	
Totals - 1 Year		1/0	0	0	0.0	0	0	0	0	0.0	0	0	



JOE  
VELLANO



72

HT: 6-2 WT: 300  
Born: 10/30/1988 Exp. (NFL/Patriots): Rookie  
GP/GS: 16/8 (2/0) Acq: FA-13  
College: Maryland Hometown: Rexford, N.Y.

DEFENSIVE LINE

## CAREER TRANSACTIONS

Joe Vellano was signed by the New England Patriots as a rookie free agent on May 3, 2013.

## SEASONAL REVIEWS

2013 (16/8, 2/0)

- ★ Made his first NFL appearance in the season opener at Buffalo (9/8) and contributed two tackles.
- ★ Replaced Vince Wilfork at defensive tackle at Atlanta (9/29) after Wilfork left with an injury and did not return. Finished with three tackles and his first career sack for a 7-yard loss.
- ★ Made his first career start at defensive tackle at Cincinnati (10/6) and registered four tackles.
- ★ Started his second straight game at defensive tackle and made a career-high six tackles vs. New Orleans (10/13).
- ★ Compiled a career-high nine tackles at N.Y. Jets (10/20).
- ★ Recovered a first-quarter fumble vs. Pittsburgh (11/3), this first of his career.
- ★ Notched his second career sack at Miami (12/15).
- ★ Appeared in his first career playoff game vs. Indianapolis and posted one sack to go along with five tackles.

## COLLEGE

- ★ Played defensive tackle as a sophomore and junior before being moved to end as a senior.
- ★ Was selected as a team captain in 2011 and 2012.
- ★ Was All-ACC First-Team as a senior in 2012 after finishing with 61 total tackles and six sacks.
- ★ Had a career-high of 94 total tackles as a junior in 2011 and was named an All-American and a consensus

## EXTRA POINTS

- ★ Joe Vellano and his father, Paul, are one of only four father-son duos to be named All-Americans at the same Division I school.

### FATHER/SON DUO

Paul & Joe Vellano  
Eli & Archie Manning  
Kevin & Drew Butler  
Lee & Travis McGriff

### SCHOOL

Maryland  
Mississippi  
Georgia  
Florida

- ★ Vellano's father, Paul, was drafted in the 14th round of the 1974 NFL Draft by the Chicago Bears and played in the World League in 1974 and 1975 for the Florida Blazers in 1974 and then with the San Antonio Wings in 1975 when the franchise relocated there.

first team All-ACC choice.

- ★ After redshirting in 2008, played in five games as a reserve in 2009 before earning a starting position as a sophomore in 2010.

## PERSONAL

- ★ Born Oct. 30, 1988.
- ★ Father, Paul, was a first team Kodak AFCA All-American at Maryland.
- ★ First father-son All-America combo at same school in ACC history.
- ★ Member of the National Honor Society.
- ★ Majored in family science.

## JOE VELLANO

Pos: DL Ht: 6-2 Wt: 300 Year: R Acq: FA-13 College: Maryland Born: 10/30/88

REGULAR SEASON			TACKLES					INTERCEPTIONS					MISCELLANEOUS					
Year	Team	G/S	TT	UT	A	S	Yds	No	Yds	Avg	Lg	TD	PD	FF	FR	Yds	TD	Sp
2013	Patriots	16/8	48	32	16	2.0	18.0	0	0	0.0	0	0	1	0	1	0	0	0
Totals - 1 Year		16/8	48	32	16	2.0	18.0	0	0	0.0	0	0	1	0	1	0	0	0
POSTSEASON			TACKLES					INTERCEPTIONS					MISCELLANEOUS					
Year	Team	G/S	TT	UT	A	S	Yds	No	Yds	Avg	Lg	TD	PD	FF	FR	Yds	TD	SpT
2013	Patriots	2/0	5	2	3	1.0	1.0	0	0	0.0	0	0	1	0	1	0	0	0
Totals - 1 Year		2/0	5	2	3	1.0	1.0	0	0	0.0	0	0	1	0	1	0	0	0



# SHANE VEREEN



# 34

HT: 5-9 WT: 205

Born: 3/2/1989 Exp. (NFL/Patriots): 3/3

GP/GS (Playoffs): 26/2 (4/1) Acq: D2b-11 (56th)

College: California Hometown: Valencia, Calif.

R U N N I N G B A C K

## CAREER TRANSACTIONS

Shane Vereen was drafted by the New England Patriots in the second round (56th overall) of the 2011 NFL Draft.

## SEASONAL REVIEWS

### 2013 (8/1, 2/1)

★ Rushed for a career-high 101 yards on 14 carries at Buffalo (9/8). Also caught seven passes for 58 yards.

★ Placed on Injured Reserve/Designated for Return with a wrist injury (9/10).

★ Returned from the Injured Reserve/Designated for Return list and made an immediate impact on the offense at Carolina (11/18). Caught a career-high eight passes for 65 yards and had one carry for 7 yards.

★ Compiled 91 total yards vs. Denver (11/24) with eight receptions for 60 yards and 10 rushes for 31 yards.

★ Made his first start of the season at Houston (12/1) and caught five passes for 37 yards and a touchdown. Also rushed 10 times for 38 yards.

★ Set new team records for receptions and receiving yards by a running back in the comeback win vs. Cleveland (12/8). Vereen had 12 receptions for 153 yards and three rushes for 9 yards and a touchdown.

★ Scored the first Patriots touchdown at Baltimore (12/22) and a 4-yard pass. Left in the first half with an injury and did not return.

★ Caught a touchdown for the second straight game vs. Buffalo (12/29), finishing with three receiving touchdowns overall on the year.

★ Gained 93 combined yards of offense in the AFC Championship Game at Denver (1/19) by catching five passes for 59 yards and rushing four times for 34 yards in his first career playoff start.

### 2012 (13/1, 2/0)

★ Played in 13 regular-season games with one start and rushed for 251 yards on 62 carries (4.0 avg) and three touchdowns. Also caught eight passes for 149 yards (18.6 avg) and a touchdown.

★ Appeared in both postseason contests and compiled 57 yards rushing on 11 carries (5.2 avg) and a touchdown. Also caught seven passes for 105 yards (15.0 avg) and two touchdowns.

★ Was inactive due to injury for the first three games of the season.

★ Rushed once for one yard and a touchdown vs. Denver (10/7).

★ Made his first career start and rushed for 49 yards on eight carries (6.1 avg) and caught one pass for 10 yards in the overtime win vs. N.Y. Jets (10/21). Gained 24 yards of offense on the first two plays of

## EXTRA POINTS

★ Vereen's mother, Venita, played tennis for the UNLV Rebels, while his father, Henry, played wide receiver for the Rebels before being drafted in ninth round of the 1979 NFL Draft by Tampa Bay. Henry accumulated 4,280 all-purpose yards while at UNLV, still the second-most in school history. He also owns the longest reception at UNLV, an 87-yarder.

★ Spent the summer of 2010 as an intern with Comcast SportsNet Bay Area.

★ His younger brother, Brock, is a defensive back at Minnesota.

the game from scrimmage - a 10-yard reception and a 14-yard rush.

★ Rushed for 22 yards on seven carries (3.1 avg) and a touchdown at St. Louis (10/28). Also converted a third-and-long with a 17-yard catch and run in the second quarter.

★ Picked up 40 yards on a career-high 11 carries (3.6 avg) and a touchdown vs. Indianapolis (11/18). Also caught one pass for 11 yards.

★ Caught two passes for a career-high 91 yards, including a career-long 83-yard touchdown catch in the second quarter of the Thanksgiving Night win at N.Y. Jets (11/22). Also tallied 42 yards on 10 carries (4.2 avg).

★ Tied a team postseason mark with three

### VEREEN'S SINGLE GAME CAREER HIGHS

#### Single Game Highs:

**Rushing Attempts** 14 at Buffalo (9/8/13)  
11 vs. Indianapolis (11/18/12)

**Rushing Yards** 101 at Buffalo (9/8/13)  
49 vs. N.Y. Jets (10/21/12)

**Rushing TDs** 1 Five Times. Most Recent:  
vs. Cleveland (12/8/13)

**Receptions** 12 vs. Cleveland (12/8/13)  
8 at Carolina (11/18/13)  
8 vs. Denver (11/24/13)  
7 at Buffalo (9/8/13)

**Receiving Yards** 153 vs. Cleveland (12/8/13)  
91 at N.Y. Jets (11/22/12)  
83 vs. Baltimore (1/20/12- AFC Championship)

**Receiving TDs** 2 vs. Houston (1/13/13- Divisional Playoff)  
1 at N.Y. Jets (11/22/12)  
1 at Houston (12/1/13)

touchdowns - a 1-yard run and 8-yard and 33-yard touchdown receptions - in the Divisional Playoff win vs. Houston (1/13). In total, Vereen caught five passes for 83 yards (16.6 avg) and rushed seven times for 41 yards (5.9 avg).

## 2011 (5/0, 0/0)

- ★ Played in five games and finished with 15 carries for 57 yards (3.8 avg.) and one touchdown.
- ★ Inactive due to injury for nine regular season games and all three postseason contests.
- ★ Saw his first action on offense, rushing for 39 yards on eight carries (4.9 avg) including a four-yard touchdown in the fourth quarter that capped a 34-3 win vs. Kansas City (11/21) on Monday Night Football.

## COLLEGE

- ★ Vereen started 19 of 38 games at California, carrying 556 times for 2,834 yards (5.1 avg.) and 29 touchdowns.
- ★ Added 674 yards and six scores on 74 receptions (9.1 avg.) and totaled 210 points as a member of the Golden Bears, returning 24 kickoffs for 551 yards (23.0 avg) and two punts for 10 yards (5.0 avg).
- ★ Collected 4,069 all-purpose yards on 656 plays, averaging 107.1 yards per game.
- ★ His 29 touchdown runs tie Marshawn Lynch (2004-06) and Jahvid Best (2007-09) for third on Cal's all-time list.
- ★ His 4,069 all-purpose yards rank fifth in school annals behind Deltha O'Neal (4,998; 1996-99), Russell White (4,943; 1990-92), Marshawn Lynch (4,574; 2004-06) and Chuck Muncie (4,194; 1973-75).
- ★ Accumulated 1,757 all-purpose yards in 2009, ranking sixth on Cal's single-season record list.
- ★ Honors and Awards (2010): All-Pac-10 Conference second-team; member of Watch Lists for the Paul Hornung (nation's most versatile player) and Doak Walker Awards (nation's top running back).
- ★ Started all 12 games and lead the team with 231 carries for 1,167 yards (5.1 avg.) and 13 touchdowns in 2010.
- ★ Honors and Awards (2009): All-Pac-10 Conference honorable mention selection; Recipient of California's Offensive "Bear Backers" Co-MVP Award; Muscle Milk California Student-Athlete of the Week vs. UCLA, Arizona and Stanford.
- ★ Played in all 13 games in 2008 as the primary backup to starting tailback Jahvid Best, scoring 30 points.
- ★ His sophomore year, ranked second on the team

## VEREEN SETS TEAM RECORDS

Vereen had 12 receptions for 153 yards vs. Cleveland on Dec. 8, 2013, setting the single-game franchise record for most receptions and receiving yards by a running back in a single game. Vereen's 153 receiving yards topped the 53-year-old franchise running back record of 124 receiving yards, achieved by Dick Christy against the Oakland Raiders on Nov. 4, 1960. His 12 receptions bested the previous Patriots running back record of 11 receptions, achieved three times, most recently by Kevin Faulk on Sept. 3, 2000, against Tampa Bay.

### Most Receiving Yards by a Running Back/Single Game

Player	Game	Yards
Shane Vereen	vs. Cleveland (12/8/13)	153
Dick Christy	vs. Oakland (11/4/60)	124
Joe Johnson	vs. Houston (11/25/60)	123

### Most Receiving Yards by a Running Back/Single Game

Player	Game	Receptions
Shane Vereen	vs. Cleveland (12/8/13)	12
Kevin Faulk	vs. Tampa Bay (9/3/00)	11
Leroy Thompson	vs. Minnesota (11/13/94)	11
Tony Collins	vs. Philadelphia (11/29/87)	11

with 715 yards and four touchdowns on 142 carries (5.0 avg.) and tied for second on the team with 27 receptions for 221 yards (8.2 avg.) and another score.

- ★ Redshirted as a freshman.
- ★ Vereen joined California's track and field squad for the 2008-09 season and finished 17th at the Pac-10 Outdoor Championships with a 100-meter time of 10.7 seconds.

## PERSONAL

- ★ Attended Valencia High School (Calif.).
- ★ Combined for over 6,000 rushing and receiving yards with 89 touchdowns during a three-year varsity career.
- ★ One of the Southland's top sprinters, recording the fastest 100-meter dash time of any junior in Southern California during the 2006 track and field season. His best 100-meter time was 10.6 seconds and his best 200-meter time was 21.5.
- ★ Also a member of the basketball team and excelled in the classroom, holding a 4.0 grade point average.
- ★ Son of Venita Taylor-Vereen and Henry Vereen, both of whom were student-athletes at the University of Nevada-Las Vegas.
- ★ Graduated with a degree in Media Studies in just three and a half years.



# SHANE VEREEN

Pos: RB Ht: 5-9 Wt: 205 Year: 3rd Acq: D2b-11 (56th) College: California Born: 3/2/89

REGULAR SEASON			RUSHING					RECEIVING					KICK RETURNS					PUNT RETURNS					
Year	Team	G/S	No	Yds	Avg	Lg	TD	No	Yds	Avg	Lg	TD	No	Yds	Avg	Lg	TD	No	FC	Yds	Avg	Lg	TD
2011	Patriots	5/0	15	57	3.6	19	1	0	0	0.0	0	0	0	0	0.0	0	0	0	0	0.0	0	0	0
2012	Patriots	13/1	62	251	4.0	16	3	8	149	18.6	83t	1	0	0	0.0	0	0	0	0	0.0	0	0	0
2013	Patriots	8/1	44	208	4.7	21	1	47	427	9.1	50	3	0	0	0.0	0	0	0	0	0.0	0	0	0
Totals - 3 Years			26/2	121	545	4.3	21	5	55	576	10.5	83t	4	0	0	0.0	0	0	0	0	0.0	0	0

Additional Statistics: Special Teams Tackles: (2); 2011 (1); 2012 (1)

POSTSEASON			RUSHING					RECEIVING					KICK RETURNS					PUNT RETURNS					
Year	Team	G/S	No	Yds	Avg	Lg	TD	No	Yds	Avg	Lg	TD	No	Yds	Avg	Lg	TD	No	FC	Yds	Avg	Lg	TD
2011	Patriots	0/0	0	0	0.0	0	0	0	0	0.0	0	0	0	0	0.0	0	0	0	0	0.0	0	0	0
2012	Patriots	2/0	11	57	5.2	22	1	7	105	15.0	33t	2	0	0	0.0	0	0	0	0	0.0	0	0	0
2013	Patriots	2/1	9	51	5.7	11	0	7	75	10.7	24	0	0	0	0.0	0	0	0	0	0.0	0	0	0
Totals – 3 Years			4/1	20	108	5.4	22	1	14	180	12.9	33t	2	0	0	0.0	0	0	0	0	0.0	0	0

## VEREEN'S CAREER GAME-BY-GAME

2011											2012																
			Rushing					Receiving								Rushing					Receiving						
2011	Opponent	P/S	No	Yds	Avg	Lg	TD	No	Yds	Avg	Lg	TD	2012	Opponent	P/S	No	Yds	Avg	Lg	TD	No	Yds	Avg	Lg	TD		
09/12	at Miami		Inactive										09/09	at Tennessee		Inactive											
09/18	San Diego		Inactive										09/16	Arizona		Inactive											
09/25	at Buffalo		Did Not Play										09/23	at Baltimore		Inactive											
10/02	at Oakland	p	0	0	0.0	0	0	0	0	0.0	0	0	09/30	at Buffalo	p	1	0	0.0	0	0	1	5	5.0	5	0		
10/09	N.Y. Jets	p	0	0	0.0	0	0	0	0	0.0	0	0	10/07	Denver	p	1	1	1.0	1t	1	0	0	0.0	0	0		
10/16	Dallas	p	0	0	0.0	0	0	0	0	0.0	0	0	10/14	at Seattle	p	0	0	0.0	0	0	0	0	0.0	0	0		
10/30	at Pittsburgh		Inactive										10/21	N.Y. Jets	S	8	49	6.1	16	0	1	10	10.0	10	0		
11/06	N.Y. Giants		Did Not Play										10/28	at St. Louis	p	7	22	3.1	14	1	1	17	17.0	17	0		
11/13	at N.Y. Jets		Inactive										11/11	Buffalo	p	5	5	1.0	5	0	1	11	11.0	11	0		
11/21	Kansas City	p	8	39	4.9	19	1	0	0	0.0	0	0	11/18	Indianapolis	p	11	40	3.6	13	1	1	11	11.0	11	0		
11/27	at Philadelphia	p	7	18	2.6	8	0	0	0	0.0	0	0	11/22	at N.Y. Jets	p	10	42	4.2	13	0	2	91	40.5	83t	1		
12/04	Indianapolis		Inactive										12/02	at Miami	p	3	14	4.7	8	0	0	0	0.0	0	0		
12/11	at Washington		Inactive										12/10	Houston	p	8	40	5.0	11	0	0	0	0.0	0	0		
12/18	at Denver		Inactive										12/16	San Francisco	p	0	0	0.0	0	0	1	4	4.0	4	0		
12/24	Miami		Inactive										12/23	at Jacksonville	p	0	0	0.0	0	0	0	0	0.0	0	0		
01/01	Buffalo		Inactive										12/30	Miami	p	8	38	4.8	9	0	0	0	0.0	0	0		
2011 Totals			5/0	15	57	3.8	19	1	0	0	0.0	0	0	2012 Totals			13/1	62	251	4.0	16	3	8	149	18.6	83t	1
01/14	Denver		Inactive										01/13	Houston	p	7	41	5.9	22	1	5	83	16.6	33t	2		
01/22	Baltimore		Inactive										01/20	Baltimore	p	4	16	4.0	7	0	2	22	11.0	13	0		
02/05	N.Y. Giants		Inactive										2012 Postseason			2/0	11	57	5.2	22	1	7	105	15.0	33t	2	
2011 Postseason			0/0	0	0	0/0	0	0	0	0	0.0	0	0														



# SEBASTIAN VOLLMER



# 76

HT: 6-8 WT: 320

Born: 7/10/1984 Exp. (NFL/Patriots): 5/5

GP/GS (Playoffs): 59/52 (5/5) Acq: D2d-09 (58th)

College: Houston Hometown: Kaarst, Germany

OFFENSIVE LINE

## CAREER TRANSACTIONS

Sebastian Vollmer was signed by the New England Patriots as an unrestricted free agent on March 26, 2013 ... Originally drafted by New England in the second round (58th overall) of the 2009 NFL Draft.

## CAREER HIGHLIGHTS

- ★ Named to the Associated Press All-Pro Second Team in 2010.
- ★ Named to the 2010 *USA Today* All-Joe Team.

## SEASONAL REVIEWS

### 2013 (8/8)

- ★ Starts along the offensive line at right tackle.
- ★ Left the second half of game vs. Tampa Bay (9/22) with a foot injury and did not return.
- ★ Returned to starting lineup at Atlanta (9/29).
- ★ Started vs., Miami (10/27) and left with a leg injury and did not return.
- ★ Was placed on Injured Reserve with a leg injury on Oct. 29.

### 2012 (15/15, 2/2)

- ★ Started all 15 regular season games in which he appeared at right tackle.
- ★ Dependable right tackle for the NFL's No. 1 ranked offense.
- ★ Also started both playoff contests.
- ★ Was inactive due to injury at N.Y. Jets (11/22).
- ★ Started along an offensive line that paved the way for two 100-yard rushers and a win at Buffalo (9/30).
- ★ Started at right tackle vs. Denver (10/7) on offense that had its second straight 200-yard rushing game for the first time since 1978.
- ★ Returned for the win at Miami (12/2) after missing one game due to injury.

### 2011 (6/5, 1/1)

- ★ Limited to six games during the regular season, starting five at right tackle.
- ★ Made one postseason appearance, starting at right tackle in Super Bowl XLVI vs. N.Y. Giants (2/5).
- ★ Inactive for 10 regular season and two playoff games due to injury.
- ★ Returned from injury to start at right tackle as part of an offensive line that helped Tom Brady throw for 423 yards in the home opener vs. San Diego (9/18).
- ★ Started at right tackle as part of an offensive line that paved the way for the Patriots to pick up 157 yards on the ground in a win vs. Kansas City (11/21).

### 2010 (16/16, 1/1)

- ★ Started at right tackle in all 16 games and was named to the Associated Press All-Pro Second Team as well as

## EXTRA POINTS

- ★ Played soccer and was a swimmer while growing up in Germany. He began playing football at the age of 14 for the Duesseldorf club team called the Duesseldorf Panther. That led to him playing for the national team and the European All-Star team that participated in the Global Junior Championships in San Diego, Calif., where he was recruited by the University of Houston.

- ★ While at Houston, Sebastian earned the nickname "Sea Bass".

USA Today's All-Joe team.

- ★ Part of an offensive line that helped BenJarvus Green-Ellis become the 11th Patriots running back and the first since Corey Dillon in 2004 to eclipse the 1,000-yard mark with a career-high 1,008 yards in 2010.
- ★ Helped the Patriots become the first team in 2010 to record over 100 rushing yards (103) against a stingy Steelers defense at Pittsburgh (11/14) in the 39-26 win. Also helped power Tom Brady to 350 passing yards.
- ★ Part of an offensive line that helped contribute to the Patriots scoring the seventh most points in a season in NFL history.

### 2009 (14/8, 1/1)

- ★ Played in 14 games, starting eight, with five starts at left tackle and three starts at right tackle while missing two games due to injury.
- ★ Started at right tackle in the postseason game vs. Baltimore (1/10).
- ★ Started at left tackle in place of the injured Matt Light vs. Tennessee (10/18), at Tampa Bay (10/25), vs. Miami (11/8), at Indianapolis (11/15) and vs. the New York Jets (11/22).
- ★ Started at right tackle in the final three games of the season, at Buffalo (12/20), vs. Jacksonville (12/27) and at Houston (1/3).
- ★ Also utilized on special teams and as an eligible receiver as an extra blocker in short-yardage situations.
- ★ Made his first NFL start vs. Tennessee (10/18) in the Patriots 59-0 win at left tackle in place of the injured Matt Light.

## HONORS & AWARDS

### 2010

Associated Press All-Pro: Second Team  
*USA Today* All-Joe Team

## COLLEGE

★ U.S. college coaches lined up to sign Vollmer after he appeared in the 2004 Global Junior Championships in San Diego, but he spoke almost no English when he signed with Houston.

★ He started his college career as a 250-pound tight end before growing into a first-team All-Conference USA left tackle as a senior.

★ Five years removed from moving to this country, Vollmer became one of the top linemen in Conference USA and started his last 25 games at tackle for the Cougars despite playing tight end and blocking back as a sophomore.

## PERSONAL

★ Vollmer did not start playing football until he was 14 years old, but still helped his German prep school win two national championships.

★ Sebastian Georg Vollmer was born to Jutta and Werner Vollmer on July 10, 1984, in Duesseldorf, Germany.


★ Attended Quirinus Gymnasium (Germany).

★ Helped lead his prep team to a 25-0 record over his career.

★ Named to the European All-Star team and was twice a member of national championship teams.

★ Was also recruited to play football at Western Michigan, Louisiana Tech and Indiana.

★ Earned a degree in communications and economics at Houston.



**RYAN  
WENDELL**



**62**

HT: 6-2 WT: 300  
Born: 3/4/1986 Exp. (NFL/Patriots): 5/5  
GP/GS (Playoffs): 62/36 (9/4) Acq: FA-09  
College: Fresno State Hometown: Diamond Bar, Calif.

**OFFENSIVE LINE**

## CAREER TRANSACTIONS

Ryan Wendell was signed by the New England Patriots to the 53-man roster from the practice squad on Dec. 31, 2009 ... Originally signed by New England as a rookie free agent (5/2/08) ... Released by New England (8/26/08) ... Signed by New England to the practice squad (9/24/08) ... Released by New England (9/22/09) ... Signed by New England to the practice squad (9/24/09).

## SEASONAL REVIEWS

### 2013 (16/16, 2/2)

- ★ Starts along the offensive line at center.
- ★ Started at center vs. Pittsburgh (11/3) as part of an offensive line that help score 55 points and compile 610 yards.

### 2012 (16/16, 2/2)

- ★ Started all 16 regular-season games and both playoff contests at center for the NFL's No. 1 ranked offense.
- ★ Earned starting center job out of training camp over incumbent Dan Koppen.
- ★ Led all NFL players in playing time in 2012 by starting all 16 games and playing 1,379 total snaps (1,231 offense, 148 special teams) as part of the NFL's No. 1 ranked offense.
- ★ Started along an offensive line that paved the way for two 100-yard rushers and a win at Buffalo (9/30).
- ★ Started at center vs. Denver (10/7) on offense that had its second straight 200-yard rushing game for the first time since 1978.

### 2011 (14/3, 3/0)

- ★ Saw action in 14 regular season games, starting three - two at center and one at left guard.
- ★ Played in a reserve role in all three playoff games including Super Bowl XLVI vs. N.Y. Giants (2/5).
- ★ Started his first game of the season and first ever at center, in place of the injured Dan Connolly at Philadelphia (11/27).
- ★ Inserted into the starting lineup at left guard vs. Miami (12/24) after Matt Light went down with an injury and Logan Mankins shifted to left tackle.
- ★ Made his first career start at left guard in the Patriots win vs. Buffalo (1/1) in place of an injured Logan Mankins.

### 2010 (15/2, 1/0)

- ★ Played in 15 games with two starts and was inactive for one game.
- ★ Made his first two starts of his career in the final two games of the season at Buffalo (12/26) and vs. Miami (1/2) at right guard in place of an injured Dan Connolly.
- ★ Saw time on the offensive line, filling in for Dan

## EXTRA POINTS

- ★ Had his jersey retired at Diamond Bar High School and was elected to the school's hall of fame.
- ★ An excellent student, who won the California Governor's Scholar Share Award.
- ★ Nicknamed "Wendy" by his teammates.

## HONORS & AWARDS

**2012**

*USA Today All-Joe Team*

Connolly when he moved to fullback in goal-line situations and on special teams throughout the season.

- ★ Replaced Stephen Neal at right guard during the Cincinnati game for a few plays, marking his first NFL action on the offensive line (9/12).

### 2009 (2/0, 1/0)

- ★ Earned a spot on the 53-man roster coming out of training camp and played in the first two games of the season before being released and signed to the practice squad.
- ★ Was signed back to the 53-man roster prior to the regular-season finale but was inactive for the game at Houston (1/3).
- ★ Made his NFL debut on special teams in the 2009 season-opener vs. Buffalo (9/14).
- ★ Played as a reserve on special teams at the N.Y. Jets (9/20).
- ★ Saw action on special teams in the postseason game vs. Baltimore (1/10).

### 2008 (0/0)

- ★ Spent his first NFL season on the Patriots practice squad after signing with the team as a rookie free agent.

## COLLEGE

- ★ Played center at Fresno State and was part of an offensive line that set a school record for fewest sacks surrendered with 12.
- ★ Earned All-WAC and Academic All-WAC honors.
- ★ Played in nine games as a true freshman in 2004.
- ★ In 2004, he helped school finish as the nation's fifth ranked offense, scoring more than 38 points per game.

## PERSONAL

- ★ Ryan Wendell was born on March 4, 1986.
- ★ Attended Diamond Bar (Calif.) High School where he had his jersey retired and was named to the school's

hall of fame.

★ Selected first-team All-CIF Southern Section as a defensive lineman as a senior and as an offensive

lineman as a junior.

★ Named the Sierra League's Most Valuable Player.

★ An excellent student, who won the California Governor's Scholar Share Award.



CHRIS  
WHITE



59

HT: 6-3 WT: 238  
Born: 1/15/1989 Exp. (NFL/Patriots): 3/1  
GP/GS (Playoffs): 38/0 (2/0) Acq: CW (DET)-13  
College: Mississippi State Hometown: Vancleave, Miss.

LINEBACKER

## CAREER TRANSACTIONS

Chris White was claimed off waivers from Detroit on Sept. 1, 2013 ... Originally drafted by Buffalo in the sixth round (169th overall) of the 2011 NFL Draft ... Acquired by Detroit from Buffalo in a trade in exchange for QB Thaddeus Lewis (8/25/13) ... Released by Detroit (8/31/13).

## SEASONAL REVIEWS

### 2013 (16/0, 2/0)

★ Appeared as a reserve in the season opener at Buffalo (9/8).

### 2012 (15/0 – Buffalo)

★ Appeared in 15 games, playing mostly on special teams and made two tackles.

★ Made a career-high two tackles vs. Kansas City (9/16).

### 2011 (7/0 – Buffalo)

★ Appeared in seven games, playing mostly on special teams and forced one fumble.

★ Placed on Injured Reserve with a knee injury (11/15).

## COLLEGE

★ Transferred to Mississippi State after two years at Mississippi Gulf Coast Community College.

★ Finished his career at Mississippi State with 110 tackles, six sacks, two interceptions and one fumble recovery.

## PERSONAL

★ Born on Jan. 15, 1989, in Mobile, Ala.

★ Son of Mr. and Mrs. Nicholas Myrick

★ Selected to play in the Mississippi/Alabama High School All-Star game following his senior prep season.


★ Named both the team's offensive and defensive most valuable player as a senior.

## CHRIS WHITE

Pos: LB Ht: 6-3 Wt: 238 Year: 3rd Acq: CW (DET)-13 College: Mississippi State Born: 1/15/89

REGULAR SEASON			TACKLES					INTERCEPTIONS					MISCELLANEOUS						
Year	Team	G/S	TT	UT	A	S	Yds	No	Yds	Avg	Lg	TD	PD	FF	FR	Yds	TD	SpT	
2011	Bills	7/0	0	0	0	0.0	0.0	0	0	0.0	0	0	0	1	0	0	0	0	
2012	Bills	15/0	2	2	0	0.0	0.0	0	0	0.0	0	0	0	0	0	0	0	0	
2013	Patriots	16/0	0	0	0	0.0	0.0	0	0	0.0	0	0	0	0	0	0	0	9	
Totals – 3 Years		38/0	2	2	0	0.0	0.0	0	0	0.0	0	0	0	0	0	0	0	9	
REGULAR SEASON			TACKLES					INTERCEPTIONS					MISCELLANEOUS						
Year	Team	G/S	TT	UT	A	S	Yds	No	Yds	Avg	Lg	TD	PD	FF	FR	Yds	TD	SpT	
2013	Patriots	2/0	0	0	0	0.0	0.0	0	0	0.0	0	0	0	0	0	0	0	0	
Totals – 1 Year		2/0	0	0	0	0.0	0.0	0	0	0.0	0	0	0	0	0	0	0	0	





# VINCE WILFORK



# 75

HT: 6-2 WT: 325  
Born: 11/4/1981 Exp. (NFL/Patriots): 10/10  
GP/GS (Playoffs): 142/132 (18/16) Acq: D1a-04 (21st)  
College: Miami (Fla.) Hometown: Boynton Beach, Fla.  
SUPER BOWLS: PRO BOWLS:

DEFENSIVE LINE



## CAREER TRANSACTIONS

Vince Wilfork was drafted by the New England Patriots in the first round (21st overall) of the 2004 NFL Draft ... Signed by New England (7/19/04).

## CAREER HIGHLIGHTS

- ★ Wilfork has played in 142 games with 132 starts over nine-plus seasons with the Patriots (2004-12). The Patriots own a 111-31 (.782) record in Wilfork's 142-career regular-season games.
- ★ Served as a defensive co-captain in 2008, 2009, 2010, 2011, 2012 and 2013.
- ★ In 2007, Wilfork earned his first career Pro Bowl selection and was named to the Associated Press All-Pro Team.
- ★ Named to five career Pro Bowls and four straight from 2009-2012.
- ★ Named Associated Press All-Pro Second Team in 2010 and 2011.
- ★ During his nine seasons, Wilfork has helped the Patriots' defense finish in the top 10 in points allowed seven times (2004, 2006, 2007, 2008, 2009, 2010 and 2012).
- ★ In 2007, Wilfork was a leader on the first team in NFL history to complete a 16-0 regular season, as the Patriots tied the NFL's all-time mark with 18 overall victories and set a league record for point differential, outscoring opponents by 315 points.

## SEASONAL REVIEWS

### 2013 (4/4)

- ★ Voted co-captain for the sixth straight season.
- ★ Started along the defensive line, mainly at defensive tackle.
- ★ Left during the first series of the game at Atlanta (9/29) with an injury and did not return.
- ★ Placed on Injured Reserve with an Achilles injury (10/3).

### 2012 (16/16, 2/2)

- ★ Voted co-captain for the fifth straight season.
- ★ Voted to his fifth career Pro Bowl.
- ★ Named Associated Press All-Pro: First Team.
- ★ Garnered *Pro Football Weekly's* All-NFL Team status.
- ★ Started all 16 regular-season games and compiled 59 tackles, three sacks, six passes defended, two forced fumbles and a career-high four fumble recoveries.
- ★ Started both playoff games and made six tackles.
- ★ Anchored a defensive line as part of a unit that finished tied for ninth in the NFL with 20.7 points allowed per game.
- ★ Started and made three tackles and recovered a fumble vs. Arizona (9/16).

## EXTRA POINTS

- ★ Vince was the 2010 recipient of the Ron Burton Community Service Award.
- ★ Vince and his wife Bianca host an annual draft day fundraiser to support the Diabetes Research Institute. The event has grown in each of its seven years and has raised more than \$150,000 to fight diabetes, which claimed Vince's father's life while Vince was at the University of Miami.
- ★ Vince is an active member of the Mass Mentoring Partnership, a group dedicated to supporting mentoring in Massachusetts.
- ★ Vince played multiple positions in high school, including running back and punt returner.
- ★ Vince's jersey number 75 was retired at Santaluces High School in Lantana, Fla., in September, 2008. His number was the first to ever be retired by the school.
- ★ Started and made four tackles, defended two passes and recovered a key fumble near the goal line at the end of the second quarter in the win at Buffalo (9/30).
- ★ Accumulated three tackles and recovered a fumble for the third time in four games vs. Denver (10/7).
- ★ Amassed five tackles and caused a handoff miscue that led to a safety in the overtime win vs. N.Y. Jets (10/21).
- ★ Registered five tackles and a strip-sack of Bills QB Ryan Fitzpatrick that led to a Patriots touchdown in the win vs. Buffalo (11/11).
- ★ Had six tackles in the win at N.Y. Jets (11/22) and forced an offensive lineman into Mark Sanchez in the backfield that caused a fumble which was recovered by Steve Gregory and returned for a touchdown.
- ★ Had three tackles and recovered a fumble in the second quarter that led to a Patriots field goal in the win at Miami (12/2).
- ★ Picked up his second sack of the season in the win vs. Houston (12/10) which forced a fumble and caused the Texans to lose 20 yards on the play. Also made four tackles and defended a pass.
- ★ Accumulated six tackles and his third sack of the season as part of a seven-sack effort by the defense in the win vs. Miami (12/30).
- ★ Started all 16 games along the defensive line where he made 74 tackles, a career-high 3½ sacks for 17½ yards, eight quarterback hits, his first two interceptions,

### 2011 (16/16, 3/3)

- ★ Started all 16 games along the defensive line where he made 74 tackles, a career-high 3½ sacks for 17½ yards, eight quarterback hits, his first two interceptions,

## HONORS & AWARDS

**2013**

Team Captain

**2012**

AFC Pro Bowl

Associated Press All-Pro: First Team

*Pro Football Weekly* All-NFL Team

Team Captain

**2011**

AFC Pro Bowl

Associated Press All-Pro: Second Team

Team Captain

**2010**

AFC Pro Bowl

Associated Press All-Pro: Second Team

Peter King's SI.com All Pro Team

Team Captain

**2009**

AFC Pro Bowl

Team Captain

**2007**

AFC Pro Bowl

Associated Press All-Pro: Second Team

Team Captain

three passes defended, one forced fumble and two fumble recoveries - the latter he recovered in the end zone for his first career touchdown.

★ Started all three postseason games and accumulated 12 tackles including 2½ sacks for 14½ yards and three quarterback hits.

★ Voted to his fourth career Pro Bowl and was named Associated Press All-Pro: Second Team for the third time in his career.

★ Voted by his teammates as a defensive captain for the fourth consecutive season.

★ Intercepted the first pass of his career vs. San Diego (9/18) and returned it 28 yards to set up a field goal just before half time. Made five tackles and recorded two quarterback hits.

★ Made one tackle and intercepted the second pass of his career and second of the season at Oakland (10/2) and returned it 19 yards in the fourth quarter of the Patriots win.

★ Made six tackles and recovered a first quarter fumble in the end zone for his first career touchdown at Washington (12/11) that gave the Patriots a crucial early score in their win.

★ Made three tackles including a career postseason-high 1½ sacks for 9½ yards in win vs. Denver (1/14).

### 2010 (16/16, 1/1)

★ Started all 16 games and the postseason game and finished the season with 87 total tackles, second in his career to his 91 tackles in 2005. The 87 tackles were the third most by a Patriots player, behind Jerod Mayo (193) and Patrick Chung (89).

★ Voted to his third career Pro Bowl.

★ Named a co-captain for the third consecutive year.

## WILFORK'S SINGLE GAME CAREER HIGHS

### Regular Season

<b>Tackles:</b>	12	vs. Buffalo (10/30/05)
<b>Solos:</b>	8	vs. Buffalo (10/30/05)
<b>Assists:</b>	6	at Kansas City (11/27/05)
		vs. Atlanta (10/9/05)
<b>Sacks:</b>	2	vs. Miami (1/02/11)
<b>Passes Defensed:</b>	2	Twice, most recent at Buffalo (9/30/12)
<b>Fumble Recoveries:</b>	1	11 times, most recent vs. Denver (10/7/12)

★ Named to the Associated Press All-Pro second team.

★ Started at right defensive end vs. Baltimore (10/17) and made a season-high 10 tackles. Combined with Gerard Warren to stop Joe Flacco for no gain on a quarterback sneak on third-and-1 in the fourth quarter, forcing a punt on the next play and setting up Stephen Gostkowski's game-tying field goal with 1:51 remaining in regulation in a 23-20 overtime win.

★ Registered his first career two-sack game vs. Miami (1/2). Dropped Chad Henne for losses of nine and six yards on the same possession in the third quarter.

### 2009 (13/13, 1/1)

★ Earned his second Pro Bowl berth after starting in 13 games and finishing with 65 total tackles, two passes defended and one forced fumble.

★ His 65 tackles led the Patriots defensive linemen.

★ Named defensive co-captain by his teammates.

★ Missed the final three regular-season games due to injury.

★ Registered his first career forced fumble at N.Y. Jets (9/20), stripping Leon Washington on a first quarter carry, allowing Leigh Bodden to recover and set up a field goal drive.

★ Had a team-leading 10 total tackles vs. N.Y. Jets (11/22).

★ Set a single-game career high in tackles with 18 in a Wild Card playoff game vs. Baltimore (1/10).

### 2008 (16/16)

★ Started all 16 games at nose tackle and finished second on the team with 85 tackles, the third-highest single-season total of his career.

★ Recorded two sacks, three quarterback hits and a pass defended.

★ Named a defensive captain by his teammates for the first time.

★ Led the team with five solo tackles at San Diego (10/12).

★ Tallied seven tackles (five solo) with one quarterback hit vs. Buffalo (11/9).

★ Tied a then season high with eight tackles and tallied his first sack of the season vs. N.Y. Jets (11/13).

★ Tied for the team lead with six tackles (5 solo) and added his second sack in as many weeks at Miami (11/23).

★ Tallied seven tackles, including five solo stops at Oakland (12/14) and blocked Sebastian Janikowski's extra point attempt, the first blocked PAT by a Patriot since 2002.

★ Tallied a season high 10 tackles in the Patriots' first shutout victory since 2006 at Buffalo (12/28).

**2007 (16/16, 3/3)**

- ★ Started at nose tackle in all 16 regular-season games for the second time in his career.
- ★ Earned his first Pro Bowl selection.
- ★ Named to the Associated Press All-Pro Second Team.
- ★ Recovered a fumble by quarterback Philip Rivers on a strip-sack by Roosevelt Colvin while making five tackles vs. San Diego (9/16).
- ★ Tied for the team lead in tackles with eight in a win vs. Cleveland (10/7) and registered his first sack of the season.
- ★ Tied a season high with eight tackles at Baltimore (12/3).
- ★ Picked up his second sack of the season, taking down Ben Roethlisberger for an 8-yard loss vs. Pittsburgh (12/9).
- ★ Tallied two tackles for a loss or no gain as the Patriots improved to 16-0 at the N.Y. Giants (12/29).
- ★ Made six tackles in the Patriots' AFC Divisional playoff win vs. Jacksonville (1/12).
- ★ Tied for the team lead in tackles with seven in the Patriots' victory vs. San Diego in the AFC Championship Game (1/20).
- ★ Made five tackles in Super Bowl XLII vs. N.Y. Giants (2/3).

**2006 (13/13, 3/3)**

- ★ Started 13 games despite missing the final three regular season contests and finished fourth on the team with 81 tackles.
- ★ Registered seven tackles, a sack and a quarterback hit vs. N.Y. Jets (9/17).
- ★ Finished tied for second on the team with 10 tackles vs. Denver (9/24).
- ★ Notched six tackles, a fumble recovery and a pass defended at Buffalo (10/22).
- ★ Registered three tackles, a fumble recovery and a quarterback hit in a Wild Card game vs. N.Y. Jets (1/7).
- ★ Scooped up a Chad Pennington lateral that was batted down by Roosevelt Colvin and rumbled 31 yards to the Jets' 15-yard line in the third quarter.
- ★ Tied for second on the team with seven tackles in the AFC Championship at Indianapolis (1/21).

**2005 (16/16, 2/2)**

- ★ Started all 16 games and both playoff contests.
- ★ Led all Patriots defensive linemen and ranked second on the team with a career-high 91 tackles.
- ★ In the playoffs, ranked fifth on the team with 13 tackles (6 solo) and a ½ sack.
- ★ Notched a then career-high 12 tackles against Buffalo (10/30).
- ★ Was part of a defensive front that allowed an average of just 31.3 rushing yards per game in the month of December.
- ★ Finished with seven tackles, including a split sack at Carolina (9/18).
- ★ Notched eight tackles and a ½ sack in the Divisional Playoff at Denver (1/14).

**2004 (16/6, 3/1)**

- ★ Played in all 16 games as a rookie with six starts at nose tackle and played in each of the Patriots' three

**WILFORK WEARS HEART ON HIS SLEEVE AND NECK**

DT Vince Wilfork wears No. 75 over his bulky shoulder pads. Underneath hangs a gold chain locket for those who were number one in his heart: his parents. In 2002, parents David and Barbara Wilfork both passed away within five months of each other, leaving the then University of Miami star without his greatest support system.

His perseverance in the face of despair led him to the NFL, while off the field he became closer with his now strongest supporter, his wife Bianca, who helped him through his losses. While he has many accomplishments on the football field and will always cherish his National Championship and Super Bowl rings, his constant reminder lies closest to his heart, a picture of his late parents at their high school prom.

"I carry them with me wherever I go," Wilfork said of his parents' keepsake. "They're with me. The only regret that I have in life is that my parents are not with me to see where I am today. But I wouldn't be anywhere today without my wife."

postseason games, including a start in Super Bowl XXXIX.

- ★ Led all Patriots rookies with 57 tackles (35 solo) including two sacks.
- ★ Helped the Patriots defense rank sixth in the NFL against the run.
- ★ Started at nose tackle and recorded seven tackles in his NFL debut against Indianapolis (9/9) and preserved the Patriots' lead by recovering a fumble caused by Eugene Wilson in the fourth quarter.
- ★ Started at nose tackle and registered five tackles and collected his first career sack on Drew Bledsoe vs. Buffalo (10/3).
- ★ Finished second on the team with a season-high 10 tackles (7 solo), including a sack and a pass defended vs. Miami (10/10).
- ★ Collected three tackles and a fumble recovery at Miami (12/20).
- ★ Started at nose tackle in the Patriots' victory over the Eagles in Super Bowl XXXIX.

**COLLEGE**

- ★ Recorded 148 tackles (73 solos) with 14 sacks for losses of 60 yards and 37½ stops for losses of 110 yards during his career from 2001-03.
- ★ Also credited with 42 quarterback pressures, five forced fumbles and three fumble recoveries in 36 games at Miami.
- ★ As a junior in 2003, was an All-American Dream Team selection and rated the best defensive tackle in the country by *The NFL Draft Report* and was a unanimous All-Big East Conference first-team choice.
- ★ Finished fourth on the team with 64 tackles (31 solos), tied for the squad lead with six sacks for losses of 29 yards.
- ★ Played in 11 games as a sophomore in 2002 and finished with 43 tackles (19 solos), ranked second on the team with seven sacks and placed fourth with 15 stops for loss.
- ★ Played in every game as a reserve defensive tackle as a freshman and recorded 41 tackles (23 solos),

including one sack while ranking third on the team with 11 stops for loss.

★ Also excelled on the Hurricanes track and field team, performing in the shot put.

## PERSONAL

★ Vincent Lamar Wilfork was born the son of the late Barbara and David Wilfork on Nov. 4, 1981.

★ Attended Santaluces (Lantana, Fla.) High, where his football jersey number is retired.

★ Regarded as one of Florida's top three defensive linemen after the 1999 season and was a *USA Today* second-team All-American, adding *Super Prep* first-team All-American honors, as he was rated the No. 10 defensive lineman nationally by that publication.

★ Also lettered in track, finishing second in the state in the Class 6A shot put and discus and holds the Florida state high school record in the shot put with a 68-foot throw.

★ Served as the honorary ringmaster for the Big Apple Circus in 2007 in a fundraising performance to benefit the Hole in the Wall Gang Camp.

★ Served as an honorary coach in the 2007 BELL Bowl, a fundraiser at Gillette Stadium to benefit the BELL Foundation.

★ In 2007, Vince was named one of the 100 greatest players in the history of Florida high school football by the Florida High School Athletic Association.

★ Participated in the 2008 Salvation Army Holiday Party at Gillette Stadium with nearly 250 children from the Boston and Providence Salvation Army centers.

★ Was honored by Children's Hospital Boston with their Champion Award in December 2008, in recognition of his efforts on behalf of the hospital's patients and their families.

★ Majored in liberal arts at Miami.

★ Vince and his wife, Bianca, have three children.

## VINCE WILFORK

Pos: DL Ht: 6-2 Wt: 325 Year: 10th Acq: D1a-04 (21st) College: Miami (Fla.) Born: 11/4/81

REGULAR SEASON			TACKLES					INTERCEPTIONS					MISCELLANEOUS					
Year	Team	G/S	TT	UT	A	S	Yds	No	Yds	Avg	Lg	TD	PD	FF	FR	Yds	TD	SpT
2004	Patriots	16/6	57	35	22	2.0	11.0	0	0	0.0	0	0	3	0	2	0	0	0
2005	Patriots	16/16	91	42	49	0.5	4.0	0	0	0.0	0	0	1	0	1	0	0	0
2006	Patriots	13/13	81	46	35	1.0	3.0	0	0	0.0	0	0	1	0	1	0	0	0
2007	Patriots	16/16	70	42	28	2.0	18.0	0	0	0.0	0	0	2	0	1	0	0	0
2008	Patriots	16/16	85	53	32	2.0	13.0	0	0	0.0	0	0	1	0	0	0	0	0
2009	Patriots	13/13	65	39	26	0.0	0.0	0	0	0.0	0	0	2	1	0	0	0	0
2010	Patriots	16/16	87	50	37	2.0	16.0	0	0	0.0	0	0	2	0	1	0	0	0
2011	Patriots	16/16	74	45	29	3.5	17.5	2	47	23.5	28	0	3	1	2	0	1	0
2012	Patriots	16/16	59	41	18	3.0	32.0	0	0	0.0	0	0	6	2	4	2	0	0
2013	Patriots	4/4	10	6	4	0.0	0.0	0	0	0.0	0	0	0	0	0	0	0	0
Totals – 10 Years		142/132	679	399	280	16.0	114.5	2	47	23.5	28	0	21	4	12	2	1	0
Additional Statistics – Career Blocked Extra Points: Total (1): at Oakland 12/14/08																		
POSTSEASON			TACKLES					INTERCEPTIONS					MISCELLANEOUS					
Year	Team	G/S	TT	UT	A	S	Yds	No	Yds	Avg	Lg	TD	PD	FF	FR	Yds	TD	SpT
2004	Patriots	3/1	3	2	1	0.0	0.0	0	0	0.0	0	0	0	0	0	0	0	0
2005	Patriots	2/2	13	6	7	0.5	0.0	0	0	0.0	0	0	0	0	0	0	0	0
2006	Patriots	3/3	13	11	2	0.0	0.0	0	0	0.0	0	0	0	0	1	31	0	0
2007	Patriots	3/3	18	10	8	0.0	0.0	0	0	0.0	0	0	1	0	0	0	0	0
2009	Patriots	1/1	18	9	9	0.0	0.0	0	0	0.0	0	0	0	0	0	0	0	0
2010	Patriots	1/1	5	5	0	0.0	0.0	0	0	0.0	0	0	0	0	0	0	0	0
2011	Patriots	3/3	12	8	4	2.5	14.5	0	0	0.0	0	0	0	0	0	0	0	0
2012	Patriots	2/2	6	2	4	0.0	0.0	0	0	0.0	0	0	0	0	0	0	0	0
2013	Patriots	0/0	Injured Reserve					0	0	0.0	0	0	0	0	0	0	0	0
Totals – 8 Years		18/16	88	53	35	3.0	14.5	0	0	0.0	0	0	1	0	1	31	0	0

# WILFORK'S CAREER GAME-BY-GAME

2004	Opponent	P/S	TT	UT	A	\$	Yds	Int	Yds	PD	FF	FR	SpT
09/09	Indianapolis	S	0	0	0	-	-	-	-	-	1	-	0
09/19	at Arizona	p	2	2	0	-	-	-	-	-	-	-	-
10/03	at Buffalo	S	5	2	3	1.0	1.0	-	-	-	-	-	-
10/10	at Miami	S	10	7	3	1.0	10.0	-	-	1	-	-	-
10/17	at Seattle	S	0	0	0	-	-	-	-	-	-	-	-
10/24	at N.Y. Jets	S	2	2	0	-	-	-	-	-	-	-	-
10/31	at Pittsburgh	S	2	1	1	-	-	-	-	-	-	-	-
11/07	at St. Louis	p	2	0	2	-	-	-	-	-	-	-	-
11/14	at Buffalo	p	1	1	0	-	-	-	-	-	-	-	-
11/22	at Kansas City	p	6	3	3	-	-	-	-	-	-	-	-
11/28	at Baltimore	p	5	4	1	-	-	-	-	2	-	-	-
12/05	at Cleveland	p	1	1	0	-	-	-	-	-	-	-	-
12/12	at Cincinnati	p	2	1	1	-	-	-	-	-	-	-	-
12/20	at Miami	p	3	1	2	-	-	-	-	-	-	1	-
12/26	at N.Y. Jets	p	3	3	0	-	-	-	-	-	-	-	-
1/02	at San Francisco	p	6	3	3	-	-	-	-	-	-	-	-

**2004 Totals** 16/6 57 35 22 2.0 11.0 0 0 3 1 1 0

01/16	Indianapolis	p	2	2	0	-	-	-	-	-	-	-	-
01/23	at Pittsburgh	p	1	0	1	-	-	-	-	-	-	-	-
02/06	at Philadelphia	S	0	0	0	-	-	-	-	-	-	-	-

**2004 Postseason** 3/1 3 2 1 0 0 0 0 0 0 0 0

2005	Opponent	P/S	TT	UT	A	\$	Yds	Int	Yds	PD	FF	FR	SpT
09/08	Oakland	S	2	1	1	-	-	-	-	-	1	-	-
09/18	at Carolina	S	7	4	3	0.5	4.0	-	-	-	-	-	-
09/25	at Pittsburgh	S	3	0	3	-	-	-	-	-	-	-	-
10/2	at San Diego	S	7	5	2	-	-	-	-	-	-	-	-
10/09	at Atlanta	S	6	0	6	-	-	-	-	-	-	-	-
10/16	at Denver	S	5	3	2	-	-	-	-	-	-	-	-
10/30	at Buffalo	S	12	8	4	-	-	-	-	-	-	-	-
11/07	Indianapolis	S	8	3	5	-	-	-	-	-	-	-	-
11/13	at Miami	S	9	5	4	-	-	-	-	-	-	-	-
11/20	at New Orleans	S	3	0	3	-	-	-	-	1	-	-	-
11/27	at Kansas City	S	8	2	6	-	-	-	-	-	-	-	-
12/04	at N.Y. Jets	S	6	4	2	-	-	-	-	-	-	-	-
12/11	at Buffalo	S	3	2	1	-	-	-	-	-	-	-	-
12/17	at Tampa Bay	S	8	3	5	-	-	-	-	-	-	-	-
12/26	at N.Y. Jets	S	1	0	1	-	-	-	-	-	-	-	-
01/01	at Miami	S	3	2	1	-	-	-	-	-	-	-	-

**2005 Totals** 16/16 91 42 49 0.5 4.0 0 0 1 0 1 0

01/07	Jacksonville	S	5	3	2	-	-	-	-	-	-	-	-
01/14	at Denver	S	8	3	5	0.5	0.0	-	-	-	-	-	-

**2005 Postseason** 2/2 13 6 7 0.5 0.0 0 0 0 0 0 0

2006	Opponent	P/S	TT	UT	A	\$	Yds	Int	Yds	PD	FF	FR	SpT
09/10	at Buffalo	S	5	3	2	-	-	-	-	-	-	-	-
09/17	at N.Y. Jets	S	7	2	2	1.0	3.0	-	-	-	-	-	-
09/24	at Denver	S	10	7	3	-	-	-	-	-	-	-	-
10/01	at Cincinnati	S	3	0	3	-	-	-	-	-	-	-	-
10/08	at Miami	S	7	4	3	-	-	-	-	-	-	-	-
10/22	at Buffalo	S	6	5	1	-	-	-	-	1	-	-	-
10/30	at Minnesota	S	5	2	3	-	-	-	-	-	-	-	-
11/05	Indianapolis	S	7	3	4	-	-	-	-	-	-	-	-
11/12	at N.Y. Jets	S	5	3	2	-	-	-	-	-	-	-	-
11/19	at Green Bay	S	5	1	4	-	-	-	-	-	-	-	-
11/26	at Chicago	S	8	4	4	-	-	-	-	-	-	-	-
12/03	at Detroit	S	7	5	2	-	-	-	-	-	-	-	-
12/10	at Miami	S	6	4	2	-	-	-	-	-	-	-	-
12/17	at Houston	Inactive											
12/24	at Jacksonville	Inactive											
12/31	at Tennessee	Inactive											

**2006 Totals** 13/13 81 46 35 1.0 3.0 0 0 1 0 1 0

01/07	at N.Y. Jets	S	3	2	1	-	-	-	-	-	-	1	-
01/14	at San Diego	S	3	3	0	-	-	-	-	-	-	-	-
01/21	at Indianapolis	S	7	6	1	-	-	-	-	-	-	-	-

**2006 Postseason** 3/3 13 11 2 0.0 0.0 0 0 0 0 0 1 0

2007	Opponent	P/S	TT	UT	A	\$	Yds	Int	Yds	PD	FF	FR	SpT
09/09	at N.Y. Jets	S	3	1	2	-	-	-	-	-	-	-	-
09/16	at San Diego	S	5	4	1	-	-	-	-	-	-	1	-
09/23	at Buffalo	S	3	2	1	-	-	-	-	-	-	-	-
10/01	at Cincinnati	S	3	1	2	-	-	-	-	-	-	-	-
10/07	at Cleveland	S	8	5	3	1.0	10.0	-	-	-	-	-	-
10/14	at Dallas	S	5	2	3	-	-	-	-	-	-	-	-
10/21	at Miami	S	5	4	1	-	-	-	-	-	-	-	-

10/28	at Washington	S	6	3	3	-	-	-	-	-	-	-	-
11/04	at Indianapolis	S	4	2	2	-	-	-	-	-	-	-	-
11/18	at Buffalo	S	1	1	0	-	-	-	-	-	-	-	-
11/25	at Philadelphia	S	3	2	1	-	-	-	-	1	-	-	-
12/03	at Baltimore	S	8	6	2	-	-	-	-	-	-	-	-
12/09	at Pittsburgh	S	7	5	2	1.0	8.0	-	-	-	-	-	-
12/16	at N.Y. Jets	S	3	2	1	-	-	-	-	-	-	-	-
12/23	at Miami	S	2	0	2	-	-	-	-	1	-	-	-
12/29	at N.Y. Giants	S	4	2	2	-	-	-	-	-	-	-	-

**2007 Totals** 16/16 70 42 28 2.0 18.0 0 0 2 0 1 0

01/12	at Jacksonville	S	6	4	2	-	-	-	-	-	-	-	-
01/20	at San Diego	S	7	2	5	-	-	-	-	1	-	-	-
02/03	at N.Y. Giants	S	5	4	1	-	-	-	-	-	-	-	-

**2007 Postseason** 3/3 18 10 8 0.0 0.0 0 0 1 0 0 0

2008	Opponent	P/S	TT	UT	A	\$	Yds	Int	Yds	PD	FF	FR	SpT
09/07	at Kansas City	S	8	6	2	-	-	-	-	-	-	-	-
09/14	at N.Y. Jets	S	2	0	2	-	-	-	-	-	-	-	-
09/21	at Miami	S	5	2	3	-	-	-	-	-	-	-	-
10/05	at San Fran	S	4	2	2	-	-	-	-	-	-	-	-
10/12	at San Diego	S	5	5	0	-	-	-	-	-	-	-	-
10/20	at Denver	S	3	2	1	-	-	-	-	-	-	-	-
10/26	at St. Louis	S	3	1	2	-	-	-	-	1	-	-	-
11/02	at Indianapolis	S	5	4	1	-	-	-	-	-	-	-	-
11/09	at Buffalo	S	7	5	2	-	-	-	-	-	-	-	-
11/13	at N.Y. Jets	S	8	5	3	1.0	9.0	-	-	-	-	-	-
11/23	at Miami	S	6	5	1	1.0	4.0	-	-	-	-	-	-
11/30	at Pittsburgh	S	6	2	4	-	-	-	-	-	-	-	-
12/07	at Seattle	S	1	1	0	-	-	-	-	-	-	-	-
12/14	at Oakland	S	7	5	2	-	-	-	-	-	-	-	-
12/21	at Arizona	S	5	3	2	-	-	-	-	-	-	-	-
12/28	at Buffalo	S	10	5	5	-	-	-	-	-	-	-	-

**2008 Totals** 16/16 85 53 32 2.0 13.0 0 0 1 0 0 0

2009	Opponent	P/S	TT	UT	A	\$	Yds	Int	Yds	PD	FF	FR	SpT
09/14	at Buffalo	S	1	1	0	-	-	-	-	-	-	-	-
09/20	at N.Y. Jets	S	6	6	0	-	-	-	-	1	-	-	-
09/27	at Atlanta	S	2	1	1	-	-	-	-	1	-	-	-
10/04	at Baltimore	S	3	1	2	-	-	-	-	1	-	-	-
10/11	at Denver	S	8	4	4	-	-	-	-	-	-	-	-
10/18	at Tennessee	S	3	2	1	-	-	-	-	-	-	-	-
10/25	at Tampa Bay	S	4	2	2	-	-	-	-	-	-	-	-
11/08	at Miami	S	6	2	4	-	-	-	-	-	-	-	-
11/15	at Indianapolis	S	5	5	0	-	-	-	-	-	-	-	-
11/22	at N.Y. Jets	S	10	7	3	-	-	-	-	-	-	-	-
11/30	at New Orleans	S	9	3	6	-	-	-	-	-	-	-	-
12/06	at Miami	S	2	1	1	-	-	-	-	-	-	-	-
12/13	at Carolina	S	6	4	2	-	-	-	-	-	-	-	-
12/20	at Buffalo	Inactive											
12/27	at Jacksonville	Inactive											
01/03	at Houston	Inactive											

**2009 Totals** 13/13 65 39 26 0.0 0.0 0 0 2 1 0 0

01/10	at Baltimore	S	18	9	9	-	-	-	-	-	-	-	-
-------	--------------	---	----	---	---	---	---	---	---	---	---	---	---

**2009 Postseason** 1/1 18 9 9 0.0 0.0 0 0 0 0 0 0

2010	Opponent	P/S	TT	UT	A	\$	Yds	Int	Yds	PD	FF	FR	SpT
09/12	at Cincinnati	S	4	2	2	-	-	-	-	1	-	-	-
09/19	at N.Y. Jets	S	6	3	3	-	-	-	-	-	-	-	-
09/26	at Buffalo	S	0	0	0	-	-	-	-	-	-	-	-
10/04	at Miami	S	3	2	1	-	-	-	-	-	-	-	-
10/17	at Baltimore	S	10	5	5	-	-	-	-	-	-	-	-
10/24	at San Diego	S	3	3	0	-	-	-	-	-	-	-	-
10/31	at Minnesota	S	8	2	6	-	-	-	-	-	-	-	-
11/07	at Cleveland	S	8	4	4	-	-	-	-	-	-	-	-
11/14	at Pittsburgh	S	4	1	3	-	-	-	-	-	-	-	-
11/21	at Indianapolis	S	7	5	2	-	-	-	-	-	-	-	-
11/25	at Detroit	S	9	7	2	-	-	-	-	-	-	-	-



# WILFORK'S CAREER GAME-BY-GAME (CONT.)

2011	Opponent	P/S	TT	UT	A	S	Yds	Int	Yds	PD	FF	FR	SpT
09/12 at	Miami	S	1	0	1	0.5	4.5	-	-	-	-	-	-
09/18	San Diego	S	5	3	2	-	-	1	28	1	-	-	-
09/25 at	Buffalo	S	4	2	2	-	-	-	-	-	-	-	-
10/02 at	Oakland	S	5	2	3	-	-	1	19	1	-	-	-
10/09	N.Y. Jets	S	3	1	2	-	-	-	-	-	-	-	-
10/16	Dallas	S	7	3	4	-	-	-	1	1	-	-	-
10/30 at	Pittsburgh	S	9	6	3	1.0	6.0	-	-	-	-	-	-
11/06	N.Y. Giants	S	5	2	3	-	-	-	-	-	-	-	-
11/13 at	N.Y. Jets	S	3	2	1	-	-	-	-	-	-	-	-
11/21	Kansas City	S	4	3	1	-	-	-	-	-	-	-	-
11/27 at	Philadelphia	S	2	0	2	-	-	-	-	-	-	-	-
12/04	Indianapolis	S	11	9	2	1.0	7.0	-	-	-	-	-	-
12/11 at	Washington	S	6	4	2	-	-	-	-	-	1	-	-
12/18 at	Denver	S	3	3	0	-	-	-	-	-	-	-	-
12/24	Miami	S	4	4	0	1.0	0.0	-	-	-	1	-	-
01/01	Buffalo	S	2	1	0	-	-	-	-	-	-	-	-
<b>2011 Totals</b>	<b>16/16</b>	<b>74</b>	<b>45</b>	<b>29</b>	<b>3.5</b>	<b>17.5</b>	<b>2</b>	<b>47</b>	<b>3</b>	<b>1</b>	<b>2</b>	<b>0</b>	<b>0</b>
01/14	Denver	S	3	2	1	1.5	9.5	-	-	-	-	-	-
01/22	Baltimore	S	6	3	3	1.0	5.0	-	-	-	-	-	-
02/05	N.Y. Giants	S	3	3	0	-	-	-	-	-	-	-	-
<b>2011 Postseason</b>	<b>3/3</b>	<b>12</b>	<b>8</b>	<b>4</b>	<b>2.5</b>	<b>13.5</b>	<b>0</b>	<b>0</b>	<b>0</b>	<b>0</b>	<b>0</b>	<b>0</b>	<b>0</b>

2012	Opponent	P/S	TT	UT	A	S	Yds	Int	Yds	PD	FF	FR	SpT
09/09 at	Tennessee	S	1	1	0	-	-	-	-	-	-	-	-
09/16	Arizona	S	3	0	3	-	-	-	-	-	-	1	-
09/23 at	Baltimore	S	4	3	1	-	-	-	-	-	-	-	-
09/30 at	Buffalo	S	4	3	1	-	-	-	-	2	-	1	-
10/07	Denver	S	3	2	1	-	-	-	-	-	-	1	-
10/14 at	Seattle	S	1	1	0	-	-	-	-	1	-	-	-
10/21	N.Y. Jets	S	5	3	2	-	-	-	-	-	-	-	-
10/28 at	St. Louis	S	5	3	2	-	-	-	-	-	-	-	-
11/11	Buffalo	S	5	4	1	1.0	10.0	-	-	-	1	-	-
11/18	Indianapolis	S	2	2	0	-	-	-	-	2	-	-	-
11/22 at	N.Y. Jets	S	6	4	2	-	-	-	-	-	-	-	-
12/02 at	Miami	S	3	3	0	-	-	-	-	-	-	1	-
12/10	Houston	S	6	5	1	1.0	20.0	-	-	1	1	-	-
12/16	San Francisco	S	4	2	2	-	-	-	-	-	-	-	-
12/23 at	Jacksonville	S	1	1	0	-	-	-	-	-	-	-	-
12/30	Miami	S	6	4	2	1.0	2.0	-	-	-	-	-	-
<b>2012 Totals</b>	<b>16/16</b>	<b>59</b>	<b>41</b>	<b>18</b>	<b>3.0</b>	<b>32.0</b>	<b>0</b>	<b>0</b>	<b>6</b>	<b>2</b>	<b>4</b>	<b>0</b>	<b>0</b>
01/13	Houston	S	5	2	3	-	-	-	-	-	-	-	-
01/20	Baltimore	S	1	0	1	-	-	-	-	-	-	-	-
<b>2012 Postseason</b>	<b>2/2</b>	<b>6</b>	<b>2</b>	<b>4</b>	<b>0.0</b>	<b>0.0</b>	<b>0</b>	<b>0</b>	<b>0</b>	<b>0</b>	<b>0</b>	<b>0</b>	<b>0</b>



D.J.  
**WILLIAMS**



**45**

HT: 6-2 WT: 245  
Born: 9/10/1988 Exp. (NFL/Patriots): 3/1  
GP/GS (Playoffs): 35/3 (1/0) Acq: FA-13  
College: Arkansas Hometown: Little Rock, Ark.

**TIGHT END**

## CAREER TRANSACTIONS

D.J. Williams was signed by the New England Patriots as a free agent on Dec. 9, 2013 ... Originally drafted by Green Bay in the fifth round (141st overall) of the 2011 NFL Draft ... Released by Green Bay (8/31/13) ... Claimed off waivers and awarded to Jacksonville from Green Bay (9/1/13) ... Released by Jacksonville (11/4/13) ... Signed by New England as a free agent (11/27/13) ... Released by New England (12/4/13).

## SEASONAL REVIEWS

### 2013 (7/1 – Jacksonville)

- ★ Went to training camp with but was released prior to the start of the regular season and claimed by Jacksonville.
- ★ Appeared in seven games with one start and did not accumulate any statistics.

### 2012 (2/0, 0/0 – New England)

- ★ Appeared in his first game as a Patriot at Houston (12/1).
- ★ Re-signed with the Patriots on Dec. 9 and was a healthy scratch at Miami (12/15), at Baltimore (12/22), in the AFC Divisional Playoff vs. Indianapolis (1/11) and the AFC Championship at Denver (1/19).

### 2012 (13/2, 1/0 – Green Bay)

- ★ Played in 13 games and made two starts.
- ★ Appeared in one playoff game and made one special teams tackle.
- ★ Was inactive for the NFC Divisional Playoff game at San Francisco (1/17).
- ★ Totaled seven receptions for 57 yards and posted three special teams tackles.
- ★ Caught a career-high two passes for 20 yards at Indianapolis (10/7).

### 2011 (13/0 – Green Bay)

- ★ Appeared in 13 games and caught two passes for 13 yards.
- ★ Made two special teams tackles.
- ★ Caught his first career pass for 7 yards at Atlanta

## EXTRA POINTS

- ★ Williams won the 2010 Spirit Award, which is given to the nation's most inspirational college player, and the honor serves as a reflection of his personal journey.

(10/9).

**COLLEGE** ★ Finished his career at Arkansas as the most prolific pass-catching tight end in school history, finishing his career with 152 receptions for 1,855 receiving yards and 10 touchdowns in 51 games with 32 starts.

★ As a senior in 2010, became the first Arkansas player to win the John Mackey Award, given annually to the country's top tight end.

★ Earned first-team All-SEC recognition as a senior by leading the team with 54 receptions for 627 yards and a career-high four touchdowns and starting all 13 games.

★ Appeared in 13 games with nine starts as a junior and earned second-team All-SEC honors with 32 receptions for 411 yards and three touchdowns.

★ Played 12 games with eight starts as a sophomore and posted career highs with 61 receptions for 723 yards and three touchdowns.

★ Appeared in 13 games with two starts as a freshman and was named to the SEC All-Freshman Team after catching eight passes for 94 yards.

## PERSONAL

- ★ Born David Edward Williams Jr. on Sept. 10, 1988.
- ★ Ranked the No. 9 tight end in the country and the No. 4 player in Arkansas by Rivals.com as a senior in high school.
- ★ Also lettered in basketball all four years and twice in track.
- ★ Enjoys playing the piano.

## D.J. WILLIAMS

Pos: TE Ht: 6-2 Wt: 245 Year: 3rd Acq: FA-13 College: Arkansas Born: 9/10/1988

### REGULAR SEASON

		RECEIVING					
Year	Team	G/S	Rec	Yds	Avg	Lg	TD
2011	Packers	13/0	2	13	6.5	7	0
2012	Packers	13/2	7	57	8.1	12	0
2013	Jaguars/Patriots	9/1	0	0	0.0	0	0
<b>Totals - 3 Years</b>		<b>35/3</b>	<b>9</b>	<b>70</b>	<b>7.8</b>	<b>12</b>	<b>0</b>

Additional Statistics: Special Teams Tackles: (5); 2011 (2); 2012 (3)

### POSTSEASON

		RECEIVING					
Year	Team	G/S	Rec	Yds	Avg	Lg	TD
2012	Packers	1/0	0	0	0.0	0	0
2013	Patriots	0/0	0	0	0/0	0	0
<b>Totals - 2 Years</b>		<b>1/0</b>	<b>0</b>	<b>0</b>	<b>0.0</b>	<b>0</b>	<b>0</b>

Additional Statistics: Special Teams Tackles: 1 in 2012



# ADRIAN WILSON



# 24

HT: 6-3 WT: 230  
 Born: 10/12/79 Exp. (NFL/Patriots): 13/1  
 GP/GS (Playoffs): 181/162 (6/6) Acq: FA-13  
 College: North Carolina State Hometown: High Point, N.C.

PRO BOWLS:

SAFETY

06 08 09 10 11

## CAREER TRANSACTIONS

Adrian Wilson was signed by the New England Patriots as a free agent on March 16, 2013 ... Originally drafted by Arizona in the third round (64th overall) in the 2001 NFL Draft ... Released by Arizona (3/8/13).

## CAREER HIGHLIGHTS

- ★ Played 1,134 snaps in 2011, the most of any defensive player in the league.
- ★ Earned his fifth career NFC Defensive Player of the Week award, after blocking his first career field goal and recording two interceptions and one sack at St. Louis (9/12/10), the second multi-interception game of his career and the fifth time with a sack and interception in the same game.
- ★ Recorded a sack and interception in the same game for the fourth time in his career vs. St. Louis (12/27/09) and became the 10th player in NFL history with 20 sacks and 20 interceptions in a career.
- ★ In 2006, became the first player in NFL history to record two touchdowns of 99-plus yards in a single season without the benefit of a kickoff return touchdown, with a 99-yard interception return at Atlanta (10/1) and 99-yard fumble return at Minnesota (11/26).
- ★ Became the first defensive back in NFL history with eight or more sacks in one season in 2005.
- ★ Posted a career-high three sacks at St. Louis (11/20/05), in addition to eight tackles, a forced fumble and a fumble recovery.
- ★ Named NFC Defensive Player of the Week after intercepting three passes and recording one sack vs. Dallas (10/20/02).

## SEASONAL REVIEWS

### 2012 (0/0)

- ★ Played on Injured Reserve (8/31).

### 2012 (15/14 – Arizona)

- ★ Played in 15 games with 14 starts, totaling 54 tackles, three sacks, one interception, one forced fumble and five passes defended.
- ★ Missed one game due to injury
- ★ Intercepted a pass in the season opener vs. Seattle (9/9).
- ★ Posted as season high 10 tackles vs. Miami (9/30).
- ★ Recorded sacks vs. Miami (9/30), at N.Y. Jets (12/2) and vs. Detroit (12/16).

### 2011 (16/16 – Arizona)

- ★ Started all 16 games for the third consecutive season, finishing with 75 tackles, one interception, one fumble

## EXTRA POINTS

- ★ Adrian owns a designer shoe store in Scottsdale (Ariz.) called High Point.
- ★ During the 2012 offseason, Wilson made a cameo on the television show *Hawaii Five-O*.

recovery and a career-high 16 passes defended.

- ★ Selected as a team captain and was named to the Pro Bowl for the fourth straight year.
- ★ Played 1,134 snaps, the most of any defensive player in the league.
- ★ Recorded an interception at Washington (9/18).
- ★ Forced a fumble that later led to an Arizona touchdown at Cincinnati (12/24).

### 2010 (16/16 – Arizona)

- ★ Started in all 16 games, tallying a career-high 118 tackles, two sacks, two interceptions and seven passes defended.
- ★ Earned his third consecutive Pro Bowl selection.
- ★ Selected as a captain.
- ★ Earned his fifth career NFC Defensive Player of the Week award, after blocking his first career field goal and recording two interceptions and one sack at St. Louis (9/12), the second multi-interception game of his career and the fifth time with a sack and interception in the same game.
- ★ Registered three straight games with double digit tackles with 11 at Minnesota (11/7), 11 and a sack vs. Seattle (11/14) and 10 at Kansas City (11/21).
- ★ Tallied a season-high 13 tackles, one pass defended and three quarterback hits vs. Denver (12/12).

### 2009 (16/16, 2/2 – Arizona)

- ★ Started all 16 games, recording 80 tackles, two sacks, a career-high five interceptions along with 15 passes defended, two fumble recoveries and one forced fumble.
- ★ Started both postseason games, totaling nine tackles and two passes defended.
- ★ Selected as a team captain for the second time.
- ★ Named to the NFC Pro Bowl team for the second consecutive year.
- ★ Posted a team-high nine tackles, two tackles for loss, a ½ sack and a fumble recovery at Jacksonville (9/20).
- ★ Recovered a fumble and recorded an interception at N.Y. Giants (10/25) en route to being named the NFC Defensive Player of the Week for the third time in his career.
- ★ Registered back-to-back games with interceptions for

## WILSON'S SINGLE GAME CAREER HIGHS

### Regular Season

**Tackles:** 17 at Detroit (11/13/05)

**Passes Defended:** 4 at San Francisco (12/14/09)

**Interceptions:** 3 at Dallas (10/20/02)

**Sacks:** 3.0 at St. Louis (11/20/05)

## CAREER SACK LEADERS - SAFETIES (1982-PRESENT)

Sacks	Player	Team(s)
30.5	Rodney Harrison	SD/NE
26.0	Brian Dawkins	PHI/DEN
<b>25.5</b>	<b>Adrian Wilson</b>	<b>ARZ/NE</b>
25.0	Carnell Lake	PIT/JAX/BAL
21.0	Lawyer Milloy	NE/BUF/ATL/SEA

the second time in his career, vs. Seattle (11/15) and at St. Louis (11/22).

★ Recorded a sack and interception in the same game for the fourth time in his career vs. St. Louis (12/27) and became the 10th player in NFL history with 20 sacks and 20 interceptions in a career.

★ Accumulated three tackles and one pass defended in a Wild Card game vs. Green Bay (1/10).

★ Totaled six tackles, one pass defended and a quarterback hit at New Orleans (1/16).

### 2008 (15/14, 4/4 – Arizona)

★ Played in 15 games with 14 starts, registering 85 tackles, 2½ sacks, two interceptions, eight passes defended and two forced fumbles.

★ Started in all four postseason games, including Super Bowl XLIII, recording 20 tackles, two sacks, one pass defended and two forced fumbles.

★ Named to the NFC Pro Bowl team for the second time in his career.

★ Tallied an interception in the season-opener at San Francisco (9/7).

★ Forced a fumble and surpassed the 600 career tackles mark at St. Louis (11/2).

★ Recorded an interception and quarterback hit vs. San Francisco (11/10).

★ Posted seven tackles, one sack, one pass defended, one forced fumble and one quarterback hit at Seattle (11/16).

★ Recorded a season-high 10 tackles, including two for loss vs. Minnesota (12/14).

★ Started his first career playoff game vs. Atlanta (1/3) and tallied five tackles, one forced fumble, and one quarterback hit.

★ Registered two sacks, one of which resulted in a fumble, vs. Philadelphia (1/18).

★ Amassed a team-high seven tackles vs. Pittsburgh (2/1) in Super Bowl XLIII.

## HONORS & AWARDS

**2011**

NFC Pro Bowl

**2010**

NFC Pro Bowl

NFC Defensive Player of the Week (Wk. 1)

**2009**

NFC Pro Bowl

Associated Press All-Pro: First Team  
NFC Defensive Player of the Week (Wk. 7)

**2008**

NFC Pro Bowl

Associated Press All-Pro: Second Team

**2006**

NFC Pro Bowl

Associated Press All-Pro: Second Team

**2004**

NFC Defensive Player of the Week (Wk. 4)

**2002**

NFC Defensive Player of the Week (Wk. 7)

### 2007 (15/14, 4/4 – Arizona)

★ Started the first nine games of the season before suffering a season-ending heel injury and being placed on Injured Reserve (12/1), finished with 54 tackles, two interceptions and three passes defended.

★ Selected as a team captain.

★ Posted a season-high 10 tackles at Baltimore (9/23).

★ Recorded interceptions in back-to-back games for the first time in his career, vs. Pittsburgh (9/30) and at St. Louis (10/7).

★ Recorded one tackle for loss and one quarterback pressure before leaving the game with a heel injury vs. Detroit (11/11).

### 2006 (16/16 – Arizona)

★ Started in all 16 games, recording 87 tackles, five sacks, four interceptions, including one for a 99-yard touchdown, nine passes defended, two fumble recoveries, one of which was returned 99 yards for a score and four forced fumbles.

★ Selected to his first Pro Bowl.

★ Became the first player in NFL history to record two touchdowns of 99-plus yards in a single season without the benefit of a kickoff return touchdown.

★ Posted two sacks, an interception and seven tackles at Seattle (9/17).

★ Set a franchise record with a 99-yard interception

**ALL-TIME PLAYERS WITH 25 SACKS/25 INTERCEPTIONS**

If safety Adrian Wilson compiles 4½ more sacks and three more interceptions, he will join Ray Lewis as the only other player in NFL history to reach 30 career sacks and 30 career interceptions.

Player	Sacks	Interceptions
<b>S Adrian Wilson (2001-present)</b>	<b>25.5</b>	<b>27</b>
S Brian Dawkins (1996-2011)	26.0	37
LB Seth Joyner (1986-1998)	52.0	24
LB Ray Lewis (1996-2012)	41.5	31
LB William Thomas (1991-2001)	37.0	27

return for a touchdown at Atlanta (10/1).

- ★ Recovered a fumble at Minnesota (11/26) and ran it back 99 yards for a touchdown.
- ★ Tallied nine tackles, an interception, two passes defended and a forced fumble at St. Louis (12/3).

**2005 (16/16 – Arizona)**

- ★ Started all 16 games, finishing 112 tackles and a career-high eight sacks, in addition to one interception, two fumble recoveries, two forced fumbles and nine passes defended.
- ★ Became the first defensive back in NFL history with eight or more sacks in one season.
- ★ Registered a career-high 17 tackles at Detroit (11/13).
- ★ Posted a career-high three sacks at St. Louis (11/20), in addition to eight tackles, a forced fumble and a fumble recovery.
- ★ Recorded his second game of the season with a fumble recovery and forced fumble at San Francisco (12/4), and added one sack and seven tackles, including two for loss.
- ★ Registered two sacks and three tackles for loss vs. Philadelphia (12/24).

**2004 (16/16 – Arizona)**

- ★ Started all 16 games, totaling 99 tackles, one sack, three interceptions, 11 passes defended, three fumble recoveries and one forced fumble.
- ★ Registered four tackles, a fumble recovery and a pass defended in season opener at St. Louis (9/12).
- ★ Recorded an interception at Atlanta (9/26).
- ★ Returned a fumbled reverse handoff 35 yards for a touchdown vs. New Orleans (10/3) and was named NFC Defensive Player of the Week for the second time in his career.
- ★ Tallied a sack and forced fumble vs. St. Louis (12/19).
- ★ Posted six tackles, one pass defended and an interception to seal a win vs. Tampa Bay (1/2).

**2003 (16/15 – Arizona)**

- ★ Played in all 16 games with 15 starts games, tallying

**CAREER TOUCHDOWNS (4)**

99-yard fumble return at Minnesota (11/26/06)  
 99-yard interception return at Atlanta (10/1/06)  
 35-yard fumble return at New Orleans (10/3/04)  
 61-yard interception return at Washington (1/6/02)

72 tackles and seven passes defended.

- ★ Blocked a punt vs. San Francisco (10/26) which led to a field goal in an eventual 18-17 victory.

**2002 (14/14 – Arizona)**

- ★ Played and started in 14 games, recording 110 tackles in his first year as a starter, 1½ sacks, four interceptions and one forced fumble.
- ★ Named NFC Defensive Player of the Week after intercepting three passes and recording one sack vs. Dallas (10/20).
- ★ Posted a season-high 12 tackles vs. St. Louis (11/3).
- ★ Registered 10 tackles, a ½ sack, one interception and one forced fumble at Philadelphia (11/17).
- ★ Started first round playoff game at San Francisco, registering five tackles.

**2001 (16/0 – Arizona)**

- ★ Played in all 16 games as a rookie, finishing with 32 tackles, a ½ sack, 10 passes defended and two interceptions, including one for a touchdown, in addition to 12 special teams tackles.
- ★ Recorded his first career interception at Dallas (10/28), returning the ball 36 yards.
- ★ Registered his first career touchdown, intercepting a pass at Washington (1/6) and returning it 61 yards for a touchdown.

**COLLEGE**

- ★ Two-year starter at North Carolina State, playing in 33 games with 23 starts and finishing with 254 tackles, 11 tackles for loss, three interceptions and 11 passes defended.
- ★ Entered the NFL Draft following his junior season.

**PERSONAL**

- ★ Played safety and split end at T.W. Andrews High School (High Point, N.C.), where his number was retired in June 2010.
- ★ Also played basketball and ran track in high school, earning All-America honorable mention honors in basketball, as well as a Dream Team All-America selection.
- ★ Has one daughter, Aubrei Reign, and two sons, Adrian, Jr. and Brooklyn Maximus, with wife, Alicia.
- ★ Majored in parks, recreation and tourism management.



# ADRIAN WILSON

Pos: S Ht: 6-3 Wt: 230 Year: 4th Acq: FA-13 College: N.C. State Born: 10/12/79

REGULAR SEASON		TACKLES						INTERCEPTIONS						MISCELLANEOUS				
Year	Team	G/S	TT	UT	A	S	Yds	No	Yds	Avg	Lg	TD	PD	FF	FR	Yds	TD	SpT
2001	Cardinals	16/0	32	19	13	0.5	5.0	2	97	48.5	61t	1	10	0	0	0	0	12
2002	Cardinals	14/14	110	68	42	1.5	8.0	4	35	8.8	35	0	6	1	0	0	0	1
2003	Cardinals	16/15	72	54	18	0.0	0.0	0	0	0.0	0	0	7	0	0	0	0	0
2004	Cardinals	16/16	99	76	23	1.0	1.0	3	62	20.7	27	0	11	1	3	35	1	4
2005	Cardinals	16/16	112	95	17	8.0	63.0	1	36	36.0	36	0	9	2	2	0	0	2
2006	Cardinals	16/16	87	78	9	5.0	33.0	4	146	36.5	99t	1	9	4	2	99	1	0
2007	Cardinals	9/9	54	36	18	0.0	0.0	2	20	10.0	20	0	3	0	0	0	0	0
2008	Cardinals	15/14	85	55	30	2.5	23.0	2	37	18.5	28	0	8	2	0	0	0	1
2009	Cardinals	16/16	80	54	26	2.0	17.0	5	56	11.2	41	0	15	1	2	11	0	0
2010	Cardinals	16/16	118	96	22	2.0	6.0	2	4	2.0	4	0	7	0	0	0	0	0
2011	Cardinals	16/16	75	48	27	0.0	0.0	1	17	17.0	17	0	16	1	0	0	0	0
2012	Cardinals	15/14	54	39	15	3.0	20.0	1	-2	-2.0	-2	0	5	1	0	0	0	0
Totals - 12 Years		181/162	978	718	260	25.5	176.0	27	508	18.8	99t	2	106	13	9	145	2	20

**Additional Statistics:** Blocked Punts - 2003: vs. San Francisco (10/26), Blocked Field Goals - 2010: at St. Louis (9/12).

POSTSEASON			TACKLES					INTERCEPTIONS						MISCELLANEOUS				
Year	Team	G/S	TT	UT	A	S	Yds	No	Yds	Avg	Lg	TD	PD	FF	FR	Yds	TD	SpT
2008	Cardinals	4/4	20	16	4	2.0	18.0	0	0	0.0	0	0	1	2	0	0	0	0
2009	Cardinals	2/2	9	5	4	0.0	0.0	0	0	0.0	0	0	2	0	0	0	0	0
2013	Patriots		Injured Reserve															
Totals – 2 Years		6/6	29	21	8	2.0	18.0	0	0	0.0	0	0	3	2	0	0	0	0



TAVON  
WILSON



27

HT: 6-0 WT: 215

Born: 3/19/1990 Exp. (NFL/Patriots): 2/2

GP/GS (Playoffs): 29/4 (4/0) Acq: D2-12 (48th)

College: Illinois Hometown: Washington, D.C.

DEFENSIVE BACK

## PRONOUNCED TAY-von

### CAREER TRANSACTIONS

Tavon Wilson was drafted by the New England Patriots in the second round (48th overall) of the 2012 NFL Draft.

### SEASONAL REVIEWS

#### 2013 (13/0, 2/0)

- ★ Plays mainly on special teams.
- ★ Was inactive due to injury at Cincinnati (10/6), vs. New Orleans (10/13) and at N.Y. Jets (10/20).
- ★ Appeared as a reserve on defense at Baltimore (12/22) and intercepted a fourth quarter pass and returned it 74 yards for his first career touchdown. Also posted one tackle.

#### 2012 (16/4, 2/0)

- ★ Played in all 16 regular season games and made four starts, compiling 48 tackles, four interceptions, two fumble recoveries, six passes defended and seven special teams tackles.
- ★ Appeared as a reserve in both postseason contests and tallied three tackles.

## EXTRA POINTS

Wilson's four interceptions in 2012 were one more than the total he had during his college career at Illinois.

- ★ Intercepted his fourth pass of the season vs. Indianapolis (11/18). Also made one tackle.
- ★ Started four consecutive games at safety in place of an injured Steve Gregory (10/7-10/28).
- ★ Made his first career start at safety in place of an injured Steve Gregory and registered a career-high 10 tackles vs. Denver (10/7).
- ★ Appeared as a reserve on defense and made three tackles in the win at Buffalo (9/30). Also intercepted his second pass of the season and recovered his second fumble of the year.
- ★ Played on defense as a reserve and recorded a takeaway in his second straight game when he recovered a fumble vs. Arizona (9/16).
- ★ Appeared in his first NFL game made his first interception as a pro on a tipped pass in the end zone in the season-opening win at Tennessee (9/9). Also made

five tackles in a reserve role.

## COLLEGE

- ★ Honorable Mention All-Big Ten in 2010 and 2011.
- ★ Big Ten Sportsmanship Honoree in 2010.

## PERSONAL

- ★ Son of Darlene Williams.
- ★ Born on March 19, 1990.
- ★ Majored in communications.

## TAVON WILSON

Pos: DB Ht: 6-0 Wt: 215 Year: 2nd Acq: D2-12 (48th) College: Illinois Born: 3/19/90

REGULAR SEASON			TACKLES					INTERCEPTIONS					MISCELLANEOUS					
Year	Team	G/S	TT	UT	A	S	Yds	No	Yds	Avg	Lg	TD	PD	FF	FR	Yds	TD	SpT
2012	Patriots	16/4	48	32	16	0.0	0.0	4	87	21.8	0	0	6	0	2	0	0	7
2013	Patriots	13/0	2	1	1	0.0	0.0	1	74	74.0	74t	1	0	0	0	0	0	3
Totals – 2 Years		29/4	50	33	17	0.0	0.0	5	161	32.2	74t	1	6	0	2	0	0	10

REGULAR SEASON			TACKLES					INTERCEPTIONS					MISCELLANEOUS					
Year	Team	G/S	TT	UT	A	S	Yds	No	Yds	Avg	Lg	TD	PD	FF	FR	Yds	TD	SpT
2012	Patriots	2/0	3	2	1	0.0	0.0	0	0	0.0	0	0	0	0	0	0	0	0
2013	Patriots	2/0	0	0	0	0.0	0.0	0	0	0.0	0	0	0	0	0	0	0	0
Totals – 2 Years		4/0	3	2	1	0.0	0.0	0	0	0.0	0	0	0	0	0	0	0	0

## WILSON'S CAREER GAME-BY-GAME

2012	Opponent	P/S	TT	UT	A	S	Yds	Int	Yds	PD	FF	FR	SpT
09/09at	Tennessee	p	5	4	1	-	-	1	0	2	-	-	-
09/16	Arizona	p	0	0	0	-	-	-	-	1	-	-	-
09/23at	Baltimore	p	3	3	0	-	-	-	-	-	2	-	-
09/30at	Buffalo	p	3	3	0	-	1	22	1	-	1	-	-
10/07	Denver	S	10	5	5	-	-	-	-	-	-	-	-
10/14at	Seattle	S	1	1	0	-	-	-	-	1	-	-	-
10/21	N.Y. Jets	S	7	5	2	-	-	-	-	-	1	-	-
10/28at	St. Louis	S	7	3	4	-	1	45	1	-	-	1	-
11/11	Buffalo	p	1	1	0	-	-	-	-	-	-	-	-
11/18	Indianapolis	p	1	1	0	-	1	20	1	-	-	-	-

11/22at	N.Y. Jets	p	0	0	0	-	-	-	-	-	-	-	1
12/02at	Miami	p	1	1	0	-	-	-	-	-	-	-	1
12/10	Houston	p	1	0	1	-	-	-	-	-	-	-	-
12/16	San Francisco	p	1	0	1	-	-	-	-	-	-	-	-
12/23at	Jacksonville	p	5	4	1	-	-	-	-	-	-	-	-
12/30	Miami	p	2	1	1	-	-	-	-	-	-	-	1
2012 Totals		16/4	48	32	16	0.0	0.0	4	87	6	0	2	7
01/13	Houston	p	3	2	1	-	-	-	-	-	-	-	-
01/20	Baltimore	p	0	0	0	-	-	-	-	-	-	-	-
Postseason Totals		2/0	3	2	1	0.0	0.0	0	0	0	0	0	0



MARKUS  
ZUSEVICS



66

HT: 6-5 WT: 300  
Born: 4/25/1989 Exp. (NFL/Patriots): 2/2  
GP/GS (Playoffs): 0/0 (0/0) Acq: FA-12  
College: Iowa Hometown: Arlington Heights, Ill.

TACKLE

## PRONOUNCED ZOZ-uh-vicks

## CAREER TRANSACTIONS

Markus Zusevics was activated to the 53-man roster from the Reserve/Non Football Injury List on Nov. 22, 2012 ... Originally signed by the New England Patriots as a rookie free agent on May 10, 2012.

## SEASONAL REVIEWS

### 2013 (0/0)

- ★ Placed on Injured Reserve (8/26).

### 2012 (0/0, 0/0)

- ★ Activated to the 53-man roster from the Reserve/Non Football Injury List on Nov. 22 and was inactive for five of the final six games.
- ★ Was active but did not play at Miami (12/2).
- ★ Was inactive for both playoff games.

- ★ Placed on Reserve/Non Football Injury List on Aug. 27, 2012, due to injury suffered prior to joining the Patriots.


## COLLEGE

- ★ Started all 13 games at right tackle and named Honorable Mention All-Big Ten as a senior by league coaches and media.
- ★ Started all 13 games at right tackle as a junior.
- ★ Primarily saw action on special teams as a sophomore.
- ★ Appeared in two games as a freshman after redshirting.

## PERSONAL

- ★ Born April 25, 1989.
- ★ Majored in interdepartmental studies.
- ★ Parents are Linda and Norm Zusevics.

## PRACTICE SQUAD



BRAXTON  
CAVE



68

HT: 6-3 WT: 305

Born: 7/29/1989 Exp. (NFL/Patriots): Rookie

GP/GS (Playoffs): 0/0 (0/0) Acq: FA-13

College: Notre Dame Hometown: Mishawaka, Ind.

OFFENSIVE LINE

### CAREER TRANSACTIONS

Braxton Cave was signed by the New England Patriots to the practice squad on Sept. 7, 2013 ... Originally signed by Cleveland as a free agent (4/30/13) ... Released by Cleveland (8/30/13) ... Claimed off waivers by New England (9/1) ... Released by New England (9/5).

### COLLEGE

- ★ After redshirting in 2008 and seeing limited action in 2009, he became the full-time starter in 2010.
- ★ Played in 48 games with 35 starts.
- ★ Was named a third-team All-American by the Associated Press during his final season in 2012.

★ Was part of an offensive line that helped Notre Dame average more than 200 yards per game in both rushing and receiving during the 2012 season.

### PERSONAL

- ★ Born July 29, 1989.
- ★ Attended Penn High Scholl in Mishawaka, Ind.
- ★ Helped guide his school to an undefeated regular season in his senior season and a final record of 12-1.
- ★ He also participated in track where he threw the shot put over 51 feet and tossed the discus 145 feet.



# JORDAN DEVEY



# 65

HT: 6-6 WT: 317

Born: 1/11/1988 Exp. (NFL/Patriots): Rookie

GP/GS (Playoffs): 0/0 (0/0) Acq: FA-13

College: Memphis Hometown: American Fork, Utah

**TACKLE**

## PRONOUNCED DEH-vee

### CAREER TRANSACTIONS

Jordan Devey was signed by the New England Patriots as a free agent on Sept. 3, 2013 ... Originally signed by Baltimore as a rookie free agent (5/3/13) ... Released by Baltimore (8/30/13) ... Signed by Baltimore to the practice squad (9/1/13) ... Released by Baltimore (9/2/13).

### COLLEGE

- ★ Started all 24 games of his two-year career at Memphis, playing all 1,558 snaps in two seasons.
- ★ Started and played both guard and tackle positions throughout his career.
- ★ Started at left guard for the East team at the 2013 Eat-West Shrine Game.

- ★ Named second-team All-Conference USA and earned the Tigers' DeAngelo Williams Most Valuable Player Award.

- ★ Played for two seasons at Snow College before transferring to Memphis.

### PERSONAL

- ★ Born January 11, 1988.
- ★ Attended American Fork (Utah) High School where he did not play football after suffering from Osgood-Schlatter Disease in junior high.
- ★ Turned down several music scholarships after performing as a tuba player in the high school band in order to serve a two-year LDS church mission in Costa Rica.



# REGGIE DUNN



# 84

HT: 5-9 WT: 178

Born: 1/5/1989

Exp. (NFL/Patriots): Rookie Acq: FA-13

College: Utah Hometown: Compton, Calif.

**WIDE RECEIVER**

### CAREER TRANSACTIONS

Reggie Dunn was signed by the New England Patriots to the practice squad on Jan. 7, 2014 ... Originally signed by Pittsburgh as a rookie free agent (4/27/13) ... Released by Pittsburgh (8/31/13) ... Signed by Green Bay to the practice squad (9/30/13) ... Released by Green Bay (10/10/13) ... Signed by Green Bay to the practice squad (10/14/13) ... Released by Green Bay (10/22/13) ... Signed by Cleveland to the practice squad (11/20/13) ... Released by Cleveland (11/29/13) ... Signed by Miami to the practice squad (12/29/13).

### SEASONAL REVIEWS

2013 (0/0)


- ★ Signed with Pittsburgh as a rookie free agent and was released at the end of training camp.
- ★ Spent the year on the Green Bay, Cleveland and Miami practice squads.

### COLLEGE

- ★ Appeared in all 38 games and made 13 starts at wide receiver in his three years at Utah after transferring from Compton Community College.
- ★ One of the most decorated kick returners in NCAA history, Dunn's five 100-yard kick returns for touchdowns are more than any other player in NCAA history.
- ★ Set the NCAA single-season record with four 100-yard kick returns for touchdowns and set or tied three single-game kick return records.
- ★ As a receiver, caught 31 passes for 355 yards and one touchdown.

### PERSONAL

- ★ Son of Reginald, Sr. and Jackie Dunn.
- ★ Graduated from Dei High School (Los Angeles, Calif.)
- ★ Finished high school career with over 3,500 all-purpose yards and 35 touchdowns.



# MARCUS FORSTON



# 98

HT: 6-3 WT: 305  
 Born: 9/28/1989 Exp. (NFL/Patriots): 1/2  
 GP/GS (Playoffs): 4/0 (0/0) Acq: FA-12  
 College: Miami (Fla.) Hometown: Miami, Fla.

## DEFENSIVE LINE

### CAREER TRANSACTIONS

Marcus Forston was signed by the New England Patriots to the practice squad on Nov. 28, 2013 ... Originally signed by New England as a rookie free agent (5/10/12) Released by New England (9/26/12) ... Signed by New England to the practice squad (9/28/12) ... Signed by New England to the 53-man roster from the practice squad on (1/20/13) ... Released by New England (8/31/13) ... Signed by New England to the practice squad (9/1/13) ... Signed by New England to the 53-man roster from the practice squad (10/12/13) ... Released by New England (11/26/13).

### SEASONAL REVIEWS

#### 2013 (3/0)

- ★ Was signed to the 53-man roster from the practice squad the day before he made his first appearance of the season vs. New Orleans (10/13) as a substitute along the defensive line and picked up his first career tackle.
- ★ Was active but did not play vs. Pittsburgh (11/3) and at Carolina (11/18).
- ★ Was inactive vs. Denver (11/24).

#### 2012 (1/0, 0/0)

- ★ Originally made the 53-man roster out of training camp but was released early in the season and brought back to the practice squad where he spent the majority

of the year. He eventually rejoined the 53-man roster prior to the AFC Championship Game.

- ★ Appeared in one regular season game and spent the majority of the season of the practice squad.
- ★ Was inactive for the first two games of the season.
- ★ Was inactive for the AFC Championship vs. Baltimore (1/20).
- ★ Made his first NFL appearance as a defensive substitute at Baltimore (9/23).

### COLLEGE

- ★ Appeared in three games as a junior in 2011 before suffering a season-ending knee injury. Finished with five tackles, one sack and one forced fumble.
- ★ Played in 13 games with 12 starts as a sophomore in 2010, recording 37 tackles, 12 tackles for loss, three sacks and one interception.
- ★ Appeared in three games as a sophomore in 2009 before being granted a medical redshirt with an injury.
- ★ Played in 12 games as a true freshman, registering 18 tackles, three sacks, 4½ tackles for loss and one pass defended and was named to the Football Writers Association First-Team Freshmen All-American team.

### PERSONAL

- ★ Born Sept. 28, 1989.

## MARCUS FORSTON

Pos: DL Ht: 6-3 Wt: 305 Year: 2nd Acq: FA-12 College: Miami (Fla.) Born: 9/28/89

REGULAR SEASON		TACKLES							INTERCEPTIONS					MISCELLANEOUS						
Year	Team	G/S	TT	UT	A	S	Yds	No	Yds	Avg	Lg	TD	PD	FF	FR	Yds	TD	SpT		
2012	Patriots	1/0	0	0	0	0.0	0.0	0	0	0.0	0	0	0	0	0	0	0	0	0	0
2013	Patriots	3/0	3	2	1	0.0	0.0	0	0	0.0	0	0	0	0	0	0	0	0	0	0
Totals - 2 Years		4/0	3	2	1	0.0	0.0	0	0.0	0.0	0	0	0	0	0	0	0	0	0	0





R.J.  
**MATTES**



**71**

HT: 6-6 WT: 315

Born: 4/29/1990

Exp. (NFL/Patriots): Rookie Acq: FA-13

College: North Carolina State Hometown: Concord, N.C.

**OFFENSIVE LINE**

## PRONOUNCED MAT-tiss

### CAREER TRANSACTIONS

R.J. Mattes was signed by the New England Patriots as a free agent on Dec. 30, 2013 ... Originally signed by New England as a rookie free agent (5/13/13) ... Released by New England (5/23/13) ... Signed by New England (6/3/13) ... Released by New England (8/24/13).


### COLLEGE

- ★ Was a four-year starter, seeing action at both guard positions and at tackle.
- ★ Started at right guard as a senior and was named second team All-ACC.
- ★ Started eight games as a freshman in 2009 at right guard.
- ★ Started 10 games as a sophomore at tackle.

- ★ Started his final two seasons as a junior and senior at right guard.
- ★ Was redshirted in 2008.

### PERSONAL

- ★ His father, Ron, played seven seasons in the NFL (1986-92) as a tackle with Seattle, Chicago and Indianapolis after joining the Seahawks as a seventh-round draft pick.
- ★ His father is on the coaching staff at Elon.
- ★ Born April 29, 1990.
- ★ Majored in business administration.
- ★ Played both football and basketball at Robinson High School in Concord, N.C.



SAM  
**McGUFFIE**



**39**

HT: 5-10 WT: 200

Born: 10/16/1989 Exp. (NFL/Patriots): Rookie

GP/GS (Playoffs): 0/0 (0/0) Acq: FA-13

College: Rice Hometown: Cypress, Texas

**RUNNING BACK**

### CAREER TRANSACTIONS

Sam McGuffie was signed by the New England Patriots to the practice squad on Dec. 27, 2013 ... Originally signed by Oakland as a rookie free agent (4/29/13) ... Released by Oakland (8/26/13) ... Signed by Arizona to the practice squad ... Released by Arizona (9/17/13).

### SEASON REVIEWS

#### 2013 (0/0)

- ★ Signed with Oakland as a free agent following the draft and was released during training camp as well as a short stint on Arizona's practice squad in September.

### COLLEGE

- ★ Transferred to Rice after one season at Michigan.
- ★ Began his college career as a running back and switched to wide receiver before his senior season.

- ★ Became the first player in Rice history to accumulate 1,000 yards both receiving and rushing in his career.

- ★ Earned second-team All Conference-USA from *Phil Steele* and honorable mention honors from league coaches following his sophomore campaign in 2010.

- ★ Competed in track for the Owls after enrolling at Rice in January 2009. Sat out the 2009 football season after transferring from Michigan.

- ★ Lettered his freshman year in 2008 while playing in 10 games with six starts. Finished second on the team in rushing and third in receiving.

### PERSONAL

- ★ Full name Samuel Terrence McGuffie
- ★ Son of Terrie and Victoria McGuffie
- ★ Majored in sociology.



GREG  
ORTON



16

HT: 6-3 WT: 199  
Born: 12/17/1986 Exp. (NFL/Patriots): 3/1  
GP/GS (Playoffs): 0/0 (0/0) Acq: FA-13  
College: Purdue Hometown: Dayton, Ohio

W I D E R E C E I V E R

### CAREER TRANSACTIONS

Greg Orton was signed by the New England Patriots to the practice squad December 31, 2013 ... Originally signed by Cincinnati as a rookie free agent (5/1/09) ... Released by Cincinnati (8/29/09) ... Signed by Denver as a free agent (8/13/11) ... Released by Denver (9/3/11) ... Signed by Denver to the practice squad (11/30/11) ... Released by Denver (8/31/12) ... Signed by Denver to the practice squad (9/1/12) ... Released by Denver (10/7/13).

### SEASONAL REVIEWS

#### 2013 (0/0 – Denver)

★ Went to training camp with Denver and was waived/injured prior to the start of the regular season and officially released on Oct. 7.

#### 2012 (0/0 – Denver)

★ Spent the entire season on Denver's practice squad after being released at the end of training camp.

#### 2011 (0/0 – Denver)

★ Signed by Denver during training camp and was released prior to the start of the regular season.

★ Re-signed on Broncos practice squad later in the season.

#### 2009 (0/0 – Cincinnati)

★ Signed with Cincinnati as a rookie free agent and was released at the end of training camp before stints with the Arena Football League's Spokane Shock and the United Football League's Omaha Knights.

### COLLEGE

★ Played in 50 career games with 27 starts at Purdue and totaled 203 receptions (fifth in school history) for 2,356 yards (sixth in school history) with 13 touchdowns.

★ Averaged 64.7 receptions and 754 receiving yards in each of his final three seasons for the Boilermakers.

### PERSONAL

★ Born Gregory Carlton Orton Dec. 17, 1986.

★ Named a first-team all-state selection as a senior at Wayne high School in Huber Heights, Texas, after totaling 65 receptions for 1,058 yards with nine touchdowns.

★ Studied organizational leadership and supervision at Purdue.



TAYLOR  
REED



49

HT: 5-11 WT: 236  
Born: 8/7/1991

Exp. (NFL/Patriots): Rookie Acq: FA-13

College: Southern Methodist Hometown: Beaumont, Texas

L I N E B A C K E R

### CAREER TRANSACTIONS

Taylor Reed was signed by the New England Patriots as a free agent on Dec. 30, 2013 ... Originally signed by Dallas as a rookie free agent (5/10/13) ... Released by Dallas (8/31/13) ... Signed by Dallas to the practice squad (11/18/13) ... Released by Dallas (11/26/13).

### COLLEGE

★ Started 12 of the 13 games he played as a senior and led the Mustang defense with 97 tackles and 14½ tackles for loss while tying for the team lead with three interceptions and placing second with 6½ sacks, earning All-Conference USA second team recognition.

★ Named second-team All-Conference USA and led the team with 101 tackles, ranked second with 9½ stops for losses and third with four sacks, while starting all 12

games he played as a junior.

★ As a sophomore earned All-Conference USA honorable mention, starting all 14 games and posted a career-best 145 tackles, two sacks, 4½ tackles for losses and forced a fumble and a fumble recovery.

★ Played in 13 games with one start as a true freshman and tallied 57 tackles, one interception, one sack, two forced fumbles and 4½ tackles for losses to earn a spot on the Conference USA All-Freshman Team.

### PERSONAL

★ Played running back his first two years at Westbrook High School in Beaumont, Texas, before transitioning to linebacker for his junior and senior seasons.

★ Earned all-district honors as a senior at Westbrook.

★ Studied sports management at SMU.





# WICKED GOOD TEAM



pepsi.



OFFICIAL SOFT DRINK OF  
**THE PATRIOTS**



PEPSI, the Pepsi Globe and LIVE FOR NOW are registered trademarks of PepsiCo, Inc. New England Patriots trademarks, including the Patriots logo, are the property of New England Patriots LLC, and are used pursuant to a licensing agreement with New England Patriots LLC. ©2013 National Football Players League Incorporated. XEN167669

**LIVE FOR NOW**





# 2013 SEASON IN REVIEW

# 2013 FINAL REGULAR-SEASON STATISTICS (12-4)

Head Coach: Bill Belichick • AFC East Division Champions • Home Stadium: Gillette Stadium

DATE	W/L	SCORE	OPPONENT	ATTENDANCE
09/08	W	23-21	at Buffalo	69,519
09/12	W	13-10	New York Jets	68,756
09/22	W	23-3	Tampa Bay	68,756
09/29	W	30-23	at Atlanta	70,744
10/06	L	6-13	at Cincinnati	64,259
10/13	W	30-27	New Orleans	68,756
10/20	L	27-30	at New York Jets OT	76,957
10/27	W	27-17	Miami	68,756
11/03	W	55-31	Pittsburgh	68,756
			BYE WEEK	
11/18	L	20-24	at Carolina	74,225
11/24	W	34-31	Denver OT	68,756
12/01	W	34-31	at Houston	71,769
12/08	W	27-26	Cleveland	68,756
12/15	L	20-24	at Miami	71,863
12/22	W	41-7	at Baltimore	71,433
12/29	W	34-20	Buffalo	68,756
<b>AFC PLAYOFFS</b>				
01/11	W	43-22	Indianapolis	68,756
01/19	L	16-26	at Denver	77,110

## Team Statistics

TOTAL FIRST DOWNS		378	338							
Rushing		110	110							
Passing		225	208							
Penalty		43	20							
3rd Down: Made/Att		83/221	98/232							
3rd Down Pct.		37.6	42.2							
4th Down: Made/Att		7/15	4/21							
4th Down Pct.		46.7	19.0							
POSSESSION AVG.		29:38	30:22							
TOTAL NET YARDS		6152	5969							
Avg. Per Game		384.5	373.1							
Total Plays		1138	1118							
Avg. Per Play		5.4	5.3							
NET YARDS RUSHING		2065	2145							
Avg. Per Game		129.1	134.1							
Total Rushes		470	481							
NET YARDS PASSING		4087	3824							
Avg. Per Game		255.4	239.0							
Sacked/Yards Lost		40/256	48/313							
Gross Yards		4343	4137							
Attempts/Completions		628/380	589/336							
Completion Pct.		60.5	57.0							
Had Intercepted		11	17							
PUNTS/AVERAGE		77/45.8	80/44.5							
NET PUNTING AVG.		77/39.8	80/39.2							
PENALTIES/YARDS		69/625	110/951							
FUMBLES/BALL LOST		24/9	21/12							
TOUCHDOWNS		47	39							
Rushing		19	11							
Passing		25	25							
Returns		3	3							
Score by Periods		1 2 3 4 OT	Total							
Patriots		74 104 85 178	3 444							
Opponents		70 74 95 96	3 338							
SCORING										
TD	Ru	Pa	Rt	PAT	FG	S	TP			
Gostkowski	0	0	0	0	44/44	38/41	0	158		
Blount	7	7	0	0	0/0	0/0	0	42		
Ridley	7	7	0	0	0/0	0/0	0	40		
Edelman	6	6	0	0	0/0	0/0	0	40		
Dobson	4	0	4	0	0/0	0/0	0	24		
Gronkowski	4	0	4	0	0/0	0/0	0	24		
Thompkins	4	0	4	0	0/0	0/0	0	24		
Vereen	4	1	3	0	0/0	0/0	0	24		
Bolden	3	3	0	0	0/0	0/0	0	18		
Amendola	2	2	0	0	0/0	0/0	0	12		
Develin	1	1	0	0	0/0	0/0	0	6		
Hoomanawanui	1	0	1	0	0/0	0/0	0	6		
Cha. Jones	1	0	0	1	0/0	0/0	0	6		
Mulligan	1	0	1	0	0/0	0/0	0	6		
Ryan	1	0	0	1	0/0	0/0	0	6		
Wilson	1	0	0	1	0/0	0/0	0	6		
Patriots	47	19	25	3	44/44	38/41	0	444		
Opponents	39	11	25	3	38/38	22/27	0	338		

2-Pt. Conversions: Edelman 2, Patriots 2-3, Opponents: 0-1.

RUSHING	NO	YDS	AVG	LG	TD
Ridley	178	773	4.3	29	7
Blount	153	772	5.0	47t	7
Bolden	55	271	4.9	46	3
Vereen	44	208	4.7	21	1
Brady	32	18	0.6	11	0
Edelman	2	11	5.5	7	0
Develin	4	10	2.5	5	1
Amendola	1	1	1.0	1	0
Washington TM	1	1	1.0	1	0
<b>Patriots</b>	<b>470</b>	<b>2065</b>	<b>4.4</b>	<b>47t</b>	<b>19</b>
<b>Opponents</b>	<b>481</b>	<b>2145</b>	<b>4.5</b>	<b>34</b>	<b>11</b>
RECEIVING	NO	YDS	AVG	LG	TD
Edelman	105	1056	10.1	44	6
Amendola	54	633	11.7	57	2
Vereen	47	427	9.1	50	3
Gronkowski	39	592	15.2	50	4
Dobson	37	519	14.0	81t	4
Thompkins	32	466	14.6	49	4
Bolden	21	152	7.2	18	0
Hoomanawanui	12	136	11.3	19	1
Ridley	10	62	6.2	24	0
Boyce	9	121	13.4	30	0
Collie	6	63	10.5	19	0
Develin	4	62	15.5	31	0
Blount	2	38	19.0	32	0
Mulligan	2	16	8.0	15	1
<b>Patriots</b>	<b>380</b>	<b>4343</b>	<b>11.4</b>	<b>81t</b>	<b>25</b>
<b>Opponents</b>	<b>336</b>	<b>4137</b>	<b>12.3</b>	<b>80t</b>	<b>25</b>

INTERCEPTIONS	NO	YDS	AVG	LG	TD
Ryan	5	82	16.4	79t	1
Talib	4	12	3.0	14	0
Harmon	2	44	22.0	42	0
Wilson	1	74	74.0	74t	1
Arrington	1	5	5.0	5	0
Spikes	1	3	3.0	3	0
Cole	1	0	0.0	0	0
Dennard	1	0	0.0	0	0
McCourt	1	0	0.0	0	0
<b>Patriots</b>	<b>17</b>	<b>220</b>	<b>12.9</b>	<b>79t</b>	<b>2</b>
<b>Opponents</b>	<b>11</b>	<b>56</b>	<b>5.1</b>	<b>31</b>	<b>1</b>

PUNTING	NO	YDS	AVG	NET	TB	IN	LG	BLK
Allen	76	3491	45.9	39.9	12	29	65	0
Brady	1	32	32.0	32.0	0	0	32	0
<b>Patriots</b>	<b>77</b>	<b>3523</b>	<b>45.8</b>	<b>39.9</b>	<b>12</b>	<b>29</b>	<b>65</b>	<b>0</b>
<b>Opponents</b>	<b>80</b>	<b>3559</b>	<b>44.5</b>	<b>39.2</b>	<b>2</b>	<b>28</b>	<b>64</b>	<b>0</b>

PUNT RETURNS	NO	FC	YDS	AVG	LG	TD
Edelman	35	23	374	10.7	43	0
Amendola	1	0	13	13.0	13	0
<b>Patriots</b>	<b>36</b>	<b>23</b>	<b>387</b>	<b>10.8</b>	<b>43</b>	<b>0</b>
<b>Opponents</b>	<b>29</b>	<b>14</b>	<b>221</b>	<b>7.6</b>	<b>24</b>	<b>0</b>

KICK RETURNS	NO	YDS	AVG	LG	TD
Blount	17	494	29.1	83	0
Boyce	9	214	23.8	41	0
McCourt	7	132	18.9	27	0
Vereen	3	66	22.0	24	0
Slater	2	10	5.0	10	0
Washington TM	1	19	19.0	19	0
<b>Patriots</b>	<b>39</b>	<b>935</b>	<b>24.0</b>	<b>83</b>	<b>0</b>
<b>Opponents</b>	<b>32</b>	<b>664</b>	<b>20.8</b>	<b>50</b>	<b>0</b>

**Sacks:** Cha. Jones 11.5, Ninkovich 8.0, Chr. Jones TM 6.0, Siliga TM 3.0, Kelly 2.5, Arrington 2.0, Buchanan 2.0, Carter 2.0, Fletcher 2.0, Vellano 2.0, Mayo 1.5, Ryan 1.5, Gregory 1.0, Hightower 1.0, Sopoaga TM 1.0, group 1.0.  
**Patriots 48.0, Opponents 40.0**

FIELD GOALS	1-19	20-29	30-39	40-49	50+
Gostkowski	1/1	8/8	13/13	11/13	5/6
<b>Patriots</b>	<b>1/1</b>	<b>8/8</b>	<b>13/13</b>	<b>11/13</b>	<b>5/6</b>
<b>Opponents</b>	<b>0/0</b>	<b>4/4</b>	<b>10/13</b>	<b>5/6</b>	<b>3/4</b>

**Gostkowski:** (48G, 33G, 35G)(21G, 30G, 43N)(53G, 46G, 33G)(48G, 22G, 49G)(42G, 19G)(35G, 54G, 23G)(39G, 44G)(34G, 48G)(26G, 32G)(42G, 26G)(31G, 31G)(55N, 53G, 53G)(33G, 50G)(22G, 48N, 23G)(45G, 42G)(43G, 35G, 29G, 35G)

**Opponents:** (1)(37G)(38N, 30G)(23G, 45G, 25G)(39G, 50G)(28G, 39G)(37G, 37G, 42G)(52G, 46N, 39B)(30G)(43G)(27G)(43G)(43G, 37G, 58N)(32G)(37N)(51G, 37G)

## STARTERS

**Offense:** WR Julian Edelman (11), Danny Amendola (5), LT Nate Solder (15), Logan Mankins (1), LG Logan Mankins (15), Josh Kline (1), C Ryan Wendell (16), RG D. Connolly (15), RT Sebastian Vollmer (8), Marcus Cannon (16), Will Svitik (2), TE Michael Hoomanawanui (10), Rob Gronkowski (6), Matthew Mulligan (4), QB Tom Brady (16), WR K. Thompkins (8), Aaron Dobson (5), Josh Boyce (2), Austin Collie (1), RB LeGarrette Blount (7), Stevan Ridley (6), Brandon Bolden (2), Shane Vereen (1), 3rd WR Aaron Dobson (4), Danny Amendola (1), Josh Boyce (1), 4th WR Josh Boyce (1), FB James Develin (6).

**Defense:** LE Rob Ninkovich (15), Joe Vellano (1), DT Vince Wilfork (4), Joe Vellano (7), Seauler Siliga (4), Chris Jones (1), DT Chris Jones (9), Tommy Kelly (5), Isaac Sopoaga (2), RE Chandler Jones (16), LB Dont'a Hightower (14), Brandon Spikes (11), Jamie Collins (8), Jerod Mayo (6), Dane Fletcher (1), LCB Aqib Talib (13), Kyle Arrington (2), Logan Ryan (1), RCB Alfonso Dennard (9), Logan Ryan (4), Kyle Arrington (3), S Devin McCourt (15), Steve Gregory (10), Duron Harmon (3), Logan Ryan (1), Kyle Arrington (1), DB Kyle Arrington (1), Steve Gregory (1), 5th DB Kyle Arrington (5), Logan Ryan (1).

**2013 Coaching Staff:** Josh Boyer, Cornerbacks; Moses Cabrera, Assistant Strength and Conditioning; Ivan Fears, Running Backs; Brian Flores, Safeties; George Godsey, Tight Ends; Patrick Graham, Defensive Line; Pepper Johnson, Linebackers; Joe Judge, Special Teams Assistant; Josh McDaniels, Offensive Coordinator/Quarterbacks; Harold Nash, Head Strength and Conditioning; Scott O'Brien, Special Teams; Chad O'Shea, Wide Receivers; Matt Patricia, Defensive Coordinator; Dante Scarnecchia, Assistant Head Coach/Offensive Line; Steve Belichick, Coaching Assistant; Jerry Schuplinksi, Coaching Assistant.

**Pro Bowl (4):** Tom Brady (9), Stephen Gostkowski (2), Logan Mankins (6), ST Matthew Slater (3), Aqib Talib (1).

PASSING	ATT	CMP	YARDS	CMP%	YDS/ATT	TD	TD%	INT	INT%	LG	SK/YDS	RATING
Brady	628	380	4343	60.5	6.92	25	4.0	11	1.8	81t	40/256	87.3
<b>Patriots</b>	<b>628</b>	<b>380</b>	<b>4343</b>	<b>60.5</b>	<b>6.92</b>	<b>25</b>	<b>4.0</b>	<b>11</b>	<b>1.8</b>	<b>81t</b>	<b>40/256</b>	<b>87.3</b>
<b>Opponents</b>	<b>589</b>	<b>336</b>	<b>4137</b>	<b>57.0</b>	<b>7.02</b>	<b>25</b>	<b>4.2</b>	<b>17</b>	<b>2.9</b>	<b>80t</b>	<b>48/313</b>	<b>81.0</b>



# 2013 FINAL REGULAR-SEASON DEFENSIVE STATISTICS

NAME	TACKLES			SACKS			INTERCEPTIONS				FUMBLES				SPECIAL TEAMS				
	TT	UT	A	S	Yds	QH	Int	Yds	TD	PD	FF	FR	Yds	TD	TT	UT	A	FF	FR
Dont'a Hightower	137	85	52	1.0	9.0	5	0	0	0	3	0	0	0	0	0	0	0	0	0
Brandon Spikes	134	78	56	0.0	0.0	0	1	3	0	2	0	1	0	0	0	0	0	0	0
Rob Ninkovich	93	65	28	8.0	38.0	18	0	0	0	0	2	2	0	0	0	0	0	0	0
Steve Gregory	90	68	22	1.0	0.0	2	0	0	0	2	0	0	0	0	0	0	0	0	0
Chandler Jones	82	58	24	11.5	73.5	22	0	0	0	0	1	1	0	1	0	0	0	0	0
Devin McCourty	75	59	16	0.0	0.0	0	1	0	0	8	2	1	0	0	2	2	0	0	0
Jerod Mayo	66	43	23	1.5	5.0	2	0	0	0	1	0	1	2	0	0	0	0	0	0
Kyle Arrington	60	45	15	2.0	11.0	2	1	5	0	12	2	0	0	0	4	3	1	0	0
Chris Jones	56	39	17	6.0	42.0	8	0	0	0	0	0	0	0	0	0	0	0	0	0
Joe Vellano	48	32	16	2.0	18.0	4	0	0	0	1	0	1	0	0	0	0	0	0	0
Aqib Talib	44	35	9	0.0	0.0	0	4	12	0	13	1	0	0	0	0	0	0	0	0
Alfonzo Dennard	42	34	8	0.0	0.0	0	1	0	0	8	0	0	0	0	0	0	0	0	0
Logan Ryan	41	33	8	1.5	14.0	2	5	82	1	10	1	0	0	0	0	0	0	0	0
Jamie Collins	38	23	15	0.0	0.0	3	0	0	0	3	0	0	0	0	11	9	2	0	1
Duron Harmon	30	23	7	0.0	0.0	0	2	44	0	4	0	0	0	0	0	0	0	0	0
Tommy Kelly	23	13	10	2.5	14.5	6	0	0	0	0	0	1	0	0	0	0	0	0	0
Sealver Siliga	21	14	7	3.0	26.0	2	0	0	0	0	1	0	0	0	0	0	0	0	0
Dane Fletcher	19	14	5	2.0	19.0	3	0	0	0	0	1	0	0	0	15	10	5	0	0
Vince Wilfork	10	6	4	0.0	0.0	1	0	0	0	0	0	0	0	0	0	0	0	0	0
Marquice Cole	10	8	2	0.0	0.0	0	1	0	0	2	0	0	0	0	8	6	2	0	1
Andre Carter	5	4	1	2.0	12.0	7	0	0	0	2	0	0	0	0	0	0	0	0	0
Marcus Forston	3	2	1	0.0	0.0	0	0	0	0	0	0	0	0	0	0	0	0	0	0
Michael Buchanan	3	3	0	2.0	15.0	5	0	0	0	0	0	0	0	0	7	6	1	0	0
Isaac Sopoaga	2	2	0	1.0	8.0	1	0	0	0	1	0	0	0	0	0	0	0	0	0
Tavon Wilson	2	1	1	0.0	0.0	0	1	74	1	1	0	0	0	0	3	2	1	0	0
Chris White	1	0	1	0.0	0.0	0	0	0	0	0	0	0	0	0	9	5	4	0	0
Steve Beauharnais	1	0	1	0.0	0.0	0	0	0	0	0	0	0	0	0	0	0	0	0	0
Matthew Slater	0	0	0	0.0	0.0	0	0	0	0	0	0	0	0	0	14	11	3	0	0
Jake Bequette	0	0	0	0.0	0.0	1	0	0	0	0	0	0	0	0	0	0	0	0	0
Kanorris Davis	0	0	0	0.0	0.0	0	0	0	0	0	0	0	0	0	1	1	0	0	0
Brandon Bolden	0	0	0	0.0	0.0	0	0	0	0	0	0	0	0	0	3	1	2	0	0
Nate Ebner	0	0	0	0.0	0.0	0	0	0	0	0	0	1	0	0	11	10	1	0	1
Stephen Gostkowski	0	0	0	0.0	0.0	0	0	0	0	0	0	0	0	0	1	1	0	0	0
Danny Aiken	0	0	0	0.0	0.0	0	0	0	0	0	0	0	0	0	5	4	1	0	0
Ryan Allen	0	0	0	0.0	0.0	0	0	0	0	0	0	0	0	0	1	1	0	0	0
Team Sacks	0	0	0	1.0	8.0	0	0	0	0	0	0	0	0	0	0	0	0	0	0
<b>TOTALS</b>	<b>1136</b>	<b>787</b>	<b>349</b>	<b>48.0</b>	<b>313.0</b>	<b>94</b>	<b>17</b>	<b>220</b>	<b>2</b>	<b>73</b>	<b>11</b>	<b>9</b>	<b>2</b>	<b>1</b>	<b>95</b>	<b>72</b>	<b>23</b>	<b>0</b>	<b>0</b>

## 2013 MISCELLANEOUS STATISTICS

### FUMBLES - LOST (24-9)

Player	No.	Lost	Own Rec.	O.B.
LeGarrette Blount	3	2	0	0
Tom Brady	9	3	5	0
Michael Buchanan	0	0	1	0
Aaron Dobson	1	0	1	0
Julian Edelman	6	0	3	0
Matt Muligan	0	0	1	0
Stevan Ridley	4	4	0	0
Shane Vereen	1	0	0	0
Sebastian Vollmer	0	0	1	0
Aqib Talib	0	0	1	0
<b>Totals</b>	<b>24</b>	<b>9</b>	<b>13</b>	<b>0</b>

### MISC. OFFENSIVE STATS

Player	Tkl	Ast	FF	FR
LeGarrette Blount	1	0	0	0
Marcus Cannon	1	0	0	0
Josh Boyce	1	0	0	0
Aaron Dobson	1	0	0	0
Rob Gronkowski	1	0	0	0
Logan Mankins	1	0	0	0
Nate Solder	2	0	0	0
Zach Sudfeld	1	0	0	0
Sebastian Vollmer	1	0	0	0
Ryan Wendell	1	0	0	0
<b>Totals</b>	<b>11</b>	<b>0</b>	<b>0</b>	<b>0</b>

### BLOCKED KICKS

Player	XP	FG	P
Chandler Jones	0	1	0
<b>Totals</b>	<b>0</b>	<b>1</b>	<b>0</b>

# 2013 FINAL POSTSEASON STATISTICS

## WON 1, LOST 1

01/11	W	43-22	Indianapolis	68,756
01/20	L	16-26	at Denver	77,110

## Team Statistics

	PATS	OPP
<b>TOTAL FIRST DOWNS</b>	<b>42</b>	<b>43</b>
Rushing	17	8
Passing	24	34
Penalty	1	1
3rd Down: Made/Att	17/30	13/28
3rd Down Pct.	56.7	46.4
4th Down: Made/Att	1/3	2/2
4th Down Pct.	33.3	100.0
<b>POSSESSION AVG.</b>	<b>29:38</b>	<b>30:22</b>
<b>TOTAL NET YARDS</b>	<b>739</b>	<b>893</b>
Avg. Per Game	369.5	446.5
Total Plays	129	136
Avg. Per Play	5.7	6.6
<b>NET YARDS RUSHING</b>	<b>298</b>	<b>176</b>
Avg. Per Game	149.0	88.0
Total Rushes	62	49
<b>NET YARDS PASSING</b>	<b>441</b>	<b>717</b>
Avg. Per Game	220.5	358.5
Sacked/Yards Lost	4/34	3/14
Gross Yards	475	731
Attempts/Completions	63/37	84/52
Completion Pct.	58.7	61.9
Had Intercepted	0	4
<b>PUNTS/AVERAGE</b>	<b>9/45.7</b>	<b>6/51.2</b>
<b>NET PUNTING AVG.</b>	<b>9/42.9</b>	<b>6/51.2</b>
<b>PENALTIES/YARDS</b>	<b>6/50</b>	<b>8/76</b>

## FUMBLES/BALL LOST

	3/0	0/0
<b>TOUCHDOWNS</b>	<b>8</b>	<b>4</b>
Rushing	7	0
Passing	1	4
Returns	0	0
<b>Score by Periods</b>	<b>1 2 3 4 OT</b>	<b>Total</b>
Patriots	14 10 8 27 0	59
Opponents	10 15 17 6 0	48
<b>SCORING</b>	<b>TD Ru Pa Rt PAT FG S TP</b>	
Blount	4 4 0 0 0/0	0/0 0 24
Ridley	2 2 0 0 0/0	0/0 0 14
Gostkowski	0 0 0 0 6/6	1/1 0 9
Brady	1 1 0 0 0/0	0/0 0 6
Edelman	1 0 1 0 0/0	0/0 0 6
Patriots	8 7 1 0 6/6	1/1 0 59
Opponents	4 0 4 0 4/4	6/6 0 48

	RUSHING	YDS	AVG	LG	TD
Blount	29	172	5.9	73t	4
Ridley	19	69	3.6	10	2
Vereen	9	51	5.7	11	0
Brady	3	6	2.0	5t	1
Allen	1	0	0.0	0	0
Develin	1	0	0.0	0	0
Patriots	62	298	4.8	73t	7
Opponents	49	176	3.6	28	0

RECEIVING	NO	YDS	AVG	LG	TD
Edelman	16	173	10.8	27	0
Vereen	7	75	10.7	24	0
Collie	5	72	14.4	20	0
Amendola	3	77	25.7	53	0
Hoomanawanui	3	39	13.0	18	0
Dobson	2	33	16.5	27	0
Mulligan	1	6	6.0	6	0
<b>Patriots</b>	<b>37</b>	<b>475</b>	<b>12.8</b>	<b>53</b>	<b>1</b>
<b>Opponents</b>	<b>52</b>	<b>731</b>	<b>14.1</b>	<b>46</b>	<b>4</b>

INTERCEPTIONS	NO	YDS	AVG	LG	TD
Dennard	2	27	13.5	27	0
Collins	1	20	20.0	20	0
Hightower	1	3	3.0	3	0
Patriots	4	50	12.5	27	0
Opponents	0	0	0.0	0	0

PUNTING	NO	YDS	AVG	NET	TB	IN	LG	BLK
Gostkowski	5	209	41.8	36.6	1	2	53	0
Allen	4	202	50.5	50.5	0	3	60	0
Patriots	9	411	45.7	42.9	1	5	60	0
Opponents	6	307	51.2	41.8	1	0	58	0

PUNT RETURNS	NO	FC	YDS	AVG	LG	TD
Edelman	5	0	36	7.2	15	0
Patriots	5	0	36	7.2	15	0
Opponents	3	2	5	1.7	9	0

KICK RETURNS	NO	YDS	AVG	LG	TD
Blount	2	37	18.5	22	0
Patriots	2	37	18.5	22	0
Opponents	2	20	10.0	16	0

FIELD GOALS	1-19	20-29	30-39	40-49	50+
Gostkowski	0/0	0/0	0/0	1/1	0/0
Patriots	0/0	0/0	0/0	1/1	0/0
Opponents	1/1	2/2	2/2	0/0	1/1

TM: ( ) (47G)

OPP: (36G, 21G) (27G, 35G, 19G, 54G)

2-Pt. Conversions: Ridley 1, Patriots 1-2, Opponents: 0-0.

	PASSING	ATT	CMP	YARDS	CMP%	YDS/ATT	TD	TD%	INT	INT%	LG	SK/YDS	RATING
Brady	63	37	475	58.7	7.54	1	1.6	0	0.0	53	4/34	87.7	
Patriots	63	37	475	58.7	7.54	1	1.6	0	0.0	53	4/34	87.7	
Opponents	84	52	731	61.9	8.70	4	4.8	4	4.8	46	3/14	86.0	

## 2013 POSTSEASON DEFENSIVE STATISTICS

	TACKLES			SACKS			INTERCEPTIONS				FUMBLES				SPECIAL TEAMS				
NAME	TT	UT	A	S	Yds	QH	Int	Yds	TD	PD	FF	FR	Yds	TD	TT	UT	A	FF	FR
Dont'a Hightower	16	10	6	0.0	0.0	0	1	3	0	1	0	0	0	0	0	0	0	0	0
Jamie Collins	13	9	4	1.0	8.0	3	1	20	0	2	0	0	0	0	0	0	0	0	0
Steve Gregory	12	7	5	0.0	0.0	0	0	0	0	0	0	0	0	0	0	0	0	0	0
Logan Ryan	12	9	3	0.0	0.0	0	0	0	0	0	0	0	0	0	0	0	0	0	0
Devin McCourty	9	9	0	0.0	0.0	0	0	0	0	0	0	0	0	0	1	1	0	0	0
Sealver Siliga	8	6	2	0.0	0.0	1	0	0	0	0	0	0	0	0	0	0	0	0	0
Kyle Arrington	8	5	3	0.0	0.0	0	0	0	0	0	0	0	0	0	0	0	0	0	0
Chris Jones	7	5	2	1.0	5.0	1	0	0	0	0	0	0	0	0	0	0	0	0	0
Joe Vellano	5	2	3	1.0	1.0	1	0	0	0	0	0	0	0	0	0	0	0	0	0
Aqib Talib	5	3	2	0.0	0.0	0	0	0	0	0	0	0	0	0	0	0	0	0	0
Dane Fletcher	5	2	3	0.0	0.0	0	0	0	0	0	0	0	0	0	0	0	0	0	0
Alfonzo Dennard	5	5	0	0.0	0.0	0	2	27	0	4	0	0	0	0	0	0	0	0	0
Chandler Jones	3	2	1	0.0	0.0	2	0	0	0	0	0	0	0	0	0	0	0	0	0
Rob Ninkovich	3	3	0	0.0	0.0	2	0	0	0	0	0	0	0	0	0	0	0	0	0
Matthew Slater	0	0	0	0.0	0.0	0	0	0	0	0	0	0	0	0	3	1	2	0	0
Kanorris Davis	0	0	0	0.0	0.0	0	0	0	0	0	0	0	0	0	2	1	1	0	0
Michael Buchanan	0	0	0	0.0	0.0	0	0	0	0	0	0	0	0	0	1	0	1	0	0
<b>Postseason Totals</b>	<b>111</b>	<b>77</b>	<b>34</b>	<b>3.0</b>	<b>14.0</b>	<b>10</b>	<b>4</b>	<b>50</b>	<b>0</b>	<b>7</b>	<b>0</b>	<b>0</b>	<b>0</b>	<b>0</b>	<b>7</b>	<b>3</b>	<b>4</b>	<b>0</b>	<b>0</b>

## 2013 POSTSEASON MISCELLANEOUS STATISTICS

FUMBLES - LOST (1-1)					MISC. OFFENSIVE STATS				
Player	No.	Lost	Own Rec.	O.B.	Player Totals	Tkl	Ast	FF	FR
Ryan Allen	1	0	1	0		0	0	0	0
Tom Brady	1	0	0	0					
Danny Aiken	1	0	0	0					
Logan Mankins	0	0	1	0					
<b>Totals</b>	<b>3</b>	<b>0</b>	<b>2</b>	<b>0</b>					

BLOCKED KICKS			
Player Totals	XP	FG	P
	0	0	0

# 2013 GAME-BY-GAME TEAM OFFENSE

2013 SEASON

OFFENSE		FIRST DOWNS				NET OFFENSE		RUSHING			PASSING				PENALTY		PUNTS			
DATE	OPPONENT	TOTAL	Ru	Pa	Pn	Yds	Plays	Yds	Att	Avg	Net	S/YL	Gross	Att-Cmp	Pct	TD-Int	No	Yds	No	Avg
09/08	at Buffalo	26	7	18	1	431	89	158	34	4.6	273	3/15	288	52-29	55.8%	2-1	4	36	6	39.3
09/12	New York Jets	9	1	7	1	232	64	54	24	2.3	178	1/7	185	39-19	48.7%	1-0	3	30	11	46.7
09/22	Tampa Bay	21	7	12	2	358	72	156	33	4.7	202	3/23	225	36-25	69.4%	2-1	6	50	3	42.7
09/29	at Atlanta	21	5	14	2	448	62	132	31	4.3	316	0/0	316	31-20	64.5%	2-0	9	93	2	55.0
10/06	at Cincinnati	15	3	9	3	248	60	82	18	4.6	166	4/31	197	38-18	47.4%	0-1	0	0	8	44.1
10/13	New Orleans	26	8	15	3	376	83	141	35	4.0	235	5/34	269	43-25	58.1%	1-1	4	33	4	52.5
10/20	at New York Jets	21	6	12	3	295	70	90	20	4.5	205	4/23	228	46-22	47.8%	0-1	7	100	8	50.5
10/27	Miami	19	9	6	4	252	62	152	37	4.1	100	3/16	116	22-13	59.1%	1-1	5	35	5	43.4
11/03	Pittsburgh	33	13	17	3	610	71	197	35	5.6	413	3/19	432	33-23	69.7%	4-0	3	30	2	50.5
11/18	at Carolina	28	6	17	5	390	67	107	25	4.3	283	2/13	296	40-29	72.5%	1-1	5	50	1	34.0
11/24	Denver	27	3	21	3	440	84	116	31	3.7	324	3/20	344	50-34	68.0%	3-0	5	36	6	44.5
12/01	at Houston	28	7	20	1	453	69	88	27	3.3	365	1/6	371	41-29	70.7%	2-1	0	0	3	44.0
12/08	Cleveland	30	7	21	2	484	77	87	21	4.1	397	4/21	418	52-32	61.5%	2-1	6	41	5	40.0
12/15	at Miami	29	9	19	1	453	78	96	22	4.4	357	1/7	364	55-34	61.8%	2-1	1	2	3	48.7
12/22	at Baltimore	21	7	10	4	300	62	142	34	4.2	158	2/14	172	26-14	53.8%	1-0	7	58	7	47.7
12/29	Buffalo	24	12	7	5	382	68	267	43	6.2	115	1/7	122	24-14	58.3%	1-1	4	31	3	45.7
Regular Season Totals		378	110	225	43	6152	1138	2065	470	4.4	4087	40/256	4343	628-380	60.5%	25-11	69	625	77	45.8
01/11	Indianapolis	23	13	9	1	419	73	234	46	5.1	185	2/13	198	25-13	52.0%	0-0	4	35	6	44.0
01/19	at Denver	19	4	15	0	320	56	64	16	4.0	256	2/21	277	38-24	63.2%	1-0	2	15	3	49.0
Postseason Totals		42	17	24	1	739	129	298	62	4.8	441	4/34	475	63-37	58.7%	1-0	6	50	9	45.7

2013 GAME-BY-GAME TEAM DEFENSE

DEFENSE		FIRST DOWNS			NET OFFENSE			RUSHING			PASSING				PENALTY		PUNTS			
DATE	OPPONENT	TOTAL	Ru	Pa	Pn	Yds	Plays	Yds	Att	Avg	Net	S/YL	Gross	Att-Cmp	Pct	TD-Int	No	Yds	No	Avg
09/08	at Buffalo	15	7	6	2	286	61	136	34	4.0	150	0/0	150	27-18	66.7%	2-0	10	75	9	45.8
09/12	New York Jets	15	6	8	1	318	71	129	32	4.0	189	4/25	214	35-15	42.9%	0-3	8	66	9	44.6
09/22	Tampa Bay	18	3	14	1	323	66	97	22	4.4	226	3/10	236	41-19	46.3%	0-1	4	48	3	42.7
09/29	at Atlanta	26	3	20	3	457	71	58	15	3.9	399	2/22	421	54-34	63.0%	2-1	6	55	3	45.7
10/06	at Cincinnati	21	8	13	0	341	70	162	39	4.2	179	4/33	212	27-20	74.1%	0-1	7	59	6	45.8
10/13	New Orleans	20	7	13	0	361	63	131	26	5.0	230	1/6	236	36-17	47.2%	2-1	7	56	6	44.7
10/20	at New York Jets	27	11	13	3	383	89	177	52	3.4	206	4/27	233	33-17	51.5%	1-1	9	45	6	40.2
10/27	Miami	23	9	14	0	301	79	156	31	5.0	145	6/47	192	42-22	52.4%	2-2	7	61	4	40.3
11/03	Pittsburgh	24	6	18	0	479	73	108	20	5.4	371	5/29	400	48-28	58.3%	4-2	8	96	3	46.7
11/18	at Carolina	20	6	11	3	300	54	103	23	4.5	197	3/12	209	28-19	67.9%	3-0	7	47	2	43.5
11/24	Denver	28	15	11	2	412	86	280	48	5.8	132	2/18	150	36-19	52.8%	2-1	9	85	8	40.6
12/01	at Houston	19	8	11	0	385	59	121	28	4.3	264	1/8	272	30-15	50.0%	0-1	2	25	3	44.7
12/08	Cleveland	24	5	17	2	494	70	108	25	4.3	386	1/5	391	44-29	65.9%	3-0	7	75	6	43.2
12/15	at Miami	20	3	16	1	378	64	89	23	3.9	289	4/23	312	37-25	67.6%	3-0	4	21	4	47.3
12/22	at Baltimore	19	5	13	1	358	74	121	28	4.3	237	4/25	262	42-23	54.8%	0-3	9	83	4	53.0
12/29	Buffalo	19	8	10	1	393	68	169	35	4.8	224	4/23	247	29-16	55.2%	1-0	6	54	4	42.3
Regular Season Totals		338	110	208	20	5969	1118	2145	481	4.5	3824	48/313	4137	589-336	57.0%	25-17	110	951	80	44.5
01/11	Indianapolis	16	3	13	0	386	65	69	21	3.3	317	3/14	331	41-20	48.8%	2-4	4	42	5	51.8
01/19	at Denver	27	5	21	1	507	71	107	28	3.8	400	0/0	400	43-32	74.4%	2-0	4	34	1	48.0
Postseason Totals		43	8	34	1	893	136	176	49	3.6	717	3/14	731	84-52	61.9%	4-4	8	76	6	51.2



# 2013 GAME-BY-GAME STATISTICS

## PASSING STATISTICS

### TOM BRADY

Date	Opponent	Att	Cmp	Yds	Pct	TD	Lg	Int	S	Yds	Rating
09/08	at Buffalo	52	29	288	55.8%	2	35	1	3	15	76.4
09/12	New York Jets	39	19	185	48.7%	1	39t	0	1	7	71.0
09/22	Tampa Bay	36	25	225	69.4%	2	20	1	3	23	92.9
09/29	at Atlanta	31	20	316	64.5%	2	49	0	0	0	119.8
10/06	at Cincinnati	38	18	197	47.4%	0	53	1	4	31	52.2
10/13	New Orleans	43	25	269	58.1%	1	23	1	5	34	74.7
10/20	at New York Jets	46	22	228	47.8%	0	30	1	4	23	53.5
10/27	Miami	22	13	116	59.1%	1	26	1	3	16	69.5
11/03	Pittsburgh	33	23	432	69.7%	4	81t	0	3	19	151.8
11/18	at Carolina	40	29	296	72.5%	1	37	1	2	23	91.2
11/24	Denver	50	34	344	68.0%	3	43	0	3	20	107.4
12/01	at Houston	41	29	371	70.7%	2	50	1	1	6	104.8
12/08	Cleveland	52	32	418	61.5%	2	50	1	4	21	91.7
12/15	at Miami	55	34	364	61.8%	2	30	1	1	7	85.7
12/22	at Baltimore	26	14	172	53.8%	1	34	0	2	14	87.3
12/29	Buffalo	24	14	122	58.3%	1	22	1	1	7	68.4
<b>Regular Season Totals</b>		<b>628</b>	<b>380</b>	<b>4343</b>	<b>60.5%</b>	<b>25</b>	<b>81t</b>	<b>11</b>	<b>40</b>	<b>256</b>	<b>87.3</b>
01/11	Indianapolis	25	13	198	52.0%	0	53	0	2	13	78.4
01/19	at Denver	38	24	277	63.2%	1	27	0	2	21	93.9
<b>Postseason Totals</b>		<b>63</b>	<b>37</b>	<b>475</b>	<b>58.7%</b>	<b>1</b>	<b>53</b>	<b>0</b>	<b>4</b>	<b>34</b>	<b>87.7</b>

### RYAN MALLET

Date	Opponent	Att	Cmp	Yds	Pct	TD	Lg	Int	S	Yds	Rating
09/08	at Buffalo										
09/12	New York Jets										
09/22	Tampa Bay										
09/29	at Atlanta										
10/06	at Cincinnati										
10/13	New Orleans										
10/20	at New York Jets										
10/27	Miami										
11/03	Pittsburgh										
11/18	at Carolina										
11/24	Denver										
12/01	at Houston										
12/08	Cleveland										
12/15	at Miami										
12/22	at Baltimore										
12/29	Buffalo										
<b>Regular Season Totals</b>		<b>0</b>	<b>0</b>	<b>0</b>	<b>0.0%</b>	<b>0</b>	<b>0</b>	<b>0</b>	<b>0</b>	<b>0</b>	<b>0.0</b>
01/11	Indianapolis										
01/19	at Denver										
<b>Postseason Totals</b>		<b>0</b>	<b>0</b>	<b>0</b>	<b>0.0%</b>	<b>0</b>	<b>0</b>	<b>0</b>	<b>0</b>	<b>0</b>	<b>0.0</b>



# 2013 GAME-BY-GAME STATISTICS

## RUSHING STATISTICS

Date	Opponent	STEVAN RIDLEY					LeGARRETTE BLOUNT					BRANDON BOLDEN				
		No	Yds	Avg	Lg	TD	No	Yds	Avg	Lg	TD	No	Yds	Avg	Lg	TD
09/08	at Buffalo	9	46	5.1	20	0	7	15	2.1	5	0	Inactive				
09/12	New York Jets	16	40	2.5	9	0	4	11	2.8	7	0	Inactive				
09/22	Tampa Bay	11	35	3.2	9	0	14	65	4.6	23	0	3	51	17.0	46	0
09/29	at Atlanta	11	53	4.8	14	0	9	64	7.1	47	1	6	17	2.8	8	0
10/06	at Cincinnati	Inactive					12	51	4.3	10	0	5	24	4.8	12	0
10/13	New Orleans	20	96	4.8	19	2	7	9	1.3	6	0	5	19	3.8	12	0
10/20	at New York Jets	11	50	4.5	17	1	1	4	4.0	4	0	8	36	4.5	9	1
10/27	Miami	14	79	5.6	23	1	11	46	4.2	19	0	8	22	2.8	8	1
11/03	Pittsburgh	26	115	4.4	13	2	5	47	9.4	23	1	3	36	12.0	14	0
11/18	at Carolina	13	48	3.7	13	1	10	49	4.9	12	0	Inactive				
11/24	Denver	4	14	3.5	7	0	2	13	6.5	9	0	13	58	4.5	33	1
12/01	at Houston	Inactive					12	44	3.7	8	1	3	2	0.7	1	0
12/08	Cleveland	8	35	4.4	12	0	8	42	5.3	13	0	Inactive				
12/15	at Miami	8	34	4.3	11	0	11	47	4.3	11	0	0	0	0.0	0	0
12/22	at Baltimore	15	54	3.6	8	0	16	76	4.8	14	2	1	6	6.0	0	0
12/29	Buffalo	12	74	6.2	29	0	24	189	7.9	36	2	0	0	0.0	0	0
<b>Regular Season Totals</b>		<b>178</b>	<b>773</b>	<b>4.3</b>	<b>29</b>	<b>7</b>	<b>153</b>	<b>772</b>	<b>5.0</b>	<b>47</b>	<b>7</b>	<b>55</b>	<b>271</b>	<b>4.9</b>	<b>46</b>	<b>3</b>
01/11	Indianapolis	14	52	3.7	10	2	24	166	6.9	73	4	0	0	0.0	0	0
01/19	at Denver	5	17	3.4	8	0	5	6	1.2	3	0	0	0	0.0	0	0
<b>Postseason Totals</b>		<b>19</b>	<b>69</b>	<b>3.6</b>	<b>10</b>	<b>2</b>	<b>29</b>	<b>172</b>	<b>5.9</b>	<b>73</b>	<b>4</b>	<b>0</b>	<b>0</b>	<b>0.0</b>	<b>0</b>	<b>0</b>

Date	Opponent	SHANE VEREEN					TOM BRADY					JULIAN EDELMAN				
		No	Yds	Avg	Lg	TD	No	Yds	Avg	Lg	TD	No	Yds	Avg	Lg	TD
09/08	at Buffalo	14	101	7.2	21	0	4	-4	-1.0	-1	0	0	0	0.0	0	0
09/12	New York Jets	Placed on I. R. (DFR) 9/10/13					2	-2	-1.0	-1	0	1	4	4.0	4	0
09/22	Tampa Bay						5	5	1.0	5	0	0	0	0.0	0	0
09/29	at Atlanta						5	-2	-0.4	1	0	0	0	0.0	0	0
10/06	at Cincinnati						0	0	0.0	0	0	1	7	7.0	7	0
10/13	New Orleans						2	16	8.0	11	0	0	0	0.0	0	0
10/20	at New York Jets						0	0	0.0	0	0	0	0	0.0	0	0
10/27	Miami						4	5	1.3	8	0	0	0	0.0	0	0
11/03	Pittsburgh						1	-1	-1.0	-1	0	0	0	0.0	0	0
11/18	at Carolina	1	7	7.0	7	0	1	3	3.0	3	0	0	0	0.0	0	0
11/24	Denver	10	31	3.1	8	0	2	0	0.0	1	0	0	0	0.0	0	0
12/01	at Houston	10	38	3.8	14	0	0	0	0.0	0	0	0	0	0.0	0	0
12/08	Cleveland	3	9	3.0	6	1	2	1	0.5	2	0	0	0	0.0	0	0
12/15	at Miami	2	13	6.5	7	0	0	0	0.0	0	0	0	0	0.0	0	0
12/22	at Baltimore	2	6	3.0	4	0	0	0	0.0	0	0	0	0	0.0	0	0
12/29	Buffalo	2	3	1.5	7	0	4	-3	-0.8	0	0	0	0	0.0	0	0
<b>Regular Season Totals</b>		<b>44</b>	<b>208</b>	<b>4.7</b>	<b>21</b>	<b>1</b>	<b>32</b>	<b>18</b>	<b>0.6</b>	<b>11</b>	<b>0</b>	<b>2</b>	<b>11</b>	<b>5.5</b>	<b>7</b>	<b>0</b>
01/11	Indianapolis	5	17	3.4	8	0	1	-1	-1.0	-1	0	0	0	0.0	0	0
01/19	at Denver	4	34	8.5	11	0	2	7	3.5	5	1	0	0	0.0	0	0
<b>Postseason Totals</b>		<b>9</b>	<b>51</b>	<b>5.7</b>	<b>11</b>	<b>0</b>	<b>3</b>	<b>6</b>	<b>2.0</b>	<b>5</b>	<b>1</b>	<b>0</b>	<b>0</b>	<b>0.0</b>	<b>0</b>	<b>0</b>

Date	Opponent	JAMES DEVLIN					DANNY AMENDOLA					LEON WASHINGTON				
		No	Yds	Avg	Lg	TD	No	Yds	Avg	Lg	TD	No	Yds	Avg	Lg	TD
09/08	at Buffalo	0	0	0.0	0	0	0	0	0.0	0	0	Inactive				
09/12	New York Jets	0	0	0.0	0	0	Inactive					1	1	1.0	1	0
09/22	Tampa Bay	0	0	0.0	0	0	Inactive					Inactive				
09/29	at Atlanta	0	0	0.0	0	0	Inactive					Inactive				
10/06	at Cincinnati	0	0	0.0	0	0	0	0	0.0	0	0	0	0	0.0	0	0
10/13	New Orleans	0	0	0.0	0	0	1	1	1.0	1	0	Inactive				
10/20	at New York Jets	0	0	0.0	0	0	Inactive					Inactive				
10/27	Miami	0	0	0.0	0	0	0	0	0.0	0	0	Inactive				
11/03	Pittsburgh	0	0	0.0	0	0	0	0	0.0	0	0	Inactive				
11/18	at Carolina	0	0	0.0	0	0	0	0	0.0	0	0	Inactive				
11/24	Denver	0	0	0.0	0	0	0	0	0.0	0	0	Released 11/23/13				
12/01	at Houston	2	4	2.0	3	1	0	0	0.0	0	0					
12/08	Cleveland	0	0	0.0	0	0	0	0	0.0	0	0					
12/15	at Miami	1	2	2.0	2	0	0	0	0.0	0	0					
12/22	at Baltimore	0	0	0.0	0	0	0	0	0.0	0	0					
12/29	Buffalo	1	4	4.0	4	0	0	0	0.0	0	0					
<b>Regular Season Totals</b>		<b>4</b>	<b>10</b>	<b>2.5</b>	<b>4</b>	<b>1</b>	<b>1</b>	<b>1</b>	<b>1.0</b>	<b>1</b>	<b>0</b>	<b>1</b>	<b>1</b>	<b>1.0</b>	<b>1</b>	<b>0</b>
01/11	Indianapolis	1	0	0.0	0	0	0	0	0.0	0	0					
01/19	at Denver	0	0	0.0	0	0	0	0	0.0	0	0					
<b>Postseason Totals</b>		<b>1</b>	<b>0</b>	<b>0.0</b>	<b>0</b>	<b>0</b>	<b>0</b>	<b>0</b>	<b>0.0</b>	<b>0</b>	<b>0</b>					

# 2013 GAME-BY-GAME STATISTICS

## RECEIVING STATISTICS

		JULIAN EDELMAN					DANNY AMENDOLA					SHANE VEREEN				
Date	Opponent	No	Yds	Avg	Lg	TD	No	Yds	Avg	Lg	TD	No	Yds	Avg	Lg	TD
09/08	at Buffalo	7	79	11.3	35	2	10	104	10.4	24	0	7	58	8.3	19	0
09/12	New York Jets	13	78	6.0	10	0		Inactive				Placed on I.R. (DFR) 9/10/13				
09/22	Tampa Bay	7	44	6.3	12	0		Inactive								
09/29	at Atlanta	7	118	16.9	44	0		Inactive								
10/06	at Cincinnati	2	35	17.5	18	0	4	55	13.8	21	0					
10/13	New Orleans	5	57	11.4	23	0	2	0	0.0	0	0					
10/20	at New York Jets	5	44	8.8	19	0		Inactive								
10/27	Miami	2	7	3.5	7	0	3	15	5.0	8	0					
11/03	Pittsburgh	1	11	11.0	11	0	4	122	30.5	57	1					
11/18	at Carolina	3	27	9.0	14	0	6	45	7.5	13	0	8	65	8.1	17	0
11/24	Denver	9	110	12.2	43	2	3	17	5.7	8	0	8	60	7.5	14	0
12/01	at Houston	9	101	11.2	25	0	5	54	10.8	17	0	5	37	7.4	12	1
12/08	Cleveland	6	64	10.7	23	1	4	46	11.5	13	1	12	153	12.8	50	0
12/15	at Miami	13	139	10.7	24t	1	10	131	13.1	30	0	3	8	2.7	6	0
12/22	at Baltimore	7	77	11.0	19	0	2	45	22.5	34	0	1	4	4.0	4t	1
12/29	Buffalo	9	65	7.2	14	0	1	9	9.0	9	0	3	42	14.0	22	1
<b>Regular Season Totals</b>		<b>105</b>	<b>1056</b>	<b>10.1</b>	<b>44</b>	<b>6</b>	<b>54</b>	<b>643</b>	<b>11.9</b>	<b>57</b>	<b>2</b>	<b>47</b>	<b>427</b>	<b>9.1</b>	<b>50</b>	<b>3</b>
01/11	Indianapolis	6	84	14.0	27	0	3	77	25.7	53	0	2	16	8.0	13	0
01/19	at Denver	10	89	8.9	18	1	0	0	0.0	0	0	5	59	11.8	24	0
<b>Postseason Totals</b>		<b>16</b>	<b>173</b>	<b>10.8</b>	<b>27</b>	<b>1</b>	<b>3</b>	<b>77</b>	<b>25.7</b>	<b>53</b>	<b>0</b>	<b>7</b>	<b>75</b>	<b>10.7</b>	<b>24</b>	<b>0</b>

		ROB GRONKOWSKI					AARON DOBSON					KENBRELL THOMPINS				
Date	Opponent	No	Yds	Avg	Lg	TD	No	Yds	Avg	Lg	TD	No	Yds	Avg	Lg	TD
09/08	at Buffalo							Inactive				4	42	10.5	20	0
09/12	New York Jets						3	56	18.7	39t	1	2	47	23.5	38	0
09/22	Tampa Bay						7	52	7.4	15	0	3	41	13.7	20	2
09/29	at Atlanta						1	10	10.0	10	0	6	127	21.2	49	1
10/06	at Cincinnati						2	49	24.5	53	0	3	16	5.3	6	0
10/13	New Orleans						6	63	10.5	20	0	3	45	15.0	21	1
10/20	at New York Jets	8	114	14.3	30	0	3	34	11.3	14	0	2	16	8.0	11	0
10/27	Miami	2	27	13.5	23	0	4	60	15.0	26	1	0	0	0.0	0	0
11/03	Pittsburgh	9	143	15.9	34	1	5	130	26.0	81t	2		Inactive			
11/18	at Carolina	5	59	11.8	23	1	4	38	9.5	11	0	2	60	30.0	37	0
11/24	Denver	7	90	12.9	33	1	0	0	0.0	0	0	6	56	9.3	14	0
12/01	at Houston	6	127	21.2	50	1		Inactive				1	16	16.0	16	0
12/08	Cleveland	2	32	16.0	21	0		Inactive					Inactive			
12/15	at Miami							Inactive					Inactive			
12/22	at Baltimore						1	21	21.0	21	0		Inactive			
12/29	Buffalo						1	6	6.0	6	0	0	0	0.0	0	0
<b>Regular Season Totals</b>		<b>39</b>	<b>592</b>	<b>15.2</b>	<b>50</b>	<b>4</b>	<b>37</b>	<b>519</b>	<b>14.0</b>	<b>81t</b>	<b>4</b>	<b>32</b>	<b>466</b>	<b>14.6</b>	<b>49</b>	<b>4</b>
01/11	Indianapolis							Inactive				0	0	0.0	0	0
01/19	at Denver						2	33	16.5	24	0		Inactive			
<b>Postseason Totals</b>		<b>0</b>	<b>0</b>	<b>0.0</b>	<b>0</b>	<b>0</b>	<b>2</b>	<b>33</b>	<b>16.5</b>	<b>24</b>	<b>0</b>	<b>0</b>	<b>0</b>	<b>0.0</b>	<b>0</b>	<b>0</b>

		BRANDON BOLDEN					M. HOOMANAWANUI					STEVAN RIDLEY				
Date	Opponent	No	Yds	Avg	Lg	TD	No	Yds	Avg	Lg	TD	No	Yds	Avg	Lg	TD
09/08	at Buffalo						1	5	5.0	5	0	0	0	0.0	0	0
09/12	New York Jets						0	0	0.0	0	0	0	0	0.0	0	0
09/22	Tampa Bay	5	49	9.8	17	0	2	31	15.5	16	0	1	8	8.0	8	0
09/29	at Atlanta	1	-5	-5.0	-5	0	0	0	0.0	0	0	2	26	13.0	24	0
10/06	at Cincinnati	6	40	6.7	14	0	1	2	2.0	2	0		Inactive			
10/13	New Orleans	2	9	4.5	5	0	4	57	14.3	19	0	1	14	14.0	14	0
10/20	at New York Jets	1	7	7.0	7	0	0	0	0.0	0	0	2	3	1.5	5	0
10/27	Miami	2	7	3.5	5	0	0	0	0.0	0	0	0	0	0.0	0	0
11/03	Pittsburgh	0	0	0.0	0	0	1	17	17.0	17	0	3	9	3.0	5	0
11/18	at Carolina						1	2	2.0	2	0	0	0	0.0	0	0
11/24	Denver	1	11	11.0	11	0		Inactive				0	0	0.0	0	0
12/01	at Houston	1	18	18.0	18	0		Inactive					Inactive			
12/08	Cleveland							Inactive				1	2	2.0	2	0
12/15	at Miami	0	0	0.0	0	0	1	13	13.0	13t	1	0	0	0.0	0	0
12/22	at Baltimore	2	16	8.0	12	0	1	9	9.0	9	0	0	0	0.0	0	0
12/29	Buffalo	0	0	0.0	0	0	0	0	0.0	0	0	0	0	0.0	0	0
<b>Regular Season Totals</b>		<b>21</b>	<b>152</b>	<b>7.2</b>	<b>18</b>	<b>0</b>	<b>12</b>	<b>136</b>	<b>11.3</b>	<b>19</b>	<b>1</b>	<b>10</b>	<b>62</b>	<b>6.2</b>	<b>24</b>	<b>0</b>
01/11	Indianapolis	0	0	0.0	0	0	1	6	6.0	6	0	0	0	0.0	0	0
01/19	at Denver	0	0	0.0	0	0	2	33	16.5	18	0	0	0	0.0	0	0
<b>Postseason Totals</b>		<b>0</b>	<b>0</b>	<b>0.0</b>	<b>0</b>	<b>0</b>	<b>3</b>	<b>39</b>	<b>13.0</b>	<b>18</b>	<b>0</b>	<b>0</b>	<b>0</b>	<b>0.0</b>	<b>0</b>	<b>0</b>

# 2013 GAME-BY-GAME STATISTICS

## RECEIVING STATISTICS

Date	Opponent	JOSH BOYCE					AUSTIN COLLIE					JAMES DEVELIN				
		No	Yds	Avg	Lg	TD	No	Yds	Avg	Lg	TD	No	Yds	Avg	Lg	TD
09/08	at Buffalo	0	0	0.0	0	0						0	0	0.0	0	0
09/12	New York Jets	0	0	0.0	0	0						1	4	4.0	4	0
09/22	Tampa Bay	0	0	0.0	0	0						0	0	0.0	0	0
09/29	at Atlanta	1	24	24.0	24	0	Signed 10/3/13					1	15	15.0	15	0
10/06	at Cincinnati	0	0	0.0	0	0	Inactive					0	0	0.0	0	0
10/13	New Orleans						2	24	12.0	12	0	0	0	0.0	0	0
10/20	at New York Jets						1	10	10.0	10	0	0	0	0.0	0	0
10/27	Miami						0	0	0.0	0	0	0	0	0.0	0	0
11/03	Pittsburgh						0	0	0.0	0	0	0	0	0.0	0	0
11/18	at Carolina	0	0	0.0	0	0	Released 11/5/13					0	0	0.0	0	0
11/24	Denver											0	0	0.0	0	0
12/01	at Houston	1	6	6.0	6	0	Signed 12/5/13					1	12	12.0	12	0
12/08	Cleveland	3	49	16.3	22	0	1	4	4.0	4	0	1	31	31.0	31	0
12/15	at Miami	4	42	10.5	30	0	2	25	12.5	19	0	0	0	0.0	0	0
12/22	at Baltimore						0	0	0.0	0	0	0	0	0.0	0	0
12/29	Buffalo	0	0	0.0	0	0	Released 12/27/13					0	0	0.0	0	0
<b>Regular Season Totals</b>		<b>9</b>	<b>121</b>	<b>13.4</b>	<b>30</b>	<b>0</b>	<b>6</b>	<b>63</b>	<b>10.5</b>	<b>19</b>	<b>0</b>	<b>4</b>	<b>62</b>	<b>15.5</b>	<b>31</b>	<b>0</b>
01/11	Indianapolis						1	15	15.0	15	0	0	0	0.0	0	0
01/19	at Denver						4	57	14.3	20	0	0	0	0.0	0	0
<b>Postseason Totals</b>		<b>0</b>	<b>0</b>	<b>0.0</b>	<b>0</b>	<b>0</b>	<b>5</b>	<b>72</b>	<b>14.4</b>	<b>27</b>	<b>0</b>	<b>0</b>	<b>0</b>	<b>0.0</b>	<b>0</b>	<b>0</b>

Date	Opponent	LE GARRETTE BLOUNT					MATTHEW MULLIGAN				
		No	Yds	Avg	Lg	TD	No	Yds	Avg	Lg	TD
09/08	at Buffalo	0	0	0.0	0	0	Re-signed 9/10/13				
09/12	New York Jets	0	0	0.0	0	0	0	0	0.0	0	0
09/22	Tampa Bay	0	0	0.0	0	0	0	0	0.0	0	0
09/29	at Atlanta	0	0	0.0	0	0	1	1	1.0	1	1
10/06	at Cincinnati	0	0	0.0	0	0	0	0	0.0	0	0
10/13	New Orleans	0	0	0.0	0	0	0	0	0.0	0	0
10/20	at New York Jets	0	0	0.0	0	0	0	0	0.0	0	0
10/27	Miami	0	0	0.0	0	0	0	0	0.0	0	0
11/03	Pittsburgh	0	0	0.0	0	0	0	0	0.0	0	0
11/18	at Carolina	0	0	0.0	0	0	0	0	0.0	0	0
11/24	Denver	0	0	0.0	0	0	0	0	0.0	0	0
12/01	at Houston	0	0	0.0	0	0	0	0	0.0	0	0
12/08	Cleveland	1	32	32.0	32	0	1	15	15.0	15	0
12/15	at Miami	1	6	6.0	6	0	0	0	0.0	0	0
12/22	at Baltimore	0	0	0.0	0	0	0	0	0.0	0	0
12/29	Buffalo	0	0	0.0	0	0	0	0	0.0	0	0
<b>Regular Season Totals</b>		<b>2</b>	<b>38</b>	<b>19.0</b>	<b>38</b>	<b>0</b>	<b>2</b>	<b>16</b>	<b>8.0</b>	<b>15</b>	<b>1</b>
01/11	Indianapolis	0	0	0.0	0	0	0	0	0.0	0	0
01/19	at Denver	0	0	0.0	0	0	1	6	6.0	6	0
<b>Postseason Totals</b>		<b>0</b>	<b>0</b>	<b>0.0</b>	<b>0</b>	<b>0</b>	<b>1</b>	<b>6</b>	<b>6.0</b>	<b>6</b>	<b>0</b>

# 2013 GAME-BY-GAME STATISTICS

## DEFENSIVE STATISTICS

Tabulated from Coaching Grades

		KYLE ARRINGTON												STEVE BEAUHARNAIS												JAKE BEQUETTE												
Date	Opponent	TT	UT	A	S	Yds	QH	Int	Yds	PD	FF	FR	SpT	TT	UT	A	S	Yds	QH	Int	Yds	PD	FF	FR	SpT	TT	UT	A	S	Yds	QH	Int	Yds	PD	FF	FR	SpT	
09/08	at Buffalo	4	4	0					1	2																0	0	0										
09/12	New York Jets	4	2	2					2																													
09/22	Tampa Bay	3	2	1																						0	0	0										
09/29	at Atlanta	6	4	2																																		
10/06	at Cincinnati	5	4	1																						0	0	0										
10/13	New Orleans	2	2	0				1	5	2																0	0	0										
10/20	at New York Jets	2	2	0									1	0	0	0										0	0	0										
10/27	Miami	2	2	0					1																													
11/03	Pittsburgh	5	5	0					1			1																										
11/18	at Carolina	2	2	0					1																													
11/24	Denver	5	1	4					1																													
12/01	at Houston	0	0	0																																		
12/08	Cleveland	3	2	1					1			1																										
12/15	at Miami	6	6	0	1.0	4.0	1					1																										
12/22	at Baltimore	8	4	4	1.0	7.0	1					1	1	0	1																							
12/29	Buffalo	3	3	0					1																													
Regular Season Totals		60	45	152	0.0	11.0	2	1	5	12	2	0	4	1	0	1	0.00	0	0	0	0	0	0	0	0	0	0	0	0	0.00	0	1	0	0	0	0	0	
01/11	Indianapolis	2	1	1																																		
01/19	at Denver	6	4	2																																		
Postseason Totals		8	5	3	0.00	0	0	0	0	0	0	0	0	0	0	0	0.00	0	0	0	0	0	0	0	0	0	0	0	0.00	0	0	0	0	0	0	0	0	

		MICHAEL BUCHANAN												ANDRE CARTER												MARQUICE COLE												
Date	Opponent	TT	UT	A	S	Yds	QH	Int	Yds	PD	FF	FR	SpT	TT	UT	A	S	Yds	QH	Int	Yds	PD	FF	FR	SpT	TT	UT	A	S	Yds	QH	Int	Yds	PD	FF	FR	SpT	
09/08	at Buffalo	0	0	0																						0	0	0										
09/12	New York Jets	1	1	0	1.0	6.0	2																			0	0	0										
09/22	Tampa Bay	0	0	0				1																		0	0	0										
09/29	at Atlanta	1	1	0	1.0	9.0	1					1																										
10/06	at Cincinnati	0	0	0									1																									
10/13	New Orleans	0	0	0																						0	0	0										
10/20	at New York Jets	0	0	0				1						1	1	0										3	2	1										
10/27	Miami	0	0	0																						1	1	0										
11/03	Pittsburgh	0	0	0										1	1	0	1.0	6.0	3							2	1	1										
11/18	at Carolina	0	0	0										1	0	1										2	2	0										
11/24	Denver	0	0	0									1	0	0	0	1									2	2	0										
12/01	at Houston	0	0	0									1	0	0	0	1		2							0	0	0										
12/08	Cleveland	0	0	0								2		0	0	0										0	0	0										
12/15	at Miami							Inactive						0	0	0										0	0	0										
12/22	at Baltimore	1	1	0								1	2	2	0	1.0	6.0	2								0	0	0										
12/29	Buffalo	0	0	0										0	0	0																						
Regular Season Totals		3	3	0	2.0	15.0	5	0	0	0	0	0	7	5	4	1	2.0	12.0	7	0	0	2	0	0	0	10	8	2	0.00	0	0	1	2	0	1	8		
01/11	Indianapolis	0	0	0										0	0	0																						
01/19	at Denver	0	0	0										0	0	0																						
Postseason Totals		0	0	0	0.00	0	0	0	0	0	0	0	0	0	0	0	0.00	0	0	0	0	0	0	0	0	0	0	0	0.00	0	0	0	0	0	0	0		

		JAMIE COLLINS												ALFONZO DENNARD												NATE EBNER												
Date	Opponent	TT	UT	A	S	Yds	QH	Int	Yds	PD	FF	FR	SpT	TT	UT	A	S	Yds	QH	Int	Yds	PD	FF	FR	SpT	TT	UT	A	S	Yds	QH	Int	Yds	PD	FF	FR	SpT	
09/08	at Buffalo	0	0	0										3	3	0										Inactive												
09/12	New York Jets	0	0	0										1	0	1			1	0	1					0	0	0										
09/22	Tampa Bay	2	1	1										4	2	2										0	0	0										
09/29	at Atlanta	2	2	0										6	4	2										0	0	0										
10/06	at Cincinnati	0	0	0								1		2	1	1										0	0	0										
10/13	New Orleans	0	0	0								1	2	3	3	0										0	0	0										
10/20	at New York Jets	5	2	3										1	3	3	0									0	0	0										
10/27	Miami	2	1	1								2		9	8	1										0	0	0										
11/03	Pittsburgh	0	0	0										3	3	0										0	0	0										
11/18	at Carolina	0	0	0								1														0	0	0										
11/24	Denver	9	6	3										1	1	0										0	0	0										
12/01	at Houston	1	1	0					1																	0	0	0										
12/08	Cleveland	7	4	3					1			2		3	2	1										0	0	0										
12/15	at Miami	5	3	2					1					4	4	0										0	0	0										
12/22	at Baltimore	3	2	1					1			1		0	0	0										0	0	0										
12/29	Buffalo	2	1	1					2				1													0	0	0										
Regular Season Totals		38	23	15	0.00	0	3	0	0	3	0	1	11	42	34	8	0.00	0	1	0	8	0				0	0	0	0.00	0	0	0	0	0	2	11		
01/11	Indianapolis	6	3	3	1.0	8.0	3	1	20	1				2	2	0			2	27	4					0	0	0										
01/19	at Denver	7	6	1								1		3	3	0										0	0	0										
Postseason Totals		13	9	4	1.0	8.0	3	0	1	20	2	0	0	5	5	0	0.00																					

# 2013 GAME-BY-GAME STATISTICS

## DEFENSIVE STATISTICS

Tabulated from Coaching Grades

DANE FLETCHER														MARCUS FORSTON														JUSTIN GREEN																																																																																																																																																																																																																																																																																																																																																																																																																																																																																																																																																																																																																																																																																																																																																																																																																																																																																																																																																																																																																																																														
Date	Opponent	TT	UT	A	S	Yds	QH	Int	Yds	PD	FF	FR	SpT	TT	UT	A	S	Yds	QH	Int	Yds	PD	FF	FR	SpT	TT	UT	A	S	Yds	QH	Int	Yds	PD	FF	FR	SpT																																																																																																																																																																																																																																																																																																																																																																																																																																																																																																																																																																																																																																																																																																																																																																																																																																																																																																																																																																																																																																																					
09/08	at Buffalo	0	0	0																																																																																																																																																																																																																																																																																																																																																																																																																																																																																																																																																																																																																																																																																																																																																																																																																																																																																																																																																																																																																																																																																						
09/12	New York Jets	0	0	0									2																																																																																																																																																																																																																																																																																																																																																																																																																																																																																																																																																																																																																																																																																																																																																																																																																																																																																																																																																																																																																																																																													
09/22	Tampa Bay	0	0	0									1																																																																																																																																																																																																																																																																																																																																																																																																																																																																																																																																																																																																																																																																																																																																																																																																																																																																																																																																																																																																																																																																													
09/29	at Atlanta	0	0	0									1																																																																																																																																																																																																																																																																																																																																																																																																																																																																																																																																																																																																																																																																																																																																																																																																																																																																																																																																																																																																																																																																													
10/06	at Cincinnati	0	0	0									2																																																																																																																																																																																																																																																																																																																																																																																																																																																																																																																																																																																																																																																																																																																																																																																																																																																																																																																																																																																																																																																																													
														Signed to the 53-man roster from the practice squad (10/12/13)																																																																																																																																																																																																																																																																																																																																																																																																																																																																																																																																																																																																																																																																																																																																																																																																																																																																																																																																																																																																																																																																												</



# 2013 GAME-BY-GAME STATISTICS

## DEFENSIVE STATISTICS

Tabulated from Coaching Grades

JEROD MAYO														DEVIN McCOURTY														ROB NINKOVICH													
Date	Opponent	TT	UT	A	S	Yds	QH	Int	Yds	PD	FF	FR	SpT	TT	UT	A	S	Yds	QH	Int	Yds	PD	FF	FR	SpT	TT	UT	A	S	Yds	QH	Int	Yds	PD	FF	FR	SpT				
09/08	at Buffalo	15	12	3										3	2	1										8	5	3													
09/12	New York Jets	10	5											3	2	1										7	6	1									1				
09/22	Tampa Bay	9	5	4	1.0	1.0		1						2	1	1										4	1	3	0.5	1.0											
09/29	at Atlanta	9	6	3										12	10	2										2	1	1									1				
10/06	at Cincinnati	12	7	5	0.5	4.0		1				1		11	9	2										2	1	1	0.5	4.0							1				
10/13	New Orleans	11	8	3										4	3	1										6	4	2													
10/20	at New York Jets	Placed on injured reserve (10/16/13)													7	5	2											7	3	4											
10/27	Miami													5	4	1										4	3	1	1.0	6.0							1				
11/03	Pittsburgh													5	5	0										6	3	3	1.0	6.0							1				
11/18	at Carolina													2	2	0										9	9	0	2.0	7.0											
11/24	Denver													3	2	1										11	6	5													
12/01	at Houston													5	5	0										5	4	1									2				
12/08	Cleveland													4	2	2										10	8	2	1.0	5.0							2				
12/15	at Miami													6	5	1										2	2	0													
12/22	at Baltimore													3	2	1										5	5	0	1.0	5.0											
12/29	Buffalo													Inactive												5	4	1	1.0	4.0											
Regular Season Totals		66	43	23	1.5	5.0		2	0	0	1	0	1	75	59	16	0.0	0.0	0	1	0	8	2	1	2	93	65	28	8.0	38.0		18	0	0	0	2	2	0			
01/11	Indianapolis													0	0	0										1	1	0													
01/19	at Denver													9	9	0										2	2	0													
Postseason Totals		0	0	0	0.0	0.0		0	0	0	0	0	0	9	9	0	0.0	0.0	0	0	0	0	0	1		3	3	0	0.0	0.0		2	0	0	0	0	0				

LOGAN RYAN														SEALVER SILIGA														ISAAC SOPOAGA													
Date	Opponent	TT	UT	A	S	Yds	QH	Int	Yds	PD	FF	FR	SpT	TT	UT	A	S	Yds	QH	Int	Yds	PD	FF	FR	SpT	TT	UT	A	S	Yds	QH	Int	Yds	PD	FF	FR	SpT				
09/08	at Buffalo	0	0	0																																					
09/12	New York Jets	0	0	0																																					
09/22	Tampa Bay	3	2	1																																					
09/29	at Atlanta	3	2	1																																					
10/06	at Cincinnati	3	2	1																																					
10/13	New Orleans	0	0	0																																					
10/20	at New York Jets	4	4	0					1	7	9	1															Acquired in a trade form Philadelphia (10/29/13)														
10/27	Miami	4	4	0	1.5	14.0		1				1														18	10	8													
11/03	Pittsburgh	3	3	0																							0	0	0									1			
11/18	at Carolina	0	0	0																							0	0	0												
11/24	Denver	4	3	1					1	0		1														1	1	1													
12/01	at Houston	3	3	0					1	2		2															1	1	1	1.0	8.0							1			
12/08	Cleveland	5	3	2										4	2	2											0	0	0												
12/15	at Miami	2	1	1										2	2	0	1.0	6.0		1							0	0	0												
12/22	at Baltimore	1	0	1					2	1		3		4	4	0	1.0	7.0		1																					
12/29	Buffalo	6	6	0					1																																
Regular Season Totals		41	33	8	1.5	14.0		2	5	8	2	10	1	21	14	7	3.0	26.0		2	0	0	1	0	0		20	12	8	1.0	11.0		1	0	0	1	0	0			
01/11	Indianapolis	4	4	0										3	1	2																									
01/19	at Denver	8	5	3										5	5	0																									
Postseason Totals		12	9	3	0.0	0.0		0	0	0	0	0	0	8	6	2	0.0	0.0		1	0	0	0	0	0		0	0	0	0.0	0.0		0	0	0	0	0				

BRANDON SPIKES														AQIB TALIB														JOE VELLANO													
Date	Opponent	TT	UT	A	S	Yds	QH	Int	Yds	PD	FF	FR	SpT	TT	UT	A	S	Yds	QH	Int	Yds	PD	FF	FR	SpT	TT	UT	A	S	Yds	QH	Int	Yds	PD	FF	FR	SpT				
09/08	at Buffalo	2	1	1										3	3	0										2	1	1													
09/12	New York Jets	5	4	1										2	1	1										4	2	2													
09/22	Tampa Bay	10	7	3										5	3	2										1	1	1													
09/29	at Atlanta	2	1	1										2	1	1										3	2	1	1.0	3.0							1				
10/06	at Cincinnati	22	12	10					1	3		1														4	2	2													
10/13	New Orleans	8	4	4										0	0	0										6	3	3													
10/20	at New York Jets	17	9	8																						9	8	1													
10/27	Miami	12	7	5																						4	3	1													
11/03	Pittsburgh	6	3	3																						0	0	0													
11/18	at Carolina	8	6	2										5	5	0										3	2	1													
11/24	Denver	14	10	4										4	3	1										2	2	0													
12/01	at Houston	9	5	4										3	3	0										3	1	2									1				
12/08	Cleveland	7	3	4										3	3	0										1	0	1													
12/15	at Miami	2	1	1										2	1	1										1	1	0	1.0	5.0							1				
12/22	at Baltimore	7	4	3										6	4	2											1	1	0												
12/29	Buffalo	3	1	2										4	4	0											4	3	1												
Regular Season Totals		134	78	56	0.0	0.0		0	0	0	0	0	0	40	44	35	9	0.0	0.0	0	0	0	4	12	13	1	00	48	32	16	2.0	18.0		4	0	0	1	0	1		
01/11	Indianapolis	Placed on injured reserve (1/6/14)													4	2	2										5	2	3	1.0	1.0										
01/19	at Denver													1	1	0											0	0	0												
Postseason Totals		0	0	0	0.0	0.0		0	0	0	0	0	0	5	3	2	0.0	0.0	0	0	0	0	0	0	0		5	2	3	1.0	1.0		1	0	0	0	0	0			

# 2013 GAME-BY-GAME STATISTICS

## DEFENSIVE STATISTICS

Tabulated from Coaching Grades

CHRIS WHITE														VINCE WILFORK														TAVON WILSON																		
Date	Opponent	TT	UT	A	S	Yds	QH	Int	Yds	PD	FF	FR	SpT	TT	UT	A	S	Yds	QH	Int	Yds	PD	FF	FR	SpT	TT	UT	A	S	Yds	QH	Int	Yds	PD	FF	FR	SpT									
09/08	at Buffalo	0	0	0									1	4	2	2										0	0	0																		
09/12	New York Jets	0	0	0										3	2	1			1							0	0	0																		
09/22	Tampa Bay	0	0	0									1	3	2	1										0	0	0																		
09/29	at Atlanta	0	0	0										0	0	0										0	0	0																		
10/06	at Cincinnati	0	0	0										Placed on Injured Reserve (10/3/13)																																
10/13	New Orleans	0	0	0									1																											Inactive						
10/20	at New York Jets	0	0	0																																				Inactive						
10/27	Miami	0	0	0									1													0	0	0													Inactive					
11/03	Pittsburgh	0	0	0									2													0	0	0																		
11/18	at Carolina	0	0	0									1													0	0	0													2					
11/24	Denver	0	0	0									1													0	0	0																		
12/01	at Houston	0	0	0																						0	0	0																		
12/08	Cleveland	0	0	0																						0	0	0																		
12/15	at Miami	0	0	0									1													0	0	0													1					
12/22	at Baltimore	1	1	0																						2	1	1																		
12/29	Buffalo	0	0	0																						0	0	0																		
Regular Season Totals		1	1	0	0.00	0	0	0	0	0	0	0	9	10	6	4	0.00	0	1	0	0	0	0	0	0	2	1	1	0.00	0	1	74	1	0	0	3										
01/11	Indianapolis	0	0	0																						0	0	0																		
01/19	at Denver	0	0	0																						0	0	0																		
Postseason Totals		0	0	0	0.00	0	0	0	0	0	0	0	0	0	0	0	0.00	0	0	0	0	0	0	0	0	0	0	0	0.00	0	0	0	0	0	0	0	0	0	0							

### MISC. OFFENSIVE STATS:

	Tkl	Ast	FF	FR
LeGarrette Blount	1	0	0	0
Marcus Cannon	1	0	0	0
Josh Boyce	1	0	0	0
Aaron Dobson	1	0	0	0
Rob Gronkowski	1	0	0	0
Logan Mankins	1	0	0	0
Nate Solder	2	0	0	0
Zach Sudfeld	1	0	0	0
Sebastian Vollmer	1	0	0	0
Ryan Wendell	1	0	0	0
Regular Season Totals	11	0	0	0

# 2013 GAME-BY-GAME STATISTICS

## ADDITIONAL SPECIAL TEAMS TACKLES

Date	Opp.	Aiken TT-S-A	Allen TT-S-A	Bolden TT-S-A	Davis TT-S-A	Gostkowski TT-S-A	Slater TT-S-A
09/08 at BUF		0-0-0	0-0-0	Inactive		0-0-0	0-0-0
09/12 NYJ		0-0-0	0-0-0	Inactive		0-0-0	2-1-1
09/22 TB		0-0-0	0-0-0	0-0-0		0-0-0	Inactive
09/29 at ATL		0-0-0	0-0-0	0-0-0	0-0-0	0-0-0	Inactive
10/06 at CIN		1-1-0	0-0-0	0-0-0	1-1-0	0-0-0	Inactive
10/13 NO		0-0-0	0-0-0	0-0-0	Released 10/7/13	0-0-0	Inactive
10/20 at NYJ		2-2-0	0-0-0	1-1-0		0-0-0	1-1-0
10/27 MIA		0-0-0	0-0-0	0-0-0		0-0-0	0-0-0
11/03 PIT		0-0-0	0-0-0	0-0-0		0-0-0	2-2-0
11/18 at CAR		0-0-0	0-0-0	0-0-0		0-0-0	0-0-0
11/24 DEN		1-1-0	0-0-0	0-0-0		0-0-0	2-2-0
12/01 at HOU		0-0-0	0-0-0	0-0-0		1-1-0	0-0-0
12/08 CLE		0-0-0	0-0-0	Inactive		0-0-0	1-0-1
12/15 at MIA		1-0-1	0-0-0	0-0-0		0-0-0	2-2-0
12/22 at BAL		0-0-0	1-1-0	1-0-1		0-0-0	3-2-1
12/29 BUF		0-0-0	0-0-0	1-0-0	0-0-0	0-0-0	1-1-0
<b>2013 Totals</b>		<b>5-4-1</b>	<b>1-1-0</b>	<b>3-1-2</b>	<b>1-1-0</b>	<b>1-1-0</b>	<b>14-11-3</b>
01/11 IND		0-0-0	0-0-0	0-0-0	1-1-0	0-0-0	2-1-1
01/19 at DEN		0-0-0	0-0-0	0-0-0	0-0-0	0-0-0	0-0-0
<b>2013 Postseason</b>		<b>0-0-0</b>	<b>0-0-0</b>	<b>0-0-0</b>	<b>1-1-0</b>	<b>0-0-0</b>	<b>2-1-1</b>

## 2013 KICKING TOTALS

2013 KICKING TOTALS STEPHEN GOSTKOWSKI										2013 PUNTING TOTALS RYAN ALLEN									
Date	Opponent	XP-XPA	XP Pct.	FG-FGA	Blk	FG Pct.	Pts.	No.	Yds	Avg	Net	TB	In 20	Lg	B				
09/08 at Buffalo		2-2	100%	3-3	0	100%	11	6	236	39.3	36.0	1	3	65	0				
09/12 New York Jets		1-1	100%	2-3	0	67%	7	11	514	46.7	42.5	2	4	60	0				
09/22 Tampa Bay		2-2	100%	3-3	0	100%	11	3	128	42.7	38.7	0	1	47	0				
09/29 at Atlanta		3-3	100%	3-3	0	100%	12	2	110	55.0	42.0	1	0	56	0				
10/06 at Cincinnati		0-0	N/A	2-2	0	100%	6	8	353	44.1	42.0	0	5	53	0				
10/13 New Orleans		3-3	100%	3-3	0	100%	12	4	210	52.5	47.5	0	1	56	0				
10/20 at New York Jets		3-3	100%	2-2	0	100%	9	8	404	50.5	37.5	3	1	62	0				
10/27 Miami		3-3	100%	2-2	0	100%	9	5	217	43.4	37.8	0	1	51	0				
11/03 Pittsburgh		7-7	100%	2-2	0	100%	13	2	101	50.5	28.5	1	0	54	0				
11/18 at Carolina		2-2	100%	2-2	0	100%	8	1	34	34.0	34.0	0	1	34	0				
11/24 Denver		4-4	100%	2-2	0	100%	10	6	267	44.5	39.0	1	2	52	0				
12/01 at Houston		4-4	100%	2-3	0	67%	10	3	132	44.0	35.3	1	1	51	0				
12/08 Cleveland		1-1	100%	2-2	0	100%	7	5	200	40.0	40.2	0	3	53	0				
12/15 at Miami		2-2	100%	2-3	0	67%	8	3	146	48.7	45.7	0	1	57	0				
12/22 at Baltimore		5-5	100%	2-2	0	100%	11	7	334	47.7	39.7	1	4	60	0				
12/29 Buffalo		2-2	100%	4-4	0	100%	14	2	105	52.5	42.5	1	1	53	0				
<b>Regular Season Totals</b>		<b>44-44</b>	<b>100%</b>	<b>38-41</b>	<b>0</b>	<b>92.7%</b>	<b>158</b>	<b>76</b>	<b>3491</b>	<b>45.9</b>	<b>39.9</b>	<b>12</b>	<b>29</b>	<b>65</b>	<b>0</b>				
01/11 Indianapolis		6-6	100%	0-0	0	N/A	6	1	55	55.0	56.0	0	0	55	0				
01/19 at Denver		1-1	100%	1-1	0	100%	4	3	147	49.0	49.0	0	3	60	0				
<b>Postseason Totals</b>		<b>7-7</b>	<b>100%</b>	<b>1-1</b>	<b>0</b>	<b>100%</b>	<b>10</b>	<b>4</b>	<b>202</b>	<b>50.5</b>	<b>50.8</b>	<b>0</b>	<b>3</b>	<b>60</b>	<b>0</b>				

### Miscellaneous Punts:

T. Brady - 1 punt for 32 YDS (12/29/13 vs. Buffalo); S. Gostkowski - 3 for 209 YDS vs. Indianapolis (11/14/14), 41.8 AVG, 36.6 NET, 1 TB, 2 IN 20, 53 LG.

## KICK RETURNS

LEGARRETTE BLOUNT							JOSH BOYCE						
Date	Opp.	KR	Yds	Avg	LG	TD	KR	Yds	Avg	LG	TD		
09/09 at TEN		2	35	17.5	22	0	0	0	0.0	0	0		
09/16 ARZ		1	25	25.0	25	0	0	0	0.0	0	0		
09/23 at BAL		1	24	24.0	24	0	0	0	0.0	0	0		
09/30 at BUF		0	0	0.0	0	0	0	0	0.0	0	0		
10/07 DEN		0	0	0.0	0	0	0	0	0.0	0	0		
10/14 at SEA		2	51	25.5	29	0	Inactive						
10/21 NYJ		4	96	24.0	28	0	Inactive						
10/28 at STL		2	46	23.0	30	0	Inactive						
11/11 at BUF		3	72	24.0	28	0	Inactive						
11/18 IND		0	0	0.0	0	0	0	0	0.0	0	0		
11/22 at NYJ		0	0	0.0	0	0	0	0	0.0	0	0		
12/02 MIA		0	0	0.0	0	0	6	149	24.8	41	0		
12/10 HOU		0	0	0.0	0	0	2	46	23.0	28	0		
12/16 SF		0	0	0.0	0	0	1	19	19.0	19	0		
12/23 at JAX		0	0	0.0	0	0	Inactive						
12/30 MIA		2	145	72.5	83	0	Inactive						
2013 Totals		17	494	29.1	83	0	9	214	23.8	41	0		
01/11 IND		2	37	18.5	22	0	Placed on I.R. (1/2/14)						
01/19 at DEN		0	0	0.0	0	0							
2013 Postseason		2	37	18.5	22	0	0	0	0.0	0	0		

## PUNT RETURNS

JULIAN EDELMAN								DANNY AMENDOLA							
PR	FC	Yds	Avg	LG	TD			PR	FC	Yds	Avg	LG	TD		
3	2	32	10.7	16	0			0	0	0	0.0				
6	1	72	12.0	17	0					Inactive					
2	1	29	14.5	16	0					Inactive					
0	1	0	0.0	0	0					Inactive					
4	1	43	10.8	24	0			0	0	0	0.0	0	0		
3	2	9	3.0	12	0			0	0	0	0.0	0	0		
3	1	58	19.3	38	0					Inactive					
3	1	13	4.3	7	0			0	0	0	0.0	0	0		
2	1	43	21.5	43	0			0	0	0	0.0	0	0		
0	1	0	0.0	0	0			1	0	13	13.0	13	0		
3	4	39	13.0	20	0			0	0	0	0.0	0	0		
1	1	11	11.0	11	0			0	0	0	0.0	0	0		
2	3	7	3.5	8	0			0	0	0	0.0	0	0		
0	1	0	0.0	0	0			0	0	0	0.0	0	0		
1	1	11	11.0	11	0			0	0	0	0.0	0	0		
2	1	7	3.5	7	0			0	0	0	0.0	0	0		
35	23	374	10.7	43	0			1	0	13	13.0	13	0		
5	0	36	7.2	15	0			0	0	0	0.0	0	0		
0	0	0	0.0	0	0			0	0	0	0.0	0	0		
5	0	36	7.2	15	0			0	0	0	0.0	0	0		

# 2013 HONORS AND AWARDS

## RB LEGARRETTE BLOUNT

- AFC Offensive Player of the Week (Wk. 17 vs. Buffalo)

## QB TOM BRADY

- AFC Offensive Player of the Week (Wk. 12 vs. Denver)
- Pro Bowl

## WR JULIAN EDELMAN

- *USA TODAY's* All-Joe Team

## K STEPHEN GOSTKOWSKI

- AFC Special Teams Player of the Month (October)
- Pro Bowl

## DE CHANDLER JONES

- AFC Defensive Player of the Month (November)

## G LOGAN MANKINS

- Pro Bowl
- Associated Press All Pro: Second Team
- PFWA All-AFC Team

## S DEVIN McCOURTY

- Associated Press All Pro: Second Team

## DE ROB NINKOVICH

- *USA TODAY's* All-Joe Team

## WR MATTHEW SLATER

- Pro Bowl (special teams)
- *Pro Football Weekly* All-NFL Team

## CB AQIB TALIB

- Pro Bowl
- Associated Press All Pro: Second Team

## 2014 PRO BOWL

Five members of the New England Patriots have been selected to the NFL Pro Bowl squad. Quarterback Tom Brady, K, Stephen Gostkowski, G Logan Mankins, WR Matthew Slater (special teams) and CB Aqib Talib have been selected to represent the New England Patriots and the AFC in the 2014 Pro Bowl on Jan. 26, 2013 at Aloha Stadium in Hawaii.

It is the ninth Pro Bowl selection for Brady (2001, 2004, 2005, 2007, 2009, 2010, 2011, 2012 and 2013) and sixth for Mankins (2007, 2009, 2010, 2011, 2012 and 2013).

Slater earned his third straight Pro Bowl invitation while Gostkowski was invited for the second time and Talib earned a Pro Bowl berth for the first time in his career.

# 2013 TELEVISION RATINGS

## PATRIOTS 2013 RATINGS IN BOSTON TV MARKET

Date	Opp.	Net.	Boston TV	HH Rat.	HH Share
Sept. 8	at BUF	CBS	(WBZ)	30.8	63
Sept. 12	NYJ	NFL Net.	(WCVB)	34.2	59
Sept. 22	TB	FOX	(WFXR)	30.3	59
Sept. 29	at ATL	NBC	(WHDH)	34.5	56
Oct. 6	at CIN	CBS	(WBZ)	34.3	62
Oct. 13	NO	FOX	(WFXR)	35.1	62
Oct. 20	at NYJ	CBS	(WBZ)	32.4	65
Oct. 27	MIA	CBS	(WBZ)	31.4	63
Nov. 3	PIT	CBS	(WBZ)	40.3	62
Nov. 18	at CAR	ESPN	(WCVB)	36.4	56
Nov. 24	DEN	NBC	(WHDH)	37.3	59
Dec. 1	at HOU	CBS	(WBZ)	33.9	63
Dec. 8	CLE	CBS	(WBZ)	34.1	62
Dec. 15	at MIA	CBS	(WBZ)	35.7	59
Dec. 22	at BAL	CBS	(WBZ)	35.9	60
Dec. 29	BUF	CBS	(WBZ)	36.7	60
AVERAGE				34.6	61

\*Each ratings point represents one percent of the 2.4 million homes in the Boston TV market. Share represents the percentage of televisions that are tuned in to a program as a proportion of all of the televisions that are turned on at a given time.

# 2013 PLAYER PARTICIPATION CHART

2013 SEASON

	GP/GS/DNP/INA	09/08 at Buffalo	09/12 New York Jets	09/22 Tampa Bay	09/29 at Atlanta	10/06 at Cincinnati	10/13 New Orleans	10/20 at New York Jets	10/27 Miami	11/03 Pittsburgh	11/18 at Carolina	11/24 Denver	12/01 at Houston	12/08 Cleveland	12/15 at Miami	12/22 at Baltimore	12/29 Buffalo	1/11 Indianapolis	1/19 at Denver
Aiken, Danny	16/0/0/0	sub	sub	sub	sub	sub	sub	sub	sub	sub	sub	sub	sub	sub	sub	sub	sub	sub	sub
Allen, Ryan	16/0/0/0	sub	sub	sub	sub	sub	sub	sub	sub	sub	sub	sub	sub	sub	sub	sub	sub	sub	sub
Amendola, Danny	12/6/0/0	WR	X	X	X	sub	WR	X	WR	WR	WR	WR	sub	sub	WR	sub	sub	sub	WR
Arrington, Kyle	16/12/0/0	DB	DB	RCB	DB	sub	DB	DB	LCB	LCB	RCB	RCB	DB	sub	DB	sub	sub	sub	DB
Barker, Chris	5/0/2/10	dnp	X	X	X	X	X	X	X	X	X	X	X	sub	X	sub	X	X	X
Beauharnais, Steve	2/0/2/12	dnp	X	X	X	X	dnp	sub	X	X	X	X	X	X	X	X	X	X	X
Bequette, Jake	5/0/1/10	sub	dnp	sub	X	sub	sub	sub	X	X	X	X	X	X	X	X	X	X	X
Blount, LeGarrette	16/7/0/0	sub	sub	sub	sub	RB	RB	sub	sub	sub	sub	sub	sub	RB	RB	RB	RB	sub	sub
Bolden, Brandon	12/2/0/4	X	X	RB	sub	sub	sub	RB	sub	sub	sub	sub	sub	sub	X	sub	sub	sub	sub
Boyce, Josh	9/3/0/7	sub	sub	WR	sub	sub	X	X	X	X	sub	X	sub	WR	WR	X	X	X	X
Brady, Tom	16/16/0/0	QB	QB	QB	QB	QB	QB	QB	QB	QB	QB	QB	QB	QB	QB	QB	QB	QB	QB
Buchanan, Michael	15/0/0/1	sub	sub	sub	sub	sub	sub	sub	sub	RT	RT	sub	sub	sub	X	RT	sub	sub	sub
Cannon, Marcus	14/6/0/2	sub	sub	sub	sub	sub	sub	sub	sub	RT	RT	sub	sub	sub	X	RT	RT	RT	RT
Carter, Andre	9/0/0/0																		
Cole, Marquice	13/0/0/0	sub	sub	sub			sub	sub	sub	sub	sub	sub	sub	sub	sub	sub	sub	sub	sub
Collie, Austin	7/1/0/1					X	sub	sub	WR	sub									
Collins, Jamie	16/8/0/0	sub	sub	sub	sub		sub	sub	sub	sub									
Connolly, Dan	16/16/0/0	RG	RG	sub	RG	sub	RG	RG	LB	RG	sub	sub	LB	RG	LB	LB	LB	LB	RG
Davis, Ja'Gared	1/0/0/0					PS	sub												
Davis, Kanorris	3/0/0/0					sub	sub												
Dennard, Alfonzo	13/9/0/3	RCB	RCB	sub	RCB	RCB	RCB	RCB	RCB	X	sub	sub	X	sub	sub	sub	sub	sub	RCB
Develin, James	16/6/0/0	FB	FB	sub	FB	FB	sub	sub	sub	sub	sub	sub	sub	sub	sub	sub	sub	sub	sub
Dobson, Aaron	12/9/0/4	X	sub	WR	sub	sub	WR	WR	WR	WR	WR	WR	X	X	X	WR	WR	X	sub
Ebner, Nate	15/0/0/1	X	sub	sub	sub	sub	sub	sub	sub	sub	sub	sub	sub	sub	sub	sub	sub	sub	sub
Edelman, Julian	16/11/0/0	sub	WR	WR	WR	WR	sub	WR	sub	sub	sub	sub	WR	WR	WR	WR	WR	WR	WR
Fletcher, Dane	15/1/0/1	sub	sub	sub	sub	sub	sub	sub	sub	sub	sub	sub	sub	sub	sub	sub	sub	sub	sub
Forston, Marcus	3/0/2/1					PS													
Gostkowski, Stephen	16/0/0/0	sub	sub	sub	sub	sub	sub	sub	sub	sub	sub	sub	dnp	dnp	X	sub	sub	sub	sub
Green, Justin	2/0/0/0					PS													
Gregory, Steve	14/11/0/2	S	S	S	S	S	sub	sub	S	S	X	X	sub	sub	sub	S	S	S	S
Gronkowski, Rob	7/6/0/6	X	X	X	X	X	X	TE	sub	TE	TE	TE	TE	TE					
Harmon, Duron	15/3/0/1	X	sub	sub	sub	sub	sub	sub	sub	sub	sub	sub	sub	sub	sub	sub	sub	sub	sub
Hightower, Dont'a	16/14/0/0	sub	LB	LB	LB	sub	sub	sub	sub	sub	sub	sub	sub	sub	sub	sub	sub	sub	sub
Homannavani, Michael	13/10/0/3	TE	TE	sub	TE	TE	sub	TE	TE	TE	TE	TE	X	X	X	TE	TE	TE	TE
Jones, Chandler	16/16/0/0	RE	RE	RE	RE	RE	RE	RE	RE	RE	RE	RE	RE	RE	RE	RE	RE	RE	RE
Jones, Chris	13/11/0/2		X	X	sub	sub	sub	sub	sub	sub	sub	sub	sub	sub	sub	sub	sub	sub	sub
Kelly, Tommy	5/5/0/3	DT	DT	DT	DT	DT	X	X											
Kline, Josh	8/1/2/0	dnp																	
Mallett, Ryan	0/0/16/0	dnp	dnp	dnp	dnp	dnp	dnp	dnp	dnp	dnp	dnp	dnp	dnp	dnp	dnp	dnp	dnp	dnp	dnp
Mankins, Logan	16/16/0/0	LG	LG	LG	LG	LG	LG	LG	LG	LG	LG	LG	LG	LG	LG	LG	LG	LG	LG
Mayo, Jerod	6/6/0/0	LB	LB	LB	LB	LB	LB												
McCourt, Devin	15/15/0/1	S	S	S	S	S	S	S	S	S	S	S	S	S	S	S	S	S	S
Mulligan, Matthew	15/4/0/0		sub	sub	sub	sub	sub	sub	sub	sub	sub	sub	sub	sub	sub	sub	sub	sub	sub
Neblett, Andre	1/0/0/0																		
Ninkovich, Rob	16/16/0/0	LE	LE	LE	LE	LE	LE	LE	LE	LE	LE	LE	LE	LE	LE	LE	LE	LE	LE
Ridley, Stevan	14/6/0/2	RB	RB	sub	RB	X	sub	sub	RB	RB	RB	RB	X	sub	sub	sub	sub	sub	sub
Ryan, Logan	16/6/0/0	sub	sub	sub	sub	sub	S	LCB	sub	sub	sub	sub	sub	sub	sub	sub	sub	sub	sub
Siliga, Sealever	5/4/0/0																		
Slater, Matthew	12/0/0/4	sub	sub	X	X	X	X	sub	sub	sub	sub	sub	sub	sub	sub	sub	sub	sub	sub
Solder, Nate	15/15/0/1	LT	LT	LT	LT	LT	LT	LT	LT	LT	LT	LT	LT	LT	LT	X	LT	LT	LT
Sopoaga, Isaac	6/2/0/2																		
Spikes, Brandon	16/11/0/0	LB	sub	LB	sub	LB	LB	LB	LB	LB	LB	sub	sub	sub	sub	sub	sub	sub	sub
Sudfeld, Zach	3/0/0/1	sub	X	sub	sub														
Switek, Will	13/2/0/3	X	X	X	sub	sub	sub	sub	sub	sub	sub	sub	sub	sub	sub	sub	sub	sub	sub
Talib, Aqib	13/13/0/3	LCB	LCB	LCB	LCB	LCB	LCB	X	X	X	LCB	LCB	LCB	LCB	LCB	LCB	LCB	LCB	LCB
Thompkins, Kenbrell	12/8/0/4	WR	WR	WR	WR	WR	WR	WR	sub	X	sub	sub	WR	X	X	X	sub	sub	X
Vellano, Joe	16/8/0/0	sub	sub	sub	sub	DT	DT	DT	DT	DT	LE	sub	sub	sub	sub	sub	sub	sub	sub
Vereen, Shane	8/1/0/0																		
Vollmer, Sebastian	8/8/0/0	RT	RT	RT	RT	RT	RT	RT	RT										
Washington, Leon	2/0/0/8	X	C	X	X	sub	X	X	X	X	X								
Wendell, Ryan	16/16/0/0	C	C	C	C	C	C	C	C	C	C	C	C	C	C	C	C	C	C
White, Chris	16/0/0/0	sub	sub	sub	sub	sub	sub	sub	sub	sub	sub	sub	sub	sub	sub	sub	sub	sub	sub
Wilfork, Vince	4/4/0/0	DT	DT	DT	DT														
Williams, D. J.	2/0/0/2																		
Wilson, Tavon	13/0/0/3	sub	sub	sub	sub	X	X	X	sub	sub	sub	sub	sub	sub	X	X	sub	X	X

X - inactive / CAPS - starters / sub - played / dnp - did not play / PS - Practice Squad

KEY:

Not on Active Roster



# 2013 TRANSACTIONS

## JANUARY, 2013

1/24/2013	Benard, Marcus	Signed a future contract
1/24/2013	Devellin, James	Signed a future contract
1/24/2013	Ebert, Jeremy	Signed a future contract
1/24/2013	Holmes, Andre	Signed a future contract
1/24/2013	Kafka, Mike	Signed a future contract
1/24/2013	Robertson, Tracy	Signed a future contract
1/24/2013	Tarpinian, Jeff	Signed a future contract

## FEBRUARY, 2013

2/1/2013	Armstead, Armond	Signed
2/19/2013	Vega, Jason	Signed

## MARCH, 2013

3/4/2013	Hix, Kyle	Released
3/4/2013	Larsen, Spencer	Released
3/14/2013	Amendola, Danny	Signed
3/14/2013	Washington, Leon	Signed
3/15/2013	Jones, Donald	Signed
3/16/2013	Arrington, Kyle	Re-signed
3/16/2013	Talib, Aqib	Re-signed
3/16/2013	Wilson, Adrian	Signed
3/16/2013	Lloyd, Brandon	Released
3/18/2013	Slvtek, Will	Signed
3/18/2013	Fiammetta, Tony	Reinstated to the 53-man roster
3/20/2013	Cole, Marquise	Re-signed
3/20/2013	Koutouvides, Niko	Re-signed
3/26/2013	Vollmer, Sebastian	Re-signed
3/28/2013	Jenkins, Michael	Signed
3/28/2013	White, Shun	Released from Military/Reserve

## APRIL, 2013

4/10/2013	Kelly, Tommy	Signed
4/11/2013	Edelman, Julian	Re-signed
4/15/2013	Hoomanawanui, M.	Re-signed
4/18/2013	Pryor, Myron	Released
4/26/2013	Collins, Jamie	Drafted
4/26/2013	Dobson, Aaron	Drafted
4/26/2013	Ryan, Logan	Drafted
4/26/2013	Harmon, Duron	Drafted
4/27/2013	Boyce, Josh	Drafted
4/27/2013	Buchanan, Michael	Drafted
4/27/2013	Beauharnais, Steve	Drafted
4/27/2013	Blount, LeGarrette	Acquired via trade (TB)
4/27/2013	Demps, Jeff	Traded to Tampa Bay
4/29/2013	Ebert, Jeremy	Released
4/29/2013	Fiammetta, Tony	Released
4/29/2013	Herman, Brad	Released
4/29/2013	Robertson, Tracy	Released
4/29/2013	Williams, Malcolm	Released

## MAY, 2013

5/3/2013	Allen, Ryan	Signed
5/3/2013	Bartholomew, Ben	Signed
5/3/2013	Cherrington, Dewayne	Signed
5/3/2013	Davis, Kanorris	Signed
5/3/2013	Fisher, Elvis	Signed
5/3/2013	Ford, Brandon	Signed
5/3/2013	Grissom, Cory	Signed
5/3/2013	Hines, Quentin	Signed
5/3/2013	Jones, Brandon	Signed
5/3/2013	Kline, Josh	Signed
5/3/2013	McDonald, Chris	Signed
5/3/2013	Moe, TJ	Signed
5/3/2013	Morris, Stephen	Signed
5/3/2013	Sluss, Ian	Signed
5/3/2013	Stankiewicz, Matt	Signed
5/3/2013	Sudfeld, Zach	Signed
5/3/2013	Thompkins, Kenbrell	Signed
5/3/2013	Vellano, Joe	Signed
5/3/2013	Zupancic, Mike	Signed
5/6/2013	Hines, Quentin	Released
5/6/2013	Sluss, Ian	Released
5/7/2013	Shavers, Akeem	Claimed off Waivers (TB)
5/9/2013	Hawkins, Lavelle	Signed
5/13/2013	Green, Tyronne	Signed
5/13/2013	Mattes, R.J.	Signed
5/13/2013	Deaderick, Brandon	Released

5/13/2013	Holmes, Andre	Released
5/14/2013	Harmon, Duron	Signed/Draft Choice
5/15/2013	Love, Kyle	Released
5/16/2013	Ryan, Logan	Signed/Draft Choice
5/17/2013	Collins, Jamie	Signed/Draft Choice
5/17/2013	Beauharnais, Steve	Signed/Draft Choice
5/20/2013	Harrison, Mark	Signed
5/20/2013	Ruffer, David	Signed
5/22/2013	Haslam, Kevin	Claimed off Waivers (SD)
5/22/2013	Mattes, R.J.	Released
5/28/2013	Boyce, Josh	Signed/Draft Choice
5/28/2013	Buchanan, Michael	Signed/Draft Choice
5/31/2013	Green, Tyronne	Released
5/31/2013	Moe, TJ	Released

## JUNE, 2013

6/3/2013	Mattes, R.J.	Signed
6/3/2013	Moe, TJ	Placed on Reserve/Injured
6/5/2013	Shavers, Akeem	Released
6/6/2013	Edds, A.J.	Signed
6/10/2013	Cherrington, Dewayne	Released
6/10/2013	Kafka, Mike	Released
6/11/2013	Tebow, Tim	Signed
6/14/2013	Ruffer, David	Released
6/17/2013	Winn, George	Signed
6/20/2013	Dobson, Aaron	Signed/Draft Choice
6/26/2013	Hernandez, Aaron	Released

## JULY, 2013

7/19/2013	Jones, Donald	Released
7/19/2013	Ashford, Perez	Signed
7/19/2013	Sims, Quentin	Signed
7/21/2013	Green, Justin	Signed
7/22/2013	White, Anthony Rashad	Signed
7/25/2013	Stankiewicz, Matt	Released
7/25/2013	Green, Tyronne	Signed
7/31/2013	Ashford, Perez	Released
7/31/2013	Hawkins, Lavelle	Released
7/31/2013	McDonald, Nick	Released

## AUGUST, 2013

8/1/2013	Chappelear, Tarvis	Signed
8/1/2013	Haggerty, Johnathan	Signed
8/1/2013	Tuinei, Lavasier	Signed
8/1/2013	Vallone, Scott	Signed
8/1/2013	Morris, Stephen	Released
8/2/2013	Patterson, Luke	Signed
8/2/2013	Schwab, Brice	Signed
8/2/2013	Chappelear, Tarvis	Released
8/2/2013	Zupancic, Mike	Released
8/3/2013	Fisher, Elvis	Released
8/3/2013	Tuinei, Lavasier	Released
8/5/2013	Stankiewicz, Matt	Signed
8/5/2013	Zupancic, Mike	Signed
8/12/2013	Lewis, LeQuan	Signed
8/12/2013	Ford, Brandon	Released
8/13/2013	Landi, Evan	Signed
8/13/2013	Vega, Jason	Released
8/15/2013	Green, Tyronne	Placed on Reserve/Injured
8/15/2013	Haslam, Kevin	Released
8/15/2013	Jenkins, Michael	Released
8/19/2013	Edds, A.J.	Released
8/19/2013	Mattes, R.J.	Released
8/19/2013	Vallone, Scott	Released
8/26/2013	Morris, Stephen	Signed
8/26/2013	Vallone, Scott	Signed
8/26/2013	Grissom, Cory	Placed on Reserve/Injured
8/26/2013	Zusevics, Markus	Placed on Reserve/Injured
8/26/2013	Armstead, Armond	Placed on Reserve/NFI List
8/26/2013	Harrison, Mark	Placed on Reserve/NFI List
8/26/2013	Aiken, Kamar	Released
8/26/2013	Jones, Brandon	Released
8/26/2013	Koutouvides, Niko	Released
8/26/2013	Lewis, LeQuan	Released
8/26/2013	Zupancic, Mike	Released
8/27/2013	Landi, Evan	Released
8/27/2013	White, Anthony Rashad	Released
8/28/2013	Peña, Gilbert	Claimed off Waivers (GB)
8/28/2013	Schwab, Brice	Released
8/28/2013	Davis, Ja'Gared	Claimed off Waivers (HOU)

# 2013 TRANSACTIONS CONTINUED

8/28/2013	Dowling, Ras-I	Released
8/30/2013	Bartholomew, Ben	Released
8/30/2013	Ballard, Jake	Released
8/30/2013	Benard, Marcus	Released
8/30/2013	Fells, Daniel	Released
8/30/2013	Haggerty, Johnathan	Released
8/30/2013	Patterson, Luke	Released
8/30/2013	Peña, Gilbert	Released
8/30/2013	Rivera, Mike	Released
8/30/2013	Stankiewicz, Matt	Released
8/30/2013	Vallone, Scott	Released
8/31/2013	Wilson, Adrian	Placed on Reserve/Injured
8/31/2013	Cunningham, Jermaine	Released
8/31/2013	Davis, Ja'Gared	Released
8/31/2013	Davis, Kanorris	Released
8/31/2013	Forston, Marcus	Released
8/31/2013	Francis, Justin	Released
8/31/2013	Green, Justin	Released
8/31/2013	McDonald, Chris	Released
8/31/2013	Mesko, Zoltan	Released
8/31/2013	Morris, Stephon	Released
8/31/2013	Sims, Quentin	Released
8/31/2013	Tarpinian, Jeff	Released
8/31/2013	Tebow, Tim	Released
8/31/2013	Winn, George	Released

## SEPTEMBER, 2013

9/1/2013	Barker, Chris	Claimed off Waivers (MIA)
9/1/2013	Cave, Braxton	Claimed off Waivers (CLE)
9/1/2013	Francis, A.J.	Claimed off Waivers (MIA)
9/1/2013	White, Chris	Claimed off Waivers (DET)
9/1/2013	Cole, Marquice	Released
9/1/2013	Washington, Leon	Released
9/1/2013	Davis, Kanorris	Signed to the practice squad
9/1/2013	Davis Ja'Gared	Signed to the practice squad
9/1/2013	Forston, Marcus	Signed to the practice squad
9/1/2013	Green, Justin	Signed to the practice squad
9/1/2013	Tarpinian, Jeff	Signed to the practice squad
9/2/2013	Cole, Marquice	Signed
9/2/2013	Kline, Josh	Released
9/2/2013	Sims, Quentin	Signed to the practice squad
9/2/2013	Develin, James	Released
9/3/2013	Mulligan, Matthew	Signed
9/3/2013	Devey, Jordan	Signed to the practice squad
9/3/2013	Dill, R.J.	Signed to the practice squad
9/4/2013	Kline, Josh	Signed to the practice squad
9/4/2013	Tarpinian, Jeff	Released from the practice squad
9/5/2013	Cave, Braxton	Released
9/5/2013	Mulligan, Matthew	Released
9/6/2013	Develin, James	Signed
9/7/2013	Kline, Josh	Signed from the practice squad
9/7/2013	Washington, Leon	Signed
9/7/2013	Cave, Braxton	Signed to the practice squad
9/7/2013	Francis, A.J.	Released
9/10/2013	Vereen, Shane	Placed on Reserve/Injured (designated to return)
9/10/2013	Mulligan, Matthew	Signed
9/10/2013	Francis, A.J.	Signed to the practice squad
9/10/2013	Sims, Quentin	Released from the practice squad
9/11/2013	Jones, Chris	Claimed iff Waivers (TB)
9/11/2013	Kline, Josh	Released
9/13/2013	Kline, Josh	Signed to the practice squad
9/13/2013	Dill, R.J.	Released from the practice squad
9/27/2013	Cole, Marquice	Released
9/28/2013	Davis, Kanorris	Signed from the practice squad
9/30/2013	Davis, Kanorris	Released

## OCTOBER, 2013

10/1/2013	Cole, Marquice	Signed
10/2/2013	Davis, Kanorris	Signed to the practice squad
10/3/2013	Wilfork, Vince	Placed on Reserve/Injured
10/3/2013	Collie, Austin	Signed
10/3/2013	Sudfeld, Zach	Released
10/4/2013	Cole, Marquice	Released
10/5/2013	Davis, Ja'Gared	Signed from the practice squad
10/5/2013	Davis, Kanorris	Signed from the practice squad
10/7/2013	Cole, Marquice	Signed
10/7/2013	Davis, Ja'Gared	Released
10/7/2013	Davis, Kanorris	Released
10/9/2013	Neblett, Andre	Signed
10/9/2013	Davis, Ja'Gared	Signed to the practice squad
10/9/2013	Davis, Kanorris	Signed to the practice squad
10/12/2013	Forston, Marcus	Signed from the practice squad
10/12/2013	Neblett, Andre	Released
10/16/2013	Neblett, Andre	Signed
10/16/2013	Howard, Travis	Signed to the practice squad
10/16/2013	Mayo, Jerod	Placed on Reserve/Injured
10/21/2013	Neblett, Andre	Released
10/23/2013	Carter, Andre	Signed
10/23/2013	Siliga, Seaver	Signed to the practice squad
10/23/2013	Howard, Travis	Released from the practice squad
10/29/2013	Sopoga, Isaac	Acquired via Trade (PHI)
10/29/2013	Vollmer, Sebastian	Placed on Reserve/Injured

## NOVEMBER, 2013

11/2/2013	Kelly, Tommy	Placed on Reserve/Injured
11/2/2013	Kline, Josh	Signed from the practice squad
11/5/2013	Williams, LaQuan	Signed
11/5/2013	Wood, Cierre	Signed to the practice squad
11/5/2013	Collie, Austin	Released
11/15/2013	Williams, LaQuan	Released
11/18/2013	Vereen, Shane	Activated to the 53-man Roster
11/23/2013	Green, Justin	Signed from the practice squad
11/23/2013	Washington, Leon	Released
11/26/2013	Forston, Marcus	Released
11/26/2013	Green, Justin	Released
11/27/2013	Siliga, Seaver	Signed from the practice squad
11/27/2013	Williams, D.J.	Signed
11/27/2013	Ford, Patrick	Signed to the practice squad
11/28/2013	Green, Justin	Signed to the practice squad
11/28/2013	Forston, Marcus	Signed to the practice squad

## DECEMBER, 2013

12/2/2013	Dill, R.J.	Signed to the practice squad
12/3/2013	Ford, Patrick	Released from the practice squad
12/4/2013	Williams, D.J.	Released
12/5/2013	Collie, Austin	Signed
12/9/2013	Williams, D.J.	Signed
12/9/2013	Gronkowski, Rob	Placed on Reserve/Injured
12/26/2013	Cole, Marquice	Released
12/27/2013	Wood, Cierre	Released from the practice squad
12/27/2013	McGuiffe, Samm	Signed to the practice squad
12/27/2013	Collie, Austin	Released
12/28/2013	Davis, Kanorris	Signed from the practice squad
12/28/2013	Green, Justin	Signed from the practice squad
12/30/2013	Dill, R.J.	Released from the practice squad
12/30/2013	Mattes, R.J.	Signed to the practice squad
12/30/2013	Reed, Taylor	Signed to the practice squad
12/31/2013	Orton, Greg	Signed to the practice squad

## JANUARY, 2014

1/2/2014	Boyce, Josh	Placed on Reserve/Injured
1/2/2014	Collie, Austin	Signed
1/6/2014	Spikes, Brandon	Placed on Reserve/Injured
1/7/2014	Davis, Ja'Gared	Signed from the practice squad
1/7/2014	Dunn, Reggie	Signed to the practice squad

# THE PATS PLAY HERE!

BOSTON'S HOME FOR SPORTS

# 98.5

THE SPORTS HUB

**9 HOURS OF PATRIOTS  
COVERAGE ON GAME DAYS**

**PRE-GAME 3 HOURS BEFORE  
KICKOFF LIVE FROM CBS SCENE**

**POST-GAME REACTION FOR  
3 HOURS AFTER EVERY GAME  
LIVE FROM CBS SCENE**

**COACH BELICHICK & TOM BRADY  
PRESS CONFERENCES  
LIVE EVERY WEDNESDAY**



**The Safety Insurance  
Patriots Radio Network  
[985TheSportsHub.com](http://985TheSportsHub.com)**





# HISTORY

# PATRIOTS HALL OF FAME



## PATRIOTS HALL OF FAME

Player	Pos.	Years	Enshrined
Bruce Armstrong	T	1987-2000	2001
Drew Bledsoe	QB	1993-2001	2011
Troy Brown	WR	1993-2007	2012
Tedy Bruschi	LB	1996-2008	2013
Nick Buoniconti*	LB	1962-1968	1992
Gino Cappelletti	WR/K	1960-1970	1992
Ben Coates	TE	1991-1999	2008
Sam Cunningham	RB	1973-79, 81-82	2010
Bob Dee	DE	1960-1967	1993
Steve Grogan	QB	1975-1990	1995
John Hannah*	G	1973-1985	1991
Mike Haynes*	CB	1976-1982	1994
Jim Lee Hunt	DT	1960-1971	1993
Stanley Morgan	WR	1977-1989	2007
Jon Morris	C	1964-1974	2011
Jim Nance	FB	1965-1971	2009
Steve Nelson	LB	1974-1987	1993
Vito "Babe" Parilli	QB	1961-1967	1993
Andre Tippett*	LB	1982-1993	1999

\*-Also in Pro Football Hall of Fame

Contributors	Position	Enshrined
William H. "Billy" Sullivan, Jr.	Founder	2009
Gil Santos	Broadcaster	2013

### THE HALL AT PATRIOT PLACE PRESENTED BY RAYTHEON

A cutting edge, highly interactive experience, The Hall at Patriot Place presented by Raytheon showcases the history of the New England Patriots while providing a permanent home for the team's hall of fame. The facility opened in the fall of 2008. The Hall features 30,000 square feet of exhibit space and utilizes the latest in design concepts and multimedia technology to bring the story of the Patriots to life. The Hall also explores the history of football in New England and features an integrated math and sciences program to benefit visiting school groups. The Hall is a unique sports hall of fame and experience, and a must-visit attraction for any Patriots fan.

### HISTORY OF THE PATRIOTS HALL OF FAME

The Patriots Hall of Fame was established in 1991 as a way to honor the greatest players in franchise history. A selection committee of media and staff was formed to select players for induction and appropriately, John Hannah was the first player enshrined. Eight additional players were inducted from 1992-95. Andre Tippett (1999) and Bruce Armstrong (2001) rounded out the Patriots Hall of Fame's first 11 members. In 2007, the Patriots introduced a new method of selecting players for the team's hall of fame in advance of the opening of The Hall at Patriot Place. Moving forward, one player will be enshrined in the Patriots Hall of Fame each year, with a nomination committee determining three finalists each spring and fans voting for the final choice through Patriots.com each spring.

### SENIOR SELECTION COMMITTEE

The Patriots formed a senior selection committee to ensure that early era players are not overlooked in the voting process. The committee consists of veteran media and staff members who gather to discuss candidates who have been retired for at least 25 years to identify the player most deserving of Patriots Hall of Fame recognition.





# PATRIOTS HALL OF FAME BIOS

**Career Patriots in Pro Football Hall of Fame:** John Hannah, Andre Tippett

**Other Patriots in Pro Football Hall of Fame:** Mike Haynes, Nick Buoniconti

**Patriots Hall of Fame Players:** Bruce Armstrong, Drew Bledsoe, Troy Brown, Tedy Bruschi, Gino Cappelletti, Ben Coates, Sam Cunningham, Bob Dee, Steve Grogan, Jim Lee Hunt, Stanley Morgan, Jon Morris, Jim Nance, Steve Nelson, Babe Parilli

**Patriots Hall of Fame Contributors:** William H. "Billy" Sullivan, Gil Santos



## John Hannah ★ G ★ Alabama

**Patriots Seasons (13): 1973-85 ★ Pro Bowls (9)**

**Pro Football Hall of Fame 1991 ★ Patriots Hall of Fame 1991**

Hannah spent his entire 13-season career with the Patriots, from 1973 through the Super Bowl season of 1985 ... The first Patriots player to be inducted into the Pro Football Hall of Fame ... One of two Patriots voted to the NFL's 75th Anniversary Team ... Named to the Patriots 35th Anniversary Team in 1994 ... Named the Player of the Century on the Patriots Team of the Century in 2000 ... Played in 183 games, while missing only five games due to injury ... Selected to nine Pro Bowls (1976, 1978-85), a Patriots team record ... Named All-Pro for 10 consecutive years (1976-85) ... Won the NFL Players Association's Offensive Lineman of the Year Award for four straight seasons (1978-81) ... Powered an offensive line that helped set an NFL record with 3,165 rushing yards in 1978 - a record that has not been challenged in more than 30 seasons ... Named to the Patriots All-Time Team in 2009.



## Andre Tippett ★ LB ★ Iowa

**Patriots Seasons (11): 1982-88, 90-93 ★ Pro Bowls (5)**

**Pro Football Hall of Fame 2008 ★ Patriots Hall of Fame 1999**

Tippett spent his entire 12-year career with the Patriots ... Elected to the Pro Football Hall of Fame in 2008, joining John Hannah as the only two players to earn induction to the Hall of Fame after spending their entire career with the Patriots ... From 1984-85, Tippett recorded 35 sacks, a total that stands as the highest two-season sack total by a linebacker in NFL history ... He achieved his record sack totals despite playing his career as a strong-side linebacker (opposite the opposing tight end), a position from which few other players have excelled in the pass rush to the extent that Tippett did ... He was named to the NFL's 1980s All-Decade Team and was named the NFL's linebacker of the year by the NFL Players Association for three straight seasons from 1985-87 ... Finished his career as the only Patriots player to record 100 career sacks, a mark that stands as the franchise's all-time record ... Set the Patriots franchise single-season sack record with 18.5 in 1984 ... Also holds the second and third highest totals with 16.5 in 1985 and 12.5 in 1987 ... Was a member of the 1985 AFC Champions ... Has worked in the Patriots front office since his 1994 retirement and currently serves as the team's executive director of community affairs....Named to the Patriots All-Time Team in 2009.



### TIPPETT'S PATRIOTS STATISTICS

Years	G	TT	UT	Sack	FF	FR	Years	G	TT	UT	Sack	FF	FR	Years	G	TT	UT	Sack	FF	FR
1982	9	28	10	0	0	1	1987	13	83	53	12.5	0	3	1992	14	40	33	7	3	0
1983	15	86	48	8.5	1	1	1988	12	50	31	7	0	0	1993	16	76	50	8.5	1	4
1984	16	118	48	18.5	1	0	1989	Injured Reserve						<b>Totals 151 778 456 100 14 17</b>						
1985	16	97	65	16.5	3	3	1990	13	72	38	3.5	1	1							
1986	11	63	39	9.5	2	1	1991	16	65	41	8.5	2	3							

# PATRIOTS HALL OF FAME BIOS



**Mike Haynes ★ CB ★ Arizona State**  
**Patriots Seasons (7): 1976-82 ★ Pro Bowls (6)**  
**Pro Football Hall of Fame 1997 ★ Patriots Hall of Fame 1994**

Haynes played for the Patriots from 1976 to 1982 before finishing his career with the Los Angeles Raiders from 1983-89 ... In 1997, he became the second Patriot to be elected to the Pro Football Hall of Fame ... Selected to the NFL's 75th Anniversary Team ... Named to the NFL's all-decade team for the 1980s ... Named to six Pro Bowls (1976-80 and 1982) with the Patriots and three more with the Raiders ... Voted to two All-Pro teams, six All-AFC teams and the All-Rookie team during his Patriots career ... Named to the Patriots 35th Anniversary Team in 1994 ... Named to the Patriots Team of the Century in 2000 ... His 28 interceptions in a Patriots uniform rank sixth in franchise history ... Became the first player in Patriots history to return a punt for a touchdown with an 89-yard return against Buffalo on Nov. 7, 1976 ... Named to the Patriots All-Time Team in 2009.

## HAYNES' PATRIOTS STATISTICS

Years	G	Interceptions					Punt Returns				
		No	Yds	Avg	LG	TD	No	Yds	Avg	LG	TD
1976	14	8	90	11.3	28	0	45	608	13.5	89t	2
1977	14	5	54	10.8	22	0	24	200	8.3	46	0
1978	16	6	123	20.5	50	1	14	183	13.1	35	0
1979	16	3	66	22.0	33	0	5	16	3.2	5	0
1980	13	1	31	31.0	31	0	17	140	8.2	35	0
1981	8	1	3	3.0	3	0	6	12	2.0	6	0
1982	9	4	26	6.5	26	0	0	0	0.0	0	0
<b>Patriots Totals</b>	<b>90</b>	<b>28</b>	<b>393</b>	<b>14.0</b>	<b>50</b>	<b>1</b>	<b>111</b>	<b>1,159</b>	<b>10.4</b>	<b>89t</b>	<b>2</b>



**Nick Buoniconti ★ LB ★ Notre Dame**  
**Patriots Seasons (7): 1962-68 H AFL All-Star Games (5)**  
**Pro Football Hall of Fame 2001 ★ Patriots Hall of Fame 1992**

Buoniconti played for the Patriots from 1962 to 1968 before finishing his career with the Miami Dolphins ... In 2001, became the third Patriot to be named to the Pro Football Hall of Fame ... Appeared in five consecutive AFL All-Star games during his Patriots career (1963-67) ... Was a key contributor to the Patriots' first championship game appearance in the 1963 AFL Championship ... The leading vote-getter on the 1966 AFL All-Star team ... Recorded 24 interceptions as a Patriot ... Went on to play for the undefeated 1972 Miami Dolphins as a part of the "No Name Defense" ... Named to the All-AFL 10 Year Anniversary Team in 1971 ... Named to the Patriots All-Time Team in 2009.

## BUONICONTI'S PATRIOTS STATISTICS

Years	Games	Int	Yds	Avg	LG	TD	Sacks	Years	Games	Int	Yds	Avg	LG	TD	Sacks
1962	14	2	3	1.5	3	0	1.0	1966	14	4	43	10.8	41	0	0.0
1963	14	3	42	14.0	26	0	6.5	1967	13	4	7	1.8	7	0	1.0
1964	14	5	75	15.0	26	0	4.5	1968	8	3	22	7.3	14	0	3.0
1965	14	3	31	10.3	26	0	2.0	<b>N.E. Totals</b>	<b>91</b>	<b>24</b>	<b>223</b>	<b>9.3</b>	<b>41</b>	<b>0</b>	<b>18.0</b>

# PATRIOTS HALL OF FAME BIOS

## Bruce Armstrong ★ T ★ Louisville Patriots Seasons (14): 1987-2000 ★ Pro Bowls (6) Patriots Hall of Fame 2001

Armstrong spent his entire 14-season career with the Patriots, from 1987 to 2000 ... Started all 212 games he played in, making him the franchise's all-time leader in career starts and games played ... Appeared in six Pro Bowls during his Patriots career (1990-91, 1994-97) ... One of only three players to play in three decades with the same NFL team (1980s, 1990s and 2000s) ... Named to the Patriots 35th Anniversary Team in 1994 ... Named to the Patriots Team of the Century in 2000 ... Named to the Patriots All-Time Team in 2009.



## Drew Bledsoe ★ QB ★ Washington State Patriots Seasons (9): 1993-2001 ★ Pro Bowls (3) Patriots Hall of Fame 2011



Bledsoe was the first overall pick in the 1993 NFL Draft and for the next eight years was considered the face of the Patriots franchise ... During his nine-year Patriots career, he broke the Patriots' career passing records for attempts (4,518), completions (2,544) and yards (29,657) ... Bledsoe still holds the Patriots' single-season passing records for attempts (691) ... He still holds the NFL record for attempts (70) and completions (45) in a game against Minnesota in 1994 that sparked a seven-game win streak, propelling the Patriots to their first playoff berth in eight years ... Bledsoe led the Patriots to the playoffs four times in his first six seasons, helping the team earn back-to-back division titles and three consecutive playoff berths for the first time in franchise history ... In 1996, he guided the Patriots to their second AFC Championship in franchise history and a trip to Super Bowl XXXVI ... Bledsoe became the first quarterback in NFL history with four seasons of 600+ pass attempts, including three straight from 1994-96 with the Patriots.

### Passing

Years	G	Att	Comp	Pct.	Yds	TD	Int	Rat.
1993	13	429	214	49.92	494	15	15	65.0
1994	16	691	400	57.94	555	25	27	73.6
1995	15	636	323	50.83	507	13	16	63.7
1996	16	623	373	59.94	508	27	15	83.7
1997	16	522	314	60.23	706	28	15	87.7

### BLEDSE'S PATRIOTS STATISTICS

Years	G	Att	Comp	Pct.	Yds	TD	Int	Rat.
1998	14	481	263	54.73	633	20	14	80.9
1999	16	539	305	56.63	985	19	21	75.6
2000	16	531	312	58.83	291	17	13	77.3
2001	2	66	40	60.6	400	2	2	75.3
<b>Totals</b>	<b>124</b>	<b>4518</b>	<b>2544</b>	<b>56.32</b>	<b>9657</b>	<b>166</b>	<b>138</b>	<b>75.9</b>

## Troy Brown ★ WR ★ Marshall Patriots Seasons (15): 1993-2007 ★ Pro Bowls (1) Patriots Hall of Fame 2012

Brown spent his entire 15-season NFL career with the Patriots (1993-2007) after being drafted by the team in the eighth round (198th overall) of the 1993 NFL Draft out of Marshall ... Brown retired in 2008 as the Patriots' all-time leading receiver with 557 career receptions ... He is the team's all-time leading punt returner with 252 career returns ... He places third in the team's record book with 6,366 career receiving yards and is tied for the franchise record with three punt returns for touchdowns ... Brown played in 192 games, placing him fourth on the franchise's all-time games played list, and his 15 seasons with the franchise tie Julius Adams for the second-longest tenure in a Patriots uniform behind Steve Grogan's franchise-record 16 seasons ... Brown was a five-time co-captain for the club (2002-06) and earned Pro Bowl honors in 2001 ... In 2004, he added defense to his resume as he saw significant action in the defensive backfield and finished second on the team with three interceptions ... Brown's significant contributions in all three phases of the game – offense, defense and special teams – made him one of the most versatile and beloved players in the history of the Patriots franchise ... Brown was a key contributor to each of the Patriots' three Super Bowl runs ... In 2001, Brown led the team with 18 postseason receptions as New England won its first world championship in Super Bowl XXXVI ... In the championship game against the St. Louis Rams, Brown led the team with six receptions and 89 yards, including a key 23-yard grab on the game-winning drive ... Two years later, he tied for the team lead with 17 playoff receptions as the Patriots won Super Bowl XXXVIII over Carolina.



### BROWN'S PATRIOTS STATISTICS

Years	G	Rec	Yds	Avg	Lg	TD
1993	12	2	22	11.0	14	0
1994	9	0	0	0.0	0	0
1995	16	14	159	10.9	31	0
1996	16	21	222	10.6	38	0
1997	16	41	607	14.8	67	6

Years	G	Rec	Yds	Avg	Lg	TD
1998	10	23	346	15.0	52	1
1999	13	36	471	13.1	37	1
2000	16	83	944	11.4	44	4
2001	16	101	1199	11.9	60	5
2002	14	97	890	9.2	38	3

Years	G	Rec	Yds	Avg	Lg	TD
2003	12	40	472	11.8	82	4
2004	12	17	184	10.8	22	1
2005	13	39	466	11.9	71	2
2006	16	43	384	8.9	23	4
2007	1	0	0	0.0	0	0

**N.E. Totals 192 557 6366 11.4 82 31**

# PATRIOTS HALL OF FAME BIOS

## Tedy Bruschi ★ LB ★ Arizona

**Patriots Seasons (13): 1996-2008 ★ Pro Bowls (1)  
Patriots Hall of Fame 2013**



Bruschi closed his 13-year career as one of the most productive Patriots players in the team's history ... As a team captain, Bruschi's relentless work ethic and on-field intensity helped set the tone for the entire team ... Bruschi was originally drafted by the Patriots in the third round of the 1996 NFL Draft ... Bruschi left the football field having played a major role in leading the Patriots to 11 winning records, including nine playoff seasons, eight division championships, five conference titles and three Super Bowl crowns ... In Bruschi's 211 career games (including regular-season and playoffs), the Patriots had a 144-67 (.682) record, including a 16-6 (.727) playoff mark ... Bruschi earned his first Pro Bowl honors following the 2004 season after co-captaining a Patriots defense that allowed just 16.25 points per game, the third fewest in franchise history ... Bruschi is the only player in NFL history to return four consecutive interceptions for touchdowns and his career total of four picks returned for scores ranks second in Patriots history ... He is tied for fourth in NFL history among linebackers, and Bruschi is the only Patriots linebacker to return multiple interceptions for scores in a single season (2002 and 2003) ... Beyond his impressive numbers, fans and his peers revered him for his accomplishments off the field and for his dedication to the New England area ... After Bruschi suffered a stroke in February 2005, he dedicated himself to raising funds and awareness to fight stroke along with the American Stroke Association ... He established "Tedy's Team," a vehicle to help battle stroke, the number one cause of disability in the United States.

### BRUSCHI'S PATRIOTS STATISTICS

Years	G	TT	UT	Sack	Int	Yds	Years	G	TT	UT	Sack	Int	Yds	Years	G	TT	UT	Sack	Int	Yds
1996	16	11	10	4.0	0	0	2001	15	73	54	2.0	2	7	2006	15	124	67	1.5	1	8
1997	16	30	25	4.0	0	0	2002	11	65	45	4.5	2	75	2007	16	99	69	2.0	0	0
1998	16	81	56	2.0	0	0	2003	16	137	86	2.0	3	26	2008	13	71	38	0.0	0	0
1999	14	138	77	2.0	1	1	2004	16	128	84	3.5	3	70	<b>Totals</b>	<b>189</b>	<b>1,134</b>	<b>717</b>	<b>30.5</b>	<b>12</b>	<b>187</b>
2000	16	105	68	1.0	0	0	2005	9	72	38	2.0	0	0							



## Gino Cappelletti ★ WR/K ★ Minnesota

**Patriots Seasons (11): 1960-70 ★ 1964 AFL MVP ★ AFL All-Star Games (5)  
Patriots Hall of Fame 1992**


Cappelletti spent his 11-year career with the Patriots, from 1960-70, as one of the original members of the squad ... A five-time AFL All-Star selection ... Selected as the AFL Most Valuable Player in 1964 ... One of only three players to play in every game in the AFL's 10-year history ... Finished as the AFL's all-time leader in points (1,100) and field goals (170) ... Led the AFL in scoring five times ... Holds the top two scoring seasons in AFL history with 155 points in 1964 and 147 points in 1961 ... Registered the fifth highest scoring season in AFL annals with 132 points in 1965 ... Ranks second on the Patriots' all-time scoring list with 1,130 points (42 TDs,

176 FGs and 342 PATs) ... Ranks third in Patriots history with 353 extra points attempted and 342 extra points made ... Enters 2013 in ninth place on the Patriots' receiving list with 292 catches and eighth with 4,589 receiving yards ... Selected as a member of the All-AFL 10 Year Anniversary Team in 1971 ... Named to the Patriots All-Time Team in 2009.

### CAPPELLETTI'S PATRIOTS STATISTICS

Receptions							Kicking					Receptions							Kicking				
Years	G	No	Yds	Avg	LG	TD	XP	XPA	FG	FGA	Pts	Years	G	No	Yds	Avg	LG	TD	XP	XPA	FG	FGA	Pts
1960	14	1	28	28.0	28	0	30	32	8	22	60	1966	14	43	676	15.7	63t	6	35	36	16	32	119
1961	14	45	768	17.1	53	8	48	50	17	32	147	1967	14	35	397	11.3	35	3	29	30	16	31	95
1962	14	34	479	14.5	40	5	38	40	20	37	128	1968	14	13	182	14.0	30	2	26	26	15	27	83
1963	14	34	493	14.5	38	2	35	36	22	38	113	1969	14	1	21	21.0	21	0	26	27	14	34	68
1964	14	49	865	17.7	58t	7	36	36	25	39	155	1970	13	0	0	0.0	0	0	12	13	6	15	30
1965	14	37	680	18.4	57t	9	27	27	17	27	132	<b>Totals</b>	<b>153</b>	<b>292</b>	<b>4,589</b>	<b>15.7</b>	<b>63t</b>	<b>42</b>	<b>342</b>	<b>353</b>	<b>176</b>	<b>334</b>	<b>1,130</b>

# PATRIOTS HALL OF FAME BIOS



**Ben Coates ★ TE ★ Livingstone College**  
**Patriots Seasons (9): 1991-99 ★ Pro Bowls (5)**  
**Patriots Hall of Fame 2008**

Coates played in 142 games over nine seasons with the Patriots, starting 105 ... Enters 2013 fourth all-time in Patriots history in receptions (490), fifth in receiving yards (5,471) and tied for second in receiving touchdowns (50) ... Set the NFL's single-season reception record for a tight end in 1994 with 96 receptions (now tied for sixth) and still holds the franchise record for receptions by a tight end ... Led the team in touchdown receptions for six consecutive seasons (1993-98) and led the team in receptions five times (1992-95, 1997-98) ... Ranks in the top 10 all time among NFL tight ends in receptions and touchdowns ... Named to the Patriots All-Time Team in 2009.

## COATES'S PATRIOTS STATISTICS

Career Statistics - Running Backs																				
Years	G	Rec	Yds	Avg	Lg	TD	Years	G	Rec	Yds	Avg	Lg	TD	Years	G	Rec	Yds	Avg	Lg	TD
1991	16	10	95	9.5	17	1	1994	16	96	1174	12.2	62t	7	1997	16	66	737	11.2	35	8
1992	16	20	171	8.6	22t	3	1995	16	84	915	10.9	35	6	1998	14	67	668	10.0	33	6
1993	16	53	659	12.4	54t	8	1996	16	62	682	11.0	84t	9	1999	16	32	370	11.6	27	2
														N.E. Totals 142 490 5471 11.2 84t 50						

**Sam Cunningham ★ RB ★ USC**  
**Patriots Seasons (9): 1973-79, 81-82 ★ Pro Bowls (1)**  
**Patriots Hall of Fame 2010**

Sam Cunningham played for the Patriots for nine seasons, appearing in 107 games from 1973-79 and 81-82 ... Is the Patriots' all-time rushing leader with 5,453 yards and his 43 rushing touchdowns are second in team history to Jim Nance ... Cunningham's 49 overall touchdowns are fourth in team history ... Played a significant role in helping the Patriots set the NFL record for most rushing yards gained in a season with 3,165 yards in 1978 ... Joined the Patriots as a first-round draft pick in 1973 after an All-American career at USC ... Earned the nickname "Sam Bam" in college for his daring dives over goal-line pileups while leading USC to a national championship as a senior in 1972 ... Member of the Patriots' 50th Anniversary Team and the 1970s All-Decade Team.



## CUNNINGHAM'S PATRIOTS STATISTICS

Years	G	Rush	Yds	Avg	Lg	TD	Years	G	Rush	Yds	Avg	Lg	TD	Years	G	Rush	Yds	Avg	Lg	TD
1973	14	155	516	3.3	25	4	1977	14	270	1015	3.8	31t	4	1982	6	9	21	2.3	4	0
1974	10	166	811	4.9	75t	9	1978	16	199	768	3.9	52t	8	N.E. Totals 107 1385 5453 3.9 75t 43						
1975	13	169	666	3.9	17	6	1979	12	159	563	3.5	27	5							
1976	11	172	824	4.8	24	3	1981	11	86	269	3.1	12	4							



**Bob Dee ★ DE ★ Holy Cross**  
**Patriots Seasons (8): 1960-67 ★ AFL All-Star Games (4)**  
**Patriots Hall of Fame 1993**

Dee played for the Patriots from 1960-67, never missing a game during his eight-year career and starting 112 consecutive games ... Scored the first touchdown in AFL history when he dove onto a fumble in the end zone in a preseason contest versus Buffalo on July 30, 1960 ... Voted to four AFL All-Star teams (1961, 1963-65) ... Named to the All-AFL 10 Year Anniversary Team in 1971 ... Recorded 27.5 sacks as a member of the Patriots.

## DEE'S PATRIOTS STATISTICS

Years	G	Sacks	Years	G	Sacks	Years	G	Sacks
1960	14	2.5	1963	14	7.0	1966	14	2.5
1961	14	5.5	1964	14	3.5	1967	14	2.5
1962	14	4.0	1965	14	0.0	<b>Totals</b>	<b>112</b>	<b>27.5</b>



# PATRIOTS HALL OF FAME BIOS

## Steve Grogan ★ QB ★ Kansas State

Patriots Seasons (16): 1975-90

Patriots Hall of Fame 1995



Grogan spent a franchise-record 16 seasons with the Patriots, from 1975-90 ... Finished his career as the Patriots all-time career passing leader with 26,886 yards ... Held a franchise record until 2007 with 182 career touchdown passes ... Rushed for 2,164 yards (4.9 avg.) ... His 35 rushing touchdowns rank fourth in team history ... Tied for fifth in franchise history with 12 rushing scores in a season (1976) ... Held a Patriots single-game record until 2007 with a 153.9 passer rating, achieved by completing 13 of 18 passes for 315 yards with five touchdowns and no interceptions vs. N.Y. Jets (9/9/79) ... Named to the Patriots 35th Anniversary Team in 1994.

### GROGAN'S PATRIOTS STATISTICS


Passing								Rushing			Passing								Rushing		
Years	G	Att	Comp	Yds	TD	Int	Rat.	Att	Yds	TD	Years	G	Att	Comp	Yds	TD	Int	Rat.	Att	Yds	TD
1975	13	274	139	1,976	11	18	60.4	30	110	3	1983	12	303	168	2,411	15	12	81.4	23	108	2
1976	14	302	145	1,903	18	20	60.4	60	397	12	1984	3	68	32	444	3	6	46.4	7	12	0
1977	14	305	160	2,162	17	21	65.2	61	324	1	1985	7	156	85	1,311	7	5	84.1	20	29	2
1978	16	362	181	2,824	15	23	63.6	81	539	5	1986	4	102	62	976	9	2	113.8	9	23	1
1979	16	423	206	3,286	28	20	77.4	64	368	2	1987	7	161	93	1,183	10	9	78.2	20	37	2
1980	12	306	175	2,475	18	22	73.1	30	112	1	1988	6	140	67	834	4	13	37.6	6	12	1
1981	8	216	117	1,859	7	16	63.0	12	49	2	1989	7	261	133	1,697	9	14	60.8	9	19	0
1982	6	122	66	930	7	4	84.4	9	42	1	1990	4	92	50	615	4	3	76.1	4	-5	0
											Totals	149	3,593	1,879	26,886	182	208	69.6	445	2,176	35

## Jim Lee Hunt ★ DT ★ Prairie View

Patriots Seasons (12): 1960-71 ★ AFL All-Star Games (4)

Patriots Hall of Fame 1993

Hunt played from 1960-71 as an original member of the Patriots squad ... Played in 141 games during his 12-season Patriots career ... Voted to four AFL All-Star games (1961, 1966-67 and 1969) ... Voted the "best pass rushing tackle" by AFL scouts in 1967 ... Selected as a member of the All-AFL 10 Year Anniversary Team in 1971 ... Named to the Patriots 35th Anniversary Team in 1994 ... Named to the Patriots Team of the Century in 2000.



### HUNT'S PATRIOTS STATISTICS

Years	G	Sacks	Years	G	Sacks	Years	G	Sacks
1960	6	0.0	1965	14	3.0	1969	14	3.5
1961	14	3.0	1966	14	9.0	1970	14	2.5
1962	14	0.0	1967	14	5.0	1971	14	0.0
1963	14	0.0	1968	14	1.5	Totals	141	29.0
1964	14	2.5						



## Stanley Morgan ★ WR ★ Tennessee

Patriots Seasons (13): 1977-89 ★ Pro Bowls (4)

Patriots Hall of Fame 2007

Played for the Patriots for 13 seasons from 1977-89 ... Entering the 2013 NFL season, his career average of 19.2 yards per catch is the best in NFL history among the 100 players with 500 or more career receptions ... Of the 19 wide receivers in the Pro Football Hall of Fame, only one has a higher yards-per-catch average (Paul Warfield, 20.8) ... Entering the 2013 season, is the Patriots' all-time leader in touchdowns (68 total - 67 receiving, 1 punt ret.), receiving yards (10,352) and 100-yard receiving games (38) ... His total of 534 receptions with the Patriots stood as a franchise record from 1984 to 2006 ... His 1,491 receiving yards in 1986 and his 12 receiving touchdowns in 1979 were franchise records until 2007 ... Was honored in an enshrinement ceremony at the Patriots Kickoff Gala at Gillette Stadium on Aug. 27, 2007 ... Named to the Patriots All-Time Team in 2009.

### MORGAN'S PATRIOTS STATISTICS

Years	G	Rec	Yds	Avg	Lg	TD	Years	G	Rec	Yds	Avg	Lg	TD	Years	G	Rec	Yds	Avg	Lg	TD
1977	14	21	443	21.1	64t	3	1982	9	28	584	10.9	75t	3	1987	9	40	672	16.8	45	3
1978	16	34	820	24.1	75t	5	1983	16	58	863	14.9	50t	2	1988	16	31	502	16.2	32	4
1979	16	44	1002	22.8	63t	12	1984	13	38	709	18.7	76t	5	1989	10	28	486	17.4	55t	3
1980	16	45	991	22.0	71	6	1985	15	39	760	19.5	50t	5	N.E. Totals	179	534	10352	19.4	76t	67
1981	13	44	1029	23.4	76t	6	1986	16	84	1491	17.8	44t	10							

# PATRIOTS HALL OF FAME BIOS



**Jon Morris ★ C ★ Holy Cross**  
**Patriots Seasons (11): 1964-74 ★ AFL All-Star Games (6) ★ Pro Bowls (1)**  
**Patriots Hall of Fame 2011**

Jon Morris played 11 seasons for the Patriots, appearing in 130 games from 1964-74 ... Earned seven consecutive All-Star appearances with six AFL All-Star games (1964-69) and one Pro Bowl selection (1970) ... Seven league All-Star selections are third in Patriots history behind Pro Football Hall of Famer John Hannah (9) and Tom Brady (8) ... First Patriots' player to be selected to the NFL Pro Bowl ... Anchored an offensive line that opened holes for Jim Nance to amass a team-record 45 touchdowns from 1965-71 ... Named to the Patriots 50th Anniversary Team in 2009 as the center ... Member of the 1960s All-Decade Team.

**Jim Nance ★ FB ★ Syracuse**  
**Patriots Seasons (7): 1965-71 ★ 1966 AFL MVP ★ AFL All-Star Games (2)**  
**Patriots Hall of Fame 2009**



Played for the Patriots for seven seasons from 1965-71 ... Named the 1966 AFL Most Valuable Player ... Holds the Patriots career record with 45 rushing touchdowns, and his 5,323 career rushing yards rank second on the team's all-time list entering 2013 ... His 1,458 rushing yards in 1966 are the third highest single-season total in team history and stood as the team record for 38 years (1966-2004) ... His average of 104.1 rushing yards per game in 1966 remain a single-season Patriots record ... His 1,458 rushing yards in 1966 were the most in the 10-year history of the AFL and his 1,216 rushing yards in 1967 were the second most in AFL history ... Also played one season for the New York Jets (1973) and two seasons in the World Football League (1974-75) ... In 2009 became the first running back elected to the Patriots Hall of Fame ... Named to the Patriots All-Time Team in 2009.

## NANCE'S PATRIOTS STATISTICS

Years	G	Rush	Yds	Avg	Lg	TD	Years	G	Rush	Yds	Avg	Lg	TD	Years	G	Rush	Yds	Avg	Lg	TD
1965	14	111	321	2.9	20	5	1968	12	177	593	3.4	30t	4	1971	14	129	463	3.6	50t	5
1966	14	299	1458	4.9	65	11	1969	14	193	750	3.9	43	6	N.E. Totals <b>94 1323 5323 4.0 65 45</b>						
1967	14	269	1216	4.5	53	7	1970	13	145	522	3.6	21	7							



**Steve Nelson ★ LB ★ North Dakota State**  
**Patriots Seasons (14): 1974-87 ★ Pro Bowls (3)**  
**Patriots Hall of Fame 1993**

Nelson spent his entire 14-season career with the Patriots, from 1974-87 ... Played in 174 games as a Patriot ... Voted to three NFL Pro Bowls (1981, 1985-86) ... Led the team in tackles in eight of his 14 seasons ... Recorded over 100 tackles nine times in his career and finished with 1,776 total tackles (10.2 avg. per game) ... Posted a career-high 207 stops in 1984, ranking second in franchise history ... Named to the Patriots 35th Anniversary Team in 1994 ... Named to the Patriots Team of the Century in 2000 ... Named to the Patriots All-Time Team in 2009.

## NELSON'S PATRIOTS STATISTICS

Years	G	TT	UT	Sack	Int	Yds	Years	G	TT	UT	Sack	Int	Yds	Years	G	TT	UT	Sack	Int	Yds
1974	11	79	58	0	0	0	1979	15	135	85	2	1	18	1984	16	207	71	3.5	1	0
1975	14	157	118	2	2	8	1980	16	186	116	0	3	37	1985	15	149	74	2	0	0
1976	10	91	57	1	2	32	1981	12	126	62	0	0	0	1986	10	70	36	1	2	21
1977	13	134	90	4.5	0	0	1982	9	130	45	0	0	0	1987	11	99	35	0	0	0
1978	14	115	75	1	5	104	1983	8	98	30	1	1	6	<b>Totals 174 1,776 952 18 17 226</b>						

# PATRIOTS HALL OF FAME BIOS

## Vito "Babe" Parilli ★ QB ★ Kentucky Patriots Seasons (7): 1961-67 ★ AFL All-Star Games (3) Patriots Hall of Fame 1993

Parilli played in 94 games for the Patriots from 1961-67 ... Threw for over 20,000 yards during his NFL career ... Voted to three AFL All-Star teams (1963-64 and 1966) and earned the AFL's Comeback Player of the Year Award in 1966 ... Named to the All-AFL 10 Year Anniversary Team in 1971 ... His 31 touchdown passes in 1964 were a team record until 2007 ... Enters the 2013 season ranked fourth on the Patriots all-time career passing list with 16,747 yards and fourth with 132 touchdowns on 2,413 attempts ... Ranks fourth on the Patriots' career completion list with 1,140.



### PARILLI'S PATRIOTS STATISTICS

Years	G	Att	Comp	Yds	TD	Int	Rat.	Years	G	Att	Comp	Yds	TD	Int	Rat.
1961	14	198	104	1,314	13	9	76.5	1965	14	426	173	2,597	18	26	50.0
1962	10	253	140	1,988	18	8	91.5	1966	14	382	181	2,721	20	20	66.9
1963	14	337	153	2,345	13	24	52.1	1967	14	344	161	2,317	19	24	58.5
1964	14	473	228	3,465	31	27	70.8	<b>Totals</b>	<b>94</b>	<b>2,413</b>	<b>1,140</b>	<b>16,747</b>	<b>132</b>	<b>138</b>	<b>64.8</b>

## CONTRIBUTORS



## William H. "Billy" Sullivan, Jr. ★ Founder Patriots Hall of Fame 2009

On the occasion of the Patriots' 50th anniversary season in 2009, one of Robert Kraft's first announcements was the induction of the team's founder, William H. "Billy" Sullivan, Jr. into the team's Hall of Fame. Sullivan became the first non-player to be inducted into The Hall. On Nov. 16, 1959, William H. Sullivan, Jr. was awarded the eighth and final charter franchise of the American Football League ... Sullivan, with nine other investors, sold non-voting public stock in the franchise to raise capital to help post the franchise fee of \$25,000 ... In 1975, Sullivan purchased additional stock to become majority owner, and in 1976, he purchased all the remaining non-voting stock in the team ... In 1983, Schaefer Stadium was renamed Sullivan Stadium to honor Sullivan's contributions to the franchise ... Sullivan owned the Patriots through 1988, when he sold the franchise to Victor Kiam.

## Gil Santos ★ Radio Broadcaster Patriots Hall of Fame 2013

During a pregame ceremony to honor Gil Santos and Gino Cappelletti prior to the 2012 regular season finale, Patriots Chairman and CEO Robert Kraft announced that Santos, the legendary Voice of the New England Patriots, would be a 2013 inductee into the Patriots Hall of Fame ... Santos, who valiantly overcame life-threatening health complications early in 2012 to return to the broadcast booth, announced his intention to retire after the 2012 season ... For 36 seasons, spanning five decades, he earned the moniker "Voice of the New England Patriots." ... In 36 seasons, he missed just one game, a preseason game in 1971 ... Santos called the action for 745 career Patriots games ... Santos began calling games for the Boston Patriots at Fenway Park in 1966 ... For the first five seasons, he provided color analysis alongside veteran play-by-play man Bob Starr ... When the team moved to Foxborough in 1971, Santos moved into his current role as play-by-play voice of the Patriots (1971-79) ... WBZ lost the Patriots radio rights in the 1980s, but got them back in 1991 and returned Santos to his natural position as Voice of the New England Patriots, a position he held for 22 seasons.



# PATRIOTS ALL-DECADE TEAMS

In 2009, on the occasion of the Patriots' 50th Anniversary Season, the Patriots Hall of Fame Selection Committee selected all-decade teams to represent the greatest players from each decade in team history. The 1960s All-Decade Team was previously chosen in 1971 as the Patriots' 10th Anniversary Team. The 2000s All-Decade Team was chosen in 2010, and subsequent all-decade teams will be selected upon the conclusion of each decade.

## 2000s ALL-DECADE TEAM

OFFENSE			DEFENSE			SPECIAL TEAMS		
OT	Nick Kaczur	2005-09	DE	Richard Seymour	2001-08	K	Adam Vinatieri	1996-05
OT	Matt Light	2001-11	DE	Ty Warren	2003-09	P	Josh Miller	2004-06
G	Joe Andruzzi	2000-04	NT	Vince Wilfork	2004-present	Ret	Kevin Faulk	1999-11
G	Logan Mankins	2005-present	OLB	Willie McGinest	1994-05	SpT	Larry Izzo	2001-08
C	Dan Koppen	2003-11	OLB	Mike Vrabel	2001-08	<b>Head Coach</b>		
TE	Daniel Graham	2002-06	ILB	Tedy Bruschi	1996-08	Bill Belichick		
WR	Troy Brown	1993-07	ILB	Roman Phfer	2001-04	2000-present		
WR	Randy Moss	2007-10	CB	Ty Law	1995-04			
WR	Wes Welker	2007-12	CB	Asante Samuel	2003-07			
QB	Tom Brady	2000-present	S	Rodney Harrison	2003-08			
RB	Corey Dillon	2004-06	S	Lawyer Milloy	1996-02			

## 1990s ALL-DECADE TEAM

OFFENSE			DEFENSE			SPECIAL TEAMS		
OT	Bruce Armstrong	1987-00	DE	Willie McGinest	1994-05	K	Adam Vinatieri	1996-05
OT	Pat Harlow	1991-95	DE	Brent Williams	1986-93	P	Tom Tupa	1996-98
G	Todd Rucci	1993-99	NT	Tim Goad	1988-94	Ret	Dave Meggett	1995-97
G	Max Lane	1994-00	OLB	Andre Tippett	1982-93	SpT	Larry Whigham	1994-00
C	Dave Wohlbaugh	1995-98	OLB	Chris Slade	1993-00	<b>Head Coach</b>		
TE	Ben Coates	1991-99	ILB	Vincent Brown	1988-95	Bill Parcells		
WR	Terry Glenn	1996-01	ILB	Ted Johnson	1995-04	1993-96		
WR	Shawn Jefferson	1996-99	CB	Maurice Hurst	1989-95			
QB	Drew Bledsoe	1993-01	CB	Ty Law	1995-04			
RB	Curtis Martin	1995-97	S	Willie Clay	1996-98			
RB	Leonard Russell	1991-93	S	Lawyer Milloy	1996-02			

## 1980s ALL-DECADE TEAM

OFFENSE			DEFENSE			SPECIAL TEAMS		
OT	Bruce Armstrong	1987-00	DE	Julius Adams	1971-87	K	Tony Franklin	1984-87
OT	Brian Holloway	1981-86	DE	Garin Veris	1985-91	P	Rich Camarillo	1981-87
G	John Hannah	1973-85	NT	Richard Bishop	1976-81	Ret	Irving Fryar	1984-92
G	Ron Wooten	1982-88	OLB	Andre Tippett	1982-93	SpT	Mosi Tatupu	1978-90
C	Pete Brock	1976-87	OLB	Don Blackmon	1981-87	<b>Head Coach</b>		
TE	Lin Dawson	1981-90	ILB	Steve Nelson	1974-87	Raymond Berry		
WR	Irving Fryar	1984-92	ILB	Johnny Rember	1983-92	1984-89		
WR	Stanley Morgan	1977-89	CB	Raymond Clayborn	1977-89			
QB	Steve Grogan	1975-90	CB	Ronnie Lippett	1983-91			
RB	Tony Collins	1981-87	S	Roland James	1980-90			
RB	Craig James	1984-88	S	Fred Marion	1982-91			

## 1970s ALL-DECADE TEAM

OFFENSE			DEFENSE			SPECIAL TEAMS		
OT	Leon Gray	1973-78	DE	Julius Adams	1971-87	K	John Smith	1974-83
OT	Tom Neville	1965-77	DE	Tony McGee	1974-81	P	Mike Patrick	1975-78
G	John Hannah	1974-85	NT	Ray Hamilton	1973-81	Ret	Mack Herron	1973-75
G	Sam Adams	1972-80	OLB	Steve Zabel	1975-78	SpT	Mosi Tatupu	1978-90
C	Bill Lenkaitis	1971-81	OLB	Steve King	1973-81	<b>Head Coach</b>		
TE	Russ Francis	1975-80, 87-88	ILB	Steve Nelson	1974-87	Chuck Fairbanks		
WR	Stanley Morgan	1977-89	ILB	Sam Hunt	1974-79	1973-78		
WR	Randy Vataha	1971-76	CB	Raymond Clayborn	1977-89			
QB	Steve Grogan	1975-90	CB	Mike Haynes	1976-82			
RB	Sam Cunningham	1973-79, 81-82	S	Tim Fox	1976-81			
RB	Andy Johnson	1974-81	S	Prentice McCray	1974-80			

## 1960s ALL-DECADE TEAM

OFFENSE			DEFENSE			SPECIAL TEAMS		
OT	Charlie Long	1961-69	DE	Bob Dee	1960-67	K	Gino Cappelletti	1960-70
OT	Tom Neville	1965-77	DE	Larry Eisenhauer	1961-69	P	Tom Yewcic	1961-67
G	Billy Neighbors	1962-65	DT	Houston Antwine	1961-71	Ret	Larry Garron	1960-68
G	Lennie St. Jean	1964-73	DT	Jim Lee Hunt	1960-71	SpT	Don Webb	1962-71
C	Jon Morris	1964-74	OLB	Tom Addison	1960-67	<b>Head Coach</b>		
TE	Jim Whalen	1965-69	OLB	Ed Philpott	1966-71	Mike Holovak		
WR	Jim Colclough	1960-68	MLB	Nick Buoniconti	1962-68	1961-68		
WR	Art Graham	1963-69	CB	Chuck Shonta	1960-67			
QB	Vito "Babe" Parilli	1961-67	CB	Daryl Johnson	1968-71			
RB	Larry Garron	1960-68	S	Don Webb	1962-71			
RB	Jim Nance	1965-71	S	Ron Hall	1961-67			

# PATRIOTS 50TH ANNIVERSARY TEAM



*In recognition of the 50th anniversary season, the Patriots' Hall of Fame nominating committee selected an All-Time Team recognizing the greatest players at each position to play for the Patriots over 50 years.*

**HEAD COACH:** Bill Belichick

**HONORARY OFFENSIVE CAPTAIN:** Gino Cappelletti

**HONORARY DEFENSIVE CAPTAIN:** Tedy Bruschi

## ALL-TIME OFFENSE

Bruce Armstrong	Tackle
Matt Light	Tackle
John Hannah	Guard
Logan Mankins	Guard
Jon Morris	Center
Ben Coates	Tight End
Stanley Morgan	Wide Receiver
Troy Brown	Wide Receiver
Irving Fryar	Wide Receiver
Tom Brady	Quarterback
Jim Nance	Running Back
Sam Cunningham	Running Back

## ALL-TIME DEFENSE



Julius Adams	Defensive End
Richard Seymour	Defensive End
Houston Antwine	Defensive Tackle
Vince Wilfork	Defensive Tackle
Andre Tippett	Outside Linebacker
Mike Vrabel	Outside Linebacker
Steve Nelson	Inside Linebacker
Nick Buoniconti	Inside Linebacker
Mike Haynes	Cornerback
Ty Law	Cornerback
Fred Marion	Safety
Rodney Harrison	Safety

## ALL-TIME SPECIALISTS

Adam Vinatieri	Place Kicker	Rich Camarillo	Punter
Kevin Faulk	Returner	Mosi Tatupu	Special Teams



The Patriots' 50th Anniversary Team was recognized during halftime of the Patriots' 2009 home-opener against the Buffalo Bills on September 14.





# PATRIOTS IN THE PRO BOWL

Includes AFL All-Star Games (1960-1970) and AFC-NFC Pro Bowls (1971-2013)

<b>1960 (4)</b> No game played	T Don Oakes (1)	LB Steve Nelson (3)	C Damien Woody (1)
LB Tom Addison (1)	<b>1968 (5)</b> DT Houston Antwine (6)	LB Andre Tippett (2)	<b>2003 (3)</b> CB Ty Law (4)
DB Ross O'Hanley (1)	WR/K Gino Cappelletti (5)	<b>1986 (5)</b> CB Ray Clayborn (3)	LB Willie McGinest (2)
DE Bob Dee (1)	CB Leroy Mitchell (1)	K Tony Franklin (1)	DT Richard Seymour (2)
G Charlie Leo (1)	C Jon Morris (5)	WR Stanley Morgan (3)	<b>2004 (5)</b> QB Tom Brady (2)
<b>1961 (7)</b> LB Tom Addison (2)	T Tom Neville (2)	SpT Mosi Tatupu (1)	LB Tedy Bruschi (1)
DB Fred Bruney (1)	<b>1969 (6)</b> RB Carl Garrett (1)	LB Andre Tippett (3)	SpT Larry Izzo (3)
WR Gino Cappelletti (1)	DT Jim Lee Hunt (4)	<b>1987 (2)</b> WR Stanley Morgan (4)	DT Richard Seymour (3)
DE Bob Dee (2)	C Jon Morris (6)	LB Andre Tippett (4)	K Adam Vinatieri (2)
HB Larry Garron (1)	WR Ron Sellers (1)	<b>1988 (3)</b> RB John Stephens (1)	<b>2005 (2)</b> QB Tom Brady (3)
DT Jim Hunt (1)	QB Mike Taliaferro (1)	LB Andre Tippett (5)	DT Richard Seymour (4)
G Charlie Leo (2)	S Don Webb (1)	LB Johnny Rember (1)	<b>2006 (2)</b> T Matt Light (1)
<b>1962 (6)</b> LB Tom Addison (3)	<b>1970 (1)</b> C Jon Morris (7)	<b>1989 (1)</b> LB Johnny Rember (2)	DT Richard Seymour (5)
DB Fred Bruney (2)	<b>1971-75 (0)</b> None	<b>1990 (1)</b> T Bruce Armstrong (1)	<b>2007 (8)</b> QB Tom Brady (4)
DE Larry Eisenhauer (1)	<b>1976 (4)</b> TE Russ Francis (1)	<b>1991 (2)</b> T Bruce Armstrong (2)	C Dan Koppen (1)
WR Jim Colclough (1)	T Leon Gray (1)	TE Marv Cook (1)	T Matt Light (2)
DB Dick Felt (1)	G John Hannah (1)	<b>1992 (1)</b> TE Marv Cook (2)	G Logan Mankins (1)
T Charlie Long (1)	CB Mike Haynes (1)	<b>1993 (0)</b> None	WR Randy Moss (6)
<b>1963 (11)</b> LB Tom Addison (4)	<b>1977 (2)</b> TE Russ Francis (2)	<b>1994 (3)</b> T Bruce Armstrong (3)	CB Asante Samuel (1)
DT Houston Antwine (1)	CB Mike Haynes (2)	<b>1995 (3)</b> QB Drew Bledsoe (1)	LB Mike Vrabel (1)
LB Nick Buoniconti (1)	<b>1978 (5)</b> FB Sam Cunningham (1)	TE Ben Coates (1)	NT Vince Wilfork (1)
WR Gino Cappelletti (2)	TE Russ Francis (3)	<b>1996 (6)</b> T Bruce Armstrong (5)	<b>2008 (2)</b> K Stephen Gostkowski (1)
DE Bob Dee (3)	T Leon Gray (2)	TE Ben Coates (2)	WR Wes Welker (5)
DE Larry Eisenhauer (2)	G John Hannah (2)	RB Curtis Martin (1)	<b>2009 (5)</b> QB Tom Brady (5)
FB Larry Garron (2)	CB Mike Haynes (3)	<b>1997 (5)</b> QB Drew Bledsoe (3)	G Logan Mankins (2)
DB Ron Hall (1)	<b>1979 (3)</b> G John Hannah (3)	TE Ben Coates (4)	S Brandon Meriweather (1)
G Charlie Long (2)	CB Mike Haynes (4)	<b>1998 (3)</b> TE Ben Coates (5)	WR Wes Welker (2)
G Billy Neighbors (1)	WR Stanley Morgan (2)	CB Ty Law (1)	NT Vince Wilfork (2)
QB Babe Parilli (1)	LB Steve Nelson (1)	<b>1999 (2)</b> WR Terry Glenn (1)	<b>2010 (8)</b> QB Tom Brady (6)
<b>1964 (9)</b> LB Tom Addison (5)	PK John Smith (1)	<b>2000 (0)</b> None	LT Matt Light (3)
DT Houston Antwine (2)	<b>1980 (7)</b> DE Julius Adams (1)	<b>2001 (4)</b> QB Tom Brady (1)	G Logan Mankins (3)
WR/K Gino Cappelletti (3)	FS Tim Fox (1)	WR Troy Brown (1)	LB Jerod Mayo (1)
DE Bob Dee (3)	G John Hannah (4)	CB Ty Law (2)	CB Devin McCourty (1)
DE Larry Eisenhauer (3)	CB Mike Haynes (5)	S Lawyer Milloy (3)	S Brandon Meriweather (2)
RB Larry Garron (3)	WR Stanley Morgan (2)	<b>2002 (6)</b> SpT Larry Izzo (2)	WR Wes Welker (4)
C Jon Morris (1)	LB Steve Nelson (1)	S Lawyer Milloy (4)	NT Vince Wilfork (4)
QB Babe Parilli (2)	PK John Smith (1)	CB Ty Law (3)	<b>2012 (7)</b> QB Tom Brady (8)
<b>1965 (4)</b> DT Houston Antwine (3)	<b>1981 (1)</b> G John Hannah (5)	<b>2003 (0)</b> None	TE Rob Gronkowski (2)
LB Nick Buoniconti (3)	<b>1982 (2)</b> G John Hannah (6)	<b>2004 (1)</b> QB Tom Brady (2)	G Logan Mankins (5)
DE Bob Dee (4)	CB Mike Haynes (6)	WR Troy Brown (1)	LB Jerod Mayo (2)
C Jon Morris (2)	<b>1983 (5)</b> P Rich Camarillo (1)	CB Ty Law (3)	ST Matthew Slater (2)
<b>1966 (11)</b> DT Houston Antwine (4)	CB Ray Clayborn (1)	<b>1999 (2)</b> WR Terry Glenn (1)	G Brian Waters (6)
LB Nick Buoniconti (4)	RB Tony Collins (1)	S Lawyer Milloy (2)	WR Wes Welker (4)
WR/K Gino Cappelletti (4)	G John Hannah (7)	<b>2000 (0)</b> None	NT Vince Wilfork (4)
DE Larry Eisenhauer (4)	T Brian Holloway (1)	<b>2001 (4)</b> QB Tom Brady (1)	<b>2013 (4)</b> QB Tom Brady (9)
DT Jim Lee Hunt (2)	<b>1984 (4)</b> G John Hannah (8)	WR Troy Brown (1)	G Logan Mankins (6)
C Jon Morris (3)	T Brian Holloway (2)	CB Ty Law (2)	K Stephen Gostkowski (2)
FB Jim Nance (1)	LB Steve Nelson (2)	DT Richard Seymour (1)	ST Matthew Slater (3)
T Tom Neville (1)	LB Andre Tippett (1)	K Adam Vinatieri (1)	CB Aqib Talib (1)
QB Babe Parilli (3)	<b>1985 (8)</b> CB Ray Clayborn (2)		
DB Chuck Shonta (1)	RT Irving Fryar (1)		
G Len St. Jean (1)	G John Hannah (9)		
<b>1967 (7)</b> DT Houston Antwine (5)	T Brian Holloway (3)		
LB Nick Buoniconti (5)	RB Craig James (1)		
RB Larry Garron (4)	FS Fred Marion (1)		
DT Jim Lee Hunt (3)			
C Jon Morris (4)			
FB Jim Nance (2)			

## PATRIOTS PRO BOWL RECORDS

### MOST APPEARANCES

9	Tom Brady (2001, 2004-05, 2007, 2009-13)
9	John Hannah (1976, 1978-85)
7	Jon Morris (1964-1970)
6	Houston Antwine (1963-68)
6	Bruce Armstrong (1990-91, 1994-97)
6	Mike Haynes (1976-80, 1982)

### MOST CONSECUTIVE APPEARANCES

8	John Hannah (1978-85)
7	Jon Morris (1964-70)
6	Houston Antwine (1963-68)
5	Tom Brady (2009-13)
5	Logan Mankins (2009-13)
5	Wes Welker (2008-12)
5	Ben Coates (1994-98)
5	Mike Haynes (1976-80)
5	Richard Seymour (2002-06)
5	Andre Tippett (1984-88)

NOTE: The year indicates the season in which the player was selected for Pro Bowl participation, but the game itself is played the following January or February. For example, players selected in the 2013 season played in the 2014 Pro Bowl, but are listed under 2013.

# HISTORICAL TIMELINE: 1959-70

## 1959

- Nov. 16 American Football League's eighth and final franchise is awarded to William H. Sullivan, Jr.
- Nov. 22 Northwestern RB Ron Burton is selected as first draft choice and Syracuse RB Gerhardt Schwedes is made first territorial choice.
- Dec. Mike Holovak is named director of player personnel. He is the first executive hired.
- Dec. 20 Clemson QB Harvey White becomes the first player to sign a Boston Patriots contract.

## 1960

- Feb. 8 Lou Saban is appointed first head coach.
- Feb. 20 As the result of a public contest, the team nickname of Patriots is chosen. The Patriots also announce that the team colors will be red, white and blue.
- April 1 Boston University Field is named as the Patriots first home.
- April 2 Patriots become first pro team in history to issue public stock.
- April 19 Uniformed Patriot centering football (creative work of cartoonist Phil Bissell) is adopted as team logo.
- July 4 Team opens first training camp at the University of Massachusetts, 350 players attended.
- Aug. 14 Patriots play their first home game, a 24-14 preseason loss to the Dallas Texans before 11,000 fans at Harvard Stadium.
- Sept. 9 In their first regular season game, the Patriots open with a 13-10 loss to Denver at B.U. Field before a crowd of 21,597.
- Sept. 16 DB Chuck Shonta recovered a fumble on the final play of the game and ran for a touchdown to give the Patriots their first victory with a 28-24 advantage over the N.Y. Titans at the Polo Grounds in New York.
- Nov. 25 The Patriots host the Houston Oilers in front of 27,123 fans at B.U. Field, recording the first sellout in the history of the AFL.

## 1961

- Oct. 10 Mike Holovak replaces Lou Saban as head coach.
- Dec. 17 The Patriots ended the season with a 41-0 shutout over San Diego to finish with a 9-4-1 record, second in the AFL Eastern Division.

## 1962


- Sept. 16 Opened the season at Harvard Stadium and beat the Houston Oilers, 34-21. The Patriots played the remainder of their games at Boston University Field.
- Dec. 12 The Oakland Raiders claim one of the AFL's most shocking upsets with a 20-0 victory over the Patriots in the season finale. It was the Raiders' only victory of the season and knocked the Patriots out of championship contention.

## 1963

- Oct. 11 Patriots play their first game in Fenway Park and beat Oakland, 20-14.
- Dec. 28 With a 26-8 victory over Buffalo, the Patriots win the AFL's Eastern Division title in the league's only season-ending tie-breaker game.

## 1964

- Jan. 5 The Patriots fall in the AFL title game, 51-10,



In the AFL's first ever preseason game on July 30, 1960, the Patriots defeat Buffalo 28-7 at War Memorial Stadium. Patriots DE Bob Dee (above) recovered a fumble for the league's first touchdown.

## 1964 (Cont.)

- to the Chargers in San Diego.
- Oct. 4 Gino Cappelletti boots six field goals in a win at Denver, setting the team's single-game record.
- Dec. 20 Gino Cappelletti finished the season with 155 total points, an AFL record and ranks fourth in NFL history. He won AFL MVP honors.

## 1966

- Rommie Loudd becomes the first African-American assistant coach in the AFL when Mike Holovak adds him to the Patriots coaching staff prior to the 1966 season. The following season, Loudd was named director of player personnel.
- Dec. 17 Jim Nance rushes for 78 yards against the N.Y. Jets in the season finale giving him 1,458 yards rushing for the season, a Patriots single-season team record until 1995. Nance was later honored with the league's Most Valuable Player award.

## 1967

- Aug. 13 Patriots played the Baltimore Colts of the NFL in a preseason game. It was the first time the Patriots had played an NFL team. The Patriots lost the game 33-3.
- Dec. 17 Jim Nance finishes the season with 1,216 yards rushing and becomes the first player in AFL history to rush for over 1,000 yards in back-to-back seasons.

## 1968

- Nov. 10 Gino Cappelletti became the first player in AFL history to score more than 1,000 points in his career, reaching the milestone on a 19-yard touchdown catch vs. San Diego.

## 1969

- Jan. 30 Patriots appoint Clive Rush as vice president and head coach.

## 1970

- Feb. 1 The AFL and NFL announce a merger, forming a common league with 26 teams, 13 in the American Football Conference and 13 in the National Football Conference.

# HISTORICAL TIMELINE: 1970-82

## 1970 (Cont.)

- April 4 Foxborough selected as the new playing site for the Patriots.
- Sept. 23 Official ground-breaking ceremonies begin for the construction of the Patriots new stadium in Foxborough. The stadium opened nearly one year later.
- Nov. 12 John Mazur replaces Clive Rush as head coach.

## 1971

- Mar. 22 The Boston Patriots are renamed the New England Patriots.
- Aug. 15 The Patriots make their debut at Schaefer Stadium in Foxboro. Gino Cappelletti kicked a 36-yard field goal for the first points scored in the stadium as the Patriots topped the N.Y. Giants, 20-14, before 60,423 fans.



The Patriots played their first game at Schaefer Stadium in 1971 in front of 60,423 fans.

## 1972

- Feb. 17 The Patriots made financial history by paying first cash dividend of 15 cents per share.

## 1973

- Jan. 26 Chuck Fairbanks is named head coach and general manager.
- Jan. 30 The Patriots solidify their franchise for years to come when they select John Hannah (4th overall), RB Sam Cunningham (11th) and WR Darryl Stingley (19th) in the first round of the 1973 draft.

## 1975

- Nov. 7 President William H. Sullivan, Jr. became the first majority owner in club history when he purchased additional voting stock to give him 88 percent of the franchise's voting stock.

## 1976

- July 10 Patriots open their training camp for the first time at Bryant College in Smithfield, R.I. after spending the summers of 1969-75 at UMass-Amherst.
- Dec. 5 Patriots defeat New Orleans, 27-6, at Foxboro to qualify for their first NFL playoff appearance and their first playoff appearance since the 1963 AFL Championship game.
- Dec. 8 Non-voting stockholders approve offer of \$15 per share made by Billy Sullivan to purchase all non-voting stock.
- Dec. 18 Lost AFC divisional playoff game to the eventual Super Bowl Champion Oakland Raiders, 24-21, in the final 10 seconds of the game.

## 1977

- Aug. 20 Work completed on installation of new surface (Super Turf) in Schaefer Stadium.

## 1978

- Dec. 10 Patriots clinch their first outright divisional championship in the club's history with a last-minute 26-24 victory over Buffalo at home.
- Dec. 31 Patriots lose 31-14 to Houston in first playoff game ever played in Foxboro.

## 1979

- April 2 Patriots announce that head coach and general manager Chuck Fairbanks has been released from his contract to assume duties as head football coach at the University of Colorado.
- April 6 Francis "Bucko" Kilroy named general manager and former Patriots offensive coordinator Ron Erhardt is named head coach.
- Sept. 3 Former wide receiver Darryl Stingley is named Executive Director of Player Personnel.
- Dec. 16 In a 27-23 victory over the Minnesota Vikings to close out the 1979 regular season, WR's Harold Jackson and Stanley Morgan became the first and second players in Patriots history to surpass the 1,000-yard receiving single-season mark. Jackson finished the 1979 campaign with 1,013 yards and Morgan totaled 1,002.

## 1980

- Feb. 25 Paul Sonnabend resigns as Executive Director of the NFL Management Council and is appointed as Vice President and a member of the Board of Directors of the Patriots.
- April 8 William H. "Billy" Sullivan, Jr., President of the Patriots, is re-elected as Chairman of the Board of NFL Properties.

## 1981

- Nov. 29 RB Sam Cunningham, with 35 yards on nine carries against St. Louis at Foxboro, surpasses Jim Nance (5,323 yards on 1,323 carries) as the Patriots all-time career rushing leader.

## 1982

- Jan. 15 Ron Meyer, head coach at Southern Methodist University from 1976-81, is named the eighth head coach in club history.
- Dec. 12 The Patriots defeat the Miami Dolphins, 3-0, in the "Snow Plow Game." Mark Henderson used a snow plow to clear a kicking surface on the Schaefer Stadium turf for John Smith. Smith then connected on a 33-yard field goal which would be the only scoring of the game.



# HISTORICAL TIMELINE: 1983-86

## 1983

- Jan. 8 In their first playoff appearance since 1978, the Patriots lose to the eventual AFC Champion Miami Dolphins at the Orange Bowl, 28-13.
- Feb. 16 General manager Bucko Kilroy is promoted to the position of Vice President and Patrick Sullivan, assistant general manager for four years, is named general manager.
- May 23 Schaefer Stadium is renamed Sullivan Stadium in honor of the founder and driving force behind the Patriots franchise, William H. "Billy" Sullivan, Jr.
- June 29 Sullivan Stadium is officially rededicated and the Boston Pops perform a concert in the stadium that is free to the public.

## 1984

- June 1 The Patriots organize a fan advisory board, a group of season ticket holders who will help advise the Patriots on how to make Sullivan Stadium a more exciting and more pleasant place to bring a family to watch an NFL game.
- June 5 In the first-ever NFL Supplemental Draft, the Patriots select slotback Ricky Sanders of the Houston Gamblers, running back Eric Jordan of the Oakland Invaders and quarterback Walter Lewis of the Memphis Showboats.
- Oct. 25 Hall of Fame receiver Raymond Berry is named the head coach of the Patriots, replacing Ron Meyer. Berry, a former Patriots assistant coach, becomes the team's ninth head coach.

## 1985

- Oct. 13 Raymond Clayborn establishes a new team record for consecutive starts by starting his 111th straight game. Ray Hamilton had the old mark of 110 (set Sept. 16, 1973 to Oct. 26, 1980). Clayborn celebrated the record-setting day by scoring his first professional touchdown on a 27-yard interception return vs. Buffalo.
- Dec. 28 The Patriots defeated the New York Jets, 26-14, at The Meadowlands (East Rutherford,



Patriots head coach Raymond Berry was carried off the field by his players after the Patriots defeated the Miami Dolphins, 31-14, in the 1985 AFC Championship Game, advancing to Super Bowl XX.

## 1985 (Cont.)

N.J.) in the AFC wild-card game. With the victory, the Patriots won their first NFL playoff game (the Patriots were 0-3 in the NFL playoffs prior to the game).

## 1986

- Jan. 12 The Patriots defeated the Miami Dolphins, 31-14, to claim their first AFC Championship in team history. In doing so, the Patriots ended an 18-game losing streak at the Orange Bowl that began in 1967. Raymond Berry became the first Patriots head coach to lead his team to the Super Bowl.
- Jan. 26 The Patriots reach the Super Bowl for the first time in team history, playing the Chicago Bears in Super Bowl XX in the Louisiana Superdome in New Orleans. The Bears won the game, 46-10.



- Jan. 27 Defensive end Julius Adams retires after 15 years (all with the Patriots). He was the oldest active defensive lineman in the league at age 37 when he retired, and held the team record until 2000 with 210 games played.
- June 12 Coach Raymond Berry, who led the Patriots to the AFC Championship and Super Bowl XX in his first full season as the team's head coach, signs new five-year contract.
- June 30 John Hannah, who was selected to the Pro Bowl a team record nine times, announces his retirement. He retires after starting 183 games, a team record until 1999.
- Sept. 7 1985 AFC Championship banner is raised at Sullivan Stadium in pregame ceremony prior to the season opener vs. Indianapolis. The banner is 10 feet wide and 15 feet long. Mr. William H. "Billy" Sullivan, Jr. is joined by the governors from each of the New England states.
- Sept. 21 QB Tony Eason throws for a then team-record 414 yards. The Patriots lose to Seattle, 38-31, in the game played in Foxboro. Eason was 26-of-45 with three touchdowns and no interceptions.
- Dec. 7 WR Stanley Morgan establishes a new team record for catches in one season with his 67th catch (had five catches on the day). Morgan, who finished the season with 84 catches, broke Derrick Ramsey's previous mark of 66 catches, set in 1984.
- Dec. 31 NEP Partners purchase a three-year option to buy the Patriots.



# HISTORICAL TIMELINE: 1987-94

## 1987

- Nov. 29 Cornerback Raymond Clayborn ends his consecutive games played streak at 161. Clayborn broke Gino Cappelletti's record of 152 consecutive games played and Ray Hamilton's record 110 consecutive starts.

## 1988

- July 28 Victor K. Kiam II, the owner and chief executive officer of Remington Products, Inc. of Bridgeport, Conn., agrees to purchase the team from William H. "Billy" Sullivan, Jr.
- Oct. 28 Victor K. Kiam II becomes majority owner and chairman of the Patriots. Francis W. Murray, the minority owner, is the vice chairman. William H. "Billy" Sullivan, Jr., the founder and previous owner, remains as the team's president. The Kiam, Murray and Sullivan team is known as KMS Limited.
- Nov. 23 K-Korp, a company co-owned by Robert Kraft, purchases Sullivan Stadium.
- Dec. 4 Veteran wide receiver Stanley Morgan catches his 500th career reception vs. Seattle.

## 1989

- Jan. 6 Running back John Stephens is named the Old Spice/NFL Rookie of the Year.

## 1990

- Sullivan Stadium is renamed Foxboro Stadium.
- Feb. 27 Rod Rust is named the head coach of the Patriots, replacing Raymond Berry (who was relieved of his duties on Feb. 26). Rust, a former Patriots defensive coordinator, becomes the team's 10th head coach.
- Mar. 14 Former Patriots offensive guard John Hannah and cornerback Mike Haynes are selected to the National Football League's All-1980s team, while current linebacker Andre Tippett earned second-team honors.
- Dec. 20 Sam Jankovich, the University of Miami's Athletic Director from 1982-90, is named the chief executive officer of the Patriots.

## 1991

- Jan. 7 Dick MacPherson is named head coach of the Patriots, replacing Rod Rust (who was relieved of his duties on Jan. 4). MacPherson, the head coach at Syracuse for 10 seasons, becomes the team's 11th head coach.
- May 3 The installation of a natural grass playing surface at Foxboro Stadium is completed.
- July 27 Former Patriots offensive guard John Hannah is inducted into the Pro Football Hall of Fame in Canton, Ohio.



## 1992

- May 11 James B. Orthwein purchases the controlling interest of the Patriots from Victor K. Kiam II. Orthwein becomes Chairman of the Board of the club, while Francis W. Murray, the club's minority owner, becomes President. Sam Jankovich remains the CEO.
- Aug. Gino Cappelletti and Nick Buoniconti are inducted into the Patriots Hall of Fame.

## 1993

- Jan. 9 Sam Jankovich, the Patriots chief executive officer for the past two seasons, resigns.
- Jan. 21 Bill Parcells is named head coach of the Patriots, replacing Dick MacPherson (who was relieved of his duties on Jan. 8). Parcells becomes the team's 12th head coach. In addition, Patrick Forte is named Executive Vice President of Football Operations and James Hausmann is named Executive Vice President of Business Operations.
- Mar. 31 The Patriots unveil their new logo and uniforms at a press conference at the Four Seasons Hotel in Boston. The new icon features a streamlined head of a minuteman while the primary color of the uniforms changes from red to blue.
- Aug. 18 Bob Dee, Jim Lee Hunt, Steve Nelson and Babe Parilli are inducted into the Patriots Hall of Fame.

## 1994

- Jan. 2 Patriots LB Andre Tippett sacked Dolphin QB Scott Mitchell to record his 100th career sack. Tippett leads all Patriots with 100 sacks (Julius Adams ranks second with 80.5).
- Jan. 21 Robert K. Kraft becomes the Patriots fourth owner in the club's 35-year history with an agreement to purchase the team from James Orthwein.



Andre Tippett played in the final game of his career on Jan. 2, 1994. In that game, he sacked Miami's Scott Mitchell to end his career with a team-record 100.0 sacks.



# HISTORICAL TIMELINE: 1994-97

## 1994 (Cont.)

- Feb. 25 The sale of the Patriots from James Orthwein to Robert K. Kraft becomes official.
- Feb. 26 Patriots fans respond to the sale by purchasing 5,958 season tickets, a Patriots single-day sales record.



On January 21, 1994 Robert K. Kraft becomes the Patriots fourth owner in the club's 35-year history with an agreement to purchase the team from James Orthwein.



On February 26, 1994, Patriots fans respond to the sale by braving a snow storm to purchase 5,958 season tickets. The one-day mark is a Patriots single-day sales record.

- May 12 Andre Tippett is appointed director of player resources upon his announced retirement.
- June 1 Second-round draft choice Kevin Lee becomes the 10th and final 1994 Patriots draft choice to sign a contract. The 37-day signing period is the fastest reported to the league since the 1970 AFL-NFL merger.
- Nov. The Patriots announce WBCN - 104.1 FM as the team's new radio flagship station after reaching a three-year agreement.
- Dec. 24 The Patriots defeat the Chicago Bears, 13-3, clinching the team's first playoff berth since 1986.

## 1995

- Jan. 1 The Cleveland Browns defeat the Patriots 20-13 in a wild-card playoff game.
- Feb. 9 The Patriots announce Boston's ABC affiliate WCVB-TV (Channel 5) as their preseason television flagship station. WCVB will televise preseason games and a weekly Patriots show, called Patriots All-Access.
- Mar. 29 The Patriots publish their premier issue of *Patriots Football Weekly*, the team's official newspaper.

## 1995

- Apr. 29 For the first time in franchise history, every home game is sold out before the season begins as the remaining 15,000 tickets are sold individually to non-season ticket holders.

## 1996

- July 20 Owner Robert Kraft signs QB Drew Bledsoe to a seven-year contract extension.
- Dec. 8 The Patriots clinch their second playoff berth in two years by defeating the N.Y. Jets, 34-10.
- Dec. 15 The Patriots clinch their first AFC Division title since 1986.
- Dec. 21 The Patriots score 23 unanswered second half points and defeat the N.Y. Giants 23-22 to secure a first-round playoff bye and first home playoff game since 1978. WR Terry Glenn finished the 1996 season with 90 receptions, setting a new league rookie reception record (83 by Earl Cooper - 1980).

## 1997

- Jan. 5 The Patriots win their first home playoff game in team history by defeating the Pittsburgh Steelers 28-3 in Foxboro Stadium.
- Jan. 12 Otis Smith's 47-yard fumble return for a touchdown with 2:36 remaining enabled the Patriots to defeat the Jacksonville Jaguars 20-6 and earn their second AFC Championship and a trip to Super Bowl XXXI.
- Jan. 26 The Patriots lose 35-21 to the Green Bay Packers in Super Bowl XXXI. The two teams set a Super Bowl record for the most points scored by two teams in the first quarter with 24. At the time, the game was the fourth-most-watched program in television history.



- Jan. 31 Bill Parcells steps down as head coach.
- Feb. 3 The Patriots name Pete Carroll as their 13th head coach. Carroll, former head coach of the New York Jets in 1994, spent the '95 and '96 seasons as defensive coordinator of the San Francisco 49ers.
- July 26 Former Patriot CB Mike Haynes is inducted into the Pro Football Hall of Fame.
- Aug. 25 The Patriots introduce the world's first direct to digital nightly video webcast. The webcast contains everything from Patriots player interviews and press conferences to game reviews and previews.
- Sept. 21 For the third time in team history, and first since 1974, the Patriots started the 1997 season 4-0 with a 31-3 victory over Chicago.

# HISTORICAL TIMELINE: 1997-2002

## 1997 (Cont.)

- Dec. 22 The Patriots clinched their second consecutive AFC East Division Championship with a 14-12 victory over the Miami Dolphins. It was their first back-to-back division championship in franchise history and their third playoff appearance in four years. With their victory over the Dolphins, the Patriots finished the 1997 season 7-1 against their division opponents, which tied a then-franchise record.
- Dec. 28 The Patriots won their third home playoff game in two years when they defeated the Miami Dolphins, 17-3.

## 1998


- Jan. 3 The Patriots lost 7-6 to the Pittsburgh Steelers in the Divisional Playoff round.
- Feb. 23 William H. "Billy" Sullivan Jr., the founder of the New England Patriots, died at the age of 82 in Atlantis, Fla.
- Dec. 13 QB Drew Bledsoe completed a 4-yard pass to TE Lovett Purnell to become the Patriots' all-time leading completion leader, surpassing Steve Grogan (1,876).
- Dec. 20 The Patriots defeat the San Francisco 49ers, 24-21, to qualify for the playoffs for the third consecutive year.

## 1999

- Jan. 3 Jacksonville Jaguars defeat the Patriots, 25-10, in a wild card playoff game.
- Feb. 7 Patriots CB Ty Law returns an interception 67 yards for a touchdown to propel the AFC to a 23-10 victory in the Pro Bowl. Law, who was selected to play in the game for the first time, was named co-MVP for his efforts.
- June "Patriots All-Access," the Patriots weekly television show wins a New England Emmy for Best Sports Series.
- June 21 The Patriots sold all their remaining tickets for every regular season game in just 90 minutes.
- Nov. 15 Patriots linebacker Andre Tippett is inducted into the Patriots Hall of Fame.
- Dec. 6 In a Foxboro town meeting, over 93 percent of the town's residents voted in favor of passing six necessary articles to approve the stadium project.


## 2000

- Jan. 27 Patriots name Bill Belichick the 14th head coach in franchise history.



## 2000 (Cont.)

- April 18 The Patriots unveil the designs for their new stadium in a press conference at the Seaport Hotel in Boston. The newly designed uniforms feature a color change from a royal blue to Nautical Blue.
- June 15 Gillette Stadium's first concrete foundation is poured.
- Oct. 1 Quarterback Drew Bledsoe became the Patriots' all-time leading passer, surpassing Steve Grogan's total of 26,886 yards.



- Nov. 19 Tackle Bruce Armstrong became the Patriots' all-time leader in games played when he started his 207th career game vs. Cincinnati.

## 2001

- April 3 In celebration of a long-standing construction tradition, the final beam was hoisted into place at Gillette Stadium to signify the "topping off" of the structure's steel.
- July 30 The Neponset River is daylighted and diverted into a new corridor on the stadium site.
- Aug. 6 Patriots quarterback coach Dick Rehbein died due to a heart condition at the age of 45.
- Aug. 6 Seat installation begins at Gillette Stadium.
- Sept. 30 Former tackle Bruce Armstrong is inducted into the Patriots Hall of Fame.
- Oct. Installation of the new scoreboards and video boards begins at Gillette Stadium.
- Nov. 19 The grass playing surface is installed at Gillette Stadium.

## 2002

- Jan. 6 The Patriots defeated the Carolina Panthers, 38-6, and finished the 2001 season with an 11-5 record. They tied a then franchise record with 11 victories and claimed their third AFC East title in six seasons.
- Jan. 19 In a driving snowstorm, the Patriots beat the Oakland Raiders, 16-13 in overtime, in the final game at Foxboro Stadium to advance to the AFC Championship Game.
- Jan. 27 The Patriots beat the Pittsburgh Steelers, 24-17, to advance to the Super Bowl for the third time in their history and the second time in the last six years.

# HISTORICAL TIMELINE: 2002-03

## 2002 (Cont.)

- Feb. 3 The Patriots claimed the first Super Bowl championship of their 42-year history with a 20-17 win over the St. Louis Rams in Super Bowl XXXVI in New Orleans. Patriots kicker Adam Vinatieri nailed a 48-yard field goal as time expired to bring the Lombardi Trophy home to New England.



- Feb. 5 The state of Massachusetts held a victory parade for the Patriots. The parade traveled through downtown Boston and concluded with a rally at city hall. Approximately 1.25 million people attended the event.
- Feb. 13 The Patriots traveled to Rhode Island as part of their Super Bowl trophy tour for a rally held by the state to congratulate the franchise for their victory in Super Bowl XXXVI.
- Feb. 18 Demolition of Foxboro Stadium begins.
- March 5 The Patriots held the red-carpet premiere of their Super Bowl XXXVI video at the Loews Theatre at Boston Common.
- March 28 The NFL released its 2002 schedule and the Patriots were featured in a franchise record six nationally televised games.
- April 1 The Patriots and their Super Bowl trophy were on hand at Fenway Park for opening day of the 2002 Boston Red Sox season. In a pre-game ceremony, each of the players in attendance threw out the first pitch of the season.
- April 2 The Patriots were invited to the White House and were congratulated on their victory in Super Bowl XXXVI by the President of the United States, George W. Bush.



## 2002 (Cont.)

- April 10 The Patriots traveled to New Hampshire and Vermont as part of their Super Bowl Trophy Tour and took part in rallies in both states to celebrate their victory in Super Bowl XXXVI.
- April 17 The Patriots continued their Super Bowl Trophy Tour with a trip to Maine.
- May 6 The Patriots moved into their new offices and facilities at their new stadium.
- May 9 The New England Revolution soccer team participated in the first practice held at the new stadium.
- May 11 The Revolution played in the first game at the new stadium. In the stadium's "soft opening," the lower seating bowl and concourse are opened to the public for the first time.
- June 1 Demolition of Foxboro Stadium is completed.
- June 4 The Patriots traveled to Connecticut as part of their Super Bowl Trophy Tour to thank their fans for their support.
- June 6 The Patriots open a three-day minicamp, the first time the entire team worked together at the new stadium.
- June 9 Robert Kraft hosted the Patriots Super Bowl ring ceremony at the Boston Harbor Hotel.
- Aug. 5 Patriots signed a 15-year agreement with the Gillette Company for exclusive naming rights to Gillette Stadium.



- Aug. 17 Patriots host first football game at Gillette Stadium, a 16-15 preseason victory over the Philadelphia Eagles.
- Sept. 9 Patriots host the grand opening of Gillette Stadium against the Pittsburgh Steelers on Monday Night Football. The Patriots defeated the Steelers 30-14.
- Sept. 22 Troy Brown established a single-game franchise record with 16 catches vs. Kansas City.
- Dec. 8 The Patriots extended their radio agreement with WBCN.
- Dec. 16 Robert and Jonathan Kraft named 2002 Sports Industrialists of the Year by *The Sports Business Daily*.

## 2003

- Aug. 27 Robert Kraft presents offensive lineman Joe Andruzzi with the first annual New England Patriots Ron Burton Community Service Award. The award is presented in honor of Burton, the first draft choice in team history and a dedicated member of the New England community.

# HISTORICAL TIMELINE: 2003-06

## 2003 (Cont.)

- Dec. 7 The Patriots defeated the Miami Dolphins, 12-0, in snowy Foxborough to claim the seventh division title in franchise history.
- Dec. 27 New England closed out the then-best regular season in franchise history with a 31-0 shut-out over the Buffalo Bills to finish the season with a 14-2 record, the best mark in the NFL.

## 2004

- Jan. 10 In the coldest game in team history (four degrees), the Patriots beat Tennessee 17-14 in the divisional playoffs at Gillette Stadium.
- Jan. 18 New England hosted the AFC Championship for the second time in club history and advanced to the fourth Super Bowl in team annals with a 24-14 win over the Indianapolis Colts.
- Jan. 21 Robert K. Kraft celebrated the 10th anniversary of his purchase of the franchise.
- Feb. 1 The Patriots won the Super Bowl for the second time in three seasons with a thrilling



32-29 victory over Carolina in Super Bowl XXXVIII at Reliant Stadium in Houston.

- Feb. 3 More than 1.5 million Patriots fans jammed the streets of Boston for a victory parade that ends with a rally at City Hall Plaza.
- March 21 The Patriots brought the Lombardi Trophy to Manchester, N.H., to celebrate their Super Bowl XXXVIII victory with the fans of New Hampshire.
- April 7 The Patriots brought the Lombardi Trophy to a victory parade in Portland, Maine.
- April 9 Robert Kraft threw out the first pitch at the Boston Red Sox' 2003 Opening Day ceremonies at Fenway Park.
- April 22 The Patriots released the DVD "3 Games to Glory II," at a premiere event in Randolph, Mass. The two-disc set contains nearly five hours of features chronicling and commemorating the Patriots' record-setting 2003 season.
- May 8 The Patriots brought the Lombardi Trophy to Water Fire in Providence, R.I. to share their Super Bowl victory with the fans of Rhode Island.
- May 10 The Patriots visited the White House, where they were honored by President George W. Bush.
- June 13 Robert Kraft presented the Patriots with Super Bowl XXXVIII rings in a ceremony at his home.
- Sept. 9 The Patriots opened the NFL's 2004 regular season with a 27-24 victory over Indianapolis in a Thursday prime-time matchup at Gillette Stadium. Robert Kraft unveiled the team's second Super Bowl Championship Banner as part of a star-studded pregame ceremony that included musical performances from Elton John, Toby Keith, Destiny's Child and Lenny Kravitz.
- Oct. 10 New England set the all-time pro football record with its 19th consecutive victory, a 24-10 win over the Miami Dolphins at Gillette

## 2004 (Cont.)

- Stadium. The winning streak eventually extended to 21 games.
- Dec. 12 The Patriots clinched their eighth AFC East crown following a 35-28 win over Cincinnati in Foxborough.

## 2005

- Jan. 16 New England advanced to the AFC Championship Game with a 20-3 victory over Indianapolis amid snowy conditions at Gillette Stadium. The Patriots held the highest-scoring offense in the NFL to just a field goal.
- Jan. 23 The Patriots won their fifth AFC Championship with a 41-27 victory over the Pittsburgh Steelers at Heinz Field, setting a franchise playoff record for points against the NFL's top defense.
- Feb. 6 The Patriots outlasted the Philadelphia Eagles in Super Bowl XXXIX, posting a 24-21 win for their third championship. The Patriots became just the second franchise in NFL history to win three out of four Super Bowls.
- Feb. 8 More than a million fans line the streets of Boston as the Patriots take part in a rolling rally through the city.



- March 20 The Patriots brought the Lombardi Trophy to Manchester, N.H., to celebrate with the fans of New Hampshire.
- April 8 The Patriots brought the Lombardi Trophy to a victory parade in Portland, Maine.
- April 13 The Patriots returned to the White House to be honored as champions by President Bush.
- April 21 The commemorative DVD "3 Games to Glory III" was released at a premiere event in Randolph, Mass.
- June 12 Robert Kraft presented the Patriots with Super Bowl XXXIX rings in a ceremony at his home.
- Sept. 8 The Patriots raised their third Super Bowl banner prior to a 30-20 victory over the Oakland Raiders in the 2005 regular-season opener.
- Sept. 19 *Forbes* magazine names the Patriots 'The Best Team in Sports' and Robert Kraft appears on the cover of the issue.
- Dec. 4 On a snowy day, the Patriots defeat the New York Jets, 16-3, to improve to 9-0 all-time in snow games in Foxborough.
- Dec. 12 Quarterback Tom Brady is named *Sports Illustrated's* Sportsman of the Year.
- Dec. 17 The Patriots clinch their third straight AFC East title with a 28-0 victory over Tampa Bay in Foxborough. The title marked New England's fourth division championship in a five-year span.

## 2006


- Jan. 1 The Patriots celebrate the 25th anniversary of the 1985 AFC Championship team by honoring



# HISTORICAL TIMELINE: 2006-08

## 2006 (Cont.)

50 former players and coaches at halftime of the 2005 regular-season finale at Gillette Stadium.



- Jan. 7 The Patriots defeat the Jacksonville Jaguars, 28-3 in a wild card playoff game. The victory was New England's 10th consecutive playoff win, setting an all-time NFL record.
- Nov. 5 Troy Brown grabs his 535th career reception, in a game against the Indianapolis Colts, passing Stanley Morgan (534 receptions) to become the Patriots' all-time receptions leader.
- Dec. 24 The Patriots capture their fourth consecutive AFC East title with a 24-21 victory over the Jacksonville Jaguars. Their four straight titles ties the AFC East division record.

## 2007


- Jan. 7 New England defeats the N.Y. Jets 37-16 in a first-round playoff game at Gillette Stadium. The Patriots streak of four straight seasons with a playoff victory tied the fifth longest such streak in NFL history.
- Jan. 14 The Patriots advance to their third AFC Championship Game in four seasons with a 24-21 road win against the top-seeded San Diego Chargers.
- May 20 The Kraft Group makes public its plans for Patriot Place, a super-regional shopping and entertainment destination on the grounds of Gillette Stadium. The development will include a mix of more than 70 retail and entertainment options for visitors.
- May 20 The Kraft Group unveils its vision for The Hall at Patriot Place, a football-themed museum to be located within the larger Patriot Place development and slated to open in Fall 2008. The Hall will honor Patriots greats and will give fans an opportunity to celebrate the team's championship tradition through a cutting-edge multimedia experience.

## 2007 (Cont.)

- Aug. 27 Stanley Morgan is enshrined in the Patriots Hall of Fame in an induction ceremony at the Patriots Kickoff Gala at Gillette Stadium.
- Sept. 6 Robert Kraft is ranked as the top NFL owner on *Sports Business Journal's* list of the 20 most influential people in the NFL.
- Sept. 9 Ellis Hobbs returns a kickoff 108 yards for a touchdown in the Patriots' season opener, setting an NFL record for the longest kickoff return in league history.
- Oct. 21 Tom Brady throws a franchise-record six touchdown passes in a 49-28 win over the Dolphins. His 158.3 passer rating in the game is the second perfect rating in Patriots history.
- Nov. 4 Tom Brady throws his 33rd touchdown pass of the season, setting a franchise record in a 24-20 victory over Indianapolis Colts. The game between the 7-0 Patriots and the 8-0 Colts was the latest matchup of undefeated teams in NFL history.
- Nov. 14 Bass Pro Shops holds its grand opening at Patriot Place.
- Nov. 18 The Patriots tie a franchise record for points in a 56-10 win at Buffalo. Randy Moss sets a team record with four touchdown catches.
- Nov. 19 A topping off ceremony is held for The Hall at Patriot Place.
- Dec. 3 The then-largest audience in cable television history (17.5 million) watches the Patriots' thrilling last-minute 27-24 victory over Baltimore on Monday Night Football.
- Dec. 9 The Kraft Group and CBS Corp. announce plans to launch The CBS Scene Restaurant and Bar, a 15,000 sq. ft. state-of-the-art entertainment and sports venue at Patriot Place.
- Dec. 29 The Patriots defeat the New York Giants, 38-35, to complete the first 16-0 regular season in NFL history. Tom Brady sets a new NFL record with his 50th touchdown pass and Randy Moss sets a league mark with his 23rd touchdown reception. The Patriots finish the season with a league-record 589 points and 75 touchdowns.

## 2008

- Jan. 5 Tom Brady is named the NFL's Most Valuable Player by the Associated Press.
- Jan. 20 The Patriots win their sixth AFC Championship with a 20-12 victory over San Diego at Gillette





# HISTORICAL TIMELINE: 2008-09

## 2008 (Cont.)

- Stadium, advancing to Super Bowl XLII with an unprecedented 18-0 record.
- Jan. 27 More than 15,000 fans and Massachusetts Governor Deval Patrick participate in a snowy send-off rally at Gillette Stadium as the Patriots depart for Arizona and Super Bowl XLII.
- Feb. 2 Andre Tippett is elected to the Pro Football



**Randy Moss set an NFL record with his 23rd touchdown catch of the season on Dec. 29, 2007 in a game against the New York Giants.**

Hall of Fame, becoming the second player to earn the honor after playing his entire career as a Patriot.

- Feb. 3 The Patriots fall to the New York Giants, 17-14, in Super Bowl XLII. The Patriots take a 14-10 lead with 2:42 remaining, but a Giants touchdown with 0:35 left clinches the game.



- Mar. 11 The Hall at Patriot Place launches the website [newenglandfootball.com](http://newenglandfootball.com), an initiative to promote high school football in New England.
- July 7 Ben Coates is elected to the Patriots Hall of Fame in voting by fans on Patriots.com.
- Aug. 2 Andre Tippett is inducted into the Pro Football Hall of Fame in Canton, Ohio. He is presented by Patriots Chairman and CEO Robert Kraft, and joins John Hannah as the only career Patriots in the Pro Football Hall of Fame.
- Sept. 6 The Kraft Group and CBS open CBS Scene Restaurant & Bar, a three-story, 15,000-square-foot, one-of-a-kind entertainment and dining destination at Patriot Place, with a star-studded red carpet event.
- Sept. 18 A ribbon-cutting ceremony is held at The Hall at Patriot Place presented by Raytheon, unveiling a first-of-its-kind experience that

## 2008 (Cont.)

- showcases the history of the New England Patriots, provides a permanent home for the franchise's Hall of Fame and promotes math and sciences education through football.
- Sept. 20 In a ceremony attended by thousands of Patriots fans outside The Hall at Patriot Place, 12 members of the Patriots Hall of Fame were re-inducted and Ben Coates was inducted as the 13th member.
- Sept. 22 The Hall at Patriot Place presented by



**Patriots Hall of Famers (from left) Ben Coates, Stanley Morgan, Steve Grogan, Mike Haynes, Andre Tippett, Nick Buoniconti, Steve Nelson, John Hannah and Vito "Babe" Parilli were honored at halftime of a Sept. 21, 2008 game at Gillette Stadium as part of the inaugural Induction Weekend at The Hall at Patriot Place presented by Raytheon.**

- Raytheon opens to the public.
- Sept. 25 Wide receiver Troy Brown announces his retirement from football. His significant contributions in all three phases of the game – offense, defense and special teams – made him one of the most beloved players in the history of the Patriots franchise.
- Oct. 20 Andre Tippett, a member of the Pro Football Hall of Fame Class of 2008, is honored at Andre Tippett Night at Gillette Stadium.

## 2009

- Jan. 22 The Patriots unveil their 50th season logo, which will brand all of the team's activities in 2009.
- March 24 On the occasion of the team's 50th season, Patriots Chairman and CEO Robert Kraft inducts William H. "Billy" Sullivan, the team's founder, into the Patriots Hall of Fame as the first contributor to be enshrined.
- June 10 Jim Nance is elected to the Patriots Hall of Fame in voting by fans on Patriots.com.
- Oct. 18 The Patriots set team records for points in a game (59) and total net yards (619) in a 59-0 victory vs. Tennessee in snowy conditions at Gillette Stadium. Tom Brady sets an NFL record with five



# HISTORICAL TIMELINE: 2009-2011

## 2009

- touchdown passes in the second quarter.
- Oct. 25 The Patriots play their first game on foreign soil as part of the NFL's International Series in front of 84,000 fans at London's historic Wembley Stadium. The Patriots defeat the Tampa Bay Buccaneers, 35-7.



- Nov. 30 Tom Brady passes Drew Bledsoe (29,657) to become New England's all-time passing leader.
- Dec. 6 Randy Moss and Wes Welker both go over 1,000 yards receiving at Miami to become the first Patriots players and only the sixth set of players in NFL history to have three straight 1,000-yard seasons.
- Dec. 13 Wes Welker reaches 100 receptions for the third consecutive season on a 6-yard pass from Tom Brady in the third quarter vs. Carolina. Welker reached 100 receptions in his 11th game of the season to tie Marvin Harrison for the fewest individual games played to reach 100 receptions in a season in NFL history.
- Dec. 20 The Patriots beat Buffalo, 17-10, to win their ninth game of the season and become the first



team to win more than half of their games in nine straight seasons since free agency began in 1993 and only the fifth team to do so since the 1970 merger.

- Dec. 27 The Patriots clinch the AFC East Division title for the seventh time in nine seasons with a 35-7 victory over the Jacksonville Jaguars at Gillette Stadium. The Patriots earned their 11th playoff berth in the 16 seasons since Robert Kraft purchased the team.

## 2010

- June 14 Sam "Bam" Cunningham, the franchise's all-time leading rusher, is selected by fans as the 2010 inductee to the Patriots Hall of Fame.
- Aug. 2 Patriot Place announces the completion of a photovoltaic power system that will generate approximately 525 kilowatts of clean, renewable solar power at Patriot Place

## 2010 (Cont.)



- Oct. 4 The Patriots become the first team in NFL history to score a touchdown five different ways in the same game at Miami. The Patriots score a rushing touchdown, a receiving touchdown,



- have a kickoff returned for a touchdown, block a field goal that is returned for a touchdown and return an interception for a touchdown.
- Oct. 23 Gillette hosts the "Colonial Clash" between the University of Massachusetts and the University of New Hampshire, the first college football game ever to be played at Gillette Stadium.
- Nov. 25 Tom Brady records a perfect quarterback rating after finishing 21-of-27 for 341 yards with four touchdowns and no interceptions in a 45-24 victory at Detroit on Thanksgiving Day. It is the second time in his career that he has finished with a perfect rating (10/21/07 at Miami), making him the third player ever to have more than one game with a perfect rating (min. 20 attempts).
- Dec. 12 New England qualifies for the playoffs for the 18th time in its 51-year history with a 36-7 win at Chicago to mark the 12th playoff appearance in the 17 years that Robert Kraft has owned the franchise.
- Dec. 26 The Patriots clinch the AFC East Championship and the AFC's top seed, including home-field advantage throughout the playoffs with a 34-3 victory at the Buffalo Bills.
- Dec. 28 QB Tom Brady, G Logan Mankins, LB Jerod Mayo, CB Devin McCourty, S Brandon Meriweather and DL Vince Wilfork are selected to the 2011 AFC Pro Bowl team. (WR Wes Welker and LT Matt Light are later added to the roster.)

## 2011

- Jan. 2 BenJarvus Green-Ellis rushes for 80 yards in the regular-season finale against the Dolphins to give him 1,008 yards on the season. He becomes the 11th New England player to

# HISTORICAL TIMELINE: 2011-2013

## 2011 (Cont.)

- record a 1,000-yard rushing season and the first since Corey Dillon in 2004.
- Jan. 2 New England head coach Bill Belichick guides the Patriots to an NFL-best 14-2 after a 38-7 win over Miami. Belichick becomes the first head coach ever to win at least 14 regular-season games in four separate seasons.
- Feb. 2 Bill Belichick is named the Associated Press Coach of the Year for the third time in his career.
- Feb. 3 The Patriots offensive line is named the 2010 Madden Most Valuable Protectors.
- Feb. 6 Tom Brady is named the Associated Press NFL Most Valuable Player for the second time in his career. He is the first ever unanimous selection.
- March 27 Jon Morris selected to the Patriots Hall of Fame by 10-person senior selection committee.
- May 16 Drew Bledsoe is elected to the Patriots Hall of Fame in voting by fans on Patriots.com.
- July 25 Robert Kraft and Colts C Jeff Saturday share a now-iconic moment during a news conference announcing the end of the four-and-a-half-month lockout. Kraft was recognized by the players and owners as critical in getting the deal done.
- Aug. 11 The Patriots dedicate the 2011 season to the late Myra Kraft and debut "MHK" patches on player jerseys and coaching apparel.
- Dec. 18 With a win at Denver, the Patriots clinch a playoff birth for the 13th time in the 18 seasons since Robert Kraft purchased the team in 1994.
- Dec. 27 Eight Patriots are selected to the Pro Bowl: Tom Brady, Andre Carter, Rob Gronkowski, Logan Mankins, Matthew Slater, Brian Waters, Wes Welker and Vince Wilfork.



## 2012

- Jan. 14 The Patriots set single-game playoff franchise records for points (45) and yards (509) at home in a 45-10 AFC Divisional round win over Denver.
- Jan. 22 New England advanced to its seventh Super Bowl (sixth of the Kraft era) as a last-minute Ravens' field goal attempt



## 2012 (Cont.)

- sails wide left and the Patriots hang on for a 23-20 victory.
- Feb. 5 The Patriots fell behind to the Giants early and battle back to claim a 17-9 second-half lead. But the N.Y. Giants engineered an 88-yard touchdown drive late in the fourth quarter to defeat the Patriots, 21-17 in Super Bowl XLVI.
- May 7 Veteran T Matt Light formally announces his retirement in a press conference at the Hall at Patriot Place presented by Raytheon after a stellar 11-year NFL career. Chairman and CEO Robert Kraft and head coach Bill Belichick shared their memories in front of a packed house that included fans, media, family members as well as the entire offensive line.
- June 4 Troy Brown is elected to the Patriots Hall of Fame in voting by fans on Patriots.com.
- July 20 Longtime Patriots radio color analyst Gino Cappelletti announces his retirement from the broadcast booth. Former Patriots QB Scott Zolak replaces him in the booth.
- Oct. 9 Veteran RB Kevin Faulk formally announces his retirement in a press conference at the Hall at Patriot Place presented by Raytheon. Faulk, a 1999 second-round pick (46th overall) out of LSU, ended his career as the Patriots' all-time leading return specialist, totaling 5,041 combined return yards (4,098 kick return yards and 943 punt return yards). Faulk ranks fifth in Patriots history in rushing yards (3,607), fifth in receptions (431), eleventh in pass receiving yards (3,701) and sixth in total punt return yards (943).
- Oct. 28 The Patriots play their second game on foreign soil as part of the NFL's International Series in front of 84,000 fans at London's historic Wembley Stadium. The Patriots defeat the St. Louis Rams, 45-7.
- Dec. 2 Patriots defeat the Dolphins to clinch their 15th division crown in franchise history, marking the second earliest the team has wrapped up the division title (2007: Nov. 25).
- Dec. 10 With a 42-14 win over the Houston Texans on Monday Night Football, the Patriots reached at least 10 regular season wins for the 10th consecutive season. San Francisco (16) is the only other team to accomplish that feat.
- Dec. 27 Seven Patriots are selected to the Pro Bowl: Tom Brady, Rob Gronkowski, Logan Mankins, Jerod Mayo, Matthew Slater, Wes Welker and Vince Wilfork.
- Dec. 30 During a pregame ceremony to honor Gil Santos and Gino Cappelletti, Patriots Chairman and CEO Robert Kraft announced that Santos, the legendary Voice of the New England Patriots, would be a 2013 inductee into the Patriots Hall of Fame. Santos becomes just the second non-player to earn the honor as a contributor for his off-field contributions to the team. The Patriots went on to defeat the Dolphins, 28-0 and clinch the No. 2 seed in the AFC.



# HISTORICAL TIMELINE: 2013

## 2013

- Jan. 20 The Patriots fall to the Ravens, 28-13, in the AFC Championship game, marking only the second time in team history the club has dropped a conference championship game. The Patriots are now 7-2 in AFC Championship Games, including a 4-1 record at home and a 3-1 record at Gillette Stadium.
- May 21 Tedy Bruschi is elected to the Patriots Hall of Fame in voting by fans on Patriots.com.
- Nov. 24 The Patriots came back from a 24-point deficit to defeat the Denver Broncos, 34-31, in overtime, marking the largest comeback win in team history. New England trailed 24-0 at halftime.
- Dec. 22 The New England Patriots put on a performance worthy of a division champion as they breezed to a 41-7 victory over the defending Super Bowl Champion Baltimore Ravens. The

## 2013 (Cont.)

- Patriots (11-4) were assured of their fifth straight AFC East title before the game started when Miami lost at Buffalo. New England has now qualified for the playoffs 21 times in its history and 15 times under owner Robert Kraft. It is the 11th division crown for Bill Belichick, tied with Don Shula for the most division titles since the 1970 merger. Tom Brady has now led the Patriots to 11 division titles, more than any other starting quarterback in NFL history. Four Patriots are selected to the Pro Bowl: Tom Brady, Logan Mankins, Matthew Slater and Aqib Talib. Stephen Gostkowski would also be added later.
- Dec. 27 The Patriots lose the AFC Championship Game in Denver, 26-16, marking the team's third straight appearance in the conference title game and its second consecutive defeat.
- Jan. 19

## RON BURTON COMMUNITY SERVICE AWARD

In 2003, Patriots owner Robert Kraft established the annual New England Patriots Ron Burton Community Service Award. The honor recognizes the Patriots player who most embodies the qualities of Burton, who was the first player drafted by the team in 1960 and was known for his commitment to the community and helping others. The award is given annually at the New England Patriots Charitable Foundation Kickoff Gala, and the recipient is honored on a permanent trophy that resides in the Patriots locker room.

### RON BURTON AWARD WINNERS

2003..... Joe Andruzzi	2009..... Kevin Faulk
2004..... Troy Brown	2010..... Vince Wilfork
2005..... Matt Light	2011..... Jerod Mayo
2006..... Jarvis Green	2012..... Zoltan Mesko
2007..... Ty Warren	2013..... Matthew Slater
2008..... Larry Izzo	



Robert Kraft, joined by JoAnn Burton, presents Matthew Slater with the 2013 Ron Burton Community Service Award.



# PATRIOTS HOME FIELDS

Regular Season Records Only



Foxboro Stadium also known as Schaefer Stadium (1971-82) and Sullivan Stadium (1983-89)



Year	Home Field	Home Record	Overall Record
1960	Boston University Field	3-4-0	5-9-0
1961	Boston University Field	4-2-1	9-4-1
1962	Harvard Stadium	1-0-0	
	Boston University Field	5-1-0	9-4-1
1963	B.C. Alumni Stadium	1-0-0	
	Fenway Park	4-1-1	7-6-1
1964	Fenway Park	4-2-1	10-3-1
1965	Fenway Park	1-4-2	4-8-2
1966	Fenway Park	4-2-1	8-4-2
1967	B.C. Alumni Stadium	1-0-0	
	Fenway Park	1-4-0	3-10-1
1968	Legion Field, Birmingham	0-1-0	
	Fenway Park	2-4-0	4-10-0
1969	B.C. Alumni Stadium	2-5-0	4-10-0
1970	Harvard Stadium	1-6-0	2-12-0
1971	Schaefer Stadium	5-2-0	6-8-0
1972	Schaefer Stadium	2-5-0	3-11-0
1973	Schaefer Stadium	3-4-0	5-9-0
1974	Schaefer Stadium	3-4-0	7-7-0
1975	Schaefer Stadium	2-5-0	3-11-0
1976	Schaefer Stadium	6-1-0	11-3-0
1977	Schaefer Stadium	6-1-0	9-5-0
1978	Schaefer Stadium	5-3-0	11-5-0
1979	Schaefer Stadium	6-2-0	9-7-0
1980	Schaefer Stadium	6-2-0	10-6-0
1981	Schaefer Stadium	2-6-0	2-14-0
1982	Schaefer Stadium	3-1-0	5-4-0
1983	Sullivan Stadium	5-3-0	8-8-0
1984	Sullivan Stadium	5-3-0	9-7-0
1985	Sullivan Stadium	7-1-0	11-5-0
1986	Sullivan Stadium	4-4-0	11-5-0
1987	Sullivan Stadium	5-3-0	8-7-0
1988	Sullivan Stadium	7-1-0	9-7-0
1989	Sullivan Stadium	3-5-0	5-11-0
1990	Foxboro Stadium	0-8-0	1-15-0
1991	Foxboro Stadium	4-4-0	6-10-0
1992	Foxboro Stadium	1-7-0	2-14-0
1993	Foxboro Stadium	3-5-0	5-11-0
1994	Foxboro Stadium	5-3-0	10-6-0
1995	Foxboro Stadium	3-5-0	6-10-0
1996	Foxboro Stadium	6-2-0	11-5-0
1997	Foxboro Stadium	6-2-0	10-6-0
1998	Foxboro Stadium	6-2-0	9-7-0
1999	Foxboro Stadium	5-3-0	8-8-0
2000	Foxboro Stadium	3-5-0	5-11-0
2001	Foxboro Stadium	6-2-0	11-5-0
2002	Gillette Stadium	5-3-0	9-7-0
2003	Gillette Stadium	8-0-0	14-2-0
2004	Gillette Stadium	8-0-0	14-2-0
2005	Gillette Stadium	5-3-0	10-6-0
2006	Gillette Stadium	5-3-0	12-4-0
2007	Gillette Stadium	8-0-0	16-0-0
2008	Gillette Stadium	5-3-0	11-5-0
2009	Gillette Stadium	8-0-0	10-6-0
2010	Gillette Stadium	8-0-0	14-2-0
2011	Gillette Stadium	7-1-0	13-3-0
2012	Gillette Stadium	6-2-0	12-4-0
2013	Gillette Stadium	8-0-0	12-4-0
TOTALS		248-155-6	438-374-9

HISTORY



# PATRIOTS ALL-TIME ROSTER

Editor's Note: This list includes all players who have participated in at least one game for the Patriots or have accrued at least one season of veteran status with the team.  
(\*Notes incomplete information for games started.)

## - A -

Name	Pos.	#	College	Years	GP	GS
Abdullah, Rabih	RB	27	Lehigh.....	2004.....	9.....	0
Abrams, Bobby	LB	50	Michigan.....	1995.....	9.....	1
Acks, Ron	LB	51	Illinois.....	1972-73.....	28.....	27
Adams, Bob	TE	80	Pacific.....	1973-74.....	24.....	12
Adams, George	RB	33	Kentucky.....	1990-91.....	18.....	8
Adams, Julius	DE	69/85	Texas Southern.....	1971-85,87.....	206.....	90
Adams, Philip	DB	26	South Carolina State.....	2011.....	6.....	0
Adams, Sam	OG	61	Prairie View.....	1972-80.....	119.....	90
Adams, Titus	DL	62	Nebraska.....	2009.....	2.....	0
Addison, Tom	LB	53	South Carolina.....	1960-67.....	14.....	11*
Agnew, Ray	DE	92	North Carolina State.....	1990-94.....	66.....	37
Aiken, Danny	LS	48	Virginia.....	2011-12.....	32.....	0
Aiken, Kamar	WR	16	Central Florida.....	2012.....	1.....	0
Aiken, Sam	WR	88	North Carolina.....	2008-09.....	28.....	9
Akbar, Hakim	S	29	Washington.....	2001.....	6.....	0
Akins, Chris	S	34	Arkansas-Pine Bluff.....	2003.....	12.....	0
Alexander, Eric	LB	49/52	Louisiana State.....	2004-09.....	45.....	0
Alexander, Rogers	LB	91	Penn State.....	1987.....	3.....	2
Allard, Don	QB	12	Boston College.....	1962.....	4.....	NA
Allen, Marvin	RB	39	Tulane.....	1988-91.....	37.....	3
Allen, Terry	RB	22	Clemson.....	1999.....	16.....	13
Allen, Will	CB	26	Syracuse.....	2012.....	0.....	0
Andrews, Willie	DB	23	Baylor.....	2006-07.....	30.....	0
Andersen, Jason	C	67	BYU.....	1998-2000.....	18.....	0
Anderson, Bob	RB	33	Colorado.....	1975.....	5.....	0
Anderson, Darren	CB	25	Toledo.....	1992.....	1.....	0
Anderson, Mark	DE	95	Alabama.....	2011.....	16.....	11
Anderson, Ralph	S	49	West Texas State.....	1973.....	13.....	11
Andruzzi, Joe	G	63	Southern Connecticut State.....	2000-04.....	72.....	72
Antrum, Glenn	WR	48	Connecticut.....	1989.....	1.....	0
Antwine, Houston	DT	65	Southern Illinois.....	1961-71.....	142.....	58
Armstrong, Bruce	OT	78	Louisville.....	1987-2000.....	212.....	212
Arrington, Kyle	CB	27/24	Hofstra.....	2009-12.....	56.....	40
Arthur, Mike	C	65	Texas A&M.....	1993-94.....	44.....	38
Ashton, Josh	RB	31	Tulsa.....	1972-74.....	38.....	20
Ashworth, Tom	OT	68	Colorado.....	2002-05.....	37.....	30
Atchason, Jack	OE	85	Western Illinois.....	1960.....	1.....	NA
Atessis, Bill	DE	73	Texas.....	1971.....	5.....	0
Atkinson, Ricky	DB	22/37	S. Connecticut State.....	1987.....	1.....	0
Avezzano, Joe	OC	50	Florida State.....	1966.....	3.....	NA
Ayi, Kole	LB	99	Massachusetts.....	2001.....	1.....	0

## - B -

Baab, Mike	C	68	Texas.....	1988-89.....	31.....	28
Bahr, Matt	K	3	Penn State.....	1993-95.....	32.....	0
Bailey, Bill	RB	37	Cincinnati.....	1969.....	2.....	0
Bailey, Rodney	DL	96	Ohio State.....	2004.....	0.....	0
Bain, Bill	OT	62	Southern Cal.....	1986.....	3.....	0
Baker, Chris	TE	86	Michigan State.....	2009.....	16.....	7
Baker, Melvin	WR	83	Texas Southern.....	1975.....	1.....	0
Baker, Rashad	S	32	Tennessee.....	2006-07.....	13.....	0
Baldinger, Rich	OL	74	Wake Forest.....	1993.....	15.....	15
Ballard, Jake	TE	88	Ohio State.....	2012.....	0.....	0
Ballou, Mike	LB	51	UCLA.....	1970.....	14.....	4
Banks, Willie	G	78	Alcorn A&M.....	1973.....	13.....	1
Banta-Cain, Tully	LB	48/95	California.....	2003-06, 09-10.....	85.....	21
Barber, Kantroy	FB	46	West Virginia.....	1996.....	0.....	0
Barker, Jay	QB	7	Alabama.....	1995.....	0.....	0
Barnard, Brooks	P	8	Maryland.....	2003.....	1.....	0
Barnes, Bruce	P	3	UCLA.....	1973-74.....	23.....	0
Barnes, Pete	LB	59	Southern University.....	1976-77.....	25.....	18
Barnes, Rodrigo	LB	59	Rice.....	1974-75.....	6.....	0
Barnett, Harlon	S	42	Michigan State.....	1993-94.....	30.....	28
Barnett, Troy	DE	98	North Carolina.....	1994-95.....	31.....	15
Barrett, Josh	S	30	Arizona State.....	2010-12.....	5.....	4
Bartrum, Mike	TE	86	Marshall.....	1996-99.....	57.....	0
Baty, Greg	TE	48/85	Stanford.....	1986-87.....	21.....	7
Baumann, Charlie	K	8	West Virginia.....	1991-92.....	25.....	0
Bavaro, David	LB	52	Syracuse.....	1993-94.....	21.....	5
Baxter, Fred	TE	49/84	Auburn.....	2002-03.....	13.....	0
Beach, Walter	DB	26/41	Central Michigan.....	1960-61.....	18.....	NA
Beadles, Terrance	G	75	Arkansas Pine Bluff.....	2000.....	0.....	0
Beaudoin, Doug	S	27	Minnesota.....	1976-79.....	35.....	20
Beer, Tom	TE	82	Houston.....	1970-72.....	42.....	12
Beisel, Monty	LB	52	Kansas State.....	2005.....	15.....	6
Beit, Bill	K	8	Kansas.....	1973.....	3.....	0
Bellino, Joe	RB	27	Navy.....	1965-67.....	35.....	1
Bennett, Phil	LB	52	Miami.....	1960.....	2.....	NA
Benson, Mike	WR	86	S. Connecticut State.....	1987.....	0.....	0
Benson, Thomas	LB	53	Oklahoma.....	1989.....	12.....	0
Benzinger, John	OL	67	Massachusetts.....	1987.....	1.....	0

# PATRIOTS ALL-TIME ROSTER

Name	Pos.	#	College	Years	GP	GS
Bequette, Jake	DE	92	Arkansas	2012	3	0
Berger, Ron	DE	88	Wayne State	1969-72	42	23
Beverly, Randy	DB	27	Colorado State	1970-71	20	3
Bianchini, Frank	RB	30	Hofstra	1987	1	0
Billups, Terry	CB	23	North Carolina	1999	2	1
Biscaha, Joe	OE	34	Richmond	1960	1	NA
Bishop, Michael	QB	7	Kansas State	1999-2000	8	0
Bishop, Richard	NT	64	Louisville	1976-81	85	51
Bjornson, Eric	TE	86	Washington	2000	8	6
Black, Mel	LB	51/94	Eastern Illinois	1986-87	6	2
Blackmon, Don	LB	55	Tulsa	1981-87	89	72
Blahak, Joe	CB	21	Nebraska	1976	2	0
Blanchard, Dick	LB	49	Tulsa	1972	14	1
Blanks, Sid	RB	22	Texas A&I	1969-70	28	0
Bledsoe, Drew	QB	11	Washington State	1993-2001	124	123
Bleier, Bob	QB	10	Richmond	1987	3	2
Bodden, Leigh	CB	23	Duquesne	2009-11	20	15
Bolden, Brandon	RB	38	Mississippi	2012	10	0
Bolton, Ron	DE	27	Norfolk State	1972-75	55	46
Boudreaux, Jim	DB	64	Louisiana Tech	1966-68	12	0*
Bowden, Andre	LB	51	Fayetteville State	1995	0	0
Bowman, Jim	S	28	Central Michigan	1985-89	73	12
Boyd, Greg	S	29	Arizona	1973	2	0
Boyd, Greg	DE	65	San Diego State	1977-78	23	0
Brace, Ron	DL	92/97	Boston College	2009-12	39	7
Bradshaw, Morris	WR	88	Ohio State	1982	8	5
Brady, Kyle	TE	88	Penn State	2007	14	9
Brady, Tom	QB	12	Michigan	2000-12	177	175
Bramlett, John	LB	57	Memphis State	1969-70	24	23
Branch, Deion	WR	83/84	Louisville	2002-05, 2010-12	89	71
Brigance, O.J.	LB	59	Rice	2002	1	0
Brisby, Vincent	WR	82	NE Louisiana	1993-99	83	46
Briscoe, Marlin	WR	88	Nebraska-Omaha	1976	14	5
Britt, Wesley	T	65	Alabama	2006-08	16	2
Brock, Pete	C	58	Colorado	1976-87	154	88
Brown, Barry	TE-LB	66	Florida	1969-70	21	13
Brown, Bill E.	LB	54	Syracuse	1960	14	NA
Brown, Chad	LB	98	Colorado	2005, 2007	17	5
Brown, Corwin	S	30	Michigan	1993-96	61	14
Brown, Kareem	DL	95	Miami (Fla.)	2007	0	0
Brown, Monty	LB	93	Ferris State	1996	11	7
Brown, Preston	WR	81	Vanderbilt	1980-82	14	4
Brown, Roger	S	47	Virginia Tech	1992	16	2
Brown, Sergio	S	38	Notre Dame	2010-11	26	3
Brown, Sidney	CB	21	Oklahoma	1978	16	0
Brown, Troy	WR	80/86	Marshall	1993-2007	192	70
Brown, Vincent	LB	59	Mississippi Valley St.	1988-95	123	103
Brown, Wilbert	G	60	Houston	2003	2	0
Browning, Dave	DE	74	Washington	1983	12	0
Bruney, Fred	DB	33	Ohio State	1960-62	28	NA
Bruschi, Teddy	LB	54	Arizona	1996-2008	189	139
Bryant, Hubie	WR	84	Minnesota	1971-72	12	2
Buben, Mark	DL	63	Tufts	1979, 1981	32	4
Buckley, Terrell	CB	27/22	Florida State	2001-02	31	3
Bugenhagen, Gary	OT-G	67	Syracuse	1969-70	10	6
Buoniconti, Nick	LB	85	Notre Dame	1962-68	91	20*
Burgess, Derrick	LB	53	Mississippi	2009	16	6
Burgess, Prescott	LB	93	Michigan	2009	0	0
Burke, John	TE	85	Virginia Tech	1994-96	43	12
Burks, Steve	WR	82	Arkansas State	1975-77	34	1
Burton, Ron	RB	22	Northwestern	1960-65	69	NA
Bussey, George	OL	66	Louisville	2009	0	0
Butler, Darius	CB	28	Connecticut	2009-10	29	8
Butts, Marion	RB	44	Florida State	1994	16	15
Byars, Keith	FB	41	Ohio State	1996-97	26	14
Byrd, Dennis	DT	78	North Carolina State	1968	14	14

- C -

Cade, Eddie	S	41	Arizona State	1995	10	0
Cagle, John	DT-LB-G	62	Clemson	1969	6	1
Calabria, Steve	QB	18	Colgate	1987	1	0
Caldwell, Reche	WR	87	Florida	2006	16	14
Calhoun, Don	RB	44	Kansas State	1975-81	94	49
Calloway, Chris	WR	82	Michigan	2000	7	2
Camarrillo, Rich	P	3	Washington	1981-87	85	0
Canale, Justin	OG	63	Mississippi State	1965-68	56	14
Canale, Whit	DE	67	Tennessee	1968	13	0
Cannon, Marcus	OL	61	Texas Christian	2011-12	23	1
Canty, Chris	CB	26	Kansas State	1997-98	32	10
Cappadona, Bob	RB	33	Northeastern	1966-67	27	3
Cappelletti, Gino	WR-K-DB	20	Minnesota	1960-70	153	NA
Carey, Brian	WR	81	American International	1987	2	0
Carlson, Jeff	QB	17	Weber State	1992	3	2
Carpenter, Bobby	LB	59	Ohio State	2012	4	0
Carpenter, Rob	WR	81	Syracuse	1991	8	1
Carter, Allen	RB	21	Southern Cal	1975-76	15	0

HISTORY

# PATRIOTS ALL-TIME ROSTER

Name	Pos.	#	College	Years	GP	GS
Carter, Andre	DE	93	California	2011	14	14
Carter, Chris	FS	42	Texas	1997-99	47	15
Carter Kent	LB	51	Southern Cal	1974	2	0
Carter, Tony	FB	30	Minnesota	1998-2000	43	27
Carter, Tony	CB	29	Florida State	2010	3	0
Carthen, Jason	LB	99	Ohio	1993-94	5	0
Carwell, Larry	DB	41	Iowa State	1969-72	51	38
Cash, Rick	DT	63	N.E. Missouri	1972-73	28	27
Cassel, Matt	QB	16	Southern Cal	2005-08	30	15
Catanho, Alcides	LB	54	Rutgers	1995	12	0
Cavanaugh, Matt	QB	12	Pittsburgh	1978-82	52	15
Caveness, Ron	LB	51	Arkansas	1968-69	NA	NA
Centers, Larry	FB	31	Stephen F. Austin	2003	9	3
Chandler, Al	TE	57/82	Oklahoma	1976-79	39	6
Chandler, Edgar	LB	50	Georgia	1973	12	11
Chapple, Dave	P	10	UC-Santa Barbara	1974	5	0
Charles, John	DB	25	Purdue	1967-69	39	37
Chatham, Matt	LB	58	South Dakota	2000-05	66	4
Cherry, Je'Rod	S	30	California	2001-04	55	0
Cherry, J'Juan	CB	32	Arizona State	1999	0	0
Cheyunski, Jim	LB	50	Syracuse	1968-72	66	55
Childress, Bam	WR	13	Ohio State	2005-06	3	0
Childress, Fred	OG	61	Arkansas	1991	15	1
Chilton, Gene	C	63	Texas	1990-92	36	35
Christy, Richard	RB	23	North Carolina	1960	13	NA
Chung, Eugene	OL	69	Virginia Tech	1992-94	34	30
Chung, Patrick	S	25	Oregon	2009-12	50	30
Cindrich, Ralph	LB	55	Pittsburgh	1972	12	3
Claridge, Ryan	LB	47	UNLV	2005	0	0
Clark, Allan	RB	35	Northern Arizona	1979-80	27	0
Clark, Gail	LB	54	Michigan State	1974	8	0
Clark, Phil	DB	22	Northwestern	1971	2	0
Clark, Rico	CB	39	Louisville	1999	1	0
Clark, Steve	DE	65	Kansas State	1981	7	0
Clayborn, Raymond	CB	26	Texas	1977-89	191	165
Clay, Willie	FS	32	Georgia Tech	1996-98	48	48
Clayton, Stan	OT	76	Penn State	1990	11	3
Cleeland, Cameron	TE	85	Washington	2002	12	1
Clayton, Thomas	RB	22	Kansas State	2010	1	0
Cloud, Michael	RB	21	Boston College	2003, 2005	11	1
Cloutier, Dave	DB	28	Maine	1964	12	NA
Coates, Ben	TE	87	Livingstone	1991-99	142	105
Cobb, Cedric	RB	34	Arkansas	2004	4	0
Cobb, Duffy	DB	43	Penn State	1987	3	0
Coffey, Wayne	WR	83	SW Texas State	1987	3	2
Cohen, Abe	OG	62	Tennessee-Chattanooga	1960	14	NA
Cohen, Landon	DL	66, 98	Ohio	2010, 2011	3	1
Colclough, Jim	WR	81	Boston College	1960-68	124	6
Cole, Marquice	CB	23	Northwestern	2012	14	1
Coleman, Dennis	LB	53	Mississippi	1971	8	0
Coleman, Eric	DB	22	Wyoming	1989	8	0
Coleman, Fred	WR	84	Washington	2001-02	9	0
Coleman, Pat	WR	47	Mississippi	1990	1	0
Collins, Todd	LB	54/59	Carson-Newman	1992-94, 96-98	76	53
Collins, Tony	RB	33	East Carolina	1981-87	102	83
Collins, Ferric	DE	92	California	1995-99	64	27
Colon, Harry	S	40	Missouri	1991	16	14
Colton, George	OT	63	Maryland	1987	3	3
Colvin, Roosevelt	LB	59	Purdue	2003-08	65	42
Compton, Mike	C-G	77	West Virginia	2001-03	34	34
Condon, Tom	OG	63	Boston College	1985	1	0
Conn, Dick	S	22	Georgia	1975-79	45	1
Connolly, Dan	OL	63	Southeast Missouri State	2008-12	56	42
Cook, Marv	TE	46/85	Iowa	1989-93	80	59
Cooks, Terrence	LB	58	Nicholls State	1989	3	0
Corbett, Steve	OG	62	Boston College	1975	14	0
Corcoran, Jim	QB	15	Maryland	1968	2	0
Corsetti, Rico	LB	93	Bates	1987	2	0
Costick, Ray	LB	55	Mississippi State	1977-79	46	7
Cottrell, Dana	LB	45	Syracuse	1998	2	0
Cowan, Larry	RB	44	Jackson State	1982	6	0
Cox, Bryan	LB	51	Western Illinois	2001	11	7
Cox, Christian	LB	47	Utah	2011	0	0
Crabbe, Shawn	LB	98	Michigan	2008-10	6	0
Crabtree, Eric	WR	10	Pittsburgh	1971	6	4
Crawford, Elbert	OL	65	Arkansas	1990-91	30	16
Crawford, Jim	RB	30	Wyoming	1960-64	54	NA
Crawford, Vernon	LB	99	Florida State	1997-99	41	1
Creswell, Smiley	DE	92	Michigan State	1985	0	0
Crittenden, Ray	WR	81	Virginia Tech	1993-94	32	4
Croom, Corey	RB	26	Ball State	1993-95	43	2
Cross, Bob	OT	77	Kilgore C.C.	1960	4	NA
Crouthamel, Jake	RB	34	Dartmouth	1960	2	NA
Crow, Albert	DT	72	William & Mary	1960	3	NA
Crump, George	DE	91	East Carolina	1982-83	9	0
Crump, Harry	RB	31	Boston College	1963	14	NA

# PATRIOTS ALL-TIME ROSTER

Name	Pos.	#	College	Years	GP	GS
Crumpler, Alge	TE	82	North Carolina	2010	16	10
Cryder, Bob	OG	75	Alabama	1978-83	75	36
Cudzik, Walt	OC	54	Purdue	1960-63	56	NA
Cullors, Derrick	RB	29	Murray State (Ky)	1997-99	31	1*
Cunningham, Jay	DB	21	Bowling Green	1965-67	40	1*
Cunningham, Jermaine	DE	96	Florida	2010-12	36	14
Cunningham, Sam	RB	39	Southern Cal	1973-79,81-82	107	94
Currier, Bill	DB	28	South Carolina	1980	16	0
Cusick, Pete	NT	76	Ohio State	1975	13	0

## - D -

Dalton, Antico	LB	93	Hampton	2000	3	0
Damkroger, Maury	LB	51	Nebraska	1974	11	0
Danenhauer, Bill	DE	77	Emporia	1960	3	NA
Davey, Rohan	QB	6	Louisiana State	2002-04	7	0
Davis, Adam	G	61	Oklahoma State	2000	0	0
Davis, Andre'	WR	18	Virginia Tech	2005	9	4
Davis, Don	LB	51	Kansas	2003-06	59	2
Davis, Elgin	RB	40	Central Florida	1987-88	9	0
Davis, Greg	K	5	Citadel	1989	9	0
Davis, Jack	OG	65	Maryland	1960	14	NA
Davis, Shockmain	WR	84	Angelo State	2000	12	1
Dawson, Bill	TE-DE	83	Florida State	1965	9	NA
Dawson, Lin	TE	87	N.C. State	1981-90	105	75
Deaderick, Brandon	DL	71	Alabama	2010-12	34	14
Dee, Bob	DE	89	Holy Cross	1960-67	112	112
Dellenbach, Jeff	C	66	Wisconsin	1995	15	5
Delucca, Gerry	OT	74	Middle Tennessee State	1960-64	19	NA
Demps, Jeff	RB	42	Florida	2012	0	0
Dennard, Alfonso	CB	37	Nebraska	2012	10	7
DeOssie, Steve	LB	99	Boston College	1994-95	32	0
Denson, Damon	G	61	Michigan	1997-99	14	4
DeRiggi, Fed	DT	71	Syracuse	1990	2	0
Develin, James	RB	46	Brown	2012	1	0
DeVree, Tyson	TE	85	Colorado	2008	2	0
Dillon, Corey	RB	28	Washington	2004-06	43	37
Dimitroff, Tom	QB	15	Miami (Ohio)	1960	3	NA
Disenzo, Tony	OT	76	Michigan State	1960	5	NA
Doig, Steve	LB	59	New Hampshire	1986-87	6	0
Dombroski, Paul	DB	47	Linfield	1981-84	36	0
Donnalley, Kevin	DB	23	N. Dakota State	1981	1	0
Dorsey, Nate	DE	66	Mississippi Valley St.	1973	2	0
Douglas, David	G	67	Tennessee	1989-90	16	6
Dowling, Brian	QB	14	Yale	1972-73	25	0
Dowling, Ras-I	CB	21	Virginia	2011-12	9	2
Dressler, Doug	RB	44	Chico State	1975	5	0
Dukes, Mike	LB	54	Clemson	1964-65	25	NA
DuLac, Bill	OG	68	Eastern Michigan	1974-75	26	2
Dumler, Doug	OC	58	Nebraska	1973-75	42	3
Dupard, Reggie	RB	21	Southern Methodist	1986-89	37	7
Durko, Sandy	S	22	Southern Cal	1973-74	25	18
Dwight, Tim	WR	86	Iowa	2005	16	1
Dykes, Hart Lee	WR	88	Oklahoma State	1989-90	26	16

## - E -

Eason, Tony	QB	11	Illinois	1983-89	72	49
Eaton, Chad	DT	90	Washington State	1996-2000	65	44
Ebner, Nate	DB	43	Ohio State	2012	15	0
Eckel, Kyle	FB	38	Navy	2007	12	0
Edds, A.J.	LB	90	Iowa	2011	2	0
Edelman, Julian	WR	11	Kent State	2009-12	48	13
Edmonds, Randy	LB	51	Georgia Tech	1971	14	0
Edwards, Marc	FB	44	Notre Dame	2001-02	32	23
Edwards, Robert	RB	47	Georgia	1998-2000	16	15
Edwards, Tim	DE	98	Delta State	1992	14	1
Egu, Patrick	RB	33	Nevado-Reno	1989	7	0
Eisenhauer, Larry	DE	72	Boston College	1961-69	115	NA
Eitzmann, Chris	TE	86	Harvard	2000	5	1
Ellard, Henry	WR	17	Fresno State	1998	5	0
Elliott, Jamin	WR	10	Delaware	2003	1	0
Ellis, Ed	T	66	Buffalo	1997-1999	9	1
Ellis, Shaun	DE	94	Tennessee	2011	14	10
Ellison, Jerry	RB	35	Tennessee-Chattanooga	1999	12	0
Emanuel, Bert	WR	87	Rice	2001	2	1
Evans, Heath	FB	44	Auburn	2005-08	54	9

## - F -

Fairchild, Paul	OG	66	Kansas	1984-90	84	38
Falcon, Terry	OG	68	Montana	1978-79	18	0
Farmer, Lonnie	LB	55	Tennessee-Chattanooga	1964-66	31	NA
Farrell, Sean	OG	62	Penn State	1987-90	43	43
Faulk, Kevin	RB	33	Louisiana State	1999-2011	161	47
Fauria, Christian	TE	88	Colorado	2002-05	64	46
Feacher, Ricky	WR	83	Mississippi Valley St.	1976	3	0
Feagles, Jeff	P	6	Miami (Fla.)	1988-89	32	0
Feehery, Gerry	G	63	Syracuse	1989	0	0

# PATRIOTS ALL-TIME ROSTER

Name	Pos.	#	College	Years	GP	GS
Feggins, Howard	CB	36	UNC-Charlotte.....	1989	11	0
Feldhausen, Paul	OT	66	Northland.....	1968-69	2	0
Fells, Daniel	TE	86	UC Davis.....	2012	13	4
Felt, Dick	DB	24	Brigham Young.....	1962-66	52	NA
Ferguson, Vagas	RB	43	Notre Dame.....	1980-82	31	21
Flemister, Zeron	TE	46	Iowa.....	2004	0	0
Fletcher, Dane	LB	52	Montana State.....	2010-12	23	5
Fletcher, Derrick	OL	64	Baylor.....	1999	2	2
Flick, Tom	QB	10	Washington.....	1982	3	0
Floyd, Chris	FB	37	Michigan.....	1998-2000	40	2
Flutie, Doug	QB	2	Boston College.....	1987-89, 2005	22	13
Fontenot, Chris	TE	85	McNeese State.....	2000	0	0
Foreman, Chuck	RB	22	Miami (Fla.).....	1980	16	0
Forston, Marcus	DL	98	Miami (Fla.).....	2012	1	0
Forte, Ike	RB	38	Arkansas.....	1976-77	23	1
Foster, Will	LB	55	Eastern Michigan.....	1973-74	21	1
Fox, Tim	S	48	Ohio State.....	1976-81	91	91
Frain, Todd	TE	44/85	Nebraska.....	1987	3	2
Francis, Justin	DL	94	Rutgers.....	2012	10	0
Francis, Russ	TE	81	Oregon.....	1975-80, 87-88	92	83
Franklin, Arnold	TE	87	North Carolina.....	1987	14	0
Franklin, Tony	K	1	Texas A&M.....	1984-87	62	0
Fraser, Jim	LB-P	51	Wisconsin.....	1966	14	NA
Frazier, Charley	WR	81	Texas Southern.....	1969-70	23	13
Freeman, Arturo	S	25	South Carolina.....	2005	2	1
Friesz, John	QB	17	Idaho.....	1999-2000	2	0
Frisch, David	TE	88	Colorado State.....	1995	2	0
Fryar, Irving	WR	80	Nebraska.....	1984-92	129	104
Fullington, Darrell	S	29	Miami (Fla.).....	1991	5	0
Funchess, Tom	OT	73	Jackson State.....	1968-70	39	39
Fussell, Tom	DE	83	Louisiana State.....	1967	12	2

## - G -

Gadbois, Dennis	WR	48/82	Boston University.....	1987-88	5	1
Gabriel, Doug	WR	85	Central Florida.....	2006	12	5
Gaffney, Jabar	WR	10	Florida.....	2006-08	43	20
Gaiter, Tony	WR	17	Miami.....	1997-98	1	0
Gallaher, Allen	OT	64	Southern Cal.....	1974	14	0
Galloway, Joey	WR	13	Ohio State.....	2009	3	2
Gamble, R.C.	RB	13	South Carolina State.....	1968-69	27	14
Gambol, Chris	OL	74	Iowa.....	1990	16	15
Gannon, Chris	DE	91	SW Louisiana.....	1990-93	36	3
Garcia, Teddy	K	7	NE Louisiana.....	1988	16	0
Gardin, Ron	WR	37	Arizona.....	1971	8	0
Gardner, Barry	LB	47	Northwestern.....	2008	0	0
Garrett, Carl	RB	30	New Mexico Highlands.....	1969-72	51	42
Garrett, J.D.	RB	32	Grambling State.....	1964-67	40	0*
Garron, Larry	RB	40	Western Illinois.....	1960-68	99	12*
Gash, Sam	RB	33	Penn State.....	1992-97	88	36
Gay, Randall	CB	21	Louisiana State.....	2004-07	39	14
Geddes, Bob	LB	59	UCLA.....	1973-75	24	6
George, Tony	S	41	Florida.....	1999-2000	31	1
Germany, Willie	S	29	Morgan State.....	1976	10	0
Gibson, Ernest	CB	43	Furman.....	1984-88	67	14
Gillen, John	LB	54	Illinois.....	1983	8	0
Gipson, Paul	RB	46	Houston.....	1973	5	0
Gisler, Mike	G	67	Houston.....	1993-97	73	7
Givens, David	WR	87	Notre Dame.....	2002-05	53	27
Gladieux, Bob	RB	24	Notre Dame.....	1969-72	43	5
Glenn, Terry	WR	88	Ohio State.....	1996-2001	68	63
Glenn, Vencie	DB	25	Indiana State.....	1986	4	0
Goad, Tim	NT	72	North Carolina.....	1988-94	109	105
Gogolak, Charlie	K	7	Princeton.....	1970-72	26	0
Golden, Tim	LB	59	Florida.....	1982-84	40	1
Golic, Bob	LB	51	Notre Dame.....	1979-81	33	12
Gonzalez, Noe	RB	38	SW Texas State.....	1974	2	0
Gordon, Steve	OL	66	California.....	1992-93	0	0
Gordon, Tim	S	41	Tulsa.....	1991-92	21	15
Gorin, Brandon	T	76	Purdue.....	2003-05	32	18
Gostkowski, Stephen	K	3	Memphis.....	2006-12	104	0
Graff, Neil	QB	15	Wisconsin.....	1974-75	25	2
Graham, Art	WR	84	Boston College.....	1963-68	75	17*
Graham, Daniel	TE	82	Colorado.....	2002-06	63	49
Graham, Hason	WR	81	Georgia.....	1995-96	19	1
Graham, Milt	OT	70	Colgate.....	1961-63	28	NA
Graham, Shayne	K	5	Virginia Tech.....	2010	8	0
Granby, John	DB	25	Virginia Tech.....	1992	0	0
Grant, Rupert	FB	34	Howard.....	1995	7	1
Gravely, Maurice	FS	23	Concord College.....	1987	1	0
Graves, White	DB	44	Louisiana State.....	1965-67	40	0
Gray, Leon	OT	70	Jackson State.....	1973-78	78	77
Gregory, Steve	S	28	Syracuse.....	2012	12	12
Green, David	RB	38	Boston College.....	1995	2	0
Green, Jarvis	DE	97	Louisiana State.....	2002-09	121	46
Green, Jerry	RB	45	Georgia Tech.....	1960	2	NA
Green, Victor	S	27	Akron.....	2002	16	5



# PATRIOTS ALL-TIME ROSTER

Name	Pos.	#	College	Years	GP	GS
Green-Ellis, BenJarvus	RB	42	Mississippi	2008-11	53	20
Greene, Tom	QB	14	Holy Cross	1960	10	NA
Grier, Marrio	RB	35	Tennessee-Chattanooga	1996-97	32	0
Griffith, Richard	TE	88	Arizona	1993	3	0
Grimes, Reggie	DE	97	Alabama	2000	8	0
Grogan, Steve	QB	14	Kansas State	1975-90	149	131
Gronkowski, Dan	TE	82	Maryland	2011	5	1
Gronkowski, Rob	TE	87	Arizona State	2010-12	43	38
Gutierrez, Matt	QB	7	Idaho State	2007-08	5	0
Guyton, Gary	LB	58/59	Georgia Tech	2008-11	60	32
Guyton, Myron	SS	29	Eastern Kentucky	1994-95	30	30
Guzik, John	NT	97	Ohio	1987	3	2

## - H -

Hagen, Halvor	G-DE	62	Weber State	1971-72	26	15
Haggerty, Mike	OT-DE	75	Miami (Ohio)	1971	14	13
Haley, Darryl	OG	68	Utah	1982-84, 86	57	24
Hall, Ron	DB	23	Missouri Valley	1961-67	88	3
Hamilton, Bobby	DE	91	Southern Mississippi	2000-03	64	62
Hamilton, Ray	DE	71	Oklahoma	1973-81	132	117
Hammond, Kim	QB	15	Florida State	1969-70	4	0
Hannah, John	OG	73	Alabama	1973-85	183	183
Hanneman, Craig	DE	74	Oregon State	1974-75	20	3
Hansen, Brian	P	10	Sioux Falls	1990	16	0
Hansen, Bruce	RB	24	Brigham Young	1987	6	2
Hanson, Chris	P	6	Marshall	2007-09	48	0
Hare, Eddie	P	8	Tulsa	1979	16	0
Harlow, Pat	OT	77	Southern Cal.	1991-95	74	64
Harris, Antwan	CB	23	Virginia	2000-03	52	2
Harris, Marshall	DE	78	Texas Christian	1983	6	2
Harris, Raymont	RB	29	Ohio State	2000	1	0
Harris, Rickie	DB	25	Arizona	1971-72	28	21
Harris, Ronnie	WR/PR/KR	84	Oregon	1993-94	6	0
Harrison, Rodney	S	37	Western Illinois	2003-08	63	62
Hartley, Ken	P	7	Catawba	1981	2	0
Harvey, Richard	LB	58	Tulane	1990	16	9
Hasselbeck, Don	TE	80	Colorado	1977-83	86	27
Hauck, Tim	FS	40	Montana	1990	10	0
Hauser, Art	DT	67	Xavier	1960	8	NA
Hawkins, Artrell	DB	25	Cincinnati	2005-06	19	16
Hawkins, Mike	OLB	59	Texas A&I	1978-81	59	45
Hawkins, Steve	WR	80	Western Michigan	1994	7	0
Hawthorne, Greg	WR/RB	27	Baylor	1984-86	43	11
Hayes, Chris	S	29	Washington State	2002	4	0
Hayes, Donald	WR	81	Wisconsin	2002	12	1
Hayman, Conway	OG	65	Delaware	1972	0	0
Haynes, Mike	CB	40	Arizona State	1976-82	90	86
Haynesworth, Albert	DL	92	Tennessee	2011	6	0
Henderson, Jerome	CB	36	Clemson	1991-93, 1996	39	10
Hendley, David	DB	28	S. Connecticut State	1987	2	0
Henke, Karl	OT	80	Tulsa	1969	10	7
Hennessey, Tom	DB	30	Holy Cross	1965-66	28	NA
Henson, Luther	NT	70	Ohio State	1982-84	21	2
Herline, Alan	P	6	Vanderbilt	1987	3	0
Herman, Brad	TE	82	Iowa	2012	0	0
Hernandez, Aaron	TE	85/81	Florida	2010-12	38	29
Herock, Ken	LB	36	West Virginia	1969	6	0
Herron, Mack	RB	42	Kansas State	1973-75	35	20
Hightower, Dont'a	LB	54	Alabama	2012	14	13
Hill, Marquise	DL	91	Louisiana State	2004-06	13	0
Hilliard, Lex	RB	30	Montana	2012	2	0
Hinton, Eddie	WR	82	Oklahoma	1974	9	1
Hitchcock, Jimmy	CB	31	North Carolina	1995-97	37	20
Hix, Kyle	OL	69	Texas	2011-12	0	0
Hobbs, Ellis	CB	27	Iowa State	2005-08	63	49
Hobby, Marion	DE	60	Tennessee	1990-92	42	8
Hochstein, Russ	G	71	Nebraska	2002-08	92	20
Hodge, Milford	DE	97	Washington State	1986-89	49	8
Hodson, Tommy	QB	13	Louisiana State	1990-92	32	12
Hoey, George	DB	23	Michigan	1972-73	25	18
Holcomb, Sean	LB	60	Texas A&I	1995	0	0
Holloway, Brian	OT	76	Stanford	1981-86	88	77
Holmberg, Rob	LB	50	Penn State	2000	18	5
Holmes, Darryl	FS	41	Ft. Valley State	1987-89	44	3
Holmes, Ernie	NT	63	Texas Southern	1978	3	0
Holsey, Bernard	DL	99	Duke	2002	8	0
Hoomanawanui, Michael	TE	47	Illinois	2012	14	6
Howard, Bob	CB	24	San Diego State	1975-77	37	15
Howard, David	LB	99	Long Beach State	1991-92	32	15
Hoyer, Brian	QB	8	Michigan State	2009-11	13	0
Huard, Damon	QB	19	Washington	2001-03	4	0
Huarte, John	QB	7	Notre Dame	1966-67	18	0*
Hubach, Mike	P	6	Kansas	1980-81	21	0
Hudson, Bill	DT	61	Clemson	1965	4	4
Hunt, Jim Lee	DT	79	Prairie View	1960-71	141	55*
Hunt, Kevin	OT	62	Doane	1973	1	0

# PATRIOTS ALL-TIME ROSTER

Name	Pos.	#	College	Years	GP	GS
Hunt, Sam	LB	50	Stephen F. Austin	1974-79	84	82
Hunter, Ivy Joe	RB	45	Kentucky	1991	13	10
Hurst, Maurice	CB	37	Southern	1989-95	104	101
Hutson, Brian	SS	36	Mississippi State	1990	2	0
Hyland, Bob	OC	60	Boston College	1977	3	0

- I -

Ihedigbo, James	S	44	Massachusetts	2011	16	12
Ilg, Ray	LB	45	Colgate	1967-68	28	3
Imhof, Martin	DE	64	San Diego State	1975	5	3
Ingram, Brian	LB	51	Tennessee	1982-85	39	0
Ingram, Jake	LS	47	Hawaii	2009-10	24	0
Irwin, Heath	G	63	Colorado	1996-99	44	16
Isaia, Sale	G	72	UCLA	2000	16	14
Israel, Steve	CB	21	Pittsburgh	1997-99	29	20
Ivory, Horace	RB	23	Oklahoma	1977-81	45	12
Ivy, Corey	CB	28	Oklahoma	1999	0	0
Iwuoma, Chidi	CB	29	California	2006	3	0
Izzo, Larry	LB	53	Rice	2001-08	127	0

- J -

Jackson, Chad	WR	17	Florida	2006-07	14	1
Jackson, Curtis	WR	82	Texas A&M	2000	7	2
Jackson, Eddie	CB	29	Arkansas	2007	3	0
Jackson, Harold	WR	29	Jackson State	1978-81, 87	64	62
Jackson, Honor	DB	29	Pacific	1972-73	20	12
Jacobs, Harry	DE-LB	83	Bradley	1960-62	23	NA
Jacobs, Ray	DT	87	Howard Payne	1969	8	5
Jagielski, Harry	DT	73	Indiana	1960-61	19	NA
James, Craig	RB	32	Southern Methodist	1984-88	52	33
James, Roland	SS	38	Tennessee	1980-90	145	122
Janik, Tom	DB-P	21	Texas A&I	1969-71	42	3
Jarostchuk, Iliia	LB	50	New Hampshire	1990	12	1
Jarvis, Ray	WR	87	Norfolk State	1979	7	0
Jefferson, Shawn	WR	84	Central Florida	1996-99	63	61
Jells, Dietrich	WR	83	Pittsburgh	1996-97	18	1
Jenkins, Ed	RB	30	Holy Cross	1974	3	0
Jeter, Gary	DE	99	Southern Cal.	1989	14	0
Johnson, Andy	RB	32	Georgia	1974-76, 78-81	94	43
Johnson, Bethel	WR	81	Texas A&M	2003-05	39	7
Johnson, Billy	DB	47	Nebraska	1966-69	32	4
Johnson, Charles	WR	81	Colorado	2001	14	2
Johnson, Damian	OG	68	Kansas State	1990	16	16
Johnson, Daryl	DB	23	Morgan State	1968-71	42	41
Johnson, Ellis	RB	38	S.E. Louisiana	1965-66	28	NA
Johnson, Garrett	NT	60	Illinois	2000	8	2
Johnson, Joe	OE	24	Boston College	1960-61	13	NA
Johnson, Lee	P	10	Brigham Young	1999-2001	37	0
Johnson, Mario	DL	98	Missouri	1993	6	0
Johnson, Olrick	LB	51	Florida A&M	2000	12	0
Johnson, Preston	RB	48	Florida A&M	1968	3	0
Johnson, Steve	TE	85	Virginia Tech	1988	14	3
Johnson, Ted	LB	52	Colorado	1995-2004	117	104
Jones, Aaron	DE	97	Eastern Kentucky	1993-95	37	1
Jones, Cedric	WR	83	Duke	1982-90	120	37
Jones, Chandler	DE	95	Syracuse	2012	14	13
Jones, Ezell	OT	74	Minnesota	1969-70	15	0
Jones, Kenyatta	T	74	South Florida	2001-02	18	11
Jones, Mike	DE	96	North Carolina State	1994-97	61	37
Jones, Nate	DB	23	Rutgers	2011	5	1
Jones, Tebucky	DB	34	Syracuse	1998-2002, 06	72	36
Jones, Todd	OL	63	Texas A&M	1993	4	0
Jordan, LaMont	RB	32	Maryland	2008	8	0
Jordan, Shelby	OT	74	Washington (Mo.)	1975, 77-82	95	87
Jordan, Tim	LB	93	Wisconsin	1987-89	30	10

- K -

Kaczur, Nick	T	77	Toledo	2005-10	68	62
Kadziel, Roin	LB	52	Stanford	1972	14	1
Kapp, Joe	QB	11	California	1970	11	10
Kasper, Kevin	WR	10	Iowa	2004	8	0
Katula, Matt	LS	48	Wisconsin	2010	8	0
Katzenmoyer, Andy	LB	59	Ohio State	1999-2001	24	14
Kecman, Dan	LB	45	Maryland	1970	1	0
Keeton, Durwood	S	29	Oklahoma	1975	12	0
Kelly, Ben	CB-KR	31	Colorado	2001-02	9	0
Kelley, Ethan	DL	99	Baylor	2004	1	0
Kerrigan, Mike	QB	19	Northwestern	1983-84	2	0
Key, David	S	26	Michigan	1991	3	0
Khayat, Ed	DT	73	Tulane	1966	14	NA
Kight, Kelvin	WR	19	Florida	2006	4	1
Kimber, Bill	OE	86	Florida State	1961	4	NA
Kinchen, Brian	LS	46	Louisiana State	2003	2	0
Kiner, Steve	LB	57	Tennessee	1971, 73	28	28
King, Claude	RB	41	Houston	1962	14	NA
King, Steve	LB	52	Tulsa	1973-81	124	40

HISTORY

# PATRIOTS ALL-TIME ROSTER

Name	Pos.	#	College	Years	GP	GS
Kingsbury, Kliff	QB	16	Texas Tech	2003	0	0
Klecko, Dan	DL	90	Temple	2003-05	29	3
Klein, Dick	OT	62	Iowa State	1961-62	24	NA
Klemm, Adrian	G/T	70	Hawaii	2000-04	26	10
Knief, Gayle	WR	84	Morningside	1970	3	0
Knutson, Matt	T	62	North Dakota	2002	0	0
Koontz, Ed	LB	54	Catawba	1968	6	1
Kopp, Jeff	LB	91	Southern California	1999	6	0
Koppen, Dan	C	67	Boston College	2003-11	121	120
Koutouvides, Niko	LB	90	Purdue	2011-12	22	1
Krakau, Merv	LB	53	Iowa State	1978	1	0
Kratch, Bob	G	61	Iowa	1994-96	40	36
Kuberski, Bob	DT	93	Navy	1999	5	0
Kuehn, Art	OC	78	UCLA	1983	2	0
Kurpeikis, Justin	LB	47	Penn State	2004	5	0

## - L -

Ladd, Anthony	WR	18	Cincinnati	1998	4	0
LaFreniere, Bill	WR	88	Northeastern	1987	0	0
Lambert, Dion	DB	28	UCLA	1992-93	30	4
Landry, Anthony	RB	35	Stephen F. Austin	1990	0	0
Lane, Max	OT	68	Navy	1994-2000	100	70
Langham, Antonio	CB	38	Alabama	2000	15	7
Larsen, Spencer	FB	46	Arizona	2012	0	0
Larson, William	RB	34	Western Illinois	1960	1	NA
Lassiter, Ike	DE	87	St. Augustine's	1970-71	19	16
Law, Ty	CB	24	Michigan	1995-2004	141	133
Lawson, Jamie	RB	29	North Carolina State	1990	1	0
Lawson, Odell	RB	32	Langston	1970-71	16	3
LeBlanc, Michael	RB	27/40	Stephen F. Austin	1987	4	2
Lee, John	DE	66	Nebraska	1981	4	2
Lee, Keith	DB	22	Colorado State	1981-84	54	8
Lee, Kevin	WR	86	Alabama	1994-95	7	2
Lee, Robert	G	60	Missouri	1960	8	NA
Legette, Bernie	RB	35	Michigan State	1993-94	10	0
Lenkaitis, Bill	C	67	Penn State	1971-81	151	119
Leo, Bobby	WR	24	Harvard	1967-68	3	0
Leo, Charlie	OG	63	Indiana	1960-62	34	NA
Leonard, Louis	DL	66	Fresno State	2010	1	0
LeVoi, Mark	T	64	Notre Dame	2008-10	32	2
Lewis, Bill	C	75	Nebraska	1993	7	5
Lewis, Vernon	CB	43	Pittsburgh	1993-96	44	2
Light, Matt	T	72	Purdue	2001-11	155	153
Lindquist, Paul	DT	67	New Hampshire	1961	2	NA
Linne, Larry	WR	80	Texas-El Paso	1987	3	3
Lippett, Ronnie	DB	42	Miami (Fla.)	1983-88, 90-91	122	111
Livingston, Walt	RB	24	Heidelberg	1960	3	NA
Lloyd, Brandon	WR	85	Illinois	2012	16	15
Lockett, Bret	DB	38	UCLA	2009-11	10	0
Lockhart, Eugene	LB	51	Houston	1991-92	32	21
Lockwood, Scott	RB	40	Southern Cal	1992-93	4	0
Lofton, Oscar	OE	86	S.E. Louisiana	1960	14	NA
Lofton, Steve	CB	38	Texas A&M	1997	10	0
Long, Charlie	G	76	Tennessee-Chattanooga	1961-69	124	17
Long, Mike	OE	87	Brandeis	1960	2	NA
Looker, Dane	WR	87	Washington	2000	0	0
Lott, Billy	RB	32	Mississippi	1961-63	35	NA
Loudd, Rommie	LB	60	UCLA	1961-62	27	NA
Loukas, Angelo	G	66	Northwestern	1970	2	0
Love, Arther	TE	48	South Carolina St.	2001	0	0
Love, Kyle	DL	74	Mississippi State	2010-12	41	25
Lowe, Omare	CB	23	Washington	2004	3	0
Lowery, Nick	K	7	Dartmouth	1978	2	0
Lowry, Orlando	LB	91	Ohio State	1989	2	0
Lua, Oscar	LB	49	Southern Cal	2007	0	0
Lucas, Ray	WR	15	Rutgers	1996	2	0
Lunsford, Mel	DE	72	Central State (Ohio)	1973-80	92	74
Lyle, Rick	DL	96	Missouri	2002-03	21	3

## - M -

Mahoney, John "Butch"	CB	23	American International	1961	NA	NA
Maitland, Jack	RB	40	Williams	1971-72	27	0
Mallard, Wesly	LB	96	Oregon	2005	3	0
Mallett, Ryan	QB	15	Arkansas	2011-12	4	0
Mallory, Irvin	DB	43	Virginia Union	1971	2	0
Maneri, Steve	T	65	Temple	2010	0	0
Mangiero, Dino	NT	96	Rutgers	1987	2	0
Mangum, John	DT	74	Southern Mississippi	1966-67	28	5
Mankins, Logan	OL	70	Fresno State	2005-11	104	104
Marion, Fred	FS	31	Miami (Fla.)	1982-91	144	114
Maroney, Laurence	RB	39	Minnesota	2006-10	45	14
Marsh, Aaron	WR	29	Eastern Kentucky	1968-69	28	16
Marshall, Al	WR	88	Boise State	1974	4	0
Martin, Curtis	RB	28	Pittsburgh	1995-97	45	43
Martin, Derrick	S	26	Wyoming	2012	5	0
Martin, Donald	CB	38	Yale	1973	14	2

# PATRIOTS ALL-TIME ROSTER

Name	Pos.	#	College	Years	GP	GS
Martin, Sammy	WR	82	Louisiana State	1988-91	40	1
Martin, Steve	DT	90	Missouri	2002	14	5
Mason, Dave	S	28	Nebraska	1973	8	1
Mass, Wayne	OT	75	Miami (Fla.)	1972	6	0
Massey, Jim	CB	47	Linfield	1974-75	15	1
Matich, Trevor	OC	64	Brigham Young	1985-88	26	11
Matthews, Bill	LB	53	South Dakota State	1979-81	48	10
Matthews, Henry	RB	35	Michigan State	1972	3	3
Matthews, Michael	TE	80	Georgia Tech	2009	4	0
May, Art	DE	71	Tuskegee	1971	11	5
Mayo, Jerod	LB	51	Tennessee	2008-12	75	73
Mays, Corey	LB	46	Notre Dame	2006-07	9	0
Mayer, Shawn	S	39/23	Penn State	2003-04	12	0
McAlister, James	RB/KR	37	UCLA	1978	16	0
McCabe, Jerry	LB	52	Holy Cross	1987	3	3
McCall, Bob	RB	24	Arizona	1973	8	1
McCarthy, Shawn	P	11	Purdue	1991-92	29	0
McClain, Terrell	DL	93	South Florida	2012	1	0
McComb, Don	DE	85	Villanova	1960	1	NA
McCourt, Devin	CB	32	Rutgers	2010-12	46	46
McCrary, Fred	FB	44	Mississippi State	2003	6	3
McCray, Prentice	S	34	Arizona State	1974-80	81	65
McCurry, Dave	S	40	Iowa State	1974	2	0
McDermott, Sean	LS	49	Kansas	2003	1	0
McDonald, Nick	OL	65	Grand Valley State	2011-12	16	3
McDougald, Doug	DE	70	Virginia Tech	1980	8	0
McGee, George	OT	75	Southern	1960	14	NA
McGee, Tony	DE	78	Bishop (Texas)	1974-81	119	37
McGinest, Willie	LB	55	Southern Cal	1994-2005	171	146
McGovern, Rob	LB	58	Holy Cross	1992	4	0
McGowan, Brandon	S	30	Maine	2009-10	16	11
McGrew, Lawrence	LB	50	Southern Cal	1980-89	122	74
McGrew, Michael	WR	15	Virginia	2005	0	0
McGruder, Scooter	CB	27	Kent State	1996-97	17	0
McHale, Joe	LB	55	Delaware	1987	3	0
McKay, Bob	OT	66	Texas	1976-78	39	16
McKenzie, Tyrone	LB	44	South Florida	2009	0	0
McKinnon, Don	LB	51	Dartmouth	1963-64	17	NA
McMahon, Art	DB	28	N.C. State	1968-72	43	7
McMurtry, Greg	WR	86	Michigan	1990-93	58	41
McNeil, Emmanuel	NT	92	Tennessee-Martin	1989	1	0
McQuay, Leon	RB	31	Tampa	1975	13	0
McSwain, Chuck	RB	32	Clemson	1987	3	1
McSwain, Rod	CB	23	Clemson	1984-90	90	17
Meggett, David	RB	22	Towson State	1995-97	48	3
Megna, Marc	LB	96/99	Richmond	1999-2000	4	0
Meixler, Ed	LB	52	Boston University	1965	4	NA
Melandre, Jon	OG	64	Minnesota	1991	11	3
Merkerson, Ron	LB	50	Colorado	1999	0	0
Meriweather, Brandon	P	31	Miami (Fla.)	2007-10	64	40
Mesko, Zoltan	P	14	Michigan	2010-12	48	0
Mickens, Ray	CB	38	Texas A&M	2006	4	0
Mildren, Jack	S	45	Oklahoma	1974	14	10
Millen, Hugh	QB	7	Washington	1991-92	20	20
Miller, Al	RB	32	Boston College	1960	14	NA
Miller, Dan	K	6	Miami (Fla.)	1982	2	0
Miller, Jim	QB	13	Michigan State	2004	0	0
Miller, Josh	P	8	Arizona	2004-06	42	0
Millroy, Lavvyer	S	36	Washington	1996-2002	112	106
Mills, Garrett	TE	45	Tulsa	2006	0	0
Michich, Rex	DT	76	Northern Arizona	1970	7	1
Mitchell, Brandon	DE	98	Texas A&M	1997-2001	62	37
Mitchell, Leroy	DB	41	Texas Southern	1967-68	28	28
Mitchell, Mel	S	24	Western Kentucky	2006-07	10	0
Molden, Antwaun	CB	27	Eastern Kentucky	2011	16	2
Montler, Mike	OT	64	Colorado	1969-72	53	50
Moore, Arthur	DT	75	Tulsa	1973-77	29	0
Moore, Brandon	OT	70	Duke	1993-95	26	0
Moore, Eric	DL	92/98	Florida State	2010, 2011	6	3
Moore, Greg	LB	54	Tennessee-Chattanooga	1987	3	3
Moore, Leroy	DE	61	Ft. Valley State	1961-62	19	NA
Moore, Marty	LB	58/90	Kentucky	1994-99, 2001	96	10
Moore, Rashad	DL	95	Tennessee	2007	1	0
Moore, Sterling	DB	29	Southern Methodist	2011-12	14	3
Moore, Steve	OT	67	Tennessee State	1983-87	52	31
Moore, Will	WR	83	Texas Southern	1995	16	13
Moreland, Earthwind	CB	29	Georgia Southern	2004	9	2
Morey, Sean	WR	85	Brown	1999	2	0
Morgan, Stanley	WR	86	Tennessee	1977-89	180	165
Morris, Aric	S	29	Michigan State	2003	4	0
Morris, Jamie	RB	24	Michigan	1990	5	0
Morris, Jon	OC	56	Holy Cross	1964-74	130	82
Morris, Sammy	RB	34	Texas Tech	2007-10	41	12
Morris, Guy	OC	75	Texas Christian	1984-87	53	22
Mosier, John	TE	88	Kansas	1973	2	2
Moss, Randy	WR	81	Marshall	2007-10	52	51

HISTORY

# PATRIOTS ALL-TIME ROSTER

Name	Pos.	#	College	Years	GP	GS
Moss, Roland	TE	86	Toledo.....	1971	14	6
Moss, Zefross	T	77	Alabama State.....	1997-99	42	42
Mowatt, Zeke	TE	81	Florida State.....	1990	10	0
Mruczkowski, Gene	OL	64	Purdue.....	2003-06	18	0
Murphy, Bill	WR	31	Cornell.....	1968	6	5
Murphy, Jim	QB	7	Northeastern.....	1998	0	0
Murrell, Marques	LB	93	Appalachian State.....	2010	1	0
Myers, Leonard	CB	25	Miami (Fla.).....	2001-02	15	1

## - N -

Nance, Jim	RB	35	Syracuse.....	1965-71	94	66*
Napolski, Eric	LB	49	Connecticut.....	1988-89	4	0
Neal, Stephen	OL	61	Cal State Bakersfield.....	2001-10	86	81
Neighbors, Billy	OG	73	Alabama.....	1962-65	56	NA
Nelson, Edmund	DE	65	Auburn.....	1988	12	1
Nelson, Steve	LB	57	N. Dakota State.....	1974-87	174	173
Neumann, Tom	RB	36	Northern Michigan.....	1963	10	NA
Neville, Tommy	OT	77	Mississippi State.....	1965-77	160	114*
Nichols, Bob	TE	87	Boston University.....	1967-68	15	1
Nichols, Ricky	WR	86	East Carolina.....	1987	1	0
Ninkovich, Rob	LB	50	Purdue.....	2009-12	63	42
Nugent, David	DE	92	Purdue.....	2000-01	15	1

## - O -

O'Callaghan, Ryan	T	68	California.....	2006-08	25	7
O'Connell, Kevin	QB	5	San Diego State.....	2008	2	0
O'Hanley, Ross	DB	25	Boston College.....	1960-65	63	NA
Ohrnberger, Rich	OL	60	Penn State.....	2009	3	0
O'Neal, Deltha	CB	21	California.....	2008	16	10
O'Neill, Pat	P	5	Syracuse.....	1994-95	24	0
Oakes, Don	OT	71	Virginia Tech.....	1963-68	27	16
Ochochino, Chad	WR	85	Oregon State.....	2011	15	3
Ohrnberger, Rich	OL	60	Penn State.....	2009-11	5	0
Ojinnaka, Quinn	OL	69	Syracuse.....	2010	8	0
Osborne, Chuck	DT	71	Arizona.....	2009	0	0
Osley, Willie	CB	37	Illinois.....	1974	10	4
Outlaw, John	DB	44	Jackson State.....	1969-72	33	19
Overton, Don	RB	29	Fairmont State.....	1990	7	0
Owen, Tom	QB	17	Wichita State.....	1976-81	12	1
Owens, Dennis	NT	98	N.C. State.....	1982-86	71	44

## - P -

Page, Jarrad	S	44	UCLA.....	2010	10	1
Parilli, Babe	QB	15	Kentucky.....	1961-67	94	11*
Parker, Riddick	DT	97	North Carolina.....	2001	13	0
Pass, Patrick	RB	35	Georgia.....	2000-06	78	11
Patrick, Mike	P	2	Mississippi State.....	1975-78	43	0
Patten, David	WR	86	Western Carolina.....	2001-04	54	44
Patton, Jerry	DE	72	Nebraska.....	1975	3	3
Paulk, Jeff	FB	46	Arizona State.....	2000	1	0
Paxton, Lonie	LS	66	Sacramento State.....	2000-08	141	0
Pennywell, Carlos	WR	88	Grambling State.....	1978-81	48	2
Peoples, George	RB	35	Auburn.....	1983	16	0
Perkins, Willis	OG	NA	Texas Southern.....	1961	1	NA
Perryman, Robert	RB	34	Michigan.....	1987-89	41	31
Peterson, Joe	CB	45	Nevada-Reno.....	1987	3	3
Petrus, Mitch	OL	67	Arkansas.....	2012	2	0
Phifer, Roman	LB	95	UCLA.....	2001-04	59	46
Phillips, Jess	RB	35	Michigan State.....	1976-77	27	0
Philpott, Ed	LB	52	Miami (Ohio).....	1967-71	68	53
Pickering, Clay	WR	48	Maine.....	1987	1	0
Pitts, Mike	DE	93	Alabama.....	1993-94	32	31
Pleasant, Anthony	DE	98	Tennessee State.....	2001-03	37	27
Plunkett, Art	OT	70	UNLV.....	1985, 87	22	1
Plunkett, Jim	QB	16	Stanford.....	1971-75	61	61
Polite, Lousaka	FB	36	Pittsburgh.....	2011	1	0
Pool, David	CB	27	Carson-Newman.....	1991-92	31	17
Poole, Tyrone	CB	38	Fort Valley State.....	2003-05	22	21
Pope, Ken	CB	41	Oklahoma.....	1974	4	0
Porrell, Tom	NT	65	Boston College.....	1987	1	1
Porter, Willie	DB	27	Texas Southern.....	1968	13	0
Posey, David	K	9	Florida.....	1978	11	0
Poteat, Hank	CB	31/32	Pittsburgh.....	2004-06	12	2
President, Andre	TE	88	Angelo State.....	1995	1	0
Prestridge, Luke	P	17	Baylor.....	1984	9	0
Price, Kenny	LB	54	Iowa.....	1971	1	0
Price, Taylor	WR	17	Ohio.....	2010-11	4	0
Profit, Eugene	DB	22	Yale.....	1986-88	5	0
Pruett, Perry	DB	39	North Texas State.....	1971	11	1
Pryor, Myron	DL	91	Kentucky.....	2009-11	24	2
Puetz, Garry	OG	77	Valparaiso.....	1979-81	36	5
Purnell, Lovett	TE	48/85	West Virginia.....	1996-98	34	7
Purvis, Vic	WR	31	Southern Mississippi.....	1966-67	16	0*
Pyne, George	OT	75	Olivet.....	1965	14	NA

## - R -

HISTORY



# PATRIOTS ALL-TIME ROSTER

Name	Pos.	#	College	Years	GP	GS
Rademacher, Bill	WR	33	N. Michigan State	1969-70	27	5
Rakoczy, Gregg	OL	71	Miami (Fla.)	1991-92	21	4
Ramsey, Derrick	TE	88	Kentucky	1983-85	46	23
Ramsey, Tom	QB	12	UCLA	1985-88	21	4
Ratkowski, Ray	RB	23	Notre Dame	1961	1	NA
Rawlings, Josh	OL	62	Minnesota	2000	0	0
Ray, Eddie	RB-P	36	Louisiana State	1970	5	1
Ray, Terry	S	23	Oklahoma	1993-96	63	24
Redd, Vince	LB	49	Liberty	2008	5	0
Redding, Reggie	OL	70	Cal State-Fullerton	1992	14	14
Redmond, J.R.	RB	21	Arizona State	2000-02	33	5
Reed, Benton	DE	71	Mississippi	1987	3	3
Rehberg, Scott	T	60	Central Michigan	1997-98	8	0
Rehder, Tom	OT	76	Notre Dame	1988-89	32	0
Reid, Dexter	S	42	North Carolina	2004	13	2
Reilly, Kevin	LB	55	Villanova	1975	4	1
Rember, Johnny	LB	52	Clemson	1983-92	126	72
Reynolds, Bob	OT	74	Bowling Green	1972-73	20	14
Reynolds, Ed	LB	95	Virginia	1983-91	119	34
Reynolds, Ricky	CB	21	Washington State	1994-96	42	35
Reynolds, Tom	WR	21	San Diego State	1972	12	0
Rheams, Leonta	DL	75	Houston	1998	6	0
Rice, Rodney	DB	43	Brigham Young	1989	10	0
Richard, Darryl	DL	90	Georgia Tech.	2009-2010	0	0
Richard, Jamey	OL	71	Buffalo	2012	0	0
Richards, Dave	OL	62	UCLA	1996	5	0
Richardson, Al	DE	79	Grambling State	1960	3	NA
Richardson, Jesse	DT	75	Alabama	1962-64	42	NA
Richardson, Mike	DB	35	Notre Dame	2007-08	10	0
Richardson, Tom	WR	49	Jackson State	1969-70	15	0
Ridley, Stevan	RB	22	LSU	2011-12	32	14
Rivera, Mike	LB	59	Kansas	2012	10	1
Rivers, Marcellus	TE	82	Oklahoma State	2007	3	0
Robbins, Randy	S	48	Arizona	1992	15	15
Roberts, Tim	DE	94	Southern Mississippi	1995	13	12
Roberts, William	G	76	Ohio State	1995-96	32	27
Robinson, Bo	RB	41	West Texas State	1984	16	1
Robinson, Greg	OT	61/68	Sacramento State	1987	3	3
Robinson, Junior	CB	27	East Carolina	1990	16	0
Robinson, Rex	K	7	Georgia	1982	3	0
Robinson-Randall, Greg	T	64/77	Michigan State	2000-02	35	22
Robotti, Frank	LB-RB	51	Boston College	1961	12	NA
Rogers, Doug	DE	65	Stanford	1984	12	0
Romaniszyn, Jim	LB	53	Edinboro State (Pa.)	1976	11	2
Romeo, Tony	TE	86	Florida State	1962-67	75	0*
Romine, Al	DB	46	Florence State	1961	1	NA
Rowe, Dave	DT	76	Penn State	1971-73	42	33
Rucci, Todd	OG	71	Penn State	1993-99	85	75
Rucker, Reggie	WR	33	Boston University	1971-74	43	38
Rudolph, Jack	LB	80	Georgia Tech	1960-65	56	NA
Ruegamer, Grey	C/G	67	Arizona State	2000-02	33	3
Russ, Bernard	LB	51	West Virginia	1997-99	9	0
Russell, Leonard	RB	32	Arizona State	1991-93	43	40
Ruth, Mike	NT	65	Boston College	1986-87	8	0
Rutledge, Rod	TE	83	Alabama	1998-2001	63	31
Ruud, Bo	LB	91	Nebraska	2008	0	0

- S -

Sabb, Dwayne	LB	95	New Hampshire	1992-96	73	24
Sacco, Frank	LB	95	Fordham	1987	2	0
Sagapolutele, Pio	DT	75	San Diego State	1996	15	10
Salas, Greg	WR	17	Hawaii	2012	1	0
Saltz, Lee	QB	12	Temple	1992	0	0
Sam, P.K.	WR	14	Florida State	2004	3	0
Samuel, Asante	CB	22	Central Florida	2003-07	75	53
Sanders, James	S	36	Fresno State	2005-10	84	50
Sanders, John	S	25	South Dakota	1974-76	30	24
Sanders, Lewis	DB	29	Maryland	2008	10	4
Sandham, Todd	OG	72	Northeastern	1987	2	0
Sands, Terrell	DL	74	Tennessee-Chattanooga	2009	1	0
Sanford, Rick	FS	25	South Carolina	1979-84	89	53
Saranovitz, Brian	OG	70	New Hampshire	1987	0	0
Sardisco, Tony	OG	64	Tulane	1960-62	40	NA
Satcher, Doug	LB	58	Southern Mississippi	1966-68	28	26
Sauerbrun, Todd	P	18	West Virginia	2006	2	0
Sawyer, Jon	CB	31	Cincinnati	1987	2	0
Saxon, Mike	P	4	San Diego State	1993	16	0
Saylor, Jace	DL	94	Michigan State	2001	2	1
Scarpito, Bob	WR-P	46	Notre Dame	1968	14	0
Schaum, Greg	DE	76	Michigan State	1978	14	0
Schmidt, Bob	OT	74	Minnesota	1964	14	NA
Scholtz, Bruce	LB	51	Texas	1989	8	2
Schottenheimer, Marty	LB	54	Pittsburgh	1969-70	23	5
Schroeder, Bill	WR	18	Wisconsin-La Crosse	1995	0	0
Schubert, Eric	K	1	Pittsburgh	1987	2	1

HISTORY

# PATRIOTS ALL-TIME ROSTER

Name	Pos.	#	College	Years	GP	GS
Schubert, Steve	WR	87	Massachusetts	1974	8	2
Schwedes, Gerhardt	RB	31	Syracuse	1960-61	7	NA
Scott, Chad	CB	30	Maryland	2005-07	17	9
Scott, Clarence	DB	26	Morgan State	1969-72	43	24
Scott, Guss	S	29/39	Florida	2004-06	6	2
Scott, Trevor	DE	99	Buffalo	2012	14	2
Scott, Walter	DL	94	East Carolina	1996	1	0
Scott, Willie	TE	88	South Carolina	1986-88	25	2
Sealy, Randy	LB	53/59	Missouri	1987	2	1
Seau, Junior	LB	55	Southern Cal	2006-09	38	16
Secules, Scott	QB	10	Virginia	1993	12	4
Sellers, Ron	WR	34	Florida State	1969-71	35	30
Serwanga, Kato	CB	31	California	1998-2000	31	3
Seymour, Richard	DE	93	Georgia	2001-08	111	105
Shaw, Harold	FB	44	Southern Mississippi	1998-2000	35	0
Shaw, Sedrick	RB	23	Iowa	1997-98	14	1
Shaw, Terrance	CB	22	Stephen F. Austin	2001	13	3
Shogog, Ron	SS	42	Austin Peay	1987	3	3
Sherman, Tom	QB-DB	14	Penn State	1968-69	18	7
Shiancoe, Visanthe	TE	80	Morgan State	2012	5	0
Shiner, Dick	QB	11	Maryland	1973-74	4	0
Shoate, Rod	LB	56	Oklahoma	1975-81	76	65
Shonta, Chuck	DB	34	Eastern Michigan	1960-67	14	14
Shorts, Peter	DE	90	Illinois State	1989	1	0
Sievers, Eric	TE	85	Maryland	1989-90	24	6
Silvestro, Alex	DE	69	Rutgers	2011	1	0
Simerson, John	OT	75	Purdue	1961	10	NA
Simmons, Kendall	G	71	Auburn	2009	1	0
Simmons, Tony	WR	81	Wisconsin	1998-2000	38	9
Sims, Kenneth	DE	77	Texas	1982-89	74	64
Singer, Karl	OT	68	Purdue	1966-68	39	0
Singleton, Chris	LB	55	Arizona	1990-93	33	22
Sisson, Scott	K	9	Georgia Tech	1993	13	0
Skene, Doug	G	74	Michigan	1994	6	6
Slade, Chris	LB	53	Virginia	1993-2000	127	108
Slater, Matthew	WR	18	UCLA	2008-12	75	3
Small, Torrance	WR	84	Alcorn State	2001	3	0
Smerlas, Fred	NT	76	Boston College	1991-92	32	1
Smith, Antowain	RB	32	Houston	2001-03	45	36
Smith, Donnell	DE	65	Southern	1973-74	21	0
Smith, Hal	DT	70	UCLA	1960	10	NA
Smith, John	K	1	Southampton (England)	1974-83	116	0
Smith, Jonathan	WR	81	Georgia Tech	2006	2	0
Smith, Kenny	DL	95	Alabama	2008	0	0
Smith, Le Kevin	DL	90	Nebraska	2006-08	31	0
Smith, Otis	CB	45	Missouri	1996, 2000-02	56	48
Smith, Ricky	DB	27	Alabama State	1982-84	26	0
Smith, Rod	DB	22	Notre Dame	1992-94	48	17
Smith, Sean	DE	97	Georgia Tech	1990-91	17	1
Snyder, Al	WR	38	Holy Cross	1964	2	NA
Solder, Nate	T	77	Colorado	2011-12	32	29
Solitis, Bob	DB	42	Minnesota	1960-61	3	NA
Songin, Ed "Butch"	QB	11	Boston College	1960-61	28	NA
Spach, Stephen	TE	82	Fresno State	2007-08	5	0
Spann, Antwain	CB	31	Louisiana-Lafayette	2006-08	19	0
Spears, Ron	DE	78	San Diego State	1982-83	8	1
Spikes, Brandon	LB	55	Florida	2010-12	35	28
Spires, Greg	DE	94	Florida State	1998-2000	42	3
Spring, Shawn	S	29	Ohio State	2009	12	8
St. Jean, Lennie	OG	60	N. Michigan	1964-73	140	96*
Stallworth, Donté	WR	18/19	Tennessee	2007, 2012	17	9
Stanback, Isaiah	WR/QB	15	Washington	2009	6	2
Stanley, Sylvester	NT	63	Michigan	1994	7	0
Stanley, Walter	WR	81	Colorado	1992	13	0
Starks, Duane	CB	23	Miami (Fla.)	2005	7	6
Starring, Stephen	WR	81	McNeese	1983-87	72	33
Stavrovsky, Jason	K	4	Tulsa	1988-91	42	0
Steinfort, Fred	K	5	Boston College	1983	9	0
Stenger, Brian	LB	59	Notre Dame	1973	10	2
Stephens, Calvin	G	68	South Carolina	1992	14	1
Stephens, John	RB	44	NW Louisiana State	1988-92	76	59
Stephens, Tom	DB-TE	45	Syracuse	1960-64	49	NA
Stevens, Matt	S	26	Appalachian State	2000-01	16	4
Stingley, Darryl	WR	84	Purdue	1973-77	60	53
Stokes, Barry	OL	75	Eastern Michigan	2008	0	0
Stokes, Eric	C-G	78	Northeastern	1987	1	1
Stokes, J.J.	WR	85	UCLA	2003	2	0
Stolberg, Eric	WR	19	Indiana	1971	0	0
Stone, Michael	S	24	Memphis	2005	13	3
Strigal, Bill	LB	72	College of Pacific	1960	5	NA
Stuckey, Shawn	LB	93	Troy State	1998	6	0
Studstill, Pat	P	2	Houston	1972	14	0
Sturt, Fred	G	63	Bowling Green	1976-78	29	0
Suci, Bob	DB	21	Michigan State	1963	14	NA
Sullivan, Chris	DE	74	Boston College	1996-99, 2001	63	20
Swanson, Terry	P	36	Massachusetts	1967-68	24	0
Sweet, Joe	WR	81	Tennessee State	1974	4	0

# PATRIOTS ALL-TIME ROSTER

Name	Pos.	#	College	Years	GP	GS
Sykes, Alfred	WR	13	Florida A&M	1971	4	1
- T -						
Taliaferro, Mike	QB	17	Illinois	1968-71	32	25
Talib, Aqib	CB	31	Kansas	2012	6	5
Tanner, John	LB-DE	53	Tennessee Tech	1973-74	27	2
Tardits, Richard	LB	53	Georgia	1990-92	27	1
Tarpinian, Jeff	LB	53	Iowa	2011-12	10	1
Tarver, John	RB	36	Colorado	1972-74	31	15
Tate, Brandon	WR	19	North Carolina	2009-10	18	11
Tatupu, Mosi	RB	30	Southern Cal	1978-90	194	22
Taylor, Chris	RB	35	Indiana	2009	0	0
Taylor, Fred	RB	21	Florida	2009-10	13	1
Taylor, Gene	WR	82	Fresno State	1991	1	0
Taylor, Greg	RB	45	Virginia	1982	1	0
Taylor, Kitrick	WR	49	Washington State	1989	4	0
Tennant, Matt	OL	67	Bosotn College	2012	0	0
Testaverde, Vinny	QB	14	Miami (Fla.)	2006	3	0
Tharpe, Larry	OT	77	Tennessee State	1996	0	0
Thomas, Adalius	LB	96	Southern Mississippi	2007-09	39	35
Thomas, Ben	DE	99	Auburn	1985	15	0
Thomas, Blair	RB	32	Penn State	1994	3	0
Thomas, David	TE	86	Texas	2006-08	32	13
Thomas, Donald	OL	64	Connecticut	2011-12	26	8
Thomas, Donnie	LB	51	Indiana	1976	3	1
Thomas, Gene	RB	22	Florida A&M	1968	9	4
Thomas, Henry	DT	95	Louisiana State	1997-2000	64	52
Thomas, Santonio	DL	92	Miami (Fla.)	2007	4	0
Thompson, Leroy	RB	36	Penn State	1994	16	1
Thompson, Reyna	CB	21	Baylor	1993	15	6
Timpson, Michael	WR	83	Penn State	1989-94	70	25
Tippett, Andre	LB	56	Iowa	1982-88, 90-93	151	139
Tipton, Dave	NT	60	Western Illionis	1975-76	12	0
Toler, Ken	WR	82	Mississippi	1981-82	25	0
Toner, Ed	DT	75	Massachusetts	1967-70	26	0
Towns, Bobby	DB	34	Georgia	1961	2	NA
Traylor, Keith	NT	98	Central State (Okla.)	2004	16	10
Trull, Don	QB	19	Baylor	1967	7	3
Tucker, Erroll	DB	21	Utah	1989	5	0
Tucker, Ross	OL	69	Princeton	2005	1	0
Tuitele, Maugaula	LB	47/59	Colorado State	2000-02	5	0
Tupa, Tom	P	19	Ohio State	1996-98	48	0
Turner, Bake	WR	40	Texas Tech	1970	14	13
Turner, Bill	DE	74	Boston College	1987	2	0
Turner, Kevin	RB	34	Alabama	1992-94	48	19
Turner, T.J.	LB	99	Michigan State	2001	2	0
Twombly, Darren	C	64	Boston College	1987	1	1
- U -						
Underwood, Tiquan	WR	10	Rutgers	2011	6	0
- V -						
van Eeghen, Mark	RB	34	Colgate	1982-83	24	16
Vataha, Randy	WR	18	Stanford	1971-76	82	44
Vaughn, Jon	RB	24	Michigan	1991-92	32	7
Ventrone, Ray	DB	41	Villanova	2007-08	17	0
Ventrone, Ross	DB	35	Villanova	2011	8	0
Vereen, Shane	RB	34	California	2011-12	18	1
Veris, Garin	DE	60/90	Stanford	1985-88, 90-91	78	46
Viaene, David	OT	70	Minnesota-Duluth	1989-90	20	8
Villa, Danny	OT	75	Arizona State	1987-91, 97	75	62
Vinatieri, Adam	K	4	South Dakota State	1996-2005	160	0
Virkus, Scott	DE	70	San Francisco CC	1984	5	0
Vollmer, Sebastian	OL	76	Houston	2009-12	51	44
Vrabel, Mike	LB	50	Ohio State	2001-08	125	110
- W -						
Wagner, Bryan	P	9	Cal State-Northridge	1991, 95	8	0
Walker, Bruce	NT/DT	91	UCLA	1994-95	11	4
Walker, Mike	K	12	None	1972	8	0
Walter, Ken	P	13/15	Kent State	2001-03, 06	46	0
Ward, David	LB	94	Southern Arkansas	1989	16	0
Ward, Dedric	WR	17	Northern Iowa	2003	4	0
Warren, Gerard	DL	92/98	Florida	2010, 2011	28	10
Warren, Lamont	RB	27	Colorado	1999	16	2
Warren, Ty	DL	94	Texas A&M	2003-10	105	92
Washington, Clyde	DB	31	Purdue	1960-61	27	NA
Washington, John	DT	76	Oklahoma State	1993	16	13
Washington, Kelley	WR	15	Tennessee	2007-08	24	0
Washington, Mark	CB	46	Morgan State	1979	12	0
Washington, Mickey	CB	21	Texas A&M	1990-91	25	4
Washington, Ted	NT	92	Louisville	2003	10	10
Waters, Brian	G	54	North Texas	2011	16	16
Watson, Benjamin	TE	84	Georgia	2004-09	71	47
Watson, Dave	G	67	Georgia Tech	1963-64	28	NA
Weathers, Robert	RB	24	Arizona State	1982-86	44	6
Weathers, Clarence	WR	82	Delaware State	1983-84	25	0
Weaver, Jed	TE	85	Oregon	2004	10	1

# PATRIOTS ALL-TIME ROSTER

Name	Pos.	#	College	Years	GP	GS
Webb, Don	DB	42	Iowa State	1961-71	134	60*
Webster, George	LB	90	Michigan State	1974-76	37	25
Webster, Jason	CB	23	Texas A&M	2008	3	0
Weisacosky, Ed	LB	66	Miami (Fla.)	1971-72	28	23
Weisuhnn, Clayton	LB	53	Angelo State	1982-84,86	30	26
Welch, Claxton	RB	43	Oregon	1973	2	1
Welch, Thomas	OL	66	Vanderbilt	2011	3	1
Welker, Wes	WR	83	Texas Tech	2007-12	93	78
Wells, Billy	RB	41	Michigan State	1960	12	NA
Wendell, Ryan	C	62	Fresno State	2009-12	47	21
West, Mel	RB	24	Missouri	1961	4	NA
Westbrook, Don	WR	83	Nebraska	1977-81	71	1
Weston, Kade	DE	66	Georgia	2010	0	0
Whalen, Jim	TE	82	Boston College	1965-69	70	27*
Wheatley, Terrence	CB	22	Colorado	2008-10	11	1
Wheeler, Dwight	OT	62	Tennessee State	1978-83	72	39
Wheeler, Mark	DT	97	Texas A&M	1996-98	40	31
Whigham, Larry	S	25	NE Louisiana	1994-2000	106	4
White, Adrian	S	38	Florida	1993	5	4
White, David	LB	51	Nebraska	1993	6	0
White, Harvey	QB	10	Clemson	1960	9	NA
White, Jeff	K-P	2	Texas El Paso	1973	11	0
White, Jim	DE	87	Colorado State	1972	13	6
White, Reggie	DT/NT	90	North Carolina A&T	1995	16	9
White, Tracy	LB	58	Howard	2010-12	42	2
Whittingham, Fred	LB	53	Cal Poly	1970	13	0
Whitten, Todd	QB	15	Stephen F. Austin	1987	1	0
Wichard, Murray	DE	90	Frostburg State	1987	3	0
Wiggins, Jermaine	TE	85	Georgia	2000-01	20	8
Wilburn, Steve	DE	99	Illinois State	1987	3	3
Wilfork, Vince	DT	77	Miami (Fla.)	2004-12	138	128
Wilhite, Jonathan	CB	24	Auburn	2008-10	39	13
William, J.R.	LB-C	55	Louisiana Tech	1968-70	38	2
Williams, Brent	DE	96	Toledo	1986-93	121	102
Williams, Brian	TE	49	Southern	1982	1	0
Williams, Brooks	TE	80	North Carolina	1983	13	1
Williams, Derwin	WR	82	New Mexico	1985-87	42	1
Williams, Ed	LB	54	Texas	1984-87, 90	62	10
Williams, Gemara	CB	42	Buffalo	2006	0	0
Williams, Grant	T	76	Louisiana Tech	2000-01	29	12
Williams, Jon	RB	44	Penn State	1984	9	0
Williams, Larry	G	75	Notre Dame	1992	13	9
Williams, Lester	NT	72	Miami (Fla.)	1982-85	42	13
Williams, Malcolm	DB	41	Texas Christian	2011-12	4	0
Williams, Perry	CB	38	Clemson	1987	3	0
Williams, Tank	S	26	Stanford	2008	0	0
Williams, Toby	DE	90	Nebraska	1983-88	80	56
Wilson, Curtis	OC	75	Missouri	1989	0	0
Wilson, Darrell	DB	47	Connecticut	1981	1	0
Wilson, Darryal	WR	48	Tennessee	1983	9	0
Wilson, David	DB	26	California	1992	1	0
Wilson, Ed	QB	12	Arizona	1965	14	NA
Wilson, Eugene	DB	26	Illinois	2003-07	62	55
Wilson, Jerrel	P	4	Southern Mississippi	1978	14	0
Wilson, Joe	RB	23	Holy Cross	1974	12	0
Wilson, Marc	QB	15	Brigham Young	1989-90	30	10
Wilson, Tavon	DB	27	Illinois	2012	16	4
Windsor, Bob	TE	86	Kentucky	1972-75	48	44
Winslow, Kellen	TE	82	Miami (Fla.)	2012	1	0
Wirgowski, Dennis	DE	70	Purdue	1970-72	37	36
Witt, Mel	DT	70	Arlington State	1967-70	35	14
Wohlabaugh, Dave	C	64	Syracuse	1995-98	57	57
Wonsley, George	RB	53	Mississippi State	1989	5	0
Woodhead, Danny	RB	39	Chadron State	2010-12	45	9
Woods, Carl	RB	34	Vanderbilt	1987	2	0
Woods, Pierre	LB	58	Michigan	2006-10	54	8
Woody, Damien	C	65	Boston College	1999-2003	78	76
Wooten, Ron	OG	61	North Carolina	1982-88	98	96
Wren, Darryl	CB	27	Pittsburg (Kan.) State	1993-94	33	5
Wright, Elmo	WR	17	Houston	1975	8	4
Wright, Mike	DL	99	Cincinnati	2005-11	81	22
Wyman, Devin	DT	72	Kentucky State	1996-98	15	4

## - Y -

Yancy, Carlos	CB	40	Georgia	1995	4	0
Yates, Billy	G	74	Texas A&M	2005-08	22	11
Yates, Bob	OT-G-C	50	Syracuse	1960-65	67	NA
Yewcic, Tom	P-QB	14	Michigan State	1961-66	77	NA

## - Z -

Zabel, Steve	LB	54	Oklahoma	1975-78	50	48
Zackery, Tony	FS	25	Washington	1990-91	19	0
Zamberlin, John	LB	54	Pacific Lutheran	1979-82	56	15
Zendejas, Joaquin	K	2	LaVerne (Calif.)	1983	2	0
Zereoue, Amos	RB	31	West Virginia	2005	3	0
Zolak, Scott	QB	16	Maryland	1991-98	53	7
Zusevics, Markus	OL	66	Iowa	2012	0	0

# PATRIOTS ALL-TIME DRAFT

## 2013

Rd	Player	Pk	Pos	College
1	(Traded to Minnesota)	29		
2a	Jamie Collins	52	LB	Southern Mississippi
2b	Aaron Dobson	59	WR	Marshall
3a	Logan Ryan	83	CB	Rutgers
3b	Duron Harmon	91	DB	Rutgers
4a	Josh Boyce	102	WR	Texas Christian
4b	(Traded to Tampa Bay)	126		
5	(Traded to Washington)	162		
6	(Traded to Cincinnati)	197		
7a	Michael Buchanan	226	DL	Illinois
7b	(Traded to Tampa Bay)	229		
7c	Steve Beauharnais	235	LB	Rutgers

### 2013 Draft Notes

For more details on all trades involving draft picks, please see trades list on following pages.

- 1 The Patriots acquired Minnesota's 2013 second-round pick (52 overall), third-round pick (83 overall), fourth-round pick (102 overall) and seventh-round pick (229 overall) during a 2013 draft day trade on April 25 in exchange for the Patriots' 2013 first-round pick (29 overall).
- 4b Pick traded to Tampa Bay on Nov. 1, 2012 in exchange for CB Aqib Talib and a 2013 seventh-round pick.
- 5 Pick traded to Washington on July 29, 2011 in exchange for DL Albert Haynesworth.
- 6 Pick traded to Cincinnati on July 29, 2011 in exchange for WR Chad Ochocinco.
- 7b The Patriots acquired RB LeGarrette Blount in a draft day trade with Tampa Bay on April 27, 2013 in exchange for RB Jeff Demps and a 2013 seventh-round pick (229 overall).

## 2012

Rd	Player	Pk	Pos	College
1a	Chandler Jones	21	DE	Syracuse
1b	Dont'a Hightower	25	LB	Alabama
2a	Tavon Wilson	48	DB	Illinois
2b	(Traded to Green Bay)	62		
3a	Jake Bequette	90	DE	Arkansas
3b	(Traded to Cincinnati)	93		
4	(Traded to Denver)	126		
5	(Traded to Green Bay)	163		
6	Nate Ebner	197	DB	Ohio State
7a	Alfonzo Dennard	224	CB	Nebraska
7b	Jeremy Ebert	235	WR	Northwestern

### 2012 Draft Notes

For more details on all trades involving draft picks, please see trades list on following pages.

- 1a Acquired Cincinnati's 2012 first-round pick in exchange for the Patriots' 2012 first-round pick (27 overall) and the Patriots' 2012 third-round pick (93 overall).
- 1b Acquired Denver's 2012 first-round pick in exchange for the Patriots' 2012 first-round pick (31 overall) and the Patriots' 2012 fourth-round pick (126 overall).
- 2b Pick traded to Green Bay for a 2012 third-round pick (90 overall) and a 2012 fifth-round pick (163 overall).
- 3b Pick traded to Cincinnati along with a 2012 first-round pick (27 overall) in exchange for Cincinnati's 2012 first-round pick (21 overall).
- 4 Pick traded to Denver along with a 2012 first-round pick (31 overall) in exchange for Denver's first-round pick (25 overall).
- 5 Pick acquired from Green Bay in previously mentioned trade.

Rd	Player	Pk	Pos	College
1a	Nate Solder	17	OL	Colorado
1b	(Traded to New Orleans)	28		
2a	Ras-I Dowling	33	DB	Virginia
2b	Shane Vereen	56	RB	California
2c	(Traded to Houston)	60		
3a	Stevan Ridley	73	RB	Louisiana State
3b	Ryan Mallett	74	QB	Arkansas
3c	(Traded to Oakland)	92		
4	(Traded to Oakland)	125		
5a	Marcus Cannon	138	OL	Texas Christian
5b	Lee Smith	159	TE	Marshall
6a	(Traded to Philadelphia)	193		
6b	Markell Carter	194	LB	Central Arkansas
7	Malcolm Williams	219	DB	Texas Christian

### 2011 Draft Notes

For more details on all trades involving draft picks, please see trades list on following pages.

- 1b Pick traded to New Orleans for 2011 first-round pick and a 2011 second-round pick (56 overall).
- 2c Pick traded to Houston for 2011 third-round choice (73 overall) and 2011 fifth-round pick (138 overall).
- 3c Pick traded to Oakland for 2012 second-round choice and 2011 seventh-round pick (219 overall).

## 2011 (Cont.)

- 4 Pick traded to Oakland in previously mentioned trade.
- 6a Pick traded to Philadelphia for sixth-round choice (194 overall).

## 2010

Rd	Player	Pk	Pos	College
1a	(Traded to Denver)	22		
1b	(Traded to Dallas)	24		
1c	Devin McCourty	27	CB	Rutgers
2a	Rob Gronkowski	42	TE	Arizona
2b	(Traded to Oakland)	44		
2c	(Traded to Arizona)	47		
2d	Jermaine Cunningham	53	LB	Florida
2e	(Traded to Houston)	58		
2f	Brandon Spikes	62	LB	Florida
3a	(Traded to Carolina)	89		
3b	Taylor Price	90	WR	Ohio University
4a	Aaron Hernandez	113	TE	Florida
4b	(Traded to Dallas)	119		
5	Zoltan Mesko	150	P	Michigan
6a	(Traded to Oakland)	190		
6b	Ted Larsen	205	OL	N.C. State
7a	Thomas Welch	208	OL	Vanderbilt
7b	(Traded to Washington)	229		
7c	(Traded to Washington)	231		
7d	Brandon Deaderick	247	DL	Alabama
7e	Kade Weston	248	DL	Georgia
7f	Zac Robinson	250	QB	Oklahoma St.

### 2010 Draft Notes

For more details on all trades involving draft picks, please see trades list on following pages.

- 6b, 7d, 7e, 7f were awarded as compensatory draft choices.
- 1a Pick traded to Denver in exchange for a 2010 first-round pick (24 overall) and a 2010 fourth-round pick (113 overall).
- 1b Pick acquired from Denver in previously mentioned trade.
- 1c Pick acquired from Dallas with their 2010 third-round (90 overall) pick in exchange for a 2010 first-round pick (24) and a 2010 fourth-round pick (119 overall).
- 2a Pick acquired from Oakland in exchange for the Patriots' 2010 second-round pick (44 overall) and their 2010 sixth-round pick (190 overall).
- 2b Pick traded to Oakland in previously mentioned trade. Pick was originally acquired from Jacksonville in a 2009 draft day trade.
- 2c Pick traded to Arizona in exchange for a 2010 second-round pick (58 overall) and a 2010 third-round pick (89 overall). Pick was originally acquired from Tennessee in a 2009 draft-day trade.
- 2e Pick traded to Houston in exchange for a 2010 second-round pick (62 overall) and a fifth-round pick (150 overall). Pick was originally acquired from Arizona in previously mentioned trade.
- 2f Pick acquired from Houston in previously mentioned trade.
- 3a Pick traded to Carolina in exchange for a 2011 second-round pick. Pick was originally acquired from Arizona in previously mentioned trade.
- 3b Pick acquired from Dallas in previously mentioned trade.
- 4a Pick acquired from Denver in previously mentioned trade.
- 5 Pick acquired from Houston in previously mentioned trade.
- 6a Pick traded to Oakland in previously mentioned trade.
- 7a Pick acquired from Washington in exchange for two 2010 seventh-round picks (229 and 231 overall).
- 7b Pick traded to Washington in previously mentioned trade.
- 7c Pick traded to Washington in previously mentioned trade. Pick was originally acquired in 2009 draft day trade from Philadelphia.

## 2009

Rd	Player	Pk	Pos	College
1	(Traded to Baltimore)	23		
2a	Patrick Chung	34	S	Oregon
2b	Ron Brace	40	DL	Boston College
2c	Darius Butler	41	DB	Connecticut
2d	Sebastian Vollmer	58	OL	Houston
3a	Brandon Tate	83	WR	North Carolina
3b	Tyrone McKenzie	97	LB	South Florida
4	Rich Ohrmberger	123	OL	Penn State
5a	(Traded to Philadelphia for WR Greg Lewis)			
5b	George Bussey	170	OL	Louisville
6a	Jake Ingram	198	LS	Hawaii
6b	Myron Pryor	207	DL	Kentucky
7a	Julian Edelman	232	WR	Kent State
7b	Darryl Richard	234	DL	Georgia Tech

### 2009 Draft Notes

For more details on all trades involving draft picks, please see trades list on following pages.

- 3b, 5 and 6b were awarded as compensatory draft choices.
- 1 Pick traded to Baltimore for a 2009 first-round pick (26 overall) and a 2009 fifth-round pick (162 overall). The Patriots used subsequent trades to turn those picks into selections 2c, 3a and 7a in addition to a 2010 second-round choice.
- 2a Pick acquired from Kansas City in exchange for QB Matt Cassel and



# PATRIOTS ALL-TIME DRAFT

## 2009 (Cont.)

- LB Mike Vrabel.
- 2b Pick acquired from Oakland in exchange for a 2009 second-round pick (47 overall), a 2009 fourth-round pick (124 overall) and a 2009 sixth-round pick (199 overall).
- 2c Pick acquired from Green Bay along with two 2009 third-round picks (73 overall and 83 overall) in exchange for a 2009 first-round pick (26 overall) and a 2009 fifth-round pick (162 overall).
- 3a Pick acquired from Green Bay along with a 2009 second-round pick (41 overall) and a 2009 third-round pick (73 overall) in exchange for a 2009 first-round pick (26 overall) and a 2009 fifth-round pick (162 overall).
- 4 Pick acquired from Baltimore along with a 2009 sixth-round selection (198 overall) in exchange for two 2009 fifth-round selections (137 overall and 141 overall) that had been acquired from Philadelphia in exchange for CB Ellis Hobbs.
- 6a Pick acquired from Baltimore along with a 2009 fourth-round selection (123 overall) in exchange for two 2009 fifth-round selections (137 overall and 141 overall) that had been acquired from Philadelphia in exchange for CB Ellis Hobbs.
- 7a Pick acquired from Jacksonville along with a 2010 second-round pick in exchange for a 2009 third-round pick (73 overall).

## 2008

Rd	Player	Pk	Pos	College
1	Jerod Mayo	10	LB	Tennessee
2	Terrence Wheatley	62	CB	Colorado
3a	Shawn Crable	78	LB	Michigan
3b	Kevin O'Connell	94	QB	San Diego State
4	Jonathan Wilhite	129	CB	Auburn
5	Matthew Slater	153	WR	UCLA
6	Bo Ruud	197	LB	Nebraska

### 2008 Draft Notes

For more details on all trades involving draft picks, please see trades list on following pages.

- 1 Pick acquired from New Orleans along with a 2008 third-round selection (78 overall) - LB Shawn Crable) in exchange for a 2008 first-round selection (7 overall) and a 2008 fifth-round selection (164 overall).
- 3a Pick acquired from New Orleans along with a 2008 first-round selection (10 overall - LB Jerod Mayo) in exchange for a 2008 first-round selection (7 overall) and a 2008 fifth-round selection (164 overall).
- 5 Pick acquired from Tampa Bay in exchange for a 2008 fifth-round selection (160 overall) and a 2008 seventh-round selection (238 overall).

## 2007

Rd	Player	Pk	Pos	College
1	Brandon Meriweather	24	DB	Miami (Fla.)
2	(To Miami as part of trade for WR Wes Welker)			
4a	(To Oakland in exchange for WR Randy Moss)			
4b	Kareem Brown	127	DL	Miami (Fla.)
5	Clint Oldenburg	171	T	Colorado State
6a	Justin Rogers	180	LB	Southern Methodist
6b	Mike Richardson	202	CB	Notre Dame
6c	Justise Hairston	208	RB	Central Connecticut
6d	Corey Hilliard	209	T	Oklahoma State
7a	Oscar Lua	211	LB	Southern Cal
7b	(To Miami as part of trade for WR Wes Welker)			
7c	Mike Elgin	247	G/C	Iowa

### 2007 Draft Notes

For more details on all trades involving draft picks, please see trades list on following pages.

- 5, 6c, 6d and 7c were awarded as compensatory draft choices.
- 1 Pick acquired from Seattle in exchange for WR Deion Branch.
- 4a Pick acquired from San Francisco along with a 2008 first-round selection in exchange for a 2007 first-round selection (28 overall).
- 6a Pick acquired from Arizona in exchange for T Brandon Gorin.
- 7a Pick Acquired from Oakland along with a 2008 third-round selection in exchange for a 2007 third-round selection (91 overall).

## 2006

Rd	Player	Pk	Pos	College
1	Laurence Maroney	21	RB	Minnesota
2	Chad Jackson	36	WR	Florida
3	David Thomas	86	TE	Texas
4a	Garrett Mills	106	FB	Tulsa
4b	Stephen Gostkowski	118	K	Memphis
5	Ryan O'Callaghan	136	T	California
6a	Jeremy Mincey	191	LB	Florida
6b	Dan Stevenson	205	G	Notre Dame
6c	Le Kevin Smith	206	DL	Nebraska
7	Willie Andrews	229	DB	Baylor

### 2006 Draft Notes

- 6b and 6c were awarded as compensatory draft choices.
- 2 Pick acquired from Green Bay in exchange for a 2006 second-round pick (52 overall) and a 2006 third-round pick (75 overall)
- 4a Pick acquired from Detroit in exchange for a 2005 fifth-round pick

## 2006 (Cont.)

- (145 overall) and a 2005 sixth-round pick (206 overall).
- 5 Pick acquired from Oakland along with a 2005 seventh-round pick (230 overall) in exchange for a 2005 sixth-round pick (175 overall).

## 2005

Rd	Player	Pk	Pos	College
1	Logan Mankins	32	OL	Fresno State
3a	Ellis Hobbs	84	CB	Iowa State
3b	(To Arizona as part of trade for CB Duane Starks)			
3c	Nick Kaczur	100	T	Toledo
4	James Sanders	133	S	Fresno State
5a	(To Arizona as part of trade for CB Duane Starks)			
5b	Ryan Claridge	170	LB	Nevada-Las Vegas
7a	Matt Cassel	230	QB	Southern Cal
7b	Andy Stokes	255	TE	William Penn

### 2005 Draft Notes

- 3c, 5b and 7b were awarded as compensatory draft choices.
- 3a Pick acquired from Baltimore along with a 2005 sixth-round choice (195 overall) and a 2006 third-round choice in exchange for a 2005 second-round choice (64 overall).
- 7a Pick acquired from Oakland along with a 2006 fifth-round choice (136 overall) in exchange for a 2005 sixth-round choice (175 overall)

## 2004

Rd	Player	Pk	Pos	College
1a	Vince Wilfork	21	DT	Miami (Fla.)
1b	Benjamin Watson	32	TE	Georgia
2a	(To Cincinnati in exchange for RB Corey Dillon)			
2b	Marquise Hill	63	DE	Louisiana State
3	Guss Scott	95	S	Florida
4	Dexter Reid	113	S	North Carolina
4b	Cedric Cobbs	128	RB	Arkansas
5	P.K. Sam	164	WR	Florida State
6	(To Pittsburgh in compensation for RFA Rodney Bailey)			
7	Christian Morton	233	CB	Illinois

### 2004 Draft Notes

- 1a Pick acquired from Baltimore along with a 2003 second-round pick (41 overall) in exchange for a 2003 first-round selection (19 overall).
- 4a Pick acquired from New Orleans along with a 2003 third-round pick (78 overall) and a 2003 seventh-round choice (239 overall) in exchange for S Tebucky Jones.

## 2003

Rd	Player	Pk	Pos	College
1	Ty Warren	13	DT	Texas A&M
2a	Eugene Wilson	36	CB	Illinois
2b	Bethel Johnson	45	WR	Texas A&M
4a	Dan Klecko	117	DT	Temple
4b	Asante Samuel	120	CB	Central Florida
5	Dan Koppen	164	C	Boston College
6	Kliff Kingsbury	201	QB	Texas Tech
7a	Spencer Nead	234	TE	BYU
7b	Tully Banta-Cain	239	LB	California
7c	Ethan Kelley	243	DT	Baylor

### 2003 Draft Notes

- 1 Pick acquired from Chicago for the Patriots 2003 first-round pick (14 overall) and a 2003 sixth-round pick (193 overall).
- 2a Pick acquired from the Houston Texans along with a 2003 fourth-round pick (117 overall) for a 2003 second-round pick (41 overall) and a 2003 third-round pick (75 overall).
- 2b Pick acquired from the Carolina Panthers for a 2003 second-round pick (50 overall) and a 2003 fourth-round pick (120 overall).
- 4a Pick acquired from the Houston Texans along with a 2003 second-round pick (36 overall) for a 2003 second-round pick (41 overall) and a 2003 third-round pick (75 overall).
- 4b Pick acquired from Denver for a 2003 fourth-round pick (128 overall) and a 2003 fifth-round pick (157 overall).
- 5 Pick acquired from the Tennessee Titans along with a 2003 sixth-round pick (201 overall) and a 2003 seventh-round pick (243 overall) for a 2003 fifth-round pick (154 overall) and a 2003 seventh-round pick (225 overall).
- 6 Pick acquired from the Tennessee Titans along with a 2003 fifth-round pick (164 overall) and a 2003 seventh-round pick (243 overall) for the a 2003 fifth-round pick (154 overall) and a 2003 seventh-round pick (225 overall).
- 7b Pick acquired from New Orleans along with a 2003 third-round pick (78 overall) and a 2004 fourth-round pick for Tebucky Jones.
- 7c Pick acquired from the Tennessee Titans with a 2003 fifth-round pick (164 overall) and a 2003 sixth-round pick (201 overall) for the Patriots 2003 fifth-round pick (154 overall) and a 2003 seventh-round pick (225 overall).

## 2002

Rd	Player	Pk	Pos	College
1	Daniel Graham	21	TE	Colorado
2	Deion Branch	65	WR	Louisville

# PATRIOTS ALL-TIME DRAFT

## 2002 (Cont.)

4a	Rohan Davey	117	QB	LSU
4b	Jarvis Green	126	DE	LSU
7a	Antwoine Womack	237	RB	Virginia
7b	David Givens	253	WR	Notre Dame

## 2002 Draft Notes

- 1 Pick acquired from Washington for the Patriots first-round pick (32nd overall), third-round pick (96th) and seventh-round pick (234th) of the 2002 draft.
- 4a Pick obtained from the Denver Broncos in exchange for the Patriots 2002 fourth-round pick (131st overall) and fifth-round (144th).
- 4b Pick acquired from Green Bay for WR Terry Glenn.
- 7a Pick obtained from the Dallas Cowboys, along with 2003 fifth-round choice, in exchange for the Patriots 2002 fifth-round pick (168th overall).

## 2001

Rd	Player	Pk	Pos	College
1	Richard Seymour	6	DT	Georgia
2	Matt Light	48	OL	Purdue
3	Brock Williams	86	CB	Notre Dame
4a	Kenyatta Jones	96	OL	South Florida
4b	Jabari Holloway	119	TE	Notre Dame
5	Hakim Akbar	163	S	Washington
6a	Arther Love	180	TE	South Carolina State
6b	Leonard Myers	200	CB	Miami (Fla.)
7a	Owen Pochman	216	K	Brigham Young
7b	T.J. Turner	239	LB	Michigan State

## 2001 Draft Notes

- 5, 6b and 7b denote compensatory picks obtained from the NFL.
- 2 Pick acquired from Detroit for a 2001 second-round (50 overall, from Pittsburgh) pick and a sixth-round (173 overall, from San Francisco) pick
- 3 Pick acquired from Minnesota (NE trades third round selection - 69 overall to Minnesota for their third-round pick - 86 overall and fourth round selection - 119 overall)
- 4a Pick acquired from San Diego (NE trades fourth round selection - 112 overall and fifth round selection - 139 overall to San Diego for their fourth-round pick - 96th overall)
- 4b Pick from Minnesota in previously mentioned trade
- 6a Pick acquired from Detroit (NE trades fifth round selection-149 overall to Detroit for their sixth-round pick-180 overall and their seventh-round pick-216 overall)
- 7a Pick from Detroit in previously mentioned trade

## 2000

Rd	Player	Pk	Pos	College
1	Pick to N.Y. Jets	16		
2	Adrian Klemm	46	T	Hawaii
3	J.R. Redmond	76	RB	Arizona State
4	Greg Robinson-Randall	127	T	Michigan State
5a	Dave Stachelski	141	TE	Boise State
5b	Jeff Marriotti	161	DT	Missouri
6a	Antwan Harris	187	CB	Virginia
6b	Tom Brady	199	QB	Michigan
6c	David Nugent	201	DT	Purdue
7a	(Pick to San Francisco from Philadelphia)			
7b	Casey Tisdale	226	LB	New Mexico
7c	Patrick Pass	239	RB	Georgia

## 2000 Draft Notes

- 1 Awarded to N.Y. Jets in compensation for Bill Belichick
- 4, 6b, 6c and 7c denote compensatory picks obtained from the NFL.
- 5b From the St. Louis Rams for DE Mike Jones
- 7a Pick acquired from Philadelphia for WR Dietrich Jells, then traded to San Francisco for a sixth-round pick in 2001.

## 1999 Supplemental Draft

Rd	Player	Pk	Pos	College
4	J'Juan Cherry		CB	Arizona State

## 1999

Rd	Player	Pk	Pos	College
1a	Damien Woody	17	C	Boston College
1b	Choice to Seattle	20		
1c	Andy Katzenmoyer	28	LB	Ohio State
2a	Kevin Faulk	46	RB	LSU
2b	Pick to Tennessee	52		
3a	Pick to Seattle	82		
3b	Tony George	91	DB	Florida
4a	Pick to Tennessee	117		
5	Derrick Fletcher	154	OL	Baylor
6a	Marcus Washington	180	DB	Colorado
6b	Pick to Seattle	191		
7a	Michael Bishop	227	QB	Kansas State
7b	Sean Morey	241	WR	Brown

## 1999 Draft Notes

- 1b Pick to Seattle - (NE trades picks-20th, 82nd and 191st

## 1999 (Cont.)

- overall for Seattle's 1999 first-round pick-17th overall)
- 1c FROM N.Y. JETS IN COMPENSATION FOR BILL PARCELLS
- 2b Pick to Tennessee - (NE trades picks-52nd and 117th overall for Tennessee's 1999 second-round pick-46th overall)
- 3a Pick to Seattle in previously mentioned trade
- 3b From Minnesota Vikings in a trade for CB Jimmy Hitchcock
- 4a Pick to Tennessee in previously mentioned trade
- 6a From Baltimore Ravens in a trade for TE Lovett Purnell
- 6b Pick to Seattle in previously mentioned trade
- 7b From the NFL as compensation for losing free agent FBs Keith Byars and Sam Gash

## 1998

Rd	Player	Pk	Pos	College
1a	Robert Edwards	18	RB	Georgia
1b	Tebucky Jones	22	DB	Syracuse
2a	Tony Simmons	52	WR	Wisconsin
2b	Rod Rutledge	54	TE	Alabama
3a	Chris Floyd	81	FB	Michigan
3b	Greg Spires	83	DE	Florida State
4	Leonta Rheaums	115	DT	Houston
5	Ron Merkserson	145	LB	Colorado
6	Harold Shaw	176	RB	Southern Mississippi
7	Jason Andersen	211	OL	Brigham Young

## 1998 Draft Notes

- 1a From N.Y. Jets in compensation for Curtis Martin
- 2a From N.Y. Jets in compensation for Bill Parcells
- 3a From N.Y. Jets in compensation for Curtis Martin

## 1997

Rd	Player	Pk	Pos	College
1	Chris Canty	29	DB	Kansas State
2	Brandon Mitchell	59	DT	Texas A&M
3a	Sedrick Shaw	61	RB	Iowa
3b	Chris Carter	89	DB	Texas
4a	Damon Denison	97	OL	Michigan
4b	Ed Ellis	125	OL	Buffalo
5	Vernon Crawford	159	LB	Florida State
6	Tony Gatter	192	WR	Miami (Fla.)
7	Scott Rehberg	230	OL	Central Michigan

## 1997 Draft Notes

- 3a From N.Y. Jets in compensation for Bill Parcells
- 4a From N.Y. Jets in compensation for Bill Parcells

## 1996

Rd	Player	Pk	Pos	College
1	Terry Glenn	7	WR	Ohio State
2a	Lawyer Milloy	36	DB	Washington
2b	Pick to Oakland			
3a	Pick to Kansas City			
3b	Pick to Detroit			
3c	Tedy Bruschi	86	LB	Arizona
4a	Heath Irwin	101	G	Colorado
4b	Chris Sullivan	119	DE	Boston College
4c	Kantroy Barber	124	FB	West Virginia
5a	John Elmore	139	G	Texas
5b	Christian Peter	149	DT	Nebraska
6a	Chris Griffin	173	TE	New Mexico
6b	Mario Griener	195	RB	Tenn.-Chattanooga
6c	Devin Wyman	206	DT	Kentucky State
7a	Lovett Purnell	216	TE	West Virginia
7b	J.R. Conrad	247	G	Oklahoma

## 1996 Draft Notes

- 2b Pick to Oakland - (NE trades pick-57th overall for Oakland's 1996 third round selection-76th overall, 1996 fourth-round selection-124th overall and fifth-round pick-149th overall)
- 3a Pick to Kansas City - (NE trades pick for Kansas City's 1995 fourth-round pick, 112 overall--Dave Wohlabaugh)
- 3b Pick to Detroit - (NE trades pick-76th overall to Detroit for their third round selection-86th overall, fourth-119th overall and sixth round-195th overall selections)
- 3c From Detroit in previously mentioned trade
- 4b From Detroit in previously mentioned trade
- 4c From S.F. through Oakland
- 5b From Oakland in previously mentioned trade
- 6b From Detroit in previously mentioned trade
- 6c Compensatory Pick
- 7b Compensatory Pick

## 1995

Rd	Player	Pk	Pos	College
1	Ty Law	23	CB	Michigan
2	Ted Johnson	57	LB	Colorado
3a	Curtis Martin	74	RB	Pittsburgh
3b	Jimmy Hitchcock	88	CB	North Carolina

# PATRIOTS ALL-TIME DRAFT

## 1995 (Cont.)

4a	David Wohlabough	112	C	Syracuse
4b	(Pick to Pittsburgh)			
5	(Pick to Houston)			
6	Dino Philyaw	195	RB	Oregon
7	Carlos Yancy	234	CB	Georgia

## 1995 Draft Notes

- 3a From Eagles in compensation for FB Kevin Turner
- 4a From Kansas City for Patriots 1996 third-round pick
- 4b Pick traded to Pittsburgh for RB Leroy Thompson
- 5 Awarded to Houston in compensation for restricted free agent DE Tim Roberts
- 7 From Cleveland in exchange for the 231st selection

## 1994

Rd	Player	Pk	Pos	College
1	Willie McGinest	4	LB	Southern Cal
2	Kevin Lee	35	WR	Alabama
3a	(Pick to San Diego)			
3b	Ervin Collier	78	NT	Florida A&M
3c	Joe Burch	90	CB	Texas Southern
4a	(Pick to Arizona)			
4b	John Burke	121	TE	Virginia Tech
5a	(Pick to San Diego)			
5b	Pat O'Neill	135	P	Syracuse
6a	Steve Hawkins	166	WR	Western Michigan
6b	Max Lane	168	OT	Navy
7a	Jay Walker	198	QB	Howard
7b	Marty Moore	222	LB	Kentucky

## 1994 Draft Notes

- 3a Traded to San Diego along with a fifth-round pick (137th overall) for the Chargers' third-round choice (78th overall) and RB Marion Butts
- 3b From San Diego in previously mentioned trade
- 3c From Miami, along with a 1993 draft pick, Todd Rucci, in exchange for WR Irving Fryar
- 4a Traded to Arizona for its fourth-round pick from Miami, 121 overall, and its fifth-round pick from the LA Rams, 135 overall
- 6b From Seattle in a trade for Jon Vaughn
- 7b From Dallas in exchange for QB Hugh Millen

## 1993

Rd	Player	Pk	Pos	College
1	Drew Bledsoe	1	QB	Washington St.
2a	Chris Slade	31	LB	Virginia
2b	Todd Rucci	51	OL	Penn State
2c	Vincent Brisby	56	WR	NE Louisiana
4a	Kevin Johnson	86	NT	Texas Southern
4b	Corwin Brown	110	DB	Michigan
5a	Scott Sisson	113	K	Georgia Tech
5b	Richard Griffith	138	TE	Arizona
6	Lawrence Hatch	142	DB	Florida
8	Troy Brown	198	WR/KR	Marshall

## 1993 Draft Notes

- 2b From Miami, along with a 1994 draft pick, in exchange for WR Irving Fryar
- 2c As a result of the L.A. Raiders passing on their selection in the second round, the Patriots' first selection of the third round reverted to being the 27th pick in the second round
- 4b From Green Bay in exchange for RB John Stephens. The Patriots then traded that pick, 15th in round and 99th overall, to San Diego in exchange for the Chargers' 1993 fourth round, 110th pick and a 1993 fifth round, 138th pick

## 1992

Rd	Player	Pk	Pos	College
1	Eugene Chung	13	OL	Virginia Tech
2	Rod Smith	35	DB	Notre Dame
3a	Todd Collins	64	LB	Carson-Newman
3b	Kevin Turner	71	RB	Alabama
4a	Dion Lambert	90	CB	UCLA
4b	Darren Anderson	93	CB	Toledo
5	Dwayne Sabb	116	LB	New Hampshire
6	Tracy Boyd	165	OG	Elizabeth City St.
7a	Wayne Hawkins	176	WR	Southwest St.
7b	Jim Gray	194	DT	West Virginia
8a	Scott Lockwood	204	RB	Southern Cal.
8b	Sam Gash	205	RB	Penn State
9	David Dixon	232	DT	Arizona State
10a	Turner Baur	261	TE	Stanford
10b	Steve Gordon	277	OC	California
11	Mike Petko	288	LB	Nebraska
12	Freeman Baysinger	333	WR	Humboldt State

## 1992 Draft Notes

- 1 From Dallas, along with a third-round pick in 1992, in exchange for Patriots' first round, 19th pick from Atlanta, second round, 37th pick and fourth round, 104th pick from Atlanta

## 1992 (Cont.)

- 2 Acquired from Phoenix in exchange for Patriots' second round, 46th pick and fourth round, 100th pick in 1991
- 3b Acquired from Dallas through Minnesota, along with first-round pick in 1992, in exchange for a first round, 19th pick from Atlanta, second round, 37th pick and fourth round, 104th pick from Atlanta in 1992
- 4a Acquired from San Diego in a 1991 draft day trade in exchange for a fifth round, 127th pick from Pittsburgh in 1991
- 5 Acquired from Tampa Bay in a trade for Jesse Solomon
- 6 Acquired from Detroit, along with seventh-round pick in 1992, a 10th round pick in 1992 and a 12th round pick in 1992, in exchange for Patriots' sixth round, 145th pick from Phoenix, in 1992
- 7b Acquired from Detroit in earlier listed trade
- 8a Acquired from Cleveland in exchange for OG Fred Childress
- 10b Acquired from Detroit in earlier listed trade
- 12 Acquired from Detroit -- see sixth round details

## 1991

Rd	Player	Pk	Pos	College
1a	Pat Harlow	11	T	Southern California
1b	Leonard Russell	14	RB	Arizona State
2	Jerome Henderson	41	CB	Clemson
3	Calvin Stephens	56	G	South Carolina
4	Scott Zolak	84	QB	Maryland
5a	Jon Vaughn	112	RB	Michigan
5b	Ben Coates	124	TE	Livingstone College
6	David Key	140	CB	Michigan
7	Blake Miller	168	C	Louisiana State
8	Harry Colon	196	SS	Missouri
9	O'Neil Glenn	224	G	Maryland
10	Randy Bethel	251	TE	Miami (Fla.)
11a	Vincent Moore	279	WR	Tennessee
11b	Paul Alsbury	303	P	SW Texas State
12	Timothy Edwards	307	DT	Delta State

## 1991 Draft Notes

- 1a Patriots traded their first round selection, 1st pick, for Cowboys' first round selection, 11th pick, and Dallas' second round selection, 41st pick
- 1b Pick from Dallas in exchange for Patriots' 1st round, 17th pick acquired from Houston, and Patriots' 1991 4th round, 110th pick, acquired from Buffalo in 1990
- 2 Pick from Dallas in previously mentioned trade
- 5b Pick from L.A. Raiders through Dallas, along with a fourth-round pick in 1992, in exchange for Patriots' 1991 4th round selection, 100th pick, acquired from Pittsburgh
- 11b Pick from San Diego through the L.A. Raiders, along with a 4th round selection in 1992, in exchange for Patriots' 1991 5th round selection, 127th pick, acquired from Pittsburgh

## 1990

Rd	Player	Pk	Pos	College
1a	Chris Singleton	8	LB	Arizona
1b	Ray Agnew	10	DE	North Carolina State
2	(Pick to Seattle)			
3a	Tom Hodson	59	QB	Louisiana State
3b	Greg McMurtry	80	WR	Michigan
5a	Junior Robinson	110	DB	East Carolina
5b	Jon Melander	113	OT	Minnesota
5c	James Gray	120	RB	Texas Tech
6	(Pick to Dallas)			
7	(Pick to Buffalo)			
8	(Pick to Dallas)			
9	Shawn Bouwens	226	OG	Nebraska - Wesleyan
10	Anthony Landry	253	RB	Stephen F. Austin
11	Sean Smith	280	DE	Georgia Tech
12a	Ventson Donelson	309	DB	Michigan St.
12b	Blaine Rose	322	OG	Maryland

## 1990 Draft Notes

- 1a Patriots traded their 1st round, third overall, and 2nd round, 29th overall pick for Seahawks' two 1st round selections, 8th and 10th picks and Seattle's third-round pick
- 1b Pick from Seattle in previously mentioned trade
- 3b Acquired from Dallas along with Cowboys' seventh-round pick, later traded to Buffalo and the Cowboys' 5th round, 120th pick, in exchange for Patriots' 3rd round selection, originally Seattle's, NE's 6th round, 143rd pick, and 8th round, 197th pick
- 5a Pick from Washington, along with Redskins' 2nd pick in the 5th round, which was later traded to Denver, in exchange for Patriots' 4th round, 86th pick
- 5c Pick from Dallas in previously mentioned trade
- 12b Pick from Buffalo, along with a fourth-round pick in 1991, in exchange for Patriots' two seventh-round picks in 1990, one of which came from Dallas

# PATRIOTS ALL-TIME DRAFT

## 1989

Rd	Player	Pk	Pos	College
1	Hart Lee Dykes	16	WR	Oklahoma State
2	Eric Coleman	43	DB	Wyoming
3a	Mary Cook	63	TE	Iowa
3b	Chris Gannon	73	DE	S.W. Louisiana
4a	Maurice Hurst	96	DB	Southern
4b	Michael Timpson	100	WR	Penn State
5	(Pick to Green Bay)			
6	(Pick to LA Raiders)			
7a	Eric Lindstrom	178	LB	Boston College
7b	Pick to San Diego			
8a	Rodney Rice	210	DB	Brigham Young
8b	Tony Zackery	223	DB	Washington
9a	Darron Norris	240	RB	Texas
9b	Curtis Wilson	247	OC	Missouri
10	Emanuel McNeil	267	NT	Tenn.-Martin
11	Tony Hinz	294	FB	Harvard
12	Aaron Chubb	324	LB	Georgia

### 1989 Draft Notes

- 3a Pick from Tampa Bay for Stephen Starring trade of 1988
- 4a From Washington in exchange for the Patriots' fifth-round pick of 1988
- 5 127th pick, sent to Green Bay through Cleveland as part of 1988 trade for Mike Baab
- 6 Patriots traded their 6th round, 157th pick, for Raiders' sixth-round pick, 166, and NE gains Raiders' 8th round, 224th pick
- 7a From Raiders as part of Brian Holloway trade of 1987
- 7b Sent to San Diego for Thomas Benson trade of 1988
- 8b From Raiders as part of draft-trade exchange sixth-round picks; originally San Francisco's pick
- 9b From Minnesota for Patriots' 11th-round pick of 1988

## 1988

Rd	Player	Pk	Pos	College
1	John Stephens	17	RB	Northwestern (La.) St.
2	Vincent Brown	43	LB	Miss. Valley St.
3	Tom Rehder	69	T	Notre Dame
4a	Tim Goad	87	NT	North Carolina
4b	Sammy Martin	97	WR/KR	LSU
4c	Teddy Garcia	100	K	Northeast Louisiana
5	Troy Wolkow	115	G	Minnesota
6	Steve Johnson	154	TE	Virginia Tech
7	Darryl Usher	181	WR/KR	Illinois
8	Pick to Chicago			
9	Neil Galbraith	240	CB	Central (Ok.) St.
10	Rodney Lossow	267	C	Wisconsin
11	Marvin Allen	294	RB	Tulane
11b	Pick to Minnesota			
12	Dave Nugent	321	NT	Boston College

### 1988 Draft Notes

- 4a From Tampa Bay in exchange for NE's 1987 fifth-round pick
- 4b From Minnesota in 1987 trade for QB Rich Gannon
- 8 Patriots selection 236th to Chicago as part of QB Doug Flutie trade
- 10 From L.A. Raiders as part of 1987 trade for OT Brian Holloway
- 11b Patriots selection 296th traded to Minnesota in exchange for Vikings' ninth-round choice in 1989

## 1987

Rd	Player	Pk	Pos	College
1	Bruce Armstrong	23	OT	Louisville
2	(Pick to Tampa Bay)			
3a	Bob Perryman	79	RB	Michigan
3b	(Pick to LA Raiders)			
4a	Rich Gannon	98	QB-RB	Delaware
4b	Derrick Beasley	102	DB	Winston-Salem
4c	Tim Jordan	107	LB	Wisconsin
5a	Danny Villa	113	OT	Arizona State
5b	Tom Gibson	116	DE	Northern Arizona
6	Gene Taylor	163	WR	Fresno State
7	(Pick to Tampa Bay)			
8	(Pick to Kansas City)			
9	(Pick to Tampa Bay)			
10	(Pick to LA Raiders)			
11	Carlos Revelz	302	K	Tennessee
12	Elgin Davis	330	RB	Central Florida

### 1987 Draft Notes

- 2 Patriots' selection 51 overall traded to Tampa Bay as part of OT-OG Sean Farrell trade which also included 7th and 9th round picks in the 1987 draft
- 3b Patriots trade 81st overall selection and 10th round pick, 275 overall, to LA Raiders for Raiders' two fourth-round picks, 98 and 102 overall; 81st overall pick originally from Washington for WR Ricky Sanders trade
- 4a Pick from LA Raiders in previously mentioned trade
- 4b Pick from LA Raiders in previously mentioned trade
- 5a Pick from San Diego for DB Vencie Glenn trade

## 1987 (Cont.)

- 5b Pick from Tampa Bay for Patriots' sixth-round pick in 1986
- 7 Patriots' selection 191 overall traded to Tampa Bay as part of Sean Farrell trade
- 8 Patriots' selection 219 overall traded to KC for TE Willie Scott
- 9 Patriots' selection 247 overall traded to Tampa Bay as part of OT Sean Farrell trade
- 10 Patriots' selection, 275 overall, and third-round pick, 81 overall, traded to LA Raiders for two fourth-round picks, 98 and 102 overall

## 1986

Rd	Player	Pk	Pos	College
1	Reggie Dupard	26	RB	Southern Methodist
2a	Mike Ruth	42	NT	Boston College
2b	Vencie Glenn	54	DB	Indiana State
3	Patriots' selection 81 overall			forfeited
4	Scott Gieselman	109	TE	Boston College
5	Greg Robinson	137	OL	Sacramento St.
6	(Pick to Tampa Bay)			
7a	Ray McDonald	187	WR	Florida
7b	Brent Williams	192	DE	Toledo
8	Greg Baly	220	TE	Stanford
9	George Colton	248	OG	Maryland
10	Cletis Jones	276	RB	Florida State
11	Gene Thomas	308	WR	U of Pacific
12	Don McAluly	332	K	Syracuse

### 1986 Draft Notes

- 2a Pick from Seattle as part of Bob Gryder trade of 1984
- 6 Patriots' selection 164 overall traded to Tampa Bay for Buccaneers' fifth-round pick in 1987
- 7a Pick from San Francisco as part of Matt Cavanaugh trade of 1983)

## 1985

Rd	Player	Pk	Pos	College
1a	Pick to San Francisco			
1b	Trevor Matich	28	OC	BYU
2a	Garin Veris	48	DE	Stanford
2b	Jim Bowman	52	DB	Central Michigan
2c	Ben Thomas	56	DE	Auburn
3a	Pick to San Francisco			
3b	Audrey McMillian	84	DB	Houston
4a	Tom Toth	102	OT	Western Michigan
4b	Gerard Phelan	108	WR	Boston College
5	(Pick to Cincinnati)			
6	(Pick to Philadelphia)			
7a	(Pick to LA Raiders)			
7b	(Pick to LA Raiders)			
8a	(Pick to Atlanta)			
8b	Miford Hodge	224	DE	Washington St.
9	(Pick to Pittsburgh)			
10	(Pick to Denver)			
11	Paul Lewis	295	RB	Boston University
12	Tony Mumford	328	RB	Penn State

### 1985 Draft Notes

- 1a Patriots trade their 1st round choice, 16th overall, along with their third-round choice, 75th overall, to San Francisco for their first, 28th overall, second 56th overall, and third round, 84th overall, picks
- 1b Pick from San Francisco in previously mentioned trade
- 2b Pick from LA Raiders part of Mike Haynes deal of 1983
- 2c Pick from San Francisco in previously mentioned trade
- 3a Pick to San Francisco in previously mentioned trade
- 3b Pick from San Francisco in previously mentioned trade
- 4b Pick from LA Raiders part of Shelby Jordan deal of 1983
- 5 Pick to Cincinnati as part of WR Irving Fryar tradeup deal of 1984
- 6 Pick to Philadelphia as part of K Tony Franklin deal of 1984
- 7a Pick to LA Raiders as part of the Mike Haynes deal of 1983
- 8a Pick to Atlanta for DB Rod McSwain
- 8b Pick from San Francisco part of Matt Cavanaugh deal of 1983
- 9 Pick to Pittsburgh for WR Greg Hawthorne (1984)
- 10 Pick to Denver for P Luke Prestridge (1984)

## 1984

Rd	Player	Pk	Pos	College
1	Irving Fryar	1	WR	Nebraska
2	Ed Williams	43	LB	Texas
3	Jonathan Williams	70	RB	Penn State
5	Paul Fairchild	124	OG	Kansas
6	Ernest Gibson	151	DB	Furman
7a	Bruce Kallmeyer	184	K	Kansas
7b	Dervin Williams	192	WR	New Mexico
8	James Keyton	211	OT	Arizona State
9a	Scott Bolzan	238	OT	Northern Illinois
9b	David Windham	251	LB	Jackson State
11	Charlie Flager	292	OG	Washington St.
12	Harper Howell	319	TE	UCLA



# PATRIOTS ALL-TIME DRAFT

## 1984 (Cont.)

### SUPPLEMENTAL DRAFT:

1	Ricky Sanders	16	WR	SW Texas St.
2	Eric Jordan	43	RB	Purdue
3	Walter Lewis	70	QB	Alabama

### 1984 Draft Notes

- 7b Pick from San Fran. for CB Ricky Smith  
9b Pick from Washington for DE Tony McGee

## 1983

Rd	Player	Pk	Pos	College
1	Tony Eason	15	QB	Illinois
2	Darryl Wilson	47	WR	Tennessee
3	Stephan Starring	74	WR	McNeese St.
3b	Steve Moore	80	OL	Tennessee St.
4	Johnny Rembert	101	LB	Clemson
5a	Smiley Creswell	118	DE	Michigan St.
5b	Darryl Lewis	128	TE	Texas-Arlington
6	Mike Bass	155	K	Illinois
7	Craig James	187	RB	SMU
	Washington-USFL			
8	Ronnie Lippett	214	DB	Miami (FL)
9a	Ricky Williams	233	RB	Langston
9b	Mark Keel	240	TE	Arizona
	Arizona-USFL			
10a	James Williams	264	TE	Wyoming
10b	Toby Williams	265	DE	Nebraska
10c	Tom Ramsey	267	QB	UCLA
	Los Angeles-USFL			
11a	Steve Parker	292	WR	Abilene Christian
11b	Calvin Eason	294	DB	Houston
12a	Waddell Kelly	319	RB	Arkansas St.
12b	Andy Ekern	326	OT	Missouri

### 1983 Draft Notes

- 3b Pick from S.D. in Tim Fox trade  
5a Pick from Chicago in LB Rod Shoate trade  
9a Pick from New Orleans  
10a Pick from NY Giants in LB Bill Matthews trade  
10b Pick from New Orleans  
11a Pick from New Orleans  
12a Pick from New Orleans

## 1982

Rd	Player	Pk	Pos	College
1a	Ken Sims	1	DE	Texas
1b	Lester Williams	27	DT	Miami (FL)
2a	Robert Weathers	40	RB	Arizona St.
2b	Andre Tippett	41	LB	Iowa
2c	Darryl Haley	55	OT	Utah
3a	Cedric Jones	56	WR/KR	Duke
3b	Clayton Weishuhn	60	LB	Angelo St.
4a	George Crump	85	DE	East Carolina
4b	Brian Ingram	111	LB	Tennessee
5	Fred Marion	112	DB	Miami (FL)
6	Ricky Smith	141	DB	Alabama State
7	Jeff Roberts	168	LB	Tulane
8	Ken Collins	197	LB	Washington St.
9	Kelvin Murdock	224	WR	Troy State
10	Brian Clark	253	K	Florida
11a	(Used to select WR Chy Davidson of Rhode Island in 1981 supplemental draft.)			
11b	Steve Sandon	296	QB	Northern Iowa
12	Greg Taylor	308	WR/KR	Virginia

### 1982 Draft Notes

- 1b Pick from San Francisco in TE Russ Francis deal  
2a Pick from San Diego in FS Tim Fox deal  
2b Pick from San Francisco in TE Russ Francis deal  
2c Pick from San Francisco in TE Russ Francis deal  
3b Pick from Seattle for RB Horace Ivory  
4b Pick from San Francisco in TE Russ Francis deal  
11b Pick from NY Giants for DB Bill Currier

## 1981

Rd	Player	Pk	Pos	College
1	Brian Holloway	19	OT	Stanford
2	Tony Collins	47	RB/KR	East Carolina
3	(Pick to Minnesota)			
4	Don Blackmon	102	LB	Tulsa.
5	Steve Clark	130	DE	Kansas State
6	Ron Wooten	157	OG	North Carolina
7	Ken Toler	185	WR	Mississippi
8a	Ken Naber	194	P	Stanford
8b	Lin Dawson	212	TE	North Carolina St.
9	(Pick to Detroit)			
10	(Pick to Cleveland)			
11	Brian Buckley	295	QB	Harvard
12	Cris Crissy	323	DB/KR	Princeton

### 1981 Draft Notes

- 3 Pick to Minnesota for RB Chuck Foreman

## 1981 (Cont.)

- 8a Pick from N.O. for OG Sam Adams  
9 Pick to Detroit for LB Ed O'Neill  
10 Pick to Cleveland for DE Ernest Pirce

## 1980

Rd	Player	Pk	Pos	College
1a	Roland James	14	DB	Tennessee.
1b	Vagas Ferguson	25	RB	Notre Dame
2	Larry McGrew	45	LB	USC
3	Steve McMichael	73	DT	Texas
4	(Pick to Los Angeles)			
5	Doug McDougald	124	DE	VPI
6a	(Pick to Cleveland)			
6b	Preston Brown	160	WR/KR	Vanderbilt
7	Tom Kearns	180	OG	Kentucky
8	Mike House	208	TE	Pacific
9	Barry Burget	235	LB	Oklahoma
10	Tom Daniel	266	OC	Georgia Tech
11	Mike Hubach	293	P	Kansas
12	Jimmy Jordan	320	QB	Florida State

### 1980 Draft Notes

- 1b Pick from Houston in OT Leon Gray deal  
4 Pick to Los Angeles in WR Harold Jackson deal  
6a Pick to Cleveland for DE Mike St. Clair  
6b From Houston in OT Leon Gray deal

## 1979

Rd	Player	Pk	Pos	College
1	Rick Sanford	25	DB	South Carolina
2	Bob Golic	52	LB	Notre Dame
3	(Pick to Los Angeles)			
4	Eddie Hare	106	P	Tulsa
5	John Zamberlin	135	LB	Pacific Lutheran
6	(Pick to Pittsburgh)			
7a	Judson Flint	177	DB	Memphis State
7b	(Pick forfeited)			
8	Randy Love	216	RB	Houston
9	John Spagnola	245	TE	Yale
10a	Martin Cox	270	WR	Vanderbilt
10b	Allan Clark	271	RB	Northern Arizona
11	(Pick to Washington)			
12	(Pick to Detroit)			

### 1979 Draft Notes

- 3 Pick to Los Angeles in WR Harold Jackson deal  
6 Pick to Pittsburgh for DE Dave Purefoy  
7a Pick from Washington  
10a Pick from Denver for OT Tom Neville  
12 Pick to Detroit for OT Bob McKay

## 1978

Rd	Player	Pk	Pos	College
1	Bob Cryder	18	G	Alabama
2	Matt Cavanaugh	50	QB	Pittsburgh
3	Carlos Pennywell	77	WR	Grambling
4	Dwight Wheeler	102	T	Tennessee St.
5	Bill Matthews	129	LB	South Dakota St.
6	Kern Coleman	156	LB	Mississippi
7	Mike Hawkins	188	LB	Texas A&I
8a	Terry Falcon	198	G	Montana
8b	Mosi Tatupu	215	RB	Southern Calif.
9	Tim Petersen	242	LB	Arizona State
10	Bryan Ferouson	269	QB	Miami
11	Charlie Williams	296	LB	Florida
12	John Gibney	328	C	Colgate

### 1978 Draft Notes

- 8a Pick from Buffalo through Philadelphia for DB John Sanders

## 1977

Rd	Player	Pk	Pos	College
1a	Raymond Clayborn	16	DB	Texas
1b	Stanley Morgan	25	WR	Tennessee
2a	Horace Ivory	44	RB	Oklahoma
2b	Don Hasselbeck	52	TE	Colorado
3	Sidney Brown	82	DB	Oklahoma
4	Gerald Skinner	109	T	Arkansas
5	(Pick to St. Louis)			
6	(Pick to Houston)			
7	Ken Smith	192	WR	Arkansas-Pine Bluff
8	Brad Benson	219	G	Penn State
9	Jerry Voegel	249	LB	Michigan
10a	John Rasmussen	276	T	Wisconsin
10b	Giles Alexander	279	DE	Tulsa
11	Ray Costick	303	LB	Mississippi State
12	Dave Preston	333	RB	Bowling Green

### 1977 Draft Notes

- 1a Pick from San Francisco for QB Jim Plunkett  
2a Pick from San Francisco for QB Jim Plunkett  
10b Pick from Oakland for RB Leon McQuay



# PATRIOTS ALL-TIME DRAFT

## 1976

Rd	Player	Pk	Pos	College
1a	Mike Haynes	5	DB	Arizona State
1b	Pete Brock	12	C	Colorado
1c	Tim Fox	21	DB	Ohio State
2	Ike Forte	35	RB	Arkansas
3	(Pick to Chicago)			
4	(Pick to Cleveland thru Philadelphia)			
5	(Pick to San Diego)			
6a	(Pick to New York Giants)			
6b	Greg Boyd	170	DE	San Diego State
7a	(Pick to Cincinnati)			
7b	Perry Brooks	202	DT	Southern
8a	(Pick to Philadelphia)			
8b	Stu Betts	235	RB	Northern Michigan
9	Doug Beaudoin	243	DB	Minnesota
10	Ricky Feacher	270	WR	Miss. Valley
11	Donnie Thomas	298	LB	Indiana
12	Nathaniel Bell	325	DT	Tulane
13	James Jones	352	DB	Central Michigan
14	David Quehl	382	WR	Holy Cross
15	Bernard Coleman	409	WR	Bethune-Cookman
16	Clifford Brown	436	DT	Tuskegee
17	Todd Anderson	468	C	Stanford

### 1976 Draft Notes

- 1b Pick from San Francisco for QB Jim Plunkett
- 1c Pick from Houston through San Francisco for QB Jim Plunkett
- 2 Pick to Chicago for DE Tony McGee
- 4 Pick to Cleveland thru Philadelphia for LB Steve Zabel
- 5 Pick to San Diego for CB Bob Howard
- 6a Pick to NY Giants for RB Leon McQuay
- 6b Pick from Detroit for C Jon Morris
- 7a Pick to Cincinnati for RB Doug Dressler
- 7b Pick from Houston for TE Bob Adams
- 8a Pick to Philadelphia for LB Steve Zabel
- 8b Pick from Minnesota for C Doug Cumerl

## 1975

Rd	Player	Pk	Pos	College
1	Russ Francis	16	TE	Oregon
2	Rod Shoate	41	LB	Oklahoma
3	Pete Cusick	66	DT	Ohio State
4a	Allen Carter	86	RB	So. California
4b	Steve Burks	91	WR	Arkansas State
5a	Steve Grogan	116	QB	Kansas State
5b	Steve Freeman	117	DB	Mississippi St.
6	(Pick to Detroit)			
7	(Lawrence Williams)	172	WR	Texas Tech
8	(Pick to Chicago)			
9	(Pick to Pittsburgh)			
10	(Pick to Pittsburgh)			
11	Rene Garnett	272	DB	Idaho State
12a	Matt Kendon	297	DT	Idaho State
12b	Conrad Holloway	306	DB	Tennessee
13	Joe Harvey	328	DE	Northern Michigan
14	Tom Gossom	353	WR	Auburn
15	Don Clayton	378	RB	Murray State
16	Kerry Marbury	403	RB	West Virginia
17	Myke Horton	428	T	UCLA

### 1975 Draft Notes

- 4a From San Diego through Cleveland
- 5a Pick from Philadelphia for RB John Tarver
- 6 Pick to Detroit for RB Leon Crosswhite
- 8 Pick to Chicago for DE Tony McGee
- 9 Pick to Pittsburgh for DE Craig Hanneman
- 10 Pick to Pittsburgh for LB George Webster
- 12b Pick from Washington

## 1974

Rd	Player	Pk	Pos	College
1	(Pick to San Francisco)			
2a	Steve Corbett	30	G	Boston College
2b	Steve Nelson	34	LB	North Dakota St.
3	(Pick to Chicago through Washington)			
4	(Pick to Cincinnati)			
5a	Andy Johnson	113	RB	Georgia
5b	Charlie Battle	124	LB-DE	Grambling
6a	(Pick to Baltimore)			
6b	Chuck Ramsey	141	P	Wake Forest
7	Maury Damkroger	178	LB	Nebraska
8	(Pick to Chicago)			
9	Ed McCartney	209	TE	NE Oklahoma
10	(Pick to Pittsburgh)			
11	Archie Gibson	268	RB	Utah State
12	Eddie Foster	295	T	Oklahoma
13	Phil Bennett	321	RB	Boston College
14	Cecil Bowens	346	RB	Kentucky
15	Sam Hunt	374	LB	Stephen F. Austin
16	Lucious Selmon	399	DT	Oklahoma
17	Gary Hudson	424	DB	Boston College

### 1974 Draft Notes

- 1 Pick to San Francisco for TE Bob Windsor
- 2a Pick from Chicago
- 3 Pick to Chicago through Washington for DE Donnel Smith and Washington's 1974 seventh-round choice
- 4 Pick to Cincinnati for LB Bill Peterson

## 1974 (Cont.)

- 5b Pick from Washington through New Orleans
- 6a Pick to Baltimore for DB Jack Mildren
- 6b Pick from Philadelphia for DE Dennis Wirgowski
- 7 Pick from Washington along with LB Brad Dusek for LB Brad Dusek and the Patriots 1974 third-round choice
- 9 Pick from Houston for LB Steve Kiner

## 1973

Rd	Player	Pk	Pos	College
1a	John Hannah	4	C	Alabama
1b	Sam Cunningham	11	RB	Southern Cal
1c	Darryl Stringley	19	WR	Purdue
2	(Pick to Cleveland thru N.Y. Giants)			
3a	Brad Dusek	56	DB	Texas A&M
3b	Charles Davis	73	RB	Alcorn A&M
4	Allen Gallaher	82	T	So. California
5	Doug Dumler	193	C	Nebraska
6	(Pick to New Orleans)	108		
7	(Pick to Miami)			
8	Isaac Brown	186	RB	W. Kentucky
9	David Callaway	212	T	Texas A&M
10	Dan Ruster	238	DB	Oklahoma
11	Horner May	264	TE	Texas A&M
12	Bruce Barris	280	P	UCLA
13	Alan Lowry	316	DB	Texas
14	Raymond Hamilton	342	LB	Oklahoma
15	Conde Pugh	368	DB	Norfolk State
16	Mike Kutter	394	DE	Concordia
17	Eddie McAshan	420	QB-DB	Georgia Tech

### 1973 Draft Notes

- 1b Pick from Los Angeles for DE Fred Dryer
- 1c Pick from Chicago for RB Carl Garrett
- 3b Pick from Dallas for WR Ron Sellers
- 6 Pick to New Orleans for LB Jim Flanigan
- 7 Pick to Miami for T Wayne Mass

## 1972

Rd	Player	Pk	Pos	College
1a	(Pick to Minnesota as compensation for Joe Kapp)			
1b	(Pick to N.Y. Giants)			
2a	(Pick to Dallas)			
2b	Tom Reynolds	49	WR	San Diego State
3a	(Pick to Dallas)			
3b	Jim White	73	DE	Colorado State U.
4	(Pick to Dallas)			
5a	(Pick to Baltimore)			
5b	Ron Bolton	124	DB	Norfolk State
6	(Pick to Atlanta thru N.Y. Giants)			
7a	Clark Hoss	165	TE	Oregon State
7b	John Tarver	166	RB	Colorado
8	Steve Beyrle	195	G	Kansas State
9	Mike Kelson	220	T	Arkansas
10	Mel Caraway	245	DB	N.E. Oklahoma
11	Rodney Cason	269	T	Angelo State
12	Steve Booras	296	DE	Mesa J.C.
13	Sam Elmore	325	DB	E. Michigan
14	Ed Rideout	350	WR	Boston College
15	Joel Kilmek	375	TE	Pittsburgh
16	Eric Dahl	400	DB	San Jose State
17	Junior Ah You	425	LB	Arizona State

### 1972 Draft Notes

- 1b Pick from Los Angeles for Phil Olsen sent to N.Y. Giants in trade for Fred Dryer
- 2a Pick to Dallas for DE Halvor Hagen and WR Harold Jackson
- 2b Pick from Kansas City for G Mo Moorman
- 3a Pick to Dallas for DE Halvor Hagen and WR Harold Jackson
- 3b Pick from Washington through L.A. Rams
- 4 Pick to Dallas for LB Steve Kiner
- 5b Pick from Oakland C Warren Koegel
- 6 Pick to Atlanta through Giants for WR Reggie Rucker
- 7b Pick from San Diego for RB Eddie Ray

## 1971

Rd	Player	Pk	Pos	College
1	Jim Plunkett	1	QB	Stanford
2	Julius Adams	27	DT	Texas Southern
3	(Pick to Buffalo through Oakland)			
4	(Pick to Denver)			
5	Tim Kelly	105	LB	Notre Dame
6	David Hardt	131	TE	Kentucky
7	(Pick to Oakland)			
8	(Pick to Buffalo)			
9	Josh Ashton	209	RB	Tulsa
10	Layne McDowell	235	T	Iowa
11	Dan Schneiss	261	TE	Nebraska
12	John Rodman	287	T	Northwestern
13	Lewis Swain	313	DB	Alabama A&M
14	Alfred Sykes	339	WR	Florida A&M
15	Nick McGarry	365	TE	Massachusetts
16	Jim Zikmund	391	DB	Kearney State
17	Ronald Leigh	417	DE	Elizabeth City St.

### 1971 Draft Notes

- 3 Pick to Buffalo through Oakland for DE Ike Lassiter

# PATRIOTS ALL-TIME DRAFT

## 1971 (Cont.)

- 4 Pick to Denver
- 7 Pick to Oakland for DE Ike Lassiter
- 8 Pick to Buffalo

## 1970

Rd	Player	Pk	Pos	College
1	Phil Olsen	4	DT	Utah State
2	Pick to Houston			
3	Mike Ballou	56	LB	UCLA
4	Eddie Ray	83	DB	LSU
5	Bob Olson	107	LB	Notre Dame
6	Pick to Buffalo			
7	Odell Lawson	160	RB	Langston, Okla
8	(Pick to New York Jets)			
9	Dennis Wirgowski	212	DE	Purdue
10	Henry Brown	239	K-WR	Missouri
11	Dennis Bramlett	261	T	Texas-El Paso
12	Greg Roero	291	DT	N. Mex. Highlands
13	Ronnie Shelley	316	DB	Troy State
14	Garvie Crow	343	RB/TE	Michigan
15	Kent Schoofield	368	WR	Florida A&M
16	Otis McDaniel	395	DE	Tuskegee
17	Joe Killingsworth	420	WR	Oklahoma

## 1970 Draft Notes

- 2 Pick to Houston for RB Sid Blanks, CB Larry Carwell, LB Ron Caveness and WR Charlie Frazier
- 5 Pick from Miami for LB Nick Buoniconti
- 6 Pick to Buffalo for S Tom Janik
- 8 Pick to N.Y. Jets

## 1969

Rd	Player	Pk	Pos	College
1	Ron Sellers	6	SE	Florida State
2	Mike Montler	32	G	Colorado
3	Carl Garrett	58	RB	N.M. Highlands
4	(Pick to Denver through Kansas City)			
5	Onree Jackson	110	QB	Alabama A&M
6	(Pick to Oakland)			
7	Rick Hackley	162	T	New Mexico State
8	Bob Gladieux	188	RB	Notre Dame
9a	Steve Alexakos	209	G-LB	San Jose St.
9b	Joe Walker	214	DE	Albany State
10	Dennis Devlin	240	DB	Wyoming
11	Barry Gallup	262	SE	Boston College
12	Richard Lee	292	DT	Grambling
13	Joe Leasey	318	LB	Alcorn A&M
14	John Cagle	344	LB	Clemson
15	Brant Conley	370	RB-P	Tulsa
16	Jim Vuono	396	LB	Adams State
17	George Muse	422	LB-DB	Grambling

## 1969 Draft Notes

- 4 Pick to Denver through Kansas City for RB Gene Thomas
- 6 Pick to Oakland for LB John Williamson
- 9a Pick from Buffalo for RB Bob Cappadonna

## 1968

Rd	Player	Pk	Pos	College
1	Dennis Byrd	5	DT	North Carolina State
2	Tom Funchess	32	T	Jackson State
3	Aaron Marsh	60	FL	Eastern Kentucky
4	R.C. Gamble	88	RB	South Carolina St.
5	Jim Smithberger	116	DB	Notre Dame
6	Pick to Cincinnati			
7	John Schneider	170	QB	Toledo
8	Daryl Johnson	197	DB	Morgan State
9	(Pick to Houston)			
10	John Outlaw	249	DB	Jackson State
11	Paul Feldhausen	278	T	Northland, Wis.
12	James Chelyunski	305	LB	Syracuse
13	Max Huber	332	T	Brigham Young
14	Henry McKay	358	E	Gulford
15	Art McMahon	385	DB	N. Carolina St.
16	Charles Fulton	413	RB	Tennessee
17	Ed Kooztz	440	LB	Catawba

## 1968 Draft Notes

- 6 Pick to Cincinnati
- 9 Pick to Houston for QB Don Trull

## 1967

Rd	Player	Pk	Pos	College
1	John Charles	21	DB	Purdue
2	(Pick to Kansas City)			
3	(Pick to New York Jets)			
4	Ed Philpott	101	DE	Miami (Ohio)
5	Melvin Witt	128	DE	Arlington State
6	Ron Medlen	154	DE	SMU
7	Robert Leo	180	HB	Harvard
8	Tom Fussell	206	DT	LSU
9	Charlie Thornhill	232	DB	Michigan St.
10	John Runnels	257	LB	Penn State
11	Leroy Mitchell	283	FL	Texas Southern
12	Dave Davis	310	T	Harvard
13	Ray Igg	336	LB	Colgate
14	Bobby Beard	361	LB	Auburn
15	Tom Foliard	388	LB	Mississippi State

## 1967 (Cont.)

- 16 Dik Nocera
- 17 Bobby Nichols

## 1967 Draft Notes

- 2 Pick to Kansas City
- 3 Pick to New York Jets for WR Jim Colcough

## 1966

Rd	Player	Pk	College
1a	Karl Singer	T	Purdue
1b	Willie Townes	T	Tulsa
2a	Jim Boudreaux	T	La. Tech
2b	Ken Avery	LB	Miss. Southern
3a	Harold Lucas	T	Mich. State
3b	Ed Toner	G	U. Massachusetts
4a	(Pick to New York)		
4b	Heath Wingate	T	Bowling Green
5a	John Mangum	T	Miss. Southern
5b	Ray Perkins	E	Alabama
6a	Dan Irby	G	Louisiana Tech
6b	Joe Avezzano	T	Florida State
7a	Jim Battles	T	Southern U
7b	Brent Caston	DB	Mississippi
8a	Sam Montgomery	DB	Southern
8b	Tom Schaefer	RB	Chattanooga
9a	Doug Satcher	LB	Southern
9b	Jack White	QB	Penn State
10	Dennis Brewster	T	BYU
10b	Bob Ellis	HB	Massachusetts
11	(Pick to New York)		
11b	Jay Marion	DB	Wyoming
12	Dick Fugere	LB	Cincinnati
13	Tom Carr	FB	Bates St.
14	Bob Hall	DB	Brown
15	Billy Laird	QB	La. Tech
16	Buddy Owens	G	Michigan State
17	Dick Capp	DE	Boston College
18	John Pincavage	E-DB	Virginia
19	Joe Novogratz	G	Pittsburgh
20	Paul Soule	HB	Bowdoin

## 1965

Rd	Player	Pos	College
1a	Jerry Rush	T	Michigan State
1b	Dave McCormick	T	LSU
2a	(Pick to Houston)		
2b	Bob Kowlowski	T	Virginia
3a	Jim Whalen	E	Boston College
3b	Bob Cappadonna	FB	Northeastern
4a	Ellis Johnson	HB	S.E. Louisiana
4b	Dick Arrington	G	Notre Dame
5a	Corwyn Aldredge	E	N.W. Louisiana
5b	Dennis Smith	DE	Cincinnati
6a	Justin Canale	G	Mississippi State
6b	Billy Ezell	DB	LSU
7a	Tom Neville	T	Mississippi State
7b	John Hankinson	QB	Minnesota
8a	Fred Brown	E	Miami
8b	Beau Colle	DB	LSU
9a	Bob Malone	T	Louisiana Tech
9b	Charles Brown	T	Tulsa
10	(Pick to Buffalo)		
10b	Dave Hettema	T	New Mexico
11a	John Frechette	T	Boston College
11b	Roy Schmidt	G	Long Beach State
12a	Jim Weatherly	DB	Mississippi
12b	Leon Stanridge	E	San Diego State
13	Charlie Green	QB	Wittenberg
14	Jay Cunningham	HB	Bowling Green
15	Ted Rodosevitch	G	Cincinnati
16	George Pyne	T	Olivet
17a	White Graves	DB	LSU
17b	Dave Lee	E	Louisiana Tech
18	Ed Meixler	LB	Boston University
19	Jim Nance	FB	Syracuse
20	Fred Fugazzi	FB	Missouri Valley

## 1965 Draft Notes

- 2a Pick to Houston for C Bob Schmidt
- 10 Pick to Buffalo for DE Mack Yoho

## 1964

Rd	Player	Pos	College
1	Jack Concannon	QB	Boston College
2	Jim Kelly	E	Notre Dame
3	(Pick to Denver)		
4	Jon Morris	E	Holy Cross
5	(Pick to San Diego)		
6	Jim Mazurek	G	Syracuse
7	T.W. Alley	T	William & Mary
8a	J.D. Garrett	HB	Grambling
8b	Roger Ladonia	T	Muskingum
9	Lennie St. Jean	E	N. Michigan
10	(Pick to Buffalo)		
11	Jim Barrett	HB	Boston College
12	(Pick to Kansas City)		
13	Joe Scarpati	DB	N. Carolina State

# PATRIOTS ALL-TIME DRAFT

## 1964 (Cont.)

14	Jim Wilson	T	Georgia
15	Tony Gibbons	T	John Carroll
16	Pete Pedro	HB	West Texas State
17	Gary Wood	QB-HB	Cornell
18	Joe Tiller	T	Montana State
19	Bill Dawson	E	Florida State
20	Lonnie Farmer	LB	Chattanooga
21	Tony Lawrence	T	Bowling Green
22	Dave Archer	T	Syracuse
23	Dave Humenick	T	Notre Dame
24	Larry Bartolameci	T	West Virginia
25	Bryan Generalovich	E	Pittsburgh
26	Dick Niglio	HB	Yale

## 1964 Draft Notes

- 3 Pick to Denver
- 5 Pick to San Diego for DT Billy Hudson
- 10 Pick to Buffalo
- 12 Pick to Kansas City

## 1963

Rd	Player	Pos	College
1	Art Graham	E	Boston College
2	LeeRoy Jordan	C	Alabama
3	Bob Vogel	T	Ohio State
4	Bob Reynolds	T	Bowling Green
5	Lou Cioci	G	Boston College
6	Sam Silas	T	Southern Illinois
7	Dick Williamson	E	Alabama
8	Rod Foster	T	Ohio State
9	Jim Simon	E	Miami
10	Don McKinnon	C	Dartmouth
11a	Dave Hayes	FB	Penn State
11b	Dave Watson	G	Georgia Tech
12a	Bill Gambrell	HB	South Carolina
12b	Tim Gauntner	HB	John Carroll
13a	Dave Adams	T	Arkansas
13b	Ralph Ferrissi	FB	So. Connecticut
14	Whaley Hall	T	Mississippi
15	Bob Dentel	C	Miami
16	Wes Bryant	T	Arkansas
17	Tom Neumann	HB	Michigan
18	Dave O'Brien	T	Boston College
19	Pat McCarthy	QB	Holy Cross
20	Jim Bradshaw	HB	Chattanooga
21	Gary Sherman	HB	Bowling Green
22	Nate Craddock	FB	Parsons
23	Al Snyder	HB	Holy Cross
24	Dick Schultz	T	Ohio
25	Dennis Gaubatz	G	Louisiana State U
26	Jim Tullis	HB	Florida A&M
27	Dave Adams	T	Arkansas
28	Ron Whaley	HB	Chattanooga
29	Dock Kelly	G	Georgia

## 1963 Draft Notes

- 11a Pick from Houston
- 12a Pick from Buffalo

## 1962

Rd	Player	Pos	College
1	Gary Collins	E	Maryland
2	LeRoy Jackson	HB	W. Illinois
3	Sherwyn Thorson	G	Iowa
4	(Pick to Houston)		
5	(Pick to Dallas)		
6	John Schopf	T	Michigan
8	Benny McRae	HB	Michigan
9	Bill Triplett	FB	Miami, Ohio
10	John Knight	HB	Valparaiso
11	(Pick to Buffalo)		
12	(Pick to Oakland)		
13	Nick Buoniconti	G	Notre Dame
14	Chas. Sieminski	T	Penn State
15	Gerry Goerlitz	N	Michigan
16	Ken Byers	G	Cincinnati
17	Scott Maentz	E	Michigan
18	Tom Chandler	T	Florida A&M
19	Ron Myers	E	Villanova
20	Tom Neck	HB	LSU
11	John Traynham	HB	VMI
22	Bob Asack	T	Columbia
23	Walt Crate	HB	Penn Military
24	Don Christman	C	Richmond
25	Bob Stern	C	Richmond
26	Jim Field	QB	SU
27	Al Gursky	HB	Penn State
28	Charles Dickerson	T	Illinois
29	Julius Fincke	T	McNeese State
30	John L. Finn	T	Louisville
31	Mike Ingram	G	Ohio State
32	Charles Taylor	HB	Mississippi
33	Steve Jastrzembski	E	Pittsburgh
34	Ray Lardani	T	Miami (Fla.)

## 1962 Draft Notes

- 4 Pick to Houston for G Houston Antwine

## 1961

Rd	Player	Pos	College
1	Tommy Mason	HB	Tulane
2	Rip Hawkins	C	North Carolina
3	Danny LaRose	E	Missouri
4	Mike Zeno	G	Virginia Tech
5	Fran Tarkenton	QB	Georgia
6	Larry Eisenhauer	T	Boston College
7	Paul Terhes	QB	Bucknell
8	Charles Long	G	Chattanooga
9	Roland Lakes	C	Wichita
10	Richard Mueller	E	Kentucky
11	Mel West	T	Missouri
12	Wayne Harris	C	Arkansas
13	Dan Underwood	T	McNeese State
14	James Wright	QB	Memphis State
15	(Pick to Dallas)		
16	George Balthazar	T	Tennessee A&I
17	Ray Ratkowski	HB	Notre Dame
18	Tom Rodgers	HB	Kentucky
19	Joe Bellino	HB	Navy
20	Dan Oakes	G	VPI
22	Bob Johnson	E	Michigan
23	Darrel DeDecker	C	Illinois
24	Don Webb	HB	Iowa State
25	Robert Minihane	T	Boston University
26	Charles Granger	T	Southern U. (La.)
27	Terry Huxhold	T	Wisconsin
28	Bryant Harvard	QB	Auburn
29	Ernie McMillan	T	Illinois
30	George Hulz	T	Mississippi Southern

## 1960

### FIRST SELECTIONS:

Buddy Allen	HB	Utah State
Ron Burton	HB	Northwestern
Dale Chamberlain	FB	Miami, O.
Henry Christopher	E	SMU
Dan Colchico	T	San Jose State
Jack Cummings	QB	North Carolina St.
James Davis	T	Oklahoma
Sarafrine Fazio	C	Pittsburgh
Max Fugler	C	LSU
Jim Gardner	T	Duke
James Goodyear	T-G	Wake Forest
Dave Harris	HB	Kansas
Al Henderson	T	Colorado State
James Hickman	T-G	Penn State
Robert Krantz	FB	Penn State
Joe Kulbacki	HB	Purdue
Dee Mackey	E	E. Texas St.
Leon Manley	G	W. Texas St.
Cliff Manning	T-G	Hardin-Simmons
Pete Manning	E	Wake Forest
Edward Mazurek	T	Xavier
Bell Meglen	G	Utah State
Frank Mestnik	FB	Marquette
Ron Mix	T	USC
Irvin Nikolai	E	Stanford
Jim Prestel	T	Idaho
Bob Salerno	G	Colorado
Gerhardt Schwedes	HB	Syracuse
Richard Soergel	QB	Oklahoma St.
Larry Wagner	T	Vanderbilt
Harvey White	QB	Clemson
Tirey Wileman	HB	SMU
Gary Wisener	E	Baylor

### SECOND SELECTIONS:

1. Dave Ames	HB	Richmond
2. James Boeke	T/G	Heidelberg
3. Billy Brewer	QB	Ole Miss.
4. Emanuel Congedo	T/G	Villanova
5. Pat Dye	T/G	Georgia
6. John Farrington	WR	Prairie View
7. Rich Grecni	C	Ohio U.
8. Bud Jones	WR	SMU
9. Don Kacmarek	T/G	North Dakota
10. John Lawrence	T/G	North Carolina St.
11. Ron Maltony	T/G	Purdue
12. Bobby Pate	RB	Presbyterian
13. Jack Rudolph	LB	Georgia Tech
14. Frank Sully	T/G	California
15. Bob Spada	E	Duke
16. Pete Tunney	HB	Occidental
17. Jim Webster	HB	Marquette
18. John Wilcox	T/G	Oregon

# PATRIOTS TRADES 2000-13

**Note:** For the Patriots' All-Time Trades (1960-Present), please visit <http://www.patriots.com/history>

## 2000

- 4/16 The Patriots acquired San Francisco's 2001 sixth round pick for the Patriots' 2000 seventh-round pick (212 overall) which was acquired from Philadelphia.
- 8/7 The Patriots acquired Dane Looker from the St. Louis Rams for a sixth round draft choice in 2002.

## 2001

- 4/21 The Patriots acquired Pittsburgh's 2001 second-round (50 overall) and fourth-round (112 overall) picks for the Patriots 2001 second-round (39 overall - LB Kendrell Bell) pick.
- 4/21 The Patriots acquired Detroit's 2001 second-round (48 overall pick for a 2001 second-round (50 overall, from Pittsburgh) pick and sixth-round (173 overall, from San Francisco) pick.
- 4/21 The Patriots acquired Minnesota's 2001 third-round (86 overall) pick and fourth-round (119 overall) pick for the Patriots third-round (69 overall) pick.
- 4/22 The Patriots acquired San Diego's 2001 fourth-round (96 overall - OL Kenyatta Jones) pick for the Patriots fourth-round (112 overall) and fifth-round (139 overall) picks.
- 4/22 The Patriots acquired Detroit's 2001 sixth-round (180 overall) and seventh-round (216 overall) pick for the Patriots 2001 fifth-round (149 overall, from NY Jets) pick.
- 4/22 The Patriots acquired Jacksonville's 2002 fifth round pick for the Patriots 2001 sixth-round (170th overall) pick.

## 2002

- 3/8 The Patriots received Green Bay's fourth round draft pick (117th overall) in the 2002 draft and a conditional pick in the 2003 draft (fourth round - 128th overall) for WR Terry Glenn.
- 4/20 The Patriots acquired the Washington Redskins first round pick (21st overall) of the 2002 draft in exchange for their 2002 first round pick (32nd overall), third-round (96th overall) and seventh-round (234th overall).
- 4/21 The Patriots acquired the Buffalo Bills 2003 first-round choice (14th overall) in exchange for QB Drew Bledsoe.
- 4/21 The Patriots acquired the Denver Broncos fourth-round pick (117th overall) in exchange for their 2002 fourth-round (131st overall) and fifth-round (144th overall) choices.
- 4/21 The Patriots obtained the Dallas Cowboys seventh round selection (237th overall), along with 2003 fifth-round choice, in exchange for the Patriots 2002 fifth round pick (168th overall).
- 6/27 The Patriots received an undisclosed future draft choice from St. Louis for LB Kole Ayl.
- 8/19 The Patriots traded veteran offensive tackle Grant Williams to the St. Louis Rams in exchange for a seventh-round (225th overall) draft choice.

## 2003

- 3/6 The Patriots traded tackle Greg Randall to the Houston Texans in exchange for a fifth-round (154th overall) draft choice in the 2003 draft.
- 3/6 The Patriots traded a third (81st overall) and fifth-round (140th overall) selection in the 2003 draft to the Washington Redskins in exchange for a third round selection (75th overall) in 2003 and a

## 2003 (Cont.)

fourth-round selection in 2004.

- 4/14 The Patriots traded safety Tebucky Jones to the New Orleans Saints for a third-round pick (78th overall) and seventh-round pick (239th overall) in the 2003 draft, as well as a fourth-round pick in the 2004 draft (113th overall).
- 4/25 The Patriots traded a third-round pick in 2003 (78th overall) to the Miami Dolphins for their second-round pick in the 2004 draft.
- 4/26 The Patriots traded a first round pick in 2003 (14th overall) and a 2003 six round pick (193rd overall) to Chicago for their first round pick (13th overall).
- 4/26 The Patriots traded a first round pick in 2003 (19th overall) to Baltimore for a 2003 second-round pick (41st overall) and their 2004 first round pick (21st overall).
- 4/26 The Patriots traded a second-round pick (41st overall) and a third-round pick (75th overall) to the Houston Texans for a second-round pick (36th overall) and a fourth-round pick (117th overall).
- 4/26 The Patriots traded a second-round pick (50th overall) and a fourth-round pick (120th overall) to the Carolina Panthers for a second-round pick (45th overall).
- 4/27 The Patriots traded a fourth-round pick in 2003 (128th overall) and a fifth round pick in 2003 (157th overall) to the Denver Broncos for a fourth-round pick in 2003 (120th overall).
- 4/27 The Patriots traded a fifth round pick in 2003 (154th overall) and a seventh-round pick in 2003 (225th overall) to the Tennessee Titans for a fifth round pick in 2003 (164th overall), a sixth round pick in 2003 (201st overall) and a seventh-round pick in 2003 (243rd overall).
- 8/19 The Patriots acquired NT Ted Washington from the Chicago Bears in exchange for a 2004 fourth-round pick (104th overall).
- 8/26 The Patriots acquired G Jamil Soriano from the Chicago Bears for a conditional draft pick.

## 2004

- 4/19 The Patriots acquired RB Corey Dillon from the Cincinnati Bengals for a 2004 second round draft pick (56th overall).
- 8/17 The Patriots traded LB Quinn Dorsey to the Chicago Bears for a conditional draft pick.

## 2005

- 3/4 The Patriots acquired CB Duane Starks from the Arizona Cardinals along with a fifth round pick in the 2005 draft (145th overall) in exchange for a third-round pick (95th overall) and a fifth round pick (168th overall).
- 4/23 The Patriots traded a second-round choice in the 2005 draft (64th overall) to the Baltimore Ravens in exchange for a third round selection in 2005 (84th overall), a sixth-round choice in 2005 (195th overall) and Baltimore's third-round pick in the 2006 draft (75th overall).
- 4/24 The Patriots traded a fifth round pick in the 2005 draft (145th overall) and a sixth-round choice in the 2005 draft (206th overall) to the Detroit Lions in exchange for Detroit's fourth-round pick in the 2006 draft (106th overall).
- 4/24 The Patriots traded a sixth round pick in the 2005

# PATRIOTS TRADES 2000-13

## 2005 (Cont'd)

- draft (195th overall) and a seventh-round pick in the 2005 draft (246th overall) to the Green Bay Packers in exchange for a sixth round selection in the 2005 draft (175th overall).
- 4/24 The Patriots traded a sixth-round choice in the 2005 draft (175th overall) to the Oakland Raiders in exchange for a seventh-round pick in the 2005 draft (230th overall) and a fifth round selection in the 2006 draft (136th overall).
- 8/22 The Patriots acquired WR Andre' Davis from the Cleveland Browns in exchange for a 2006 fifth-round draft choice (152nd overall).

## 2006

- 4/29 The Patriots traded a second-round pick in the 2006 draft (52 overall) and a third-round pick in the 2006 draft (75 overall) to the Green Bay Packers in exchange for a second-round pick in the 2006 draft (36 overall).
- 6/6 The Patriots acquired DT Johnathan Sullivan from the New Orleans Saints in exchange for WR Bethel Johnson.
- 8/8 The Patriots traded OL Ross Tucker to the Cleveland Browns in exchange for a conditional draft choice.
- 8/21 The Patriots traded T Brandon Gorin to the Arizona Cardinals in exchange for a sixth-round selection in the 2007 NFL Draft (180 overall).
- 9/1 The Patriots traded RB Patrick Cobbs to the Pittsburgh Steelers in exchange for a conditional draft choice.
- 9/2 The Patriots acquired WR Doug Gabriel from the Oakland Raiders in exchange for a fifth-round selection in the 2007 NFL Draft (165 overall).
- 9/11 The Patriots traded WR Deion Branch to the Seattle Seahawks in exchange for a first-round selection in the 2007 NFL Draft (24 overall).

## 2007

- 3/5 The Patriots acquired WR Wes Welker from the Miami Dolphins in exchange for a second-round selection in the 2007 NFL Draft (60th overall) and a seventh-round selection in the 2007 NFL Draft (238th overall).
- 4/28 The Patriots traded a first-round selection in the 2007 NFL Draft (28 overall) to the San Francisco 49ers in exchange for a first-round selection in the 2008 NFL Draft and a fourth-round selection in the 2007 NFL Draft (110 overall - Later traded for WR Randy Moss).
- 4/28 The Patriots traded a third-round selection in the 2007 NFL Draft (91 overall) to the Oakland Raiders in exchange for a third-round selection in the 2008 NFL Draft and a seventh-round selection in the 2007 NFL Draft (211 overall).
- 4/29 The Patriots acquired WR Randy Moss from the Oakland Raiders in exchange for a fourth-round selection in the 2007 NFL Draft (110 overall).
- 8/7 The Patriots acquired CB Dante Wesley from the Chicago Bears in exchange for a conditional draft choice.

## 2008

- 4/26 The Patriots acquired a 2008 first-round selection (10 overall) and a 2008 third-round selection (78 overall) from the New Orleans Saints in exchange

## 2008 (Cont.)

- for a 2008 first-round selection (7 overall) and a 2008 fifth-round selection (164 overall).
- 4/27 The Patriots acquired a 2009 second-round selection and a 2008 fifth-round selection (160 overall) from the San Diego Chargers in exchange for a 2008 third-round selection (69 overall).
- 4/27 The Patriots acquired a 2008 fifth-round selection (153 overall) from the Tampa Bay Buccaneers in exchange for a 2008 fifth-round selection (160 overall) and a 2008 seventh-round selection (238 overall).

## 2009

- 2/28 The Patriots acquired a 2009 second-round selection (No. 34 overall - S Patrick Chung) from the Kansas City Chiefs in exchange for quarterback Matt Cassel and linebacker Mike Vrabel.
- 3/5 The Patriots acquired wide receiver Greg Lewis and an undisclosed selection in the 2010 NFL Draft from Philadelphia in exchange for a 2009 fifth-round selection (No. 159 overall - T Fenuki Tupou).
- 4/25 The Patriots acquired a 2009 first-round selection (No. 26 overall - LB Clay Matthews) and a 2009 fifth-round selection (No. 162 overall - T Jamon Meredith) from the Baltimore Ravens in exchange for a 2009 first-round selection (No. 23 overall - T Michael Oher).
- 4/25 The Patriots acquired a 2009 second-round selection (No. 41 overall - DB Darius Butler), a 2009 third-round selection (No. 73 overall - RB Derek Cox) and a 2009 third-round selection (No. 83 overall - WR Brandon Tate) from the Green Bay Packers in exchange for a 2009 first-round selection (No. 26 overall - LB Clay Matthews) and a 2009 fifth-round selection (No. 162 overall - T Jamon Meredith).
- 4/25 The Patriots acquired a 2009 second-round selection (No. 40 overall - DL Ron Brace) from the Oakland Raiders in exchange for a 2009 second-round selection (No. 47 overall - S Michael Mitchell), a 2009 fourth-round selection (No. 124 overall - WR Louis Murphy) and a 2009 sixth-round selection (No. 199 overall - DE Stryker Sulak).
- 4/26 The Patriots acquired a 2009 seventh-round selection (No. 232 overall) and a 2010 second-round selection from the Jacksonville Jaguars in exchange for a 2009 third-round selection (No. 73 overall - RB Derek Cox).
- 4/26 The Patriots acquired a 2010 second-round selection from the Tennessee Titans in exchange for a 2009 third-round selection (No. 89 overall - TE Jared Cook).
- 4/26 The Patriots acquired a 2009 fifth-round selection (No. 137 overall - LB Jason Phillips) and a 2009 fifth-round selection (No. 141 overall - WR Kenny McKinley) from the Philadelphia Eagles in exchange for CB Ellis Hobbs.
- 4/26 The Patriots acquired a 2009 fourth-round selection (No. 123 overall - OL Rich Ohrnberger) and a 2009 sixth-round selection (No. 198 overall - LS Jake Ingram) from the Baltimore Ravens in exchange for a 2009 fifth-round selection (No. 137 overall - LB Jason Phillips) and a 2009 fifth-round selection (No. 141 overall - WR Kenny McKinley).
- 4/30 The Patriots acquired TE Alex Smith from the



# PATRIOTS TRADES 2000-13

## 2009 (Cont.)

- Tampa Bay Buccaneers in exchange for a 2010 fifth-round draft selection.
- 8/6 The Patriots acquired LB Derrick Burgess from the Oakland Raiders in exchange for a 2010 third-round draft selection and a 2010 fifth-round selection.
- 8/17 The Patriots acquired a 2010 fifth-round selection from the Denver Broncos in exchange for DL Le Kevin Smith and a 2010 seventh-round selection.
- 8/25 The Patriots acquired a seventh-round pick in 2010 from the Denver Broncos in exchange for OL Russ Hochstein.
- 9/5 The Patriots acquired a 2011 sixth-round draft selection from the New Orleans Saints in exchange for TE David Thomas.
- 9/5 The Patriots acquired TE Michael Matthews from the New York Giants for a conditional draft selection.
- 9/6 The Patriots acquired a 2011 first-round draft selection from the Oakland Raiders in exchange for DE Richard Seymour.
- 9/22 The Patriots acquired LB Prescott Burgess from the Baltimore Ravens in exchange for a conditional draft selection.

## 2010

- 4/23 The Patriots acquired Denver's 2010 first-round pick (24th overall) and their 2010 fourth-round pick (113th overall) during a 2010 draft day trade in exchange for the Patriots' 2010 first-round pick (22nd overall).
- 4/23 The Patriots acquired Dallas' 2010 first-round pick (27th overall) and their 2010 third-round pick (90th overall) during a 2010 draft day trade in exchange for the Patriots' 2010 first-round pick (24th overall) and a 2010 fourth-round pick (119th overall).
- 4/24 The Patriots acquired Oakland's 2010 second-round pick (42nd overall) during a 2010 draft day trade in exchange for a 2010 second-round pick (44th overall) and the Patriots' assigned 2010 sixth-round pick (190th overall).
- 4/24 The Patriots acquired Arizona's 2010 second-round pick (58th overall) and 2010 third-round pick (89th overall) during a 2010 draft day trade in exchange for a 2010 second-round pick (47th overall). The Patriots had acquired the 47th overall in a draft day trade in exchange for a 2009 third-round selection (Jared Cook).
- 4/24 The Patriots acquired Carolina's 2011 second-round pick during a 2010 draft day trade in exchange for the Patriots third-round pick (89th pick overall).
- 4/24 The Patriots acquired Houston's 2010 second-round pick (62nd overall) and 2010 fifth-round pick (150th overall) during a draft day trade in exchange for the Patriots 2010 second-round pick (58th overall).
- 4/24 The Patriots acquired Washington's 2010 seventh-round pick (208th overall) during a 2010 draft day trade in exchange for two Patriots 2010 seventh-round picks (229th overall) and (231st overall).
- 8/23 The Patriots acquired OL Quinn Ojinnaka from the Atlanta Falcons for a 2011 seventh-round draft choice.
- 9/5 The Patriots acquired S Jarrad Page from the Kansas City Chiefs for a 2012 seventh-round pick.
- 9/5 The Patriots acquired LB Tracy White and a 2012 seventh-round pick from the Philadelphia Eagles for a 2012 sixth-round pick.
- 9/14 The Patriots traded RB Laurence Maroney and a 2011 sixth-round draft choice to the Denver Broncos

## 2010 (Cont.)

- for a fourth-round pick in 2011.
- 10/6 The Patriots traded WR Randy Moss and a seventh round draft pick in 2012 to the Minnesota Vikings for a 2011 third-round pick (74th overall).
- 10/12 The Patriots acquired WR Deion Branch in a trade with the Seattle Seahawks in exchange for 2011 fourth-round pick (99th overall).

## 2011

- 4/28 The Patriots acquired New Orleans' 2012 first-round pick and their 2011 second-round pick (56th overall) during a 2011 draft day trade in exchange for the Patriots' 2011 first-round pick (28th overall).
- 4/29 The Patriots acquired Houston's 2011 third-round pick (73rd overall) and 2011 fifth-round pick (138th overall) in exchange for the Patriots' 2011 second-round pick (60th overall).
- 4/29 The Patriots acquired Oakland's 2012 second-round pick and 2011 seventh-round pick (219th overall) in exchange for the Patriots' 2011 third-round pick (92nd overall) and 2011 fourth-round pick (125th overall).
- 4/30 The Patriots acquired Philadelphia's 2011 sixth-round pick (194th overall) in exchange for the Patriots' 2011 sixth-round pick (193rd overall).
- 7/29 The Patriots acquired DL Albert Haynesworth in a trade with the Washington Redskins in exchange for a 2013 fifth-round pick.
- 7/29 The New England Patriots acquired WR Chad Ochocinco in a trade with the Cincinnati Bengals in exchange for a 2012 fifth-round pick (166th overall) and a 2013 sixth-round pick.

## 2012

- 4/26 The Patriots acquired Cincinnati's 2012 first-round pick (21st overall) during a 2012 draft day trade in exchange for the Patriots' 2012 first-round pick (27th overall) and a 2012 third-round pick (93rd overall).
- 4/26 The Patriots acquired Denver's 2012 first-round pick (25th overall) during a 2012 draft day trade in exchange for the Patriots' 2012 first-round pick (31st overall) and a 2012 fourth-round pick (126th overall).
- 4/27 The Patriots acquired Green Bay's 2012 third round pick (90th overall) and Green Bay's 2012 fifth round pick (163rd overall) in exchange for the Patriots' 2012 second round pick (62nd overall).
- 4/28 The Patriots acquired Green Bay's 2012 sixth-round pick (197th overall) and Green Bay's two 2012 seventh-round picks (224th overall) and (235th overall) in exchange for the Patriots fifth-round pick (163rd overall). The fifth-round pick was originally obtained in a trade with Green Bay earlier in the 2012 draft.
- 9/1 The Patriots acquired WR Greg Salas from St. Louis in a trade on September 1, 2012 in exchange for a 2015 seventh-round draft choice.
- 11/1 The Patriots acquired CB Aqib Talib and a 2013 seventh-round pick from Tampa Bay in a trade on November 1, 2012 in exchange for a 2013 fourth-round draft choice (126th overall).

## 2013

- 4/25 The Patriots acquired Minnesota's 2013 second-round pick (52nd overall), third-round pick (83rd overall), fourth-round pick (102nd overall) and seventh-round pick (229th overall) during a draft day trade in exchange for the Patriots' 2013 first-round pick (29th overall).
- 4/27 The Patriots acquired RB LeGarrette Blount in a draft day trade with Tampa Bay in exchange for RB Jeff Demps and a 2013 seventh-round pick (229th overall).



# BEYOND LOGISTICS

The world's leading companies rely on ModusLink for global supply chain management. We integrate seamlessly with clients' existing manufacturing and business systems to increase efficiency and reduce costs. Learn how we go beyond logistics to improve operations and drive growth.

---

**Material Planning and Factory Supply, Value-Added  
Warehousing and Distribution**

---

**Returns, Repair, Recovery**

---

**E-Commerce, Contact Centers, Entitlement Management,  
Financial Management Systems**

---

  
**ModusLink**  
GLOBAL SOLUTIONS

NEW ENGLAND PATRIOTS

North America • Europe • Asia & The Pacific

website [www.moduslink.com](http://www.moduslink.com)

blog [www.valueunlocked.com](http://www.valueunlocked.com)

contact [info@moduslink.com](mailto:info@moduslink.com)

**2013**

[WWW.PATRIOTS.COM](http://WWW.PATRIOTS.COM)

HISTORY

271



# RESULTS



# PATRIOTS IN THE PRESEASON

## ALL-TIME PRESEASON RESULTS

<b>1960</b>	<b>4-1</b>				<b>ATTEND.</b>
7/30	W	28-7	at	Buffalo	16,000
8/5	W	43-6		Denver	4,706
8/14	L	14-24		Dallas Texans	11,000
8/21	W	21-0		Buffalo	7,500
8/28	W	28-14	#	Oakland	4,000

\*-at Providence \$-at Worcester #-at Amherst

<b>1961</b>	<b>3-1</b>				
8/10	W	14-3		N.Y. Titans	15,387
8/19	L	14-17	*	N.Y. Titans	73,916
8/25	W	28-10		Buffalo	4,762
9/1	W	15-12	at	Buffalo	9,022

\*-at Philadelphia \$-at Providence

<b>1962</b>	<b>2-3</b>				
8/11	L	20-21	*	Oakland	9,000
8/15	W	12-7	at	Buffalo	22,112
8/18	L	10-20		Houston Oilers	31,000
8/25	W	17-10	#	N.Y. Titans	11,118
9/1	L	6-7	Buffalo		8,783

\*-at Providence \$-at New Orleans #-at Lowell, Mass.

<b>1963</b>	<b>0-5</b>				
8/4	L	17-24	at	Oakland	9,721
8/10	L	17-50	at	San Diego	16,427
8/14	L	20-21	*	Houston Oilers	9,387
8/24	L	14-24	at	Buffalo	17,697
9/1	L	20-22	\$	N.Y. Jets	12,500

\*-at Lowell, Mass. \$-at New Brunswick, N.J.

<b>1964</b>	<b>0-5</b>				
8/9	L	7-38		Houston Oilers	20,087
8/18	L	7-23	*	N.Y. Jets	6,390
8/22	L	20-21	\$	N.Y. Jets	11,500
8/28	L	14-24	at	Buffalo	12,566
9/5	L	17-27	at	Denver	20,568

\*-at Lowell, Mass. \$-at New Brunswick, N.J.

<b>1965</b>	<b>0-5</b>				
8/8	L	0-23		Buffalo	23,674
8/13	L	16-26	*	N.Y. Jets	8,000
8/21	L	6-27	at	Houston Oilers	30,142
8/28	L	0-17	\$	N.Y. Jets	9,217
9/4	L	7-34	at	Kansas City	15,157

\*-at Allentown, Pa. \$-at Norfolk, Va.

<b>1966</b>	<b>1-3</b>				
8/7	L	13-19		Buffalo	23,291
8/20	W	21-10	*	Oakland	36,038
8/27	L	13-31	at	San Diego	11,894
9/1	L	3-41	\$	N.Y. Jets	2,000

\*-at Anaheim, Calif. \$-at Mobile, Ala.

<b>1967</b>	<b>1-3</b>				
8/4	L	13-55	*	N.Y. Jets	16,000
8/13	L	3-33		Baltimore Colts	29,313
8/20	W	13-10	\$	Buffalo	15,300
8/26	L	7-13		Washington	15,523

\*-at Bridgeport, Conn. \$-at Rochester, N.Y.

<b>1968</b>	<b>1-3</b>				
8/10	L	0-19	at	New Orleans	54,400
8/17	L	3-25	*	N.Y. Jets	14,000
8/23	W	19-17	\$	Miami	15,003
9/2	L	20-22		Philadelphia	31,404

\*-at Richmond, Va. \$-at Jacksonville, Fla.

<b>1969</b>	<b>2-3</b>				
8/10	W	21-13	*	Cincinnati	16,900
8/17	L	16-34		Atlanta	24,084
8/25	L	9-22	\$	Detroit	8,212
8/31	W	26-10	#	Denver	18,375
9/6	L	0-13	%	Miami	18,000

\*-at Bowling Green, Ohio \$-at Montreal #-at Jacksonville, Fla. %-at Birmingham, Ala.

<b>1970</b>	<b>0-4</b>				
8/16	L	21-45		Washington	25,584
8/29	L	0-26	*	New Orleans	32,000
9/4	L	3-31	\$	Pittsburgh	22,000
9/11	L	14-16	#	Denver	17,832

\*-at Jackson, Miss. \$-at Shreveport, La #-at Salt Lake City, Utah

<b>1971</b>	<b>1-5</b>				
8/8	L	10-27	at	Minnesota	31,813
8/15	W	20-14		N.Y. Giants	60,423
8/22	L	14-28	at	Buffalo	31,610
8/29	L	21-31		L.A. Rams	53,271
9/5	L	35-45		Atlanta	48,631
9/10	L	9-38	*	N.Y. Jets	28,082

\*-at Memphis, Tenn.

<b>1972</b>	<b>2-4</b>				
8/5	L	24-31	at	Oakland	53,661
8/12	L	20-29	at	Philadelphia	30,000
8/20	W	27-17		Chicago	50,892
8/27	L	10-31		N.Y. Giants	51,470
9/2	L	24-49	at	Denver	37,128
9/10	W	34-30		Detroit	47,684

<b>1973</b>	<b>1-5-1</b>				
7/28	L	7-20	*	San Francisco	19,685
8/5	T	17-17		Oakland	43,914
8/12	L	7-13		N.Y. Giants	49,209
8/18	L	10-27	at	Atlanta	56,239
8/25	W	31-6	at	New Orleans	64,131
9/2	L	14-35		Washington	50,369
9/7	L	21-34	at	Detroit	50,104

\*-at Canton, Ohio

<b>1974</b>	<b>4-2</b>				
8/2	W	21-16	at	Washington	16,405
8/11	L	6-21		N.Y. Giants	17,992

## PRESEASON SERIES RECORDS

TEAM	GP	W	L	T	PCT.	PF	PA
Ariz./Phx/St. L. Cardinals	3	2	1	0	.667	51	65
Atlanta Falcons	12	6	6	0	.500	287	282
Baltimore Ravens	1	0	1	0	.000	15	16
Buffalo Bills	13	6	7	0	.462	191	201
Carolina Panthers	6	4	2	0	.667	136	82
Chicago Bears	2	2	0	0	1.000	65	40
Cincinnati Bengals	6	2	4	0	.333	84	104
Cleveland Browns	3	1	2	0	.333	57	52
Dallas Cowboys	5	4	1	0	.800	123	74
Denver Broncos	8	3	5	0	.375	193	176
Detroit Lions	8	2	6	0	.250	122	242
Green Bay Packers	13	7	6	0	.538	238	201
Houston Texans	0	0	0	0	.000	0	0
Indianapolis/Balt. Colts	2	0	2	0	.000	17	67
Jacksonville Jaguars	2	1	1	0	.500	47	43
K.C. Chiefs/Dallas Texans	6	3	3	0	.500	132	112
Miami Dolphins	2	1	1	0	.500	19	30
Minnesota Vikings	5	3	2	0	.600	105	96
New Orleans Saints	10	6	4	0	.600	201	193
N.Y. Giants	23	9	14	0	.391	396	423
N.Y. Jets/Titans	12	2	10	0	.167	129	298
Oakland/L.A. Raiders	12	5	6	1	.434	269	246
Philadelphia Eagles	21	11	10	0	.524	438	369
Pittsburgh Steelers	5	1	4	0	.200	66	122
San Diego Chargers	7	2	5	0	.286	118	178
San Francisco 49ers	4	1	3	0	.250	55	51
Seattle Seahawks	2	1	1	0	.500	40	42
St. Louis/L.A. Rams	9	4	5	0	.444	191	178
Tampa Bay Buccaneers	11	3	8	0	.273	190	301
Tenn. Titans/Houston Oilers	6	0	6	0	.000	81	160
Washington Redskins	20	13	7	0	.650	475	391
<b>TOTALS</b>	<b>239</b>	<b>105</b>	<b>133</b>	<b>1</b>	<b>.441</b>	<b>4,530</b>	<b>4,846</b>

## PRESEASON BREAKDOWN

HOME.....	53-51-1	1960s.....	14-32-0
ROAD.....	41-63-0	1970s.....	25-28-1
NEUTRAL.....	11-18-0	1980s.....	18-23-0
AFC/AFL.....	28-57-1	1990s.....	17-24-0
NFC/NFL.....	77-75-0	2000s.....	23-18-0
JULY.....	2-2-0	2010s.....	8-8-0
AUGUST.....	93-110-1	OPENERS.....	1-32-0
SEPTEMBER.....	10-21-0		22-31-1
		INTERNATIONAL.....	1-3-0

8/18	W	7-3		New Orleans	20,546
8/24	W	23-14	at	San Diego	18,903
8/31	L	21-27	*	Denver	18,000
9/8	W	27-17		Philadelphia	35,412

\*-at Spokane, Wash.

<b>1975</b>	<b>3-2</b>				
8/10	L	14-28		N.Y. Giants	40,726
8/17	W	36-10		Minnesota	40,218
8/22	L	10-24	at	Philadelphia	40,156
8/30	W	20-17	*	Green Bay	51,769
9/7	W	31-24		San Diego	39,502

\*-at Milwaukee, Wisc.

<b>1976</b>	<b>3-3</b>				
8/1	W	13-7		N.Y. Giants	30,032
8/6	L	17-26	*	San Diego	23,800
8/15	L	14-16		Green Bay	30,552
8/21	W	28-17	at	Atlanta	30,619
8/30	L	27-30	at	Cleveland	36,016
9/5	W	27-7		Philadelphia	32,254

\*-at Norman, Okla.

<b>1977</b>	<b>5-1</b>				
8/6	W	19-3	at	N.Y. Giants	44,471
8/13	W	38-3	*	Green Bay	53,244
8/22	L	10-21	at	Philadelphia	28,025
8/28	W	13-10		Pittsburgh	43,779
9/4	W	45-7		Washington	41,053
9/11	W	29-10		Atlanta	41,346

\*-at Milwaukee, Wisc.

<b>1978</b>	<b>4-0</b>				
8/5	W	14-7	at	L.A. Rams	60,134
8/12	W	21-7	at	Oakland	53,335
8/20	W	24-7		Kansas City	39,043
8/27	W	21-10		Cleveland	42,696

<b>1979</b>	<b>2-2</b>				
8/4	W	37-14	at	Atlanta	59,725
8/12	L	3-15		L.A. Rams	44,955
8/19	W	35-14		Oakland	45,518
8/24	L	17-20	at	Denver	75,103

RESULTS



# PATRIOTS IN THE PRESEASON

**1980 1-3**  
 8/11 W 35-31 at L.A. Rams 66,656  
 8/16 L 29-31 at Oakland 41,649  
 8/24 L 17-23 Philadelphia 45,207  
 8/29 L 23-30 at Seattle 64,759

**1981 4-0**  
 8/10 W 34-21 at L.A. Rams 69,006  
 8/15 W 17-16 at Tampa Bay 66,553  
 8/22 W 23-21 Oakland 43,032  
 8/30 W 19-10 Washington 44,078

**1982 1-3**  
 8/14 L 20-24 \* Pittsburgh 93,251  
 8/20 L 7-14 at Philadelphia 56,431  
 8/28 L 21-36 at Dallas 50,118  
 9/4 W 41-27 Green Bay 39,888

\*-at Knoxville, Tenn.

**1983 0-4**  
 8/6 L 16-27 \* Pittsburgh 42,816  
 8/14 L 15-17 at San Francisco 50,043  
 8/20 L 7-13 at L.A. Rams 40,190  
 8/26 L 21-41 at Tampa Bay 52,108

\*-at Knoxville, Tenn.

**1984 2-2**  
 8/3 L 20-48 N.Y. Giants 34,751  
 8/11 L 13-23 Buffalo 19,578  
 8/17 W 31-27 at Washington 35,932  
 8/24 W 36-7 Kansas City 22,721

**1985 1-3**  
 8/10 L 20-32 New Orleans 27,014  
 8/17 W 31-13 at Kansas City 35,162  
 8/23 L 36-37 at Washington 50,536  
 8/31 L 13-14 at L.A. Rams 39,911

**1986 4-1**  
 8/2 W 21-16 \* St. Louis Cardinals 22,739  
 8/10 W 18-7 Washington 37,335  
 8/16 W 38-34 at New Orleans 54,364  
 8/22 L 10-24 at L.A. Raiders 44,352  
 8/30 W 16-9 Green Bay 50,642

\*-at Canton, Ohio

**1987 2-2**  
 8/16 L 17-19 N.Y. Giants 50,014  
 8/23 L 13-19 Philadelphia 38,734  
 8/29 W 38-27 at Minnesota 49,339  
 9/4 W 14-13 \* Atlanta 52,508

\*-at Jacksonville, Fla.

**1988 1-3**  
 8/6 L 30-34 Atlanta 32,949  
 8/13 L 14-27 \* Houston Oilers 48,113  
 8/20 W 24-21 at Philadelphia 41,502  
 8/26 L 21-27 Cincinnati 30,941

\*-at Memphis, Tenn.

**1989 2-2**  
 8/12 L 17-20 N.Y. Giants 32,398  
 8/19 W 17-12 \* Seattle 48,746  
 8/26 W 23-7 at Atlanta 21,118  
 9/1 L 0-16 Green Bay 26,549

\*-at St. Louis

**1990 0-4**  
 8/9 L 14-30 \* Pittsburgh 26,869  
 8/18 L 10-44 Tampa Bay 51,066  
 8/24 L 10-13 Cincinnati 23,768  
 8/31 L 14-45 Atlanta 24,106

\*-at Montreal 5-at Jacksonville, Fla.

**1991 1-3**  
 8/3 L 7-28 at Green Bay 52,852  
 8/10 L 6-27 Washington 16,757  
 8/17 L 0-46 at Phoenix Cardinals 51,070  
 8/24 W 24-6 N.Y. Giants 21,147

**1992 1-3**  
 8/8 L 14-34 at Indianapolis 42,786  
 8/14 L 10-20 San Diego 18,626  
 8/22 L 9-42 at Detroit 53,682  
 8/29 W 34-10 at Green Bay 47,152

**1993 1-3**  
 8/7 L 7-13 at San Diego 46,286  
 8/14 L 9-12 \* Cleveland 33,021  
 8/20 W 21-17 Green Bay 24,909  
 8/27 L 20-27 Kansas City 46,501

\*-at Toronto

**1994 3-1**  
 8/5 W 24-6 New Orleans 37,800  
 8/13 W 28-10 at L.A. Rams 24,847  
 8/18 W 27-17 Washington 45,384  
 8/26 L 20-24 at Green Bay 57,722

**1995 1-3**  
 8/4 L 17-30 Detroit 52,634  
 8/12 W 21-14 Minnesota 56,241  
 8/17 L 7-31 at Philadelphia 53,072  
 8/25 L 24-32 at Oakland 51,709

**1996 3-1**  
 8/2 L 7-24 at Green Bay 57,918  
 8/12 W 31-7 at Dallas 57,874

8/18 W 37-10 Philadelphia 55,606  
 8/23 W 27-19 Washington 48,242

**1997 3-1**  
 7/31 W 3-7 at Green Bay 60,778  
 8/8 W 16-10 Dallas 60,292  
 8/17 W 31-21 Denver 55,354  
 8/21 W 28-14 at Philadelphia 40,000

**1998 3-2**  
 8/2 L 13-14 at San Francisco 46,374  
 8/9 L 0-28 Minnesota 54,111  
 8/17 W 21-3 \* Dallas 106,424  
 8/22 W 20-17 at Washington 63,781  
 8/29 W 24-7 Philadelphia 59,001

\*-at Mexico City

**1999 1-3**  
 8/13 L 14-20 Washington 53,440  
 8/21 W 34-14 Dallas 50,816  
 8/28 L 14-45 at Tampa Bay 64,092  
 9/2 L 20-23 Carolina 52,976

**2000 3-2**  
 7/31 W 20-0 \* San Francisco 22,840  
 8/4 W 13-10 at Detroit 48,929  
 8/11 L 20-30 at Washington 67,511  
 8/20 L 21-31 Tampa Bay 60,292  
 8/24 W 29-21 Carolina 60,292

\*-at Canton, Ohio

**2001 3-1**  
 8/10 W 14-0 N.Y. Giants 60,292  
 8/18 W 23-8 at Carolina 71,597  
 8/25 L 3-20 Tampa Bay 65,444  
 8/30 W 33-13 Washington 60,292

**2002 3-1**  
 8/10 L 19-22 at N.Y. Giants 76,359  
 8/17 W 16-15 Philadelphia 68,436  
 8/23 W 23-3 Carolina 68,436  
 8/29 W 28-14 at Washington 70,118

**2003 4-0**  
 8/7 W 26-6 N.Y. Giants 68,436  
 8/16 W 20-13 at Washington 68,980  
 8/22 W 24-12 at Philadelphia 66,279  
 8/27 W 38-23 Chicago 68,436

**2004 1-3**  
 8/13 W 24-6 Philadelphia 68,756  
 8/21 L 3-31 Cincinnati 50,287  
 8/28 L 17-20 at Carolina 72,829  
 9/2 L 0-31 Jacksonville 68,756

**2005 2-2**  
 8/12 W 23-13 at Cincinnati 55,544  
 8/18 L 27-37 New Orleans 68,756  
 8/26 W 27-3 Green Bay 69,501  
 9/1 L 3-27 N.Y. Giants 68,756

**2006 2-2**  
 8/11 L 23-26 at Atlanta 69,283  
 8/19 W 30-3 Arizona 68,756  
 8/26 W 41-0 Washington 68,756  
 8/31 L 23-31 at N.Y. Giants 76,428

**2007 2-2**  
 8/10 L 10-13 at Tampa Bay 65,130  
 8/17 L 24-27 Tennessee 68,756  
 8/24 W 24-7 at Carolina 72,882  
 8/30 W 27-20 N.Y. Giants 68,756

**2008 0-4**  
 8/7 L 15-16 Baltimore 68,756  
 8/17 L 10-27 at Tampa Bay 63,365  
 8/22 L 17-27 Philadelphia 68,756  
 8/28 L 14-19 at N.Y. Giants 76,798

**2009 3-1**  
 8/13 W 27-25 at Philadelphia 69,144  
 8/20 L 6-7 Cincinnati 68,756  
 8/28 W 38-24 at Washington 69,384  
 9/3 W 27-27 N.Y. Giants 68,756

**2010 2-2**  
 8/12 W 27-24 New Orleans 68,756  
 8/19 W 28-10 at Atlanta 66,783  
 8/26 L 35-36 St. Louis 68,756  
 9/2 L 17-20 at N.Y. Giants 72,146

**2011 2-2**  
 8/11 W 47-12 Jacksonville 68,756  
 8/18 W 31-14 at Tampa Bay 49,313  
 8/27 L 10-34 Detroit 58,665  
 9/1 L 17-18 at N.Y. Giants 68,756

**2012 1-3**  
 8/9 W 7-6 New Orleans 68,756  
 8/20 L 17-27 Philadelphia 68,756  
 8/24 L 28-30 at Tampa Bay 47,440  
 8/29 L 3-6 at N.Y. Giants 75,530

**2013 3-1**  
 8/9 W 31-22 at Philadelphia 69,144  
 8/16 W 25-21 Tampa Bay 68,756  
 8/22 L 9-40 at Detroit 60,921  
 8/29 W 28-20 N.Y. Giants 68,756



# ALL-TIME SERIES STANDINGS

## ALL-TIME RECORD VS. OPPONENTS

TEAM	OVERALL RECORD (REG. SEASON AND PLAYOFFS)					FIRST		LAST		PLAYOFFS	
	GP	W	L	T	PCT	PF	PA	MEETING	MEETING	GP	W
Ariz./Phx./St. L. Cardinals	13	6	7	0	.462	256	242	1970	2012	-	-
Atlanta Falcons	13	7	6	0	.538	249	300	1972	2013	-	-
Baltimore Ravens	11	8	3	0	.727	288	228	1996	2013	3	1
Buffalo Bills	108	66	42	1	.618	2,378	1,985	1960	2013	1	1
Carolina Panthers	6	3	3	0	.500	144	116	1995	2013	1	0
Chicago Bears	12	8	4	0	.666	247	196	1973	2010	1	0
Cincinnati Bengals	23	14	9	0	.609	446	484	1968	2013	-	-
Cleveland Browns	23	10	13	0	.435	392	435	1971	2013	1	0
Dallas Cowboys	11	4	7	0	.363	216	234	1971	2011	-	-
Denver Broncos	48	20	28	0	.417	1,031	1,108	1960	2013	3	1
Detroit Lions	10	6	4	0	.600	205	214	1971	2010	-	-
Green Bay Packers	10	5	5	0	.500	200	250	1973	2010	1	0
Houston Texans	6	5	1	0	.833	177	134	2003	2013	1	1
Indianapolis/Balt. Colts	76	48	29	0	.623	1,880	1,459	1970	2013	4	3
Jacksonville Jaguars	10	9	1	0	.900	252	156	1996	2012	4	3
K.C. Chiefs/Dallas Texans	32	13	16	3	.453	653	755	1960	2011	-	-
Miami Dolphins	97	46	51	0	.474	2,047	2,088	1966	2013	3	2
Minnesota Vikings	11	7	4	0	.636	230	237	1970	2010	-	-
New Orleans Saints	13	9	4	0	.692	300	279	1972	2013	-	-
N.Y. Giants	11	5	6	0	.454	193	205	1970	2011	2	0
N.Y. Jets/Titans	110	56	53	1	.514	2,506	2,318	1960	2013	3	2
Oakland/L.A. Raiders	33	17	15	1	.530	748	808	1960	2011	3	2
Philadelphia Eagles	12	6	6	0	.500	265	269	1973	2011	1	1
Pittsburgh Steelers	27	12	15	0	.444	591	597	1972	2013	4	3
San Diego/L.A. Chargers	39	22	15	2	.590	915	804	1960	2011	3	2
San Francisco 49ers	12	4	8	0	.333	232	305	1971	2012	-	-
Seattle Seahawks	16	8	8	0	.500	321	295	1977	2012	-	-
St. Louis/L.A. Rams	12	7	5	0	.583	268	222	1974	2012	1	1
Tampa Bay Buccaneers	8	6	2	0	.750	182	93	1976	2013	-	-
Tenn. Titans/Houston Oilers	40	23	16	1	.586	991	807	1960	2012	2	1
Washington Redskins	9	3	6	0	.333	205	195	1972	2011	-	-
<b>Totals</b>	<b>863</b>	<b>463</b>	<b>391</b>	<b>9</b>	<b>.542</b>	<b>19,021</b>	<b>17,816</b>	<b>1960</b>	<b>2013</b>	<b>43</b>	<b>25</b>

2013 Opponents in **BOLD**

## PATRIOTS IN PRIME TIME

The Patriots have played in 98 prime-time games (beginning after 7:00 p.m. ET) and have compiled a 54-44 record in those games.

### MONDAY NIGHT (22-23)

ESPN (10-2)

Date	W/L	Score	Opponent
10/30/06	W	31-7	at Minnesota
10/01/07	W	34-13	at Cincinnati
12/03/07	W	27-24	at Baltimore
10/20/08	W	41-7	Buffalo
09/14/09	W	25-24	at Buffalo
11/30/09	L	17-38	at New Orleans
10/04/10	W	41-14	at Miami
12/06/10	W	45-3	N.Y. Jets
09/12/11	W	39-24	at Miami
11/21/11	W	34-24	Kansas City
12/10/12	W	42-14	Houston
11/18/13	L	20-24	at Carolina

ABC (12-21)

Date	W/L	Score	Opponent
11/06/72	L	17-24	at Baltimore
10/21/75	L	7-20	at Miami
10/18/76	W	41-7	N.Y. Jets
09/26/77	L	27-30	at Cleveland
09/18/78	L	27-34	Baltimore
12/19/78	L	8-23	at Miami
09/03/79	L	13-16	Pittsburgh
10/01/79	L	14-27	at Green Bay
09/29/80	W	23-14	Denver
11/10/80	L	34-38	at Houston
12/08/80	L	16-21	at Miami
09/21/81	L	35-21	at Miami
12/16/85	L	23-30	at Miami
12/22/86	W	34-27	at Miami
09/21/87	L	24-43	at N.Y. Jets
12/28/87	W	24-10	at Miami
10/23/95	W	27-14	Buffalo
10/06/97	L	13-34	at Denver
10/27/97	L	10-28	Green Bay
12/22/97	W	14-12	at Miami
09/07/98	L	21-27	at Denver
10/19/98	L	14-24	N.Y. Jets
11/23/98	W	26-23	at Miami
11/15/99	W	17-19	N.Y. Jets
09/11/00	L	19-24	N.Y. Jets
12/04/00	W	30-24	Kansas City
09/09/02	W	30-14	Pittsburgh
12/16/02	L	7-24	at Tennessee
11/03/03	W	30-26	at Denver
11/22/04	W	27-19	at Kansas City
12/20/04	L	28-29	at Miami
11/07/05	L	21-40	Indianapolis
12/26/05	W	31-21	at N.Y. Jets

### SUNDAY NIGHT (20-16)

NBC (8-7)

Date	W/L	Score	Opponent
09/24/06	L	7-17	Denver
11/07/06	L	20-27	Indianapolis
09/16/07	W	38-14	San Diego
11/18/07	W	56-10	at Buffalo
11/25/07	W	31-28	Philadelphia
10/12/08	L	10-30	at San Diego
11/02/08	L	15-18	at Indianapolis
11/15/09	L	34-35	at Indianapolis
11/14/10	W	39-26	at Pittsburgh
12/19/10	W	31-27	at N.Y. Jets
11/13/11	W	37-16	at Baltimore
09/23/12	L	30-31	at Baltimore
12/16/12	L	34-41	San Francisco
09/29/13	W	30-23	at Atlanta
11/24/13	W (ot)	34-31	Denver

ESPN (9-6)

Date	W/L	Score	Opponent
11/08/87	L	10-17	at N.Y. Giants
11/20/88	W	6-3	at Miami
12/10/89	L	10-31	at Miami
11/10/91	L	20-30	at Miami
12/27/94	W	12-10	at Indianapolis
12/01/96	W	45-7	at San Diego
09/13/98	W	29-6	Indianapolis
12/05/99	W	16-14	N.Y. Giants
12/05/99	W	13-6	Dallas
11/18/01	L	17-24	St. Louis
11/17/02	L	20-27	at Oakland
12/22/02	L	17-30	N.Y. Jets
11/16/03	W	12-0	Dallas
11/14/04	W	29-6	Buffalo
10/30/05	W	21-16	Buffalo

TNT (2-3)

Date	W/L	Score	Opponent
10/04/92	L	21-30	at N.Y. Jets
09/26/93	L	7-45	at N.Y. Jets
10/08/95	L	3-37	Denver
10/27/96	W	26-25	Buffalo
11/4/97	W (ot)	27-24	N.Y. Jets

ABC (1-0)

Date	W/L	Score	Opponent
09/24/78	W	21-14	at Oakland

### THURSDAY NIGHT (5-3)

NBC (1-0)

Date	W/L	Score	Opponent
11/22/12	W	49-19	at N.Y. Jets

**ABC (3-1)**

Date	W/L	Score	Opponent
11/29/79	L	24-39	at Miami
09/11/86	W	20-6	at N.Y. Jets
09/09/04	W	27-24	Indianapolis
09/08/05	W	30-20	Oakland

**NFL NETWORK (1-1)**

Date	W/L	Score	Opponent
11/13/08	L (ot)	31-34	N.Y. Jets
09/13/08	W	13-10	N.Y. Jets

TNT (0-1)

Date	W/L	Score	Opponent
10/18/90	L	10-17	at Miami

### SATURDAY NIGHT (2-1)

ESPN (1-1)

Date	W/L	Score	Opponent
12/23/95	L	7-10	at Indianapolis
12/20/03	W	21-16	at N.Y. Jets

NFL NETWORK (1-0)

Date	W/L	Score	Opponent
12/29/07	W	38-35	at N.Y. Giants

### PRIME-TIME PLAYOFF GAMES

All six games played on Saturdays

CBS (5-1)

Date	W/L	Score	Opponent
01/19/02	W (ot)	16-13	Oakland
01/10/04	W	17-14	Tennessee
01/14/06	L	13-27	at Denver
01/12/08	W	31-20	Jacksonville
01/14/12	W	45-10	Denver
01/11/14	W	43-22	Indianapolis

ABC (1-0)

Date	W/L	Score	Opponent
01/07/06	W	28-3	Jacksonville

# SERIES RESULTS

(includes playoff games)

## ARIZONA CARDINALS

### Cardinals 7, Patriots 6

11/08/70	L	0-31	A
11/02/75	L	17-24	A
09/10/78	W	16-6	A
11/29/81	L	20-27	H
12/02/84	L	10-33	H
11/25/90	L	14-34	A
09/29/91	L	10-24	A
10/10/93	W	23-21	A
09/15/96	W	31-0	H
10/31/99	W	27-3	A
09/19/04	W	23-12	A
12/21/08	W	47-7	H
09/16/12	L	18-20	H

Note: Franchise located in St. Louis from 1960-87, Named Phoenix Cardinals from 1988-94

## ATLANTA FALCONS

### Patriots 7, Falcons 6

09/24/72	F	21-20	H
12/04/77	W	16-10	A
09/14/80	L	21-37	H
10/30/83	L	13-24	A
11/02/86	W	25-17	H
11/05/89	L	15-16	A
11/29/92	L	0-34	A
10/01/95	L	17-30	A
11/08/98	L	10-41	H
11/04/01	W	24-10	A
10/09/05	W	31-28	A
09/27/09	W	26-10	H
09/29/13	W	30-23	A

## BALTIMORE RAVENS

### Patriots 8, Ravens 3

10/06/96	W	46-38	A
01/02/00	W	20-3	H
11/28/04	W	24-3	H
12/03/07	W	27-24	A
10/04/09	W	27-21	H
01/10/10*	L	14-33	H
10/17/10	W	23-20	OT H
01/22/12*	W	23-20	H
09/23/12	L	30-31	A
01/20/13*	L	13-28	H
12/22/13	W	41-7	A

\* = Playoffs

## BUFFALO BILLS

### Patriots 65, Bills 41 (1 Tie)

09/23/60	L	0-13	H
12/04/60	L	14-38	A
09/23/61	W	23-21	A
10/22/61	W	52-21	H
11/03/62	T	28-28	A
11/23/62	W	21-10	H
10/26/63	L	21-28	A
12/01/63	W	17-7	H
12/28/63*	W	26-8	A
11/15/64	W	36-28	A
12/20/64	L	14-24	H
09/11/65	L	7-24	A
11/07/65	L	7-23	H
10/08/66	W	20-10	A
12/04/66	W	14-3	H
09/24/67	W	23-0	A
12/09/67	L	16-44	H
09/08/68	W	16-7	A
10/20/68	W	23-6	H
10/11/69	L	16-23	A
11/23/69	W	35-21	H
11/01/70	L	10-45	H
11/29/70	W	14-10	A
11/14/71	W	38-33	H
11/28/71	L	20-27	A
10/08/72	L	14-38	A
11/19/72	L	24-27	H
09/16/73	L	13-31	A
12/09/73	L	13-37	A
10/20/74	L	28-30	A
11/03/74	L	28-29	H
11/23/75	L	31-45	A

12/14/75	L	14-34	H
10/24/76	W	26-22	A
11/07/76	W	20-10	H
11/06/77	L	14-24	H
11/20/77	W	20-7	A
11/05/78	W	14-10	A
12/10/78	W	26-24	H
11/04/79	W	26-6	A
11/25/79	L	13-16	OT H
10/26/80	L	13-31	A
12/14/80	W	24-2	H
11/22/81	L	17-20	A
12/13/81	L	10-19	H
01/02/83	W	30-19	H
10/23/83	W	31-0	A
11/06/83	W	21-7	H
09/02/84	W	21-17	A
11/11/84	W	38-10	H
09/22/85	W	17-14	A
10/13/85	W	14-3	H
10/26/86	W	23-3	A
11/23/86	W	22-19	H
10/11/87	W	14-7	H
12/20/87	W	13-7	A
09/18/88	L	14-16	H
10/23/88	L	20-23	A
10/01/89	L	10-31	A
11/19/89	W	33-24	H
10/28/90	L	10-27	H
11/18/90	L	0-14	A
11/03/91	L	17-22	A
11/24/91	W	16-13	H
09/27/92	L	7-41	H
11/01/92	L	7-16	A
09/05/93	L	14-38	A
11/07/93	L	10-13	OT H
09/11/94	L	35-38	H
12/18/94	W	41-17	A
10/23/95	W	27-14	H
11/26/95	W	35-25	A
09/08/96	L	10-17	A
10/27/96	W	28-25	H
10/12/97	W	33-6	H
11/09/97	W	31-10	A
11/15/98	L	10-13	A
11/29/98	W	25-21	H
11/28/99	L	7-17	A
12/26/99	L	10-13	OT H
11/05/00	L	13-16	OT H
12/17/00	W	13-10	OT A
11/11/01	W	21-11	H
12/16/01	W	12-9	OT A
11/03/02	W	38-7	A
12/08/02	W	27-17	H
09/07/03	L	0-31	A
12/27/03	W	31-0	H
10/03/04	W	31-17	H
11/14/04	W	29-6	H
10/30/05	W	21-16	H
12/11/05	W	35-7	A
09/10/06	W	19-17	H
10/22/06	W	28-6	A
09/23/07	W	38-7	H
11/18/07	W	56-10	A
11/09/08	W	20-10	H
12/28/08	W	13-0	A
09/14/09	W	25-24	H
12/20/09	W	17-10	A
09/26/10	W	38-30	H
12/26/10	W	34-3	A
09/25/11	L	31-34	A
01/01/12	W	49-21	H
09/30/12	W	52-28	A
11/11/12	W	37-31	H
09/08/13	W	23-21	A
12/29/13	W	34-20	H

\* = Playoffs

## CAROLINA PANTHERS

### Patriots 3, Panthers 2

10/29/95	L	17-20	OT H
01/06/02	W	38-6	A
02/01/04*	W	32-29	N

09/18/05	L	17-27	A
12/13/09	W	20-10	H
11/18/13	L	20-24	A

\* = Super Bowl XXXVIII

## CHICAGO BEARS

### Patriots 8, Bears 4

10/21/73	W	13-10	A
10/14/79	W	27-7	A
12/05/82	L	13-26	A
09/15/85	L	7-20	A
01/26/86*	L	10-46	N
10/30/88	W	30-7	H
12/24/94	W	13-3	A
09/21/97	W	31-3	H
12/10/00	L	17-24	A
11/10/02	W	33-30	A
11/26/06	W	17-13	H
12/12/10	W	36-7	A

Note: The game on Nov. 10, 2002 was played in Champaign, Ill.

\* = Super Bowl XXX

## CINCINNATI BENGALS

### Patriots 14, Bengals 8

12/01/68	W	33-14	H
11/16/69	W	25-14	A
12/20/70	L	7-45	A
09/17/72	L	7-31	H
10/12/75	L	10-27	A
10/15/78	W	10-3	A
09/16/79	W	20-14	A
10/14/84	W	20-14	H
12/22/85	W	34-23	H
12/07/86	L	7-31	H
10/16/88	W	27-21	H
09/23/90	L	7-41	A
12/22/91	L	7-29	A
12/20/92	L	10-20	A
12/12/93	W	7-2	H
09/18/94	W	31-28	A
11/19/00	W	16-13	H
09/09/01	L	17-23	A
12/12/04	W	35-28	H
10/01/06	W	38-13	A
10/01/07	W	34-13	A
09/12/10	W	38-24	H
10/06/13	L	6-13	A

## CLEVELAND BROWNS

### Browns 13, Patriots 10

11/21/71	L	7-27	A
11/10/74	L	14-21	H
09/26/77	L	27-30	OT A
09/07/80	W	34-17	H
11/21/82	L	7-10	A
11/20/83	L	0-30	H
10/07/84	W	17-16	A
10/06/85	L	20-24	A
10/04/87	L	10-20	H
09/08/91	L	0-20	H
10/25/92	L	17-19	H
12/19/93	W	20-17	A
11/06/94	L	6-13	A
01/01/95*	L	13-20	A
09/03/95	W	17-14	H
10/03/99	W	19-7	A
11/12/00	L	11-19	A
12/09/01	W	27-16	H
10/26/03	W	9-3	H
12/05/04	W	42-15	A
10/07/07	W	34-17	H
11/07/10	L	14-34	A
12/08/13	W	27-26	H

\* = Playoffs

## DALLAS COWBOYS

### Cowboys 7, Patriots 4

10/24/71	L	21-44	A
11/16/75	L	31-34	H
12/03/78	L	10-17	A
09/21/81	L	21-35	H
11/22/84	L	17-20	A

# SERIES RESULTS

11/15/87	L	17-23	OT	H
12/15/96	L	6-12		A
12/05/99	W	13-6		H
11/16/03	W	12-0		H
10/14/07	W	48-27		A
10/16/11	W	20-16		H

## DENVER BRONCOS

### Broncos 28, Patriots 20

09/09/60	L	10-13		H
10/23/60	L	24-31		A
09/16/61	W	45-17		H
12/03/61	W	28-24		A
09/21/62	W	41-16		H
11/11/62	W	33-29		A
09/29/63	L	10-14		A
10/18/63	W	40-21		H
10/04/64	W	39-10		H
11/20/64	W	12-7		H
09/24/65	L	10-27		H
12/12/65	W	28-20		A
09/18/66	W	24-10		A
11/06/66	L	10-17		H
09/03/67	L	21-26		A
09/29/68	W	20-17		A
11/03/68	L	14-35		H
09/14/69	L	7-35		A
12/17/72	L	21-45		A
11/28/76	W	38-14		H
11/11/79	L	10-45		A
09/29/80	W	23-14		H
11/04/84	L	19-26		A
09/28/86	L	20-27		A
01/04/87*	L	17-22		A
12/06/87	L	20-31		A
12/17/88	L	10-21		A
10/27/91	L	6-9		H
12/01/91	L	3-20		A
10/08/95	L	3-37		H
11/17/96	L	8-34		H
10/06/97	L	13-34		A
09/07/98	L	21-27		A
10/24/99	W	24-23		H
10/01/00	W	28-19		A
10/28/01	L	20-31		A
10/27/02	L	16-24		H
11/03/03	W	30-26		A
10/16/05	L	20-28		A
01/14/06*	L	13-27		A
09/24/06	L	7-17		H
10/20/08	W	41-7		H
10/11/09	L	17-20	OT	A
12/18/11	W	41-23		A
01/14/12*	W	45-10		H
10/07/12	W	31-21		H
11/24/13	W	34-31	OT	H
01/19/14*	L	16-26		A

\* = Playoffs

## DETROIT LIONS

### Patriots 6, Lions 4

09/26/71	L	7-34		H
10/10/76	L	10-30		A
10/07/79	W	24-17		H
12/08/85	W	23-6		H
09/12/93	L	16-19	OT	H
09/25/94	W	23-17		A
11/23/00	L	9-34		A
11/28/02	W	20-12		A
12/03/06	W	28-21		H
11/25/10	W	45-24		A

## GREEN BAY PACKERS

### Patriots 5, Packers 5

11/18/73	W	33-24		H
10/01/79	L	14-27		A
09/08/85	W	26-20		H
10/09/88	L	3-45		A
10/02/94	W	17-16		H
01/26/97*	L	21-35		N
10/27/97	L	10-28		H
10/13/02	L	10-28		H
11/19/06	W	35-0		A
12/19/10	W	31-27		H

Note: 1988 game was played in Milwaukee  
\* = Super Bowl XXXI

## HOUSTON TEXANS

### Patriots 5, Texans 1

11/23/03	W	23-20	OT	A
12/17/06	W	40-7		H
01/03/10	L	27-34		A
12/10/12	W	42-14		H
01/13/13*	W	41-28		H
12/01/13	W	34-31		A

## INDIANAPOLIS COLTS

### Patriots 48, Colts 29

10/04/70	L	6-14		H
10/25/70	L	3-27		A
10/03/71	L	3-23		H
12/19/71	W	21-17		A
11/06/72	L	17-24		H
11/26/72	L	0-31		A
10/07/73	W	24-16		H
12/16/73	L	13-18		H
10/06/74	W	42-3		H
11/24/74	W	27-17		A
10/19/75	W	21-10		H
12/21/75	L	21-34		A
09/12/76	L	13-27		H
11/14/76	W	21-14		A
10/23/77	W	17-3		H
12/18/77	L	24-30		A
09/18/78	L	27-34		H
11/26/78	W	35-14		A
10/10/79	L	26-31		A
11/18/79	W	50-21		H
10/19/80	W	37-21		A
11/23/80	W	47-21		H
09/06/81	L	28-29		H
12/20/81	L	21-23		A
09/12/82	W	24-13		A
09/04/83	L	23-29	OT	H
10/09/83	L	7-12		A
11/18/84	W	50-17		A
12/16/84	W	16-10		H
11/10/85	W	34-15		H
12/01/85	W	38-31		A
09/07/86	W	33-3		H
11/09/86	W	30-21		A
10/25/87	L	16-30		A
11/22/87	W	24-0		H
10/02/88	W	21-17		H
10/29/89	W	23-20	OT	A
11/27/88	L	21-24		A
12/03/89	W	22-16		H
09/16/90	W	16-14		A
11/11/90	L	10-13		H
09/01/91	W	16-7		A
12/08/91	W	23-17	OT	H
11/15/92	W	37-34	OT	A
12/06/92	L	0-6		H
10/31/93	L	6-9		A
12/26/93	W	38-0		H
11/27/94	W	12-10		A
12/11/94	W	28-13		H
11/19/95	L	10-24		H
12/23/95	L	7-10		A
10/20/96	W	27-9		A
11/24/96	W	27-13		H
09/07/97	W	31-6		A
11/30/97	W	20-17		H
09/13/98	W	29-6		H
11/01/98	W	21-16		H
09/19/99	W	31-28		H
12/12/99	L	15-20		A
10/08/00	W	24-16		H
10/22/00	L	23-30		A
09/30/01	W	44-13		H
10/21/01	W	38-17		A
11/30/03	W	38-34		A
01/18/04*	W	24-14		H
09/09/04	W	27-24		H
01/16/05*	W	20-3		H
11/07/05	L	21-40		H
11/05/06	L	20-27		H
01/21/07*	L	34-38		A

11/04/07	W	24-20		A
11/02/08	L	15-18		A
11/15/09	L	34-35		A
11/21/10	W	31-28		H
12/04/11	W	31-24		H
11/18/12	W	59-24		H
01/11/14*	W	43-22		H

Note: Franchise located in Baltimore from 1947-83  
\* = Playoffs

## JACKSONVILLE JAGUARS

### Patriots 9, Jaguars 1

09/22/96	W	28-25	OT	H
01/12/97*	W	20-6		H
12/07/97	W	26-20		A
01/03/99*	L	10-25		A
12/14/03	W	27-13		H
01/07/06*	W	28-3		H
12/24/06	W	24-21		A
01/12/08*	W	31-20		H
12/27/09	W	35-7		H
12/23/12	W	23-16		A

\* = Playoffs

## KANSAS CITY CHIEFS

### Chiefs 16, Patriots 13 (3 Ties)

11/18/60	W	42-14		H
12/11/60	L	0-34		A
10/29/61	W	18-17		A
11/03/61	W	28-21		H
09/08/62	L	28-42		A
10/12/62	L	7-27		H
11/17/63	T	24-24		H
12/14/63	L	3-35		A
10/23/64	W	24-7		H
12/06/64	W	31-24		A
10/03/65	L	17-27		A
11/21/65	T	10-10		H
09/25/66	L	24-43		H
11/20/66	T	27-27		A
11/12/67	L	10-33		H
11/17/68	L	17-31		A
09/21/69	L	0-31		H
10/11/70	L	10-23		A
09/23/73	L	7-10		H
09/18/77	W	21-17		H
10/04/81	W	33-17		H
12/02/90	L	7-37		H
12/13/92	L	20-27		A
10/15/95	L	26-31		A
10/11/98	W	40-10		H
10/10/99	L	14-16		A
12/04/00	W	30-24		H
09/22/02	W	41-38	OT	H
11/22/04	W	27-19		A
11/27/05	L	16-26		A
09/07/08	W	17-10		H
11/21/11	W	34-3		H

Note: Franchise located in Dallas (as Dallas Texans) from 1960-62

## MIAMI DOLPHINS

### Dolphins 50, Patriots 45

11/27/66	W	20-14		A
10/15/67	W	41-10		H
12/17/67	L	32-41		A
11/24/68	L	10-34		H
12/08/68	L	7-38		A
11/09/69	L	16-17		H
11/30/69	W	38-23		H
09/20/70	W	27-14		H
12/06/70	L	20-37		A
10/17/71	L	3-41		A
12/05/71	W	34-13		H
11/12/72	L	0-52		A
12/03/72	L	21-37		H
09/30/73	L	23-44		A
10/28/73	L	14-30		H
09/15/74	W	34-24		H
12/15/74	L	27-34		A
09/28/75	L	14-22		H
12/01/75	L	7-20		A
09/19/76	W	30-14		H
10/31/76	L	3-10		A

# SERIES RESULTS

11/13/77	L	5-17	A
12/11/77	W	14-10	H
10/22/78	W	33-24	H
12/18/78	L	3-23	A
10/21/79	W	28-13	H
11/29/79	L	24-39	A
10/12/80	W	34-0	H
12/08/80	L	13-16	OT H
11/08/81	L	27-30	OT H
12/06/81	L	14-24	A
12/12/82	W	3-0	H
01/08/83*	L	13-28	A
09/11/83	L	24-34	A
11/13/83	W	17-6	H
09/09/84	L	7-28	A
10/21/84	L	24-44	H
11/03/85	W	17-13	H
12/16/85	L	27-30	A
01/12/86*	W	31-14	A
10/05/86	W	34-7	H
12/22/86	W	34-27	A
09/13/87	W	28-21	H
12/28/87	W	24-10	H
11/06/88	W	21-10	H
11/20/88	W	6-3	A
09/17/89	L	10-24	H
12/10/89	L	10-31	A
09/09/90	L	24-27	H
10/18/90	L	10-17	A
10/06/91	L	10-20	H
11/10/91	L	20-30	A
10/18/92	L	17-38	A
12/27/92	L	13-16	OT H
11/21/93	L	13-17	A
01/02/94	W	33-27	OT H
09/04/94	L	35-39	A
10/30/94	L	3-23	H
09/10/95	L	3-20	H
11/12/95	W	34-17	H
09/01/96	L	10-24	A
11/03/96	W	42-23	H
11/23/97	W	27-24	H
12/22/97	W	14-12	A
12/28/97*	W	17-3	H
10/25/98	L	9-12	OT A
11/23/98	W	26-23	H
10/17/99	L	30-31	H
11/21/99	L	17-27	A
09/24/00	L	3-10	A
12/24/00	L	24-27	H
10/07/01	L	10-30	A
12/22/01	W	20-13	H
10/06/02	L	13-26	A
12/29/02	W	27-24	OT H
10/19/03	W	19-13	OT H
12/07/03	W	12-0	H
10/10/04	W	24-10	H
12/20/04	L	28-29	A
11/13/05	W	23-16	A
01/01/06	L	26-28	H
10/08/06	W	20-10	H
12/10/06	L	0-21	A
10/21/07	W	49-28	H
12/23/07	W	28-7	H
09/21/08	L	13-38	H
11/23/08	W	48-28	H
11/08/09	W	27-17	H
12/06/09	L	21-22	A
10/04/10	W	41-14	A
01/02/11	W	38-7	H
09/12/11	W	38-24	A
12/24/11	W	27-24	H
12/2/12	W	23-16	A
12/30/12	W	28-0	H
10/27/13	W	27-17	H
12/15/13	L	20-24	A

Notes: Game on 11/30/69 played in Tampa.  
\* = Playoffs

## MINNESOTA VIKINGS

### Patriots 7, Vikings 4

12/13/70	L	14-35	H
10/27/74	W	17-14	A

12/16/79	W	27-23	H
09/11/88	L	6-36	A
10/20/91	W	26-23	OT H
11/13/94	W	26-20	OT H
11/02/97	L	18-23	A
09/17/00	L	13-21	H
11/24/02	W	24-17	H
10/30/06	W	31-7	A
10/31/10	W	28-18	H

## NEW ORLEANS SAINTS

### Patriots 9, Saints 4

12/10/72	W	17-10	A
12/05/76	W	27-6	H
12/21/80	W	38-27	A
12/04/83	W	7-0	H
11/30/86	W	21-20	A
11/12/89	L	24-28	H
11/08/92	L	14-31	H
12/03/95	L	17-31	H
10/04/98	W	30-27	A
11/25/01	W	34-17	H
11/20/05	W	24-17	H
11/30/09	L	17-38	A
10/13/13	W	30-27	H

## N.Y. GIANTS

### Giants 6, Patriots 5

10/18/70	L	0-16	H
09/22/74	W	28-20	A
11/08/87	L	10-17	A
12/30/90	L	10-13	H
12/21/96	W	23-22	A
09/26/99	W	16-14	H
10/12/03	W	17-6	H
12/29/07	W	38-35	A
02/03/08*	L	14-17	N
11/06/11	L	20-24	H
02/05/12*	L	17-21	N

\* = Super Bowl XLII  
\* = Super Bowl XLVI

## NEW YORK JETS

### Patriots 56, Jets 53 (1 Tie)

09/16/60	W	28-24	A
11/11/60	W	38-21	H
09/09/61	L	20-21	H
10/01/61	L	30-37	A
10/06/62	W	43-14	A
11/30/62	W	24-17	H
09/08/63	W	38-14	H
10/05/63	L	24-31	A
09/27/64	W	26-10	H
10/31/64	L	14-35	A
11/14/65	L	20-30	H
11/28/65	W	27-23	A
10/02/66	T	24-24	H
12/17/66	L	28-38	A
10/29/67	L	23-30	A
11/19/67	L	24-29	H
09/22/68	L	31-47	H
10/27/68	L	14-48	A
10/05/69	L	14-23	H
10/26/69	L	17-23	A
09/27/70	L	21-31	H
11/22/70	L	3-17	A
10/10/71	W	20-0	H
12/12/71	L	6-13	A
10/15/72	L	13-41	A
10/29/72	L	10-34	A
10/14/73	L	7-9	H
11/11/73	L	13-33	A
10/13/74	W	24-0	A
11/17/74	L	16-21	H
10/05/75	L	7-36	A
12/07/75	L	28-30	H
10/18/76	W	41-7	H
11/21/76	W	38-24	A
10/02/77	L	27-30	A
10/30/77	W	24-13	H
10/29/78	W	55-21	H
11/19/78	W	19-17	A
09/09/79	W	56-3	H

12/09/79	L	26-27	A
10/05/80	W	21-11	A
11/02/80	W	34-21	H
10/11/81	L	24-28	A
11/15/81	L	6-17	H
09/19/82	L	7-31	H
09/18/83	W	23-13	H
11/27/83	L	3-26	A
09/30/84	W	28-21	A
10/28/84	W	30-20	H
10/20/85	W	20-13	OT A
11/24/85	L	13-16	A
12/28/85*	W	26-14	A
09/11/86	W	20-6	A
10/12/86	L	24-31	H
09/21/87	L	24-43	A
12/13/87	W	42-20	H
09/04/88	W	28-3	H
11/13/88	W	14-13	A
09/10/89	W	27-24	A
11/05/89	L	26-27	H
09/30/90	L	13-37	H
12/23/90	L	7-42	A
11/17/91	L	21-28	H
12/15/91	W	6-3	A
10/04/92	L	21-30	A
11/22/92	W	24-3	H
09/26/93	L	7-45	A
11/28/93	L	0-6	H
10/16/94	L	17-24	A
12/04/94	W	24-13	H
11/05/95	W	20-7	A
12/10/95	W	31-28	H
11/10/96	W	31-27	A
12/08/96	W	34-10	H
09/14/97	W	27-24	OT H
10/19/97	L	19-24	A
10/19/98	L	14-24	H
12/27/98	L	10-31	A
09/12/99	W	30-28	A
11/15/99	L	17-24	H
09/11/00	L	19-20	A
10/15/00	L	17-34	H
09/23/01	L	3-10	H
12/02/01	W	17-16	A
09/15/02	W	44-7	A
12/22/02	L	17-30	H
09/21/03	W	23-16	H
12/20/03	W	21-16	A
10/24/04	W	13-7	H
12/26/04	W	23-7	A
12/04/05	W	16-3	H
12/26/05	W	31-21	A
09/17/06	W	24-17	H
11/12/06	L	14-17	H
01/07/07*	W	37-16	H
09/09/07	W	38-14	A
12/16/07	W	20-10	H
09/14/08	W	19-10	A
11/13/08	L	31-34	OT H
09/20/09	L	9-16	A
11/22/09	W	31-14	H
09/19/10	L	14-28	A
12/06/10	W	45-3	H
01/16/11*	L	21-28	H
10/09/11	W	30-21	A
11/13/11	W	37-16	A
10/21/12	W	29-26	OT H
11/22/12	W	49-19	A
09/12/13	W	13-10	H
10/20/13	L	27-30	OT A

Notes: Franchise known as N.Y. Titans from 1960-62. Games on 9/8/63 at B.C. Alumni Stadium; 9/22/68 at Legion Field in Birmingham, Ala.

\* = Playoffs

## OAKLAND RAIDERS

### Patriots 17, Raiders 15 (1 Tie)

10/16/60	L	14-27	A
11/04/60	W	34-28	H
11/17/61	W	20-17	H
12/09/61	W	35-21	A
10/26/62	W	26-16	H

# SERIES RESULTS

12/16/62	L	0-20	A
09/22/63	W	20-14	A
10/11/63	W	20-14	H
09/13/64	W	17-14	A
10/16/64	T	43-43	H
10/08/65	L	10-24	H
10/24/65	L	21-30	A
10/30/66	W	24-21	H
09/17/67	L	7-35	A
10/22/67	L	14-48	H
10/06/68	L	10-41	A
09/28/69	L	23-38	H
09/19/71	W	20-6	H
12/01/74	L	26-41	A
10/03/76	W	48-17	H
12/18/76*	L	21-24	A
09/24/78	W	21-14	A
11/01/81	L	17-27	A
09/29/85	L	20-35	H
01/05/86*	W	27-20	A
11/01/87	W	26-23	H
11/26/89	L	21-24	A
10/09/94	L	17-21	H
01/19/02*	W	16-13	OT H
11/17/02	L	20-27	A
09/08/05	W	30-20	H
12/14/08	W	49-26	A
10/02/11	W	31-19	A

**Notes:** Franchise located in Los Angeles from 1982-94. The games on Oct. 16, 1960 and Dec. 9, 1961 were played in San Francisco.  
\* = Playoffs

## PHILADELPHIA EAGLES

### Patriots 6, Eagles 6

11/04/73	L	23-24	A
11/27/77	W	14-6	H
10/08/78	W	24-14	H
09/13/81	L	3-13	A
12/09/84	L	17-27	A
11/29/87	L	31-34	OT H
11/04/90	L	20-48	A
12/19/99	L	9-24	A
09/14/03	W	31-10	A
02/06/05*	W	24-21	N
11/25/07	W	31-28	H
11/27/11	W	38-20	A

\*=Super Bowl XXXIX

## PITTSBURGH STEELERS

### Steelers 15, Patriots 12

10/22/72	L	3-33	A
12/08/74	L	17-21	H
09/26/76	W	30-27	A
09/03/79	L	13-16	OT H
09/27/81	L	21-27	OT A
12/26/82	L	14-37	A
09/25/83	W	28-23	A
10/19/86	W	34-0	A
12/17/89	L	10-28	A
12/09/90	L	3-24	A
09/15/91	L	6-20	A
12/05/93	L	14-17	A
12/16/95	L	27-41	A
01/05/97*	W	28-3	H
12/13/97	L	21-24	OT H
01/03/98*	L	6-7	A
12/06/98	W	23-9	A
01/27/02*	W	24-17	A
09/09/02	W	30-14	H
10/31/04	L	20-34	A
01/23/05*	W	41-27	A
09/25/05	W	23-20	A
12/09/07	W	34-13	H
11/30/08	L	10-33	H
11/14/10	W	39-26	A
10/30/11	L	17-25	A
11/03/13	W	55-31	H

\* = Playoffs

## SAN DIEGO CHARGERS

### Patriots 22, Chargers 15 (2 Ties)

10/08/60	W	35-0	A
10/28/60	L	16-45	H

10/07/61	L	27-38	H
12/17/61	W	41-0	A
10/19/62	W	24-20	H
12/09/62	W	20-14	A
09/14/63	L	13-17	A
11/10/63	L	6-7	H
01/05/64*	L	10-51	A
09/20/64	W	33-28	A
10/09/64	L	17-26	H
10/17/65	T	13-13	H
10/31/65	W	22-6	A
09/10/66	L	0-24	A
10/23/66	W	35-17	H
09/09/67	L	14-28	A
10/08/67	T	31-31	A
11/10/68	L	17-27	H
10/19/69	L	10-13	H
12/07/69	L	18-28	A
11/15/70	L	14-16	H
12/02/73	W	30-14	H
11/09/75	W	33-19	A
10/16/77	W	24-20	A
10/01/78	W	28-23	H
09/23/79	W	27-21	H
10/16/83	W	37-21	H
11/20/94	W	23-17	H
12/01/96	W	45-7	A
08/31/97	W	41-7	H
10/14/01	W	29-26	OT H
09/29/02	L	14-21	A
10/02/05	L	17-41	H
01/14/07*	W	24-21	A
09/16/07	W	38-14	H
01/20/08*	W	21-12	H
10/12/08	L	10-30	A
10/24/10	W	23-20	A
09/18/11	W	35-21	H

**Notes:** Franchise located in Los Angeles in 1960  
\* = Playoffs

## SAN FRANCISCO 49ERS

### 49ers 8, Patriots 4

10/31/71	L	10-27	A
10/26/75	W	24-16	H
11/30/80	L	17-21	A
10/02/83	L	13-33	H
12/14/86	L	24-29	H
10/22/89	L	20-37	A
10/11/92	L	12-24	H
09/17/95	L	3-28	A
12/20/98	W	24-21	H
01/02/05	W	21-7	H
10/05/08	W	30-21	A
12/16/12	L	34-41	H

**Notes:** The game on Oct. 22, 1989 was played in Palo Alto, Calif.

## SEATTLE SEAHAWKS

### Patriots 8, Seahawks 8

10/09/77	W	31-0	H
09/21/80	W	37-31	A
12/19/82	W	16-0	A
12/18/83	L	6-24	A
09/16/84	W	38-23	H
11/17/85	W	20-13	H
09/21/86	L	31-38	A
12/04/88	W	13-7	H
09/24/89	L	3-24	H
10/07/90	L	20-33	H
09/20/92	L	6-10	H
09/19/93	L	14-17	H
10/24/93	L	9-10	A
10/17/04	W	30-20	H
12/07/08	W	24-21	A
10/14/12	L	23-24	A

## ST. LOUIS RAMS

### Patriots 7, Rams 5

09/29/74	W	20-14	H
11/16/80	L	14-17	H
12/11/83	W	21-7	A
11/16/86	W	30-28	A
12/24/89	L	20-24	H
09/13/92	L	0-14	A

12/13/98	L	18-32	A
11/18/01	L	17-24	H
02/03/02*	W	20-17	N
11/07/04	W	40-22	A
10/26/08	W	23-16	H
10/28/12^	W	45-7	A

**Note:** Franchise located in Los Angeles from 1946-94

\* = Super Bowl XXXVI

^ = played in London

## TAMPA BAY BUCCANEERS

### Patriots 5, Buccaneers 2

12/12/76	W	31-14	A
10/27/85	W	32-14	A
12/11/88	W	10-7	OT H
11/16/97	L	7-27	A
09/03/00	L	16-21	H
12/17/05	W	28-0	H
10/25/09*	W	35-7	A
09/22/13	W	23-3	H

\* = played in London

## TENNESSEE TITANS

### Patriots 23, Titans 16 (1 Tie)

11/25/60	L	10-24	H
12/18/60	L	21-37	A
10/13/61	T	31-31	H
11/12/61	L	15-27	A
09/16/62	W	34-21	H
11/18/62	L	17-21	A
11/01/63	W	45-3	H
12/08/63	W	46-28	A
11/06/64	W	25-24	H
11/29/64	W	34-17	A
09/19/65	L	10-31	A
12/18/65	W	42-14	H
11/13/66	W	27-21	H
12/11/66	W	38-14	A
11/05/67	W	18-7	H
11/26/67	L	6-27	A
10/13/68	L	0-16	H
12/15/68	L	17-45	A
11/02/69	W	24-0	H
12/14/69	L	23-27	A
11/07/71	W	28-20	H
11/25/73	W	32-0	A
09/21/75	L	0-7	H
11/12/78	L	23-26	H
12/31/78*	L	14-31	H
11/10/80	L	34-38	A
10/18/81	W	38-10	H
11/28/82	W	29-21	H
10/18/87	W	21-7	A
09/25/88	L	6-31	A
10/08/89	W	23-13	H
09/22/91	W	24-20	H
10/17/93	L	14-28	H
09/20/98	W	27-16	H
12/16/02	L	7-24	A
10/05/03	W	38-30	H
01/10/04*	W	17-14	H
12/31/06	W	40-23	A
10/18/09	W	59-0	H
09/09/12	W	34-13	A

**Notes:** Franchise located in Houston from 1960-96, Named Tennessee Oilers from 1997-98.

\* = Playoffs

## WASHINGTON REDSKINS

### Redskins 6, Patriots 3

10/01/72	W	24-23	H
09/03/78	L	14-16	H
10/25/81	L	22-24	A
09/23/84	L	10-26	H
12/15/90	L	10-25	H
10/13/96	L	22-27	H
09/28/03	L	17-20	A
10/28/07	W	52-7	H
12/11/11	W	34-27	A



# PATRIOTS OVERTIME GAMES

The Patriots are 20-21 all-time in regular-season overtime games during their 54-year history. New England set an NFL record with an eight-game overtime winning streak (including playoffs) from 2000-03. The Patriots are 16-18 when the game is decided by a field goal and 4-3 when a touchdown is the deciding factor. Below is a brief description of each overtime game.

**09/26/77 ... at Cleveland 30, Patriots 27** ..... L  
John Smith sent the game into overtime with a 28-yard field goal with no time remaining in regulation. Cleveland's Don Cockroft capped a 10-play, 53-yard drive with a 35-yard game winning field goal after 4:45 of overtime.

**09/03/79 ... Pittsburgh 16, at Patriots 13** ..... L  
Pittsburgh's Matt Bahr drilled a 41-yard field goal to give the Steelers the victory at the 5:10 mark in overtime. The clutch field goal came on Bahr's first professional career attempt.

**11/25/79 ... Buffalo 16, at Patriots 13** ..... L  
Buffalo's Nick Mike-Mayer kicked a 29-yard field goal 4:45 into overtime to give the Bills the victory.

**12/08/80 ... at Miami 16, Patriots 13** ..... L  
Uwe von Schamann kicked his third field goal of the day, a 23-yard game-winner, which gave Miami the three-point victory, 3:20 into overtime.

**09/27/81 ... at Pittsburgh 27, Patriots 21** ..... L  
The Patriots scored two touchdowns in the fourth quarter to recover from a 21-7 deficit. Unfortunately, Terry Bradshaw hit Lynn Swann with a 24-yard touchdown pass 3:19 into overtime to thwart the Patriots hopes for victory.

**11/08/81 ... Miami 30, at Patriots 27** ..... L  
Patric John Smith nailed a 34-yard field goal with 10 seconds remaining in regulation that sent the game into overtime. The Dolphins' Uwe von Schamann kicked a 30-yard field goal, 7:09 into the extra quarter, that gave Miami the victory.

**09/04/83 ... Balt. Colts 29, at Patriots 23** ..... L  
The Colts' Raul Allegre kicked a 33-yard field goal as time expired in the fourth quarter to send the game into overtime. On the first play of overtime, Baltimore's LB Johnnie Cooks picked up a Tony Collins fumble and rumbled 52 yards for the game-winning score.

**11/24/85 ... at N.Y. Jets 16, Patriots 13** ..... L  
New England's Tony Franklin sent the game into overtime with a 28-yard field goal with 16 seconds remaining in regulation. In the extra session, the Jets' Pat Leahy kicked a 32-yard field goal to give the Jets a 16-13 win.

**11/15/87 ... Dallas 23, at Patriots 17** ..... L  
The Cowboys' Roger Ruzek's 20-yard field goal with 28 seconds remaining in regulation tied the game at 17. In overtime, Dallas running back Herschel Walker trotted 60 yards for the game-winning touchdown.

**11/29/87 ... Philadelphia 34, at Patriots 31** ..... L  
The Patriots scored the final 21 points of regulation to send the game into overtime tied at 31. After 12:16 elapsed in overtime, the Eagles' Paul McFadden connected from 38 yards, on his second field goal attempt in overtime.

**12/11/88 ... at Patriots 10, Tampa Bay 7** ..... W  
The Patriots were victorious in overtime for the first time in franchise history, snapping their 10-game overtime losing streak. Jason Staurovsky kicked a 27-yard field goal, 3:08 into overtime, for the win.

**10/29/89 ... Patriots 23, at Indianapolis 20** ..... W  
New England's Greg Davis kicked a 51-yard field goal, 9:57 into overtime, for the 23-20 victory. The Colts' Dean Biasucci sent the game into overtime when he kicked a 39-yard field goal with 51 seconds remaining in regulation.

**10/20/91 ... at Patriots 26, Minnesota 23** ..... W  
With no time remaining in overtime, New England's Jason Staurovsky nailed a 42-yard field goal that gave the Patriots a 26-23 victory. The field goal attempt was Staurovsky's second in overtime.

**12/08/91 ... at Patriots 23, Indianapolis 17** ..... W  
The Patriots scored the game's final 20 points and won their fourth consecutive overtime game. Hugh Millen connected with Ben Coates for a 2-yard touchdown with seven seconds remaining in regulation and then repeated the feat in overtime when he

hit Michael Timpson for the 45-yard game-winning touchdown.

**11/15/92 ... Patriots 37, at Indianapolis 34** ..... W  
The Patriots' Charlie Baumann scored the final six points, including the game-winning 18-yard field goal, 11:35 into the extra session. The win snapped the Patriots' nine-game losing streak during the 1992 season. Baumann's 44-yard field goal with two seconds remaining in regulation sent the game into overtime.

**12/27/92 ... Miami 16, at Patriots 13** ..... L  
The Dolphins were able to clinch the AFC East crown and a bye in the first round of the playoffs, after they scored the game's final 13 points to win 16-13. Pete Stoyanovich's 35-yard field goal, 6:43 into overtime, propelled the Dolphins to victory.

**09/12/93 ... Detroit 19, at Patriots 16** ..... L  
Detroit's Jason Hanson kicked a 38-yard field goal, his fourth of the day, 11:04 into overtime to lift the Lions to victory. Drew Bledsoe threw a 2-yard touchdown pass to Vincent Brisby with two seconds remaining in regulation which sent the game into overtime.

**11/07/93 ... Buffalo 13, at Patriots 10** ..... L  
Buffalo's Steve Christie kicked a 27-yard field goal with 14 seconds remaining in regulation to send the contest into overtime. Each team had two opportunities to score in the extra session, and Christie kicked the game winning 32-yard field goal on Buffalo's second chance.

**01/02/94 ... at Patriots 33, Miami 27** ..... W  
Drew Bledsoe connected with Michael Timpson for the 36-yard game winning touchdown to cap one of the greatest endings in Patriots history. The lead changed four times in the fourth quarter as the two teams combined for 27 points. Miami's Pete Stoyanovich sent the game into overtime with a 24-yard field goal with four seconds remaining in regulation.

**11/13/94 ... at Patriots 26, Minnesota 20** ..... W  
The Patriots completed one of the greatest comebacks in team history, recovering from a 20-0 deficit to defeat the Vikings. New England's Matt Bahr sent the game into overtime when he kicked a 23-yard field goal with 14 seconds remaining. Drew Bledsoe completed a 14-yard touchdown pass to Kevin Turner 4:10 into overtime, to give the Patriots the victory.

**10/29/95 ... Carolina 20, at Patriots 17** ..... L  
The Patriots scored 14 points in the fourth quarter on two Curtis Martin touchdown runs and tied the score at 17. However, the expansion Panthers were victorious when John Kasay booted a 29-yard field goal with 7:52 remaining in the extra period.

**09/22/96 ... at Patriots 28, Jacksonville 25** ..... W  
The Patriots jumped out to a 22-0 first half lead but the Jaguars clawed their way back. Jaguars quarterback Mark Brunell's touchdown passes of 51, 41 and 61 yards gave them life in the second half and Mike Holli's 27-yard field goal in the fourth quarter tied the game at 25. However, Patriots' rookie kicker Adam Vinatieri converted five of six field goal attempts, including a 40-yarder in overtime to give the Patriots the victory.

**09/14/97 ... at Patriots 27, N.Y. Jets 24** ..... W  
The Patriots won their third consecutive game to open the 1997 season, 27-24, in dramatic fashion when placekicker Adam Vinatieri kicked a 34-yard field goal 6:57 into overtime. The Jets had a chance to win the game at the end of regulation, but defensive end Mike Jones blocked a 29-yard field goal attempt by John Hall with 16 seconds remaining in the game.

**12/13/97 ... Pittsburgh 24, at Patriots 21** ..... L  
The Steelers sent the game into overtime on a touchdown pass from Kordell Stewart to Mark Bruener and a two-point conversion. They capitalized on a Drew Bledsoe interception with just over two minutes remaining in the game. In the overtime period, the Steelers won the toss and took their only possession 61 yards downfield to set up the game-winning Norm Johnson field goal.

**10/25/98 ... at Miami 12, Patriots 9** ..... L  
The Dolphins scored the game's final six points, including

# PATRIOTS OVERTIME GAMES

Olindo Mare's game-winning 43-yard kick. New England's Adam Vinatieri accounted for all of the Patriots' nine points, connecting on three of four field goal attempts.

**12/26/99... Buffalo 13, at Patriots 10** ..... L  
The Patriots missed two field goals, one at the end of regulation and one in overtime, and lost to Buffalo. The Bills scored a touchdown to tie the game at 10 with 4:34 remaining and Steve Christie kicked a 23-yard field goal with 1:51 remaining in overtime for the victory.

**11/05/00... Buffalo 16, at Patriots 13** ..... L  
Buffalo's Steve Christie booted a 32-yard field goal, the third of his career in overtime against the Patriots. He also tied the game with a 48-yard kick with four seconds remaining in regulation. The Patriots, playing without Drew Bledsoe, took the lead, 13-10 on a 43-yard field goal by Adam Vinatieri.

**12/17/00... Patriots 13, at Buffalo 10** ..... W  
Amid a snowstorm in Buffalo, Patriots kicker Adam Vinatieri nailed a 24-yard field goal in overtime for the victory. The game time temperature was 35 degrees, with a wind chill of six, and 40 mile-per-hour winds blew snow across the field making traction difficult for both sides. The Patriots and Bills tied the 1984 and 1985 Denver Broncos and Oakland Raiders for an NFL record as they entered overtime for the third consecutive meeting.

**10/14/01... at Patriots 29, San Diego 26** ..... W  
The Patriots scored 10 points in the final nine minutes of regulation to tie the game at 26. Adam Vinatieri kicked a 23-yard field goal with 3:31 to play and Tom Brady connected with Jermaine Wiggins for a 3-yard touchdown to tie the game with just 36 seconds remaining. In overtime, Vinatieri nailed a 44-yard field goal for the victory.

**12/16/01... Patriots 12, at Buffalo 9** ..... W  
The Patriots and Bills needed overtime to decide the outcome of their game for the fourth time in five meetings. Adam Vinatieri converted all four of his field goal attempts, including the game-winning 23-yard field goal in overtime. Former Bills RB Antowain Smith led the Patriots with 95 yards rushing, including a 38-yard run in overtime to get New England in field goal position.

**01/19/02... at Patriots 16, Raiders 13\*** ..... W  
Adam Vinatieri boomed a 45-yard field goal with 27 seconds remaining in regulation to tie the game up at 13 and send it into overtime. The game time temperature dipped to 25 degrees and the field was covered by five inches of snow that didn't let up until the game was over. In overtime, the Patriots drove 61 yards on 15 plays and Vinatieri nailed a 23-yard field goal for the 16-13 victory. The Patriots became just the second team in postseason overtime history (16 games) to win the contest on the opening drive of the extra stanza.

\*-AFC Divisional Playoff Game

**09/22/02... at Patriots 41, Chiefs 38** ..... W  
The Patriots and Chiefs scored 42 points in the fourth quarter, including the last 14 by the Chiefs to tie the game at 38 at the end of regulation. The Patriots won the toss and drove 53 yards on nine plays and Adam Vinatieri nailed a 35-yard field goal for the Patriots victory. It was also the first overtime game at Gillette Stadium.

**12/29/02... at Patriots 27, Dolphins 24** ..... W  
The Patriots trailed 21-7 with 1:06 remaining in the first half, but outscored the Dolphins 20-3 the rest of the way for their sixth consecutive overtime victory. New England scored the game's final 11 points on a Tom Brady touchdown pass to Troy Brown, they successfully converted the two-point conversion on a Brady to Christian Fauria pass and then Adam Vinatieri boomed a 43-yard field goal with 1:09 remaining in regulation. New England won the toss and drove 43 yards on seven plays and Vinatieri kicked a 35-yard game-winning field goal.

**10/19/03... Patriots 19, at Dolphins 13** ..... W  
Richard Seymour blocked a 35-yard field goal attempt with 2:00 left in the game to send the game into the extra session. In overtime, Miami's Olindo Mare missed another 35-yard attempt wide right, then a Tyrone Poole interception at the Patriots' 18-yard line snuffed out another Miami opportunity in overtime. On the next play, Tom Brady hit Troy Brown for an 82-yard touchdown strike, sending the Patriots home with a 19-13 win.

**11/23/03... Patriots 23, at Texans 20** ..... W  
The Patriots set the all-time NFL mark with their eighth consecutive overtime victory in a nail-biter in the Lone Star State. The Texans took a 20-13 lead into the final minute of the game, but Tom Brady found Daniel Graham for a four-yard touchdown strike to tie the game at 20 with just 40 seconds left in regulation. The extra frame was a possession battle until the Patriots mounted a 76-yard drive in the final minutes of overtime, ending in a 28-yard field goal by Adam Vinatieri with 45 seconds left.

**11/13/08... Jets 34, at Patriots 31** ..... L  
The Patriots had their NFL-record eight-game overtime winning streak snapped in a loss to the Jets at Gillette Stadium. New England rallied from a 24-6 second-quarter deficit to tie the game at 24-24 early in the fourth quarter. N.Y. held a 31-24 lead into the final minute, but Randy Moss made a memorable tiptoe catch on a pass from Matt Cassel along the side of the end zone for a 16-yard touchdown with one second left to force overtime. But, N.Y. won the coin toss and marched 64 yards on 14 plays to set up a game-winning 34-yard field goal by Jay Feely.

**10/11/09... Broncos 20, Patriots 17** ..... L  
The Patriots failed to hold onto a 17-7 halftime lead in a 20-17 overtime loss to Denver. QB Tom Brady was limited to five completions for 63 yards in the second half. New England entered the final quarter with a 17-10 lead, but Denver marched 98 yards in 12 plays before QB Kyle Orton completed an 11-yard touchdown pass to WR Brandon Marshall to tie the game at 17 with 5:21 remaining in regulation. With under two minutes remaining, New England moved to the Denver 49-yard line before DE Vonnie Holliday forced a fumble on a Brady sack to end the Patriots scoring threat. Denver took the overtime kickoff and moved 58 yards in 11 plays to set up a 41-yard game-winning field goal.

**10/17/10... Patriots 23, Ravens 20** ..... W  
Kicker Stephen Gostkowski drilled a 35-yard field goal in overtime to give New England a 23-20 victory over the Baltimore Ravens at Gillette Stadium. Tom Brady, who finished the game 27-of-44 for 292 yards, completed 16-of-24 passes for 156 yards with one touchdown during a fourth quarter rally as New England scored the final 13 points to get the win and overcome a 20-10 fourth quarter deficit.

**10/21/12... Patriots 29, Jets 26** ..... W  
The Patriots squandered a 10-point fourth-quarter lead but came through in the clutch when Rob Ninkovich and Jermaine Cunningham combined for a strip-sack of Jets QB Mark Sanchez in overtime as the Patriots defense was able to seal the victory following a Stephen Gostkowski field goal in the Patriots' opening drive of the extra session. Tom Brady led two clutch drives - one late in the fourth quarter and the other in overtime and Gostkowski drilled two field goals - a 43-yarder as time expired in regulation and the 48-yarder in the first overtime drive.

**10/20/13... Patriots 27, Jets 30** ..... L  
The Patriots' 11-point halftime lead evaporated on the second play of the second half when Tom Brady threw an interception to Jets S Antonio Allen, who returned the pick for a 23-yard touchdown. New England netted -5 yards on offense in the third quarter while the Jets scored 17 points in the frame to take a 27-21 lead heading into the fourth quarter. The Patriots managed to tie the score on the final drive of regulation when Stephen Gostkowski drilled a 44-yard field goal with :19 left on the clock. The Patriots won the overtime coin toss but only managed one first down and were forced to punt. New York then engineered a 14-play, 56-yard drive that included a 15-yard unsportsmanlike conduct penalty on the Patriots and Jets K Nick Folk hit a 42-yard field goal to win the game and end a five-game losing streak to New England.

**11/24/13... Patriots 34, Broncos 31** ..... W  
New England fumbled on its first three offensive possessions of a cold, windy November game and entered the locker room down 24-0 at halftime. The Patriots came back in the second half and scored on five straight possessions to take a 31-24 lead in the fourth quarter. Peyton Manning then led Denver on a 10-play, 79 yard touchdown drive to tie the game late in the fourth quarter. The Patriots won the overtime coin toss and took the wind, giving the Broncos the first possession in the extra frame. The two teams traded possessions until a high-arching Patriots punt by Ryan Allen was muffed by Denver and recovered by New England deep in Broncos territory. Stephen Gostkowski drilled a 31-yard field goal to cap the greatest comeback in franchise history.

# YEAR-BY-YEAR ATTENDANCE

## REGULAR SEASON ATTENDANCE

YEAR	HOME GAMES				AWAY GAMES			SEASON TOTAL	
	GMS	ATTENDANCE	AVG.		GMS	ATTENDANCE	AVG.	TOTALS	AVG.
1960	7	118,260	16,894	7	110,316	15,759	228,576	16,327	
1961	7	115,610	16,516	7	129,984	18,569	245,594	17,542	
1962	7	150,626	21,518	7	170,983	24,426	321,609	22,972	
1963	7	169,870	24,267	7	143,936	20,562	313,806	22,415	
1964	7	199,652	28,522	7	175,246	25,035	374,898	26,778	
1965	7	143,098	20,443	7	245,485	35,069	388,583	27,756	
1966	7	190,138	27,163	7	240,668	34,381	430,806	30,772	
1967*	6	138,861	23,144	8	287,279	35,910	426,140	30,439	
1968**	7	156,459	22,351	7	289,204	41,315	445,663	31,833	
1969	7	149,412	21,345	7	284,587	40,655	433,999	31,000	
1970	7	245,537	35,077	7	361,842	51,692	607,379	43,384	
1971	7	411,109	58,730	7	383,143	54,735	794,252	56,732	
1972	7	426,993	60,999	7	402,159	57,451	829,152	59,225	
1973	7	410,443	58,635	7	416,805	59,544	827,248	59,089	
1974	7	420,903	60,129	7	411,595	58,799	832,498	59,464	
1975	7	411,490	58,784	7	379,112	54,159	790,602	56,472	
1976	7	378,994	54,142	7	387,432	55,347	766,426	54,745	
1977	7	415,959	59,423	7	399,419	57,060	815,378	58,241	
1978	8	478,978	59,872	8	455,679	56,960	934,657	58,416	
1979	8	473,141	59,143	8	502,492	62,812	975,633	60,977	
1980	8	458,283	57,285	8	442,001	55,250	900,284	56,268	
1981	8	414,741	51,843	8	413,073	51,634	827,814	51,738	
1982@	4	149,188	37,297	5	231,781	46,356	380,969	42,330	
1983	8	370,958	46,370	8	416,024	52,003	786,982	49,186	
1984	8	392,275	49,034	8	468,464	58,558	860,739	53,796	
1985	8	438,817	54,852	8	458,341	57,293	897,158	56,072	
1986	8	477,688	59,711	8	537,779	67,222	1,015,467	63,467	
1987@	8	374,302	46,788	7	431,379	61,677	806,041	53,736	
1988	8	438,627	54,828	8	400,372	50,047	838,999	52,437	
1989	8	388,522	48,565	8	494,981	61,873	883,503	55,219	
1990	8	311,623	38,953	8	417,304	52,163	728,927	45,558	
1991	8	303,116	37,890	8	433,249	54,156	736,365	46,023	
1992	8	308,409	38,551	8	430,820	53,853	739,229	46,202	
1993	8	362,964	45,371	8	443,708	55,464	806,672	50,417	
1994	8	472,718	59,090	8	481,673	60,209	954,391	59,649	
1995	8	466,743	58,343	8	504,373	63,047	971,116	60,695	
1996	8	468,301	58,538	8	522,829	65,354	991,130	61,946	
1997	8	477,431	59,679	8	547,518	68,440	1,024,949	64,059	
1998	8	475,828	59,479	8	516,846	64,606	992,674	62,042	
1999	8	461,624	57,703	8	553,917	69,240	1,015,541	63,471	
2000	8	458,880	57,360	8	548,258	68,532	1,007,138	62,946	
2001	8	482,336	60,292	8	497,035	62,129	979,371	61,211	
2002	8	547,488	68,436	8	548,581	68,573	1,096,069	68,152	
2003	8	547,488	68,436	8	580,027	72,503	1,127,515	70,470	
2004	8	550,048	68,756	8	558,162	69,770	1,108,210	69,263	
2005	8	550,048	68,756	8	586,855	73,357	1,136,903	71,056	
2006	8	550,048	68,756	8	560,722	70,090	1,110,770	69,423	
2007	8	550,048	68,756	8	559,318	69,915	1,109,366	69,335	
2008	8	550,048	68,756	8	550,100	68,763	1,100,148	68,759	
2009	8	550,048	68,756	8	587,952	73,494	1,138,000	71,125	
2010	8	550,048	68,756	8	538,705	67,338	1,088,753	68,047	
2011	8	550,048	68,756	8	564,643	70,580	1,114,691	69,668	
2012	8	550,048	68,756	8	584,690	73,086	1,134,738	70,921	
2013	8	550,048	68,756	8	566,769	70,846	1,116,817	69,989	
<b>Totals</b>	<b>409</b>	<b>21,154,357</b>	<b>51,722</b>	<b>411</b>	<b>23,154,975</b>	<b>56,338</b>	<b>44,310,332</b>	<b>54,037</b>	

## POSTSEASON ATTENDANCE

YEAR	HOME GAMES				AWAY/NEUTRAL GAMES			SEASON TOTAL	
	GMS	ATTENDANCE	AVG.		GMS	ATTENDANCE	AVG.	TOTAL	AVG.
1963	-	-	-	2	64,314	32,157	64,314	32,157	
1976	-	-	-	1	54,037	54,037	54,037	54,037	
1978	-	61,297	61,297	-	-	-	61,297	61,297	
1982	-	-	-	1	68,842	68,842	68,842	68,842	
1985	-	-	-	4 <sup>A</sup>	308,690	77,173	308,690	77,173	
1986	-	-	-	1	76,105	76,105	76,105	76,105	
1994	-	-	-	1	77,452	77,452	77,452	77,452	
1996	2	120,378	60,189	1 <sup>A</sup>	72,301	72,301	192,679	64,226	
1997	1	60,041	60,041	1	61,228	61,228	121,269	60,635	
1998	-	-	-	1	72,559	72,559	72,559	72,559	
2001	1	60,292	60,292	2 <sup>A</sup>	137,626	68,811	197,918	65,973	
2003	2	136,872	68,436	1 <sup>A</sup>	71,525	71,525	208,397	69,466	
2004	1	68,756	68,756	2 <sup>A</sup>	143,367	71,684	212,123	70,708	
2005	1	68,756	68,756	1	76,238	76,238	144,994	72,497	
2006	1	68,756	68,756	2	126,243	63,122	194,999	65,000	
2007	2	137,512	68,756	1 <sup>A</sup>	71,101	71,101	208,613	69,538	
2009	1	68,756	68,756	-	-	-	68,756	68,756	
2010	1	68,756	68,756	-	-	-	68,756	68,756	
2011	2	137,512	68,756	1 <sup>A</sup>	68,658	68,658	206,170	68,723	
2012	2	137,512	68,756	-	-	-	137,512	68,756	
2013	1	68,756	68,756	1	77,110	77,110	145,866	72,933	
<b>Totals</b>	<b>19</b>	<b>1,263,952</b>	<b>66,524</b>	<b>24</b>	<b>1,627,396</b>	<b>67,808</b>	<b>2,891,348</b>	<b>67,241</b>	
<b>GRAND TOTALS</b>	<b>420</b>	<b>21,868,261</b>	<b>52,067</b>	<b>427</b>	<b>24,216,602</b>	<b>56,713</b>	<b>46,084,863</b>	<b>54,410</b>	

\*-Game vs. Chargers was moved to San Diego due to a World Series scheduling conflict at Fenway Park.

\*\* -Game vs. Jets was moved to Birmingham, Ala. due to a scheduling conflict at Fenway Park, but still considered a "home" game for the Patriots.

<sup>A</sup>-Super Bowls played at a neutral site.

@-1982 and 1987 season were shortened due to player strikes.

# 1960 FINAL STATISTICS (5-9)

Head Coach: Lou Saban • Fourth in AFL East • Home Stadium: Boston University Field

DATE	W/L	SCORE	OPPONENT	ATTENDANCE
9/09	L	10-13	Denver	21,597
9/17	W	28-24	at N.Y. Titans	19,200
9/23	L	0-13	Buffalo	20,732
10/08	W	35-0	at L.A. Chargers	18,226
10/16	L	14-27	at Oakland	11,500
10/23	L	24-31	at Denver	12,683
10/28	L	16-45	L.A. Chargers	13,988
11/04	W	34-28	Oakland	8,446
11/11	W	38-21	N.Y. Titans	11,653
11/18	W	42-14	Dallas Texans	14,721
11/25	L	10-24	Houston	27,123
12/04	L	14-38	at Buffalo	14,335
12/11	L	0-34	at Dallas Texans	12,000
12/18	L	21-37	at Houston	22,352

## Team Statistics

	PATS	OPP
<b>TOTAL FIRST DOWNS</b>	<b>234</b>	<b>237</b>
By Rushing	86	78
By Passing	126	135
By Penalty	22	24
<b>TOTAL NET YARDS</b>	<b>4116</b>	<b>4255</b>
Avg. per Game	294.0	303.9
Total Offensive Plays	874	935
Avg. per Play	4.7	4.6
<b>NET YARDS RUSHING</b>	<b>1512</b>	<b>1513</b>
Total Rushing Plays	363	477
Avg. per Rush	4.2	3.2
Avg. per Game	108.0	108.1
<b>NET YARDS PASSING</b>	<b>2604</b>	<b>2742</b>
Avg. per Game	186.0	195.0
Sacked/Yards Lost	36/261	29/219
Gross Yards Passing	2865	2958
Att./Completions	475/223	429/210
Completion Pct.	46.9	49.0
Had Intercepted	23	25
<b>PUNTS/AVERAGE</b>	<b>78/35.8</b>	<b>74/37.2</b>
<b>PENALTIES/YARDS</b>	<b>69/730</b>	<b>77/825</b>
<b>FUMBLES/BALLS LOST</b>	<b>36/22</b>	<b>41/20</b>
<b>TOUCHDOWNS</b>	<b>37</b>	<b>46</b>
Rushing	11	21
Passing	25	19
Returns	1	6
<b>Score by Periods</b>	<b>1 2 3 4 OT</b>	<b>Total</b>
Patriots	85 47 117 37 -	286
Opponents	36 119 89 105 -	349
<b>SCORING</b>	<b>TD Ru Pa Rt PAT FG S TP</b>	
Cappelletti	0 0 0 0 0 30/32 8/22 0	60
Colclough	9 0 0 0 0 0 0 0	54
Christy	6 4 2 0 0 0 0 0	36
Lofton	4 0 0 0 0 0 0 0	24
Miller	3 1 2 0 0 0 0 0	18
Johnson	3 0 0 0 0 0 0 0	18
Stephens	3 0 0 0 0 0 0 0	18
Crawford	2 2 0 0 0 0 0 0	14
Songin	2 2 0 0 0 0 0 0	12
Beach	1 0 0 1 0 0 0 0	6
Burton	1 1 0 0 0 0 0 0	6
Livingston	1 1 0 0 0 0 0 0	6
Shonta	1 0 0 1 0 0 0 0	6
Wells	1 0 0 1 0 0 0 0	6
Team	0 0 0 0 0 0 0 0	2
Cudzik	0 0 0 0 0 0/0 0/1 0	0
<b>Patriots</b>	<b>37 11 25 1 30/32 8/23 1 286</b>	
<b>Opponents</b>	<b>46 21 19 6 43/46 10/27 0 349</b>	
<b>2-pt conv.:</b>	Cappelletti 3-4, Crawford 1-1.	
<b>Patriots:</b>	4-5, Opp.: 0-0.	

RUSHING	NO	YDS	AVG	LG	TD
Miller	101	416	4.2	33	1
Christy	78	363	4.7	48	4
Burton	66	280	4.3	77	1
Crawford	51	238	4.7	39t	2
Wells	14	59	4.2	13	0
Greene	7	44	6.3	21	0
Songin	11	40	3.6	20	2
Garron	8	27	3.4	9	0
Crouthamel	4	16	4.0	6	0
Livingston	10	16	1.6	5	1
Washington	2	10	5.0	7	0
White	5	7	1.4	5	0
Beach	6	-4	-0.7	3	0
<b>Patriots</b>	<b>363</b>	<b>1512</b>	<b>4.2</b>	<b>77</b>	<b>11</b>
<b>Opponents</b>	<b>477</b>	<b>1513</b>	<b>3.2</b>	<b>87</b>	<b>21</b>

RECEIVING	NO	YDS	AVG	LG	TD
Colclough	49	666	13.6	61	9
Miller	29	284	9.8	48t	2
Christy	26	268	10.3	53	2
Stephens	22	320	14.5	53	3
Burton	21	196	9.3	35	0
Lofton	19	360	18.9	39	4
Wells	14	206	14.7	78	1
Johnson	11	186	16.9	51t	3
Crawford	10	92	9.2	40	0
Beach	9	132	14.7	51t	1
Green	3	52	17.3	31	0
White	2	24	12.0	13	0
Atchason	2	22	11.0	14	0
Long	2	10	5.0	5	0
Cappelletti	1	28	28.0	28	0
Cudzik	1	11	11.0	11	0
Garron	1	8	8.0	8	0
Livingston	1	0	0.0	0	0
<b>Patriots</b>	<b>223</b>	<b>2865</b>	<b>12.8</b>	<b>78</b>	<b>25</b>
<b>Opponents</b>	<b>210</b>	<b>2958</b>	<b>14.1</b>	<b>--</b>	<b>19</b>

INTERCEPTIONS	NO	YDS	AVG	LG	TD
Cappelletti	4	68	17.0	27	0
Jacobs	4	26	6.5	14	0
Brune	3	35	11.7	18	0
Washington	3	13	4.3	13	0
O'Hanley	3	1	0.3	1	0
Shonta	2	101	50.5	52	0
Soltis	2	33	16.5	33	0
Rudolph	2	13	6.5	13	0
Dee	1	14	14.0	14	0
Brown	1	8	8.0	8	0
<b>Patriots</b>	<b>25</b>	<b>312</b>	<b>12.5</b>	<b>52</b>	<b>0</b>
<b>Opponents</b>	<b>23</b>	<b>336</b>	<b>14.6</b>	<b>66t</b>	<b>3</b>

PUNTING	NO	YDS	AVG	LG	BLK
Greene	61	2253	36.9	66	1
Washington	17	539	31.7	48	0
<b>Patriots</b>	<b>78</b>	<b>2792</b>	<b>35.8</b>	<b>66</b>	<b>1</b>
<b>Opponents</b>	<b>74</b>	<b>2750</b>	<b>37.2</b>	<b>--</b>	<b>1</b>

PUNT RETURNS	NO	YDS	AVG	LG	TD
Wells	12	66	5.6	19	0
Christy	8	73	9.1	29	0
Brune	4	31	7.7	19	0
Beach	1	21	21.0	21	0
Cappelletti	1	3	3.0	3	0
Burton	1	0	0.0	0	0
<b>Patriots</b>	<b>27</b>	<b>194</b>	<b>7.2</b>	<b>29</b>	<b>0</b>
<b>Opponents</b>	<b>21</b>	<b>361</b>	<b>17.2</b>	<b>76t</b>	<b>3</b>

KICK RETURNS	NO	YDS	AVG	LG	TD
Christy	24	617	25.7	52	0
Wells	11	275	28.5	33	0
Beach	7	146	20.7	33	0
Burton	4	161	40.3	59	0
Cappelletti	4	100	25.0	37	0
Brune	2	39	19.5	20	0
Crouthamel	2	27	13.5	15	0
Garron	1	21	21.0	21	0
Smith	1	13	13.0	13	0
Hunt	1	8	8.0	8	0
DeLucca	1	8	8.0	8	0
Livingston	1	3	3.0	3	0
Greene	1	3	3.0	3	0
<b>Patriots</b>	<b>60</b>	<b>1421</b>	<b>23.7</b>	<b>59</b>	<b>0</b>
<b>Opponents</b>	<b>50</b>	<b>1123</b>	<b>22.5</b>	<b>88t</b>	<b>1</b>

**Sacks:** Rudolph 3.0, Dee 2.5, Jacobs 2.0, Sardisco 2.0, Addison 1.0, Hauser 0.5, Team 8.0.

FIELD GOALS 1-19	20-29	30-39	40-49	50+
Cappelletti	1-1	4-5	3-6	0-9
Cudzik	--	--	--	0-1
<b>Patriots</b>	<b>1-1</b>	<b>4-5</b>	<b>3-6</b>	<b>0-10</b>
<b>Opponents</b>	<b>4-4</b>	<b>3-6</b>	<b>1-6</b>	<b>2-11</b>

**Cappelletti:** (34G) () (50N) (23G,33G) (47N) (12G,48N,42N) (38N,48B) (42N,37N,27G,27G) (39N,30G,45B,43N) () (20G,40N) (43N,27N) () ().

**Cudzik:** () () () () () () () () () () () (48N) ()

**Opponents:** () (23G) (38N) () (40N)(42N,47N,9G) (35B,41N,18G) (47N,38N) (44N) (42N) (35N,20N,32N,16G) (27N,45G) (28N,42N,24G,49N,46G) (32G,26G,10G).

**Editors Note:** Due to insufficient data, the starting line-ups from 1960-67 are incomplete.

**1960 Coaching Staff:** Joe Collier, Defensive Backfield, Mike Holovak, Offensive Backfield, Red Miller, Offensive Line, Jerry Smith, Defensive Line.

No AFL All-Star Game Played

PASSING	ATT	CMP	YARDS	CMP%	YDS/ATT	TD	TD%	INT	INT%	LG	SK/YDS	RATING
Songin	392	187	2476	47.7	6.32	22	5.6	15	3.8	78	--/--	70.9
Greene	63	27	251	42.9	3.98	1	1.6	6	9.5	31	--/--	20.1
Christy	11	6	94	54.5	8.55	2	18.2	2	18.2	39	--/--	83.1
White	7	3	44	42.9	6.29	0	0.0	0	0.0	23	--/--	64.0
Dimitroff	2	0	0	0.0	0.00	0	0.0	0	0.0	0	--/--	39.6
<b>Patriots</b>	<b>475</b>	<b>223</b>	<b>2865</b>	<b>46.9</b>	<b>6.03</b>	<b>25</b>	<b>5.3</b>	<b>23</b>	<b>4.8</b>	<b>78</b>	<b>36/261</b>	<b>63.7</b>
<b>Opponents</b>	<b>429</b>	<b>210</b>	<b>2958</b>	<b>49.0</b>	<b>6.90</b>	<b>19</b>	<b>4.4</b>	<b>25</b>	<b>5.8</b>	<b>--</b>	<b>29/216</b>	<b>62.1</b>

# 1961 FINAL STATISTICS (9-4-1)

Head Coaches: Lou Saban (2-3), Mike Holovak (7-1-1) • Second in AFL East • Home Stadium: Boston University Field

DATE	W/L	SCORE	OPPONENT	ATTENDANCE
9/09	L	20-21	N.Y. Titans	16,683
9/16	W	45-17	Denver	14,479
9/23	W	23-21	at Buffalo	21,504
10/01	L	30-37	at N.Y. Titans	15,189
10/07	L	27-38	San Diego	17,748
10/13	T	31-31	Houston	15,070
10/22	W	52-21	Buffalo	9,398
10/29	W	18-17	at Dallas Texans	20,500
11/03	W	28-21	Dallas Texans	25,063
11/12	L	15-27	at Houston	35,649
11/17	W	20-17	Oakland	17,169
12/03	W	28-24	at Denver	9,303
12/09	W	35-21	at Oakland	6,500
12/17	W	41-0	at San Diego	21,339

## Team Statistics

	PATS	OPP
<b>TOTAL FIRST DOWNS</b>	<b>238</b>	<b>243</b>
By Rushing	93	72
By Passing	120	151
By Penalty	25	20
<b>TOTAL NET YARDS</b>	<b>4214</b>	<b>4123</b>
Avg. per Game	301.0	294.5
Total Offensive Plays	936	967
Avg. per Play	4.5	4.3
<b>NET YARDS RUSHING</b>	<b>1675</b>	<b>1041</b>
Total Rushing Plays	389	350
Avg. per Rush	4.3	3.0
Avg. per Game	119.6	74.4
<b>NET YARDS PASSING</b>	<b>2539</b>	<b>3082</b>
Avg. per Game	181.4	220.1
Sacked/Yards Lost	33/256	44/408
Gross Yards Passing	2795	3490
Att./Completions	420/206	479/241
Completion Pct.	49.0	50.3
Had Intercepted	21	22
<b>PUNTS/AVERAGE</b>	<b>64/37.6</b>	<b>71/40.7</b>
<b>PUNT RETURN/AVG</b>	<b>32/13.0</b>	<b>15/16.3</b>
<b>PENALTIES/YARDS</b>	<b>64/659</b>	<b>67/662</b>
<b>FUMBLES/BALLS LOST</b>	<b>24/9</b>	<b>36/20</b>
<b>TOUCHDOWNS</b>	<b>52</b>	<b>41</b>
Rushing	15	9
Passing	29	27
Returns	8	5

Score by Periods	1	2	3	4	OT	Total
Patriots	98	98	118	99	-	413
Opponents	45	109	51	108	-	313

SCORING	TD	Ru	Pa	Rt	PAT	FG	S	TP
Cappelletti	8	0	8	0	48/50	17/32	0	147
Lott	11	5	6	0	0	0	0	66
Colclough	9	0	9	0	0	0	0	54
Garron	6	2	3	1	0	0	0	36
Parilli	5	4	0	1	0	0	0	32
Webb	4	0	0	4	0	0	0	24
Stephens	3	0	2	1	0	0	0	18
Burton	3	2	0	1	0	0	0	18
Johnson	1	0	1	0	0	0	0	6
Moore	1	0	0	1	0	0	0	6
Yewcic	1	1	0	0	0	0	0	6
<b>Patriots</b>	<b>52</b>	<b>15</b>	<b>29</b>	<b>8</b>	<b>48/50</b>	<b>17/32</b>	<b>0</b>	<b>413</b>
<b>Opponents</b>	<b>41</b>	<b>9</b>	<b>27</b>	<b>5</b>	<b>40/40</b>	<b>9/23</b>	<b>0</b>	<b>313</b>

2-pt conv.: Parilli 1-1, Songin 0-1. Patriots 1-2, Opp.: 0-1.

RUSHING	NO	YDS	AVG	LG	TD
Lott	100	461	4.6	38	5
Garron	69	389	5.6	85t	2
Burton	82	260	3.2	43	2
Parilli	38	183	4.8	24	5
Crawford	41	148	3.6	34	0
West	26	90	3.5	31	0
Yewcic	11	51	4.6	13	1
Songin	8	39	4.9	11	0
Colclough	3	37	12.3	16	0
Schwedes	10	14	1.4	5	0
Washington	1	3	3.0	3	0
<b>Patriots</b>	<b>389</b>	<b>1675</b>	<b>4.3</b>	<b>85t</b>	<b>15</b>
<b>Opponents</b>	<b>350</b>	<b>1041</b>	<b>3.0</b>	<b>29</b>	<b>9</b>

RECEIVING	NO	YDS	AVG	LG	TD
Cappelletti	45	768	17.1	53	8
Colclough	42	757	18.0	58t	9
Lott	32	333	10.4	47	6
Garron	24	341	14.2	51t	2
Stephens	19	186	9.8	31	2
Burton	13	115	8.8	45	0
Crawford	9	85	9.4	25	0
Johnson	9	82	9.1	21	1
Yewcic	6	56	9.3	46	0
West	5	42	8.4	18	0
Schwedes	1	21	21.0	21	0
Shonta	1	9	9.0	9	0
<b>Patriots</b>	<b>206</b>	<b>2795</b>	<b>13.6</b>	<b>58t</b>	<b>29</b>
<b>Opponents</b>	<b>241</b>	<b>3490</b>	<b>14.5</b>	<b>75t</b>	<b>27</b>

INTERCEPTIONS	NO	YDS	AVG	LG	TD
Webb	5	153	30.6	59	2
Washington	4	45	11.3	33	0
Addison	4	17	4.3	10	0
Bruney	2	20	10.0	12	0
Robotti	2	18	9.0	11	0
Hall	2	12	6.0	12	0
Beach	1	37	37.0	37	0
Loudd	1	12	12.0	12	0
Shonta	1	12	12.0	12	0
<b>Patriots</b>	<b>22</b>	<b>326</b>	<b>14.8</b>	<b>59</b>	<b>2</b>
<b>Opponents</b>	<b>21</b>	<b>198</b>	<b>9.4</b>	<b>38</b>	<b>1</b>

PUNTING	NO	YDS	AVG	LG	Blk
Yewcic	64	2406	37.6	64	2
<b>Patriots</b>	<b>64</b>	<b>2406</b>	<b>37.6</b>	<b>64</b>	<b>2</b>
<b>Opponents</b>	<b>71</b>	<b>2887</b>	<b>40.7</b>	<b>70</b>	<b>2</b>

**1961 Coaching Staff:** Joe Collier, Defensive Backfield, Mike Holovak, Offensive Backfield, Red Miller, Offensive Line, Jerry Smith, Defensive Line.

**AFL All-Stars (7):** LB Tom Addison (1), DB Fred Bruney (1), WR Gino Cappelletti (1), DE Bob Dee (1), HB Larry Garron (1), DT Jim Hunt (1), G Charlie Leo (1).

PASSING	ATT	CMP	YARDS	CMP%	YDS/ATT	TD	TD%	INT	INT%	LG	SK/YDS	RATING
Songin	212	98	1429	46.2	6.74	14	6.6	9	4.2	58t	--/--	73.0
Parilli	198	104	1314	52.5	6.64	13	6.6	9	4.5	53	--/--	76.5
Yewcic	8	3	25	37.5	3.13	1	12.5	2	25.0	18t	--/--	46.4
Cappelletti	1	1	27	100.0	27.00	1	100.0	0	0.0	27t	--/--	158.3
Burton	1	0	0	0.0	0.00	0	0.0	1	0.0	0	--/--	0.0
<b>Patriots</b>	<b>420</b>	<b>206</b>	<b>2795</b>	<b>49.0</b>	<b>6.65</b>	<b>29</b>	<b>6.9</b>	<b>21</b>	<b>5.0</b>	<b>58t</b>	<b>33/256</b>	<b>72.9</b>
<b>Opponents</b>	<b>479</b>	<b>241</b>	<b>3490</b>	<b>50.3</b>	<b>7.29</b>	<b>27</b>	<b>5.6</b>	<b>22</b>	<b>4.6</b>	<b>75t</b>	<b>44/408</b>	<b>74.0</b>



# 1962 FINAL STATISTICS (9-4-1)

Head Coach: Mike Holovak • Second in AFL East • Home Stadium: Boston University Field

DATE	W/L	SCORE	OPPONENT	ATTENDANCE
9/08	L	28-42	at Dallas Texans	32,000
9/16	W	34-21 *	Houston	32,276
9/21	W	41-16	Denver	21,038
10/06	W	43-14	at N.Y. Titans	14,412
10/12	L	7-27	Dallas Texans	23,874
10/19	W	24-20	San Diego	20,888
10/26	W	26-16	Oakland	12,514
11/03	T	28-28	at Buffalo	33,247
11/11	W	33-29	at Denver	28,187
11/18	L	17-21	at Houston	35,250
11/23	W	21-10	Buffalo	20,021
11/30	W	24-17	N.Y. Titans	20,015
12/09	W	20-14	at San Diego	19,887
12/16	L	0-20	at Oakland	8,000

\*Harvard Stadium

SCORING	TD	Ru	Pa	Rt	PAT	FG	S	TP	PUNT RETURNS	NO	YDS	AVG	LG	TD
Cappelletti	5	0	5	0	38/40	20/37	0	128	Burton	21	122	5.8	22	0
Colclough	10	0	10	0			0	60	Bruney	3	8	2.7	7	0
Burton	7	2	4	1		0	42		Buoniconti	1	8	8.0	8	0
Garron	6	2	3	1		0	36		Hall	1	0	0.0	0	0
Crawford	4	2	2	0		0	26		<b>Patriots</b>	<b>26</b>	<b>138</b>	<b>5.3</b>	<b>22</b>	<b>0</b>
Yewcic	2	2	0	0		0	12		<b>Opponents</b>	<b>11</b>	<b>54</b>	<b>4.9</b>	<b>15</b>	<b>0</b>
Parilli	2	2	0	0		0	12							
Romeo	1	0	1	0		0	6		<b>KICK RETURNS</b>	<b>NO</b>	<b>YDS</b>	<b>AVG</b>	<b>LG</b>	<b>TD</b>
Addison	1	0	0	1		0	6		Garron	24	686	28.6	95t	1
King	1	1	0	0		0	6		Burton	13	238	18.3	42	0
Bruney	1	0	0	1		0	6		King	9	177	19.7	28	0
Hall	1	0	0	1		0	6		Stephens	2	46	23.0	31	0
<b>Patriots</b>	<b>41</b>	<b>11</b>	<b>25</b>	<b>5</b>	<b>38/40</b>	<b>20/37</b>	<b>0</b>	<b>346</b>	Crawford	2	24	12.0	18	0
<b>Opponents</b>	<b>36</b>	<b>14</b>	<b>19</b>	<b>3</b>	<b>32/33</b>	<b>15/26</b>	<b>0</b>	<b>295</b>	Loudd	1	15	15.0	15	0
<b>2-pt conv.:</b>	Crawford 1-1. Patriots 1-1. Opp.: 1-3.								Dee	1	14	14.0	14	0
									Jacobs	1	0	0.0	0	0
									<b>Patriots</b>	<b>53</b>	<b>1200</b>	<b>22.6</b>	<b>95t</b>	<b>1</b>
									<b>Opponents</b>	<b>64</b>	<b>1697</b>	<b>26.5</b>	<b>93t</b>	<b>1</b>

## Team Statistics

	PATS	OPP
<b>TOTAL FIRST DOWNS</b>	<b>230</b>	<b>220</b>
By Rushing	100	68
By Passing	114	136
By Penalty	16	16
<b>TOTAL NET YARDS</b>	<b>4736</b>	<b>4534</b>
Avg. per Game	338.3	323.9
Total Offensive Plays	943	982
Avg. per Play	5.0	4.6
<b>NET YARDS RUSHING</b>	<b>1970</b>	<b>1426</b>
Total Rushing Plays	432	393
Avg. per Rush	4.6	3.6
Avg. per Game	140.7	101.9
<b>NET YARDS PASSING</b>	<b>2766</b>	<b>3108</b>
Avg. per Game	197.6	222.0
Sacked/Yards Lost	23/164	34/327
Gross Yards Passing	2930	3435
Att./Completions	382/195	450/216
Completion Pct.	51.0	48.0
Had Intercepted	13	25
<b>PUNTS/AVERAGE</b>	<b>69/38.5</b>	<b>79/38.5</b>
<b>PUNT RETURNS/AVG</b>	<b>26/5.3</b>	<b>11/4.9</b>
<b>PENALTIES/YARDS</b>	<b>52/456</b>	<b>62/554</b>
<b>FUMBLES/BALLS LOST</b>	<b>37/20</b>	<b>26/10</b>
<b>TOUCHDOWNS</b>	<b>41</b>	<b>36</b>
Rushing	11	14
Passing	25	19
Returns	5	3
<b>Score by Periods</b>	<b>1 2 3 4 OT Total</b>	
<b>Patriots</b>	<b>50 116 78 102</b>	<b>- 346</b>
<b>Opponents</b>	<b>65 104 55 71</b>	<b>- 295</b>

RUSHING	NO	YDS	AVG	LG	TD
Burton	134	548	4.1	59	2
Crawford	139	459	3.3	22	2
Garron	67	392	5.9	41t	2
Yewcic	33	215	6.5	27t	2
Parilli	28	169	6.0	33t	2
King	21	144	6.9	71t	1
Lott	8	34	4.3	11	0
Colclough	1	14	14.0	14	0
Cappelletti	1	-5	-5.0	-5	0
<b>Patriots</b>	<b>432</b>	<b>1970</b>	<b>4.6</b>	<b>71t</b>	<b>11</b>
<b>Opponents</b>	<b>393</b>	<b>1426</b>	<b>3.6</b>	<b>63t</b>	<b>14</b>
RECEIVING	NO	YDS	AVG	LG	TD
Colclough	40	868	21.7	78t	10
Burton	40	461	11.5	69t	4
Romeo	34	608	17.8	62	1
Cappelletti	34	479	14.0	40	5
Crawford	22	224	10.1	44	2
Garron	18	236	8.4	63t	3
King	5	42	8.4	33	0
Webb	1	11	11.0	11	0
Lott	1	1	1.0	1	0
<b>Patriots</b>	<b>195</b>	<b>2930</b>	<b>15.0</b>	<b>78t</b>	<b>25</b>
<b>Opponents</b>	<b>216</b>	<b>3435</b>	<b>15.9</b>	<b>97t</b>	<b>19</b>

INTERCEPTIONS	NO	YDS	AVG	LG	TD
O'Hanley	5	83	16.6	28	0
Felt	5	73	14.6	22	0
Addison	5	42	8.4	16	1
Hall	3	94	31.3	47t	1
Bruney	3	70	23.3	33t	1
Buoniconti	2	3	1.5	3	0
Shonta	2	0	0.0	0	0
<b>Patriots</b>	<b>25</b>	<b>365</b>	<b>14.6</b>	<b>47</b>	<b>3</b>
<b>Opponents</b>	<b>13</b>	<b>55</b>	<b>4.2</b>	<b>15</b>	<b>1</b>

PUNTING	NO	YDS	AVG	LG	BLK
Yewcic	69	2654	38.5	56	1
<b>Patriots</b>	<b>69</b>	<b>2654</b>	<b>38.5</b>	<b>56</b>	<b>1</b>
<b>Opponents</b>	<b>79</b>	<b>3040</b>	<b>38.5</b>	<b>75</b>	<b>0</b>

**Sacks:** Eisenhauer 5.5, Addison 5.0, Dee 4.0, Richardson 3.0, Rudolph 3.0, Klein 1.5, Bruney 1.0, Buoniconti 1.0, Team 4.0.

FIELD GOALS	1-19	20-29	30-39	40-49	50+
Cappelletti	7-9	5-9	7-11	1-6	0-0
<b>Patriots</b>	<b>7-9</b>	<b>5-9</b>	<b>7-11</b>	<b>1-6</b>	<b>0-0</b>
<b>Opponents</b>	<b>5-7</b>	<b>3-5</b>	<b>3-5</b>	<b>4-9</b>	<b>0-0</b>

**Cappelletti:** (46B) (16N,46G,20G) (28G,33G) (28G,12G,38G) (44N,47N) (13G,31N) (25G,17G,31G,11G) (38N) (35G,37G,18G,14N, 39G) (30N,26G, 20N,26N) (25N) (32G) (29N,18G, 43B, 9G) (37N,44N,32N,26N).

**Opponents:** () (49N,10N) (37B,18G) () (33G, 26N,24G) (43G,27G) (19G,27N) (14N,46N) (39N,16G,19G,46G,45N) () (36G) (47N,47N,37G) (42G,42G) (19G,21G).

**Editors Note:** Due to insufficient data, the starting line-ups from 1960-67 are incomplete.

**1962 Coaching Staff:** Fred Bruney, Defensive Backfield, Marion Campbell, Defensive Line, Art Spinney, Offensive Line.

**AFL All-Stars (6):** LB Tom Addison (2), DB Fred Bruney (2), DE Larry Eisenhauer (1), WR Jim Colclough (1), DB Dick Felt (1), T Charlie Long (1).

PASSING	ATT	CMP	YARDS	CMP%	YDS/ATT	TD	TD%	INT	INT%	LG	SK/YDS	RATING
Parilli	252	140	1988	55.3	7.86	18	7.1	8	3.2	67t	--/--	91.8
Yewcic	126	54	903	42.9	7.17	7	5.6	5	4.0	78t	--/--	69.6
Garron	3	1	39	33.3	13.00	0	0.0	0	0.0	39	--/--	81.9
<b>Patriots</b>	<b>382</b>	<b>195</b>	<b>2930</b>	<b>51.0</b>	<b>7.67</b>	<b>25</b>	<b>6.5</b>	<b>13</b>	<b>3.4</b>	<b>78t</b>	<b>23/164</b>	<b>84.2</b>
<b>Opponents</b>	<b>450</b>	<b>216</b>	<b>3435</b>	<b>48.0</b>	<b>7.63</b>	<b>19</b>	<b>4.2</b>	<b>25</b>	<b>5.6</b>	<b>97t</b>	<b>34/327</b>	<b>64.8</b>

# 1963 FINAL STATISTICS (7-6-1)

Head Coach: Mike Holovak • First in AFL East • Home Stadium: Fenway Park

DATE	W/L SCORE	OPPONENT	ATTENDANCE
9/08	W 38-14 *	N.Y. Jets	24,120
9/14	L 13-17 at	San Diego	26,097
9/22	W 20-14 at	Oakland	17,131
9/29	L 10-14 at	Denver	18,636
10/05	L 24-31 at	N.Y. Jets	16,769
10/11	W 20-14	Oakland	26,494
10/18	W 40-21	Denver	25,418
10/26	L 21-28 at	Buffalo	29,243
11/01	W 45-3	Houston	31,185
11/10	L 6-7	San Diego	28,402
11/17	T 24-24	Kansas City	17,20
12/01	W 17-7	Buffalo	16,981
12/08	W 46-28 at	Houston	23,462
12/14	L 3-35 at	Kansas City	12,598
<b>AFL Playoffs</b>			
12/28	W 26-8 at	Buffalo	33,044
1/05	L 10-51 at	San Diego	30,127

\* game played at Boston College Alumni Stadium.

## Team Statistics

	PATS	OPP
<b>TOTAL FIRST DOWNS</b>	<b>227</b>	<b>222</b>
By Rushing	92	59
By Passing	115	144
By Penalty	20	19
<b>TOTAL NET YARDS</b>	<b>4201</b>	<b>3834</b>
Avg. per Game	300.1	273.9
Total Offensive Plays	874	842
Avg. per Play	4.8	4.6
<b>NET YARDS RUSHING</b>	<b>1618</b>	<b>1107</b>
Total Rushing Plays	437	310
Avg. per Rush	3.7	3.6
Avg. per Game	115.6	79.1
<b>NET YARDS PASSING</b>	<b>2583</b>	<b>2727</b>
Avg. per Game	184.5	194.8
Sacked/Yards Lost	27/233	56/526
Gross Yards Passing	2816	3253
Att./Completions	410/184	476/230
Completion Pct.	44.9	48.3
Had Intercepted	29	29
<b>PUNTS/AVERAGE</b>	<b>75/38.4</b>	<b>88/39.9</b>
<b>PUNT RETURNS/AVG</b>	<b>40/9.3</b>	<b>25/13.0</b>
<b>PENALTIES/YARDS</b>	<b>64/614</b>	<b>62/1583</b>
<b>FUMBLES/BALLS LOST</b>	<b>29/12</b>	<b>27/13</b>
<b>TOUCHDOWNS</b>	<b>37</b>	<b>35</b>
Rushing	16	12
Passing	17	21
Returns	4	2

Score by Periods	1	2	3	4	OT	Total
Patriots	60	97	72	98	-	327
Opponents	56	69	59	73	-	257

SCORING	TD	Ru	Pa	Rt	PAT	FG	S	TP
Cappelletti	2	0	2	0	35/36	22/38	0	113
Graham	5	0	5	0	0	0	0	30
Crump	5	5	0	0	0	0	0	30
Parilli	5	5	0	0	0	0	0	30
Garron	4	2	2	0	0	0	0	24
Colclough	3	0	3	0	0	0	0	18
Lott	3	2	1	0	0	0	0	18
Romeo	3	0	3	0	0	0	0	18
Suci	2	0	0	2	0	0	0	12
Buoniconti	1	0	0	1	0	0	0	6
Crawford	1	1	0	0	0	0	0	6
Yewcic	1	1	0	0	0	0	0	6
Neumann	1	0	1	0	0	0	0	6
Hunt	1	0	0	1	0	0	0	6
Rudolph	0	0	0	0	0	1	2	0
TEAM	0	0	0	0	0	1	2	0
<b>Patriots</b>	<b>37</b>	<b>16</b>	<b>17</b>	<b>4</b>	<b>35/36</b>	<b>22/38</b>	<b>2</b>	<b>327</b>
<b>Opponents</b>	<b>35</b>	<b>12</b>	<b>21</b>	<b>2</b>	<b>35/35</b>	<b>4/21</b>	<b>0</b>	<b>257</b>

2-pt conv.: Crawford 0-1, Patriots 0-1, Opp.: 0-0.

RUSHING	NO	YDS	AVG	LG	TD
Garrison	179	750	4.1	47	2
Crawford	71	233	3.3	19	1
Yewcic	22	161	7.3	46	1
Neumann	44	148	3.4	17	0
Parilli	36	126	3.5	19	5
Crump	49	120	2.5	21	5
Lott	35	78	2.2	7	2
Cappelletti	1	2	2.0	2	0
<b>Patriots</b>	<b>437</b>	<b>1618</b>	<b>3.7</b>	<b>47</b>	<b>16</b>
<b>Opponents</b>	<b>310</b>	<b>1107</b>	<b>3.6</b>	<b>68</b>	<b>12</b>

RECEIVING	NO	YDS	AVG	LG	TD
Colclough	42	693	16.5	56	3
Cappelletti	34	493	14.5	38	2
Romeo	32	418	13.1	38	3
Garron	26	418	16.0	76	2
Graham	21	550	26.1	77	5
Crawford	10	89	8.9	28	0
Neumann	10	48	4.8	16	1
Crump	6	46	7.7	12	0
Lott	3	61	20.3	55	1
<b>Patriots</b>	<b>184</b>	<b>2816</b>	<b>15.3</b>	<b>77</b>	<b>17</b>
<b>Opponents</b>	<b>230</b>	<b>3253</b>	<b>14.1</b>	<b>74</b>	<b>21</b>

INTERCEPTIONS	NO	YDS	AVG	LG	TD
Suci	7	277	39.6	98	2
Addison	4	27	6.7	17	0
Felt	3	81	27.0	35	0
O'Hanley	3	79	26.3	61	0
Buoniconti	3	42	14.0	26	0
Hall	3	24	8.0	14	0
Shonta	3	15	5.0	12	0
Hunt	1	78	78.0	78	1
Stephens	1	22	22.0	22	0
Eisenhauer	1	0	0.0	0	0
<b>Patriots</b>	<b>29</b>	<b>645</b>	<b>22.2</b>	<b>98</b>	<b>3</b>
<b>Opponents</b>	<b>29</b>	<b>353</b>	<b>12.2</b>	<b>62</b>	<b>1</b>

PUNTING	NO	YDS	AVG	LG	BLK
Yewcic	75	2880	38.4	65	2
<b>Patriots</b>	<b>75</b>	<b>2880</b>	<b>38.4</b>	<b>65</b>	<b>2</b>
<b>Opponents</b>	<b>88</b>	<b>3515</b>	<b>39.9</b>	<b>68</b>	<b>1</b>

PUNT RETURNS	NO	YDS	AVG	LG	TD
Suci	25	233	9.3	22	0
Stephens	14	117	8.3	26	0
Garron	1	23	23.0	23	0
<b>Patriots</b>	<b>40</b>	<b>373</b>	<b>9.3</b>	<b>26</b>	<b>0</b>
<b>Opponents</b>	<b>25</b>	<b>325</b>	<b>13.0</b>	<b>61</b>	<b>0</b>

KICK RETURNS	NO	YDS	AVG	LG	TD
Garron	28	693	24.7	58	0
Suci	17	360	21.1	35	0
Crump	3	33	11.0	14	0
Watson	1	9	9.0	9	0
Yates	1	0	0.0	0	0
<b>Patriots</b>	<b>50</b>	<b>1095</b>	<b>21.9</b>	<b>58</b>	<b>0</b>
<b>Opponents</b>	<b>68</b>	<b>1587</b>	<b>23.3</b>	<b>47</b>	<b>0</b>

**Sacks:** Eisenhauer 9.0, Dee 7.0, Buoniconti 6.5, Rudolph 6.0, Antwine 4.0, Addison 2.5, Hall 2.0, Richardson 1.0, Team 8.0.

FIELD GOALS	1-19	20-29	30-39	40-49	50+
Cappelletti	2-3	3-4	12-16	5-14	0-1
<b>Patriots</b>	<b>2-3</b>	<b>3-4</b>	<b>12-16</b>	<b>5-14</b>	<b>0-1</b>
<b>Opponents</b>	<b>0-1</b>	<b>1-2</b>	<b>2-9</b>	<b>1-8</b>	<b>0-1</b>

**Cappelletti:** (47N,31G,44N) (35G,9N,36G) (46G,47G) (49N,18G) (45N,22G) (37G,32G) (24G,34G,42G,32G) (23B) (48N,40N,37N,37G) (38N,36G,25G,37N,55N) (32G,40N,43N) (41N,43G) (33G,38N,32G,44G) (14G).

**Opponents:** (39N) (30N,31G) ( ) (43N, 38N, 52N) (36G,38N) ( ) ( ) (40N,42B) (46G) (12N, 48N) (36N,27G,25N,45N) (37N) ( ) (41N,37N, 49N).

**Editors Note:** Due to insufficient data, the starting line-ups from 1960-67 are incomplete.

**1963 Coaching Staff:** Fred Bruney, Defensive Backfield, Marion Campbell, Defensive Line, Art Spinney, Offensive Line.

**AFL All-Stars (11):** LB Tom Addison (3), DT Houston Antwine (1), LB Nick Buoniconti (1), WR/K Gino Cappelletti (2), DE Bob Dee (2), DE Larry Eisenhauer (2), RB Larry Garron (2), DB Ron Hall (1), G Charlie Long (2), G Billy Neighbors (1), QB Babe Parilli (1).

PASSING	ATT	CMP	YARDS	CMP%	YDS/ATT	TD	TD%	INT	INT%	LG	SK/YDS	RATING
Parilli	337	153	2345	45.4	6.96	13	3.9	24	7.1	77	--/--	52.1
Yewcic	70	29	444	41.4	6.34	4	5.7	5	7.1	57	--/--	52.3
Crawford	2	2	27	100.0	13.5	0	0.0	0	0.0	15	--/--	118.8
Garron	1	0	0	0.0	0.0	0	0.0	0	0.0	0	--/--	39.6
<b>Patriots</b>	<b>410</b>	<b>184</b>	<b>2816</b>	<b>44.9</b>	<b>6.87</b>	<b>17</b>	<b>4.1</b>	<b>29</b>	<b>7.1</b>	<b>77</b>	<b>27/233</b>	<b>52.5</b>
<b>Opponents</b>	<b>476</b>	<b>230</b>	<b>3253</b>	<b>48.3</b>	<b>6.83</b>	<b>21</b>	<b>4.4</b>	<b>29</b>	<b>6.1</b>	<b>74</b>	<b>56/526</b>	<b>60.2</b>

# 1964 FINAL STATISTICS (10-3-1)

Head Coach: Mike Holovak • Second in AFL East • Home Stadium: Fenway Park

DATE	W/L	SCORE	OPPONENT	ATTENDANCE
9/13	W	17-14	at Oakland	21,126
9/20	W	33-28	at San Diego	20,568
9/27	W	26-10	N.Y. Jets	22,716
10/04	W	39-10	at Denver	15,485
10/09	L	17-26	San Diego	35,096
10/16	T	43-43	Oakland	23,279
10/23	W	24-7	Kansas City	27,400
10/31	L	14-35	at N.Y. Jets	45,003
11/06	W	25-24	Houston	28,161
11/15	W	36-28	at Buffalo	42,308
11/20	W	12-7	Denver	24,979
11/29	W	34-17	at Houston	17,560
12/06	W	31-24	at Kansas City	13,166
12/20	L	14-24	Buffalo	38,021

## Team Statistics

	PATS	OPP
<b>TOTAL FIRST DOWNS</b>	<b>226</b>	<b>243</b>
By Rushing	66	63
By Passing	144	165
By Penalty	16	15
<b>TOTAL NET YARDS</b>	<b>4527</b>	<b>4360</b>
Avg. per Game	323.4	311.4
Total Offensive Plays	856	933
Avg. per Play	5.1	4.7
<b>NET YARDS RUSHING</b>	<b>1361</b>	<b>1143</b>
Total Rushing Plays	381	356
Avg. per Rush	3.6	3.2
Avg. per Game	97.2	81.6
<b>NET YARDS PASSING</b>	<b>3166</b>	<b>3217</b>
Avg. per Game	226.1	229.8
Sacked/Yards Lost	29/301	47/428
Gross Yards Passing	3467	3645
Att./Completions	476/229	530/261
Completion Pct.	48.1	49.2
Had Intercepted	27	31
<b>PUNTS/AVERAGE</b>	<b>78/38.0</b>	<b>82/41.5</b>
<b>PUNT RETURNS/AVG</b>	<b>38/7.3</b>	<b>24/7.7</b>
<b>PENALTIES/YARDS</b>	<b>53/467</b>	<b>84/744</b>
<b>FUMBLES/BALLS LOST</b>	<b>23/12</b>	<b>33/16</b>
<b>TOUCHDOWNS</b>	<b>41</b>	<b>36</b>
Rushing	9	10
Passing	31	23
Returns	1	3
<b>Score by Periods</b>	<b>1 2 3 4 OT Total</b>	<b>1 2 3 4 OT Total</b>
Patriots	61 84 98 122 -	365
Opponents	65 81 69 82 -	297

SCORING	TD	Ru	Pa	Rt	PAT	FG	S	TP
Cappelletti	7	0	7	0	36/36	25/39	0	155
Garron	9	2	7	0	0	0	0	54
Graham	6	0	6	0	0	0	0	36
Colclough	5	0	5	0	0	0	0	34
Burton	5	3	2	0	0	0	0	30
Romeo	4	0	4	0	0	0	0	24
Garrett	2	2	0	0	0	0	0	12
Parilli	2	2	0	0	0	0	0	12
O'Hanley	1	0	0	1	0	0	0	6
Rudolph	0	0	0	0	0	1	2	6
<b>Patriots</b>	<b>41</b>	<b>9</b>	<b>31</b>	<b>1</b>	<b>36/36</b>	<b>25/39</b>	<b>1</b>	<b>365</b>
<b>Opponents</b>	<b>36</b>	<b>10</b>	<b>23</b>	<b>3</b>	<b>32/33</b>	<b>14/30</b>	<b>0</b>	<b>297</b>

2-pt conv.: Cappelletti 1-1, Colclough 2-2, Parilli 0-2. Patriots 3-5, Opp.: 2-3.

RUSHING	NO	YDS	AVG	LG	TD
Garron	183	585	3.2	16	2
Burton	102	340	3.3	33	3
Garrett	56	259	4.6	58	2
Parilli	34	168	4.9	32	2
Cappelletti	1	7	7.0	7	0
Yewcic	5	2	0.4	2	0
<b>Patriots</b>	<b>381</b>	<b>1361</b>	<b>3.6</b>	<b>58</b>	<b>9</b>
<b>Opponents</b>	<b>356</b>	<b>1143</b>	<b>3.2</b>	<b>71</b>	<b>10</b>

RECEIVING	NO	YDS	AVG	LG	TD
Cappelletti	49	865	17.7	58t	7
Graham	45	720	16.0	80t	6
Garron	40	350	8.8	52t	7
Colclough	32	657	20.5	59t	5
Burton	27	306	11.3	59t	2
Romeo	26	445	17.1	38	4
Garrett	8	101	12.6	57	0
Snyder	1	12	12.0	12	0
Crawford	1	11	11.0	11	0
<b>Patriots</b>	<b>229</b>	<b>3467</b>	<b>15.1</b>	<b>80t</b>	<b>31</b>
<b>Opponents</b>	<b>261</b>	<b>3645</b>	<b>14.0</b>	<b>80t</b>	<b>23</b>

INTERCEPTIONS	NO	YDS	AVG	LG	TD
Hall	11	148	13.5	50	0
Webb	6	43	7.2	25	0
Buoniconti	5	75	15.0	26	0
O'Hanley	3	120	40.0	47	1
Felt	2	10	5.0	8	0
Addison	2	4	2.0	4	0
Shonta	1	21	21.0	21	0
Dukes	1	6	6.0	6	0
<b>Patriots</b>	<b>31</b>	<b>427</b>	<b>13.8</b>	<b>50</b>	<b>1</b>
<b>Opponents</b>	<b>27</b>	<b>485</b>	<b>18.0</b>	<b>70</b>	<b>1</b>

PUNTING	NO	YDS	AVG	LG	BLK
Yewcic	73	2787	38.7	63	1
Parilli	5	180	36.0	45	0
<b>Patriots</b>	<b>78</b>	<b>2967</b>	<b>38.0</b>	<b>63</b>	<b>1</b>
<b>Opponents</b>	<b>82</b>	<b>3401</b>	<b>41.5</b>	<b>67</b>	<b>1</b>

PUNT RETURNS	NO	YDS	AVG	LG	TD
Burton	11	78	7.1	19	0
Cloutier	20	136	6.8	40	0
Stephens	5	34	6.8	11	0
Garrett	2	28	14.0	28	0
<b>Patriots</b>	<b>38</b>	<b>276</b>	<b>7.3</b>	<b>40</b>	<b>0</b>
<b>Opponents</b>	<b>24</b>	<b>185</b>	<b>7.7</b>	<b>52</b>	<b>0</b>

KICK RETURNS	NO	YDS	AVG	LG	TD
Garrett	32	749	23.4	42	0
Garron	10	198	19.8	31	0
Burton	7	131	18.7	27	0
Dukes	2	33	16.5	17	0
Stephens	2	5	2.5	5	0
Cloutier	1	46	46.0	46	0
Romeo	1	5	5.0	5	0
Oakes	1	0	0.0	0	0
Watson	1	0	0.0	0	0
Yates	1	0	0.0	0	0
<b>Patriots</b>	<b>58</b>	<b>1167</b>	<b>20.1</b>	<b>46</b>	<b>0</b>
<b>Opponents</b>	<b>70</b>	<b>1637</b>	<b>23.4</b>	<b>93t</b>	<b>1</b>

**Sacks:** Eisenhauer 7.5, Antwine 5.5, Buoniconti 4.5, Dee 3.5, St. Jean 3.0, Hunt 2.5, Richardson 2.5, Rudolph 2.5, Dukes 2.0, O'Hanley 1.0, Shonta 1.0, Team 2.0.

FIELD GOALS	1-19	20-29	30-39	40-49	50+
Cappelletti	6-6	5-6	5-9	8-16	1-2
<b>Patriots</b>	<b>6-6</b>	<b>5-6</b>	<b>5-9</b>	<b>8-16</b>	<b>1-2</b>
<b>Opponents</b>	<b>5-6</b>	<b>0-2</b>	<b>5-8</b>	<b>4-13</b>	<b>0-1</b>

**Cappelletti:** (47N,46N,48G) (41G,57N, 45N, 26N,32G,37G,37G) (47G,26G, 49N,41G,42G, 44N) (11G,30G,16G, 47G,14G,17G) (48G) (41N,31N) (25G) (30N) (25G,33G,22G,41G) () (35N,51G) (35N,28G,15G,45N) (12G) (46N).

**Opponents:** (47N,48N) (26N,30G,12G) (40G, 47N) (32G) (54N,16G,17G) (41G, 33N,37G, 9B,38G) (43G) () (46N,23N, 10G) (41G,33G, 35N) (46N,39N) (49N,49G,41N) (42G) (12N).

**Editors Note:** Due to insufficient data, the starting line-ups from 1960-67 are incomplete.

**1964 Coaching Staff:** Art Spinney, Offensive Line, Carl Taseff, Defensive Backs, Chuck Weber, Defensive Line/Backfield.

**AFL All-Stars (9):** LB Tom Addison (4), DT Houston Antwine (2), LB Nick Buoniconti (2), WR/K Gino Cappelletti (3), DE Bob Dee (3), DE Larry Eisenhauer (3), RB Larry Garron (3), C Jon Morris (1), QB Babe Parilli (2).

PASSING	ATT	CMP	YARDS	CMP%	YDS/ATT	TD	TD%	INT	INT%	LG	SK/YDS	RATING
Parilli	473	228	3465	48.2	7.33	31	6.6	27	5.7	80t	27/279	70.8
Garron	2	0	0	0.0	0.0	0	0.0	0	0.0	0	0/0	39.6
Yewcic	1	1	2	100.0	2.0	0	0.0	0	0.0	2	0/0	79.2
Cappelletti	0	0	0	0.0	0.0	0	0.0	0	0.0	0	1/11	--
<b>Patriots</b>	<b>476</b>	<b>229</b>	<b>3467</b>	<b>48.1</b>	<b>7.28</b>	<b>31</b>	<b>6.5</b>	<b>27</b>	<b>5.7</b>	<b>80t</b>	<b>29/301</b>	<b>70.6</b>
<b>Opponents</b>	<b>530</b>	<b>261</b>	<b>3645</b>	<b>49.2</b>	<b>6.88</b>	<b>23</b>	<b>4.3</b>	<b>31</b>	<b>5.8</b>	<b>80t</b>	<b>47/428</b>	<b>61.9</b>

# 1965 FINAL STATISTICS (4-8-2)

Head Coach: Mike Holovak • Third in AFL East • Home Stadium: Fenway Park

DATE	W/L	SCORE	OPPONENT	ATTENDANCE
9/11	L	7-24	at Buffalo	45,502
9/19	L	10-31	at Houston	32,445
9/24	L	10-27	Denver	26,782
10/03	L	17-27	at Kansas City	26,773
10/08	L	10-24	Oakland	24,824
10/17	T	13-13	San Diego	20,924
10/24	L	21-30	at Oakland	20,858
10/31	W	22-6	at San Diego	33,366
11/07	L	7-23	Buffalo	24,415
11/14	L	20-30	N.Y. Jets	18,589
11/21	T	10-10	Kansas City	13,056
11/28	W	27-23	at N.Y. Jets	59,334
12/12	W	28-20	at Denver	27,207
12/18	W	42-14	Houston	14,508

## Team Statistics

	PATS	OPP
<b>TOTAL FIRST DOWNS</b>	<b>214</b>	<b>232</b>
By Rushing	55	92
By Passing	130	127
By Penalty	29	13
<b>TOTAL NET YARDS</b>	<b>3624</b>	<b>4131</b>
Avg. per Game	258.9	295.1
Total Offensive Plays	883	886
Avg. per Play	4.1	4.7
<b>NET YARDS RUSHING</b>	<b>1117</b>	<b>1531</b>
Total Rushing Plays	373	425
Avg. per Rush	3.0	3.6
Avg. per Game	79.8	109.4
<b>NET YARDS PASSING</b>	<b>2507</b>	<b>2600</b>
Avg. per Game	179.1	185.7
Sacks/Yards Lost	37/347	30/291
Gross Yards Passing	2854	2891
Att./Completions	473/193	431/206
Completion Pct.	40.8	47.8
Had Intercepted	29	21
<b>PUNTS/AVERAGE</b>	<b>82/40.1</b>	<b>78/42.1</b>
<b>PENALTIES/YARDS</b>	<b>58/537</b>	<b>72/658</b>
<b>FUMBLES/BALLS LOST</b>	<b>24/12</b>	<b>24/9</b>
<b>TOUCHDOWNS</b>	<b>27</b>	<b>34</b>
Rushing	8	10
Passing	19	17
Returns	0	7
<b>Score by Periods</b>	<b>1 2 3 4 OT Total</b>	<b>1 2 3 4 OT Total</b>
Patriots	39 98 46 61 -	244
Opponents	60 87 62 93 -	302

SCORING	TD	Ru	Pa	Rt	PAT	FG	S	TP
Cappelletti	9	0	0	0	27/27	17/27	0	132
Nance	5	5	0	0			0	30
Burton	3	1	2	0			0	18
Colclough	3	0	3	0			0	18
Garrett	3	1	2	0			0	18
Romeo	2	0	2	0			0	12
Garron	2	1	0	0			0	12
Cunningham	0	0	0	0		1	2	
Team	0	0	0	0		1	2	
<b>Patriots</b>	<b>27</b>	<b>8</b>	<b>19</b>	<b>0</b>	<b>27/27</b>	<b>17/27</b>	<b>2</b>	<b>244</b>
<b>Opponent</b>	<b>34</b>	<b>10</b>	<b>17</b>	<b>7</b>	<b>28/28</b>	<b>22/40</b>	<b>0</b>	<b>302</b>
2-pt conv: Patriots 0-0; Opp. 2-6 (1-4 pass; 1-2 run)								

RUSHING	NO	YDS	AVG	LG	TD
Nance	111	321	2.9	20	5
Garron	74	259	3.5	59	1
Parilli	50	200	4.0	17	0
Garrett	42	147	3.5	26	1
Burton	45	108	2.4	22	1
Bellino	24	49	2.0	10	0
Johnson	19	29	1.5	9	0
Wilson	8	4	0.5	17	0
<b>Patriots</b>	<b>373</b>	<b>1117</b>	<b>3.0</b>	<b>59</b>	<b>8</b>
<b>Opponents</b>	<b>425</b>	<b>1531</b>	<b>3.6</b>	<b>63t</b>	<b>10</b>

RECEIVING	NO	YDS	AVG	LG	TD
Colclough	40	677	16.9	41	3
Cappelletti	37	680	18.4	57t	9
Graham	25	316	12.6	33	0
Whalen	22	381	17.3	67	0
Garron	15	222	14.8	52	1
Romeo	15	203	13.5	36	2
Nance	12	83	6.9	22	0
Burton	10	127	12.7	73t	2
Garrett	7	49	7.0	15	2
Bellino	5	74	14.8	20	0
Johnson	4	29	7.3	23	0
Yewcic	1	13	13.0	13	0
<b>Patriots</b>	<b>193</b>	<b>2854</b>	<b>14.8</b>	<b>73t</b>	<b>19</b>
<b>Opponents</b>	<b>206</b>	<b>2891</b>	<b>14.0</b>	<b>85t</b>	<b>17</b>

INTERCEPTIONS	NO	YDS	AVG	LG	TD
Hall	3	35	11.7	29	0
Buoniconti	3	31	10.3	26	0
Shonta	2	46	23.0	27	0
Webb	2	45	22.5	45	0
Cunningham	2	16	8.0	10	0
Hennessey	2	14	7.0	14	0
Graves	2	0	0.0	0	0
Farmer	1	16	16.0	16	0
Addison	1	13	13.0	13	0
Dukes	1	10	10.0	10	0
O'Hanley	1	5	5.0	5	0
Antwine	1	2	2.0	2	0
<b>Patriots</b>	<b>21</b>	<b>233</b>	<b>11.1</b>	<b>45</b>	<b>0</b>
<b>Opponents</b>	<b>29</b>	<b>365</b>	<b>12.6</b>	<b>38t</b>	<b>4</b>

PUNTING	NO	YDS	AVG	LG	BLK
Yewcic	76	3094	40.7	70	2
Wilson	6	194	36.0	49	1
<b>Patriots</b>	<b>82</b>	<b>3288</b>	<b>40.1</b>	<b>70</b>	<b>3</b>
<b>Opponents</b>	<b>78</b>	<b>3281</b>	<b>42.1</b>	<b>64</b>	<b>0</b>

PUNT RETURNS	NO	FC	YDS	AVG	LG	TD
Burton	15	0	61	4.1	12	0
Cunningham	5	0	35	7.0	13	0
Hennessey	5	0	21	4.2	9	0
Garrett	1	0	19	19.0	19	0
Nance	1	0	16	16.0	16	0
<b>Patriots</b>	<b>27</b>	<b>0</b>	<b>152</b>	<b>5.6</b>	<b>19</b>	<b>0</b>
<b>Opponents</b>	<b>33</b>	<b>0</b>	<b>232</b>	<b>7.0</b>	<b>41</b>	<b>0</b>

**Sacks:** Eisenhauer 9.5, Antwine 3.5, Hunt 3.0, Buoniconti 2.0, Pyne 2.0, St. Jean 2.0, Addison 1.0, Hall 1.0, Dukes 0.5, Long 0.5, Team 2.0.

FIELD GOALS	1-19	20-29	30-39	40-49	50+
Cappelletti	5/5	4/7	7/11	0/2	1/2
<b>Patriots</b>	<b>5/5</b>	<b>4/7</b>	<b>7/11</b>	<b>0/2</b>	<b>1/2</b>
<b>Opponents</b>	<b>11/11</b>	<b>3/5</b>	<b>5/14</b>	<b>3/8</b>	<b>0/2</b>

**Cappelletti:** (47n) (33G,38n,25b) (16G) (18G) (13G) (21G,26b,22G) (-) (36n,30G, 33G) (29n) (35n,30G,30G,42n) (17G) (33G,53G) (-) (36n,20G,50n,10G, 24G, 31G).

**Opponents:** (34n,36G,30b) (36n,36b, 45G) (30G,18G) (14G,48G,43n,51n,36n) (47n,39n, 38G,37n) (40G,42n,10G) (22G, 34n,19G,9G) (49n,42n) (28G,16G,32G) (16G,19G,14G) (50n,32G,37n) (25n,14G, 13G,26G)(27b) ().

**Editors Note:** Due to insufficient data, the starting line-ups from 1960-67 are incomplete.

**1965 Coaching Staff:** Jesse Richardson, Defensive Line, Art Spinney, Offensive Line, Chuck Weber, Defensive Line/ Backfield.

**AFL All-Stars (4):** DT Houston Antwine (3), LB Nick Buoniconti (3), DE Bob Dee (4), C Jon Morris (2).

PASSING	ATT	CMP	YARDS	CMP%	YDS/ATT	TD	TD%	INT	INT%	LG	SK/YDS	RATING
Parilli	426	173	2597	40.6	6.10	18	4.2	26	6.1	73t	--/--	50.0
Wilson	46	20	257	43.5	5.59	1	2.2	3	6.5	30	--/--	41.7
Yewcic	1	0	0	0.0	0.00	0	0.0	0	0.0	0	--/--	39.6
<b>Patriots</b>	<b>473</b>	<b>193</b>	<b>2854</b>	<b>40.8</b>	<b>6.03</b>	<b>19</b>	<b>4.0</b>	<b>29</b>	<b>6.1</b>	<b>73t</b>	<b>37/347</b>	<b>49.1</b>
<b>Opponents</b>	<b>431</b>	<b>206</b>	<b>2891</b>	<b>47.8</b>	<b>6.71</b>	<b>17</b>	<b>3.9</b>	<b>21</b>	<b>4.9</b>	<b>85t</b>	<b>30/291</b>	<b>62.7</b>

# 1966 FINAL STATISTICS (8-4-2)

Head Coach: Mike Holovak • Second in AFL East • Home Stadium: Fenway Park

DATE	W/L	SCORE	OPPONENT	ATTENDANCE
9/10	L	0-24	at San Diego	29,539
9/18	W	24-10	at Denver	25,337
9/25	L	24-43	Kansas City	22,641
10/02	T	24-24	N.Y. Jets	27,255
10/08	W	20-10	at Buffalo	45,542
10/23	W	35-17	San Diego	32,371
10/30	W	24-21	Oakland	26,941
11/06	L	10-17	Denver	18,154
11/13	W	27-21	Houston	23,426
11/20	T	27-27	at Kansas City	41,475
11/27	W	20-14	at Miami	22,754
12/04	W	14-3	Buffalo	39,350
12/11	W	38-14	at Houston	17,100
12/17	L	28-38	at N.Y. Jets	58,921

## Team Statistics

	PATS	OPP
<b>TOTAL FIRST DOWNS</b>	<b>243</b>	<b>243</b>
By Rushing	100	68
By Passing	121	153
By Penalty	22	22
<b>TOTAL NET YARDS</b>	<b>4536</b>	<b>4491</b>
Avg. per Game	324.0	320.8
Total Offensive Plays	889	900
Avg. per Play	5.1	5.0
<b>NET YARDS RUSHING</b>	<b>1963</b>	<b>1135</b>
Total Rushing Plays	471	369
Avg. per Rush	4.2	3.1
Avg. per Game	140.2	81.1
<b>NET YARDS PASSING</b>	<b>2573</b>	<b>3356</b>
Avg. per Game	183.8	239.7
Sacked/Yards Lost	25/211	22/209
Gross Yards Passing	2784	3565
Att./Completions	393/186	509/247
Completion Pct.	47.3	48.5
Had Intercepted	21	22
<b>PUNTS/AVERAGE</b>	<b>76/36.5</b>	<b>86/38.5</b>
<b>PENALTIES/YARDS</b>	<b>64/601</b>	<b>76/757</b>
<b>FUMBLES/BALLS LOST</b>	<b>25/13</b>	<b>30/15</b>
<b>TOUCHDOWNS</b>	<b>38</b>	<b>36</b>
Rushing	17	7
Passing	20	26
Returns	1	3
<b>Score by Periods</b>	<b>1 2 3 4 OT Total</b>	<b>1 2 3 4 OT Total</b>
Patriots	58 111 89 57 -	315
Opponents	64 58 61 100 -	283

SCORING	TD	Ru	Pa	Rt	PAT	FG	S	TP
Cappelletti	6	0	0	0	35/36	16/32	0	119
Nance	11	11	0	0	0	0	0	66
Garron	9	4	5	0	0	0	0	54
Graham	4	0	4	0	0	0	0	24
Whalen	4	0	4	0	0	0	0	24
Cappadonna	1	1	0	0	0	0	0	8
Bellino	1	0	1	0	0	0	0	6
Hunt	1	0	0	1	0	0	0	6
Parilli	1	1	0	0	0	0	0	6
Romeo	0	0	0	0	0	0	0	2
<b>Patriots</b>	<b>38</b>	<b>17</b>	<b>20</b>	<b>1</b>	<b>35/36</b>	<b>16/32</b>	<b>0</b>	<b>315</b>
<b>Opponents</b>	<b>36</b>	<b>7</b>	<b>26</b>	<b>3</b>	<b>34/36</b>	<b>11/26</b>	<b>0</b>	<b>283</b>

2-pt conversions.: Cappadonna 1-1, Romeo 1-1.  
Patriots 2-2; opp. 0-0.

RUSHING	NO	YDS	AVG	LG	TD
Nance	299	1458	4.9	65t	11
Garron	101	319	3.2	54	4
Cappadonna	22	88	4.0	13	1
Parilli	28	42	1.5	17	1
Huarte	7	40	5.7	13	0
Garrett	13	21	1.6	5	0
Yewcic	1	-5	-5.0	-5	0
<b>Patriots</b>	<b>471</b>	<b>1963</b>	<b>4.2</b>	<b>65t</b>	<b>17</b>
<b>Opponents</b>	<b>369</b>	<b>1135</b>	<b>3.1</b>	<b>61</b>	<b>7</b>

RECEIVING	NO	YDS	AVG	LG	TD
Graham	51	673	13.2	42	4
Cappelletti	43	676	15.7	63t	6
Garron	30	416	13.9	61t	5
Whalen	29	502	17.3	45	4
Colclough	16	284	17.8	32	0
Nance	8	103	12.9	45	0
Bellino	6	77	12.8	25t	1
Romeo	2	46	23.0	29	0
Garrett	1	7	7.0	7	0
<b>Patriots</b>	<b>186</b>	<b>2784</b>	<b>15.0</b>	<b>63t</b>	<b>20</b>
<b>Opponents</b>	<b>247</b>	<b>3565</b>	<b>14.4</b>	<b>77t</b>	<b>26</b>

INTERCEPTIONS	NO	YDS	AVG	LG	TD
Hall	6	159	26.5	87	0
Hennessey	6	99	16.5	33	0
Buoniconti	4	43	10.8	41	0
Felt	2	35	17.5	32	0
Shonta	1	9	9.0	9	0
Fraser	1	3	3.0	3	0
Graves	1	0	0.0	0	0
Webb	1	0	0.0	0	0
<b>Patriots</b>	<b>22</b>	<b>348</b>	<b>15.8</b>	<b>87</b>	<b>0</b>
<b>Opponents</b>	<b>21</b>	<b>204</b>	<b>9.7</b>	<b>32t</b>	<b>2</b>

PUNTING	NO	YDS	AVG	LG	BLK
Fraser	55	2044	37.2	68	2
Yewcic	21	732	34.9	49	1
<b>Patriots</b>	<b>76</b>	<b>2776</b>	<b>36.5</b>	<b>68</b>	<b>3</b>
<b>Opponents</b>	<b>86</b>	<b>3312</b>	<b>38.5</b>	<b>60</b>	<b>1</b>

PUNT RETURNS	NO	FC	YDS	AVG	LG	TD
Hennessey	7	0	39	5.6	11	0
Johnson	7	0	37	5.3	12	0
Purvis	5	0	43	8.6	18	0
Bellino	4	0	19	4.8	13	0
Graves	1	0	5	5.0	5	0
<b>Patriots</b>	<b>24</b>	<b>0</b>	<b>143</b>	<b>6.0</b>	<b>18</b>	<b>0</b>
<b>Opponents</b>	<b>20</b>	<b>0</b>	<b>127</b>	<b>6.4</b>	<b>21</b>	<b>1</b>

KICK RETURNS	NO	YDS	AVG	LG	TD
Bellino	18	410	22.8	43	0
Cunningham	17	371	21.8	39	0
Purvis	8	185	23.1	34	0
Cappadonna	3	46	15.3	17	0
Garron	2	49	24.5	29	0
Johnson, B.	2	45	22.5	23	0
Singer	1	27	27.0	27	0
Mangum	1	8	8.0	8	0
Colclough	1	2	2.0	2	0
Johnson	1	2	2.0	2	0
<b>Patriots</b>	<b>54</b>	<b>1145</b>	<b>21.2</b>	<b>43</b>	<b>0</b>
<b>Opponents</b>	<b>46</b>	<b>988</b>	<b>21.5</b>	<b>62</b>	<b>0</b>

**Sacks:** Hunt 9.0, Eisenhauer 4.5, Dee 2.5, Addison 2.0, Farmer 2.0, Antwine 1.5, Fraser 1.5, Team 1.0.

FIELD GOALS	1-19	20-29	30-39	40-49	50+
Cappelletti	6/6	1/4	6/9	3/11	0/2
<b>Patriots</b>	<b>6/6</b>	<b>1/4</b>	<b>6/9</b>	<b>3/11</b>	<b>0/2</b>
<b>Opponents</b>	<b>6/6</b>	<b>1/5</b>	<b>2/7</b>	<b>2/7</b>	<b>0/1</b>

**Cappelletti:** (45n) (24n,44G,14G,32G) (30G) (51n,17G) (10G,47n,31G,50n) (47n) (14G,45n) (34b,33G,31n,20n) (28G,44G,29n) (31G,19G) (47b,32G, 49G,42n) (42n,41b) (13G,35n) ().

**Opponents:** (10G,40n) (18G) (11G) (48n,38n, 30n,17G) (33n,36n,37G,27n) (25n,43G) (45n, 28n,52n) (36G,42n) (34n, 48n) (23G,40G,28n) (-) (11G) (-) (12G).

**Editors Note:** Due to insufficient data, the starting line-ups from 1960-67 are incomplete.

**1966 Coaching Staff:** Rommie Loudd, Linebackers, Jesse Richardson, Defensive Line, Art Spinney, Offensive Line, Chuck Weber, Defensive Line/Backfield.

**AFL All-Stars (11):** DT Houston Antwine (4), LB Nick Buoniconti (4), WR/KC Gino Cappelletti (4), DE Larry Eisenhauer (4), DT Jim Lee Hunt (2), C Jon Morris (3), FB Jim Nance (1), T Tom Neville (1), QB Babe Parilli (3), DB Chuck Shonta (1), G Len St. Jean.

PASSING	ATT	CMP	YARDS	CMP%	YDS/ATT	TD	TD%	INT	INT%	LG	SK/YDS	RATING
Parilli	382	181	2721	47.4	7.12	20	5.2	20	5.2	63t	--/--	66.9
Huarte	11	5	63	45.5	5.73	0	0.0	1	9.0	17	--/--	25.9
<b>Patriots</b>	<b>393</b>	<b>186</b>	<b>2784</b>	<b>47.3</b>	<b>7.08</b>	<b>20</b>	<b>5.1</b>	<b>21</b>	<b>5.3</b>	<b>63t</b>	<b>25/211</b>	<b>65.7</b>
<b>Opponents</b>	<b>509</b>	<b>247</b>	<b>3565</b>	<b>48.5</b>	<b>7.00</b>	<b>26</b>	<b>5.1</b>	<b>22</b>	<b>4.3</b>	<b>77t</b>	<b>22/209</b>	<b>70.7</b>



# 1967 FINAL STATISTICS (3-10-1)

Head Coach: Mike Holovak • Fifth in AFL East • Home Stadium: Fenway Park

DATE	W/L	SCORE	OPPONENT	ATTENDANCE
9/03	L	21-26	at Denver	35,488
9/09	L	14-28	at San Diego	39,227
9/17	L	7-35	at Oakland	26,289
9/24	W	23-0	at Buffalo	45,748
10/08	T	31-31	at San Diego	23,620
10/15	W	41-10	Miami	23,955
10/22	L	14-48	Oakland	25,057
10/29	L	23-30	at N.Y. Jets	62,784
11/05	W	18-7	Houston	19,422
11/12	L	10-33	Kansas City	23,010
11/19	L	24-29	N.Y. Jets	26,790
11/26	L	6-27	at Houston	28,044
12/09	L	16-44	Buffalo	20,627
12/17	L	32-41	at Miami	25,969

## Team Statistics

	PATS	OPP
<b>TOTAL FIRST DOWNS</b>	<b>219</b>	<b>219</b>
By Rushing	80	61
By Passing	120	138
By Penalty	19	20
<b>TOTAL NET YARDS</b>	<b>4027</b>	<b>4206</b>
Avg. per Game	287.6	300.4
Total Offensive Plays	870	871
Avg. per Play	4.6	4.8
<b>NET YARDS RUSHING</b>	<b>1604</b>	<b>1350</b>
Total Rushing Plays	391	417
Avg. per Rush	4.1	3.2
Avg. per Game	114.6	96.4
<b>NET YARDS PASSING</b>	<b>2423</b>	<b>2856</b>
Avg. per Game	173.1	204.0
Sacked/Yards Lost	45/361	31/267
Gross Yards Passing	2784	3123
Att./Completions	434/191	423/211
Completion Pct.	44.0	49.9
Had Intercepted	32	17
<b>PUNTS/AVERAGE</b>	<b>65/40.5</b>	<b>73/41.9</b>
<b>PENALTIES/YARDS</b>	<b>59/520</b>	<b>70/722</b>
<b>FUMBLES/BALLS LOST</b>	<b>37/22</b>	<b>26/15</b>
<b>TOUCHDOWNS</b>	<b>33</b>	<b>48</b>
Rushing	10	12
Passing	20	28
Returns	3	8

Score by Periods	1	2	3	4	OT	TOTAL
Patriots	74	81	60	65	-	280
Opponents	76	139	66	108	-	389

SCORING	TD	Ru	Pa	Rt	PAT	FG	S	TP
Cappelletti	3	0	3	0	29/30	16/31	0	95
Nance	8	7	1	0			0	48
Garron	5	0	5	0			0	30
Whalen	5	0	5	0			0	30
Graham	4	0	4	0			0	24
Trull	3	3	0	0			0	18
Cappadona	1	0	1	0			0	6
Charles	1	0	0	1			0	6
Cunningham	1	0	0	1			0	6
Garrett	1	0	0	1			0	6
Leo	1	0	1	0			0	6
Buoniconti	0	0	0	0			1	2
Hunt	0	0	0	0			1	2
Canale	0	0	0	0	1/1	0/0	0	1
<b>Patriots</b>	<b>33</b>	<b>10</b>	<b>20</b>	<b>3</b>	<b>30/31</b>	<b>16/31</b>	<b>2</b>	<b>280</b>
<b>Opponent</b>	<b>48</b>	<b>12</b>	<b>28</b>	<b>8</b>	<b>44/46</b>	<b>19/31</b>	<b>2</b>	<b>389</b>

2-pt. Conversions: Patriots 0-2, Opp. 0-2.

RUSHING	No	Yds	Avg	Lg	TD
Nance	269	1216	4.5	53	7
Garron	46	163	3.5	20	0
Cappadona	28	100	3.6	11	0
Parilli	14	61	4.4	18	0
Trull	19	35	1.8	10	3
Bellino	6	15	2.5	10	0
Leo	1	7	7.0	7	0
Garrett	5	7	1.4	8	0
Huarte	2	5	2.5	4	0
Graham	1	-5	-5.0	-5	0
<b>Patriots</b>	<b>391</b>	<b>1604</b>	<b>4.1</b>	<b>53</b>	<b>10</b>
<b>Opponents</b>	<b>417</b>	<b>1350</b>	<b>3.2</b>	<b>67</b>	<b>12</b>

RECEIVING	No	YDS	AVG	LG	TD
Graham	41	606	14.8	79t	4
Whalen	39	651	16.7	41t	5
Cappelletti	35	397	11.3	35	3
Garron	30	507	16.9	66	5
Nance	22	196	8.9	36	1
Colclough	14	263	18.8	52	0
Cappadona	6	104	17.3	42	1
Leo	1	25	25.0	25t	1
Nichols	1	19	19.0	19	0
Garrett	1	12	12.0	12	0
Romeo	1	4	4.0	4	0
<b>Patriots</b>	<b>191</b>	<b>2784</b>	<b>14.6</b>	<b>79t</b>	<b>20</b>
<b>Opponents</b>	<b>211</b>	<b>3123</b>	<b>10.1</b>	<b>75t</b>	<b>28</b>

INTERCEPTIONS	No	YDS	AVG	LG	TD
Webb	4	91	22.8	41	0
Buoniconti	4	7	1.8	7	0
Shonta	3	57	19.0	28	0
Mitchell	3	9	3.0	9	0
Cunningham, J.	1	54	54.0	54	0
Charles	1	35	35.0	35t	0
Hall	1	4	4.0	4	0
<b>Patriots</b>	<b>17</b>	<b>257</b>	<b>15.1</b>	<b>54t</b>	<b>2</b>
<b>Opponents</b>	<b>32</b>	<b>640</b>	<b>20.0</b>	<b>68t</b>	<b>7</b>

PUNTING	No	YDS	AVG	LG	BLK
Swanson	65	2632	40.5	62	0
<b>Patriots</b>	<b>65</b>	<b>2632</b>	<b>40.5</b>	<b>62</b>	<b>0</b>
<b>Opponents</b>	<b>73</b>	<b>3062</b>	<b>41.9</b>	<b>60</b>	<b>1</b>

PUNT RETURNS	No	FC	YDS	AVG	LG	TD
Bellino	15	8	129	8.6	18	0
Cunningham, J.	17	5	105	6.2	44	0
Johnson	6	1	124	20.7	52	0
Leo	5	0	54	10.8	43	0
<b>Patriots</b>	<b>43</b>	<b>14</b>	<b>412</b>	<b>9.6</b>	<b>52</b>	<b>0</b>
<b>Opponents</b>	<b>31</b>	<b>12</b>	<b>252</b>	<b>8.1</b>	<b>39</b>	<b>0</b>

KICK RETURNS	No	YDS	AVG	LG	TD
Cunningham	30	627	20.9	41	0
Bellino	18	357	19.8	32	0
Leo	11	232	21.1	31	0
Garrett	4	73	18.3	20	0
Garron	3	73	24.3	26	0
Cappadona	3	26	14.5	20	0
Singer	2	29	14.5	20	0
Ilg	1	10	10.0	10	0
Johnson	1	9	9.0	9	0
<b>Patriots</b>	<b>73</b>	<b>1436</b>	<b>19.7</b>	<b>41</b>	<b>0</b>
<b>Opponents</b>	<b>45</b>	<b>946</b>	<b>21.0</b>	<b>51</b>	<b>0</b>

**Sacks:** Antwine 6.0, Eisenhower 6.0, Hunt 5.0, Dee 2.5, Buoniconti 1.0, Ilg 1.0, Satcher 1.0, Shonta 1.0, Philpott 0.5, Team 2.0.

FIELD GOALS	1-19	20-29	30-39	40-49	50+
Cappelletti	4/6	3/4	3/6	6/11	0/4
<b>Patriots</b>	<b>4/6</b>	<b>3/4</b>	<b>3/6</b>	<b>6/11</b>	<b>0/4</b>
<b>Opponents</b>	<b>7/8</b>	<b>6/7</b>	<b>4/6</b>	<b>2/9</b>	<b>0/1</b>

**Cappelletti:** (-) (38n) (-) (33G,23G,49n, 20n,44n,44n,45G) (37n,51n,41G) (36n, 17b) (-) (14G,42G,33G) (50n,40G,13b, 12G,18G) (47n,24G) (14G) (40G,50n, 51n,30G) (40n) (41G,20G).

**Opponents:** (20G,9G) (45n,50n,42n) (-) (49n,20n,39n) (32G,49n) (34G,35n) (12G, 24G) (41n,14G,21G,26G,15n) (-) (33G,36G) (40G,49n) (44G,47n,23G) (12G,11G,23G) (13G,13G).

**Editors Note:** Due to insufficient data, the starting line-ups from 1960-67 are incomplete.

**1967 Coaching Staff:** Rommie Loudd, Linebackers, Jesse Richardson, Defensive Line, Art Spinney, Offensive Line, Chuck Weber, Defensive Line/Backfield.

**AFL All-Stars (7):** DT Houston Antwine (5), LB Nick Buoniconti (5), RB Larry Garron (4), DT Jim Lee Hunt (3), C Jon Morris (4), FB Jim Nance (2), T Don Oakes (1).

PASSING	ATT	CMP	YARDS	CMP%	YDS/ATT	TD	TD%	INT	INT%	LG	SK/YDS	RATING
Parilli	344	161	2317	46.8	6.74	19	5.5	24	7.0	79t	29/250	58.5
Trull	81	27	442	33.3	5.46	1	1.2	7	8.6	52	11/75	20.7
Huarte	9	3	25	33.3	2.78	0	0.0	1	11.1	15	5/36	2.8
<b>Patriots</b>	<b>434</b>	<b>191</b>	<b>2784</b>	<b>44.0</b>	<b>6.41</b>	<b>20</b>	<b>4.6</b>	<b>32</b>	<b>7.4</b>	<b>79t</b>	<b>45/361</b>	<b>50.1</b>
<b>Opponents</b>	<b>423</b>	<b>211</b>	<b>3123</b>	<b>49.9</b>	<b>7.38</b>	<b>28</b>	<b>6.6</b>	<b>17</b>	<b>4.0</b>	<b>75t</b>	<b>31/267</b>	<b>79.7</b>

# 1968 FINAL STATISTICS (4-10)

Head Coach: Mike Holovak • Fourth in AFL East • Home Stadium: Fenway Park

DATE	W/L	SCORE	OPPONENT	ATTENDANCE
9/08	W	16-7	at Buffalo	38,865
9/22	L	31-47	*N.Y. Jets	29,192
9/29	W	20-17	at Denver	37,024
10/06	L	10-41	at Oakland	44,553
10/13	L	0-16	Houston	32,502
10/20	W	23-6	Buffalo	21,082
10/27	L	14-48	at N.Y. Jets	62,351
11/03	L	14-35	Denver	18,304
11/10	L	17-27	San Diego	19,278
11/17	L	17-31	at Kansas City	48,271
11/24	L	10-34	Miami	18,305
12/01	W	33-14	Cincinnati	17,796
12/08	L	7-38	at Miami	24,242
12/15	L	17-45	at Houston	34,198
* at Birmingham, Ala.				

## Team Statistics

TOTAL FIRST DOWNS	181	237						
By Rushing	69	86						
By Passing	94	123						
By Penalty	18	28						
TOTAL NET YARDS	3127	4415						
Avg. per Game	223.4	315.4						
Total Offensive Plays	868	922						
Avg. per Play	3.6	4.8						
NET YARDS RUSHING	1362	1825						
Total Rushing Plays	421	479						
Avg. per Rush	3.2	3.8						
Avg. per Game	97.3	130.4						
NET YARDS PASSING	1765	2590						
Avg. per Game	126.1	185.0						
Sacked/Yards Lost	38/356	27/236						
Gross Yards Passing	2121	2826						
Att./Completions	409/160	416/200						
Completion Pct.	39.1	48.1						
Had Intercepted	33	23						
PUNTS/AVERAGE	96/39.9	81/40.5						
PENALTIES/YARDS	67/682	70/874						
FUMBLES/BALLS LOST	28/20	37/17						
TOUCHDOWNS	26	49						
Rushing	8	22						
Passing	16	20						
Returns	2	7						
Score by Periods	1	2	3	4	OT	Total		
Patriots	45	57	65	62	-	229		
Opponents	83	111	89	123	-	406		
SCORING	TD	Ru	Pa	Rt	PAT	FG	S	TP
Cappelletti	2	0	2	0	26/26	15/27	0	83
Whalen	7	0	7	0			0	42
Marsh	4	0	4	0			0	24
Nance	4	4	0	0			0	24
Gamble	2	1	1	0			0	12
Thomas	2	2	0	0			0	12
Garron	1	1	0	0			0	6
Graham	1	0	1	0			0	6
Philpott	1	0	0	1			0	6
Scarpitto	1	0	1	0			0	6
Witt	1	0	0	1			0	6
Satcher	0	0	0	0			1	2
Patriots	26	8	16	2	26/26	15/27	1	229
Opponents	49	22	20	7	49/49	21/31	0	406
2-Pt. Conversions: Patriots 0-0, Opp. 0-0.								

RUSHING	NO	YDS	AVG	LG	TD
Nance	177	593	3.4	30t	4
Gamble	78	311	4.0	40t	1
Thomas	88	215	2.4	25	2
Garron	36	97	2.7	18	1
Sherman	25	80	3.2	17	0
Taliaferro	8	51	6.4	21	0
Marsh	4	8	2.0	11	0
Johnson	2	6	3.0	6	0
Cappelletti	1	2	2.0	2	0
Whalen	1	0	0.0	0	0
Corcoran	1	-1	-1.0	-1	0
<b>Patriots</b>	<b>421</b>	<b>1362</b>	<b>3.2</b>	<b>40t</b>	<b>8</b>
<b>Opponents</b>	<b>479</b>	<b>1825</b>	<b>3.8</b>	<b>55t</b>	<b>22</b>

RECEIVING	NO	YDS	AVG	LG	TD
Whalen	47	718	15.3	87t	7
Marsh	19	331	17.4	70t	4
Murphy	18	268	14.9	26	0
Graham	16	242	15.1	34	1
Nance	14	51	3.6	13	0
Cappelletti	13	182	14.0	30	2
Gamble	11	55	5.0	16	1
Thomas	10	85	8.5	32	0
Colclough	8	136	17.0	44	0
Scarpitto	2	49	24.5	33t	1
Garron	1	4	4.0	4	0
Canale	1	0	0.0	0	0
<b>Patriots</b>	<b>160</b>	<b>2121</b>	<b>13.3</b>	<b>87t</b>	<b>16</b>
<b>Opponents</b>	<b>200</b>	<b>2826</b>	<b>14.1</b>	<b>90t</b>	<b>20</b>

INTERCEPTIONS	NO	YDS	AVG	LG	TD
Mitchell	7	41	5.9	20	0
Philpott	4	31	7.8	17	0
Buoniconti	3	22	7.3	14	0
Johnson	2	33	16.5	19	0
McMahon	2	27	13.5	27	0
Charles	1	29	29.0	29	0
Cheyunski	1	21	21.0	21	0
Johnson	1	11	11.0	11	0
Witt	1	4	4.0	4t	1
Satcher	1	1	1.0	1	0
<b>Patriots</b>	<b>23</b>	<b>220</b>	<b>9.6</b>	<b>29t</b>	<b>1</b>
<b>Opponents</b>	<b>33</b>	<b>510</b>	<b>15.5</b>	<b>94t</b>	<b>3</b>

PUNTING	NO	YDS	AVG	LG	BLK
Swanson	62	2449	39.5	57	2
Scarpitto	34	1382	40.6	87	2
<b>Patriots</b>	<b>96</b>	<b>3831</b>	<b>39.9</b>	<b>87</b>	<b>4</b>
<b>Opponents</b>	<b>81</b>	<b>3280</b>	<b>40.5</b>	<b>65</b>	<b>0</b>

PUNT RETURNS	NO	FC	YDS	AVG	LG	TD
Porter	22	5	135	6.1	24	0
Johnson, B.	10	8	34	3.4	9	0
Leo	2	0	12	6.0	8	0
Graham	2	3	11	5.5	6	0
Johnson, D.	1	3	5	5.0	5	0
<b>Patriots</b>	<b>37</b>	<b>19</b>	<b>197</b>	<b>5.3</b>	<b>24</b>	<b>0</b>
<b>Opponents</b>	<b>59</b>	<b>13</b>	<b>502</b>	<b>8.5</b>	<b>76t</b>	<b>1</b>

KICK RETURNS	NO	YDS	AVG	LG	TD
Porter	36	812	22.6	61	0
Johnson, B.	22	442	20.1	36	0
Marsh	4	74	18.5	27	0
Johnson, D.	3	63	21.0	26	0
Long	2	20	10.0	11	0
Thomas	1	22	22.0	22	0
Graham	1	9	9.0	9	0
Cheyunski	1	0	0.0	0	0
Gamble	1	0	0.0	0	0
<b>Patriots</b>	<b>71</b>	<b>1442</b>	<b>20.3</b>	<b>61</b>	<b>0</b>
<b>Opponents</b>	<b>40</b>	<b>901</b>	<b>22.5</b>	<b>63</b>	<b>0</b>

**Sacks:** Antwine 7.5, Philpott 4.0, Byrd 3.5, Buoniconti 3.0, Witt 3.0, Hunt 1.5, Cheyunski 1.0, Toner 1.0, Eisenhauer 0.5, Team 2.0.

FIELD GOALS	1-19	20-29	30-39	40-49	50+
Cappelletti	4/4	6/7	4/6	1/8	0/2
<b>Patriots</b>	<b>4/4</b>	<b>6/7</b>	<b>4/6</b>	<b>1/8</b>	<b>0/2</b>
<b>Opponents</b>	<b>7/8</b>	<b>7/8</b>	<b>4/5</b>	<b>3/8</b>	<b>0/2</b>

**Cappelletti:** (10G,28G,30G) (31G) (50n, 22G, 42n,7G) (24G) (49n) (39G,50n,20G, 49n,16G) (-) (-) (25n,45n,35G) (29G,34b, 45n,35n) (15G,49n) (27G,42b) (-) (42G).

**Opponents:** (42n,47b) (30G,27G,27G, 48G) (27G,43n,24n) (19G,33G) (44G, 40b,13b, 15G,25G) (16G,11G) (12G, 23G) (-) (32G,33G) (40G,50n) (17G,22G) (-) (33n,25G) (54n,42n,16G).

**Starters: Offense:** WR Art Graham (6), Jim Colclough (4), Bill Murphy (4), LT Tom Funchess (12), Don Oakes (2); LG Justin Canale (13), Tom Funchess (1); C Jon Morris (14), RG Lennie St. Jean (13), Carl Singer (1); RT Tom Neville (13), D. Oakes (1); TE Jim Whalen (13), Bobby Nichols (1); WR Aaron Marsh (12), Gino Cappelletti (2); QB Mike Taliaferro (8), Tom Sherman (5), Jim Corcoran (1); RB R.C. Gamble (5), Jim Nance (5), Gene Thomas (3), Bill Murphy (1); FB J. Nance (7), R.C. Gamble (3), Larry Garron (2), G. Thomas (2).

**Defense:** LE Dennis Byrd (10), Jim Lee Hunt (4); LT J.L. Hunt (10), D. Byrd (4); RE Larry Eisenhauer (8), Mel Witt (6); RT Houston Antwine (14); LLB Ed Philpott (14); MLB Nick Buoniconti (9), Jim Cheyunski (4), Ray Ilg (1); RLB Doug Satcher (13), Ed Koontz (1); LCB Leroy Mitchell (13), Daryl Johnson (1); RCB D. Johnson (10), John Charles (1), Bill Johnson (1), Art McMahon (1), L. Mitchell (1); SS J. Charles (6), Don Webb (4), B. Johnson (3), A. McMahon (1); FS D. Webb (5), J. Charles (4), A. McMahon (3), B. Johnson (1), D. Johnson (1).

**1968 Coaching Staff:** Claude Gibson, Defensive Backfield, Jesse Richardson, Defensive Line, Art Spinney, Offensive Line, Tom Yewcic Offensive Backfield.

**AFL All-Stars (5):** DT Houston Antwine (6), WR/K Gino Cappelletti (5), CB Leroy Mitchell (1), C Jon Morris (5), T Tom Neville (2).

PASSING	ATT	CMP	YARDS	CMP%	YDS/ATT	TD	TD%	INT	INT%	LG	SK/YDS	RATING
Sherman	226	90	1199	39.8	5.31	12	5.3	16	7.1	87t	19/190	45.6
Taliaferro	176	67	889	38.1	5.05	4	2.3	15	8.5	70t	18/156	26.9
Corcoran	7	3	33	42.9	4.71	0	0.0	2	28.6	14	1/10	17.9
<b>Patriots</b>	<b>409</b>	<b>160</b>	<b>2121</b>	<b>39.1</b>	<b>5.19</b>	<b>16</b>	<b>3.9</b>	<b>33</b>	<b>8.1</b>	<b>87t</b>	<b>38/356</b>	<b>35.7</b>
<b>Opponents</b>	<b>416</b>	<b>200</b>	<b>2826</b>	<b>48.1</b>	<b>6.79</b>	<b>20</b>	<b>4.8</b>	<b>23</b>	<b>5.5</b>	<b>90t</b>	<b>27/236</b>	<b>63.4</b>

# 1969 FINAL STATISTICS (4-10)

Head Coach: Clive Rush • Tied Third in AFL East • Home Stadium: Alumni Stadium (Boston College)

DATE	W/L	SCORE	OPPONENT	ATTENDANCE
9/14	L	7-35	at Denver	43,679
9/21	L	0-31	Kansas City	22,002
9/28	L	23-38	Oakland	19,069
10/05	L	14-23	N.Y. Jets	25,584
10/11	L	16-23	at Buffalo	46,201
10/19	L	10-13	San Diego	18,346
10/26	L	17-23	at N.Y. Jets	62,298
11/02	W	24-0	Houston	19,006
11/09	L	16-17	Miami	19,821
11/16	W	25-14	at Cincinnati	27,927
11/23	W	35-21	Buffalo	25,584
11/30	W	38-23	at Miami	32,121
12/07	L	18-28	at San Diego	33,146
12/14	L	23-27	at Houston	39,215

## Team Statistics

	PATS	OPP
<b>TOTAL FIRST DOWNS</b>	<b>166</b>	<b>278</b>
By Rushing	64	142
By Passing	87	115
By Penalty	15	21
<b>TOTAL NET YARDS</b>	<b>3419</b>	<b>4810</b>
Avg. per Game	244.2	343.6
Total Offensive Plays	729	898
Avg. per Play	4.7	5.4
<b>NET YARDS RUSHING</b>	<b>1489</b>	<b>2359</b>
Total Rushing Plays	367	528
Avg. per Rush	4.1	4.5
Avg. per Game	106.4	168.5
<b>NET YARDS PASSING</b>	<b>1930</b>	<b>2451</b>
Avg. per Game	138.6	175.1
Sacked/Yards Lost	24/261	22/159
Gross Yards Passing	2191	2619
Att./Completions	338/162	348/203
Completion Pct.	47.9	58.3
Had Intercepted	18	20
<b>PUNTS/AVERAGE</b>	<b>70/41.5</b>	<b>55/38.6</b>
<b>PENALTIES/YARDS</b>	<b>77/837</b>	<b>69/810</b>
<b>FUMBLES/BALLS LOST</b>	<b>15/10</b>	<b>33/14</b>
<b>TOUCHDOWNS</b>	<b>32</b>	<b>38</b>
Rushing	11	18
Passing	19	18
Returns	2	2

Score by Periods	1	2	3	4	OT	Total
Patriots	88	63	24	91	-	266
Opponents	78	82	92	64	-	316

SCORING	TD	Ru	Pa	Rt	PAT	FG	S	TP
Cappelletti	0	0	0	0	26/27	14/34	0	68
Frazier	7	0	7	0	0	0	0	42
Garrett	7	5	2	0	0	0	0	42
Nance	6	6	0	0	0	0	0	36
Sellers	6	0	6	0	0	0	0	36
Rademacher	3	0	3	0	0	0	0	18
Johnson	1	0	0	1	0	0	0	8
Charles	1	0	0	1	0	0	0	6
Whalen	1	0	1	0	0	0	0	6
Jones	0	0	0	0	0	0	1	2
Hammond	0	0	0	0	0	0	0	2

Patriots	32	11	19	2	26/27	14/34	2	266
Opponents	38	18	18	2	37/38	17/28	0	316

2-Pt. Conversions: Hammond 1-1, Janik 0-1, Taliaferro 0-1, Patriots 1-3, Opp. 0-0.

RUSHING	NO	YDS	AVG	LG	TD
Nance	193	750	3.9	43	6
Garrett	137	691	5.0	80t	5
Gamble	16	35	2.2	9	0
Blanks	7	30	4.3	12	0
Frazier	2	-1	-0.5	9	0
Taliaferro	12	-16	-1.3	2	0
<b>Patriots</b>	<b>367</b>	<b>1489</b>	<b>4.1</b>	<b>80t</b>	<b>11</b>
<b>Opponents</b>	<b>528</b>	<b>2359</b>	<b>4.5</b>	<b>72</b>	<b>18</b>

RECEIVING	NO	YDS	AVG	LG	TD
Garrett	29	267	9.2	34	2
Nance	29	168	5.8	27	0
Sellers	27	705	26.1	77	6
Frazier	19	306	16.1	50t	7
Rademacher	17	217	12.8	40	3
Whalen	16	235	14.7	47	1
Marsh	8	108	13.5	21	0
Gamble	7	74	10.6	20	0
Brown	6	69	11.5	15	0
Blanks	2	16	8.0	13	0
Cappelletti	1	21	21.0	21	0
Richardson	1	5	5.0	5	0
<b>Patriots</b>	<b>162</b>	<b>2191</b>	<b>13.5</b>	<b>77</b>	<b>19</b>
<b>Opponents</b>	<b>203</b>	<b>2610</b>	<b>12.9</b>	<b>76t</b>	<b>18</b>

INTERCEPTIONS	NO	YDS	AVG	LG	TD
Carwell	4	114	28.5	38	0
Charles	4	46	11.5	25t	1
Philpott	4	37	9.2	16	0
Webb	2	32	16.0	32	0
Johnson	2	23	11.5	23	0
Cheyunski	1	37	37.0	37	0
Bramlett	1	26	26.0	26	0
Janik	1	8	8.0	8	0
Schottenheimer	1	3	3.0	3	0
<b>Patriots</b>	<b>20</b>	<b>326</b>	<b>16.3</b>	<b>38</b>	<b>1</b>
<b>Opponents</b>	<b>18</b>	<b>225</b>	<b>12.5</b>	<b>37</b>	<b>1</b>

PUNTING	NO	YDS	AVG	LG	BLK
Janik	70	2903	41.5	56	0
<b>Patriots</b>	<b>70</b>	<b>2903</b>	<b>41.5</b>	<b>56</b>	<b>0</b>
<b>Opponents</b>	<b>55</b>	<b>2123</b>	<b>38.6</b>	<b>56</b>	<b>0</b>

PUNT RETURNS	NO	FC	YDS	AVG	LG	TD
Garrett	12	0	159	13.3	45	0
Carwell	5	0	43	8.6	13	0
Blanks	5	2	10	2.0	12	0
Janik	1	0	0	0.0	0	0
Gamble	0	1	0	0.0	0	0
Gladieux	0	3	0	0.0	0	0
<b>Patriots</b>	<b>23</b>	<b>6</b>	<b>212</b>	<b>9.2</b>	<b>45</b>	<b>0</b>
<b>Opponents</b>	<b>19</b>	<b>21</b>	<b>114</b>	<b>6.0</b>	<b>64</b>	<b>0</b>

KICK RETURNS	NO	YDS	AVG	LG	TD
Garrett	28	792	28.3	63	0
Marsh	6	136	22.7	41	0
Blanks	6	131	21.8	25	0
Scott	6	43	7.2	14	0
Gladieux	4	61	15.3	20	0
Carwell	1	28	28.0	28	0
Gamble	1	23	23.0	23	0
Berger	1	20	20.0	20	0
Schottenheimer	1	13	13.0	13	0
<b>Patriots</b>	<b>54</b>	<b>1247</b>	<b>23.1</b>	<b>63</b>	<b>0</b>
<b>Opponents</b>	<b>56</b>	<b>1068</b>	<b>19.1</b>	<b>47</b>	<b>0</b>

**Sacks:** Antwine 5.0, Hunt 3.5, Eisenhauer 3.0, Berger 2.0, Cheyunski 1.5, Carwell 1.0, Henke 1.0, Jacobs 1.0, Philpott 1.0, Witt 1.0, Team 2.0.

FIELD GOALS	1-19	20-29	30-39	40-49	50+
Cappelletti	6/7	1/4	6/12	1/9	0/2
<b>Patriots</b>	<b>6/7</b>	<b>1/4</b>	<b>6/12</b>	<b>1/9</b>	<b>0/2</b>
<b>Opponents</b>	<b>8/8</b>	<b>7/9</b>	<b>2/8</b>	<b>0/2</b>	<b>0/1</b>

**Cappelletti:** (23n) (47n) (50n,16G) (-) (47n,32G,29n) (46n,18n,32G) (39G,49n) (30n,30G,41n) (22n,50n,17G) (11G,36G,43n,45n,43G,38n,33n) (49n,30n) (37n, 13G) (34n,34G) (10G,19G,27G).

**Opponents:** (35n) (16G) (25G,27n) (34n,16G,24G,13G) (24G,22G,22G) (12G,28G,28n) (38G,37n,32G,13G) (35n) (17G,41n,31n) (55n) (-) (22G) (-) (30n, 48n,13G,19G).

**Starters: Offense:** WR Charley Frazier (11), Bill Rademacher (3); LT Tom Funchess (14); LG Mike Montler (11), Charlie Long (3); C Jon Morris (14); RG Lennie St. Jean; RT Tom Neville (14); TE Jim Whalen (11), Barry Brown (2), C. Frazier (1); WR Ron Sellers (9), Aaron Marsh (4), B. Rademacher (1); QB Mike Taliaferro (14); RB Carl Garrett (5), Jim Nance (5), R.C. Gamble (4); FB J. Nance (9), C. Garrett (1), R.C. Gamble (1).

**Defense:** LE Karl Henke (7), Ray Jacobs (5), John Cagle (1), Mel Witt (1); LT Jim Lee Hunt (14); RE Larry Eisenhauer (13), Ron Berger (1); RE Houston Antwine (14); LLB Ed Philpott (14); MLB Jim Cheyunski (14); John Bramlett (12), Marty Schottenheimer (1), J.R. William (1); LCB Larry Carwell (13), John Outlaw (1); RCB Daryl Johnson (14); SS John Charles (11), Don Webb (2), Tom Janik (1); FS D. Webb (12), J. Charles (2).

**1969 Coaching Staff:** Bruce Beatty, Offensive Line, Bill Elias, Defensive Backfield, John Mazur, Offensive Backfield, John Meyer, Linebackers, Jesse Richardson, Defensive Line, Jerry Stoltz, Receivers.

**AFL All-Stars (5):** RB Carl Garrett (1), DT Jim Lee Hunt (4), C Jon Morris (6), WR Ron Sellers (1), QB Mike Taliaferro (1), S Don Webb (1).

PASSING	ATT	CMP	YARDS	CMP%	YDS/ATT	TD	TD%	INT	INT%	LG	SK/YDS	RATING
Taliaferro	331	160	2160	48.3	6.53	19	5.7	18	5.4	77	24/261	66.0
Hammond	6	2	31	33.3	5.17	0	0.0	0	0.0	18	0/0	51.4
Garrett	1	0	0	0.0	0.0	0	0.0	0	0.0	0	0/0	39.6
<b>Patriots</b>	<b>338</b>	<b>162</b>	<b>2191</b>	<b>47.9</b>	<b>6.48</b>	<b>19</b>	<b>5.6</b>	<b>18</b>	<b>5.3</b>	<b>77</b>	<b>24/261</b>	<b>65.6</b>
<b>Opponents</b>	<b>348</b>	<b>203</b>	<b>2610</b>	<b>58.3</b>	<b>7.50</b>	<b>18</b>	<b>5.2</b>	<b>20</b>	<b>5.7</b>	<b>76t</b>	<b>22/159</b>	<b>75.2</b>

# 1970 FINAL STATISTICS (2-12)

Head Coaches: Clive Rush (1-6), John Mazur (1-6) • Fifth in AFC East • Home Stadium: Harvard Stadium

DATE	W/L	SCORE	OPPONENT	ATTENDANCE
9/20	W	27-14	Miami	32,607
9/27	L	21-31	N.Y. Jets	36,040
10/04	L	6-14	Baltimore	38,235
10/11	L	10-23	at Kansas City	50,698
10/18	L	0-16	N.Y. Giants	39,091
10/25	L	3-27	at Baltimore	60,240
11/01	L	10-45	Buffalo	31,148
11/08	L	0-31	at St. Louis	46,466
11/15	L	14-16	San Diego	30,597
11/22	L	3-17	at N.Y. Jets	61,822
11/29	W	14-10	at Buffalo	31,427
12/06	L	20-37	at Miami	51,032
12/13	L	14-35	Minnesota	37,819
12/20	L	7-45	at Cincinnati	60,157

## Team Statistics

	PATS	OPP
<b>TOTAL FIRST DOWNS</b>	<b>184</b>	<b>242</b>
By Rushing	63	115
By Passing	98	105
By Penalty	23	22
<b>TOTAL NET YARDS</b>	<b>2626</b>	<b>4261</b>
Avg. per Game	187.6	304.4
Total Offensive Plays	768	865
Avg. per Play	3.4	4.9
<b>NET YARDS RUSHING</b>	<b>1040</b>	<b>2074</b>
Total Rushing Plays	334	503
Avg. per Rush	3.1	4.1
Avg. per Game	74.3	148.1
<b>NET YARDS PASSING</b>	<b>1586</b>	<b>2187</b>
Avg. per Game	113.3	156.2
Sacks/Yards Lost	42/389	28/243
Gross Yards Passing	1975	2430
Att./Completions	392/176	334/177
Completion Pct.	44.9	53.0
Had Intercepted	28	8
<b>PUNTS/AVERAGE</b>	<b>86/39.1</b>	<b>63/43.8</b>
<b>PENALTIES/YARDS</b>	<b>88/849</b>	<b>101/1096</b>
<b>FUMBLES/BALLS LOST</b>	<b>18/13</b>	<b>33/17</b>
<b>TOUCHDOWNS</b>	<b>18</b>	<b>44</b>
Rushing	11	20
Passing	7	19
Returns	0	5
<b>Score by Periods</b>	<b>1 2 3 4 OT</b>	<b>Total</b>
<b>Patriots</b>	<b>13 50 41 45 0</b>	<b>149</b>
<b>Opponents</b>	<b>92 131 55 83 0</b>	<b>361</b>
<b>SCORING</b>	<b>TD Ru Pa Rt PAT FG S TP</b>	
Nance	7 7 0 0	0 42
Cappelletti	0 0 0 0	12/13 6/15 0 30
Garrett	4 4 0 0	0 24
Sellers	4 0 4 0	0 24
Turner	2 0 2 0	0 12
Gogolak	0 0 0 0	5/5 2/7 0 11
<b>Knief</b>	<b>1 0 1 0</b>	<b>0 6</b>
<b>Patriots</b>	<b>18 11 7 0</b>	<b>17/18 8/22 0 149</b>
<b>Opponents</b>	<b>44 20 19 5</b>	<b>44/44 17/28 1 361</b>

RUSHING	NO	YDS	AVG	LG	TD
Nance	145	522	3.6	21	7
Garrett	88	272	3.1	26	4
Lawson	56	99	1.8	15	0
Kapp	20	71	3.6	14	0
Blanks	13	44	3.4	12	0
Ray	5	13	2.6	4	0
Taliaferro	3	11	3.7	6	0
Gladieux	4	8	2.0	8	0
<b>Patriots</b>	<b>334</b>	<b>1040</b>	<b>3.1</b>	<b>26</b>	<b>11</b>
<b>Opponents</b>	<b>503</b>	<b>2074</b>	<b>4.1</b>	<b>56t</b>	<b>20</b>

RECEIVING	NO	YDS	AVG	LG	TD
Sellers	38	550	14.5	48	4
Turner	28	428	15.3	43	2
Garrett	26	216	8.3	29	0
Nance	26	148	5.7	16	0
Brown	15	145	9.7	22	0
Beer	11	150	13.6	25	0
Lawson	11	113	10.3	19	0
Frazier	9	86	9.6	16	0
Blanks	5	49	9.8	18	0
Rademacher	4	51	12.8	16	0
Knief	3	39	13.0	22t	1
<b>Patriots</b>	<b>176</b>	<b>1975</b>	<b>11.2</b>	<b>48</b>	<b>7</b>
<b>Opponents</b>	<b>177</b>	<b>2430</b>	<b>13.7</b>	<b>60t</b>	<b>19</b>

INTERCEPTIONS	NO	YDS	AVG	LG	TD
Johnson	2	51	25.5	42	0
McMahon	1	72	72.0	72	0
Philpott	1	23	23.0	23	0
Scott	1	18	18.0	18	0
Bramlett	1	16	16.0	16	0
Webb	1	2	2.0	2	0
Williamson	1	2	2.0	2	0
<b>Patriots</b>	<b>8</b>	<b>184</b>	<b>23.0</b>	<b>72</b>	<b>0</b>
<b>Opponents</b>	<b>28</b>	<b>302</b>	<b>10.8</b>	<b>59t</b>	<b>2</b>

PUNTING	NO	YDS	AVG	LG	BLK
Janik	86	3364	39.1	57	1
<b>Patriots</b>	<b>86</b>	<b>3364</b>	<b>39.1</b>	<b>57</b>	<b>1</b>
<b>Opponents</b>	<b>63</b>	<b>2758</b>	<b>43.8</b>	<b>67</b>	<b>0</b>

PUNT RETURNS	NO	FC	YDS	AVG	LG	TD
Garrett	17	0	168	9.9	62	0
Blanks	9	4	83	9.2	22	0
Carwell	3	0	48	16.0	45	0
Johnson	2	3	6	3.0	6	0
Lawson	1	1	0	0.0	0	0
Gladieux	0	1	0	0.0	0	0
<b>Patriots</b>	<b>32</b>	<b>9</b>	<b>305</b>	<b>9.5</b>	<b>62</b>	<b>0</b>
<b>Opponents</b>	<b>42</b>	<b>16</b>	<b>303</b>	<b>7.2</b>	<b>54</b>	<b>0</b>

**Sacks:** Berger 9.0, Antwine 6.0, Lassiter 3.5, Hunt 2.5, Bramlett 2.0, Cheynunski 1.5, Johnson 1.0, Philpott 0.5, Team 2.0. Patriots 28.0, Opponent 42.0.

AFL All-Star (1): C Jon Morris (7).

KICK RETURNS	NO	YDS	AVG	LG	TD
Lawson	25	546	21.8	52	0
Garrett	24	511	21.3	30	0
Blanks	7	152	21.7	29	0
Carwell	1	30	30.0	30	0
Whittingham	1	24	24.0	24	0
Schottenheimer	1	8	8.0	8	0
Beer	1	4	4.0	4	0
Beverly	1	0	0.0	0	0
Brown	1	0	0.0	0	0
<b>Patriots</b>	<b>62</b>	<b>1275</b>	<b>20.6</b>	<b>56</b>	<b>0</b>
<b>Opponents</b>	<b>41</b>	<b>841</b>	<b>20.5</b>	<b>96t</b>	<b>2</b>

FIELD GOALS	1-19	20-29	30-39	40-49	50+
Cappelletti	2/3	3/4	0/2	1/5	0/1
Gogolak	1/1	0/0	1/2	0/3	0/1
<b>Patriots</b>	<b>3/4</b>	<b>3/4</b>	<b>1/4</b>	<b>1/8</b>	<b>0/2</b>
<b>Opponents</b>	<b>4/4</b>	<b>4/7</b>	<b>5/6</b>	<b>4/8</b>	<b>0/3</b>

**Cappelletti:** (41G, 50n, 22G) (40n) (44n, 13G, 23b, 47n, 25G) (25G) (14n) (-) (-) (-) (-) (35n, 9G) (-) (49b, 39b) (-) (-) (-).

**Gogolak:** (-) (-) (-) (-) (-) (15G, 40n, 47n) (34n, 32G) (48b) (-) (50n) (-) (-) (-) (-).

**Opponents:** (22n) (25G) (35n) (42G, 44G, 50n, 24G) (14G, 18G, 50n, 22G) (12G, 48G) (20G, 47n) (43G) (45n, 25n, 23n) (37G, 50n, 43n) (37G) (15G, 39G, 30G) (40n) (37G)

**Starters: Offense:** WR Bake Turner (13), Charley Frazier (1); LT Tom Funchess (7), Mike Montler (7); LG Gary Bugenhagen (6), M. Montler (5), T. Funchess (3); C Jon Morris (14); RG Lennie St. Jean (14); RT Tom Neville (13), Rex Mirich (1); TE Barry Brown (10), Tom Beer (4); WR Ron Sellers (13), Bill Rademacher (1); QB Joe Kapp (10), Mike Taliaferro (4); RB Carl Garrett (8), Jim Nance (5), Odell Lawson (1); FB J. Nance (8), C. Garrett (4), O. Lawson (1), Eddie Ray (1).

**Defense:** LE Mel Witt (6), Ike Lassiter (5), Dennis Wirgowski (2), T. Funchess (1); LT Jim Lee Hunt (13), R. Mirich (1); RT Ron Berger (12), D. Wirgowski (2); RE Houston Antwine (14); LLB Ed Philpott (12), Mike Ballou (2); MLB Jim Cheynunski (11), Marty Schottenheimer (3); RLB John Bramlett (11), M. Ballou (2), M. Schottenheimer (1); LCB Larry Carwell (8), Randy Beverly (3), Clarence Scott (2), Art McMahon (1); RCB Daryl Johnson (12), L. Carwell (1), C. Scott (1); SS C. Scott (10), Don Webb (2), A. McMahon (1), D. Johnson (1); FS D. Webb (12), D. Johnson (1), C. Scott (1).

**1970 Coaching Staff:** Bruce Beatty, Offensive Line, Bill Elias, Defensive Backfield, John Mazur, Offensive Backfield, John Meyer, Linebackers, Jerry Richardson, Defensive Line, Jerry Stoltz, Receivers.

PASSING	ATT	CMP	YARDS	CMP%	YDS/ATT	TD	TD%	INT	INT%	LG	SK/YDS	RATING
Kapp	219	98	1104	44.7	5.04	3	1.4	17	7.8	48	27/231	32.6
Taliaferro	173	78	871	45.1	5.03	4	2.3	11	6.4	45	15/158	41.8
<b>Patriots</b>	<b>392</b>	<b>176</b>	<b>1975</b>	<b>44.9</b>	<b>5.04</b>	<b>7</b>	<b>1.8</b>	<b>28</b>	<b>7.1</b>	<b>48</b>	<b>42/389</b>	<b>36.7</b>
<b>Opponents</b>	<b>334</b>	<b>177</b>	<b>2430</b>	<b>53.0</b>	<b>7.28</b>	<b>19</b>	<b>5.7</b>	<b>8</b>	<b>2.4</b>	<b>60t</b>	<b>28/243</b>	<b>85.5</b>

# 1971 FINAL STATISTICS (6-8)

Head Coach: John Mazur • Tied for Third in AFC East • Home Stadium: Schaefer Stadium

DATE	W/L	SCORE	OPPONENT	ATTENDANCE
9/19	W	20-6	Oakland	55,405
9/26	L	7-34	Detroit	61,054
10/03	L	3-23	Baltimore	61,232
10/10	W	20-0	N.Y. Jets	61,357
10/17	L	3-41	at Miami	58,822
10/24	L	21-44	at Dallas	65,708
10/31	L	10-27	at San Francisco	45,092
11/07	W	28-20	Houston	53,155
11/14	W	38-33	Buffalo	57,446
11/21	L	7-27	at Cleveland	65,238
11/28	L	20-27	at Buffalo	27,166
12/05	W	34-13	Miami	61,457
12/12	L	6-13	at N.Y. Jets	63,175
12/19	W	21-17	at Baltimore	57,942

## Team Statistics

	PATS	OPP
<b>TOTAL FIRST DOWNS</b>	<b>190</b>	<b>237</b>
By Rushing	85	106
By Passing	94	111
By Penalty	11	20
Third Down: Made/Att.	72/198	81/208
Third Down: Eff.	36.3	38.9
<b>TOTAL NET YARDS</b>	<b>3556</b>	<b>4072</b>
Avg. per Game	254.0	290.9
Total Offensive Plays	786	856
Avg. per Play	4.5	4.8
<b>NET YARDS RUSHING</b>	<b>1669</b>	<b>1918</b>
Total Rushing Plays	419	481
Avg. per Rush	4.0	4.0
Avg. per Game	119.2	137.0
<b>NET YARDS PASSING</b>	<b>1887</b>	<b>2154</b>
Avg. per Game	134.8	153.9
Sacked/Yards Lost	36/319	25/249
Gross Yards Passing	2206	2403
Att./Completions	330/159	350/170
Completion Pct.	48.2	48.6
Had Intercepted	16	15
<b>PUNTS/AVERAGE</b>	<b>87/37.3</b>	<b>66/38.8</b>
<b>PENALTIES/YARDS</b>	<b>67/657</b>	<b>60/559</b>
<b>FUMBLES/BALLS LOST</b>	<b>26/16</b>	<b>35/14</b>
<b>TOUCHDOWNS</b>	<b>29</b>	<b>35</b>
Rushing	7	14
Passing	19	16
Returns	3	5
<b>Score by Periods</b>	<b>1 2 3 4 OT</b>	<b>Total</b>
Patriots	41 64 69 64 0	238
Opponents	82 105 54 84 0	325
<b>SCORING</b>	<b>TD Ru Pa Rt PAT FG S TP</b>	
Gogolak	0 0 0 0 0 28/28 12/21 0	64
Vataha	9 0 0 0 0 0 0 0	54
Nance	5 5 0 0 0 0 0 0	30
Beer	3 0 0 0 0 0 0 0	18
Sellers	3 0 0 0 0 0 0 0	18
Moss	2 0 0 1 0 0 0 0	12
Garrett	2 1 0 1 0 0 0 0	12
Bryant	1 0 0 1 0 0 0 0	6
Maitland	1 1 0 0 0 0 0 0	6
Carwell	1 0 0 0 0 0 0 0	6
Crabtree	1 0 0 1 0 0 0 0	6
Outlaw	1 0 0 0 0 0 0 0	6
Team	0 0 0 0 0 0/1 0 0	0
Patriots	29 7 19 3 28/29 12/21 0	238
Opponents	35 14 16 5 34/35 27/36 0	325

RUSHING	NO	YDS	AVG	LG	TD
Garrett	181	784	4.3	38	1
Nance	129	463	3.6	50t	5
Plunkett	45	210	4.7	16	0
Gladieux	37	175	4.7	31	0
Maitland	13	25	1.9	6	1
Lawson	8	8	1.0	6	0
Bryant	4	1	0.3	1	0
Crabtree	2	11	5.5	18	0
Neville	0	-8	-	-8	0
<b>Patriots</b>	<b>419</b>	<b>1669</b>	<b>4.0</b>	<b>50t</b>	<b>7</b>
<b>Opponents</b>	<b>481</b>	<b>1918</b>	<b>4.0</b>	<b>56t</b>	<b>14</b>

RECEIVING	NO	YDS	AVG	LG	TD
Vataha	51	872	17.1	88t	9
Garrett	22	265	12.0	80t	1
Nance	18	95	5.3	12	0
Sellers	14	222	15.9	49	3
Bryant	14	212	15.1	48	1
Beer	12	191	15.9	31t	3
Moss	9	124	13.8	20t	1
Crabtree	9	120	13.3	31t	1
Gladieux	6	60	10.0	25	0
Rucker	2	24	12.0	19	0
Sykes	1	15	15.0	15	0
Maitland	1	6	6.0	6	0
<b>Patriots</b>	<b>159</b>	<b>2206</b>	<b>13.9</b>	<b>88t</b>	<b>19</b>
<b>Opponents</b>	<b>170</b>	<b>2403</b>	<b>14.1</b>	<b>74t</b>	<b>16</b>

INTERCEPTIONS	NO	YDS	AVG	LG	TD
Carwell	5	72	14.4	53t	1
Kiner	4	25	6.3	14	0
Outlaw	3	89	29.7	60t	1
Beverly	2	19	9.5	19	0
Cheyunski	1	24	24.0	24	0
<b>Patriots</b>	<b>15</b>	<b>229</b>	<b>15.3</b>	<b>60t</b>	<b>2</b>
<b>Opponents</b>	<b>16</b>	<b>157</b>	<b>9.8</b>	<b>25t</b>	<b>1</b>

PUNTING	NO	YDS	AVG	LG	BLK
Janik	87	3249	37.3	58	0
<b>Patriots</b>	<b>87</b>	<b>3249</b>	<b>37.3</b>	<b>58</b>	<b>0</b>
<b>Opponents</b>	<b>66</b>	<b>2564</b>	<b>38.8</b>	<b>64</b>	<b>1</b>

PUNT RETURNS	NO	FC	YDS	AVG	LG	TD
Bryant	10	1	24	2.4	16	0
Garrett	8	2	124	15.5	50	0
Harris	5	1	19	3.8	9	0
Gladieux	4	8	0	0.0	0	0
Gardin	4	5	14	3.5	5	0
<b>Patriots</b>	<b>31</b>	<b>17</b>	<b>181</b>	<b>5.8</b>	<b>50</b>	<b>0</b>
<b>Opponents</b>	<b>36</b>	<b>31</b>	<b>279</b>	<b>7.8</b>	<b>68t</b>	<b>1</b>

KICK RETURNS	NO	YDS	AVG	LG	TD
Garrett	24	538	22.4	37	0
Gardin	14	321	22.9	34	0
Bryant	10	252	25.2	45	0
Gladieux	6	85	14.2	20	0
Lawson	2	47	23.5	25	0
Rucker	2	45	22.5	21	0
Maitland	2	40	20.0	21	0
Mallory	1	19	19.0	19	0
Hagen	1	7	7.0	7	0
Janik	1	0	0.0	0	0
Webb	1	0	0.0	0	0
<b>Patriots</b>	<b>64</b>	<b>1354</b>	<b>21.2</b>	<b>45</b>	<b>0</b>
<b>Opponents</b>	<b>49</b>	<b>1427</b>	<b>29.1</b>	<b>94t</b>	<b>1</b>

**Sacks:** Kiner 6.5, Adams 5.0, Lassiter 4.0, Berger 3.0, May 2.5, Weisacosky 2.0, Philpott 1.0, Rowe 1.0, Weisacosky 1.0. Patriots 26.0, Opponents 36.0.

FIELD GOALS	1-19	20-29	30-39	40-49	50+
Gogolak	1/1	1/3	6/7	3/7	1/3
<b>Patriots</b>	<b>1/1</b>	<b>1/3</b>	<b>6/7</b>	<b>3/7</b>	<b>1/3</b>
<b>Opponents</b>	<b>8/9</b>	<b>4/5</b>	<b>5/6</b>	<b>9/14</b>	<b>1/2</b>

**Gogolak:** (46G,22G) (-) (34G,46b,46n) (36n,53n) (51G) (-) (51n,48n,32G) (25n) (38G) (20b) (40G,17G) (37G,35G) (34G,47G) (47b).

**Opponents:** (21n) (23G,27G) (42G, 41G, 50G) (-) (34G,46n,42G) (16G,17G, 45n,12G) (35G,41G,40n) (25G,41G,37n) (17G,48G, 17G,12G) (34G,15n,31G) (51n,48G,41G) (26G,30G) (16G,42n, 42G) (12G,40n).

**Starters: Offense:** WR Randy Vataha (13), Alfred Sykes (1); LT Mike Montier (14); LG Halvor Hagen (14); C Jon Morris (13), Bill Lenkaitis (1); RG Lennie St. Jean (13), B. Lenkaitis (1); RT Tom Neville (14); TE Tom Beer (8), Roland Moss (6); WR Ron Sellers (8), Eric Crabtree (4), Hubie Bryant (2); QB Jim Plunkett (14); RB Carl Garrett (14); FB Jim Nance (13), Odell Lawson (1).

**Defense:** LE Ike Lassiter (12), Art May (2); LT Dave Rowe (9), Ron Berger (5); RE Dennis Wirgowski (8), A. May (5), R. Berger (1); RT Julius Adams (11), Houston Antwine (3); LLB Ed Weisacosky (10), Ed Philpott (4); MLB Jim Cheyunski (14); RLB Steve Kiner (14); LCB Larry Carwell (11), Randy Beverly (2), Perry Pruett (1); RCB John Outlaw (13), Rickie Harris (1); SS R. Harris (6), Clarence Scott (4), Don Webb (4); FS D. Webb (8), R. Harris (3), Tom Janik (2), J. Outlaw (1).

**1971 Coaching Staff:** Bruce Beatty, Offensive Line, Dick Evans, Defensive Line, Tom Fletcher, Defensive Backfield, John Meyer, Linebackers, Sam Rutigliano, Off. Backs/Receivers, Jerry Stutz, Receivers.

Pro Bowl (0)

PASSING	ATT	CMP	YARDS	CMP%	YDS/ATT	TD	TD%	INT	INT%	LG	SK/YDS	RATING
Plunkett	328	158	2158	48.2	6.58	19	5.8	16	4.9	88t	36/319	68.6
Gladieux	2	1	48	50.0	24.0	0	0.0	0	0.0	48	0/0	95.8
<b>Patriots</b>	<b>330</b>	<b>159</b>	<b>2206</b>	<b>48.2</b>	<b>6.68</b>	<b>19</b>	<b>5.8</b>	<b>16</b>	<b>4.8</b>	<b>88t</b>	<b>36/319</b>	<b>69.1</b>
<b>Opponents</b>	<b>350</b>	<b>170</b>	<b>2403</b>	<b>48.6</b>	<b>6.87</b>	<b>16</b>	<b>4.6</b>	<b>15</b>	<b>4.3</b>	<b>74t</b>	<b>25/249</b>	<b>68.5</b>



# 1972 FINAL STATISTICS (3-11)

Head Coach: John Mazur (2-7), Phil Bengston (1-4) • Fifth in AFC East • Home Stadium: Schaefer Stadium

DATE	W/L	SCORE	OPPONENT	ATTENDANCE
9/17	L	7-31	Cincinnati	60,999
9/24	W	21-20	Atlanta	60,999
10/01	W	24-23	Washington	60,999
10/08	L	14-38	at Buffalo	41,749
10/15	L	13-41	N.Y. Jets	60,999
10/22	L	3-33	at Pittsburgh	46,081
10/29	L	10-34	at N.Y. Jets	62,867
11/06	L	17-24	Baltimore	60,999
11/12	L	0-52	at Miami	80,010
11/19	L	24-27	Buffalo	60,999
11/26	L	0-31	at Baltimore	54,907
12/03	L	21-37	Miami	60,999
12/10	W	17-10	at New Orleans	64,889
12/17	L	21-45	at Denver	51,656

## Team Statistics

	PATS	OPP
<b>TOTAL FIRST DOWNS</b>	<b>236</b>	<b>288</b>
By Rushing	89	143
By Passing	126	124
By Penalty	24	21
Third Down: Md/Att.	66/188	96/192
Third Down: Eff.	35.1	50.0
<b>TOTAL NET YARDS</b>	<b>3647</b>	<b>5248</b>
Avg. per Game	260.5	374.9
Total Offensive Plays	840	888
Avg. per Play	4.3	5.9
<b>NET YARDS RUSHING</b>	<b>1532</b>	<b>2717</b>
Total Rushing Plays	386	548
Avg. per Rush	4.0	5.0
Avg. per Game	109.4	194.1
<b>NET YARDS PASSING</b>	<b>2127</b>	<b>2522</b>
Avg. per Game	151.9	180.1
Sacked/Yards Lost	44/582	15/101
Gross Yards Passing	2579	2623
Att./Completions	412/198	325/174
Completion Pct.	48.1	53.5
Had Intercepted	28	10
<b>PUNTS/AVERAGE</b>	<b>75/38.1</b>	<b>48/40.4</b>
<b>PENALTIES/YARDS</b>	<b>66/761</b>	<b>88/862</b>
<b>FUMBLES/BALLS LOST</b>	<b>26/10</b>	<b>22/12</b>
<b>TOUCHDOWNS</b>	<b>24</b>	<b>54</b>
Rushing	13	27
Passing	10	24
Returns	1	3

Score by Periods	1	2	3	4	OT	TOTAL
Patriots	20	55	44	73	0	192
Opponents	66	165	117	98	0	446

SCORING	TD	Ru	Pa	Rt	PAT	FG	S	TP
Garrett	5	5	0	0			0	30
Gogolak	0	0	0	0	9/9	6/8	0	27
Ashton	4	3	1	0			0	24
Walker	0	0	0	0	15/15	2/8	0	21
Dowling	3	3	0	0			0	18
Rucker	3	0	3	0			0	18
T. Reynolds	2	0	2	0			0	12
Tarver	2	1	1	0			0	12
Vataha	2	0	2	0			0	12
Carwell	1	0	0	1			0	6
Plunkett	1	1	0	0			0	6
Windsor	1	0	1	0			0	6
Patriots	24	13	10	1	24/24	8/16	0	192
Opponents	54	27	24	3	54/54	22/36	1	446

RUSHING	NO	YDS	AVG	LG	TD
Ashton	128	546	4.3	35	3
Garrett	131	488	3.7	41t	5
Plunkett	36	230	6.4	21	1
Tarver	42	132	3.1	18	1
Gladieux	24	56	2.3	11	0
Maitland	13	33	2.5	6	0
Dowling	7	35	5.0	11	3
Rucker	3	5	1.7	8	0
Studstill	1	11	11.0	11	0
Windsor	1	-4	-4.0	-4	0
<b>Patriots</b>	<b>386</b>	<b>1532</b>	<b>4.0</b>	<b>41t</b>	<b>13</b>
<b>Opponents</b>	<b>548</b>	<b>2717</b>	<b>5.0</b>	<b>47</b>	<b>27</b>

RECEIVING	NO	YDS	AVG	LG	TD
Rucker	44	681	15.5	62	3
Windsor	33	383	11.6	24	1
Garrett	30	410	13.7	43	0
Vataha	25	369	14.8	44	2
Ashton	22	207	9.4	24	1
Gladieux	19	192	10.1	31	0
Tarver	11	112	10.2	22	1
T. Reynolds	8	152	19.0	36t	2
Maitland	4	33	8.3	9	0
Beer	2	40	20.0	21	0
<b>Patriots</b>	<b>198</b>	<b>2579</b>	<b>13.0</b>	<b>62</b>	<b>10</b>
<b>Opponents</b>	<b>174</b>	<b>2623</b>	<b>15.1</b>	<b>62</b>	<b>24</b>

INTERCEPTIONS	NO	YDS	AVG	LG	TD
Jackson	4	133	33.3	55	0
Harris	3	45	15.0	32	0
Hoey	1	25	25.0	25	0
Blanchard	1	20	20.0	20	0
Carwell	1	0	0.0	0	0
<b>Patriots</b>	<b>10</b>	<b>223</b>	<b>22.3</b>	<b>55</b>	<b>0</b>
<b>Opponents</b>	<b>28</b>	<b>490</b>	<b>17.5</b>	<b>61</b>	<b>2</b>

PUNTING	NO	YDS	AVG	LG	BLK
Studstill	75	2859	38.1	57	1
<b>Patriots</b>	<b>75</b>	<b>2859</b>	<b>38.1</b>	<b>57</b>	<b>1</b>
<b>Opponents</b>	<b>48</b>	<b>1937</b>	<b>40.4</b>	<b>60</b>	<b>0</b>

PUNT RETURNS	NO	FC	YDS	AVG	LG	TD
Garrett	6	0	36	6.0	27	0
Carwell	5	1	2	0.4	4	0
Harris	4	3	5	1.3	5	0
Gladieux	2	4	-6	-3.0	-6	0
<b>Patriots</b>	<b>17</b>	<b>8</b>	<b>37</b>	<b>2.2</b>	<b>27</b>	<b>0</b>
<b>Opponents</b>	<b>34</b>	<b>24</b>	<b>366</b>	<b>10.8</b>	<b>59</b>	<b>1</b>

KICK RETURNS	NO	YDS	AVG	LG	TD
Garrett	16	410	25.6	49	0
Ashton	15	309	20.6	31	0
Hoey	9	210	23.3	30	0
Rucker	8	227	28.4	43	0
Matthews	3	74	24.7	29	0
Maitland	3	48	16.0	19	0
Beer	1	15	15.0	15	0
<b>Patriots</b>	<b>55</b>	<b>1293</b>	<b>23.5</b>	<b>49</b>	<b>0</b>
<b>Opponents</b>	<b>32</b>	<b>784</b>	<b>24.5</b>	<b>73</b>	<b>0</b>

**Sacks:** Adams 4.0, Rowe 2.5, Harris 2.0, Wirgowski 2.0, Hagen 1.0, Weisacosky 1.0, White 1.0, Cash 1.0, Team 0.5. Patriots 15.0, Opponents 44.0.

FIELD GOALS	1-19	20-29	30-39	40-49	50+
Walker	0/0	0/0	2/4	0/3	0/1
Gogolak	1/1	2/3	2/2	1/1	0/1
<b>Patriots</b>	<b>1/1</b>	<b>2/3</b>	<b>4/6</b>	<b>1/4</b>	<b>0/2</b>
<b>Opponents</b>	<b>6/8</b>	<b>3/4</b>	<b>10/13</b>	<b>3/8</b>	<b>0/3</b>

**Gogolak:** (-) (-) (23G,42n) (-) (36G,25G, 50b) (16G) (20G) (36G) (-) (-) (-) (-) (-) (-).

**Walker:** (-) (-) (-) (-) (-) (-) (-) (-) (-) (48b) (39n,36G) (48b) (40n,51n) (30n,36G) (-).

**Opponents:** (38G,51b) (38G,21G,32b, 10n) (27n,50n) (11G) (37G,37G) (19G, 22G, 35G,33G,32n) (21G,39n,31G) (9G, 52n,18n) (16G,49n,48b) (44G,45G) (40G,45n) (36G,10G,18G) (40n,30G,45n) (35G).

**Starters: Offense:** WR Randy Vataha (4); LT Bob Reynolds (10), Mike Montler (4); LG M. Montler (10), Bill Lenkaitis (3), Sam Adams (1); C Jon Morris (13), B. Lenkaitis (1); RG Lennie St. Jean (14); RT Tommy Neville (14); TE Bob Windsor (14); WR Reggie Rucker (14); QB Jim Plunkett (14); RB Carl Garrett (5), Josh Ashton (4), Bob Gladieux (3), John Tarver (2); FB J. Ashton (8), B. Gladieux (3), C. Garrett (2), John Tarver (1).

**Defense:** LE Julius Adams (6), Jim White (6), Ron Berger (2); LT Dave Rowe (9), J. Adams (5); RE Dennis Wirgowski (13), R. Berger (1); RT Rick Cash (13), D. Wirgowski (1); LLB Ed Weisacosky (13), Dick Blanchard (1); MLB Jim Cheyunski (11), Ralph Cindrich (3); RLB Ron Acks (13), Roin Kadziel (1); LCB Larry Carwell (14); RCB John Outlaw (5), Ron Bolton (4), George Hoey (3), Honor Jackson (2); SS H. Jackson (6), Clarence Scott (6), Rickie Harris (1), G. Hoey (1); FS R. Harris (10), G. Hoey (2), H. Jackson (2).

**1972 Coaching Staff:** Bruce Beatty, Offensive Line, Dick Evans, Defensive Line, Tom Fletcher, Defensive Backfield, John Meyer, Linebackers, Burnie Miller, Special Teams, Sam Rutigliano, Off. Backs/Receivers, Jerry Stoltz, Receivers.

## Pro Bowl (0)

PASSING	ATT	CMP	YARDS	CMP%	YDS/ATT	TD	TD%	INT	INT%	LG	SK/YDS	RATING
Plunkett	355	169	2196	47.6	6.19	8	2.3	25	7.0	62	39/385	45.7
Dowling	54	29	383	53.7	7.09	2	3.7	1	1.9	42	4/63	81.0
Garrett	1	0	0	0.0	0.0	0	0.0	1	100.0	0	1/4	0.0
Gladieux	1	0	0	0.0	0.0	0	0.0	1	100.0	0	0/0	0.0
Studstill	1	0	0	0.0	0.0	0	0.0	0	0.0	0	0/0	39.6
<b>Patriots</b>	<b>412</b>	<b>198</b>	<b>2579</b>	<b>48.1</b>	<b>6.26</b>	<b>10</b>	<b>2.4</b>	<b>28</b>	<b>6.8</b>	<b>62</b>	<b>44/452</b>	<b>48.0</b>
<b>Opponents</b>	<b>326</b>	<b>175</b>	<b>2634</b>	<b>53.7</b>	<b>8.08</b>	<b>23</b>	<b>7.1</b>	<b>10</b>	<b>3.1</b>	<b>62</b>	<b>15/101</b>	<b>91.2</b>

# 1973 FINAL STATISTICS (5-9)

Head Coach: Chuck Fairbanks • Third in AFC East • Home Stadium: Schaefer Stadium

DATE	W/L	SCORE	OPPONENT	ATTENDANCE
9/16	L	13-31	Buffalo	56,114
9/23	L	7-10	Kansas City	57,918
9/30	L	23-44	at Miami	80,047
10/07	W	24-16	Baltimore	57,044
10/14	L	7-9	N.Y. Jets	58,659
10/21	W	13-10	at Chicago	55,701
10/28	L	14-30	Miami	61,279
11/04	L	23-24	at Philadelphia	65,070
11/11	L	13-33	at N.Y. Jets	60,737
11/18	W	33-24	Green Bay	61,279
11/25	W	32-0	at Houston	27,344
12/02	W	30-14	San Diego	58,150
12/09	L	13-37	at Buffalo	75,841
12/16	L	13-18	at Baltimore	52,065

## Team Statistics

	PATS	OPP
<b>TOTAL FIRST DOWNS</b>	<b>237</b>	<b>215</b>
By Rushing	97	142
By Passing	122	67
By Penalty	18	6
Third Down: Md/Att.	73/192	69/185
Third Down: Eff.	38.0	37.3
<b>TOTAL NET YARDS</b>	<b>3843</b>	<b>4188</b>
Avg. per Game	274.5	299.1
Total Offensive Plays	871	832
Avg. per Play	4.4	5.0
<b>NET YARDS RUSHING</b>	<b>1612</b>	<b>2850</b>
Total Rushing Plays	454	560
Avg. per Rush	3.6	5.1
Avg. per Game	115.1	203.6
<b>NET YARDS PASSING</b>	<b>2231</b>	<b>1338</b>
Avg. per Game	159.4	95.6
Sacked/Yards Lost	37/350	32/262
Gross Yards Passing	2581	1600
Att./Completions	380/195	240/134
Completion Pct.	51.3	55.8
Had Intercepted	17	13
<b>PUNTS/AVERAGE</b>	<b>61/37.7</b>	<b>62/40.5</b>
<b>PENALTIES/YARDS</b>	<b>50/550</b>	<b>77/693</b>
<b>FUMBLES/BALLS LOST</b>	<b>51/25</b>	<b>27/18</b>
<b>TOUCHDOWNS</b>	<b>31</b>	<b>32</b>
Rushing	15	16
Passing	13	11
Returns	3	5
<b>Score by Periods</b>	<b>1 2 3 4 OT Total</b>	<b>0 0 0 0 0 258</b>
Patriots	48 69 74 67 0	0 258
Opponents	57 86 77 80 0	0 300

SCORING	TD	Ru	Pa	Rt	PAT	FG	S	TP
White	0	0	0	0	21/25	14/25	0	63
Plunkett	5	5	0	0	0	0	0	30
Cunningham	5	4	1	0	0	0	0	30
Herron	4	2	1	1	0	0	0	24
Tarver	4	4	0	0	0	0	0	24
Windsor	4	0	4	0	0	0	0	24
Rucker	3	0	3	0	0	0	0	18
Vataha	3	0	2	1	0	0	0	18
Stingley	2	0	2	0	0	0	0	12
Bell	0	0	0	0	4/5	1/4	0	7
Foster	1	0	0	1	0	0	0	6
Kiner	0	0	0	0	0	0	1	2
Team	0	0	0	0	0/1	0	0	0
<b>Patriots</b>	<b>31</b>	<b>15</b>	<b>13</b>	<b>3</b>	<b>25/31</b>	<b>15/29</b>	<b>1</b>	<b>258</b>
<b>Opponents</b>	<b>32</b>	<b>16</b>	<b>11</b>	<b>5</b>	<b>30/32</b>	<b>26/32</b>	<b>0</b>	<b>300</b>

RUSHING	NO	YDS	AVG	LG	TD
Cunningham	155	516	3.3	25	4
Tarver	72	321	4.5	28	4
Ashton	93	305	3.3	34	0
Plunkett	44	209	4.8	20	5
Herron	61	200	3.3	17	2
Stingley	6	64	10.7	19	0
McCall	10	15	1.5	14	0
B. Adams	2	7	3.5	4	0
Gipson	5	-1	-0.2	4	0
Rucker	2	-1	-0.5	0	0
Welch	1	-2	-2.0	-2	0
Windsor	1	-6	-6.0	-6	0
Vataha	2	-15	-7.5	-11	0
<b>Patriots</b>	<b>454</b>	<b>1612</b>	<b>3.6</b>	<b>34</b>	<b>15</b>
<b>Opponents</b>	<b>560</b>	<b>2850</b>	<b>5.1</b>	<b>30t</b>	<b>16</b>

RECEIVING	NO	YDS	AVG	LG	TD
Rucker	53	743	14.0	64	3
Windsor	23	348	15.1	36	4
Stingley	23	339	14.7	25	2
Vataha	20	341	17.1	48	2
Herron	18	265	14.7	29	1
Cunningham	15	144	9.6	34	1
B. Adams	14	197	14.1	30	0
Ashton	11	113	10.3	51	0
Tarver	9	51	5.7	13	0
Welch	6	22	3.7	8	0
McCall	3	18	6.0	14	0
<b>Patriots</b>	<b>195</b>	<b>2581</b>	<b>13.2</b>	<b>64</b>	<b>13</b>
<b>Opponents</b>	<b>134</b>	<b>1600</b>	<b>11.9</b>	<b>50</b>	<b>11</b>

INTERCEPTIONS	NO	YDS	AVG	LG	TD
Bolton	6	65	10.8	56	0
Durko	3	26	8.7	16	0
Anderson	2	3	1.5	3	0
Acks	1	11	11.0	11	0
Jackson	1	0	0.0	0	0
<b>Patriots</b>	<b>13</b>	<b>105</b>	<b>8.1</b>	<b>56</b>	<b>0</b>
<b>Opponents</b>	<b>17</b>	<b>285</b>	<b>16.8</b>	<b>47t</b>	<b>1</b>

PUNTING	NO	YDS	AVG	LG	BLK
Barnes	55	2134	38.8	53	0
White	6	163	27.1	51	0
<b>Patriots</b>	<b>61</b>	<b>2297</b>	<b>37.7</b>	<b>53</b>	<b>0</b>
<b>Opponents</b>	<b>62</b>	<b>2509</b>	<b>40.5</b>	<b>58</b>	<b>1</b>

PUNT RETURNS	NO	FC	YDS	AVG	LG	TD
Herron	27	8	282	10.4	54	0
Stingley	3	2	21	7.0	16	0
Durko	3	2	21	7.0	15	0
<b>Patriots</b>	<b>33</b>	<b>12</b>	<b>324</b>	<b>9.8</b>	<b>54</b>	<b>0</b>
<b>Opponents</b>	<b>29</b>	<b>23</b>	<b>154</b>	<b>5.3</b>	<b>27</b>	<b>0</b>

KICK RETURNS	NO	YDS	AVG	LG	TD
Herron	41	1092	26.6	92t	1
Stingley	6	143	23.8	29	0
Rucker	5	103	20.6	43	0
McCall	2	17	8.5	17	0
Tarver	1	17	17.0	17	0
Windsor	1	0	0.0	0	0
Hannah	1	0	0.0	0	0
<b>Patriots</b>	<b>57</b>	<b>1372</b>	<b>24.1</b>	<b>92t</b>	<b>1</b>
<b>Opponents</b>	<b>40</b>	<b>963</b>	<b>24.1</b>	<b>90t</b>	<b>1</b>

**Sacks:** Adams 8.0, Hamilton 5.5, Moore 4.0, Cash 3.0, Rowe 2.5, Acks 1.5, Forster 1.0, Kiner 1.0, Lunsford 1.0, Smith 1.0, Bolton 0.5, Chandler 0.5, King 0.5, Tanner 0.5, Team 2.0. Patriots 32.0, Opponents 37.0.

FIELD GOALS	1-19	20-29	30-39	40-49	50+
White	6/8	2/3	3/5	3/7	0/2
Bell	0/0	0/0	1/3	0/0	0/1
<b>Patriots</b>	<b>6/8</b>	<b>2/3</b>	<b>4/8</b>	<b>3/7</b>	<b>0/3</b>
<b>Opponents</b>	<b>3/3</b>	<b>6/7</b>	<b>12/14</b>	<b>5/8</b>	<b>0/0</b>

**White:** (53n) (30n) (33b,36G)  
**White:** (40G,18b) (34n) (32G,11G,43n) (-) (49n, 33G,43n,18n,47b) (-) (19G,21G,26G, 18G) (48G,26n,51n,36G,46G) (11G) (14G, 12G) (52n,36n).

**Opponents:** (44n,48G) (33G,33n,39b) (40G,36G,40G) (38G,27G,38G) (40G, 39G,22G) (30G) (25G,38G,23G) (12G) (44G,22G,28G,39G) (33G,20n) (43b) (47b) (34G,34G,19G) (16G,32G).

**Starters: Offense:** WR Reggie Rucker (8), Darryl Stingley (6); LT Sam Adams (5), Leon Gray (5), Bob Reynolds (4); LG John Hannah (14); C Bill Lenkatis (12); Jon Morris (2); RG Lennie St. Jean (14); RT Tom Neville (9), L. Gray (3), S. Adams (2); TE Bob Windsor (9), Bob Adams (5); WR R. Rucker (6), D. Stingley (4), Randy Vataha (4); QB Jim Plunkett (14); RB Josh Ashton (8), John Tarver (3), Sam Cunningham (1), Mack Herron (1), Bob McCall (1); FB S. Cunningham (9), J. Tarver (4), Claxton Welch (1).

**Defense:** LE Ray Hamilton (14); NT Dave Rowe (14); RE Rick Cash (14); RT Julius Adams (14); LLB Steve Kiner (14); MLB Edgar Chandler (11), Brian Stenger (2), Will Foster (1); RLB Ron Acks (14); LCB George Hoey (12), Donald Martin (2); RCB Ron Bolton (14); SS Sandy Durko (14), FS Ralph Anderson (10), Honor Jackson (3), Dave Mason (1).

**1973 Coaching Staff:** Hank Bullough, Defensive Line, Ron Erhardt, Offensive Backfield, Red Miller, Offensive Line, Bill Nelsen, Quarterbacks, Sam Rutigliano, Off. Backs/Receivers, Charlie Sumner, Linebackers/Secondary, Jim Valek, Special Teams, Larry Weaver, Defensive Backfield.

Pro Bowl (0)

PASSING	ATT	CMP	YARDS	CMP%	YDS/ATT	TD	TD%	INT	INT%	LG	SK/YDS	RATING
Plunkett	376	193	2550	51.3	6.78	13	3.5	17	4.5	64	37/350	65.8
Shiner	4	2	31	50.0	7.75	0	0.0	0	0.0	23	0/0	76.0
<b>Patriots</b>	<b>380</b>	<b>195</b>	<b>2581</b>	<b>51.3</b>	<b>6.79</b>	<b>13</b>	<b>3.4</b>	<b>17</b>	<b>4.5</b>	<b>64</b>	<b>37/350</b>	<b>65.9</b>
<b>Opponents</b>	<b>240</b>	<b>134</b>	<b>1600</b>	<b>55.8</b>	<b>6.67</b>	<b>11</b>	<b>4.6</b>	<b>13</b>	<b>5.4</b>	<b>50</b>	<b>32/262</b>	<b>69.1</b>

# 1974 FINAL STATISTICS (7-7)

Head Coach: Chuck Fairbanks • Tied for Third in AFC East • Home Stadium: Schaefer Stadium

DATE	W/L	SCORE	OPPONENT	ATTENDANCE
9/15	W	34-24	Miami	55,006
9/22	W	28-20	at N.Y. Giants	49,267
9/29	W	20-14	L.A. Rams	61,279
10/06	W	42-3	Baltimore	59,502
10/13	W	24-0	at N.Y. Jets	61,400
10/20	L	28-30	at Buffalo	80,020
10/27	W	17-14	at Minnesota	48,497
11/03	L	28-29	Buffalo	61,279
11/10	L	14-21	Cleveland	61,279
11/17	L	16-21	N.Y. Jets	61,279
11/24	W	27-17	at Baltimore	38,971
12/01	L	26-41	at Oakland	54,020
12/08	L	17-21	Pittsburgh	61,279
12/15	L	27-34	at Miami	79,420

## Team Statistics

	PATS	OPP
<b>TOTAL FIRST DOWNS</b>	<b>255</b>	<b>240</b>
By Rushing	123	100
By Passing	113	129
By Penalty	19	11
Third Down: Md/Att.	96/202	73/192
Third Down: Eff.	47.5	38.0
<b>TOTAL NET YARDS</b>	<b>4474</b>	<b>4067</b>
Avg. per Game	319.6	290.5
Total Offensive Plays	900	879
Avg. per Play	5.0	4.6
<b>NET YARDS RUSHING</b>	<b>2134</b>	<b>1587</b>
Total Rushing Plays	520	467
Avg. per Rush	4.1	3.4
Avg. per Game	152.4	113.4
<b>NET YARDS PASSING</b>	<b>2340</b>	<b>2480</b>
Avg. per Game	167.1	177.1
Sacked/Yards Lost	21/174	38/294
Gross Yards Passing	2514	2774
Att./Completions	359/177	374/210
Completion Pct.	49.3	56.1
Had Intercepted	23	24
<b>PUNTS/AVERAGE</b>	<b>71/36.2</b>	<b>75/38.4</b>
<b>PENALTIES/YARDS</b>	<b>87/843</b>	<b>76/642</b>
<b>FUMBLES/BALLS LOST</b>	<b>26/15</b>	<b>29/14</b>
<b>TOUCHDOWNS</b>	<b>43</b>	<b>37</b>
Rushing	21	16
Passing	19	17
Returns	3	4
<b>Score by Periods</b>	<b>1 2 3 4 OT</b>	<b>Total</b>
Patriots	86 116 64 82 0	348
Opponents	68 92 49 80 0	289
<b>SCORING</b>	<b>TD Ru Pa Rt PAT FG S TP</b>	
Smith	0 0 0 0 0 42/43 16/22 0	90
Herron	12 7 5 0 0 0 0	72
Cunningham	11 9 2 0 0 0 0	66
Rucker	4 0 0 4 0 0 0	24
Vataha	3 0 0 3 0 0 0	18
Plunkett	2 2 0 0 0 0 0	12
Stingley	2 1 1 0 0 0 0	12
Tarver	2 2 0 0 0 0 0	12
Geddes	1 0 0 1 0 0 0	6
Hannah	1 0 0 1 0 0 0	6
Marshall	1 0 0 1 0 0 0	6
Sanders	1 0 0 1 0 0 0	6
Schubert	1 0 0 1 0 0 0	6
Tanner	1 0 0 1 0 0 0	6
Windsor	1 0 0 1 0 0 0	6
<b>Patriots</b>	<b>43 21 19 3 42/43 16/22 0</b>	<b>348</b>
<b>Opponents</b>	<b>37 16 17 4 32/37 11/18 1</b>	<b>289</b>

RUSHING	NO	YDS	AVG	LG	TD
Herron	231	824	3.6	28	7
Cunningham	166	811	4.9	75t	9
Plunkett	30	161	5.4	37	2
Tarver	41	101	2.5	18	2
Ashton	26	99	3.8	22	0
Stingley	5	63	12.6	23t	1
Wilson	15	57	3.8	12	0
Vataha	3	21	7.0	24	0
Hinton	1	1	1.0	1	0
Johnson	2	-4	-2.0	-2	0
<b>Patriots</b>	<b>520</b>	<b>2134</b>	<b>4.1</b>	<b>75t</b>	<b>21</b>
<b>Opponents</b>	<b>467</b>	<b>1587</b>	<b>3.4</b>	<b>34</b>	<b>16</b>

RECEIVING	NO	YDS	AVG	LG	TD
Herron	38	474	12.5	18	5
Rucker	27	436	16.1	69t	4
Vataha	25	561	22.4	59t	3
Cunningham	22	214	9.7	37	2
Adams, B.	17	244	14.4	24	0
Windsor	12	127	10.6	20	1
Stingley	10	139	13.9	20t	1
Tarver	9	37	4.1	12	0
Johnson	8	147	18.4	34	0
Wilson	3	38	12.7	23	0
Hinton	2	36	18.0	20	0
Tanner	2	23	11.5	21	1
Schubert	1	21	21.0	21t	1
Marshall	1	17	17.0	17t	1
<b>Patriots</b>	<b>177</b>	<b>2514</b>	<b>14.2</b>	<b>69t</b>	<b>19</b>
<b>Opponents</b>	<b>210</b>	<b>2774</b>	<b>13.2</b>	<b>67t</b>	<b>17</b>

INTERCEPTIONS	NO	YDS	AVG	LG	TD
Bolton	7	18	2.6	10	0
Sanders	5	57	11.4	23t	1
Hunt	3	66	22.0	27	0
McCray	3	61	20.3	37	0
Mildren	3	51	17.0	41	0
Geddes	2	32	16.0	29t	1
King	1	9	9.0	9	0
<b>Patriots</b>	<b>24</b>	<b>294</b>	<b>12.3</b>	<b>41</b>	<b>2</b>
<b>Opponents</b>	<b>23</b>	<b>331</b>	<b>14.4</b>	<b>72t</b>	<b>2</b>

PUNTING	NO	YDS	AVG	LG	BLK
Barnes	45	1604	35.6	50	0
Chapple	26	967	37.2	57	0
<b>Patriots</b>	<b>71</b>	<b>2571</b>	<b>36.2</b>	<b>57</b>	<b>0</b>
<b>Opponents</b>	<b>75</b>	<b>2882</b>	<b>38.4</b>	<b>59</b>	<b>0</b>

PUNT RETURNS	NO	FC	YDS	AVG	LG	TD
Herron	35	4	517	14.8	66	0
Schubert	3	2	15	5.0	11	0
Durko	1	1	1	1.0	1	0
Hinton	1	0	0	0.0	0	0
Johnson	0	3	0	0.0	0	0
Sanders	0	1	0	0.0	0	0
<b>Patriots</b>	<b>40</b>	<b>11</b>	<b>533</b>	<b>13.3</b>	<b>66</b>	<b>0</b>
<b>Opponents</b>	<b>41</b>	<b>5</b>	<b>314</b>	<b>7.7</b>	<b>42</b>	<b>0</b>

KICK RETURNS	NO	YDS	AVG	LG	TD
Herron	28	629	18.0	62	0
Johnson	15	303	20.2	41	0
Schubert	5	112	22.4	32	0
Hinton	3	83	27.7	53	0
Wilson	2	33	16.5	18	0
Tanner	2	17	8.5	17	0
Hunt	1	21	21.0	21	0
Durko	1	0	0.0	0	0
Smith, D.	1	0	0.0	0	0
<b>Patriots</b>	<b>58</b>	<b>1198</b>	<b>20.7</b>	<b>62</b>	<b>0</b>
<b>Opponents</b>	<b>64</b>	<b>1678</b>	<b>26.2</b>	<b>88t</b>	<b>1</b>

**Sacks:** Adams 8.0, Hamilton 5.0, Lunsford 5.0, McGee 4.5, Webster 4.5, King 3.5, Smith 3.0, Moore 2.0, Hunt 1.5, Nelson 1.0, Carter 0.5. Patriots 38.0, Opponents 21.0.

FIELD GOALS	1-19	20-29	30-39	40-49	50+
Smith	0/0	6/7	8/10	2/5	0/0
<b>Patriots</b>	<b>0/0</b>	<b>6/7</b>	<b>8/10</b>	<b>2/5</b>	<b>0/0</b>
<b>Opponents</b>	<b>0/0</b>	<b>5/5</b>	<b>2/4</b>	<b>4/9</b>	<b>0/0</b>

**Smith:** (21G,21n,26G) (30n) (39G,23G) (-) (37G) (-) (37G) (47n,46b) (-) (32G, 34n,44G,35G) (33G,28G) (22G,35G) (20G,44n) (46G,34G).

**Opponents:** (33G) (-) (41b) (31n,27G) (-) (35G) (43n,34n) (45G,20G,46n,47G) (-) (-) (48n,25G) (-) (40G,27G,47n) (28G, 40G).

**Starters: Offense:** WR Reggie Rucker (9), Andy Johnson (3), Eddie Hinton (1), Darryl Stingley (1); LT Leon Gray (14); LG John Hannah (14); C Bill Lenkaitis (14); RG Sam Adams (13), Bill DuLac (1); RT Tom Neville (14); TE Bob Adams (7), Bob Windsor (7); WR Randy Vataha (9), Steve Schubert (3), R. Rucker (1), D. Stingley (1); QB Jim Plunkett (14); RB Mack Herron (14); Sam Cunningham (10), Josh Tarver (4).

**Defense:** LE Mel Lunsford (7), Julius Adams (5), Ray Hamilton (1), Tony McGee (1); NT/LT R. Hamilton (13), M. Lunsford (1); RE/RT J. Adams (6), George Webster (5), M. Lunsford (2), J. Tanner (1); LOLB/RE G. Webster (7), M. Lunsford (3), J. Adams (3), J. Tanner (1); LILB/LLB Steve Nelson (9), Bob Geddes (5); RILB Sam Hunt (14); ROLB Steve King (14); LCB John Sanders (10), Willie Osley (3), Ron Bolton (1); RCB R. Bolton (13), W. Osley (1); SS Jack Mildren (9), Sandy Durko (4), Prentice McCray (1); FS P. McCray (13), J. Mildren (1).

**1974 Coaching Staff:** Hank Bullough, Defensive Line, Ron Erhardt, Offensive Backfield, Red Miller, Offensive Line, Bill Nelson, Quarterbacks, Ray Perkins, Receivers, Charlie Sumner, Linebackers/Secondary, Jim Valek, Special Teams, Larry Weaver, Defensive Backfield.

Pro Bowl (0)

PASSING	ATT	CMP	YARDS	CMP%	YDS/ATT	TD	TD%	INT	INT%	LG	SK/YDS	RATING
Plunkett	352	173	2457	49.1	6.98	19	5.4	22	6.3	69t	21/174	64.1
Shiner	6	3	37	50.0	6.17	0	0.0	1	16.7	18	0/0	29.9
Graff	1	1	20	100.0	20.0	0	0.0	0	0.0	20	0/0	118.8
<b>Patriots</b>	<b>359</b>	<b>177</b>	<b>2514</b>	<b>49.3</b>	<b>7.00</b>	<b>19</b>	<b>5.3</b>	<b>23</b>	<b>6.4</b>	<b>69t</b>	<b>21/174</b>	<b>63.3</b>
<b>Opponents</b>	<b>374</b>	<b>210</b>	<b>2774</b>	<b>56.1</b>	<b>7.42</b>	<b>17</b>	<b>4.5</b>	<b>24</b>	<b>6.4</b>	<b>67t</b>	<b>38/294</b>	<b>68.2</b>

# 1975 FINAL STATISTICS (3-11)

Head Coach: Chuck Fairbanks • Tied for Fourth in AFC East • Home Stadium: Schaefer Stadium

DATE	W/L	SCORE	OPPONENT	ATTENDANCE
9/21	L	0-7	Houston	54,212
9/28	L	14-22	Miami	61,279
10/05	L	7-36	at N.Y. Jets	61,415
10/12	L	10-27	at Cincinnati	55,856
10/19	W	21-10	Baltimore	56,844
10/26	W	24-16	San Francisco	60,691
11/02	L	17-24	at St. Louis	47,263
11/09	W	33-19	at San Diego	26,090
11/16	L	31-34	Dallas	61,279
11/23	L	31-45	at Buffalo	69,207
12/01	L	7-20	at Miami	68,480
12/07	L	28-30	N.Y. Jets	57,539
12/14	L	14-34	Buffalo	59,646
12/21	L	21-34	at Baltimore	50,801

## Team Statistics

	PATS	OPP
<b>TOTAL FIRST DOWNS</b>	<b>253</b>	<b>254</b>
By Rushing	94	118
By Passing	133	120
By Penalty	26	16
Third Down: Md/Att.	82/195	90/216
Third Down: Eff.	42.1	41.7
<b>TOTAL NET YARDS</b>	<b>4283</b>	<b>4464</b>
Avg. per Game	305.9	318.9
Total Offensive Plays	912	956
Avg. per Play	4.7	4.7
<b>NET YARDS RUSHING</b>	<b>1845</b>	<b>2220</b>
Total Rushing Plays	472	555
Avg. per Rush	3.9	4.0
Avg. per Game	131.8	158.6
<b>NET YARDS PASSING</b>	<b>2438</b>	<b>2244</b>
Avg. per Game	174.1	160.3
Sacked/Yards Lost	39/330	33/271
Gross Yards Passing	2768	2515
Att./Completions	401/193	368/213
Completion Pct.	48.1	57.9
Had Intercepted	28	13
<b>PUNTS/AVERAGE</b>	<b>83/38.8</b>	<b>77/39.5</b>
<b>PENALTIES/YARDS</b>	<b>89/719</b>	<b>103/759</b>
<b>FUMBLES/BALLS LOST</b>	<b>43/22</b>	<b>31/16</b>
<b>TOUCHDOWNS</b>	<b>33</b>	<b>42</b>
Rushing	14	20
Passing	16	18
Returns	3	4

<b>Score by Periods</b>	<b>1</b>	<b>2</b>	<b>3</b>	<b>4</b>	<b>OT</b>	<b>Total</b>
Patriots	37	107	38	76	0	258
Opponents	67	77	110	104	0	358

SCORING	TD	Ru	Pa	Rt	PAT	FG	S	TP
Smith	0	0	0	0	33/33	9/17	0	60
Cunningham	8	6	2	0	0	0	0	48
Vataha	6	0	0	0	0	0	0	36
Francis	4	0	0	0	0	0	0	24
Johnson	4	3	1	0	0	0	0	24
Grogan	3	3	0	0	0	0	0	18
Calhoun	2	1	1	0	0	0	0	12
Stingley	2	0	2	0	0	0	0	12
Carter	1	0	0	1	0	0	0	6
Hamilton	1	0	0	1	0	0	0	6
Howard	1	0	0	1	0	0	0	6
Plunkett	1	1	0	0	0	0	0	6
Patriots	33	14	16	3	33/33	9/17	0	258
Opponents	42	20	18	4	37/42	23/35	0	358

RUSHING	NO	YDS	AVG	LG	TD
Cunningham	169	666	3.9	17	6
Johnson	117	488	4.2	66t	3
Herron	61	274	4.5	53	0
Grogan	30	110	3.7	14	3
Calhoun	23	104	4.5	38t	1
Carter	22	95	4.3	19	0
McQuay	33	47	1.4	9	0
Stingley	6	39	6.5	21	0
Dressler	3	8	2.7	6	0
Plunkett	4	7	1.8	5	1
Vataha	1	4	4.0	4	0
Graff	2	2	1.0	2	0
Anderson	1	1	1.0	1	0
<b>Patriots</b>	<b>472</b>	<b>1845</b>	<b>3.9</b>	<b>66t</b>	<b>14</b>
<b>Opponents</b>	<b>555</b>	<b>2220</b>	<b>4.0</b>	<b>63t</b>	<b>20</b>

RECEIVING	NO	YDS	AVG	LG	TD
Vataha	46	720	15.7	47	6
Francis	35	636	18.2	48	4
Cunningham	32	253	7.9	24	2
Johnson	26	294	11.3	29	1
Stingley	21	378	18.0	45	2
Burks	6	158	26.3	76	0
Windsor	6	57	9.5	12	0
Calhoun	5	111	22.2	62t	1
Herron	5	50	10.0	19	0
Wright	4	46	11.5	20	0
McQuay	4	27	6.8	16	0
Carter	2	39	19.5	26	0
Dressler	1	-1	-1.0	-1	0
<b>Patriots</b>	<b>193</b>	<b>2768</b>	<b>14.3</b>	<b>76</b>	<b>16</b>
<b>Opponents</b>	<b>213</b>	<b>2515</b>	<b>11.8</b>	<b>77t</b>	<b>18</b>

INTERCEPTIONS	NO	YDS	AVG	LG	TD
Bolton	5	33	6.6	15	0
Howard	3	52	17.3	44t	1
Nelson	2	8	4.0	4	0
Reilly	1	54	54.0	54	0
Sanders	1	18	18.0	18	0
Webster	1	0	0.0	0	0
<b>Patriots</b>	<b>13</b>	<b>165</b>	<b>12.7</b>	<b>54</b>	<b>1</b>
<b>Opponents</b>	<b>28</b>	<b>388</b>	<b>13.9</b>	<b>58</b>	<b>1</b>

PUNTING	NO	YDS	AVG	LG	BLK
Patrick	83	3223	38.8	62	0
<b>Patriots</b>	<b>83</b>	<b>3223</b>	<b>38.8</b>	<b>62</b>	<b>0</b>
<b>Opponents</b>	<b>77</b>	<b>3042</b>	<b>39.5</b>	<b>65</b>	<b>1</b>

PUNT RETURNS	NO	FC	YDS	AVG	LG	TD
Stingley	15	2	113	7.5	29	0
Herron	12	2	89	7.4	17	0
Johnson	6	4	60	10.0	15	0
<b>Patriots</b>	<b>33</b>	<b>8</b>	<b>262</b>	<b>7.9</b>	<b>29</b>	<b>0</b>
<b>Opponents</b>	<b>42</b>	<b>12</b>	<b>513</b>	<b>12.2</b>	<b>69t</b>	<b>1</b>

KICK RETURNS	NO	YDS	AVG	LG	TD
Carter	32	879	27.5	99t	1
McQuay	15	252	16.8	34	0
Johnson	10	188	18.8	32	0
Burks	4	65	16.3	25	0
Herron	2	75	37.5	40	0
Stingley	2	44	22.0	24	0
Calhoun	1	17	17.0	17	0
<b>Patriots</b>	<b>66</b>	<b>1520</b>	<b>23.0</b>	<b>99t</b>	<b>1</b>
<b>Opponents</b>	<b>46</b>	<b>1142</b>	<b>24.8</b>	<b>59</b>	<b>0</b>

**Sacks:** McGee 9.0, Hamilton 6.0, Adams 4.0, Hanneman 4.0, Zabel 3.0, Hunt 2.0, Nelson 2.0, Cusik 1.0, King 1.0, Webster 1.0. Patriots 33.0, Opponents 39.0.

FIELD GOALS	1-19	20-29	30-39	40-49	50+
<b>Smith</b>	<b>1/1</b>	<b>1/1</b>	<b>5/6</b>	<b>2/8</b>	<b>0/1</b>
<b>Patriots</b>	<b>1/1</b>	<b>1/1</b>	<b>5/6</b>	<b>2/8</b>	<b>0/1</b>
<b>Opponents</b>	<b>1/1</b>	<b>11/11</b>	<b>6/10</b>	<b>5/13</b>	<b>0/0</b>

**Smith:** (44n,46n) (40n) (-) (35G) (52n) (44G,41b) (32G) (38G,19G,35G,46G) (29G) (42b,34G) (43n) (33b) (-) (-).

**Opponents:** (36n) (26G,26G,33G) (46n, 47G) (29G,21G) (34G) (47n,28G) (44b, 21G) (41G,49n,30G,25G,37G) (43G, 26G) (28G,43n) (25G,39G) (42G,27G, 48b,44G,46b,38n) (31n) (19G,44n,37n, 31G).

**Starters: Offense:** WR Randy Vataha (14); LT Leon Gray (14); LG John Hannah (14); C Bill Lenkaitis (11); Doug Dumler (3); RG Sam Adams (13); Bill DuLac (1); RT Shelby Jordan (14); TE Russ Francis (11); Bob Windsor (3); WR Darryl Stingley (14); QB Steve Grogan (7); Jim Plunkett (5); Neil Graff (2); RB Andy Johnson (9); Mack Herron (5); FB Sam Cunningham (13); Don Calhoun (1).

**Defense:** LE Tony McGee (10); Mel Lunsford (4); LT/NT Ray Hamilton (14); RE/RT Julius Adams (8); Marlin Imhof (3); Craig Hanneman (2); Sam Hunt (1); LOLB/RE George Webster (9); Steve Zabel (2); C Hanneman (1); Steve King (1); Kevin Reilly (1); LILB/LLB Steve Nelson (13); G. Webster (1); RILB/MLB S. Hunt (12); Bob Geddes (1); S. Nelson (1); ROLB/ RLB S. King (7); S. Zabel (7); LCB Bob Howard (14); RCB Ron Bolton (13); Jim Massey (1); SS Prentice McCray (14); FS John Sanders (14).

**1975 Coaching Staff:** Hank Bullough, Defensive Line, Rollie Dotsch, Outside Linebackers, Ron Erhardt, Offensive Backfield, Red Miller, Offensive Line, Ray Perkins, Receivers, John Polonchek, QBs/Special Asst. to Head Coach, Charlie Sumner, Linebackers/Secondary, Jim Valek, Special Teams, Larry Weaver, Defensive Backfield.

Pro Bowl (0)

PASSING	ATT	CMP	YARDS	CMP%	YDS/ATT	TD	TD%	INT	INT%	LG	SK/YDS	RATING
Grogan	274	139	1976	50.7	7.21	11	4.0	18	6.6	62t	22/207	60.4
Plunkett	92	36	571	39.1	6.21	3	3.3	7	7.6	76	13/89	39.7
Graff	35	18	221	51.4	6.31	2	5.7	3	8.6	31t	4/34	54.6
<b>Patriots</b>	<b>401</b>	<b>193</b>	<b>2768</b>	<b>48.1</b>	<b>6.90</b>	<b>16</b>	<b>4.0</b>	<b>28</b>	<b>7.0</b>	<b>76</b>	<b>39/330</b>	<b>55.2</b>
<b>Opponents</b>	<b>368</b>	<b>213</b>	<b>2515</b>	<b>57.9</b>	<b>6.83</b>	<b>18</b>	<b>4.9</b>	<b>13</b>	<b>3.5</b>	<b>77t</b>	<b>33/271</b>	<b>80.4</b>

# 1976 FINAL STATISTICS (11-3)

Head Coach: Chuck Fairbanks • Second in AFC East (Wild Card Playoff Qualifier) • Home Stadium: Schaefer Stadium

DATE	W/L	SCORE	OPPONENT	ATTENDANCE
9/12	L	13-27	Baltimore	43,637
9/19	W	30-14	Miami	46,227
9/26	W	30-27	at Pittsburgh	50,350
10/03	W	48-17	Oakland	61,279
10/10	L	10-30	at Detroit	63,711
10/18	W	41-7	N.Y. Jets	51,236
10/24	W	26-22	at Buffalo	50,383
10/31	L	3-10	at Miami	57,984
11/07	W	20-10	Buffalo	61,279
11/14	W	21-14	at Baltimore	60,020
11/21	W	38-24	at N.Y. Jets	58,509
11/28	W	38-14	Denver	61,279
12/05	W	27-6	New Orleans	54,057
12/12	W	31-14	at Tampa Bay	46,475
<b>AFC PLAYOFFS</b>				
12/18	L	21-24	at Oakland	54,037

## Team Statistics

	PATS	OPP
<b>TOTAL FIRST DOWNS</b>	<b>260</b>	<b>258</b>
By Rushing	150	102
By Passing	95	134
By Penalty	15	22
Third Down: Md/Att.	76/192	90/209
Third Down: Eff.	39.6	43.0
<b>TOTAL NET YARDS</b>	<b>4694</b>	<b>4022</b>
Avg. per Game	335.3	287.3
Total Offensive Plays	918	947
Avg. per Play	5.1	4.2
<b>NET YARDS RUSHING</b>	<b>2948</b>	<b>1847</b>
Total Rushing Plays	591	462
Avg. per Rush	5.0	4.0
Avg. per Game	210.6	131.9
<b>NET YARDS PASSING</b>	<b>1746</b>	<b>2175</b>
Avg. per Game	124.7	155.4
Sacked/Yards Lost	19/164	47/429
Gross Yards Passing	1910	2604
Att./Completions	309/146	437/229
Completion Pct.	47.6	52.4
Had Intercepted	20	23
<b>PUNTS/AVERAGE</b>	<b>67/40.1</b>	<b>75/38.8</b>
<b>PENALTIES/YARDS</b>	<b>102/91.4</b>	<b>88/76.4</b>
<b>FUMBLES/BALLS LOST</b>	<b>28/16</b>	<b>37/27</b>
<b>TOUCHDOWNS</b>	<b>48</b>	<b>29</b>
Rushing	24	12
Passing	18	16
Returns	6	1
<b>Score by Periods</b>	<b>1 2 3 4 OT</b>	<b>1 2 3 4 OT</b>
Patriots	54 133 97 92 0	376
Opponents	40 91 30 75 0	236
<b>Sacks:</b>	McGee 9.5, Barnes 8.0, Hamilton 6.5, Bishop 6.0, Adams 5.0, Zabel 4.0, Lunsford 2.5, Tipton 2.0, King 1.5, Nelson 1.0. Patriots 47.0, Opponents 19.0.	

SCORE	TD	Ru	Pa	Rt	PAT	FG	S	TP
Smith	0	0	0	0	42/46	15/25	0	87
Grogan	13	12	0	1			0	78
Johnson	10	6	4	0			0	60
Stingley	4	0	4	0			0	24
Cunningham	3	3	0	0			0	18
Francis	3	0	3	0			0	18
Chandler	3	0	3	0			0	18
Forté	2	1	1	0			0	12
Haynes	2	0	0	2			0	12
McCray	2	0	0	2			0	12
Calhoun	1	1	0	0			0	6
Phillips	1	1	0	0			0	6
Briscoe	1	0	1	0			0	6
Brook	1	0	1	0			0	6
Vataha	1	0	1	0			0	6
Hunt	1	0	0	1			0	6
Zabel	0	0	0	0	1/1	0/0	0	1
Team	0	0	0	0	0/1	0/0	0	0
<b>Patriots</b>	<b>48</b>	<b>24</b>	<b>18</b>	<b>6</b>	<b>43/48</b>	<b>15/25</b>	<b>0</b>	<b>376</b>
<b>Opponents</b>	<b>29</b>	<b>12</b>	<b>16</b>	<b>1</b>	<b>26/29</b>	<b>12/17</b>	<b>0</b>	<b>236</b>
<b>RUSHING</b>								
Cunningham	NO	172	824	4.8	24	3		
Calhoun	129	721	5.6	54	1			
Johnson	169	699	4.1	69t	6			
Grogan	60	397	6.6	41t	12			
Phillips	24	164	6.8	46	1			
Forté	25	100	4.0	26	1			
Stingley	8	45	5.6	27	0			
Francis	2	12	6.0	8	0			
Burks	1	2	2.0	2	0			
Patrick	1	-16	-16.0	-16	0			
<b>Patriots</b>	<b>591</b>	<b>2948</b>	<b>5.0</b>	<b>69t</b>	<b>24</b>			
<b>Opponents</b>	<b>462</b>	<b>1847</b>	<b>4.0</b>	<b>46</b>	<b>12</b>			

PUNT RETURNS	NO	FC	YDS	AVG	LG	TD
Haynes	45	0	608	13.5	89t	2
Beaudoin	2	0	18	9.0	11	0
Stingley	1	0	2	2.0	2	0
<b>Patriots</b>	<b>48</b>	<b>0</b>	<b>628</b>	<b>13.1</b>	<b>89t</b>	<b>2</b>
<b>Opponents</b>	<b>37</b>	<b>7</b>	<b>288</b>	<b>7.8</b>	<b>32</b>	<b>0</b>

Kick Returns	No	Yds	Avg	Lg	TD
Phillips	14	397	28.4	71	0
Feacher	10	240	24.0	46	0
Calhoun	9	183	20.3	33	0
Beaudoin	6	134	22.3	44	0
Forte	3	62	20.7	29	0
Conn	2	29	14.5	26	0
Carter	1	19	19.0	19	0
McKay	1	23	23.0	23	0
<b>Patriots</b>	<b>46</b>	<b>1087</b>	<b>23.6</b>	<b>71</b>	<b>0</b>
<b>Opponents</b>	<b>71</b>	<b>1559</b>	<b>22.1</b>	<b>58</b>	<b>0</b>

**Smith:** (316, 276, 39b) (42n, 22G, 47n) (42G, 40G, 26G, 37n) (-) (41G) (-) (44G, 32G) (43G) (46G, 33G) (48n, 44n) (28G) (44n, 19n, 49G, 41n) (43n) (30G).

**Opponents:** (28G, 32G) (-) (32G, 41G, 48n) (44G) (44n, 36G) (-) (46G, 34n) (47G) (31G) (40n) (19G) (-) (50G, 47n, 29G) (-).

**Starters: Offense:** WR Randy Vataha (8), Darryl Stingley (4), Marlin Briscoe (2); LT Leon Gray (14); LG John Hannah (14); C Bill Lenkaitis (14); RG Sam Adams (14); RT Bob McKay (14); TE Russ Francis (12), Al Chandler (2); WR D. Stingley (9), M. Briscoe (3), Steve Burks (1), A. Chandler (1); QB Steve Grogan (16); RB Andy Johnson (12), Sam Cunningham (1), Ike Forté (1); FB S. Cunningham (10), Don Calhoun (3), A. Johnson (1).

**Defense:** LE Tony McGee (13), Mel Lunsford (13); NT Ray Hamilton (14); RE Julius Adams (14); LOLB Steve Zabel (14); LILB Steve Nelson (11), Sam Hunt (2), Donnie Thomas (1); RILB S. Hunt (9), George Webster (3), Jim Romaniszyn (2); ROLB Pete Barnes (7), Steve King (7); LCB Bob Howard (14); RCB Mike Haynes (14); SS Prentice McCray (14); FS Tim Fox (13), Dick Conn (1).

**1976 Coaching Staff:** Hank Bullough, Defensive Line, Rollie Dotsch, Outside Linebackers, Ron Erhardt, Offensive Backfield, Red Miller, Offensive Line, Ray Perkins, Receivers, John Polonchek, QBs/Special Asst. to Head Coach, Charlie Sumner, Linebackers/Secondary, Larry Weaver, Defensive Backfield, Tom Yewic, Offensive Backfield/Special Teams.

**Pro Bowl (4):** TE Russ Francis (1), T Leon Gray (1), G John Hannah (1), CB Mike Haynes (1).

PASSING	ATT	CMP	YARDS	CMP%	YDS/ATT	TD	TD%	INT	INT%	LG	SK/YDS	RATING
Grogan	302	145	1903	48.0	6.30	18	6.0	20	6.6	58t	18/155	60.6
Owen	5	1	7	20.0	1.40	0	0.0	0	0.0	7	0/0	39.6
Johnson	2	0	0	0.0	0.0	0	0.0	0	0.0	0	0/0	39.6
Briscoe	0	0	0	0.0	0.0	0	0.0	0	0.0	0	1/9	--
<b>Patriots</b>	<b>309</b>	<b>146</b>	<b>1910</b>	<b>47.2</b>	<b>6.25</b>	<b>18</b>	<b>5.8</b>	<b>20</b>	<b>6.5</b>	<b>58t</b>	<b>19/164</b>	<b>59.7</b>
<b>Opponents</b>	<b>437</b>	<b>229</b>	<b>2604</b>	<b>52.4</b>	<b>5.96</b>	<b>16</b>	<b>3.7</b>	<b>23</b>	<b>5.3</b>	<b>55</b>	<b>47/429</b>	<b>60.9</b>



# 1977 FINAL STATISTICS (9-5)

Head Coach: Chuck Fairbanks • Third in AFC East • Home Stadium: Schaefer Stadium

Date	W/L	Score	Opponent	Attendance
9/18	W	21-17	Kansas City	58,288
9/26	L	27-30	at Cleveland OT	77,910
10/02	L	27-30	at N.Y. Jets	49,801
10/09	W	31-0	Seattle	54,363
10/16	W	24-20	at San Diego	51,143
10/23	W	17-3	Baltimore	61,279
10/30	W	24-13	N.Y. Jets	61,279
11/06	L	14-24	Buffalo	61,279
11/13	L	5-17	at Miami	67,907
11/20	W	20-10	at Buffalo	31,157
11/27	W	14-6	Philadelphia	58,192
12/04	W	16-10	at Atlanta	60,738
12/11	W	14-10	Miami	61,279
12/18	L	24-30	at Baltimore	60,763

## Team Statistics

	PATS	OPP
<b>TOTAL FIRST DOWNS</b>	<b>247</b>	<b>215</b>
By Rushing	132	86
By Passing	101	111
By Penalty	14	18
Third Down: Md/Att.	98/199	74/196
Third Down: Eff.	49.0	38.0

<b>TOTAL NET YARDS</b>	<b>4310</b>	<b>3638</b>
Avg. per Game	307.9	259.9
Total Offensive Plays	922	866
Avg. per Play	4.7	4.7

<b>NET YARDS RUSHING</b>	<b>2303</b>	<b>1605</b>
Total Rushing Plays	603	452
Avg. per Rush	3.8	3.6
Avg. per Game	164.5	114.6

<b>NET YARDS PASSING</b>	<b>2007</b>	<b>2033</b>
Avg. per Game	143.4	145.2
Sacked/Yards Lost	14/155	58/471
Gross Yards Passing	2162	2504
Att./Completions	305/160	356/188
Completion Pct.	52.5	52.8
Had Intercepted	21	19

<b>PUNTS/AVERAGE</b>	<b>68/34.6</b>	<b>78/39.1</b>
<b>PENALTIES/YARDS</b>	<b>112/931</b>	<b>71/610</b>

<b>FUMBLES/BALLS LOST</b>	<b>28/15</b>	<b>20/10</b>
<b>TOUCHDOWNS</b>	<b>33</b>	<b>26</b>
Rushing	13	8
Passing	17	16
Returns	3	2

<b>Score by Periods</b>	<b>1</b>	<b>2</b>	<b>3</b>	<b>4</b>	<b>OT</b>	<b>Total</b>
Patriots	79	65	74	60	0	278
Opponents	58	23	61	72	3	217

<b>SCORING</b>	<b>TD</b>	<b>Ru</b>	<b>Pa</b>	<b>Rt</b>	<b>PAT</b>	<b>FG</b>	<b>S</b>	<b>TP</b>
Smith	0	0	0	0	33/33	15/21	0	78
Stingley	6	1	5	0	0	0	0	36
Cunningham	5	4	1	0	0	0	0	30
Calhoun	4	4	0	0	0	0	0	24
Francis	4	0	4	0	0	0	0	24
Hasselbeck	4	0	4	0	0	0	0	24
Clayborn	3	0	0	3	1	20	0	24
Morgan	3	0	3	0	0	18	0	18
Forte	2	2	0	0	0	12	0	12
Grogan	1	1	0	0	0	6	0	6
Phillips	1	1	0	0	0	6	0	6
Patriots	33	13	17	3	33/33	15/21	1	278
Opponents	26	8	16	2	22/26	13/21	0	217

RUSHING	NO	YDS	AVG	LG	TD
Cunningham	270	1015	3.8	31t	4
Calhoun	198	727	3.7	25	4
Grogan	61	324	5.3	41	1
Forte	62	157	2.5	16	2
Phillips	5	27	5.4	13	1
Stingley	3	33	11.0	34t	1
Ivory	3	10	3.3	9	0
Morgan	1	10	10.0	10	0
<b>Patriots</b>	<b>603</b>	<b>2303</b>	<b>3.8</b>	<b>41</b>	<b>13</b>
<b>Opponents</b>	<b>452</b>	<b>1605</b>	<b>3.6</b>	<b>66</b>	<b>8</b>

RECEIVING	NO	YDS	AVG	LG	TD
Cunningham	42	370	8.8	35	1
Stingley	39	657	16.8	68	5
Morgan	21	443	21.1	64t	3
Francis	16	229	14.3	31t	4
Calhoun	13	152	11.7	47	0
Hasselbeck	9	76	8.4	21	4
Forte	8	88	11.0	22	0
Chandler	7	68	9.7	16	0
Burks	5	79	15.8	22	0
<b>Patriots</b>	<b>160</b>	<b>2162</b>	<b>13.5</b>	<b>68</b>	<b>17</b>
<b>Opponents</b>	<b>188</b>	<b>2504</b>	<b>13.3</b>	<b>78</b>	<b>16</b>

INTERCEPTIONS	NO	YDS	AVG	LG	TD
Haynes	5	54	10.8	22	0
McCray	4	61	15.2	48	0
Howard	4	10	2.2	6	0
Fox	3	39	13.0	27	0
Hunt	2	17	8.5	10	0
Barnes	1	13	13.0	13	0
<b>Patriots</b>	<b>19</b>	<b>194</b>	<b>10.2</b>	<b>48</b>	<b>0</b>
<b>Opponents</b>	<b>21</b>	<b>279</b>	<b>13.3</b>	<b>45</b>	<b>2</b>

PUNTING	NO	YDS	AVG	LG	TD	INT	BLK
Patrick	68	2354	34.6	64	6	13	3
<b>Patriots</b>	<b>68</b>	<b>2354</b>	<b>34.6</b>	<b>64</b>	<b>6</b>	<b>13</b>	<b>3</b>
<b>Opponents</b>	<b>78</b>	<b>3048</b>	<b>39.1</b>	<b>65</b>	<b>9</b>	<b>10</b>	<b>0</b>

PUNT RETURNS	NO	FC	YDS	AVG	LG	TD
Morgan	16	2	220	13.8	53	0
Haynes	24	2	200	8.3	46	0
Forte	2	1	9	4.5	6	0
Beaudoin	1	0	0	0.0	0	0
Westbrook	0	1	0	0.0	0	0
<b>Patriots</b>	<b>43</b>	<b>6</b>	<b>429</b>	<b>10.0</b>	<b>53</b>	<b>0</b>
<b>Opponents</b>	<b>33</b>	<b>6</b>	<b>270</b>	<b>8.2</b>	<b>23</b>	<b>0</b>

KICK RETURNS	NO	YDS	AVG	LG	TD
Clayborn	28	869	31.0	101t	3
Phillips	6	93	15.5	22	0
Beaudoin	4	73	18.3	30	0
McKay	1	16	16.0	16	0
<b>Patriots</b>	<b>39</b>	<b>1051</b>	<b>26.9</b>	<b>101t</b>	<b>3</b>
<b>Opponents</b>	<b>52</b>	<b>1086</b>	<b>20.9</b>	<b>73</b>	<b>0</b>

**Sacks:** McGee 12.0, Hamilton 10.0, Adams 9.5, Shoate 6.0, Barnes 5.0, Nelson 5.0, Boyd 2.5, Fox 2.0, Lunsford 1.5, Bishop 1.0, Clayborn 1.0, Hunt 1.0, King 1.0, Zabel 0.5. Patriots 58.0, Opponents 14.0.

FIELD GOALS	1-19	20-29	30-39	40-49	50+
Smith	1/1	4/5	9/11	1/4	0/0
<b>Patriots</b>	<b>1/1</b>	<b>4/5</b>	<b>9/11</b>	<b>1/4</b>	<b>0/0</b>
<b>Opponents</b>	<b>0/1</b>	<b>5/5</b>	<b>7/11</b>	<b>1/4</b>	<b>0/0</b>

**Smith:** (-) (35G,28G) (44G,24G) (36G, 26wr) (28G) (18G) (30G) (-) (37n,35G) (33G, 25G,44n) (-) (47s,36G,32G,29G,35b) (47b) (30G).

**Opponents:** (22G) (37G,37G,35G,44wr,39b) (38b,37G) (-) (-) (40G) (36G, 40wl,21G) (30G) (33G) (-) (19b,33wl) (25G) (28G) (38wl,28G,45wl).

**Starters: Offense:** WR Stanley Morgan (14); LT Leon Gray (11), Shelby Jordan (3); LG John Hannah (11), Pete Brock (3); C Bill Lenkaitis (14); RG Sam Adams (13), P. Brock (1); RT Tom Neville (13), Bob McKay (3); TE Russ Francis (10), Al Chandler (3), Don Hasselbeck (1); WR Darryl Stingley (14); QB Steve Grogan (14); RB Don Calhoun (14); FB Sam Cunningham (14).

**Defense:** LE Mel Lunsford (13), Tony McGee (1); NT Ray Hamilton (14); RE Julius Adams (14); LOLB Steve Zabel (10), Steve King (4); LILB Steve Nelson (13), Ray Costict (1); RILB Sam Hunt (13), R. Costict (1); ROLB Pete Barnes (11), Rod Shoate (3); LCB Bob Howard (12), Raymond Clayborn (2); RCB Mike Haynes (14); SS Prentice McCray (14); FS Tim Fox (14).

**1977 Coaching Staff:** Hank Bullough, Defensive Line, Ron Erhardt, Offensive Backfield, Leon McLaughlin, Offensive Line, Ray Perkins, Receivers, John Polonchek, QBs/Special Asst. to Head Coach, Charlie Sumner, Linebackers/Secondary, Dick Walker, Defensive Backs, Tom Yewcic, Offensive Backfield/ Special Teams.

**Pro Bowl (2):** TE Russ Francis (2), CB Mike Haynes (2).

PASSING	ATT	CMP	YARDS	CMP%	YDS/ATT	TD	TD%	INT	INT%	LG	SK/YDS	RATING
Grogan	305	160	2162	52.5	7.09	17	5.6	21	6.9	68	14/155	65.2
<b>Patriots</b>	<b>305</b>	<b>160</b>	<b>2162</b>	<b>52.5</b>	<b>7.09</b>	<b>17</b>	<b>5.6</b>	<b>21</b>	<b>6.9</b>	<b>68</b>	<b>14/155</b>	<b>65.2</b>
<b>Opponents</b>	<b>356</b>	<b>188</b>	<b>2504</b>	<b>52.8</b>	<b>7.03</b>	<b>16</b>	<b>4.5</b>	<b>19</b>	<b>5.3</b>	<b>78</b>	<b>58/471</b>	<b>68.1</b>

# 1978 FINAL STATISTICS (11-5)

Head Coaches: Chuck Fairbanks (11-4); Ron Erhardt & Hank Bullough co-head coaches (0-1) • AFC East Division Champions • Home Stadium: Schaefer Stadium

DATE	W/L	SCORE	OPPONENT	ATTENDANCE
9/03	L	14-16	Washington	55,063
9/10	L	16-6	at St. Louis	49,555
9/17	L	27-34	Baltimore	57,503
9/24	W	21-14	at Oakland	53,500
10/01	W	28-23	San Diego	61,287
10/08	W	24-14	Philadelphia	61,287
10/15	W	10-3	at Cincinnati	56,257
10/22	W	33-24	Miami	61,297
10/29	W	55-21	N.Y. Jets	61,297
11/05	W	14-10	at Buffalo	46,101
11/12	L	23-26	Houston	61,297
11/19	W	19-17	at N.Y. Jets	60,372
11/26	W	35-14	Baltimore	49,404
12/03	L	10-17	at Dallas	65,045
12/10	W	26-24	Buffalo	59,927
12/18	L	3-23	at Miami	75,445
<b>AFC PLAYOFFS</b>				
12/31	L	14-31	Houston	61,297

## Team Statistics

	PATS	OPP
<b>TOTAL FIRST DOWNS</b>	<b>322</b>	<b>258</b>
By Rushing	181	100
By Passing	125	143
By Penalty	16	15
Third Down: Md/Att.	92/203	96/220
Third Down: Eff.	45.3	43.6
<b>TOTAL NET YARDS</b>	<b>5965</b>	<b>4615</b>
Avg. per Game	372.8	288.4
Total Offensive Plays	1085	971
Avg. per Play	5.5	4.8
<b>NET YARDS RUSHING</b>	<b>3165</b>	<b>1852</b>
Total Rushing Plays	671	511
Avg. per Rush	4.7	3.6
Avg. per Game	197.8	115.8
<b>NET YARDS PASSING</b>	<b>2800</b>	<b>2763</b>
Avg. per Game	175.0	172.7
Sacked/Yards Lost	24/206	35/296
Gross Yards Passing	3006	3059
Att./Completions	390/196	425/235
Completion Pct.	50.3	55.3
Had Intercepted	25	22
<b>PUNTS/AVERAGE</b>	<b>61/35.0</b>	<b>78/39.5</b>
<b>PENALTIES/YARDS</b>	<b>92/852</b>	<b>81/683</b>
<b>FUMBLES/BALLS LOST</b>	<b>35/21</b>	<b>34/21</b>
<b>TOUCHDOWNS</b>	<b>46</b>	<b>38</b>
Rushing	30	14
Passing	15	21
Returns	1	3
<b>Score by Periods</b>	<b>1 2 3 4 OT Total</b>	<b>0 0 0 0 0 0</b>
Patriots	77 122 63 96 0	358
Opponents	55 60 71 97 0	286
<b>SCORING</b>	<b>TD Ru Pa Rt PAT FG S TP</b>	
Ivory	11 11 0 0 0	0 66
Fosey	0 0 0 0 0	29/31 11/22 0 62
Cunningham	8 8 0 0 0	0 48
Jackson	6 6 0 0 0	0 36
Grogan	5 5 0 0 0	0 30
Morgan	5 5 0 0 0	0 30
Francis	4 4 0 0 0	0 24
Johnson	3 3 0 0 0	0 18
McAlister	2 2 0 0 0	0 12
Smith	0 0 0 0 0	6/7 1/1 0 9
Lowery	0 0 0 0 0	7/7 0/1 0 7
Calhoun	1 1 0 0 0	0 6
Haynes	1 0 0 1 0	0 6
Bishop	0 0 0 0 0	1 2
Fox	0 0 0 0 0	1 2
Wilson	0 0 0 0 0	0/1 0/0 0 2
<b>Patriots</b>	<b>46 30 15 1 42/46</b>	<b>12/24 2 358</b>
<b>Opponents</b>	<b>38 14 21 3 31/38</b>	<b>9/19 0 286</b>

RUSHING	NO	YDS	AVG	LG	TD
Cunningham	199	768	3.9	52t	8
Ivory	141	693	4.9	28	11
Johnson	147	675	4.6	52	3
Grogan	81	539	6.7	31	5
Calhoun	76	391	5.1	73	1
McAlister	19	77	4.1	16	2
Morgan	2	11	5.5	6	0
Jackson	1	7	7.0	7	0
Tatupu	3	6	2.0	3	0
Wilson	1	0	0.0	0	0
Westbrook	1	-2	-2.0	-2	0
<b>Patriots</b>	<b>671</b>	<b>3165</b>	<b>4.7</b>	<b>73</b>	<b>30</b>
<b>Opponents</b>	<b>511</b>	<b>1852</b>	<b>3.6</b>	<b>32t</b>	<b>14</b>

RECEIVING	NO	YDS	AVG	LG	TD
Francis	39	543	13.9	53	4
Jackson	37	743	20.1	57	6
Morgan	34	820	24.1	75t	5
Cunningham	31	297	9.6	31	0
Jonsson	26	267	10.3	31	0
Ivory	14	122	8.7	18	0
Hasselbeck	7	107	15.3	24	0
Westbrook	3	38	12.7	19	0
Calhoun	3	29	9.7	15	0
Pennywell	1	28	28.0	28	0
McAlister	1	12	12.0	12	0
<b>Patriots</b>	<b>196</b>	<b>3006</b>	<b>15.3</b>	<b>75t</b>	<b>15</b>
<b>Opponents</b>	<b>235</b>	<b>3059</b>	<b>13.0</b>	<b>67t</b>	<b>21</b>

INTERCEPTIONS	NO	YDS	AVG	LG	TD
Haynes	6	123	20.5	50	1
Nelson	5	104	20.8	37	0
Clayborn	4	72	18.0	44	0
Beaudoin	3	25	8.3	13	0
Fox	2	10	5.0	10	0
Conn	1	24	24.0	24	0
Zabel	1	0	0.0	0	0
<b>Patriots</b>	<b>22</b>	<b>358</b>	<b>16.3</b>	<b>50</b>	<b>1</b>
<b>Opponents</b>	<b>25</b>	<b>252</b>	<b>10.1</b>	<b>49</b>	<b>1</b>

PUNTING	NO	YDS	AVG	LG	TB	IN20	BLK
Wilson	54	1921	35.6	57	4	14	0
Patrick	7	216	30.9	47	0	2	0
<b>Patriots</b>	<b>61</b>	<b>2137</b>	<b>35.0</b>	<b>57</b>	<b>4</b>	<b>16</b>	<b>0</b>
<b>Opponents</b>	<b>78</b>	<b>3081</b>	<b>39.5</b>	<b>63</b>	<b>8</b>	<b>17</b>	<b>0</b>

PUNT RETURNS	NO	FC	YDS	AVG	LG	TD
Morgan	32	4	335	10.5	48	0
Haynes	14	2	183	13.1	35	0
Conn	1	2	2	2.0	2	0
<b>Patriots</b>	<b>47</b>	<b>8</b>	<b>520</b>	<b>11.1</b>	<b>48</b>	<b>0</b>
<b>Opponents</b>	<b>29</b>	<b>10</b>	<b>272</b>	<b>9.4</b>	<b>30</b>	<b>0</b>

KICK RETURNS	NO	YDS	AVG	LG	TD
Clayborn	27	636	23.6	60	0
McAlister	10	186	18.6	32	0
Westbrook	7	125	17.9	33	0
Ivory	7	165	23.6	33	0
Morgan	1	17	17.0	17	0
Wheeler	1	0	0.0	0	0
Conn	1	26	26.0	26	0
Tatupu	1	17	17.0	17	0
<b>Patriots</b>	<b>55</b>	<b>1172</b>	<b>21.3</b>	<b>60</b>	<b>0</b>
<b>Opponents</b>	<b>69</b>	<b>1576</b>	<b>22.8</b>	<b>90t</b>	<b>1</b>

**Sacks:** McGee 11.5, Bishop 7.0, Hamilton 5, Shoate 5, Lunsford 3.5, Costick 1, Hawkins 1, Nelson 1. Patriots 35.0, Opponents 24.0.

FIELD GOALS	1-19	20-29	30-39	40-49	50+
Smith	0/0	1/1	0/0	0/0	0/0
Lowery	0/0	0/0	0/0	0/1	0/0
Posay	1/1	3/4	5/11	2/6	0/0
<b>Patriots</b>	<b>1/1</b>	<b>4/5</b>	<b>5/11</b>	<b>2/7</b>	<b>0/0</b>
<b>Opponents</b>	<b>0/0</b>	<b>5/6</b>	<b>1/5</b>	<b>2/5</b>	<b>1/3</b>

**Smith:** (-) (24G) (-). **Lowery:** (-) (45wl), **Posay:** (42G,36wl) (19G) (29G,37wr) (-) (48n) (32G,34G,37G,38wl,25wl) (48n, 47G,24G) (31s) (46b,30G,36b,39n) (42s,21G) (35G).

**Opponents:** (26G,54wr) (-) (-) (35wl, 47wl) (38wl,41G) (-) (25wr,44wl,52wr, 51wr) (29G,45wl) (-) (21G) (-) (45G,33n) (31wl) (26G) (26G) (30G).

**Starters: Offense:** WR Stanley Morgan (16); LT Leon Gray (16); LG John Hannah (16); C Bill Lenkaitis (16); RG Sam Adams (16); RT Shelby Jordan (16); TE Russ Francis (15), Don Hasselbeck (1); WR Harold Jackson (13); QB Steve Grogan (16); RB Andy Johnson (13), Horace Ivory (3); FB Sam Cunningham (14), Don Calhoun (2); 2nd TE D. Hasselbeck (3).

**Defense:** LE Mel Lunsford (15), Tony McGee (1); NT Ray Hamilton (16); RE Richard Bishop (15), Julius Adams (1); LOLB Steve Zabel (11), Steve King (5); LILB Steve Nelson (15), Ray Costick (1); ROLB Rod Shoate (15); R. Costick (1); LCB Ray Clayborn (16); RCB Michael Haynes (16); SS Doug Beaudoin (13), Tim Fox (2), Prentice McCray (1); FS T. Fox (14), P. McCray (2).

**1978 Coaching Staff:** Raymond Berry, Receivers, Hank Bullough, Defensive Line, Ron Erhardt, Offensive Backfield, John Polonchek, QBs/Special Asst. to Head Coach, Jim Ringo, Offensive Line, Fritz Shurmur, Defensive Line, Charlie Sumner, Linebackers/Secondary, Tom Yewcic, Offensive Backfield/Special Teams.

**Pro Bowl (5):** FB Sam Cunningham (1), TE Russ Francis (3), T Leon Gray (2), G John Hannah (2), CB Mike Haynes (3).

PASSING	ATT	CMP	YARDS	CMP%	YDS/ATT	TD	TD%	INT	INT%	LG	SK/YDS	RATING
Grogan	362	181	2824	50.0	7.80	15	4.1	23	6.4	75t	21/184	63.6
Owen	26	15	182	57.7	7.00	0	0.0	2	7.7	23	3/22	47.3
Johnson	2	0	0	0.0	0.00	0	0.0	0	0.0	0	0/0	39.6
<b>Patriots</b>	<b>390</b>	<b>196</b>	<b>3006</b>	<b>50.3</b>	<b>7.71</b>	<b>15</b>	<b>3.8</b>	<b>25</b>	<b>6.4</b>	<b>75t</b>	<b>24/206</b>	<b>62.2</b>
<b>Opponents</b>	<b>425</b>	<b>235</b>	<b>3059</b>	<b>55.3</b>	<b>7.19</b>	<b>21</b>	<b>4.9</b>	<b>22</b>	<b>5.1</b>	<b>67t</b>	<b>35/296</b>	<b>73.1</b>

# 1979 FINAL STATISTICS (9-7)

Head Coach: Ron Erhardt • Second in AFC East • Home Stadium: Schaefer Stadium

DATE	W/L SCORE	OPPONENT	ATTENDANCE
9/03	L 13-16	Pittsburgh	60,798
9/09	W 56-3	N.Y. Jets	53,113
9/16	W 20-14	Cincinnati	41,805
9/23	W 27-21	San Diego	60,916
10/01	L 14-27	Green Bay	52,842
10/07	W 24-17	Detroit	60,629
10/14	W 27-7	Chicago	54,128
10/21	W 28-13	Miami	61,096
10/28	L 26-31	Baltimore	41,029
11/04	W 26-6	Buffalo	67,935
11/11	L 10-45	Denver	74,379
11/18	W 50-21	Baltimore	60,879
11/25	L 13-16	Buffalo OT	60,991
11/29	L 24-39	at Miami	69,174
12/09	L 26-27	N.Y. Jets	60,372
12/16	W 27-23	Minnesota	54,719

RUSHING	NO	YDS	AVG	LG	TD
Cunningham	159	563	3.5	27	5
Ivory	143	522	3.7	52	1
Calhoun	137	456	3.3	29	5
Grogan	62	368	5.8	26	2
Johnson	43	132	3.1	15	1
Clark	19	84	4.4	19	2
Tatupu	23	71	3.1	12	0
Morgan	7	39	5.6	17	0
Jackson	3	12	4.0	12	0
Westbrook	2	8	4.0	4	0
Owen	2	-1	-0.5	0	0
Cavanaugh	1	-2	-2.0	-2	0
<b>Patriots</b>	<b>603</b>	<b>2252</b>	<b>3.7</b>	<b>52</b>	<b>16</b>
<b>Opponents</b>	<b>495</b>	<b>1770</b>	<b>3.6</b>	<b>39</b>	<b>22</b>

KICK RETURNS	NO	YDS	AVG	LG	TD
Clark	37	816	22.1	38	0
Sanford	10	179	17.9	23	0
Westbrook	11	151	13.7	30	0
Clayborn	2	33	16.5	20	0
Tatupu	3	15	5.0	12	0
Washington	1	18	18.0	18	0
Ivory	1	15	15.0	15	0
Morgan	1	12	12.0	12	0
<b>Patriots</b>	<b>66</b>	<b>1239</b>	<b>18.8</b>	<b>38</b>	<b>0</b>
<b>Opponents</b>	<b>80</b>	<b>1621</b>	<b>20.3</b>	<b>45</b>	<b>0</b>

**Sacks:** McGee 10.5, Bishop 8.5, Lunsford 8.0, Hamilton 7.0, Hawkins 7.0, Adams 6.0, Shoate 4.0, Costict 2.0, Nelson 2.0, Clayborn 1.0, Fox 1.0. Patriots 57.0, Opponents 49.0.

## Team Statistics

	PATS	OPP
<b>TOTAL FIRST DOWNS</b>	<b>318</b>	<b>283</b>
By Rushing	132	118
By Passing	159	139
By Penalty	27	26
Third Down: Md/Att.	113/254	85/225
Third Down: Eff.	44.4	37.7

<b>TOTAL NET YARDS</b>	<b>5470</b>	<b>4323</b>
Avg. per Game	341.9	270.2
Total Offensive Plays	1127	1019
Avg. per Play	4.8	4.3

<b>NET YARDS RUSHING</b>	<b>2252</b>	<b>1770</b>
Total Rushing Plays	603	495
Avg. per Rush	3.7	3.6
Avg. per Game	140.8	110.6

<b>NET YARDS PASSING</b>	<b>3218</b>	<b>2553</b>
Avg. per Game	201.1	159.6
Sacked/Yards Lost	49/382	57/512
Gross Yards Passing	3600	3065
Att./Completions	475/237	467/246
Completion Pct.	49.9	52.7
Had Intercepted	23	20

<b>PUNTS/AVERAGE</b>	<b>84/36.2</b>	<b>94/38.7</b>
<b>PENALTIES/YARDS</b>	<b>99/864</b>	<b>103/917</b>

<b>FUMBLES/BALLS LOST</b>	<b>28/15</b>	<b>35/22</b>
---------------------------	--------------	--------------

<b>TOUCHDOWNS</b>	<b>49</b>	<b>39</b>
Rushing	16	22
Passing	30	13
Returns	3	4

<b>Score by Periods</b>	<b>1</b>	<b>2</b>	<b>3</b>	<b>4</b>	<b>OT</b>	<b>Total</b>
<b>Patriots</b>	<b>85</b>	<b>137</b>	<b>60</b>	<b>129</b>	<b>0</b>	<b>411</b>
<b>Opponents</b>	<b>87</b>	<b>93</b>	<b>71</b>	<b>69</b>	<b>6</b>	<b>326</b>

SCORING	TD	Ru	Pa	Rt	PAT	FG	S	TP
Smith	0	0	0	0	46/49	23/33	0	115
Morgan	13	0	12	1	0	0	0	78
Jackson	7	0	7	0	0	0	0	42
Calhoun	6	5	1	0	0	0	0	36
Francis	5	0	5	0	0	0	0	30
Cunningham	5	5	0	0	0	0	0	30
Ivory	3	1	2	0	0	0	0	18
Clark	2	2	0	0	0	0	0	12
Grogan	2	2	0	0	0	0	0	12
Hawkins	1	0	0	1	0	0	0	6
Sanford	1	0	0	1	0	0	0	6
Westbrook	1	0	1	0	0	0	0	6
Pennywell	1	0	1	0	0	0	0	6
Johnson	1	0	1	0	0	0	0	6
Jarvis	1	0	1	0	0	0	0	6
<b>Patriots</b>	<b>49</b>	<b>16</b>	<b>30</b>	<b>3</b>	<b>46/49</b>	<b>23/33</b>	<b>1</b>	<b>411</b>
<b>Opponents</b>	<b>39</b>	<b>22</b>	<b>13</b>	<b>4</b>	<b>36/39</b>	<b>18/26</b>	<b>1</b>	<b>326</b>

RECEIVING	NO	YDS	AVG	LG	TD
Jackson	45	1013	22.5	59	7
Morgan	44	1002	22.8	63t	12
Francis	39	557	14.3	44	5
Cunningham	29	236	8.1	20	0
Ivory	23	216	9.4	24	2
Calhoun	15	66	4.4	14	1
Hasselbeck	13	158	12.2	41	1
Westbrook	9	173	19.2	38	1
Johnson	9	68	7.6	11	0
Pennywell	4	35	8.8	13t	1
Clark	2	35	17.5	20	0
Javis	2	30	15.0	15t	1
Tatupu	2	9	4.5	5	0
Chandler	1	2	2.0	2	0
<b>Patriots</b>	<b>237</b>	<b>3600</b>	<b>15.2</b>	<b>63t</b>	<b>30</b>
<b>Opponents</b>	<b>246</b>	<b>3065</b>	<b>12.5</b>	<b>82</b>	<b>13</b>

INTERCEPTIONS	NO	YDS	AVG	LG	TD
Clayborn	5	56	11.2	27	0
Haynes	3	66	22.0	33	0
McCray	3	48	16.0	26	0
Fox	2	38	19.0	25	0
Hawkins	2	35	17.5	35t	1
Sanford	1	39	39.0	12	0
Beaudoin	1	30	30.0	30	0
Costict	1	22	22.0	22	0
Nelson	1	18	18.0	18	0
Shoate	1	0	0.0	0	0
<b>Patriots</b>	<b>20</b>	<b>352</b>	<b>17.6</b>	<b>35t</b>	<b>1</b>
<b>Opponents</b>	<b>23</b>	<b>417</b>	<b>18.1</b>	<b>56</b>	<b>0</b>

PUNTING	NO	YDS	AVG	LG	TB	IN20	BLK
Hare	83	3038	36.6	58	11	20	1
<b>Patriots</b>	<b>84</b>	<b>3038</b>	<b>36.2</b>	<b>58</b>	<b>11</b>	<b>20</b>	<b>1</b>
<b>Opponents</b>	<b>94</b>	<b>3641</b>	<b>38.7</b>	<b>63</b>	<b>9</b>	<b>11</b>	<b>1</b>

PUNT RETURNS	NO	FC	YDS	AVG	LG	TD
Morgan	29	21	289	10.0	80t	1
Haynes	5	1	16	3.2	5	0
Westbrook	2	0	5	2.5	5	0
Sanford	1	0	1	1.0	1	0
<b>Patriots</b>	<b>37</b>	<b>22</b>	<b>311</b>	<b>8.4</b>	<b>80t</b>	<b>1</b>
<b>Opponents</b>	<b>28</b>	<b>17</b>	<b>317</b>	<b>11.3</b>	<b>75t</b>	<b>1</b>

FIELD GOALS	1-19	20-29	30-39	40-49	50+
Smith	0/0	6/6	11/13	6/14	0/0
<b>Patriots</b>	<b>0/0</b>	<b>6/6</b>	<b>11/13</b>	<b>6/14</b>	<b>0/0</b>
<b>Opponents</b>	<b>0/0</b>	<b>7/7</b>	<b>5/7</b>	<b>5/11</b>	<b>1/1</b>

**Smith:** (31G,32G) (-) (37n,47b,39G,39G) 2 (31G,31G) (42n) (44n,48n,29G) (21G, 29G) (48n) (42G,39G) (48n,49b,33G, 37G) (42G) (24G,29G,42G) (47G,40n, 32G) (28G) (47G,34n) (42G,30G).

**Opponents:** (43n,41G) (30G) (37n) (48n) (-) (26G) (-) (53G,40G) (37G,44n) (39G,40G,37n,49n,40n) (49G) (-) (29G, 26G,29G) (31G,33G,27G) (39G,25G) (24G,43s).

**Starters: Offense:** WR Stanley Morgan (16); LT Dwight Wheeler (10), Pete Brock (6); LG John Hannah (16); C Bill Lenkaitis (16); RG Sam Adams (13), Bob Cryder (2), P. Brock (1); RT Shelby Jordan (12), Garry Puetz (4); TE Russ Francis (13), Don Hasselbeck (3); WR Harold Jackson (16); QB Steve Grogan (16); RB Horace Ivory (9), Sam Cunningham (3), Andy Johnson (3), Don Calhoun (1); FB S. Cunningham (9), D. Calhoun (5), A. Johnson (2).

**Defense:** LE Mel Lunsford (15), Richard Bishop (1); NT Ray Hamilton (16); RE R. Bishop (13), Julius Adams (2), M. Lunsford (1); LOLB Mike Hawkins (14); LILB Steve Nelson (15), Bill Matthews (1); RILB Sam Hunt (15), John Zamberlin (1); ROLB Rod Shoate (14), Ray Costict, Steve King (1); LCB Raymond Clayborn (16); RCB Mike Haynes (15), Rick Sanford (1); SS Doug Beaudoin (8), Prentice McCray (5), R. Sanford (3); FS Tim Fox (16), 4th DL Tony McGee (2).

**1979 Coaching Staff:** Raymond Berry, Receivers, Hank Bulough, Defensive Line, Gino Cappelletti, Special Teams, Billy Kinard, Defensive Backfield, John Polonchek, DBs/Special Asst. to Head Coach, Jim Ringo, Offensive Line, Fritz Shurmur, Defensive Line, Tom Yewic, Offensive Backfield.

**Pro Bowl (3):** G John Hannah (3), CB Mike Haynes (4), WR Stanley Morgan (1).

PASSING	ATT	CMP	YARDS	CMP%	YDS/ATT	TD	TD%	INT	INT%	LG	SK/YDS	RATING
Grogan	423	206	3286	48.7	7.77	28	6.6	20	4.7	63t	45/341	77.4
Owen	47	27	248	57.4	5.28	2	4.3	3	6.4	32	4/41	59.5
Westbrook	2	2	52	100.0	26.0	0	0.0	0	0.0	28	0/0	118.8
Cavanaugh	1	1	10	100.0	10.0	0	0.0	0	0.0	10	0/0	108.3
Hare	1	1	4	100.0	4.0	0	0.0	0	0.0	4	0/0	83.3
Jackson	1	0	0	0.0	0.0	0	0.0	0	0.0	0/0	0/0	39.6
<b>Patriots</b>	<b>475</b>	<b>237</b>	<b>3600</b>	<b>49.9</b>	<b>7.58</b>	<b>30</b>	<b>6.3</b>	<b>23</b>	<b>4.8</b>	<b>63t</b>	<b>49/382</b>	<b>76.1</b>
<b>Opponents</b>	<b>467</b>	<b>246</b>	<b>3065</b>	<b>52.7</b>	<b>6.56</b>	<b>13</b>	<b>2.8</b>	<b>20</b>	<b>4.3</b>	<b>82</b>	<b>57/512</b>	<b>64.8</b>

# 1980 FINAL STATISTICS (10-6)

Head Coach: Ron Erhardt • Second in AFC East • Home Stadium: Schaefer Stadium

DATE	W/L	SCORE	OPPONENT	ATTENDANCE
9/07	W	34-17	Cleveland	49,222
9/14	L	21-37	Atlanta	48,321
9/21	W	37-31	at Seattle	61,035
9/29	W	23-14	Denver	59,602
10/05	W	21-11	at N.Y. Jets	53,603
10/12	W	34-0	Miami	60,377
10/19	W	37-21	at Baltimore	53,924
10/26	L	13-31	at Buffalo	75,092
11/02	W	34-21	N.Y. Jets	60,834
11/10	L	34-38	at Houston	51,524
11/16	L	14-17	L.A. Rams	60,609
11/23	W	47-21	Baltimore	60,994
11/30	L	17-21	at San Francisco	45,254
12/08	L	13-16	at Miami OT	63,292
12/14	W	24-2	Buffalo	58,324
12/21	W	38-27	at New Orleans	38,277

## Team Statistics

	PATS	OPP
<b>TOTAL FIRST DOWNS</b>	<b>319</b>	<b>270</b>
By Rushing	139	118
By Passing	154	141
By Penalty	26	11
Third Down: Md/Att.	98/210	79/214
Third Down: Eff.	46.7	36.9

<b>TOTAL NET YARDS</b>	<b>5435</b>	<b>4762</b>
Avg. per Game	339.7	297.6
Total Offensive Plays	1026	983
Avg. per Play	5.3	4.8

<b>NET YARDS RUSHING</b>	<b>2240</b>	<b>1876</b>
Total Rushing Plays	588	481
Avg. per Rush	3.8	3.9
Avg. per Game	140.0	117.3

<b>NET YARDS PASSING</b>	<b>3195</b>	<b>2886</b>
Avg. per Game	199.7	180.4
Sacked/Yards Lost	25/200	44/346
Gross Yards Passing	3395	3232
Att./Completions	413/240	458/266
Completion Pct.	58.1	58.1
Had Intercepted	27	24

<b>PUNTS/AVERAGE</b>	<b>63/38.0</b>	<b>92/41.0</b>
<b>PUNT RETURNS/AVG</b>	<b>28/8.5</b>	<b>60/8.6</b>
<b>NET PUNTING AVG.</b>	<b>33.6</b>	<b>33.3</b>

<b>PENALTIES/YARDS</b>	<b>79/996</b>	<b>92/833</b>
<b>FUMBLES/BALLS LOST</b>	<b>19/9</b>	<b>31/10</b>

<b>TOUCHDOWNS</b>	<b>52</b>	<b>40</b>
Rushing	19	12
Passing	27	28
Returns	6	0

<b>Score by Periods</b>	<b>1</b>	<b>2</b>	<b>3</b>	<b>4</b>	<b>OT</b>	<b>Total</b>
Patriots	77	132	110	122	0	441
Opponents	64	97	56	105	3	325

<b>SCORING</b>	<b>TD</b>	<b>Ru</b>	<b>Pa</b>	<b>Rt</b>	<b>PAT</b>	<b>FG</b>	<b>S</b>	<b>TP</b>
Smith	0	0	0	0	51/51	26/34	0	129
Calhoun	9	9	0	0	0	0	0	54
Francis	8	0	8	0	0	0	0	48
Morgan	6	0	6	0	0	0	0	36
Jackson	5	0	5	0	0	0	0	30
Hasselbeck	4	0	4	0	0	0	0	24
Ivory	3	2	0	1	0	0	0	18
Johnson	3	0	3	0	0	0	0	18
Tatupu	3	3	0	0	0	0	0	18
Clark	2	1	0	1	0	0	0	12
Ferguson	2	2	0	0	0	0	0	12
Foreman	1	1	0	0	0	0	0	6
Grogan	1	1	0	0	0	0	0	6
Pennywell	1	0	1	0	0	0	0	6
Haynes	1	0	0	1	0	0	0	6
James	1	0	0	1	0	0	0	6
Shoate	1	0	0	1	0	0	0	6
Sanford	1	0	0	1	0	0	0	6
Team	0	0	0	0	0/1	0/0	0	0
<b>Patriots</b>	<b>52</b>	<b>19</b>	<b>27</b>	<b>6</b>	<b>51/52</b>	<b>26/34</b>	<b>0</b>	<b>441</b>
<b>Opponents</b>	<b>40</b>	<b>12</b>	<b>28</b>	<b>0</b>	<b>39/40</b>	<b>14/20</b>	<b>2</b>	<b>325</b>

RUSHING	NO	YDS	AVG	LG	TD
Ferguson	211	818	3.9	44	2
Calhoun	200	787	3.9	22t	9
Grogan	30	112	3.7	19	1
Ivory	42	111	2.6	20t	2
Tatupu	33	97	2.9	11	3
Cavanaugh	19	97	5.1	22	0
Foreman	23	63	2.7	7	1
Clark	9	56	6.2	15	1
Jackson	5	37	7.4	16	0
Morgan	4	36	9.0	16	0
Johnson	11	26	2.4	11	0
Hubach	1	0	0.0	0	0
<b>Patriots</b>	<b>588</b>	<b>2240</b>	<b>3.8</b>	<b>44</b>	<b>19</b>
<b>Opponents</b>	<b>481</b>	<b>1876</b>	<b>3.9</b>	<b>33</b>	<b>12</b>

RECEIVING	NO	YDS	AVG	LG	TD
Morgan	45	991	22.0	71	6
Francis	41	664	16.2	39	8
Jackson	35	737	21.1	40	5
Calhoun	27	129	4.8	12	0
Johnson	24	259	10.8	22	3
Ferguson	22	173	7.9	18	0
Foreman	14	99	7.1	18	0
Ivory	12	95	7.9	19	0
Hasselbeck	8	130	16.3	35t	4
Westbrook	4	60	15.0	21	0
Pennywell	4	31	7.8	16	1
Tatupu	4	27	6.8	11	0
<b>Patriots</b>	<b>240</b>	<b>3395</b>	<b>14.1</b>	<b>71</b>	<b>27</b>
<b>Opponents</b>	<b>266</b>	<b>3232</b>	<b>12.2</b>	<b>79t</b>	<b>28</b>

INTERCEPTIONS	NO	YDS	AVG	LG	TD
Clayborn	5	87	17.4	29	0
Fox	4	41	10.2	23	0
James	4	32	8.0	19	0
Shoate	3	50	16.7	42t	1
Nelson	3	37	12.3	33	0
Hawkins	2	5	2.5	5	0
Haynes	1	31	31.0	31	0
Mathews	1	5	5.0	5	0
Sanford	1	0	0.0	0	0
<b>Patriots</b>	<b>24</b>	<b>288</b>	<b>12.0</b>	<b>42t</b>	<b>1</b>
<b>Opponents</b>	<b>27</b>	<b>369</b>	<b>13.7</b>	<b>80</b>	<b>0</b>

PUNTING	NO	YDS	AVG	TB	IN20	LG	BLK
Hubach	63	2392	38.0	2	12	69	0
<b>Patriots</b>	<b>63</b>	<b>2392</b>	<b>38.0</b>	<b>2</b>	<b>12</b>	<b>69</b>	<b>0</b>
<b>Opponents</b>	<b>92</b>	<b>3775</b>	<b>41.0</b>	<b>10</b>	<b>14</b>	<b>66</b>	<b>0</b>

PUNT RETURNS	NO	FC	YDS	AVG	LG	TD
James	33	3	331	10.0	75t	1
Haynes	17	2	140	8.2	35	0
Brown	10	1	42	4.2	14	0
<b>Patriots</b>	<b>60</b>	<b>6</b>	<b>513</b>	<b>8.6</b>	<b>75t</b>	<b>1</b>
<b>Opponents</b>	<b>28</b>	<b>13</b>	<b>237</b>	<b>8.5</b>	<b>25</b>	<b>0</b>

KICK RETURNS	NO	YDS	AVG	LG	TD
Ivory	36	992	27.6	98t	1
Brown	9	156	17.3	26	0
Currier	6	98	16.3	26	0
Westbrook	1	14	14.0	14	0
Clark	3	21	7.0	13	0
Pennywell	1	0	0.0	0	0
<b>Patriots</b>	<b>56</b>	<b>1281</b>	<b>22.9</b>	<b>98t</b>	<b>1</b>
<b>Opponents</b>	<b>90</b>	<b>1649</b>	<b>18.3</b>	<b>35t</b>	<b>0</b>

**Sacks:** Adams 9.0, Hamilton 8.0, McGee 7.5, Shoate 6.0, Bishop 5.5, Zamberlin 2.5, Hawkins 2.0, Haynes 1.0, McGrew 1.0, Sanford 1.0, McDougald 0.5. Patriots 44.0, Opponents 25.0.

FIELD GOALS	1-19	20-29	30-39	40-49	50+
Smith	2-2	11-11	10-14	3-7	0-0
<b>Patriots</b>	<b>2-2</b>	<b>11-11</b>	<b>10-14</b>	<b>3-7</b>	<b>0-0</b>
<b>Opponents</b>	<b>0-0</b>	<b>8-8</b>	<b>4-8</b>	<b>2-3</b>	<b>0-1</b>

**Smith:** (37G,35G) (-) 19G,30G,44w,29G (26G,19G,36G) (-) 30G,34w,36G (27G, 29G,37G) (41G,32G) (21G, 27G, 44w) (26G,44G,32b) (47s) (22G, 35G) (37w, 42G) (23G,33G,35b) (40w,27G) (22G).

**Opponents:** (25G) (26G,27G,39G) (33G) (73s) (49b,39w,40G) (-) (35w) (23G,36w) (-) (45G) (29G) (39w) (-) (27G, 24G,23G) (-) (30G,38G).

**Starters: Offense:** WR Stanley Morgan (16); LT Dwight Wheeler (15), Garry Puetz (1); LG John Hannah (16); C Bill Lenkaitis (16); RG Sam Adams (15), Bob Cryder (1); RT Shelby Jordan (16); TE Russ Francis (15), Don Hasselbeck (1); WR Harold Jackson (16); QB Steve Grogan (12), Matt Cavanaugh (4); RB Vagas Ferguson (16); FB Don Calhoun (16).

**Defense:** LE Mel Lunsford (12), Richard Bishop (4); NT Ray Hamilton (15), R. Bishop (1); RE Julius Adams (16); LOLB Mike Hawkins (16), LILB Steve Nelson (16); RILB John Zamberlin (13), Bob Golic (3); ROLB Rod Shoate (16); LCB Raymond Clayborn (15), Mike Haynes (1); RCB M. Haynes (11), Rick Sanford (4), R. Clayborn (1); SS Roland James (10), R. Sanford (6); FS Tim Fox (16).

**1980 Coaching Staff:** Raymond Berry, Receivers, Gino Cappelletti, Special Teams, Billy Kinard, Defensive Backfield, Bill Parcells, Linebackers, John Polonchek, QBs/Special Asst. to Head Coach, Jim Ringo, Offensive Line, Fritz Shurmur, Defensive Coordinator/Line, Tom Yewcic, Offensive Backfield.

**Pro Bowl (7):** DE Julius Adams (1), FS Tim Fox (1), G John Hannah (5), CB Mike Haynes (5), WR Stanley Morgan (2), LB Steve Nelson (1), K John Smith (1).

PASSING	ATT	CMP	YARDS	CMP%	YDS/ATT	TD	TD%	INT	INT%	LG	SK/YDS	RATING
Grogan	306	175	2475	57.2	8.09	18	5.9	22	7.2	71	17/138	73.1
Cavanaugh	105	63	885	60.0	8.43	9	8.6	5	4.8	40	8/62	95.9
Jackson	2	2	35	100.0	17.5	0	0.0	0	0.0	23	0/0	118.8
<b>Patriots</b>	<b>413</b>	<b>240</b>	<b>3395</b>	<b>58.1</b>	<b>8.22</b>	<b>27</b>	<b>6.5</b>	<b>27</b>	<b>6.5</b>	<b>71</b>	<b>25/200</b>	<b>79.3</b>
<b>Opponents</b>	<b>458</b>	<b>266</b>	<b>3232</b>	<b>58.1</b>	<b>7.06</b>	<b>28</b>	<b>6.1</b>	<b>24</b>	<b>5.2</b>	<b>79t</b>	<b>44/346</b>	<b>78.4</b>

# 1981 FINAL STATISTICS (2-14)

Head Coach: Ron Erhardt • Fifth in AFC East • Home Stadium: Schaefer Stadium

DATE	W/L	SCORE	OPPONENT	ATTENDANCE
9/06	L	28-29	Baltimore	49,572
9/13	L	3-13	at Philadelphia	71,089
9/21	L	21-35	Dallas	60,311
9/27	L	21-27	at Pittsburgh OT	53,344
10/04	W	33-17	Kansas City	55,931
10/11	L	24-28	at N.Y. Jets	55,093
10/18	W	38-10	Houston	60,474
10/25	L	22-24	at Washington	50,394
11/01	L	17-27	at Oakland	44,246
11/08	L	27-30	Miami OT	60,436
11/15	L	6-17	N.Y. Jets	45,342
11/22	L	17-20	at Buffalo	71,593
11/29	L	20-27	St. Louis	39,946
12/06	L	14-24	at Miami	50,421
12/13	L	10-19	Buffalo	42,549
12/20	L	21-23	at Baltimore	17,073

## Team Statistics

	PATS	OPP
<b>TOTAL FIRST DOWNS</b>	<b>306</b>	<b>328</b>
By Rushing	124	160
By Passing	166	148
By Penalty	16	20
Third Down: Md/Att.	77/208	100/230
Third Down: Eff.	37.0	43.5
<b>TOTAL NET YARDS</b>	<b>5623</b>	<b>5827</b>
Avg. per Game	351.4	364.2
Total Offensive Plays	1026	1103
Avg. per Play	5.5	5.3
<b>NET YARDS RUSHING</b>	<b>2040</b>	<b>2950</b>
Total Rushing Plays	499	644
Avg. per Rush	4.1	4.5
Avg. per Game	127.5	184.4
<b>NET YARDS PASSING</b>	<b>3583</b>	<b>2877</b>
Avg. per Game	223.9	179.8
Sacked/Yards Lost	45/321	20/175
Gross Yards Passing	3904	3052
Att./Completions	482/254	439/243
Completion Pct.	52.7	55.3
Had Intercepted	34	16
<b>PUNTS/AVERAGE</b>	<b>75/39.3</b>	<b>74/38.8</b>
<b>NET PUNTING AVG.</b>	<b>31.8</b>	<b>34.5</b>
<b>PENALTIES/YARDS</b>	<b>88/725</b>	<b>86/763</b>
<b>FUMBLES/BALLS LOST</b>	<b>32/16</b>	<b>34/17</b>
<b>TOUCHDOWNS</b>	<b>40</b>	<b>42</b>
Rushing	23	20
Passing	17	18
Returns	0	4
<b>Score by Periods</b>	<b>1 2 3 4 OT Total</b>	<b>0 0 0 0 0 0</b>
Patriots	68 92 67 95 0	322
Opponents	78 117 90 76 9	370

SCORING	TD	Ru	Pa	Rt	PAT	FG	S	TP
Smith	0	0	0	0	37/39	15/24	0	82
Collins	7	7	0	0	0	0	0	42
Morgan	6	0	0	0	0	0	0	36
Hasselbeck	6	0	0	0	0	0	0	36
Cunningham	4	4	0	0	0	0	0	24
Cavanaugh	3	3	0	0	0	0	0	18
Ferguson	3	3	0	0	0	0	0	18
Tatupu	3	2	1	0	0	0	0	18
Calhoun	2	2	0	0	0	0	0	12
Grogan	2	2	0	0	0	0	0	12
Westbrook	2	0	2	0	0	0	0	12
Pennywell	1	0	1	0	0	0	0	6
Johnson	1	0	1	0	0	0	0	6
Team	0	0	0	0	0/1	0/0	0	0
<b>Patriots</b>	<b>40</b>	<b>23</b>	<b>17</b>	<b>0</b>	<b>37/40</b>	<b>15/24</b>	<b>0</b>	<b>322</b>
<b>Opponents</b>	<b>42</b>	<b>20</b>	<b>18</b>	<b>4</b>	<b>32/41</b>	<b>25/39</b>	<b>2</b>	<b>370</b>

RUSHING	NO	YDS	AVG	LG	TD
Collins	204	873	4.3	29	7
Ferguson	78	340	4.4	19t	3
Cunningham	86	269	3.1	12	4
Calhoun	57	205	3.6	33	2
Tatupu	38	201	5.3	43	2
Cavanaugh	17	92	5.4	11	3
Grogan	12	49	4.1	24t	2
Morgan	2	21	10.5	11	0
Pennywell	1	3	3.0	3	0
Johnson	2	1	0.5	5	0
Jackson	2	-14	-7.0	-5	0
<b>Patriots</b>	<b>499</b>	<b>2040</b>	<b>4.1</b>	<b>43</b>	<b>23</b>
<b>Opponents</b>	<b>644</b>	<b>2950</b>	<b>4.6</b>	<b>75t</b>	<b>20</b>

RECEIVING	NO	YDS	AVG	LG	TD
Hasselbeck	46	808	17.6	51	6
Morgan	44	1029	23.4	76t	6
Jackson	39	669	17.2	45	0
Johnson	39	429	11.0	36	1
Collins	26	232	9.0	22	0
Tatupu	12	132	11.0	41	1
Cunningham	12	92	7.7	12	0
Dawson	7	126	18.0	42	0
Westbrook	7	122	17.4	32	2
Calhoun	7	71	10.1	20	0
Toler	5	70	14.0	23	0
Ferguson	4	39	9.8	20	0
Pennywell	3	49	16.3	22t	1
Grogan	2	27	13.5	16	0
Cavanaugh	1	9	9.0	9	0
<b>Patriots</b>	<b>254</b>	<b>3904</b>	<b>15.4</b>	<b>76t</b>	<b>17</b>
<b>Opponents</b>	<b>243</b>	<b>3052</b>	<b>12.6</b>	<b>55</b>	<b>18</b>

INTERCEPTIONS	NO	YDS	AVG	LG	TD
Sanford	3	28	9.3	21	0
Fox	3	20	6.7	20	0
Clayborn	2	39	19.5	39	0
James	2	29	14.5	21	0
Buben	1	49	49.0	49	0
Hawkins	1	16	16.0	16	0
Zamberlin	1	11	11.0	11	0
Haynes	1	3	3.0	3	0
Shoate	1	0	0.0	0	0
K. Lee	1	0	0.0	0	0
<b>Patriots</b>	<b>16</b>	<b>195</b>	<b>12.2</b>	<b>49</b>	<b>0</b>
<b>Opponents</b>	<b>34</b>	<b>570</b>	<b>16.8</b>	<b>67</b>	<b>1</b>

PUNTING	NO	YDS	AVG	TB	IN20	LG	BLK
Camarillo	47	1959	41.7	9	12	75	0
Hubach	19	726	38.2	2	2	56	0
Hutley	9	266	30.0	2	0	41	0
<b>Patriots</b>	<b>75</b>	<b>2951</b>	<b>39.3</b>	<b>13</b>	<b>14</b>	<b>75</b>	<b>0</b>
<b>Opponents</b>	<b>74</b>	<b>2872</b>	<b>38.8</b>	<b>6</b>	<b>22</b>	<b>65</b>	<b>0</b>

PUNT RETURNS	NO	FC	YDS	AVG	LG	TD
Morgan	15	4	116	7.7	26	0
James	7	2	56	8.0	18	0
Haynes	6	1	12	2.0	6	0
Collins	3	0	15	5.0	15	0
<b>Patriots</b>	<b>31</b>	<b>7</b>	<b>199</b>	<b>6.4</b>	<b>26</b>	<b>0</b>
<b>Opponents</b>	<b>35</b>	<b>8</b>	<b>305</b>	<b>8.7</b>	<b>75t</b>	<b>1</b>

KICK RETURNS	NO	YDS	AVG	LG	TD
Collins	39	773	19.8	30	0
Toler	9	148	16.4	32	0
Sanford	4	82	20.5	27	0
Johnson	3	53	17.7	19	0
Dombroski	2	45	22.5	24	0
Calhoun	2	38	19.0	22	0
K. Lee	2	20	10.0	16	0
Ivory	1	19	19.0	19	0
Hasselbeck	1	7	7.0	7	0
Matthews	1	5	5.0	5	0
Hamilton	1	0	0.0	0	0
<b>Patriots</b>	<b>65</b>	<b>1190</b>	<b>18.3</b>	<b>32</b>	<b>0</b>
<b>Opponents</b>	<b>68</b>	<b>1326</b>	<b>19.5</b>	<b>53</b>	<b>0</b>

**Sacks:** McGee 5.5, Bishop 4.5, Lee 3.0, Adams 3.0, Shoate 2.0, Hawkins 1.0, Hamilton 1.0. Patriots 20.0, Opponents 45.0.

FIELD GOALS	1-19	20-29	30-39	40-49	50+
Smith	0-0	7-7	2-6	5-7	1-4
<b>Patriots</b>	<b>0-0</b>	<b>7-7</b>	<b>2-6</b>	<b>5-7</b>	<b>1-4</b>
<b>Opponents</b>	<b>1-1</b>	<b>11-12</b>	<b>6-10</b>	<b>6-14</b>	<b>1-2</b>

**Smith:** (50w,39w) (22G) (43s) (-) (50G, 43G) (22G) (32w,21G) (25G, 22G, 46G, 53s) (38G) (27G, 34G) (42G, 29G) (43G, 35b) (39w) (49n, 50n) (42G) (-).

**Opponents:** (48G, 19G, 35G) (46G, 22G, 44w) (26G, 40w, 26G, 27G, 25G) (39w, 48w) (40w, 35G) (50w, 43w) (42G) (40b, 34G) (51G, 27w, 26G) (24G, 26G, 30G) (47G, 39w) (28G, 42w, 23G, 38w) (44G, 45G) (32G, 37n) (29G) (30G, 46s).

**Starters: Offense:** WR Stanley Morgan (13), Carlos Pennywell (2), Don Westbrook (1); LT Dwight Wheeler (11), Brian Holloway (5); LG John Hannah (16); C Pete Brock (16); RG Bob Cryder (15), Gary Puetz (1); RT Shelby Jordan (16); TE Don Hasselbeck (14), Lin Dawson (2); WR Harold Jackson (15); QB Matt Cavanaugh (8), Steve Grogan (7), Tom Owen (1); RB Tony Collins (11), Vagas Ferguson (5); FB Sam Cunningham (8), Don Calhoun (7), Mosei Tatupu (1); 3rd TE L. Dawson (1).

**Defense:** LE Tony McGee (9), Mark Buben (4), John Lee (3); NT Richard Bishop (16); RE Julius Adams (16); LOLB Mike Hawkins (15), Steve King (1); LILB Steve Nelson (12), Bob Golic (4); RILB Bill Matthews (9), B. Golic (5), J. Lee (1), John Zamberlin (1); ROLB Rod Shoate (16); LCB Raymond Clayborn (16); RCB Mike Haynes (6), Keith Lee (6), Roland James (3), Rick Sanford (1); SS R. Sanford (13), R. James (3); FS Tim Fox (16).

**1981 Coaching Staff:** Raymond Berry, Receivers, Gino Cappelletti, Special Teams, Bobby Grier, Offensive Backfield, Rick Lantz, Linebackers, Babe Parilli, Quarterbacks, Jim Ringo, Offensive Line, Dick Roach, Defensive Backs, Fritz Shurmur, Defensive Coordinator/Line.

**Pro Bowl (1):** G John Hannah (5).

PASSING	ATT	CMP	YARDS	CMP%	YDS/ATT	TD	TD%	INT	INT%	LG	SK/YDS	RATING
Cavanaugh	219	115	1633	52.5	7.46	5	2.3	13	5.9	65	24/165	59.8
Grogan	216	117	1859	54.2	8.61	7	3.2	16	7.4	76t	19/137	63.0
Owen	36	15	218	41.7	6.05	1	2.8	4	11.1	28	2/19	31.7
Johnson	9	7	194	77.7	21.5	4	44.0	1	11.1	66t	0/0	118.8
Jackson	1	0	0	0.0	0.00	0	0.0	0	0.0	0	0/0	39.6
Collins	1	0	0	0.0	0.00	0	0.0	0	0.0	0	0/0	39.6
<b>Patriots</b>	<b>482</b>	<b>254</b>	<b>3904</b>	<b>52.7</b>	<b>8.10</b>	<b>17</b>	<b>3.5</b>	<b>34</b>	<b>7.0</b>	<b>76t</b>	<b>45/321</b>	<b>62.1</b>
<b>Opponents</b>	<b>439</b>	<b>243</b>	<b>3052</b>	<b>55.3</b>	<b>6.95</b>	<b>18</b>	<b>4.1</b>	<b>16</b>	<b>3.6</b>	<b>55</b>	<b>20/175</b>	<b>75.7</b>



# 1982 FINAL STATISTICS (5-4)

Head Coach: Ron Meyer • Third in AFC East (Playoff Qualifier) • Home Stadium: Schaefer Stadium

DATE	W/L	SCORE	OPPONENT	ATTENDANCE
9/12	W	24-13	at Baltimore	39,055
9/19	L	7-31	N.Y. Jets	53,515
11/21	L	7-10	at Cleveland	47,281
11/28	W	29-21	Houston	33,602
12/05	L	13-26	at Chicago	36,973
12/12	W	3-0	Miami	25,716
12/19	W	16-0	at Seattle	53,457
12/26	L	14-37	at Pittsburgh	50,515
1/02	W	30-19	Buffalo	36,218
<b>AFC PLAYOFFS</b>				
1/08	L	13-28	at Miami	68,842

## Team Statistics

	PATS	OPP
<b>TOTAL FIRST DOWNS</b>	<b>146</b>	<b>185</b>
By Rushing	74	87
By Passing	63	88
By Penalty	9	10
Third Down: Md/Att.	37/109	47/122
Third Down: Eff.	33.9	38.5
Fourth Down: Md/Att.	4/7	5/8
Fourth Down: Eff.	57.1	62.5
<b>TOTAL NET YARDS</b>	<b>2633</b>	<b>2808</b>
Avg. per Game	292.6	312.0
Total Offensive Plays	526	602
Avg. per Play	5.0	4.6
<b>NET YARDS RUSHING</b>	<b>1347</b>	<b>1289</b>
Total Rushing Plays	324	315
Avg. per Rush	4.2	4.1
Avg. per Game	149.7	143.2
<b>NET YARDS PASSING</b>	<b>1286</b>	<b>1519</b>
Avg. per Game	142.9	168.8
Sacked/Yards Lost	15/134	20/172
Gross Yards Passing	1420	1691
Att./Completions	187/93	267/142
Completion Pct.	49.7	53.2
Had Intercepted	9	12
<b>PUNTS/AVERAGE</b>	<b>49/43.7</b>	<b>43/39.7</b>
<b>NET PUNTING AVG.</b>	<b>37.7</b>	<b>33.7</b>
<b>PENALTIES/YARDS</b>	<b>53/412</b>	<b>39/290</b>
<b>FUMBLES/BALLS LOST</b>	<b>16/8</b>	<b>19/11</b>
<b>TOUCHDOWNS</b>	<b>17</b>	<b>18</b>
Rushing	3	9
Passing	12	9
Returns	2	0

Score by Periods	1	2	3	4	OT	Total
Patriots	23	33	37	50	0	143
Opponents	34	49	13	61	0	157

SCORING	TD	Ru	Pa	Rt	PAT	FG	S	TP
Smith	0	0	0	0	6/7	5/8	0	21
Collins	3	1	2	0	0	0	0	18
Morgan	3	0	3	0	0	0	0	18
Toler	2	0	2	0	0	0	0	12
Miller	0	0	0	0	4/4	2/3	0	10
Robinson	0	0	0	0	5/5	1/2	0	8
Bradshaw	1	0	1	0	0	0	0	6
Brown	1	0	1	0	0	0	0	6
Dawson	1	0	1	0	0	0	0	6
Grogan	1	1	0	0	0	0	0	6
Hasselbeck	1	0	1	0	0	0	0	6
Sanford	1	0	0	1	0	0	0	6
R. Smith	1	0	0	1	0	0	0	6
van Egghen	1	0	1	0	0	0	0	6
Weathers	1	1	0	0	0	0	0	6
Crump	0	0	0	0	0	0	1	2
Team	0	0	0	0	0/1	0/0	0	0
<b>Patriots</b>	<b>17</b>	<b>3</b>	<b>12</b>	<b>2</b>	<b>15/17</b>	<b>8/13</b>	<b>1</b>	<b>143</b>
<b>Opponents</b>	<b>18</b>	<b>9</b>	<b>9</b>	<b>0</b>		<b>17/18</b>	<b>10/15</b>	<b>157</b>

RUSHING	NO	YDS	AVG	LG	TD
Collins	164	632	3.9	54	1
van Egghen	82	386	4.7	17	0
Tatupu	30	168	5.6	26	0
Weathers	24	83	3.5	18	1
Grogan	9	42	4.7	19	1
Cunningham	9	21	2.3	4	0
Ferguson	1	5	5.0	5	0
Toler	1	4	4.0	4	0
Cavanaugh	2	3	1.5	3	0
Morgan	2	3	1.5	3	0
<b>Patriots</b>	<b>324</b>	<b>1347</b>	<b>4.2</b>	<b>54</b>	<b>3</b>
<b>Opponents</b>	<b>315</b>	<b>1289</b>	<b>4.1</b>	<b>48</b>	<b>9</b>

RECEIVING	NO	YDS	AVG	LG	TD
Morgan	28	584	20.9	75t	3
Collins	19	187	9.8	33	2
Hasselbeck	15	158	10.5	41	1
Dawson	13	160	12.3	26	1
Bradshaw	6	111	18.5	48	1
Brown	4	114	28.5	41	1
Weathers	3	24	8.0	22	0
Toler	2	63	31.5	33t	2
van Egghen	2	14	7.0	9	0
Jones	1	5	5.0	5	0
<b>Patriots</b>	<b>93</b>	<b>1420</b>	<b>15.3</b>	<b>75t</b>	<b>12</b>
<b>Opponents</b>	<b>142</b>	<b>1691</b>	<b>11.9</b>	<b>46t</b>	<b>9</b>

INTERCEPTIONS	NO	YDS	AVG	LG	TD
Haynes	4	26	6.5	26	0
James	3	12	4.0	12	0
Sanford	2	105	52.5	99t	1
Blackmon	2	7	3.5	7	0
Clayborn	1	26	26.0	26	0
<b>Patriots</b>	<b>12</b>	<b>176</b>	<b>14.7</b>	<b>99t</b>	<b>1</b>
<b>Opponents</b>	<b>9</b>	<b>100</b>	<b>11.1</b>	<b>44</b>	<b>0</b>

PUNTING	NO	YDS	AVG	TB	IN20	LG	BLK
Camarrillo	49	2140	43.7	5	10	76	0
<b>Patriots</b>	<b>49</b>	<b>2140</b>	<b>43.7</b>	<b>5</b>	<b>10</b>	<b>76</b>	<b>0</b>
<b>Opponents</b>	<b>43</b>	<b>1709</b>	<b>39.7</b>	<b>6</b>	<b>12</b>	<b>81</b>	<b>0</b>

PUNT RETURNS	NO	FC	YDS	AVG	LG	TD
Smith, R.	16	8	139	8.7	19	0
<b>Patriots</b>	<b>16</b>	<b>8</b>	<b>139</b>	<b>8.7</b>	<b>19</b>	<b>0</b>
<b>Opponents</b>	<b>26</b>	<b>9</b>	<b>191</b>	<b>7.3</b>	<b>21</b>	<b>0</b>

KICK RETURNS	NO	YDS	AVG	LG	TD
Smith, R.	24	567	23.6	98t	1
Taylor	2	46	23.0	27	0
Dombroski	1	19	19.0	19	0
Lee	1	14	14.0	14	0
<b>Patriots</b>	<b>28</b>	<b>646</b>	<b>23.1</b>	<b>98t</b>	<b>1</b>
<b>Opponents</b>	<b>32</b>	<b>614</b>	<b>19.2</b>	<b>46</b>	<b>0</b>

**Sacks:** Blackmon 4.5, Sims 3.0, Adams 2.0, James 2.0, Weishuhn 2.0, Williams, L. 2.0, McGrew 1.5, Crump 1.0, Henson 1.0, Zamberlin 1.0. Patriots 20.0, Opponents 15.0.

FIELD GOALS	1-19	20-29	30-39	40-49	50+
Smith	0-1	2-2	2-2	1-3	0-0
Miller	0-0	2-2	0-1	0-0	0-0
Robinson	1-1	0-1	0-0	0-0	0-0
<b>Patriots</b>	<b>0-1</b>	<b>5-5</b>	<b>2-4</b>	<b>1-3</b>	<b>0-0</b>
<b>Opponents</b>	<b>0-0</b>	<b>4-4</b>	<b>2-3</b>	<b>4-5</b>	<b>0-3</b>

**Robinson:** (24G) (-) (33n). **Miller:** (23G,25G) (36b). **Smith:** (18n,33G) (21G,41b,37G,48w,23G) (-) (42G).

**Opponents:** (49G,37wr,30G) (30G) (24G) (52s) (53w,43G) (45b) (52B) (21G, 25G,44G) (46G,25G).

**Starters: Offense:** WR Stanley Morgan (9); LT Brian Holloway (9); LG John Hannah (8), Bob Cryder (1); C Pete Brock (9); RG Ron Wooten (7), B. Cryder (2); RT Shelby Jordan (9); TE Don Hasselback (5), Lin Dawson (4); WR Morris Bradshaw (5), Preston Brown (4); QB Steve Grogan (6), Matt Cavanaugh (3); RB Tony Collins (9); FB Mark van Egghen (5), Sam Cunningham (2), Robert Weathers (2).

**Defense:** LE Kenneth Sims (9); NT Lester Williams (9); Julius Adams (9); LOLB Lawrence McGrew (8), Andre Tippet (1); LILB Steve Nelson (9); RILB Clayton Weishuhn (9); Don Blackmon (9); LCB Mike Haynes (9) RCB Raymond Clayborn (9); SS Roland James (7), Keith Lee (2); FS Rick Sanford (9).

**1982 Coaching Staff:** Tommy Brasher, Linebackers, Clev Bryant, Offensive Backfield, LeBaron Caruthers, Strength/ Conditioning, Steve Endicott, Receivers, Lew Erber, QB's/ Offensive Coordinator, Jim Mora, Defensive Coordinator, Bill Muir, Offensive Line, Dante Scarnecchia, Special Teams/TE's, Steve Sidwell, Linebackers, Steve Walters, Defensive Backs.

**Pro Bowl (2):** G John Hannah (6), CB Mike Haynes (6).

PASSING	ATT	CMP	YARDS	CMP%	YDS/ATT	TD	TD%	INT	INT%	LG	SK/YDS	RATING
Grogan	122	66	930	54.1	7.62	7	5.7	4	3.3	62t	8/48	84.4
Cavanaugh	60	27	490	45.0	8.17	5	8.3	5	8.3	75t	7/86	66.7
Flick	5	0	0	0.0	0.00	0	0.0	0	0.0	-	0/0	39.6
<b>Patriots</b>	<b>187</b>	<b>93</b>	<b>1420</b>	<b>49.7</b>	<b>7.59</b>	<b>12</b>	<b>6.4</b>	<b>9</b>	<b>4.8</b>	<b>75t</b>	<b>15/134</b>	<b>76.5</b>
<b>Opponents</b>	<b>267</b>	<b>142</b>	<b>1691</b>	<b>53.2</b>	<b>6.33</b>	<b>9</b>	<b>3.4</b>	<b>12</b>	<b>4.5</b>	<b>46t</b>	<b>20/172</b>	<b>65.3</b>

# 1983 FINAL STATISTICS (8-8)

Head Coach: Ron Meyer • Tied for Second in AFC East • Home Stadium: Sullivan Stadium

DATE	W/L	SCORE	OPPONENT	ATTENDANCE
9/04	L	23-29	Baltimore (OT)	45,526
9/11	L	24-34	at Miami	59,343
9/18	W	23-13	N.Y. Jets	43,182
9/25	W	28-23	at Pittsburgh	58,282
10/02	L	13-33	San Francisco	54,293
10/09	L	7-12	at Baltimore	35,618
10/16	W	37-21	San Diego	59,016
10/23	W	31-0	at Buffalo	60,424
10/30	L	13-4	at Atlanta	47,546
11/06	W	21-7	Buffalo	42,604
11/13	W	17-6	Miami	60,771
11/20	L	0-30	Cleveland	40,987
11/27	L	3-26	N.Y. Jets	48,620
12/04	W	7-0	New Orleans	24,579
12/11	W	21-7	at L.A. Rams	46,503
12/18	L	6-24	at Seattle	59,688

## Team Statistics

	PATS	OPP
<b>TOTAL FIRST DOWNS</b>	<b>284</b>	<b>326</b>
By Rushing	130	129
By Passing	138	172
By Penalty	16	25
Third Down: Md/Att.	82/205	101/234
Third Down: Eff.	40.0	43.1
Fourth Down: Md/Att.	4/12	8/19
Fourth Down: Eff.	33.3	42.1

<b>TOTAL NET YARDS</b>	<b>5311</b>	<b>5576</b>
Avg. per Game	331.9	348.5
Total Offensive Plays	995	1102
Avg. per Play	5.3	5.1

<b>NET YARDS RUSHING</b>	<b>2605</b>	<b>2281</b>
Total Rushing Plays	538	549
Avg. per Rush	4.8	4.2
Avg. per Game	162.8	142.6

<b>NET YARDS PASSING</b>	<b>2706</b>	<b>3295</b>
Avg. per Game	169.1	205.9
Sacked/Yards Lost	45/34	39/210
Gross Yards Passing	3040	3565
Att./Completion	412/220	514/277
Completion Pct.	53.4	53.9
Had Intercepted	18	17

<b>PUNTS/AVERAGE</b>	<b>81/44.6</b>	<b>78/42.0</b>
----------------------	----------------	----------------

<b>NET PUNTING AVG.</b>	<b>37.1</b>	<b>34.8</b>
-------------------------	-------------	-------------

<b>PENALTIES/YARDS</b>	<b>90/815</b>	<b>84/674</b>
------------------------	---------------	---------------

<b>FUMBLES/BALLS LOST</b>	<b>47/20</b>	<b>30/19</b>
---------------------------	--------------	--------------

<b>TOUCHDOWNS</b>	<b>36</b>	<b>31</b>
Rushing	19	9
Passing	16	19
Returns	1	3

<b>Score by Periods</b>	<b>1</b>	<b>2</b>	<b>3</b>	<b>4</b>	<b>OT</b>	<b>Total</b>
-------------------------	----------	----------	----------	----------	-----------	--------------

<b>Patriots</b>	<b>53</b>	<b>71</b>	<b>40</b>	<b>110</b>	<b>0</b>	<b>274</b>
-----------------	-----------	-----------	-----------	------------	----------	------------

<b>Opponents</b>	<b>47</b>	<b>110</b>	<b>67</b>	<b>59</b>	<b>6</b>	<b>289</b>
------------------	-----------	------------	-----------	-----------	----------	------------

SCORING	TD	Ru	Pa	Rt	PAT	FG	S	TP
Collins	10	10	0	0	0	0	60	0
Ramsey	6	0	6	0	0	0	36	0
Steinfort	0	0	0	0	16/17	6/15	0	34
Tatupu	5	4	1	0	0	0	30	0
Smith	0	0	0	0	12/15	3/6	0	21
C. Weathers	3	0	3	0	0	0	18	0
Grogan	2	2	0	0	0	0	12	0
Morgan	2	2	0	0	0	0	12	0
Starring	2	2	0	0	0	0	12	0
van Eeghen	2	2	0	0	0	0	12	0
Dawson	1	0	1	0	0	0	6	0
Jones	1	0	1	0	0	0	6	0
R. Weathers	1	0	1	0	0	0	6	0
Weishuhn	1	0	1	0	0	0	6	0
Zendejas	0	0	0	0	3/4	0/1	0	3
<b>Patriots</b>	<b>36</b>	<b>19</b>	<b>16</b>	<b>1</b>	<b>31/36</b>	<b>9/22</b>	<b>0</b>	<b>274</b>
<b>Opponents</b>	<b>31</b>	<b>9</b>	<b>19</b>	<b>3</b>	<b>29/30</b>	<b>24/31</b>	<b>1</b>	<b>289</b>

RUSHING	NO	YDS	AVG	LG	TD
Collins	219	1049	4.8	50t	10
Tatupu	106	578	5.5	55	4
R. Weathers	73	418	5.7	77	1
van Eeghen	95	358	3.8	11	2
Grogan	23	108	4.7	17	2
Eason	19	39	2.1	12	0
C. Weathers	1	28	28.0	28	0
Kerrigan	1	14	14.0	14	0
Morgan	1	13	13.0	13	0
<b>Patriots</b>	<b>538</b>	<b>2605</b>	<b>4.8</b>	<b>77</b>	<b>19</b>
<b>Opponents</b>	<b>549</b>	<b>2281</b>	<b>4.2</b>	<b>29</b>	<b>9</b>

RECEIVING	NO	YDS	AVG	LG	TD
Morgan	58	863	14.9	50t	2
Collins	27	257	9.5	20	0
Ramsey	24	335	14.0	39	6
R. Weathers	23	212	9.2	19	0
Jones	20	323	16.2	30	1
C. Weathers	19	379	19.9	58t	3
Starring	17	389	22.9	76t	2
van Eeghen	10	102	10.2	23	0
Tatupu	10	97	9.7	17	1
Dawson	9	84	9.3	14	1
Hasselbeck	1	7	7.0	7	0
B. Williams	1	0	0.0	0	0
Grogan	1	-8	-8.0	-8	0
<b>Patriots</b>	<b>220</b>	<b>3040</b>	<b>13.8</b>	<b>76t</b>	<b>16</b>
<b>Opponents</b>	<b>277</b>	<b>3565</b>	<b>12.9</b>	<b>68t</b>	<b>19</b>

INTERCEPTIONS	NO	YDS	AVG	LG	TD
Sanford	7	24	3.4	16	0
James	5	99	19.8	46	0
Marion	2	4	2.0	4	0
Blackmon	1	39	39.0	39	0
Nelson	1	6	6.0	6	0
McGrew	1	3	3.0	3	0
Weishuhn	0	27	-	27t	1
<b>Patriots</b>	<b>17</b>	<b>202</b>	<b>11.9</b>	<b>46</b>	<b>1</b>
<b>Opponents</b>	<b>18</b>	<b>361</b>	<b>20.1</b>	<b>65t</b>	<b>1</b>

PUNTING	NO	YDS	AVG	TB	IN20	LG	BLK
Camarillo	81	3615	44.6	11	25	70	0
<b>Patriots</b>	<b>81</b>	<b>3615</b>	<b>44.6</b>	<b>11</b>	<b>25</b>	<b>70</b>	<b>0</b>
<b>Opponents</b>	<b>78</b>	<b>3273</b>	<b>42.0</b>	<b>8</b>	<b>21</b>	<b>62</b>	<b>0</b>

PUNT RETURNS	NO	FC	YDS	AVG	LG	TD
R. Smith	38	12	398	10.5	55	0
C. Weathers	4	0	1	0.3	3	0
Sanford	1	2	0	0.0	0	0
Lee	1	0	0	0.0	0	0
<b>Patriots</b>	<b>44</b>	<b>14</b>	<b>399</b>	<b>9.1</b>	<b>55</b>	<b>0</b>
<b>Opponents</b>	<b>48</b>	<b>6</b>	<b>392</b>	<b>8.2</b>	<b>22</b>	<b>0</b>

KICK RETURNS	NO	YDS	AVG	LG	TD
R. Smith	42	916	21.8	53	0
R. Weathers	3	68	22.7	29	0
C. Weathers	3	58	19.3	33	0
Jones	4	63	15.8	23	0
Lee	4	40	10.0	19	0
Golden	1	10	10.0	10	0
<b>Patriots</b>	<b>57</b>	<b>1155</b>	<b>20.3</b>	<b>53</b>	<b>0</b>
<b>Opponents</b>	<b>56</b>	<b>1082</b>	<b>19.3</b>	<b>60</b>	<b>0</b>

FIELD GOALS	1-19	20-29	30-39	40-49	50+
Steinfort	0-0	3-4	3-5	0-6	0-0
Smith	0-0	1-1	1-4	1-1	0-0
Zendejas	0-0	0-0	0-0	0-1	0-0
<b>Patriots</b>	<b>0-0</b>	<b>4-5</b>	<b>4-9</b>	<b>1-8</b>	<b>0-0</b>
<b>Opponents</b>	<b>2-2</b>	<b>12-13</b>	<b>6-8</b>	<b>1-2</b>	<b>3-6</b>

**Smith:** (36wr,33wl,39G) (22G) (43G) (-) (37wr).  
**Steinfort:** (41wl) (35G,20G,32G) (47wl,48wr, 22G) (-) (46b) (44wr,20G) (-) (39wl,33G) (37s,48wl,24wl). **Zendejas:** (41wl) (-).

**Opponents:** (25G,52G,33G) (28G,23G) (-) (20G,34G,28G) (45G,35G,36G,24G) (52G) (-) (54wl,47wl) (23G) (24wl) (52G,29G,53wl) (22G,20G,20G) (18G, 34G,35G,19G) (35wl) (41wl) (29G,34wr).

**Sacks:** Tippet 8.5, Adams 8.0, Owens 4.0, Blackmon 3.5, Browning 2.0, James 2.0, McGrew 2.0, Rembert 2.0, Weishuhn 2.0, Williams, T. 2.0, Nelson 1.0, Williams, L. 1.0, Harris 0.5, Rogers 0.5. Patriots 39.0, Opponent 45.0.

**Starters: Offense:** WR Stanley Morgan (16); LT Brian Holloway (16); LG John Hannah (16); C Pete Brock (13), Dwight Wheeler (3); RG Ron Wooten (16); RT Bob Cryder (14), Darryl Haley (2); TE Lin Dawson (10), Derrick Ramsey (6); WR Cedric Jones (12), Stephen Starring (3); QB Steve Grogan (12), Tony Eason (4); RB Tony Collins (16); FB Mark van Eeghen (10), Robert Weathers (5), Mosi Tatupu (1); 2nd TE Derrick Ramsey (1).

**Defense:** LE Toby Williams (10), Kenneth Sims (2), Marshall Harris (2), Ron Spears (1), Lester Williams (1); NT Dennis Owens (14), Luther Henson (2); RE Julius Adams (16); LOLB Andre Tippet (12), Larry McGrew (4); LILB Johnny Rembert (8), Steve Nelson (7), Tim Golden (1); RILB Clayton Weishuhn (16); ROLB Don Blackmon (14), L. McGrew (1), A. Tippet (1); LCB Ronnie Lippett (16); RCB Raymond Clayborn (16); SS Roland James (16); FS Rick Sanford (16).

**1983 Coaching Staff:** Tommy Brasher, Linebackers, Cleve Bryant, Offensive Backfield, LeBaron Caruthers, Strength/ Conditioning, Steve Endicott, Receivers, Lew Erber, QB's/ Offensive Coordinator, Bill Muir, Offensive Line, Rod Rust, Defensive Coordinator, Dante Scarnechia, Special Teams/TE's, Steve Sidwell, Linebackers, Steve Walters, Defensive Backs.

**Pro Bowl (5):** P Rich Camarillo (1), CB Raymond Clayborn (1), RB Tony Collins (1), G John Hannah (7), T Brian Holloway (1).

PASSING	ATT	CMP	YARDS	CMP%	YDS/ATT	TD	TD%	INT	INT%	LG	SK/YDS	RATING
Grogan	303	168	2411	55.4	7.95	15	4.9	12	3.9	76t	29/195	81.4
Eason	95	46	557	48.4	5.86	1	1.0	5	5.2	35	16/139	48.4
Kerrigan	14	6	72	42.9	5.14	0	0.0	1	7.1	19	0/0	29.5
<b>Patriots</b>	<b>412</b>	<b>220</b>	<b>3040</b>	<b>53.4</b>	<b>7.37</b>	<b>16</b>	<b>4.3</b>	<b>18</b>	<b>4.3</b>	<b>76t</b>	<b>45/334</b>	<b>72.1</b>
<b>Opponents</b>	<b>514</b>	<b>277</b>	<b>3565</b>	<b>53.9</b>	<b>6.93</b>	<b>19</b>	<b>3.6</b>	<b>17</b>	<b>3.3</b>	<b>68t</b>	<b>39/270</b>	<b>74.4</b>

# 1984 FINAL STATISTICS (9-7)

Head Coach: Ron Meyer (5-3), Raymond Berry (4-4) • Second in AFC East • Home Stadium: Sullivan Stadium

DATE	W/L	SCORE	OPPONENT	ATTENDANCE
9/02	W	21-17	at Buffalo	48,528
9/09	L	7-28	at Miami	66,083
9/16	W	38-23	Seattle	43,140
9/23	L	10-26	Washington	60,503
9/30	W	28-21	at N.Y. Jets	68,978
10/07	W	17-16	at Cleveland	53,036
10/14	W	20-14	Cincinnati	48,154
10/21	L	24-44	Miami	60,711
10/28	W	30-20	N.Y. Jets	60,513
11/04	L	19-26	at Denver	74,908
11/11	W	38-10	Buffalo	43,313
11/18	W	50-17	at Indianapolis	60,009
11/22	L	17-20	at Dallas	55,341
12/02	L	10-33	St. Louis	53,558
12/09	L	17-27	at Philadelphia	41,581
12/16	W	16-10	Indianapolis	22,383

## Team Statistics

	PATS	OPP
<b>TOTAL FIRST DOWNS</b>	<b>315</b>	<b>311</b>
By Rushing	104	109
By Passing	186	182
By Penalty	25	20
Third Down: Md/Att.	83/214	90/255
Third Down: Eff.	39.0	40.0
Fourth Down: Md/Att.	4/5	9/18
Fourth Down: Eff.	80.0	50.0
<b>TOTAL NET YARDS</b>	<b>5263</b>	<b>5100</b>
Avg. per Game	328.9	318.7
Total Offensive Plays	1048	1066
Avg. per Play	5.0	4.8
<b>NET YARDS RUSHING</b>	<b>2032</b>	<b>1886</b>
Total Rushing Plays	482	498
Avg. per Rush	4.2	3.8
Avg. per Game	127.0	117.8
<b>NET YARDS PASSING</b>	<b>3231</b>	<b>3214</b>
Avg. per Game	201.9	200.8
Sacked/Yards Lost	66/454	55/452
Gross Yards Passing	3685	3666
Att./Completions	500/292	513/283
Completion Pct.	58.4	55.2
Had Intercepted	14	17
<b>PUNTS/AVERAGE</b>	<b>92/42.4</b>	<b>83/40.3</b>
<b>NET PUNTING AVG.</b>	<b>35.0</b>	<b>33.4</b>
<b>PENALTIES/YARDS</b>	<b>86/674</b>	<b>87/773</b>
<b>FUMBLES/BALLS LOST</b>	<b>29/15</b>	<b>33/8</b>
<b>TOUCHDOWNS</b>	<b>42</b>	<b>42</b>
Rushing	15	11
Passing	26	25
Returns	1	6
<b>Score by Periods</b>	<b>1 2 3 4 OT</b>	<b>Total</b>
Patriots	68 74 108 112	0 362
Opponents	78 115 84 75	0 352

SCORING	TD	Ru	Pa	Rt	PAT	FG	S	TP
Franklin	0	0	0	0	42/42	22/28	0	108
Ramsey	7	0	7	0	0	0	0	42
Collins	5	5	0	0	0	0	0	30
Eason	5	5	0	0	0	0	0	30
Morgan	5	0	5	0	0	0	0	30
Dawson	4	0	4	0	0	0	0	24
Starring	4	0	4	0	0	0	0	24
Tatupu	4	0	4	0	0	0	0	24
Jones	3	0	2	1	0	0	0	18
C. Weathers	2	0	2	0	0	0	0	12
C. James	1	1	0	0	0	0	0	6
Robinson	1	0	1	0	0	0	0	6
Fryar	1	0	1	0	0	0	0	6
R. James	0	0	0	0	0	0	1	2
<b>Patriots</b>	<b>42</b>	<b>15</b>	<b>26</b>	<b>1</b>	<b>42/42</b>	<b>22/28</b>	<b>1</b>	<b>362</b>
<b>Opponents</b>	<b>42</b>	<b>11</b>	<b>25</b>	<b>6</b>	<b>37/42</b>	<b>21/31</b>	<b>0</b>	<b>352</b>

RUSHING	NO	YDS	AVG	LG	TD
C. James	160	790	4.9	73	1
Tatupu	133	553	4.2	20t	4
Collins	138	550	4.0	21	5
Eason	40	154	3.9	25t	5
Grogan	7	12	1.7	13	0
Fryar	2	-11	-5.5	0	0
Starring	2	-16	-8.0	0	0
<b>Patriots</b>	<b>482</b>	<b>2032</b>	<b>4.2</b>	<b>73</b>	<b>15</b>
<b>Opponents</b>	<b>498</b>	<b>1886</b>	<b>3.8</b>	<b>53</b>	<b>11</b>

RECEIVING	NO	YDS	AVG	LG	TD
Ramsey	66	792	12.0	34	7
Starring	46	657	14.3	65t	4
Dawson	39	427	10.9	27	4
Morgan	38	709	18.7	76t	5
C. James	22	159	7.2	16	0
Jones	19	244	12.8	22	2
Tatupu	16	159	9.9	24	0
Collins	16	100	6.2	19	0
Fryar	11	164	14.9	26	1
C. Weathers	8	115	14.4	29	2
Hawthorne	7	127	18.1	26	0
Robinson	4	32	8.0	17	1
<b>Patriots</b>	<b>292</b>	<b>3685</b>	<b>12.6</b>	<b>76t</b>	<b>26</b>
<b>Opponents</b>	<b>283</b>	<b>3666</b>	<b>13.0</b>	<b>68t</b>	<b>25</b>

INTERCEPTIONS	NO	YDS	AVG	LG	TD
Clayborn	3	102	34.0	85	0
Lippett	3	23	7.7	13	0
Marion	2	39	19.5	26	0
R. James	2	14	7.0	14	0
Gibson	2	4	2.0	4	0
Sanford	2	2	1.0	2	0
Dombroski	1	23	23.0	23	0
Blackmon	1	3	3.0	3	0
Nelson	1	0	0.0	0	0
<b>Patriots</b>	<b>17</b>	<b>210</b>	<b>12.4</b>	<b>85</b>	<b>0</b>
<b>Opponents</b>	<b>14</b>	<b>237</b>	<b>16.9</b>	<b>86t</b>	<b>3</b>

PUNTING	NO	YDS	AVG	TB	IN20	LG	BLK
Camarillo	48	2020	42.1	7	12	61	0
Prestridge	44	1884	42.8	5	8	89	0
<b>Patriots</b>	<b>92</b>	<b>3904</b>	<b>42.4</b>	<b>12</b>	<b>20</b>	<b>89</b>	<b>0</b>
<b>Opponents</b>	<b>83</b>	<b>3345</b>	<b>40.3</b>	<b>7</b>	<b>17</b>	<b>64</b>	<b>0</b>

PUNT RETURNS	NO	FC	YDS	AVG	LG	TD
Fryar	36	10	347	9.6	55	0
Starring	10	1	73	7.3	16	0
C. Weathers	1	0	7	7.0	7	0
Gibson	1	0	3	3.0	3	0
Sanford	0	2	0	0.0	0	0
R. James	0	2	0	0.0	0	0
<b>Patriots</b>	<b>48</b>	<b>15</b>	<b>430</b>	<b>9.0</b>	<b>55</b>	<b>0</b>
<b>Opponents</b>	<b>45</b>	<b>12</b>	<b>442</b>	<b>9.8</b>	<b>47t</b>	<b>1</b>

**Sacks:** Tippet 18.5, Owens 6.5, Williams, T. 6.0, Blackmon 5.0, Adams 4.0, Nelson 4.0, Sims 3.5, Henson 2.0, Rogers 2.0, Williams L. 1.5, Marion 1.0, McGrew 0.5, Rembert 0.5. Team 55.0 Opp. 66.0.

KICK RETURNS	NO	YDS	AVG	LG	TD
Collins	26	544	20.9	46	0
J. Williams	23	461	20.0	29	0
Fryar	5	95	19.0	22	0
Lee	3	43	14.3	17	0
Robinson	3	38	12.7	14	0
Smith	1	22	22.0	22	0
Jones	1	20	20.0	20	0
Hawthorne	1	14	14.0	14	0
Tatupu	1	9	9.0	9	0
<b>Patriots</b>	<b>64</b>	<b>1246</b>	<b>19.5</b>	<b>46</b>	<b>0</b>
<b>Opponents</b>	<b>73</b>	<b>1373</b>	<b>18.8</b>	<b>69</b>	<b>0</b>

FIELD GOALS	1-19	20-29	30-39	40-49	50+
Franklin	2-2	10-10	4-7	6-8	0-1
<b>Patriots</b>	<b>2-2</b>	<b>10-10</b>	<b>4-7</b>	<b>6-8</b>	<b>0-1</b>
<b>Opponents</b>	<b>2-2</b>	<b>9-9</b>	<b>4-8</b>	<b>5-10</b>	<b>1-2</b>

**Franklin:** (-) (-) (32G) (44s,22G) (33wl, 49wl) (45G) (20G,27G) (-) (24G, 48G,27G,36wl) (30G,40G,36wr,47G,19G) (21G) (28G,40G) (29G,56s) (19G) (24G,38wl) (21G,34G,36G).

**Opponents:** (45wl,27G) (39wl,42wl) (42G) (19G,42G,22G,27G) (-) (24G, 48G,27G,36wl) (37s,35wr) (28G) (46G, 18G) (-) (34G,43wl) (35G,61s) (28G,23G) (36G,33G) (50G,46G,48wr) (25G,42b).

**Starters: Offense:** WR Stanley Morgan (12), Irving Fryar (2), Cedric Jones (2); LT Brian Holloway (16); LG John Hannah (15), Guy Morris (1); C Pete Brock (12), G. Morris; RG Ron Wooten (16); RT Darryl Haley (16); TE Lin Dawson (15), Derrick Ramsey (1); WR Stephen Starring (16); QB Tony Eason (13), Steve Grogan (3); RB Craig James (7), Tony Collins (5); Mossi Tatupu (4); H-Back D. Ramsey (12), Greg Hawthorne (1), Bo Robinson (1); 3rd WR I. Fryar (1), C. Jones (1).

**Defense:** LE Kenneth Sims (16); NT Dennis Owens (16); RE Toby Williams (15), Julius Adams (1); L/LB Andre Tippet (16), L/LB Steve Nelson (16); R/LB Lawrence McGrew (15), Clayton Weishuhn (1); R/LB Don Blackmon (16); LCB Ernest Gibson (8), Ronnie Lippett (8); RCB Raymond Clayborn (16); SS Roland James (15), Fred Marion (1); FS F. Marion (9), Rick Sanford (7).

**1984 Coaching Staff:** Tommy Brasher, Linebackers, Clev Bryant, Offensive Backfield, LeBaron Caruthers, Strength/ Conditioning, Steve Endicott, Receivers, Ler Erber, QB's Offensive Coordinator, Bill Muir, Offensive Line, Rod Rust, Defensive Coordinator, Dante Scarnechia, Special Teams/TE's, Steve Sidwell, Linebackers, Steve Walters, Defensive Backs.

**Pro Bowl (4):** G John Hannah (8), T Brian Holloway (2), LB Steve Nelson (2), LB Andre Tippet (1).

PASSING	ATT	CMP	YARDS	CMP%	YDS/ATT	TD	TD%	INT	INT%	LG	SK/YDS	RATING
Eason	431	259	3228	60.1	7.49	23	5.3	8	1.8	76t	59/409	93.4
Grogan	68	32	444	47.1	6.53	3	4.4	6	8.8	65t	7/45	46.4
Kerrigan	1	1	13	100.0	13.0	0	0.0	0	0.0	13	0/0	118.8
<b>Patriots</b>	<b>500</b>	<b>292</b>	<b>3685</b>	<b>58.4</b>	<b>7.37</b>	<b>26</b>	<b>5.2</b>	<b>14</b>	<b>2.8</b>	<b>76t</b>	<b>66/454</b>	<b>87.1</b>
<b>Opponents</b>	<b>513</b>	<b>283</b>	<b>3666</b>	<b>55.2</b>	<b>7.14</b>	<b>25</b>	<b>4.9</b>	<b>17</b>	<b>3.3</b>	<b>68t</b>	<b>55/452</b>	<b>80.3</b>

# 1985 FINAL STATISTICS (11-5)

Head Coach: Raymond Berry • Tied for Second in AFC East (Wild Card Playoff Qualifier) • Home Stadium: Sullivan Stadium

DATE	W/L	SCORE	OPPONENT	ATTENDANCE
9/08	W	26-20	Green Bay	49,488
9/15	L	7-20	at Chicago	60,533
9/22	W	17-14	at Buffalo	40,334
9/29	L	20-35	L.A. Raiders	60,686
10/06	L	20-24	at Cleveland	62,139
10/13	W	14-3	Buffalo	40,462
10/20	W	20-13	N.Y. Jets	58,163
10/27	W	32-14	at Tampa Bay	34,661
11/03	W	17-13	Miami	58,811
11/10	W	34-15	Indianapolis	54,176
11/17	W	20-13	at Seattle	60,345
11/24	L	13-16	at N.Y. Jets OT	74,100
12/01	W	38-31	at Indianapolis	56,740
12/08	W	23-6	Detroit	59,078
12/16	L	27-30	at Miami	69,489
12/22	W	34-23	Cincinnati	57,953
<b>AFC PLAYOFFS</b>				
12/28	W	26-14	at N.Y. Jets	70,598
1/05	W	27-20	at L.A. Raiders	88,936
1/12	W	31-14	at Miami	74,978
<b>SUPER BOWL XX (at New Orleans, La.)</b>				
1/26	L	10-46	vs. Chicago	73,818

## Team Statistics

<b>TOTAL FIRST DOWNS</b>	<b>294</b>	<b>284</b>						
By Rushing	126	92						
By Passing	153	168						
By Penalty	15	24						
Third Down: Md/Att.	83/223	74/227						
Third Down: Eff.	37.0	33.0						
Fourth Down: Md/Att.	4/10	5/15						
Fourth Down: Eff.	40.0	33.0						
<b>TOTAL NET YARDS</b>	<b>5499</b>	<b>4714</b>						
Avg. per Game	343.7	294.6						
Total Offensive Plays	1061	1042						
Avg. per Play	5.2	4.5						
<b>NET YARDS RUSHING</b>	<b>2331</b>	<b>1655</b>						
Total Rushing Plays	565	466						
Avg. per Rush	4.1	3.6						
Avg. per Game	145.7	103.4						
<b>NET YARDS PASSING</b>	<b>3168</b>	<b>3059</b>						
Avg. per Game	198.0	191.2						
Sacked/Yards Lost	39/315	51/334						
Gross Yards Passing	3483	3393						
Att./Completions	457/255	525/262						
Completion Pct.	55.8	49.9						
Had Intercepted	22	23						
<b>PUNTS/AVERAGE</b>	<b>92/42.9</b>	<b>97/40.5</b>						
<b>NET PUNTING AVG.</b>	<b>33.7</b>	<b>32.5</b>						
<b>PENALTIES/YARDS</b>	<b>114/842</b>	<b>83/699</b>						
<b>FUMBLES/BALLS LOST</b>	<b>37/20</b>	<b>35/24</b>						
<b>TOUCHDOWNS</b>	<b>41</b>	<b>32</b>						
Rushing	15	15						
Passing	20	14						
Returns	6	3						
<b>Score by Periods</b>	<b>1</b>	<b>2</b>	<b>3</b>	<b>4</b>	<b>OT</b>	<b>Total</b>		
Patriots	54	115	44	149	0	362		
Opponents	75	64	56	92	3	290		
<b>SCORING</b>	<b>TD</b>	<b>Ru</b>	<b>Pa</b>	<b>Rt</b>	<b>PAT</b>	<b>FG</b>	<b>S</b>	<b>TP</b>
Franklin	0	0	0	0	40/41	24/30	0	112
Fryar	10	1	7	2	0	0	0	60
C. James	7	5	2	0	0	0	0	42
Collins	5	3	2	0	0	0	0	30
Morgan	5	0	5	0	0	0	0	30
Jones	3	0	2	1	0	0	0	18
Grogan	2	2	0	0	0	0	0	12
Tatupu	2	2	0	0	0	0	0	12
Eason	1	1	0	0	0	0	0	6
Weathers	1	1	0	0	0	0	0	6
Hawthorne	1	0	1	0	0	0	0	6
D. Ramsey	1	0	1	0	0	0	0	6
Tippett	1	0	0	1	0	0	0	6
Rembert	1	0	0	1	0	0	0	6
Clayborn	1	0	0	1	0	0	0	6
Blackmon	0	0	0	0	0	0	0	2
Patriots	41	15	20	6	40/41	24/30	2	362
Opponents	32	15	14	3	30/32	22/25	1	290

RUSHING	NO	YDS	AVG	LG	TD
C. James	263	1227	4.7	65t	5
Collins	163	657	4.0	28	3
Weathers	41	174	4.2	42t	1
Tatupu	47	152	3.2	11	2
Eason	22	70	3.2	23	1
Grogan	20	29	1.5	12	2
Fryar	7	27	3.9	13	1
Morgan	1	0	0.0	0	0
Franklin	1	-5	-5.0	-5	0
<b>Patriots</b>	<b>565</b>	<b>2331</b>	<b>4.1</b>	<b>65t</b>	<b>15</b>
<b>Opponents</b>	<b>466</b>	<b>1655</b>	<b>3.6</b>	<b>24</b>	<b>15</b>

RECEIVING	NO	YDS	AVG	LG	TD
Collins	52	549	10.6	49	2
Morgan	39	760	19.5	50t	5
Fryar	39	670	17.2	56	7
D. Ramsey	28	285	10.2	26	1
C. James	27	360	13.3	90t	2
Jones	21	237	11.3	29t	2
Starring	16	235	14.7	40	0
Dawson	17	148	8.7	26	0
D. Williams	9	163	18.1	30	0
Hawthorne	3	42	14.0	28t	1
Weathers	2	18	9.0	13	0
Tatupu	2	16	8.0	15	0
<b>Patriots</b>	<b>255</b>	<b>3483</b>	<b>13.7</b>	<b>90t</b>	<b>20</b>
<b>Opponents</b>	<b>262</b>	<b>3393</b>	<b>13.0</b>	<b>88t</b>	<b>14</b>

INTERCEPTIONS	NO	YDS	AVG	LG	TD
Marion	7	189	27.0	83	0
Clayborn	6	80	13.3	38	1
R. James	4	51	12.8	39	0
Lippett	3	93	31.0	58	0
Blackmon	1	14	14.0	14	0
McGrew	1	0	0.0	0	0
McSwain	1	0	0.0	0	0
<b>Patriots</b>	<b>23</b>	<b>427</b>	<b>18.6</b>	<b>83</b>	<b>1</b>
<b>Opponents</b>	<b>22</b>	<b>243</b>	<b>11.0</b>	<b>38t</b>	<b>2</b>

PUNTING	NO	YDS	AVG	TB	IN20	LG	BLK
Camarillo	92	3953	43.0	13	17	75	0
<b>Patriots</b>	<b>92</b>	<b>3953</b>	<b>43.0</b>	<b>13</b>	<b>17</b>	<b>75</b>	<b>0</b>
<b>Opponents</b>	<b>97</b>	<b>3925</b>	<b>40.5</b>	<b>11</b>	<b>26</b>	<b>64</b>	<b>0</b>

PUNT RETURNS	NO	FC	YDS	AVG	LG	TD
Fryar	37	15	520	14.1	85t	2
R. James	2	0	13	6.5	13	0
Starring	2	0	0	0.0	0	0
Marion	0	1	0	0.0	0	0
Bowman	1	0	-3	-3.0	-3	0
<b>Patriots</b>	<b>42</b>	<b>16</b>	<b>530</b>	<b>12.6</b>	<b>85t</b>	<b>2</b>
<b>Opponents</b>	<b>56</b>	<b>7</b>	<b>597</b>	<b>10.7</b>	<b>46</b>	<b>0</b>

KICK RETURNS	NO	YDS	AVG	LG	TD
Starring	48	1012	21.1	53	0
Fryar	3	39	13.0	24	0
Jones	3	37	12.3	20	0
Weathers	1	18	18.0	18	0
Hawthorne	1	13	13.0	13	0
C. James	1	0	0.0	0	0
<b>Patriots</b>	<b>57</b>	<b>1119</b>	<b>19.6</b>	<b>53</b>	<b>0</b>
<b>Opponents</b>	<b>77</b>	<b>1434</b>	<b>18.6</b>	<b>58</b>	<b>0</b>

PASSING	ATT	CMP	YARDS	CMP%	YDS/ATT	TD	TD%	INT	INT%	LG	SK/YDS	RATING
Eason	299	168	2156	56.2	7.2	11	3.7	17	5.7	90t	28/229	67.5
Grogan	156	85	1311	54.5	8.4	7	4.5	5	3.2	56	11/86	84.1
C. James	2	2	16	100.0	8.0	2	1.0	0	0.0	11t	0/0	139.6
<b>Patriots</b>	<b>457</b>	<b>255</b>	<b>3483</b>	<b>55.8</b>	<b>7.6</b>	<b>20</b>	<b>4.4</b>	<b>22</b>	<b>4.8</b>	<b>90t</b>	<b>39/315</b>	<b>74.9</b>
<b>Opponents</b>	<b>525</b>	<b>262</b>	<b>3393</b>	<b>49.9</b>	<b>6.5</b>	<b>14</b>	<b>2.7</b>	<b>23</b>	<b>4.4</b>	<b>88t</b>	<b>51/334</b>	<b>61.2</b>

**Sacks:** Tippett 16.5, Veris 10.0, Blackmon 8.0, Sims 5.5, Adams 5.0, Nelson 2.0, T. Williams 2.0, McGrew 1.0, L. Williams 1.0. Team, 51.0, Opponent, 39.0.

Field Goals	1-19	20-29	30-39	40-49	50+
Franklin	1/1	7/9	9/9	5/9	2/2
<b>Patriots</b>	<b>1/1</b>	<b>7/9</b>	<b>9/9</b>	<b>5/9</b>	<b>2/2</b>
<b>Opponents</b>	<b>0/0</b>	<b>8/8</b>	<b>6/8</b>	<b>6/7</b>	<b>2/2</b>

**Franklin:** (34G) (-) (32G) (47G,20G) (29G, 33G,47wl) (20wr) (19G,44G) (35G,50G, 49G,28wr) (38G) (41G,30G) (-) (41wl, 23G,28G) (35G) (38G,47wl,50G,22G) (22G,49G) (25G,42wr,30G)

**Opponents:** (40b) (21G,28G) (-) (-) (36wl,44G) (47G) (53G,52G) (-) (26G, 32G) (-) (37wr, 32G,31G) (21G,21G, 32G) (25G) (26G,37G) (44G,49G,47G) (42G, 22G,30G).

**Starters: Offense:** WR Stanley Morgan (13), Cedric Jones (3); LT Brian Holloway (16); LG John Hannah (14), Guy Morris (3); C Pete Brock (8), G Morris (8); RG Ron Wooten (14), Paul Fairchild (2); RT Steve Moore (16); TE Lin Dawson (13), Derrick Ramsey (3); WR Irving Fryar (14), Stephen Starring (1), Derwin Williams (1); QB Tony Eason (10), Steve Grogan (6); RB Tony Collins (16); FB Craig James (14), Mosi Tatupu (2).

**Defense:** LE Ken Sims (13), Garin Veris (3); NT Dennis Owens (13), Lester Williams (3); RE Julius Adams (12), Toby Williams (3), G. Veris (1); LOLB Andre Tippett (16); LILB Steve Nelson (15), Johnny Rembert (1); RILB Lawrence McGrew (12), J. Rembert (4); ROLB Don Blackmon (14), L. McGrew (2); LCB Ronnie Lippett (16); RCB Raymond Clayborn (16); SS Roland James; FS Fred Marion (16).

**1985 Coaching Staff:** Dean Brittenham, Strength/Conditioning, Jim Carr, Defensive Backfield, Bobby Grier, Offensive Backfield, Ray Hamilton, Asst. Defensive Line, Rod Humenuik, Asst. Head Coach/Offensive Line, Harold Jackson, Receivers, Eddie Khayat, Defensive Line, John Polonchek, QBs/Special Asst. to Head Coach, Rod Rust, Defensive Coordinator, Dante Scarnecchia, Special Teams/TES, Don Shinnick, Linebackers, Les Steckel, Quarterbacks / Receivers.

**Pro Bowl (8):** CB Raymond Clayborn (2), KR Irving Fryar (1), G John Hannah (9), T Brian Holloway (3), RB Craig James (1), FS Fred Marion (1), LB Steve Nelson (3), LB Andre Tippett (2).

# 1986 FINAL STATISTICS (11-5)

Head Coach: Raymond Berry • AFC East Division Champions • Home Stadium: Sullivan Stadium

DATE	W/L	SCORE	OPPONENT	ATTENDANCE
9/07	W	33-3	Indianapolis	55,208
9/11	W	20-6	at N.Y. Jets	72,422
9/21	L	31-38	Seattle	58,977
9/28	L	20-27	Denver	75,804
10/05	W	34-7	Miami	60,689
10/12	L	24-31	N.Y. Jets	60,342
10/19	W	34-0	Pittsburgh	54,743
10/26	W	23-3	at Buffalo	77,808
11/02	W	25-17	Atlanta	60,597
11/09	W	30-21	at Indianapolis	56,890
11/16	W	30-28	at L.A. Rams	64,339
11/23	W	22-19	Buffalo	60,455
11/30	W	21-20	at New Orleans	58,259
12/07	L	7-31	Cincinnati	60,633
12/14	L	24-29	San Francisco	60,787
12/22	W	34-27	at Miami	74,516
<b>AFC PLAYOFFS</b>				
1/04	L	17-22	at Denver	76,105

## Team Statistics

	PATS	OPP
<b>TOTAL FIRST DOWNS</b>	<b>314</b>	<b>286</b>
By Rushing	77	118
By Passing	202	153
By Penalty	35	15
Third Down: Md/Att.	77/227	79/219
Third Down: Eff.	33.9	36.1
Fourth Down: Md/Att.	8/11	7/12
Fourth Down: Eff.	72.7	58.3
<b>TOTAL NET YARDS</b>	<b>5327</b>	<b>5281</b>
Avg. per Game	332.9	323.8
Total Offensive Plays	1073	1031
Avg. per Play	5.0	5.0
<b>NET YARDS RUSHING</b>	<b>1373</b>	<b>2203</b>
Total Rushing Plays	469	510
Avg. per Rush	2.9	4.3
Avg. per Game	85.8	137.7
<b>NET YARDS PASSING</b>	<b>3954</b>	<b>2978</b>
Avg. per Game	247.1	186.1
Sacked/Yards Lost	47/367	48/346
Gross Yards Passing	4321	3324
Att./Completions	557/340	473/255
Completion Pct.	61.0	53.9
Had Intercepted	13	21
<b>PUNTS/AVERAGE</b>	<b>92/40.7</b>	<b>90/39.8</b>
<b>NET PUNTING AVG.</b>	<b>33.1</b>	<b>33.4</b>
<b>PENALTIES/YARDS</b>	<b>87/672</b>	<b>106/866</b>
<b>FUMBLE/BALLS LOST</b>	<b>27/11</b>	<b>38/19</b>
<b>TOUCHDOWNS</b>	<b>45</b>	<b>35</b>
Rushing	10	19
Passing	29	15
Returns	6	1

Score by Periods	1	2	3	4	OT	Total
Patriots	82	102	99	129	0	412
Opponents	34	83	64	126	0	307

SCORING	TD	Ru	Pa	Rt	PAT	FG	S	TP
Franklin	0	0	0	0	44/45	32/41	0	140
Morgan	10	0	10	0	0	0	0	60
Collins	8	3	5	0	0	0	0	48
Fryar	7	0	6	1	0	0	0	42
C. James	4	4	0	0	0	0	0	24
Scott	3	0	3	0	0	0	0	18
Baty	2	0	2	0	0	0	0	12
Starring	2	0	2	0	0	0	0	12
Tatupu	2	1	0	1	0	0	0	12
Grogan	1	1	0	0	0	0	0	6
Jones	1	0	1	0	0	0	0	6
Marion	1	0	0	1	0	0	0	6
McSwain	1	0	0	1	0	0	0	6
Rembert	1	0	0	1	0	0	0	6
B. Williams	1	0	0	1	0	0	0	6
Weathers	1	1	0	0	0	0	0	6
<b>Patriots</b>	<b>45</b>	<b>10</b>	<b>29</b>	<b>6</b>	<b>44/45</b>	<b>32/41</b>	<b>1</b>	<b>412</b>
<b>Opponents</b>	<b>35</b>	<b>19</b>	<b>15</b>	<b>1</b>	<b>34/35</b>	<b>21/28</b>	<b>0</b>	<b>307</b>

RUSHING	NO	YDS	AVG	LG	TD
C. James	154	427	2.8	16	4
Collins	122	412	2.6	17	3
Tatupu	71	172	2.4	13	1
Eason	35	170	4.9	26	0
Fryar	4	80	20.0	31	0
Weathers	21	58	2.8	16t	1
Dupard	15	39	2.6	11	0
Grogan	9	23	2.6	10	1
Hawthorne	1	5	5.0	5	0
Starring	1	0	0.0	0	0
Ramsey	1	-6	-6.0	-6	0
Jones	1	-7	-7.0	-7	0
<b>Patriots</b>	<b>469</b>	<b>1273</b>	<b>2.9</b>	<b>31</b>	<b>19</b>
<b>Opponents</b>	<b>510</b>	<b>2303</b>	<b>4.3</b>	<b>58t</b>	<b>10</b>

RECEIVING	NO	YDS	AVG	LG	TD
Morgan	84	1491	17.8	44t	10
Collins	77	684	8.9	49	5
Fryar	43	737	17.1	69t	6
Baty	37	331	8.9	22	2
Hawthorne	24	192	8.0	17	0
C. James	18	129	7.2	17	0
Starring	16	295	18.4	47	2
Tatupu	15	145	9.7	25	0
Jones	14	222	15.9	28	1
Scott	8	41	5.1	8t	3
D. Williams	2	35	17.5	26	0
Weathers	1	14	14.0	14	0
Holloway	1	5	5.0	5	0
<b>Patriots</b>	<b>340</b>	<b>4321</b>	<b>12.7</b>	<b>69t</b>	<b>29</b>
<b>Opponents</b>	<b>255</b>	<b>3324</b>	<b>13.0</b>	<b>67t</b>	<b>15</b>

INTERCEPTIONS	NO	YDS	AVG	LG	TD
Lippett	8	76	9.5	43	0
Clayborn	3	4	1.3	4	0
Marion	2	56	28.0	37t	1
McGrew	2	44	22.0	27	0
R. James	2	39	19.5	21	0
Nelson	2	21	10.5	17	0
Rembert	1	37	37.0	37	0
McSwain	1	3	3.0	3	0
Tippett	0	32	-	32	0
<b>Patriots</b>	<b>21</b>	<b>312</b>	<b>14.9</b>	<b>69</b>	<b>1</b>
<b>Opponents</b>	<b>13</b>	<b>151</b>	<b>11.6</b>	<b>26</b>	<b>0</b>

PUNTING	NO	YDS	AVG	TB	IN20	LG	BLK
Camarillo	89	3746	42.1	7	16	64	3
<b>Patriots</b>	<b>90</b>	<b>3746</b>	<b>42.1</b>	<b>7</b>	<b>16</b>	<b>64</b>	<b>3</b>
<b>Opponents</b>	<b>90</b>	<b>3585</b>	<b>39.8</b>	<b>9</b>	<b>21</b>	<b>73</b>	<b>3</b>

PUNT RETURNS	NO	FC	YDS	AVG	LG	TD
Fryar	35	10	366	10.5	59t	1
Starring	6	0	18	3.0	12	0
Marion	1	1	12	12.0	12	0
R. James	0	1	0	0.0	0	0
<b>Patriots</b>	<b>42</b>	<b>12</b>	<b>396</b>	<b>9.4</b>	<b>59t</b>	<b>1</b>
<b>Opponents</b>	<b>60</b>	<b>4</b>	<b>565</b>	<b>9.4</b>	<b>39</b>	<b>0</b>

**Sacks:** Veris 11.0, Tippett 9.5, Blackmon 7.5, B. Williams 7.0, Rembert 4.0, Hodge 1.0, R. James 1.0, McGrew 1.0, Nelson 1.0, Owens 1.0, Reynolds 1.0, Ruth 1.0, Thomas 1.0, Sims 0.5, T. Williams 0.5. Patriots 48.0, Opponents 47.0.

KICK RETURNS	NO	YDS	AVG	LG	TD
Starring	36	802	22.3	52	0
Fryar	10	192	19.2	33	0
Jones	4	63	15.8	20	0
Dupard	3	50	16.7	21	0
Rembert	3	27	9.0	14	0
Hawthorne	2	13	6.5	13	0
<b>Patriots</b>	<b>58</b>	<b>1147</b>	<b>19.8</b>	<b>52</b>	<b>0</b>
<b>Opponents</b>	<b>81</b>	<b>1480</b>	<b>18.3</b>	<b>39</b>	<b>0</b>

FIELD GOALS	1-19	20-29	30-39	40-49	50+
Franklin	1/1	7/7	15/17	9/16	0/0
<b>Patriots</b>	<b>1/1</b>	<b>7/7</b>	<b>15/17</b>	<b>9/16</b>	<b>0/0</b>
<b>Opponents</b>	<b>0/0</b>	<b>7/7</b>	<b>8/9</b>	<b>6/8</b>	<b>0/4</b>

**Franklin:** (25G, 38G, 39G, 49G) (49n, 45G, 42G) (26G, 36n) (42n, 34G, 37G) (21G, 31G) (45n, 26G) (47n, 31G, 36G) (31G) (47n, 27G, 26G) (31G, 32G, 32G, 33G) (38G, 31G, 24G) (42G, 45G, 19G) (37G, 47G) (49n) (44n) (41G) (47G, 44G, 39n).

**Opponents:** (25G, 57n) (33G, 47G) (33G) (44G, 34G) (55n) (47G) (1) (53n, 26G) (41G, 36n, 53n) (1) (42n) (28G, 33G, 34G, 48G) (28G, 38G) (24G, 44n) (20G, 31G, 36G) (42G, 21G).

**Starters: Offense:** WR Stanley Morgan (16); LT Brian Holloway (15), Steve Moore (1); LG Paul Fairchild (15), Trevor Matich (1); C Pete Brock (16); RG Ron Wooten (16); RT Steve Moore (10), Darryl Haley (6); TE Greg Hawthorne (10), Greg Baty (6); WR Irving Fryar (13), Stephen Starring (3); QB Tony Eason (15), Steve Grogan (1); RB Tony Collins (15), Craig James (1); FB C. James (11), Mosei Tatupu (5); 2nd TE G. Baty (1).

**Defense:** LE Brent Williams (16); NT Toby Williams (15), Dennis Owens (1); RE Garin Veris (15), Ben Thomas (1); LOLB Andre Tippett (11), Lawrence McGrew (4), D. Owens (1); LILB Steve Nelson (12), Johnny Rembert (4); RILB L. McGrew (9), J. Rembert (5), Ed Reynolds (2); ROLB Don Blackmon (15), L. McGrew (1); LCB Ronnie Lippett (15), Ernest Gibson (1); RCB Raymond Clayborn (16); Roland James (15), Jim Bowman (1); FS Fred Marion (16).

**1986 Coaching Staff:** Dean Brittenham, Strength/Conditioning, Jim Carr, Defensive Backfield, Bobby Grier, Offensive Backfield, Ray Hamilton, Asst. Defensive Line, Rod Humenuik, Asst. Head Coach/Offensive Line, Harold Jackson, Receivers, Eddie Khayat, Defensive Line, John Polonchek, QBs/Special Asst. to Head Coach, Rod Rust, Defensive Coordinator, Dante Scarnechia, Special Teams/TE's, Don Shinnick, Linebackers, Les Steckel, Quarterbacks/Receivers.

**Pro Bowl (5):** CB Raymond Clayborn (3), K Tony Franklin (1), WR Stanley Morgan (3), Spt Mosei Tatupu (1), LB Andre Tippett (3).

PASSING	ATT	CMP	YARDS	CMP%	YDS/ATT	TD	TD%	INT	INT%	LG	SK/YDS	RATING
Eason	448	276	3328	61.6	7.43	19	4.2	10	2.2	49	43/336	89.2
Grogan	102	62	976	60.8	9.57	9	8.8	2	2.0	69t	4/31	113.8
C. James	4	1	10	25.0	2.50	1	25.0	1	25.0	10t	0/0	39.6
Ramsey	3	1	7	33.3	2.33	0	0.0	0	0.0	7	0/0	42.4
<b>Patriots</b>	<b>557</b>	<b>340</b>	<b>4321</b>	<b>61.0</b>	<b>7.76</b>	<b>29</b>	<b>5.2</b>	<b>13</b>	<b>2.3</b>	<b>69t</b>	<b>47/367</b>	<b>92.9</b>
<b>Opponents</b>	<b>473</b>	<b>255</b>	<b>3324</b>	<b>53.9</b>	<b>7.02</b>	<b>15</b>	<b>3.2</b>	<b>21</b>	<b>4.4</b>	<b>67t</b>	<b>48/346</b>	<b>68.4</b>



# 1987 FINAL STATISTICS (8-7)

Head Coach: Raymond Berry • Tied for Second in AFC East • Home Stadium: Sullivan Stadium

DATE	W/L SCORE	OPPONENT	ATTENDANCE
9/13	W 28-21	Miami	54,642
9/21	L 24-43	at N.Y. Jets	70,847
9/27	Cancelled	Strike at Washington	
10/04	L 10-20	Cleveland	14,830
10/11	W 14-7	Buffalo	11,878
10/18	W 21-7	at Houston	26,294
10/25	L 16-30	at Indianapolis	48,850
11/01	W 26-23	L.A. Raiders	60,664
11/08	L 10-17	at N.Y. Giants	73,817
11/15	L 17-23	Dallas OT	60,567
11/22	W 24-0	Indianapolis	56,906
11/29	L 31-34	Philadelphia OT	54,198
12/06	L 20-31	at Denver	75,794
12/13	W 42-20	N.Y. Jets	60,617
12/20	W 13-7	at Buffalo	74,945
12/28	W 24-10	at Miami	61,192

## Team Statistics

	PATS	OPP
<b>TOTAL FIRST DOWNS</b>	<b>266</b>	<b>293</b>
By Rushing	84	112
By Passing	158	159
By Penalty	24	22
Third Down: Md/Att.	81/219	84/228
Third Down: Eff.	36.9	36.8
Fourth Down: Md/Att.	9/14	11/23
Fourth Down: Eff.	64.2	47.8
<b>TOTAL NET YARDS</b>	<b>4454</b>	<b>4877</b>
Avg. per Game	296.9	325.1
Total Offensive Plays	996	1053
Avg. per Play	4.5	4.6
<b>NET YARDS RUSHING</b>	<b>1771</b>	<b>1778</b>
Total Rushing Plays	513	490
Avg. per Rush	3.5	3.6
Avg. per Game	118.1	118.5
<b>NET YARDS PASSING</b>	<b>2683</b>	<b>3099</b>
Avg. per Game	178.9	206.6
Sacked/Yards Lost	33/246	43/339
Gross Yards Passing	2929	3438
Att./Completions	440/236	520/273
Completion Pct.	53.6	52.5
Had Intercepted	18	21
<b>PUNTS/AVERAGE</b>	<b>89/37.6</b>	<b>77/38.1</b>
<b>NET PUNTING AVG.</b>	<b>30.5</b>	<b>33.8</b>
<b>PENALTIES/YARDS</b>	<b>64/506</b>	<b>110/846</b>
<b>FUMBLES/BALLS LOST</b>	<b>36/13</b>	<b>42/21</b>
<b>TOUCHDOWNS</b>	<b>39</b>	<b>34</b>
Rushing	12	13
Passing	22	17
Returns	5	4
<b>Score by Periods</b>	<b>1 2 3 4 OT</b>	<b>1 2 3 4 OT</b>
Patriots	76 111 72 61 0	320 320
Opponents	39 68 71 106 9	293 293
<b>SCORING</b>	<b>TD Ru Pa Rt PAT FG S TP</b>	<b>TD Ru Pa Rt PAT FG S TP</b>
Franklin	0 0 0 0 0 37/38 15/26 0	82
Collins	6 3 3 0 0 0 0	36
Fryar	5 0 5 0 0 0 0	30
Dupard	3 3 3 0 0 0 0	18
Jones	3 3 3 0 0 0 0	18
Morgan	3 3 3 0 0 0 0	18
Starring	2 0 0 0 0 0 0	18
Baty	2 0 0 0 0 0 0	12
Grogan	2 2 0 0 0 0 0	12
Linne	2 0 2 0 0 0 0	12
Lippett	2 0 0 2 0 0 0	12
Scott	2 0 1 0 1 0 0	12
Bleier	1 1 0 0 0 0 0	6
Clayborn	1 0 0 1 0 0 0	6
LeBlanc	1 1 0 0 0 0 0	6
Ramsey	1 1 0 0 0 0 0	6
Tippett	1 0 0 0 0 0 0	6
Woods	1 1 0 0 0 0 0	6
Schubert	0 0 0 0 0 1/2 0 0	4
Patriots	39 12 22 5 38/39 16/28 0 320	
Opponents	34 13 17 4 33/33 18/27 1 293	

RUSHING	NO	YDS	AVG	LG	TD
Collins	147	474	3.2	19	3
Dupard	94	318	3.4	49	3
Tatupu	79	248	3.1	19	0
Perryman	41	187	4.6	48	0
LeBlanc	49	170	3.5	42	1
Ramsey	13	75	5.8	19	1
Fryar	9	52	5.8	16	0
Hansen	16	44	2.8	7	0
Davis	9	43	4.8	27	0
Flutie	6	43	7.2	13	0
Grogan	20	37	1.9	8	2
Eason	3	25	8.3	13	0
C. McSwain	9	22	2.5	9	1
Woods	4	20	5.0	13	1
Starring	2	13	6.5	10	0
C. James	4	10	2.5	5	0
Camariello	1	0	0.0	0	0
Bleier	5	-5	-1.0	11	1
Whitten	2	-6	-3.0	-2	0
<b>Patriots</b>	<b>513</b>	<b>1771</b>	<b>3.5</b>	<b>49</b>	<b>12</b>
<b>Opponents</b>	<b>490</b>	<b>1778</b>	<b>3.6</b>	<b>60</b>	<b>13</b>

RECEIVING	NO	YDS	AVG	LG	TD
Collins	44	347	7.9	29	3
Morgan	40	672	16.8	45	3
Fryar	31	467	15.1	40	5
Jones	25	388	15.5	29	3
Starring	17	289	17.0	34	0
Baty	15	138	9.2	22	2
Tatupu	15	136	9.1	23	0
Dawson	12	81	6.8	14	0
Linne	11	158	14.4	30	2
Scott	5	35	7.0	15	1
Coffey	3	66	22.0	35	0
Gadbois	3	51	17.0	20	0
D. Williams	3	30	10.0	12	0
Perryman	3	13	4.3	7	0
Dupard	3	1	0.3	2	0
Frain	2	22	11.0	11	0
LeBlanc	2	3	1.5	3	0
Hansen	1	22	22.0	22	0
Pickering	1	10	10.0	10	0
<b>Patriots</b>	<b>236</b>	<b>2929</b>	<b>12.4</b>	<b>45</b>	<b>22</b>
<b>Opponents</b>	<b>273</b>	<b>3438</b>	<b>12.6</b>	<b>61</b>	<b>17</b>

INTERCEPTIONS	NO	YDS	AVG	LG	TD
Marion	4	53	13.3	25	0
Lippett	3	103	34.3	45	2
Clayborn	2	24	12.0	24	0
E. Gibson	2	17	8.5	17	0
Bowman	2	3	1.5	3	0
E. Williams	1	51	51.0	51	0
R. James	1	27	27.0	27	0
R. McSwain	1	17	17.0	17	0
Shogog	1	7	7.0	7	0
Holmes	1	4	4.0	4	0
Rembert	1	1	1.0	1	0
P. Williams	1	0	0.0	0	0
Peterson	1	0	0.0	0	0
<b>Patriots</b>	<b>21</b>	<b>307</b>	<b>14.6</b>	<b>51</b>	<b>2</b>
<b>Opponents</b>	<b>18</b>	<b>160</b>	<b>8.9</b>	<b>38</b>	<b>2</b>

PUNTING	NO	YDS	AVG	TB	IN20	LG	BLK
Camariello	62	2489	40.1	8	14	73	1
Herline	25	861	34.3	4	1	50	1
<b>Patriots</b>	<b>89</b>	<b>3350</b>	<b>37.6</b>	<b>12</b>	<b>15</b>	<b>73</b>	<b>2</b>
<b>Opponents</b>	<b>77</b>	<b>2937</b>	<b>38.1</b>	<b>6</b>	<b>25</b>	<b>62</b>	<b>2</b>

PUNT RETURNS	NO	FC	YDS	AVG	LG	TD
Fryar	18	12	174	9.7	36	0
Linne	5	2	22	4.4	16	0
Marion	1	2	0	0.0	0	0
Starring	1	1	17	17.0	17	0
<b>Patriots</b>	<b>25</b>	<b>17</b>	<b>213</b>	<b>8.5</b>	<b>36</b>	<b>0</b>
<b>Opponents</b>	<b>41</b>	<b>11</b>	<b>397</b>	<b>9.7</b>	<b>34</b>	<b>0</b>

KICK RETURNS	NO	YDS	AVG	LG	TD
Starring	23	445	19.3	43	0
Fryar	6	119	19.8	31	0
Davis	5	134	26.8	43	0
Dupard	4	61	15.3	21	0
Perryman	3	43	14.3	16	0
LeBlanc	2	31	15.5	24	0
C. McSwain	2	32	16.0	24	0
Alexander	1	4	4.0	4	0
Collins	1	18	18.0	18	0
Hansen	1	14	14.0	14	0
<b>Patriots</b>	<b>48</b>	<b>901</b>	<b>18.8</b>	<b>43</b>	<b>0</b>
<b>Opponents</b>	<b>63</b>	<b>1130</b>	<b>17.9</b>	<b>60</b>	<b>0</b>

**Sacks:** Tippett 12.5, Veris 7.0, B. Williams 5.0, T. Williams 4.5, Rembert 2.0, Reynolds 2.0, Sims 1.5, Blackmon 1.0, Hodge 1.0, Lippett 1.0, Mangiero 1.0, McCabe 1.0, McGraw 1.0, Wichard 1.0, Wilburn 1.0, Bowman, 0.5. Team, 43.0, Opponents, 33.0.

FIELD GOALS	1-19	20-29	30-39	40-49	50+
Franklin	0/0	5/5	6/11	3/7	1/3
Schubert	0/0	1/1	0/0	0/1	0/0
<b>Patriots</b>	<b>0/0</b>	<b>6/6</b>	<b>6/11</b>	<b>3/8</b>	<b>1/3</b>
<b>Opponents</b>	<b>2/2</b>	<b>7/7</b>	<b>6/9</b>	<b>3/8</b>	<b>0/1</b>

**Franklin:** (39n.47n) (48n.32G) (-) (-) (52n) (38G.31G.49G) (50G.27G.25G. 29G) (50n.46G) (35n.41n) (37n.34G.37n) (43n.21G.31n.46n) (38G.27G) (-) (-) (31G). **Schubert:** (-) (-) (23G.40n).

**Opponents:** (-) (22G.34G) (28G.21G. 37n) (-) (48n.34n) (48G.38G.24G) (31G. 31G.39G.41n) (19G.41n) (20G) (46n) (19G.44n.39n.38G) (52n.24G) (24G.42G) (-) (47G).

**Starters: Offense:** WR Stanley Morgan (9), Cedric Jones (3), Wayne Coffey (3); LT Danny Villa (7), Steve Moore (4), George Colton (3), Art Plunkett (1); LG Sean Farrell (15), Paul Fairchild (1); C Guy Morris (7), Trevor Match (4), Pete Brock (3), P. Fairchild (1); RG Ron Wooten (13), Eric Stokes (1), Darren Twombly (1); RT Bruce Armstrong (12), Greg Robinson (3); TE Lin Dawson (11), Todd Frain (2), Willie Scott (1); WR Irving Fryar (11), Larry Linne (3), C. Jones (1); QB Steve Grogan (6), Tony Eason (3), Tom Ramsey (3), Bob Bleier (2), Doug Flutie (1); RB Tony Collins (11) Reggie Dupard (2), Matt LeBlanc (2), FB Most Tatupu (9), Bruce Hansen (2), R. Dupard (1), Chuck McSwain (1), Bob Perryman (1), 3rd WR I. Fryar (1), Stephen Starring (1).

**Defense:** LE Kenneth Sims (8), Brent Williams (4), Benton Reed (3); NT Toby Williams (12), John Guzik (2), Tom Porell (1); RE Garin Veris (12), Steve Wilburn (3); LOLB Andre Tippett (13), Mel Black (2); LILB Les Nelson (11), Jerry McCabe (3), Johnny Rembert (1); RILB Lawrence McGraw (12), Greg Moore (3), Ed Reynolds (1); ROLB Ed Williams (7), Don Blackmon (4), Rogers Alexander (2), L. McGraw (1), Randy Sealy (1); LCB Ronnie Lippett (12), Joe Peterson (3); RCB Raymond Clayborn (9), Ernest Gibson (5), Fred Marion (1); SS Jim Bowman (8), Roland James (4), Ron Shogog (3); FS F. Marion (11), Darryl Holmes (3), R. Clayborn (1).

**1987 Coaching Staff:** Dean Brittenham, Strength/Conditioning, Jim Carr, Defensive Backfield, Bobby Grier, Offensive Backfield, Ray Hamilton, Asst. Defensive Line, Rod Humenuik, Asst. Head Coach/Offensive Line, Harold Jackson, Receivers, Eddie Khayat, Defensive Line, John Polonchek, QBs/Special Asst. to Head Coach, Rod Rust, Defensive Coordinator, Dante Scarnecchia, Special Teams/TEs, Don Shinnick, Linebackers, Les Steckel, Quarterbacks/Receivers.

**Pro Bowl (2):** WR Stanley Morgan (4), LB Andre Tippett (4).

PASSING	ATT	CMP	YARDS	CMP%	YDS/ATT	TD	TD%	INT	INT%	LG	SK/YDS	RATING
Franklin	161	93	1163	57.8	7.34	10	6.2	9	5.6	40	7/55	78.2
Ramsey	134	71	898	53.0	6.70	6	4.5	6	4.5	40	14/50	70.4
Eason	79	42	453	53.2	5.73	3	3.8	2	2.5	45	8/70	72.4
Bleier	39	14	181	35.9	4.64	1	2.6	1	2.6	35	3/28	49.2
Flutie	25	15	199	60.0	7.96	1	4.0	0	0.0	30	0/0	98.6
Jones	1	0	0	0.0	0.0	0	0.0	0	0.0	0	0/0	39.6
Tatupu	1	1	15	100.0	15.0	1	100.0	0	0.0	15t	0/0	158.3
<b>Patriots</b>	<b>440</b>	<b>236</b>	<b>2929</b>	<b>53.6</b>	<b>6.65</b>	<b>22</b>	<b>5.0</b>	<b>18</b>	<b>4.1</b>	<b>45</b>	<b>33/246</b>	<b>74.1</b>
<b>Opponents</b>	<b>520</b>	<b>273</b>	<b>3438</b>	<b>52.5</b>	<b>6.61</b>	<b>17</b>	<b>3.3</b>	<b>21</b>	<b>4.0</b>	<b>61t</b>	<b>43/339</b>	<b>67.5</b>

# 1988 FINAL STATISTICS (9-7)

Head Coach: Raymond Berry • Tied for Second in AFC East • Home Stadium: Sullivan Stadium

DATE	W/L SCORE	OPPONENT	ATTENDANCE
9/04	W 28-3	N.Y. Jets	44,027
9/11	L 6-36	at Minnesota	55,545
9/18	L 14-16	Buffalo	55,945
9/25	L 6-31	at Houston	38,646
10/02	W 21-17	Indianapolis	58,050
10/09	L 3-45	at Green Bay	51,932
10/16	W 27-21	Cincinnati	59,969
10/23	L 20-23	at Buffalo	76,824
10/30	W 30-7	Chicago	60,821
11/06	W 21-10	Miami	60,840
11/13	W 14-13	at N.Y. Jets	48,358
11/20	W 6-3	at Miami	53,526
11/27	L 21-24	at Indianapolis	58,157
12/04	W 13-7	Seattle	59,068
12/11	W 10-7	Tampa Bay OT	39,889
12/17	L 10-21	at Denver	70,910

\*-At Milwaukee

RUSHING	NO	YDS	AVG	LG	TD
Stephens	297	1168	3.9	52	4
Perryman	146	448	3.1	16	6
Flutie	38	179	4.7	16	1
Dupard	52	151	2.9	15	2
Tatupu	22	75	3.4	22	2
Allen	7	40	5.7	12	0
Eason	5	18	3.6	10	0
C. James	4	15	3.8	8	1
Fryar	6	12	2.0	6	0
Grogan	6	12	2.0	6	1
Ramsey	3	8	2.7	9	0
Feagles	1	0	0.0	0	0
McGraw	1	-6	-6.0	-6	0
<b>Patriots</b>	<b>588</b>	<b>2120</b>	<b>3.6</b>	<b>52</b>	<b>17</b>
<b>Opponents</b>	<b>496</b>	<b>2099</b>	<b>4.2</b>	<b>36</b>	<b>20</b>

KICK RETURNS	NO	YDS	AVG	LG	TD
Martin	31	735	23.7	95	1
Allen	18	391	21.7	30	0
Davis	6	106	17.7	24	0
Fryar	1	3	3.0	3	0
Tatupu	1	13	13.0	13	0
<b>Patriots</b>	<b>57</b>	<b>1248</b>	<b>21.9</b>	<b>95</b>	<b>1</b>
<b>Opponents</b>	<b>45</b>	<b>888</b>	<b>19.7</b>	<b>51</b>	<b>0</b>

**Sacks:** B. Williams 8.0, Tippet 7.0, Jordan 3.0, Rembert 3.0, Goad 2.0, McGraw 2.0, Veris 2.0, Hodge 1.0, Team 1.0. Patriots 29.0, Opponents 23.0.

FIELD GOALS	1-19	20-29	30-39	40-49	50+
Staurovsky	0/0	3/4	4/5	0/2	0/0
Garcia	0/0	2/3	1/3	2/5	1/2
<b>Patriots</b>	<b>0/0</b>	<b>5/7</b>	<b>5/8</b>	<b>2/7</b>	<b>1/2</b>
<b>Opponents</b>	<b>0/0</b>	<b>6/7</b>	<b>5/5</b>	<b>5/11</b>	<b>1/3</b>

**Garcia:** (47wl,39G,24G,47G) (50G,23G) (-) (-) (31wl) (43G,42wl) (43wr) (25wl,52wl,39B). **Staurovsky:** (35G) (-) (-) (22G,34G) (43wl,27wl) (34G,22G) (36s, 27G) (32G, 40wl).

**Opponents:** (29G) (39G,24G) (38G, 44G,41G) (46wl,46wr,49G) (20G) (25G, 43wl) (-) (30G,35G,33G) (-) (51G) (47G, 48G) (27G,54wl,50wr,23wl) (28G) (47wr, 41wr) (40s) (-).

**Starters: Offense:** WR Stanley Morgan (14), Cedric Jones (1); LT Danny Villa (14), Trevor Matich (2); LG Sean Farrell (15), Paul Fairchild (1); C Mike Baab (12), T. Matich (4); RG Ron Wooten (15), P. Fairchild (1); RT Bruce Armstrong (16); TE Russ Francis (8), Lin Dawson (6), Steve Johnson (1), Willie Scott (1); WR Irving Fryar (14), C. Jones (1); QB Doug Flutie (9), Steve Grogan (4), Tony Eason (2), Tom Ramsey (1); RB John Stephens (14), Reggie Dupard (2); FB Robert Perryman (16); 2nd TE Steve Johnson (2).

**Defense:** LE Brent Williams (14), Milford Hodge (1), Kenneth Sims (1); NT Tim Goad (14), B. Williams (2); RE Garin Veris (9), M. Hodge (6), Edmund Nelson (1); LOLB Andre Tippet (11), Tim Jordan (5); LILB Ed Reynolds (14), Vincent Brown (2); RILB Johnny Rembert (15), V. Brown (1); ROLB Lawrence McGraw (15), Tim Jordan (1); LCB Ronnie Lippett (15), Rod McSwain (1); Raymond Clayborn (16); SS Roland James (15), Jim Bowman (1); FS Fred Marion (16).

**1988 Coaching Staff:** Don Blackmon, Staff Assistant, Jim Carr, Defensive Backfield, Bobby Grier, Offensive Backfield, Ray Hamilton, Asst. Defensive Line, Rod Humenuik, Asst. Head Coach/Offensive Line, Harold Jackson, Receivers, Eddie Khayat, Defensive Line, Guy Morris, Asst. Offensive Line, John Polonchek, QBs/Special Asst. to Head Coach, Dante Scarnechia, Special Teams/TE's, Don Shinnick, Linebackers, Jerry Simmons, Strength/Conditioning, Les Steckel, Quarterbacks/Receivers.

**Pro Bowl (3):** RB John Stephens (1), LB Andre Tippet (5), LB Johnny Rembert (1).

## Team Statistics

	PATS	OPP
<b>TOTAL FIRST DOWNS</b>	<b>264</b>	<b>272</b>
By Rushing	126	119
By Passing	112	138
By Penalty	26	15
Third Down: Md/Att.	79/219	58/199
Third Down: Eff.	36.1	29.1
Fourth Down: Md/Att.	9/14	9/18
Fourth Down: Eff.	64.2	50.0
<b>TOTAL NET YARDS</b>	<b>4293</b>	<b>4681</b>
Avg. per Game	268.3	292.6
Total Offensive Plays	1000	961
Avg. per Play	4.3	4.9
<b>NET YARDS RUSHING</b>	<b>2120</b>	<b>2099</b>
Total Rushing Plays	588	496
Avg. per Rush	3.6	4.2
Avg. per Game	132.5	131.2
<b>NET YARDS PASSING</b>	<b>2173</b>	<b>2582</b>
Avg. per Game	135.8	161.4
Sacked/Yards Lost	23/160	29/219
Gross Yards Passing	2333	2801
Att./Completions	389/199	436/234
Completion Pct.	51.2	53.7
Had Intercepted	28	20
<b>PUNTS/AVERAGE</b>	<b>91/38.3</b>	<b>86/42.2</b>
<b>NET PUNTING AVG.</b>	<b>34.1</b>	<b>35.5</b>
<b>PENALTIES/YARDS</b>	<b>87/665</b>	<b>108/858</b>
<b>FUMBLES/BALLS LOST</b>	<b>19/10</b>	<b>29/15</b>
<b>TOUCHDOWNS</b>	<b>31</b>	<b>33</b>
Rushing	17	20
Passing	12	13
Returns	2	0
<b>Score by Periods</b>	<b>1 2 3 4 OT</b>	<b>Total</b>
<b>Patriots</b>	<b>49 87 50 61 3</b>	<b>250</b>
<b>Opponents</b>	<b>48 77 57 102 0</b>	<b>284</b>

SCORING	TD	Ru	Pa	Rt	PAT	FG	S	TP
Perryman	6	6	0	0	0	0	0	36
Staurovsky	0	0	0	0	14/15	7/11	0	35
Fryar	5	4	0	0	0	0	0	30
Stephens	5	5	0	1	0	0	0	30
Garcia	0	0	0	0	11/16	6/13	0	29
Morgan	4	4	0	0	0	0	0	24
Dawson	2	0	2	0	0	0	0	12
Dupard	2	2	0	0	0	0	0	12
Tatupu	2	2	0	0	0	0	0	12
Flutie	1	1	0	0	0	0	0	6
Grogan	1	1	0	0	0	0	0	6
C. James	1	1	0	0	0	0	0	6
Jones	1	0	1	0	0	0	0	6
Martin	1	0	0	1	0	0	0	6
<b>Patriots</b>	<b>31</b>	<b>17</b>	<b>12</b>	<b>2</b>	<b>25/31</b>	<b>13/24</b>	<b>0</b>	<b>250</b>
<b>Opponents</b>	<b>33</b>	<b>20</b>	<b>13</b>	<b>0</b>	<b>33/33</b>	<b>17/26</b>	<b>1</b>	<b>284</b>

RECEIVING	NO	YDS	AVG	LG	TD
Dupard	34	232	6.8	15	0
Fryar	33	490	14.8	80	5
Morgan	31	502	16.2	32	4
Jones	22	313	14.2	41	1
Perryman	17	134	7.9	18	0
C. James	14	171	12.2	32	0
Stephens	14	98	7.0	17	0
Francis	11	161	14.6	51	0
Dawson	8	106	13.3	38	2
Tatupu	8	58	7.3	17	0
Martin	4	51	12.8	21	0
Scott	1	8	8.0	8	0
Johnson	1	5	5.0	5	0
Farrell	1	4	4.0	4	0
<b>Patriots</b>	<b>199</b>	<b>2333</b>	<b>11.7</b>	<b>80</b>	<b>12</b>
<b>Opponents</b>	<b>234</b>	<b>2801</b>	<b>12.0</b>	<b>51</b>	<b>13</b>

INTERCEPTIONS	NO	YDS	AVG	LG	TD
Clayborn	4	65	16.3	31	0
Marion	4	47	11.8	22	0
R. James	4	30	7.5	22	0
McSwain	2	51	25.5	42	0
Rembert	2	10	5.0	6	0
Jordan	1	31	31.0	31	0
McGraw	1	6	6.0	6	0
Lippett	1	4	4.0	4	0
Bowman	1	0	0.0	0	0
<b>Patriots</b>	<b>20</b>	<b>244</b>	<b>12.2</b>	<b>42</b>	<b>0</b>
<b>Opponents</b>	<b>28</b>	<b>286</b>	<b>10.2</b>	<b>40</b>	<b>0</b>

PUNTING	NO	YDS	AVG	TB	IN	LG	BLK
Feagles	91	3482	38.3	8	24	74	0
<b>Patriots</b>	<b>91</b>	<b>3482</b>	<b>38.3</b>	<b>8</b>	<b>24</b>	<b>74</b>	<b>0</b>
<b>Opponents</b>	<b>86</b>	<b>3633</b>	<b>42.2</b>	<b>9</b>	<b>19</b>	<b>70</b>	<b>0</b>

PUNT RETURNS	NO	FC	YDS	AVG	LG	TD
Fryar	38	8	398	10.5	30	0
Bowman	0	1	0	0.0	0	0
<b>Patriots</b>	<b>38</b>	<b>9</b>	<b>398</b>	<b>10.5</b>	<b>30</b>	<b>0</b>
<b>Opponents</b>	<b>37</b>	<b>17</b>	<b>217</b>	<b>5.9</b>	<b>19</b>	<b>0</b>

PASSING	ATT	CMP	YARDS	CMP%	YDS/ATT	TD	TD%	INT	INT%	LG	SK/YDS	RATING
Flutie	179	92	1150	51.4	6.42	8	4.5	10	5.6	80	11/65	63.3
Grogan	140	67	834	47.9	5.95	4	2.9	13	9.3	41	8/77	37.6
Eason	43	28	249	65.1	5.79	0	0.0	2	4.7	26	2/12	61.1
Ramsey	27	12	100	44.4	3.70	0	0.0	3	11.1	23	2/6	15.0
<b>Patriots</b>	<b>389</b>	<b>199</b>	<b>2333</b>	<b>51.2</b>	<b>5.99</b>	<b>12</b>	<b>3.1</b>	<b>28</b>	<b>7.2</b>	<b>80</b>	<b>23/160</b>	<b>50.0</b>
<b>Opponents</b>	<b>436</b>	<b>234</b>	<b>2801</b>	<b>53.7</b>	<b>6.42</b>	<b>13</b>	<b>2.9</b>	<b>20</b>	<b>4.6</b>	<b>51</b>	<b>29/219</b>	<b>64.4</b>

# 1989 FINAL STATISTICS (5-11)

Head Coach: Raymond Berry • Fourth in AFC East • Home Stadium: Sullivan Stadium

DATE	W/L	SCORE	OPPONENT	ATTENDANCE
9/10	W	27-24	at N.Y. Jets	64,541
9/17	L	10-24	Miami	57,043
9/24	L	3-24	Seattle	48,025
10/01	L	10-31	at Buffalo	78,921
10/08	W	23-13	Houston	59,828
10/15	L	15-16	at Atlanta	39,697
10/22	L	20-37	at San Francisco	70,000
10/29	W	23-20	at Indianapolis OT	59,356
11/05	L	26-27	N.Y. Jets	53,366
11/12	L	24-28	New Orleans	47,680
11/19	W	33-24	Buffalo	49,663
11/26	L	21-24	at L.A. Raiders	38,747
12/03	W	22-16	Indianapolis	32,234
12/10	L	10-31	Miami	55,913
12/17	L	10-28	at Pittsburgh	26,594
12/24	L	20-24	L.A. Rams	37,940

## Team Statistics

	PATS	OPP
<b>TOTAL FIRST DOWNS</b>	<b>335</b>	<b>297</b>
By Rushing	114	110
By Passing	87	176
By Penalty	34	11
Third Down: Md/Att.	92/240	72/199
Third Down: Eff.	38.3	36.2
Fourth Down: Md/Att.	10/29	5/12
Fourth Down: Eff.	34.5	41.7
<b>TOTAL NET YARDS</b>	<b>5456</b>	<b>5644</b>
Avg. per Game	341.0	352.8
Total Offensive Plays	1129	975
Avg. per Play	4.8	5.8
<b>NET YARDS RUSHING</b>	<b>1749</b>	<b>1978</b>
Total Rushing Plays	485	495
Avg. per Rush	3.6	4.0
Avg. per Game	109.3	123.6
<b>NET YARDS PASSING</b>	<b>3707</b>	<b>3666</b>
Avg. per Game	231.7	229.1
Sacked/Yards Lost	34/265	31/239
Gross Yards Passing	3972	3905
Att./Completions	610/302	449/259
Completion Pct.	49.5	57.7
Had Intercepted	27	16
<b>PUNTS/AVERAGE</b>	<b>64/37.4</b>	<b>81/42.1</b>
<b>NET PUNTING AVG.</b>	<b>31.3</b>	<b>35.2</b>
<b>PENALTIES/YARDS</b>	<b>63/509</b>	<b>111/954</b>
<b>FUMBLES/BALLS LOST</b>	<b>26/12</b>	<b>22/12</b>
<b>TOUCHDOWNS</b>	<b>30</b>	<b>48</b>
Rushing	12	19
Passing	17	27
Returns	1	2
<b>Score by Periods</b>	<b>1 2 3 4 OT Total</b>	<b>0 0 0 0 0 0</b>
Patriots	47 66 71 110 3	297
Opponents	82 144 58 107 0	391
<b>SCORING</b>	<b>TD Ru Pa Rt PAT FG S TP</b>	<b>TD Ru Pa Rt PAT FG S TP</b>
Davis	0 0 0 0 0 13/16 16/23 0 61	
Stavrovsky	0 0 0 0 0 14/14 14/17 0 56	
Stephens	7 7 0 0 0 0 0 42	
C. Jones	6 0 0 0 0 0 0 36	
Dykes	5 0 0 0 0 0 0 30	
Fryar	3 0 0 0 0 0 0 18	
Morgan	3 0 0 0 0 0 0 18	
Perryman	2 2 0 0 0 0 0 12	
Allen	1 1 0 0 0 0 0 6	
Dupard	1 1 0 0 0 0 0 6	
Egu	1 1 0 0 0 0 0 6	
Hurst	1 0 0 0 0 0 0 6	
Patriots	30 12 17 1 27/30 30/40 0 297	
Opponents	48 19 27 2 46/48 19/26 0 391	

RUSHING	NO	YDS	AVG	LG	TD
Stephens	244	833	3.4	35t	7
Perryman	150	562	3.7	18	2
Flutie	16	87	5.4	22	0
Dupard	25	63	2.5	10	1
Allen	11	51	4.6	18	1
Wilson	7	42	6.0	11	0
Tatupu	11	38	3.5	20	0
Egu	3	20	6.7	15t	1
Martin	2	20	10.0	13	0
Grogan	9	19	2.1	7	0
Fryar	2	15	7.5	11	0
C. Jones	1	3	3.0	3	0
Eason	2	-2	-1.0	0	0
Wonsley	2	-2	-1.0	0	0
<b>Patriots</b>	<b>485</b>	<b>1749</b>	<b>3.6</b>	<b>35t</b>	<b>12</b>
<b>Opponents</b>	<b>495</b>	<b>1978</b>	<b>4.0</b>	<b>58t</b>	<b>19</b>

RECEIVING	NO	YDS	AVG	LG	TD
Sievers	54	615	11.4	46	0
Dykes	49	795	16.2	42	5
C. Jones	48	670	14.0	65t	6
Fryar	29	537	18.5	52	3
Perryman	29	195	6.7	16	0
Morgan	28	486	17.4	55t	3
Stephens	21	207	9.9	37	0
Martin	13	229	17.6	37	0
Dawson	12	101	8.4	17	0
Tatupu	10	54	5.4	11	0
Dupard	6	70	11.7	45	0
Cook	3	13	4.3	5	0
<b>Patriots</b>	<b>302</b>	<b>3972</b>	<b>13.2</b>	<b>65t</b>	<b>17</b>
<b>Opponents</b>	<b>259</b>	<b>3905</b>	<b>15.1</b>	<b>74t</b>	<b>27</b>

INTERCEPTIONS	NO	YDS	AVG	LG	TD
Hurst	5	31	6.2	16t	1
James	2	50	25.0	28	0
Marion	2	19	9.5	18	0
McSwain	1	18	18.0	18	0
Feggins	1	4	4.0	4	0
Coleman	1	1	1.0	1	0
Clayborn	1	0	0.0	0	0
Rembert	1	0	0.0	0	0
Brown	1	-1	-1.0	-1	0
McGrew	1	-4	-4	-4	0
<b>Patriots</b>	<b>16</b>	<b>118</b>	<b>19.7</b>	<b>28</b>	<b>1</b>
<b>Opponents</b>	<b>27</b>	<b>338</b>	<b>12.5</b>	<b>55</b>	<b>2</b>

PUNTING	NO	YDS	AVG	NET TB	IN20	LG	BLK
Feagles	63	2392	38.0	31.3	2	13	64
<b>Patriots</b>	<b>64</b>	<b>2392</b>	<b>37.4</b>	<b>31.3</b>	<b>2</b>	<b>13</b>	<b>64</b>
<b>Opponents</b>	<b>81</b>	<b>3413</b>	<b>42.1</b>	<b>35.2</b>	<b>9</b>	<b>15</b>	<b>76</b>

PUNT RETURNS	NO	FC	YDS	AVG	LG	TD
Martin	19	2	164	8.6	28	0
Tucker	13	1	102	7.8	25	0
Fryar	12	1	107	8.9	20	0
Hurst	1	0	6	6.0	6	0
Taylor	0	2	0	0.0	0	0
<b>Patriots</b>	<b>45</b>	<b>6</b>	<b>379</b>	<b>8.4</b>	<b>28</b>	<b>0</b>
<b>Opponents</b>	<b>38</b>	<b>6</b>	<b>346</b>	<b>9.1</b>	<b>17</b>	<b>0</b>

KICK RETURNS	NO	YDS	AVG	LG	TD
Martin	24	584	24.3	38	0
Tucker	13	270	20.8	37	0
Rice	11	242	22.0	46	0
Allen	6	124	20.7	29	0
Taylor	3	52	17.3	22	0
Wonsley	3	69	23.0	40	0
Egu	2	26	13.0	22	0
Hodge	2	19	9.5	11	0
Timpson	2	13	6.5	13	0
Fryar	1	47	47.0	47	0
Rehder	1	14	14.0	14	0
Tatupu	1	2	2.0	2	0
<b>Patriots</b>	<b>69</b>	<b>1426</b>	<b>21.2</b>	<b>47</b>	<b>0</b>
<b>Opponents</b>	<b>61</b>	<b>1199</b>	<b>19.7</b>	<b>60</b>	<b>0</b>

**Sacks:** B. Williams 8.0, Jeter 7.0, McGrew 4.5, Brown 4.0, Sims 3.0, Rembert 2.5, Goad 1.0, Team 1.0. Patriots 31.0, Opponents 34.0.

Field Goals	1-19	20-29	30-39	40-49	50+
Davis	0/0	3/3	6/9	5/9	2/2
Stavrovsky	0/0	4/4	5/7	4/5	1/1
<b>Patriots</b>	<b>0/0</b>	<b>7/7</b>	<b>11/16</b>	<b>9/14</b>	<b>3/3</b>
<b>Opponents</b>	<b>3/3</b>	<b>6/7</b>	<b>8/10</b>	<b>2/4</b>	<b>0/2</b>

**Davis:** (-) (40wr,28G) (35G) (35G,37wl) (30G), 45s,34G,43G) (52G,32G,32G) (49G,21G) (47G), 38wr,48G,46wr,51G) (47G,43wr,26G,39s).

**Stavrovsky:** (44G) (34G,24G,34G, 38G) (-) (40wr,44G,37G,34s, 24G,50G,23G) (36G) (20G, 37ng) (44G,48G).

**Opponents:** (40G) (31G) (23G) (36G) (46G, 22G) (30G,30G,40wr,22G) (33b, 23G,45b) (32G, 39G) (18G,23G) (-) (24wr,31G) (45wl, 32G) (18) (23) (-) (19G, 50s,50wl).

**Starters: Offense:** WR Stanley Morgan (10), Hart Lee Dykes (6); LT Danny Villa (13), David Viane (3); LG Sean Farrell (15), D. Villa (1); C Mike Baab (16); RG Paul Fairchild (15), D. Villa (1); RT Bruce Armstrong (16); TE Lin Dawson (13), Eric Sievers (3); WR Cedric Jones (11), Irving Fryar (4), Sammy Martin (1); QB Steve Grogan (6), Tony Eason (3), Marc Wilson (3), Doug Flutie (3); RB John Stephens (12), Reggie Dupard (2); FB Robert Perryman (14); 3rd WR I. Fryar (1), C. Jones (1); 2nd TE E. Sievers (2).

**Defense:** LE Ken Sims (15), Milford Hodge (1); NT Tim Goad (16); RE Brent Williams (16); LOLB Johnny Rembert (8), Jim Jordan (4); Vincent Brown (2), Bruce Scholtz (2); LILB Ed Reynolds (16) RILB V. Brown (8), J. Rembert (8); ROLB Lawrence McGrew (16); LCB Maurice Hurst (14), Rod McSwain (2); RCB Raymond Clayborn (14), R. McSwain (2); SS Roland James (14), Jim Bowman (2); FS Fred Marion (16).

**1989 Coaching Staff:** Don Blackmon, Linebackers, Jim Carr, Defensive Backfield, Bobby Grier, Offensive Backfield, Ray Hamilton, Asst. Defensive Line, Harold Jackson, Receivers, Eddie Khayat, Defensive Line, Guy Morris, Asst. Offensive Line, John Polonchek, QBs/Special Asst. to Head Coach, Keith Rowan, Special Teams, Don Shinnick, Linebackers, Jerry Simmons, Strength/Conditioning, Richard Wood, Receivers.

**Pro Bowl (1):** LB Johnny Rembert (2).

PASSING	ATT	CMP	YARDS	CMP%	YDS/ATT	TD	TD%	INT	INT%	LG	SK/YDS	RATING
Grogan	261	133	1697	51.0	6.50	9	3.4	14	5.4	55t	8/64	60.8
Wilson	150	75	1006	50.0	6.71	3	2.0	5	3.3	65t	10/71	64.5
Eason	105	57	761	54.3	7.25	3	2.9	4	3.8	45	10/78	71.2
Flutie	91	36	493	39.6	5.42	2	2.2	4	4.4	36	6/52	46.6
Feagles	2	0	0	0.0	0.0	0	0.0	0	0.0	0	0/0	39.6
Tatupu	1	1	15	100.0	15.00	0	0.0	0	0.0	15	0/0	147.9
<b>Patriots</b>	<b>610</b>	<b>302</b>	<b>3972</b>	<b>49.5</b>	<b>6.51</b>	<b>17</b>	<b>2.8</b>	<b>27</b>	<b>4.4</b>	<b>65t</b>	<b>34/265</b>	<b>61.3</b>
<b>Opponents</b>	<b>449</b>	<b>259</b>	<b>3905</b>	<b>57.7</b>	<b>8.70</b>	<b>27</b>	<b>6.0</b>	<b>16</b>	<b>3.6</b>	<b>74t</b>	<b>31/239</b>	<b>91.6</b>

# 1990 FINAL STATISTICS (1-15)

Head Coach: Rod Rust • Fifth in AFC East • Home Stadium: Foxboro Stadium

DATE	W/L	SCORE	OPPONENT	ATTENDANCE
9/09	L	24-27	Miami	45,305
9/16	W	16-14	at Indianapolis	49,256
9/23	L	7-41	at Cincinnati	56,470
9/30	L	13-37	N.Y. Jets	36,724
10/07	L	20-33	Seattle	39,735
10/14			BYE WEEK	
10/18	L	10-17	at Miami	62,630
10/28	L	10-27	Buffalo	51,959
11/04	L	20-48	at Philadelphia	65,514
11/11	L	10-13	Indianapolis	28,924
11/18	L	0-14	at Buffalo	74,720
11/25	L	14-34	at Phoenix	30,110
12/02	L	7-37	Kansas City	26,280
12/09	L	3-24	at Pittsburgh	48,354
12/15	L	10-25	Washington	22,886
12/23	L	7-42	at N.Y. Jets	30,250
12/30	L	10-13	N.Y. Giants	60,410

## Team Statistics

	PATS	OPP
<b>TOTAL FIRST DOWNS</b>	<b>239</b>	<b>307</b>
By Rushing	65	151
By Passing	156	139
By Penalty	18	17
Third Down: Md/Att.	86/227	84/192
Third Down: Eff.	37.9	43.8
Fourth Down: Md/Att.	2/12	7/13
Fourth Down: Eff.	16.7	53.8
<b>POSSESSION AVG.</b>	<b>28:21</b>	<b>31:39</b>
<b>TOTAL NET YARDS</b>	<b>4163</b>	<b>5697</b>
Avg. per Game	260.2	356.1
Total Offensive Plays	955	972
Avg. per Play	4.4	5.9
<b>NET YARDS RUSHING</b>	<b>1398</b>	<b>2676</b>
Total Rushing Plays	383	565
Avg. per Game	87.4	167.3
<b>NET YARDS PASSING</b>	<b>2765</b>	<b>3021</b>
Avg. per Game	172.8	188.8
Sacked/Yards Lost	58/443	33/224
Gross Yards Passing	3208	3245
Att./Completions	514/274	374/218
Completion Pct.	53.3	58.3
Had Intercepted	20	14
<b>PUNTS/AVERAGE</b>	<b>92/40.8</b>	<b>56/40.8</b>
<b>NET PUNTING AVG.</b>	<b>33.6</b>	<b>36.6</b>
<b>PENALTIES/YARDS</b>	<b>99/742</b>	<b>73/488</b>
<b>FUMBLES/BALLS LOST</b>	<b>33/16</b>	<b>25/18</b>
<b>TOUCHDOWNS</b>	<b>19</b>	<b>52</b>
Rushing	4	29
Passing	4	21
Returns	1	2
<b>Score by Periods</b>	<b>1 2 3 4 OT Total</b>	
Patriots	30 81 30 40 0	181
Opponents	120 128 88 110 0	446

SCORING	TD	Ru	Pa	Rt	PAT	FG	S	TP
Stavrovsky	0	0	0	0	19/19	16/22	0	67
Cook	5	0	0	0	0	0	0	30
Fryar	4	0	4	0	0	0	0	24
Stevens	3	2	1	0	0	0	0	18
Dykes	2	0	2	0	0	0	0	12
Adams	1	0	1	0	0	0	0	6
Allen	1	1	0	0	0	0	0	6
Martin	1	0	1	0	0	0	0	6
Perryman	1	1	0	0	0	0	0	6
B. Williams	1	0	0	1	0	0	0	6
Patriots	19	4	14	1	19/19	16/22	0	181
Opponents	54	29	21	2	51/52	27/31	1	446

RUSHING	NO	YDS	AVG	LG	TD
Stevens	212	808	3.8	26	2
Allen	63	237	3.8	29	1
Adams	28	111	4.0	13	0
Perryman	32	97	3.0	13	1
Hodson	12	79	6.6	23	0
Tatupu	16	56	3.5	15	0
Overton	5	16	3.2	6	0
Wilson	5	7	1.4	6	0
Morris	2	4	2.0	3	0
Gannon	1	0	0.0	0	0
Hansen	1	0	0.0	0	0
Fryar	2	-4	-2.0	-1	0
Grogan	4	-5	-1.3	0	0
<b>Patriots</b>	<b>383</b>	<b>1398</b>	<b>3.7</b>	<b>29</b>	<b>4</b>
<b>Opponents</b>	<b>565</b>	<b>2676</b>	<b>4.7</b>	<b>80t</b>	<b>29</b>

RECEIVING	NO	YDS	AVG	LG	TD
Fryar	54	856	15.9	56	4
Cook	51	455	8.9	35t	5
Dykes	34	549	16.1	35t	2
Stevens	28	196	7.0	43	1
McMurtry	22	240	10.9	26	0
Jones	21	301	14.3	26	1
Adams	16	146	9.1	28	0
Perryman	15	88	5.9	15	0
Sievers	8	77	9.6	25	0
Mowatt	6	67	11.2	16	0
Allen	6	48	8.0	19	0
Timpson	5	91	18.2	42	0
Martin	4	65	16.3	19t	1
Overton	2	19	9.5	15	0
Tatupu	2	10	5.0	6	0
<b>Patriots</b>	<b>274</b>	<b>3208</b>	<b>11.7</b>	<b>56</b>	<b>14</b>
<b>Opponents</b>	<b>218</b>	<b>3245</b>	<b>14.9</b>	<b>86t</b>	<b>21</b>

INTERCEPTIONS	NO	YDS	AVG	LG	TD
Lippett	4	94	23.5	73	0
Hurst	4	61	15.3	36	0
Adams	4	17	4.3	16	0
Rembert	2	22	11.0	11	0
<b>Patriots</b>	<b>14</b>	<b>194</b>	<b>13.9</b>	<b>73</b>	<b>0</b>
<b>Opponents</b>	<b>20</b>	<b>143</b>	<b>7.2</b>	<b>42</b>	<b>0</b>

PUNTING	NO	YDS	AVG	NET	FB	IN20	LG	BLK
Hansen	90	3752	41.7	33.6	8	18	69	2
<b>Patriots</b>	<b>92</b>	<b>3752</b>	<b>40.8</b>	<b>33.6</b>	<b>8</b>	<b>18</b>	<b>69</b>	<b>2</b>
<b>Opponents</b>	<b>56</b>	<b>2282</b>	<b>40.8</b>	<b>36.6</b>	<b>5</b>	<b>17</b>	<b>70</b>	<b>1</b>

PUNT RETURNS	NO	FC	YDS	AVG	LG	TD
Fryar	28	10	133	4.8	17	0
Martin	1	0	1	1.0	1	0
<b>Patriots</b>	<b>29</b>	<b>10</b>	<b>134</b>	<b>4.6</b>	<b>17</b>	<b>0</b>
<b>Opponents</b>	<b>50</b>	<b>13</b>	<b>503</b>	<b>10.1</b>	<b>34</b>	<b>0</b>

KICK RETURNS	NO	YDS	AVG	LG	TD
Martin	25	515	20.6	38	0
Allen	11	168	15.3	34	0
Morris	11	202	18.4	22	0
Robinson	11	211	19.2	27	0
Overton	10	188	18.8	23	0
Timpson	3	62	20.7	26	0
PColeman	2	18	9.0	12	0
Jones	2	24	12.0	13	0
Adams	1	7	7.0	7	0
McSwain	1	0	0.0	0	0
<b>Patriots</b>	<b>77</b>	<b>1395</b>	<b>18.1</b>	<b>38</b>	<b>0</b>
<b>Opponents</b>	<b>38</b>	<b>665</b>	<b>17.5</b>	<b>38</b>	<b>0</b>

**Sacks:** Williams, B. 6.0, Tippett 3.5, Hobby 3.0, Singleton, 3.0, Agnew 2.5, Brown 2.5, Goad 2.5, McSwain 2.0, Veris 2.0, Williams, E. 2.0, Smith 1.5, Rembert 1.0, Reynolds 1.0, Gannon 0.5. Patriots 33.0, Opponents 58.0.

FIELD GOALS	1-19	20-29	30-39	40-49	50+
Stavrovsky	1/1	3/3	3/3	8/11	1/4
<b>Patriots</b>	<b>1/1</b>	<b>3/3</b>	<b>3/3</b>	<b>8/11</b>	<b>1/4</b>
<b>Opponents</b>	<b>4/4</b>	<b>6/6</b>	<b>9/10</b>	<b>6/7</b>	<b>2/4</b>

**Stavrovsky:** (42G,57s) (49w)39G, 27G, 25G) (-) (46G, 40G) (53G,48G) (41G, 52ng) (32G) (39G,49ng,44G) (29G) (-) (-) (-) (49G) (42G) (50w) (19G,42w).

**Opponents:** (31G,37G) (-) (46G,23G) (24G,18G,46G) (31G,19G,55w) (47G) (35G,35G) (27G,34G) (54G,38G) (30w) (50ng,29G,50G) (19G,32G,45G) (42G) (19G,38G,26G) (-) (44G,41w,27G).

**Starters: Offense:** WR Irving Fryar (15), Cedric Jones (1); LT Bruce Armstrong (16); LG Chris Gambol (14), David Douglas (2); C Danny Villia (8), Gene Chilton (3), D. Douglas (3), Paul Fairchild (2); RG Damian Johnson (16); RT D. Villa (8), David Viane (4), Stan Clayton (3), C. Gambol (1); TE Marv Cook (16); WR Hart Lee Dykes (10), Greg McMurtry (5), C. Jones (1); QB Tommy Hodson (6), Marc Wilson (6), Steve Grogan (4); RB John Stephens (14), George Adams (1), Marvin Allen (1); FB Robert Perryman (7), G. Adams (6), M. Allen (2), 2nd TE Eric Sievers (1).

**Defense:** LE Brent Williams (15), Marion Hobby (1); NT Tim Goad (16), RE Ray Agnew (9), M. Hobby (3), Garin Veris (2), Chris Gannon (2); LOLB Andre Tippett (7), Vincent Brown (6), Chris Singleton (1), Richard Tardits (1), Ed Williams (1); LILB Richard Harvey (8), Johnny Rembert (5), V. Brown (3); RILB E. Reynolds (12), V. Brown (2), B. Williams (1), M. Hobby (1); ROLB A. Tippett (6), V. Brown (3), C. Singleton (3), E. Williams (2), R. Harvey (1), Ila Jarostchuk (1); LCB Ronnie Lippett (16); RCB Maurice Hurst (16); Rod McSwain (12), Roland James (4); FS Fred Marion (16).

**1990 Coaching Staff:** Don Blackmon, Linebackers, Steve Crosby, Special Teams/ Tight Ends, Bobby Grier, Offensive Backfield, Rod Humenuik, Offensive Line, Dale Lindsey, Defensive Line, Steve Nelson, Linebackers, John Polonchek, QBs/Special Asst. to Head Coach, Jimmy Raye, Offensive Coordinator/ Quarterbacks, Jerry Simmons, Strength/ Conditioning, Charlie Sumner, Defensive Coordinator/ Secondary, Richard Wood, Receivers.

**Pro Bowl (1):** T Bruce Armstrong (1).

PASSING	ATT	CMP	YARDS	CMP%	YDS/ATT	TD	TD%	INT	INT%	LG	SK/YDS	RATING
Wilson	265	139	1625	52.5	6.13	6	2.3	11	4.2	36t	29/228	61.6
Hodson	156	85	968	54.5	6.21	4	2.6	5	3.2	56t	20/147	68.5
Grogan	92	50	615	54.3	6.68	4	4.3	3	3.3	48	9/68	76.1
Stevens	1	0	0	0.0	0.00	0	0.0	1	100.0	0	0/0	0.0
<b>Patriots</b>	<b>514</b>	<b>274</b>	<b>3208</b>	<b>53.3</b>	<b>6.24</b>	<b>14</b>	<b>2.7</b>	<b>20</b>	<b>3.9</b>	<b>56</b>	<b>58/443</b>	<b>65.4</b>
<b>Opponents</b>	<b>374</b>	<b>218</b>	<b>3245</b>	<b>58.3</b>	<b>8.68</b>	<b>21</b>	<b>5.6</b>	<b>14</b>	<b>3.7</b>	<b>86t</b>	<b>33/224</b>	<b>89.9</b>

# 1991 FINAL STATISTICS (6-10)

Head Coach: Dick MacPherson • Fourth in AFC East • Home Stadium: Foxboro Stadium

DATE	W/L	SCORE	OPPONENT	ATTENDANCE
9/01	W	16-7	at Indianapolis	49,961
9/08	L	0-20	Cleveland	35,377
9/15	L	6-20	at Pittsburgh	53,703
9/22	W	24-20	Houston	30,702
9/29	L	10-24	at Phoenix	26,043
10/06	L	10-20	Miami	49,749
10/13			BYE WEEK	
10/20	W	26-23	Minnesota OT	45,367
10/27	L	6-9	Denver	43,994
11/03	L	17-22	at Buffalo	78,278
11/10	L	20-30	at Miami	56,065
11/17	L	21-28	N.Y. Jets	30,743
11/24	W	16-13	Buffalo	47,053
12/01	L	3-20	at Denver	67,116
12/08	W	23-17	Indianapolis OT	20,131
12/15	W	6-3	at N.Y. Jets	55,689
12/22	L	7-29	at Cincinnati	46,394

## Team Statistics

	PATS	OPP
--	------	-----

<b>TOTAL FIRST DOWNS</b>	<b>259</b>	<b>312</b>
--------------------------	------------	------------

By Rushing	93	94
------------	----	----

By Passing	155	199
------------	-----	-----

By Penalty	11	19
------------	----	----

Third Down: Md/Att.	72/213	95/228
---------------------	--------	--------

Third Down: Eff.	33.8	41.7
------------------	------	------

Fourth Down: Md/Att.	6/13	4/14
----------------------	------	------

Fourth Down: Eff.	46.2	28.6
-------------------	------	------

<b>POSSESSION AVG.</b>	<b>29:27</b>	<b>30:33</b>
------------------------	--------------	--------------

<b>TOTAL NET YARDS</b>	<b>4473</b>	<b>5431</b>
------------------------	-------------	-------------

Avg. per Game	277	339.4
---------------	-----	-------

Total Offensive Plays	979	1050
-----------------------	-----	------

Avg. per Play	4.4	5.9
---------------	-----	-----

<b>NET YARDS RUSHING</b>	<b>1467</b>	<b>1579</b>
--------------------------	-------------	-------------

Total Rushing Plays	433	460
---------------------	-----	-----

Avg. per Game	91.7	98.7
---------------	------	------

<b>NET YARDS PASSING</b>	<b>3006</b>	<b>3852</b>
--------------------------	-------------	-------------

Avg. per Game	187.9	240.8
---------------	-------	-------

Sacked/Yards Lost	63/436	25/183
-------------------	--------	--------

Gross Yards Passing	3442	4035
---------------------	------	------

Att./Completions	481/284	565/335
------------------	---------	---------

Completion Pct.	59.0	59.3
-----------------	------	------

Had Intercepted	22	12
-----------------	----	----

<b>PUNTS/AVERAGE</b>	<b>82/39.0</b>	<b>69/42.2</b>
----------------------	----------------	----------------

<b>NET PUNTING AVG.</b>	<b>34.6</b>	<b>36.2</b>
-------------------------	-------------	-------------

<b>PENALTIES/YARDS</b>	<b>97/667</b>	<b>83/608</b>
------------------------	---------------	---------------

<b>FUMBLES/BALLS LOST</b>	<b>34/20</b>	<b>31/19</b>
---------------------------	--------------	--------------

<b>TOUCHDOWNS</b>	<b>22</b>	<b>31</b>
-------------------	-----------	-----------

Rushing	9	5
---------	---	---

Passing	11	25
---------	----	----

Returns	2	1
---------	---	---

<b>Score by Periods</b>	<b>1</b>	<b>2</b>	<b>3</b>	<b>4</b>	<b>OT</b>	<b>Total</b>
-------------------------	----------	----------	----------	----------	-----------	--------------

Patriots	40	55	23	84	9	211
----------	----	----	----	----	---	-----

Opponents	53	122	32	98	0	305
-----------	----	-----	----	----	---	-----

SCORING	TD	Ru	Pa	Rt	PAT	FG	S	TP
---------	----	----	----	----	-----	----	---	----

Staurovsky	0	0	0	0	10/11	13/19	0	49
------------	---	---	---	---	-------	-------	---	----

Baumann	0	0	0	0	9/10	7/10	0	30
---------	---	---	---	---	------	------	---	----

Russell	4	4	0	0	0	0	0	24
---------	---	---	---	---	---	---	---	----

Cook	3	0	3	0	0	0	0	18
------	---	---	---	---	---	---	---	----

Fryar	3	0	3	0	0	0	0	18
-------	---	---	---	---	---	---	---	----

Vaughn	3	2	0	1	0	0	0	18
--------	---	---	---	---	---	---	---	----

McMurtry	2	0	2	0	0	0	0	12
----------	---	---	---	---	---	---	---	----

Stephens	2	0	2	0	0	0	0	12
----------	---	---	---	---	---	---	---	----

Timpon	2	0	2	0	0	0	0	12
--------	---	---	---	---	---	---	---	----

Childress	1	0	0	1	0	0	0	6
-----------	---	---	---	---	---	---	---	---

Coates	1	0	1	0	0	0	0	6
--------	---	---	---	---	---	---	---	---

Millen	1	1	0	0	0	0	0	6
--------	---	---	---	---	---	---	---	---

Patriots	22	9	11	2	19/21	20/29	0	211
----------	----	---	----	---	-------	-------	---	-----

Opponents	31	5	25	1	30/31	29/42	1	305
-----------	----	---	----	---	-------	-------	---	-----

RUSHING	NO	YDS	AVG	LG	TD
---------	----	-----	-----	----	----

Russell	266	959	3.6	24	4
---------	-----	-----	-----	----	---

Stephens	63	163	2.6	13	2
----------	----	-----	-----	----	---

Vaughn	31	146	4.7	23	2
--------	----	-----	-----	----	---

Miller	31	92	3.0	14	1
--------	----	----	-----	----	---

Hunter	18	53	2.9	9	0
--------	----	----	-----	---	---

Allen	13	50	3.8	11	0
-------	----	----	-----	----	---

Fryar	2	11	5.5	9	0
-------	---	----	-----	---	---

Adams	2	3	1.5	2	0
-------	---	---	-----	---	---

Chilton	1	0	0.0	0	0
---------	---	---	-----	---	---

Hodson	4	0	0.0	0	0
--------	---	---	-----	---	---

Timpon	1	-4	-4.0	-4	0
--------	---	----	------	----	---

Coates	1	-6	-6.0	-6	0
--------	---	----	------	----	---

<b>Patriots</b>	<b>383</b>	<b>1398</b>	<b>3.7</b>	<b>29</b>	<b>4</b>
-----------------	------------	-------------	------------	-----------	----------

<b>Opponents</b>	<b>460</b>	<b>1598</b>	<b>3.4</b>	<b>37</b>	<b>5</b>
------------------	------------	-------------	------------	-----------	----------

RECEIVING	NO	YDS	AVG	LG	TD
-----------	----	-----	-----	----	----

Cook	82	808	9.9	49	3
------	----	-----	-----	----	---

Fryar	68	1,014	14.9	56T	3
-------	----	-------	------	-----	---

McMurtry	41	614	15.0	40	2
----------	----	-----	------	----	---

Timpon	25	471	18.8	60T	2
--------	----	-----	------	-----	---

Russell	18	81	4.5	18	0
---------	----	----	-----	----	---

Stephens	16	119	7.4	24	0
----------	----	-----	-----	----	---

Hunter	11	97	8.8	25	0
--------	----	----	-----	----	---

Coates	10	95	9.5	17	1
--------	----	----	-----	----	---

Vaughn	9	89	9.9	32	0
--------	---	----	-----	----	---

Carpenter	3	45	15.0	23	0
-----------	---	----	------	----	---

Allen	1	9	9.0	9	0
-------	---	---	-----	---	---

<b>Patriots</b>	<b>284</b>	<b>3442</b>	<b>12.1</b>	<b>60T</b>	<b>11</b>
-----------------	------------	-------------	-------------	------------	-----------

<b>Opponents</b>	<b>335</b>	<b>4035</b>	<b>12.0</b>	<b>65T</b>	<b>25</b>
------------------	------------	-------------	-------------	------------	-----------

INTERCEPTIONS	NO	YDS	AVG	LG	TD
---------------	----	-----	-----	----	----

Hurst	3	21	7.0	21	0
-------	---	----	-----	----	---

Marion	2	33	16.5	33	0
--------	---	----	------	----	---

Lippett	2	27	13.5	27	0
---------	---	----	------	----	---

Henderson	2	2	1.0	2	0
-----------	---	---	-----	---	---

Washington	2	0	0.0	0	0
------------	---	---	-----	---	---

Tippett	1	10	10.0	10	0
---------	---	----	------	----	---

<b>Patriots</b>	<b>12</b>	<b>93</b>	<b>7.8</b>	<b>33</b>	<b>0</b>
-----------------	-----------	-----------	------------	-----------	----------

<b>Opponents</b>	<b>22</b>	<b>154</b>	<b>7.0</b>	<b>27</b>	<b>0</b>
------------------	-----------	------------	------------	-----------	----------

PUNTING	NO	YDS	AVG	NET	TB	INT	LG	BLK
---------	----	-----	-----	-----	----	-----	----	-----

McCarthy	66	2650	40.2	35.7	3	17	93	2
----------	----	------	------	------	---	----	----	---

Wagner	14	548	39.1	29.1	0	5	54	0
--------	----	-----	------	------	---	---	----	---

<b>Patriots</b>	<b>82</b>	<b>3198</b>	<b>39.0</b>	<b>34.6</b>	<b>3</b>	<b>17</b>	<b>93</b>	<b>2</b>
-----------------	-----------	-------------	-------------	-------------	----------	-----------	-----------	----------

<b>Opponents</b>	<b>69</b>	<b>2909</b>	<b>42.2</b>	<b>36.2</b>	<b>10</b>	<b>16</b>	<b>71</b>	<b>0</b>
------------------	-----------	-------------	-------------	-------------	-----------	-----------	-----------	----------

PUNT RETURNS	NO	FC	YDS	AVG	LG	TD
--------------	----	----	-----	-----	----	----

Henderson	27	10	201	7.4	39	0
-----------	----	----	-----	-----	----	---

Fryar	2	4	10	5.0	10	0
-------	---	---	----	-----	----	---

Pool	1	0	0	0.0	0	0
------	---	---	---	-----	---	---

Zackery	1	0	0	0.0	0	0
---------	---	---	---	-----	---	---

<b>Patriots</b>	<b>31</b>	<b>14</b>	<b>211</b>	<b>6.8</b>	<b>39</b>	<b>0</b>
-----------------	-----------	-----------	------------	------------	-----------	----------

<b>Opponents</b>	<b>37</b>	<b>20</b>	<b>303</b>	<b>8.2</b>	<b>40</b>	<b>1</b>
------------------	-----------	-----------	------------	------------	-----------	----------

KICK RETURNS	NO	YDS	AVG	LG	TD
--------------	----	-----	-----	----	----

Vaughn	34	717	21.1	99T	1
--------	----	-----	------	-----	---

Allen	8	161	20.1	31	0
-------	---	-----	------	----	---

Martin	8	178	22.3	26	0
--------	---	-----	------	----	---

Hobby	2	0	0.0	0	0
-------	---	---	-----	---	---

Timpon	2	37	18.5	21	0
--------	---	----	------	----	---

Coates	1	6	6.0	6	0
--------	---	---	-----	---	---

Rakoczy	1	9	9.0	9	0
---------	---	---	-----	---	---

Rembert	0	0	0.0	0	0
---------	---	---	-----	---	---

<b>Patriots</b>	<b>56</b>	<b>1108</b>	<b>19.8</b>	<b>99T</b>	<b>1</b>
-----------------	-----------	-------------	-------------	------------	----------

<b>Opponents</b>	<b>51</b>	<b>850</b>	<b>16.7</b>	<b>49</b>	<b>0</b>
------------------	-----------	------------	-------------	-----------	----------

**Sacks:** Tippett 8.5, Veris 4.0, B. Williams 3.5, Brown 3.0, Agnew 2.0, Hobby 2.0, Howard 1.0, Singleton 1.0. Patriots, 25.0, Opponents, 63.0.

FIELD GOALS	1-19	20-29	30-39	40-49	50+
-------------	------	-------	-------	-------	-----

Staurovsky	1/1	2/3	9/12	1/3	0/0
------------	-----	-----	------	-----	-----

Baumann	0/0	2/2	1/3	4/4	0/1
---------	-----	-----	-----	-----	-----

<b>Patriots</b>	<b>1/1</b>	<b>4/5</b>	<b>10/15</b>	<b>5/7</b>	<b>0/1</b>
-----------------	------------	------------	--------------	------------	------------

<b>Opponents</b>	<b>2/2</b>	<b>12/14</b>	<b>7/7</b>	<b>8/17</b>	<b>0/2</b>
------------------	------------	--------------	------------	-------------	------------

**Staurovsky:** (35G,39G,36G) (-) (45n, 33G,28G) (33G) (38n,39G) (37G) (38G, 36n,42G) (20G,17G,25n) (46n,36G,35n).

**Baumann:** (44G,37G) (39n) (51b,46G, 32n) (23G) (24G) (45G,41G) (-).

**Opponents:** (44w,52w,42w,48b) (30G, 32G) (49G,32G) (28G,38G) (42N,47G) (47G,58n,25G) (23G,32G,47n,23G) (35G, 18G,47n,34G) (19G,47n,21G,42G) (21G, 42G,49n,44G) (-) (23G,29G) (20G, 24G) (43n,40G)(23n,23G,27n) (49G,25G).

**Starters: Offense:** WR Irving Fryar (15), Rob Carpenter (1); LT Bruce Armstrong (16); LG Elbert Crawford (16); C Gene Chilton (16); RG Danny Villa (10), Jon Melander (3), Gregg Rakoczy (2), Freddie Childress (1); RT Pat Harlow (16); TE Marv Cook (16); WR Greg McMurtry (12), Michael Timpon (2), Jon Vaughn (1); OB Hugh Millen (13), Tommy Hodson (3); RB Leonard Russell (15), John Stephens (1); FB Ivy Joe Hunter (11), J. Stephens (2); George Adams (1), J. Vaughn (1); 2nd TE Ben Coates (2).

**Defense:** LE Ray Agnew (9), Garin Veris (3), Brent Williams (3), Marion Hobby (1); NT Tim Good (15), Fred Smerlas (1); RE B. Williams (13), R. Agnew (1), Sean Smith (1), G. Veris (1); LOLB Andre Tippett (16); LLB Eugene Lockhart (13), RILB Vincent Brown (16); ROLB Chris Singleton (11), David Howard (5); LCB Ronnie Lippett (13), Tim Gordon (1), Jerome Henderson (1), Mickey Washington (1); RCB Maurice Hurst (14), M. Washington (2); SS Harry Colon, T. Gordon (1), M. Washington (1



# 1992 FINAL STATISTICS (2-14)

Head Coach: Dick MacPherson • Fifth in AFC East • Home Stadium: Foxboro Stadium

DATE	W/L	SCORE	OPPONENT	ATTENDANCE
9/06			BYE WEEK	
9/13	L	0-14	at L.A. Rams	40,402
9/20	L	6-10	Seattle	42,327
9/27	L	7-41	Buffalo	52,527
10/4	L	21-30	at N.Y. Jets	60,108
10/11	L	12-24	San Francisco	64,126
10/18	L	17-38	at Miami	57,282
10/25	L	17-19	Cleveland	32,219
11/01	L	7-16	at Buffalo	78,268
11/08	L	14-31	New Orleans	45,413
11/15	W	37-34	at Indianapolis OT	42,631
11/22	W	24-3	N.Y. Jets	27,642
11/29	L	0-34	at Atlanta	54,494
12/06	L	0-6	Indianapolis	19,429
12/13	L	20-27	at Kansas City	52,208
12/20	L	10-20	at Cincinnati	45,355
12/27	L	13-16	Miami OT	34,726

RUSHING	NO	YDS	AVG	LG	TD
Vaughn	113	451	4.0	36	1
Russell	123	390	3.2	23	2
Stephens	75	277	3.7	19	2
Lockwood	35	162	4.6	23	0
Millen	17	108	6.4	26	0
Zolak	18	71	3.9	19	0
Turner	10	40	4.0	11	0
Carlson	11	32	2.9	7	0
Hodson	5	11	2.2	5	0
Gash	5	7	1.4	4	1
Fryar	1	6	6.0	6	0
McMurtry	2	3	1.5	2	0
Coates	1	2	2.0	2	0
McCarthy	3	-10	-3.3	0	0
<b>Patriots</b>	<b>419</b>	<b>1550</b>	<b>3.7</b>	<b>36</b>	<b>6</b>
<b>Opponents</b>	<b>521</b>	<b>1951</b>	<b>3.7</b>	<b>53</b>	<b>15</b>

KICK RETURNS	NO	YDS	AVG	LG	TD
Stanley	29	529	18.2	40	0
Vaughn	20	564	28.2	100t	1
Lockwood	11	233	21.2	36	0
Timpson	2	28	14.0	28	0
Hobby	1	11	11.0	11	0
Turner	1	11	11.0	11	0
<b>Patriots</b>	<b>64</b>	<b>1376</b>	<b>21.5</b>	<b>100t</b>	<b>1</b>
<b>Opponents</b>	<b>45</b>	<b>749</b>	<b>16.6</b>	<b>39</b>	<b>0</b>

FIELD GOALS	1-9	20-29	30-39	40-49	50+
Baumann	2-2	4/4	3/7	2/4	0/0
<b>Patriots</b>	<b>2/2</b>	<b>4/4</b>	<b>3/7</b>	<b>2/4</b>	<b>0/0</b>
<b>Opponents</b>	<b>0/0</b>	<b>9/10</b>	<b>11/16</b>	<b>6/12</b>	<b>1/3</b>

**Baumann:** (38n) (-) (-) (39n) (24G,44G) (19G,44b) (30G) (-) (-) (36G,44G,18G) (32G) (48n) (37n) (38n) (27G) (25G, 29G).

**Opponents:** (47n,39n,25n) (25G,33n) (42G,30G) (37G,40G,47G) (51n,36G) (34G) (29G,28G,21G,54n,44n,31n,32G) (-) (46G) (35n,42n,48G,33G) (27G) (43n, 26G,54G) (31n,30G,48G) (30G, 26G) (47n,42n,21G,39G) (38G,23G,35G).

**Starters: Offense:** WR Irving Fryar (14), Michael Timpson (2); LT Bruce Armstrong (8), Pat Harlow (8); LG Reggie Redding (14), Calvin Stephens (1), Larry Williams (1); C Gene Chilton (16); RG L. Williams (8), Eugene Chung (6), Gregg Rakoczy (2); RT P. Harlow (8), E. Chung (8); TE Marv Cook (15), Ben Coates (1); WR Greg McMurtry (15); QB Hugh Millen (7), Scott Zolak (4), Tommy Hodson (3), Jeff Carlson (2); RB Leonard Russell (10), Jon Vaughn (5), John Stephens (1); FB J. Stephens (15), Kevin Turner (1); 3rd TE B. Coates (1).

**Defense:** LE Ray Agnew (14), Tim Edwards (1), Marion Hobby (1); NT Tim Goad (16); RE Brent Williams (15), M. Hobby (1); LOLB Andrew Tippet (13), Dwayne Sabb (2), Vincent Brown (1); LILB V. Brown (12), Johnny Rembert (2), David Howard (1), Eugene Lockhart (1); RILB J. Rembert (8), E. Lockhart (7); ROLB D. Howard (9), Chris Singleton (7); LCB David Pool (14), Jerome Henderson (2); RCB Maurice Hurst (16); SS Tim Gordon (7), Reggie Robbins (6), Roger Brown (2); J. Henderson (1); FS R. Robbins (9), J. Henderson (6), R. Brown (1).

**1992 Coaching Staff:** Joel Collier, Asst. Running Backs/ Receivers, Joe Collier, Defensive Coordinator, Dick Coury, Offensive Coordinator, Ivan Fears, Wide Receivers, Norm Gerber, Inside Linebackers, Bobby Grier, Offensive Backfield, Rod Humenuik, Offensive Line, Stan Jones, Defensive Line, Myrel Moore, Outside Linebackers, Dante Scarnecchia, Special Teams/TE's, Dave Uyrus, Asst. Special Teams/ Defensive Line, Charlie West, Defensive Backs.

**Pro Bowl (1):** TE Marv Cook (2).

RECEIVING	NO	YDS	AVG	LG	TD
Fryar	55	791	14.4	54	4
Cook	52	413	7.9	27	2
McMurtry	35	424	12.1	65t	1
Timpson	26	315	12.1	25	1
Stephens	21	161	7.7	32	0
Coates	20	171	8.6	22t	3
Vaughn	13	84	6.5	28	0
Russell	11	24	2.2	12	0
Turner	7	52	7.4	19t	2
Stanley	3	63	21.0	36	0
Hodson	1	-6	-6.0	-6	0
<b>Patriots</b>	<b>244</b>	<b>2492</b>	<b>10.2</b>	<b>65t</b>	<b>13</b>
<b>Opponents</b>	<b>258</b>	<b>3211</b>	<b>12.4</b>	<b>56</b>	<b>22</b>

INTERCEPTIONS	NO	YDS	AVG	LG	TD
Henderson	3	43	14.3	34	0
Hurst	3	29	9.7	27	0
Pool	2	54	27.0	41t	1
Robbins	2	27	13.5	20	0
Singleton	1	82	82.0	82t	1
Brown	1	49	49.0	49t	1
Howard	1	1	1.0	1	0
Smith	1	0	0.0	0	0
<b>Patriots</b>	<b>14</b>	<b>285</b>	<b>20.4</b>	<b>82t</b>	<b>3</b>
<b>Opponents</b>	<b>19</b>	<b>232</b>	<b>12.2</b>	<b>47</b>	<b>0</b>

PUNTING	NO	YDS	AVG	NET TB	IN20	LG	BLK
McCarthy	103	4212	40.9	35.4	4	18	61
<b>Patriots</b>	<b>103</b>	<b>4212</b>	<b>40.9</b>	<b>35.4</b>	<b>4</b>	<b>18</b>	<b>61</b>
<b>Opponents</b>	<b>75</b>	<b>3045</b>	<b>40.6</b>	<b>35.3</b>	<b>6</b>	<b>27</b>	<b>59</b>

PUNT RETURNS	NO	FC	YDS	AVG	LG	TD
Stanley	28	17	227	8.1	50	0
Timpson	8	2	47	5.9	14	0
Lambert	1	0	0	0.0	0	0
Fryar	0	1	0	0.0	0	0
<b>Patriots</b>	<b>37</b>	<b>20</b>	<b>274</b>	<b>7.4</b>	<b>50</b>	<b>0</b>
<b>Opponents</b>	<b>59</b>	<b>21</b>	<b>484</b>	<b>8.2</b>	<b>53t</b>	<b>1</b>

**Sacks:** Tippet 7.0, B. Williams 4.0, Goad 2.5, Agnew 1.0, Edwards 1.0, Howard 1.0, Lambert 1.0, Rembert 1.0, Sabb 1.0, Brown 0.5. Patriots 20.0, Opponents 65.0.

## Team Statistics

	PATS	OPP
<b>TOTAL FIRST DOWNS</b>	<b>215</b>	<b>292</b>
By Rushing	71	112
By Passing	130	149
By Penalty	14	31
Third Down: Md/Att.	72/223	77/214
Third Down: Eff.	32.3	36.0
Fourth Down: Md/Att.	8/19	6/15
Fourth Down: Eff.	42.1	40.0

**POSSESSION AVG.** **28:28** **31:32**

<b>TOTAL NET YARDS</b>	<b>3584</b>	<b>5048</b>
Avg. per Game	224.0	315.5
Total Offensive Plays	928	1000
Avg. per Play	3.9	5.0

**NET YARDS RUSHING** **1550** **1951**

Total Rushing Plays	419	521
Avg. per Game	96.6	121.9

**NET YARDS PASSING** **2034** **3097**

Avg. per Game	127.1	193.6
Sacked/Yards Lost	65/458	20/114
Gross Yards Passing	2492	3211
Att./Completions	444/244	459/258
Completion Pct.	55.0	56.2
Had Intercepted	19	14

**PUNTS/AVERAGE** **103/40.9** **75/40.6**

**NET PUNTING AVG.** **35.4** **35.3**

**PENALTIES/YARDS** **111/1051** **90/673**

**FUMBLES/BALLS LOST** **43/26** **30/15**

**TOUCHDOWNS** **25** **40**

Rushing	6	15
Passing	13	22
Returns	6	3

**Score by Periods**

	1	2	3	4	OT	Total
<b>Patriots</b>	<b>61</b>	<b>51</b>	<b>32</b>	<b>58</b>	<b>3</b>	<b>205</b>
<b>Opponents</b>	<b>84</b>	<b>80</b>	<b>88</b>	<b>108</b>	<b>3</b>	<b>363</b>

**SCORING**

	TD	Ru	Pa	Rt	PAT	FG	S	TP
Baumann	0	0	0	0	22/24	11/17	0	55
Fryar	4	0	4	0	0	0	24	0
Coates	3	0	3	0	0	0	18	0
Brown	2	0	0	2	0	0	12	0
Cook	2	0	2	0	0	0	12	0
Russell	2	2	0	0	0	0	12	0
Stephens	2	2	0	0	0	0	12	0
Turner	2	0	2	0	0	0	12	0
Vaughn	2	1	0	1	0	0	12	0
Gash	1	1	0	0	0	0	6	0
Goad	1	0	0	1	0	0	6	0
McMurtry	1	0	1	0	0	0	6	0
Pool	1	0	0	1	0	0	6	0
Singleton	1	0	0	1	0	0	6	0
Timpson	1	0	1	0	0	0	6	0
<b>Patriots</b>	<b>25</b>	<b>6</b>	<b>13</b>	<b>6</b>	<b>22/25</b>	<b>11/17</b>	<b>0</b>	<b>205</b>
<b>Opponents</b>	<b>40</b>	<b>15</b>	<b>22</b>	<b>3</b>	<b>40/40</b>	<b>27/41</b>	<b>1</b>	<b>363</b>

PASSING	ATT	CMP	YARDS	CMP%	YDS/ATT	TD	TD%	INT	INT%	LG	SK/YDS	RATING
Millen	203	124	1203	61.1	5.93	8	3.9	10	4.9	39	33/204	70.3
Zolak	100	52	561	52.0	5.61	2	2.0	4	4.0	65t	17/137	58.8
Hodson	91	50	496	54.9	5.45	2	2.2	2	2.2	54t	12/96	68.8
Carlson	49	18	232	36.7	4.73	1	2.0	3	6.1	40	3/21	33.7
McMurtry	1	0	0	0.0	0.00	0	0.0	0	0.0	0	0/0	39.6
<b>Patriots</b>	<b>444</b>	<b>244</b>	<b>2492</b>	<b>55.0</b>	<b>5.61</b>	<b>13</b>	<b>2.9</b>	<b>19</b>	<b>4.3</b>	<b>65t</b>	<b>65/458</b>	<b>63.2</b>
<b>Opponents</b>	<b>459</b>	<b>258</b>	<b>3211</b>	<b>56.2</b>	<b>7.00</b>	<b>22</b>	<b>4.8</b>	<b>14</b>	<b>3.1</b>	<b>56</b>	<b>20/114</b>	<b>81.3</b>

# 1993 FINAL STATISTICS (5-11)

Head Coach: Bill Parcells • Fourth in AFC East • Home Stadium: Foxboro Stadium

DATE	W/L	SCORE	OPPONENT	ATTENDANCE
9/05	L	14-38	at Buffalo	79,751
9/12	L	16-19	Detroit OT	54,151
9/19	L	14-17	Seattle	50,392
9/26	L	7-45	at N.Y. Jets	64,836
10/03			BYE WEEK	
10/10	W	23-21	at Phoenix	36,115
10/17	L	14-28	Houston	51,037
10/24	L	9-10	at Seattle	56,526
10/31	L	6-9	at Indianapolis	46,522
11/07	L	10-13	Buffalo OT	54,326
11/14			BYE WEEK	
11/21	L	13-17	at Miami	59,982
11/28	L	0-6	N.Y. Jets	42,810
12/05	L	14-17	at Pittsburgh	51,358
12/12	W	7-2	Cincinnati	29,794
12/19	W	20-17	at Cleveland	48,618
12/26	W	38-0	Indianapolis	26,571
1/02	W	33-27	Miami OT	53,883

## Team Statistics

	PATS	OPP
<b>TOTAL FIRST DOWNS</b>	<b>315</b>	<b>269</b>
By Rushing	116	97
By Passing	169	161
By Penalty	30	11
Third Down: Md/Att.	92/237	96/231
Fourth Down: Eff.	38.8	41.6
Fourth Down: Md/Att.	13/27	5/13
Fourth Down: Eff.	48.1	38.5
<b>POSSESSION AVG.</b>	<b>29.43</b>	<b>30.17</b>
<b>TOTAL NET YARDS</b>	<b>5065</b>	<b>4796</b>
Avg. per Game	316.6	299.8
Total Offensive Plays	1091	1013
Avg. per Play	4.6	4.7
<b>NET YARDS RUSHING</b>	<b>1780</b>	<b>1951</b>
Total Rushing Plays	502	505
Avg. per Game	111.3	121.9
<b>NET YARDS PASSING</b>	<b>3285</b>	<b>2845</b>
Avg. per Game	205.3	177.8
Sacked/Yards Lost	23/127	34/242
Gross Yards Passing	3412	3087
Att./Completions	566/289	474/280
Completion Pct.	51.1	59.1
Had Intercepted	24	13
<b>PUNTS/AVERAGE</b>	<b>76/40.7</b>	<b>90/41.2</b>
<b>NET PUNTING AVG.</b>	<b>34.8</b>	<b>34.7</b>
<b>PENALTIES/YARDS</b>	<b>65/468</b>	<b>111/803</b>
<b>FUMBLES/BALLS LOST</b>	<b>30/10</b>	<b>20/9</b>
<b>TOUCHDOWNS</b>	<b>26</b>	<b>32</b>
Rushing	9	9
Passing	17	20
Returns	0	3

Score by Periods	1	2	3	4	OT	Total
Patriots	33	60	54	85	6	238
Opponents	41	103	26	110	6	286

SCORING	TD	Ru	Pa	Rt	PAT	FG	S	TP
Sisson	0	0	0	0	15/15	14/26	0	57
Coates	8	0	8	0			0	48
Russell	7	7	0	0			0	42
Bahr	0	0	0	0	10/10	5/5	0	25
Brisby	2	0	2	0			0	12
Timpson	2	0	2	0			0	12
Turner	2	0	2	0			0	12
Cook	1	0	1	0			0	6
Crittenden	1	0	1	0			0	6
Croom	1	1	0	0			0	6
Gash	1	1	0	0			0	6
McMurtry	1	0	1	0			0	6
Patriots	26	9	17	0	25/25	19/31	0	238
Opponents	32	9	20	3	32/32	20/24	1	286

RUSHING	NO	YDS	AVG	LG	TD
Russell	300	1088	3.6	21	7
Turner	50	231	4.6	49	0
Croom	60	198	3.3	22	1
Gash	48	149	3.1	14	1
Bledsoe	32	82	2.6	15	0
Secules	8	33	4.1	13	0
Saxon	2	2	1.0	2	0
Zolak	1	0	0.0	0	0
Crittenden	1	-3	-3.0	-3	0
<b>Patriots</b>	<b>502</b>	<b>1780</b>	<b>3.5</b>	<b>49</b>	<b>9</b>
<b>Opponents</b>	<b>505</b>	<b>1951</b>	<b>3.9</b>	<b>57</b>	<b>9</b>

RECEIVING	NO	YDS	AVG	LG	TD
Coates	53	659	12.4	54t	8
Brisby	45	626	13.9	39	2
Timpson	42	654	15.6	48	2
Turner	39	333	8.5	26	2
Russell	26	245	9.4	69	0
McMurtry	22	241	11.0	20	1
Cook	22	154	7.0	17	1
Crittenden	16	293	18.3	44	1
Gash	14	93	6.6	15	0
Croom	8	92	11.5	21	0
T. Brown	2	22	11.0	14	0
<b>Patriots</b>	<b>289</b>	<b>3412</b>	<b>11.8</b>	<b>82</b>	<b>17</b>
<b>Opponents</b>	<b>280</b>	<b>3087</b>	<b>11.0</b>	<b>56</b>	<b>20</b>

INTERCEPTIONS	NO	YDS	AVG	LG	TD
Hurst	4	53	13.3	24	0
Wren	3	-7	-2.3	2	0
Barnett	1	40	40.0	40	0
V. Brown	1	24	24.0	24	0
Collins	1	8	8.0	8	0
Thompson	1	4	4.0	4	0
Lambert	1	0	0.0	0	0
Ray	1	0	0.0	0	0
<b>Patriots</b>	<b>13</b>	<b>122</b>	<b>9.4</b>	<b>40</b>	<b>0</b>
<b>Opponents</b>	<b>24</b>	<b>201</b>	<b>8.4</b>	<b>34</b>	<b>1</b>

PUNTING	NO	YDS	AVG	NET	TB	IN20	LG	BLK
Saxon	73	3096	42.4	34.8	7	25	59	3
<b>Patriots</b>	<b>76</b>	<b>3096</b>	<b>40.7</b>	<b>34.8</b>	<b>7</b>	<b>25</b>	<b>59</b>	<b>3</b>
<b>Opponents</b>	<b>90</b>	<b>3709</b>	<b>41.2</b>	<b>34.7</b>	<b>6</b>	<b>19</b>	<b>58</b>	<b>0</b>

PUNT RETURNS	NO	FC	YDS	AVG	LG	TD
T. Brown	25	9	224	9.0	19	0
Harris	23	4	201	8.7	21	0
Crittenden	2	1	37	18.5	30	0
Smith	1	0	0	0.0	0	0
<b>Patriots</b>	<b>51</b>	<b>14</b>	<b>462</b>	<b>9.1</b>	<b>30</b>	<b>0</b>
<b>Opponents</b>	<b>34</b>	<b>6</b>	<b>313</b>	<b>9.2</b>	<b>47</b>	<b>1</b>

KICK RETURNS	NO	YDS	AVG	LG	TD
Crittenden	23	478	20.8	44	0
T. Brown	15	243	16.2	29	0
Harris	6	90	15.0	19	0
Sabb	2	0	0.0	0	0
Cook	1	8	8.0	8	0
Coates	0	0	0.0	0	0
<b>Patriots</b>	<b>47</b>	<b>819</b>	<b>17.4</b>	<b>44</b>	<b>0</b>
<b>Opponents</b>	<b>44</b>	<b>921</b>	<b>20.9</b>	<b>42</b>	<b>0</b>

**Sacks:** Slade 9.0, Tippet 8.5, A. Jones 3.5, Pitts 3.0, Sabb 2.0, Williams 2.0, Agnew 1.5, Brown 1.0, Collins 1.0, Hurst 1.0, Thompson 1.0, Goad 0.5. Patriots, 34.0, Opponents, 23.0.

FIELD GOALS	1-19	20-29	30-39	40-49	50+
Sisson	1/1	8/13	3/4	2/6	0/2
Bahr	1/1	1/1	3/3	0/0	0/0
<b>Patriots</b>	<b>2/2</b>	<b>9/14</b>	<b>6/7</b>	<b>2/6</b>	<b>0/2</b>
<b>Opponents</b>	<b>0/0</b>	<b>12/12</b>	<b>7/7</b>	<b>1/2</b>	<b>0/3</b>

**Sisson:** (-) (26G,21G,32G,28wr) (54s) (-) (37wl,29G,23G,31G) (42b) (48s,41wr,36G,25G,19G) (40G,45wl,26G) (28wr,27G) (28G,26wl,40G) (54wl,28b) (-) (27wr).

**Bahr:** (23G,34G) (19G) (31G,37G).

**Opponents:** (28G) (52wr,22G,26G,23G,38G) (52wl,24G) (53wl,42G) (-) (-) (30G) (27G,38G,37G) (40wl,27G,32G) (23G) (33G,23G) (35G) (-) (23G) (-) (29G,24G).

**Starters: Offense:** WR Vincent Brisby (12), Ray Crittenden (1); LT Bruce Armstrong (16); LG Eugene Chung (16); C Mike Arthur (12), Bill Lewis (5); RG Rich Baldinger (15), Todd Rucci (1); RT Pat Harlow (16); TE Marv Cook (12), Ben Coates (4); WR Greg McMurtry (8), Michael Timpson (7); QB Drew Bledsoe (12), Scott Secules (4); RB Leonard Russell (15), Corey Croom (1); FB Kevin Turner (9), Sam Gash (4); 2nd TE B. Coates (6); 3rd WR R. Crittenden (1).

**Defense:** LE Mike Pitts (15), Ray Agnew (1); NT Tim Goad (15); RE John Washington (13), Brent Williams (2); LOLB Andre Tippet (13), LILB Vincent Brown (16); RILB Todd Collins (12), Chris Singleton (4); ROLB Dwayne Sabb (7), Chris Slade (5), Aaron Jones (1); LCB Rod Smith (7), Daryl Wren (5), Reyna Thompson (4); RCB Maurice Hurst (16); SS Corvin Brown (12), Adrian White (4); FS Harlon Barnett (12), Dion Lambert (3), Terry Ray (1).

**1993 Coaching Staff:** Dave Atkins, Offensive Backs, Romeo Crennel, Defensive Line, Al Groh, Defensive Coordinator/Linebackers, Fred Hoaglin, Offensive Line, Chris Palmer, Wide Receivers, Johnny Parker, Strength/Conditioning, Ray Perkins, Offensive Coordinator, Dante Scarneccia, Special Assistant, Mike Sweatman, Special Teams, Bob Trott, Defensive Backs, Charlie Weiss, Tight Ends.

**Pro Bowl (0)**

PASSING	ATT	CMP	YARDS	CMP%	YDS/ATT	TD	TD%	INT	INT%	LG	SK/YDS	RATING
Bledsoe	429	214	2494	49.9	5.81	15	3.5	15	3.5	54t	16/99	65.0
Secules	134	75	918	56.0	6.85	2	1.5	9	6.7	82	7/28	54.3
Zolak	2	0	0	0.0	0.00	0	0.0	0	0.0	0	0/0	39.6
Turner	1	0	0	0.0	0.00	0	0.0	0	0.0	0	0/0	39.6
<b>Patriots</b>	<b>566</b>	<b>289</b>	<b>3412</b>	<b>51.1</b>	<b>6.03</b>	<b>17</b>	<b>3.0</b>	<b>24</b>	<b>4.2</b>	<b>82</b>	<b>23/127</b>	<b>62.1</b>
<b>Opponents</b>	<b>474</b>	<b>280</b>	<b>3087</b>	<b>59.1</b>	<b>6.51</b>	<b>20</b>	<b>4.2</b>	<b>13</b>	<b>2.7</b>	<b>56</b>	<b>34/242</b>	<b>81.1</b>

# 1994 FINAL STATISTICS (10-6)

Head Coach: Bill Parcells • Second in AFC East (Wild Card Playoff Qualifier) • Home Stadium: Foxboro Stadium

DATE	W/L	SCORE	OPPONENT	ATTENDANCE
9/04	L	35-39	at Miami	69,613
9/11	L	35-38	Buffalo	60,274
9/18	W	31-28	at Cincinnati	46,640
9/25	W	23-17	at Detroit	59,618
10/02	W	17-16	Green Bay	57,522
10/09	L	17-21	L.A. Raiders	59,889
10/16	L	17-24	at N.Y. Jets	71,123
10/23			BYE WEEK	
10/30	L	3-23	Miami	59,167
11/06	L	6-13	at Cleveland	73,878
11/13	W	26-20	Minnesota OT	58,382
11/20	W	23-17	San Diego	59,690
11/27	W	12-10	at Indianapolis	43,839
12/04	W	24-13	N.Y. Jets	60,138
12/11	W	28-13	Indianapolis	57,656
12/18	W	41-17	at Buffalo	56,784
12/24	W	13-3	at Chicago	60,178
<b>AFC PLAYOFFS</b>				
1/01	L	13-20	at Cleveland	77,452

## Team Statistics

	PATS	OPP
<b>TOTAL FIRST DOWNS</b>	<b>348</b>	<b>280</b>
By Rushing	83	86
By Passing	243	173
By Penalty	22	21
Third Down: Md/Att.	106/257	72/215
Third Down: Eff.	41.2	33.5
Fourth Down: Md/Att.	18/35	6/16
Fourth Down: Eff.	51.4	37.5
<b>POSSESSION AVG.</b>	<b>32:08</b>	<b>27:52</b>
<b>TOTAL NET YARDS</b>	<b>5776</b>	<b>5207</b>
Avg. per Game	361.0	325.4
Total Offensive Plays	1199	1006
Avg. per Play	4.8	5.2
<b>NET YARDS RUSHING</b>	<b>1332</b>	<b>1760</b>
Total Rushing Plays	478	422
Avg. per Game	83.3	110.0
<b>NET YARDS PASSING</b>	<b>4444</b>	<b>3447</b>
Avg. per Game	277.8	215.4
Sacked/Yards Lost	22/139	39/290
Gross Yards Passing	4583	3737
Att./Completions	699/405	545/298
Completion Pct.	57.9	54.7
Had Intercepted	27	22
<b>PUNTS/AVERAGE</b>	<b>69/41.2</b>	<b>83/40.2</b>
<b>NET PUNTING AVG.</b>	<b>35.7</b>	<b>34.6</b>
<b>PENALTIES/YARDS</b>	<b>78/597</b>	<b>111/795</b>
<b>FUMBLES/BALLS LOST</b>	<b>28/11</b>	<b>34/18</b>
<b>TOUCHDOWNS</b>	<b>39</b>	<b>36</b>
Rushing	12	11
Passing	25	21
Returns	2	4

Score by Periods	1	2	3	4	OT	Total
Patriots	46	95	94	110	6	351
Opponents	53	133	56	70	0	312

SCORING	TD	Ru	Pa	Rt	PAT	FG	S	TP
Bahr	0	0	0	0	36/36	27/34	0	117
Butts	8	8	0	0	0	0	48	0
Coates	7	0	7	0	0	0	42	0
Thompson	7	2	5	0	0	0	42	0
Brisby	5	0	5	0	0	0	30	0
Crittenden	3	0	3	0	0	0	18	0
Timson	3	0	3	0	0	0	18	0
Turner	3	1	2	0	0	0	18	0
Reynolds	2	0	0	2	0	0	12	0
Thomas	1	1	0	0	0	0	6	0
O'Neill	0	0	0	0	0/0	0/1	0	0
Patriots	39	12	25	2	36/36	27/35	0	351
Opponents	36	11	21	4	32/33	20/25	0	312

2-Pt. Conversions: Patriots 0-2, Opp. 2-3.

RUSHING	NO	YDS	AVG	LG	TD
Butts	243	703	2.9	26	8
Thompson	102	312	3.1	13	2
Turner	36	111	3.1	13	1
Gash	30	86	2.9	10	0
Thomas	19	67	3.5	13	1
Bledsoe	44	40	0.9	7	0
Timson	2	14	7.0	10	0
Coates	1	0	0.0	0	0
Zolak	1	-1	-1.0	-1	0
<b>Patriots</b>	<b>478</b>	<b>1332</b>	<b>2.8</b>	<b>26</b>	<b>12</b>
<b>Opponents</b>	<b>422</b>	<b>1760</b>	<b>4.2</b>	<b>52</b>	<b>11</b>

RECEIVING	NO	YDS	AVG	LG	TD
Coates	96	1174	12.2	62t	7
Timson	74	941	12.7	37	3
Thompson	65	465	7.2	27t	5
Brisby	58	904	15.6	43	5
Turner	52	471	9.1	32	2
Crittenden	28	379	13.5	32	3
Burke	9	86	9.6	17	0
Gash	9	61	6.8	19	0
Butts	9	54	6.0	15	0
Hawkins	2	22	11.0	14	0
Thomas	2	15	7.5	9	0
Harris	1	11	11.0	11	0
<b>Patriots</b>	<b>405</b>	<b>4583</b>	<b>11.3</b>	<b>62t</b>	<b>25</b>
<b>Opponents</b>	<b>298</b>	<b>3737</b>	<b>12.5</b>	<b>65t</b>	<b>21</b>

INTERCEPTIONS	NO	YDS	AVG	LG	TD
Hurst	7	68	9.7	24	0
H. Barnett	3	51	17.0	24	0
V. Brown	3	22	7.3	12	0
Guyton	2	18	9.0	15	0
Smith	2	10	5.0	10	0
Sabb	2	6	3.0	5	0
Whigham	1	21	21.0	21	0
Reynolds	1	11	11.0	11t	1
Ray	1	2	2.0	2	0
<b>Patriots</b>	<b>22</b>	<b>209</b>	<b>9.5</b>	<b>24</b>	<b>1</b>
<b>Opponents</b>	<b>27</b>	<b>252</b>	<b>9.3</b>	<b>90t</b>	<b>2</b>

PUNTING	NO	YDS	AVG	NET BT	IN20	LG	BLK
O'Neill	69	2841	41.2	35.7	6	25	67
<b>Patriots</b>	<b>69</b>	<b>2841</b>	<b>41.2</b>	<b>35.7</b>	<b>6</b>	<b>25</b>	<b>67</b>
<b>Opponents</b>	<b>83</b>	<b>3333</b>	<b>40.2</b>	<b>34.6</b>	<b>4</b>	<b>21</b>	<b>53</b>

PUNT RETURNS	NO	FC	YDS	AVG	LG	TD
T. Brown	24	10	202	8.4	38	0
Crittenden	19	6	155	8.2	26	0
Harris	3	0	26	8.7	12	0
<b>Patriots</b>	<b>46</b>	<b>16</b>	<b>383</b>	<b>8.3</b>	<b>38</b>	<b>0</b>
<b>Opponents</b>	<b>34</b>	<b>9</b>	<b>260</b>	<b>7.6</b>	<b>30</b>	<b>0</b>

KICK RETURNS	NO	YDS	AVG	LG	TD
Crittenden	24	460	19.2	36	0
Thompson	18	376	20.9	30	0
Croom	10	172	17.2	24	0
Burke	3	11	3.7	6	0
Thomas	3	40	13.3	16	0
T. Brown	1	14	14.0	14	0
DeOssie	1	14	14.0	14	0
Gash	1	9	9.0	9	0
Guyton	1	-1	-1.0	-1	0
Timson	1	28	28.0	28	0
<b>Patriots</b>	<b>63</b>	<b>1123</b>	<b>17.8</b>	<b>36</b>	<b>0</b>
<b>Opponents</b>	<b>63</b>	<b>1375</b>	<b>21.8</b>	<b>80t</b>	<b>1</b>

**Sacks:** Slade 9.5, M. Jones 6.0, McGinest 4.5, A. Jones 4.0, Sabb, 3.5, Goad 3.0, Hurst 2.0, Reynolds 2.0, V. Brown 1.5, T. Barnett 1.0, Pitts 1.0, Agnew 0.5, Smith 0.5. Patriots 39.0, Opponents 22.0.

FIELD GOALS	1-19	20-29	30-39	40-49	50+
Bahr	0/0	14/14	9/12	4/8	0/0
O'Neill	0/0	0/0	0/0	0/1	0/0
<b>Patriots</b>	<b>0/0</b>	<b>14/14</b>	<b>9/12</b>	<b>4/9</b>	<b>0/0</b>
<b>Opponents</b>	<b>0/0</b>	<b>5/5</b>	<b>5/8</b>	<b>8/10</b>	<b>2/2</b>

**Bahr:** (-) (-) (43G, 24G, 28G, 35G) (20G, 28G, 21G) (48s, 32w, 33G) (24G) (40G) (48G) (20G, 39G) (38G, 39w, 23G) (44w, 39G, 48w, 38G, 23G) (22G, 37G, 25G, 42G) (33G) (36w) (33G, 20G) (29G, 22G, 46w).

**O'Neill:** (-) (-) (-) (-) (-) (-) (47s) (-) (-) (-) (-) (-) (-) (-) (-).

**Opponents:** (42G) (32G) (-) (27G) (27G) (-) (32w, 37G) (44G, 50G, 48G) (33G, 41G) (40G, 33G) (48s, 34G) (42w, 50G) (46G, 26G) (27G, 47G) (24G) (44G, 38B, 36w).

**Starters: Offense:** WR Vincent Brisby (11), Ray Crittenden (1); LT Bruce Armstrong (16); LG Bob Kratch (16); C Mike Arthur (11), Mike Gislser (5); RG Todd Rucci (10), Doug Skene (6); RT Pat Harlow (16); TE Ben Coates (16); WR Michael Timson (14), R. Crittenden (1); QB Drew Bledsoe (16); RB Marion Butts (15), Leroy Thompson (1); FB Kevin Turner (9), Sam Gash (6); 2nd TE John Burke (6).

**Defense:** LE Mike Pitts (16); NT Tim Goad (13), Ray Agnew (3); RE Mike Jones (16); LOLB Dwayne Sabb (8), Willie McGinest (7); LILB Vincent Brown (16); RILB Todd Collins (7), David Bavaro (5); Marty Moore (4); ROLB Chris Slade (16); LCB Ricky Reynolds (10), Rod Smith (6); RCB Maurice Hurst (16); SS Harlon Barnett (16); FS Myron Guyton (16); 5th DB R. Smith (1).

**1994 Coaching Staff:** Maurice Carthon, Offensive Assistant, Romeo Crennel, Defensive Line, Al Groh, Defensive Coordinator/Linebackers, Fred Hoaglin, Offensive Line, Chris Palmer, Wide Receivers, Johnny Parker, Strength/Conditioning, Ray Perkins, Offensive Coordinator, Mike Pope, Running Backs, Dante Scareschia, Special Assistant, Mike Sweatman, Special Teams, Bob Trott, Defensive Backs, Charlie Weis, Tight Ends.

**Pro Bowl (3):** T. Bruce Armstrong (3), QB Drew Bledsoe (1), TE Ben Coates (1).

PASSING	ATT	CMP	YARDS	CMP%	YDS/ATT	TD	TD%	INT	INT%	LG	SK/YDS	RATING
Bledsoe	691	400	4555	57.9	6.59	25	3.6	27	3.9	62t	22/139	73.6
Zolak	8	5	28	62.5	3.50	0	0.0	0	0.0	13	0/0	68.8
Patriots	699	405	4583	57.9	6.56	25	3.6	27	3.9	62t	22/139	73.5
Opponents	545	298	3737	54.7	6.86	21	3.9	22	4.0	65t	39/290	72.2

# 1995 FINAL STATISTICS (6-10)

Head Coach: Bill Parcells • Fourth in AFC East • Home Stadium: Foxboro Stadium

DATE	W/L SCORE	OPPONENT	ATTENDANCE
9/03	W 17-14	Cleveland	60,126
9/10	L 3-20	Miami	60,239
9/17	L 3-28	at San Francisco	66,179
9/24		BYE WEEK	
10/01	L 17-30	at Atlanta	47,114
10/08	L 3-37	Denver	60,074
10/15	L 26-31	at Kansas City	77,992
10/23	W 27-14	Buffalo	60,203
10/29	L 17-20	Carolina OT	60,064
11/05	W 20-7	at N.Y. Jets	61,462
11/12	W 34-17	at Miami	70,339
11/19	L 10-24	Indianapolis	59,544
11/26	W 35-25	at Buffalo	69,384
12/03	L 17-31	New Orleans	59,876
12/10	W 31-28	N.Y. Jets	46,617
12/16	L 27-41	at Pittsburgh	57,158
12/23	L 7-10	at Indianapolis	54,685

## Team Statistics

	PATS	OPP
<b>TOTAL FIRST DOWNS</b>	<b>335</b>	<b>308</b>
Rushing	106	106
Passing	207	181
Penalty	22	21
3rd Down: Made/Att.	99/260	80/215
3rd Down %	38.1	37.2
4th Down: Made/Att.	17/39	7/13
4th Down %	43.6	53.8
<b>POSSESSION AVG.</b>	<b>29:33</b>	<b>30:27</b>
<b>TOTAL NET YARDS</b>	<b>5457</b>	<b>5764</b>
Avg. Per Game	341.1	360.3
Total Plays	1187	1034
Avg. Per Play	4.6	5.6
<b>NET YARDS RUSHING</b>	<b>1866</b>	<b>1878</b>
Avg. Per Game	116.6	117.4
Total Rushes	474	448
<b>NET YARDS PASSING</b>	<b>3591</b>	<b>3886</b>
Avg. Per Game	224.4	242.9
Sacked/Yds Lost	27/198	37/221
Gross Yards	3,789	4,107
Att./Completions	686/351	549/342
Completion Pct.	51.2	62.3
Had Intercepted	16	15
<b>PUNTS/AVERAGE</b>	<b>79/39.2</b>	<b>86/38.8</b>
<b>NET PUNTING AVG.</b>	<b>79/32.9</b>	<b>86/32.0</b>
<b>PENALTIES/YARDS</b>	<b>84/676</b>	<b>104/816</b>
<b>FUMBLES/BALLS LOST</b>	<b>32/20</b>	<b>24/14</b>
<b>TOUCHDOWNS</b>	<b>32</b>	<b>44</b>
Rushing	16	12
Passing	14	29
Returns	2	3

Score by Periods	1	2	3	4	OT	Total
Patriots	49	84	59	102	0	294
Opponents	60	143	72	99	3	377

SCORING	TD	Ru	Pa	Rt	PAT	FG	S	TP
Bahr	0	0	0	0	27/27	23/33	0	96
Martin	15	14	1	0				0
Coates	6	6	0	0				32
Brisby	3	0	3	0				18
Meggett	2	2	0	0				16
Graham	2	0	2	0				12
T. Brown	1	0	0	1				6
Gash	1	0	1	0				6
W. Moore	1	0	1	0				6
Slade	1	0	0	1				6
Patriots	32	16	14	2	27/27	23/33	0	294
Opponents	44	12	29	3	40/41	23/32	0	377

2-Pt. Conversions: Meggett 2, Martin. Patriots 3-5, Opp. 2-3.

RUSHING	NO	YDS	AVG	LG	TD
Martin	368	1487	4.0	49	14
Meggett	60	250	4.2	25	2
Croom	13	54	4.2	12	0
Bledsoe	20	28	1.4	15	0
Gash	8	24	3.0	9	0
Zolak	4	19	4.8	12	0
Lee	1	4	4.0	4	0
<b>Patriots</b>	<b>474</b>	<b>1,866</b>	<b>3.9</b>	<b>49</b>	<b>16</b>
<b>Opponents</b>	<b>448</b>	<b>1,878</b>	<b>4.2</b>	<b>66</b>	<b>12</b>

RECEIVING	NO	YDS	AVG	LG	TD
Coates	84	915	10.9	35	6
Brisby	66	974	14.8	72	3
Meggett	52	334	6.4	19	0
W. Moore	43	502	11.7	33	1
Martin	30	261	8.7	27	1
Gash	26	242	9.3	30	1
Burke	15	136	9.1	21	0
T. Brown	14	159	11.4	31	0
Graham	10	156	15.6	37	2
Lee	8	107	13.4	33	0
Croom	1	8	8.0	8	0
Grant	1	4	4.0	4	0
Bledsoe	1	-9	-9.0	-9	0
<b>Patriots</b>	<b>351</b>	<b>3,789</b>	<b>10.8</b>	<b>72</b>	<b>14</b>
<b>Opponents</b>	<b>342</b>	<b>4,107</b>	<b>12.0</b>	<b>70</b>	<b>29</b>

INTERCEPTIONS	NO	YDS	AVG	LG	TD
V. Brown	4	1	0.3	1	0
Guyton	3	68	22.7	45	0
Law	3	47	15.7	38	0
Reynolds	3	6	2.0	4	0
Ray	1	21	21.0	21	0
Hurst	1	0	0.0	0	0
<b>Patriots</b>	<b>15</b>	<b>143</b>	<b>9.5</b>	<b>45</b>	<b>0</b>
<b>Opponents</b>	<b>16</b>	<b>161</b>	<b>10.1</b>	<b>69</b>	<b>1</b>

PUNTING	NO	YDS	AVG	NET YB	IN20	LG	BLK
O'Neill	41	1514	36.9	31.2	3	14	57
Wagner	37	1557	42.1	35.4	4	13	57
Bahr	1	29	29.0	9.0	1	0	29
<b>Patriots</b>	<b>79</b>	<b>3100</b>	<b>39.2</b>	<b>32.9</b>	<b>8</b>	<b>27</b>	<b>57</b>
<b>Opponents</b>	<b>86</b>	<b>3339</b>	<b>38.8</b>	<b>32.0</b>	<b>10</b>	<b>21</b>	<b>64</b>

PUNT RETURNS	NO	FC	YDS	AVG	LG	TD
Meggett	45	17	383	8.5	23	0
<b>Patriots</b>	<b>45</b>	<b>17</b>	<b>383</b>	<b>8.5</b>	<b>23</b>	<b>0</b>
<b>Opponents</b>	<b>40</b>	<b>11</b>	<b>342</b>	<b>8.6</b>	<b>42</b>	<b>0</b>

KICK RETURNS	NO	YDS	AVG	LG	TD
Meggett	38	964	25.4	62	0
T. Brown	31	672	21.7	38	0
Gisler	2	19	9.5	11	0
Lee	1	14	14.0	14	0
Frisch	1	8	8.0	8	0
Burke	1	7	7.0	7	0
Grant	1	7	7.0	7	0
<b>Patriots</b>	<b>75</b>	<b>1,691</b>	<b>22.5</b>	<b>62</b>	<b>0</b>
<b>Opponents</b>	<b>67</b>	<b>1,405</b>	<b>21.0</b>	<b>58</b>	<b>0</b>

**Sacks:** McGinest 11.0, V. Brown 4.0, Collons 4.0, Slade 4.0, M. Jones 3.0, Reynolds 2.5, Barnett 2.0, Lewis 1.5, White 1.5, A. Jones 1.0, Law 1.0, T. Roberts 1.0, Johnson 0.5. Patriots 37.0, Opponents 27.0

FIELD GOALS	1-19	20-29	30-39	40-49	50+
Bahr	1/2	12/12	3/7	5/7	2/5
<b>Patriots</b>	<b>1/2</b>	<b>12/12</b>	<b>3/7</b>	<b>5/7</b>	<b>2/5</b>
<b>Opponents</b>	<b>1/1</b>	<b>7/8</b>	<b>11/15</b>	<b>1/4</b>	<b>3/4</b>

**Bahr:** (21G, 21G, 28G), (29G), (34WR, 43G), (27G), (51G), (29G, 20G), (39G, 42B, 24G), (19S), (41G, 29G), (19G, 55G, 47G), (41G), (29G, 43G), (39G, 43WL), (31WR, 35WL, 30WL, 31G), (23G, 22G), (54S, 55S, 50S).

**Opponents:** (-), (22G, 54B, 19G), (-), (34G, 54G, 31G, 32G, 33G), (37G, 31G, 51G), (27G), (23G, 23G, 47WL), (38WR, 27G, 39WR, 29G), (-), (29WL, 36G), (36G), (51G, 48G), (24G), (33WR), (43WL, 32G, 32G), (44WL, 35WR, 30G).

**Starters: Offense:** WR Vincent Brisby (16); LT Bruce Armstrong (16); LG William Roberts (11), Bob Kratch (5); C David Wohlbaugh (11), Jeff Dellenbach (5); RG B. Kratch (11), Todd Rucci (5); RT Max Lane (16); TE Ben Coates (15), John Burke (1); WR Will Moore (13), Kevin Lee (2), Hason Graham (1); QB Drew Bledsoe (15), Scott Zolak (1); RB Curtis Martin (15), Corey Croom (1); FB Sam Gash (12), Robert Grant (1); 2nd TE J. Burke (3).

**Defense:** LE Tim Roberts (12), Ferric Collons (3); NT Reggie White (7), Bruce Walker (5), Mike Jones (3); RE Troy Barnett (15), F. Collons (1); LOLB Willie McGinest (16); LILB Vincent Brown (16); RILB Ted Johnson (12), Marty Moore (2), Bobby Abrams (1); ROLB Chris Slade (16); LCB Ricky Reynolds (16); RCB Maurice Hurst (10), Ty Law (6); SS Terry Ray (12), Myron Guyton (4); FS M. Guyton (10), T. Ray (4), Corwin Brown (2); 5th DB Vernon Lewis (2); 6th DB T. Law (1).

**1995 Coaching Staff:** Maurice Carthon, Offensive Assistant, Romeo Crennel, Defensive Line, Al Groh, Defensive Coordinator/Linebackers, Fred Hoaglin, Offensive Line, Chris Palmer, Wide Receivers, Johnny Parker, Strength/Conditioning, Ray Perkins, Offensive Coordinator, Mike Pope, Tight Ends, Dante Scarnecchia, Defensive Asst./LBs, Mike Sweatman, Special Teams, Bob Trott, Defensive Backs, Charlie Weis, Running Backs.

**Pro Bowl (3):** T. Bruce Armstrong (4), TE Ben Coates (2), RB Curtis Martin (1).

PASSING	ATT	CMP	YARDS	CMP%	YDS/ATT	TD	TD%	INT	INT%	LG	SK/YDS	RATING
Bledsoe	636	323	3507	50.8	5.51	13	2.0	16	2.5	471	23/170	63.7
Zolak	49	28	282	57.1	5.76	1	2.0	0	0.0	72	4/28	80.5
Meggett	1	0	0	0.0	0.00	0	0.0	0	0.0	0	0/0	39.6
<b>Patriots</b>	<b>686</b>	<b>351</b>	<b>3789</b>	<b>51.2</b>	<b>5.52</b>	<b>14</b>	<b>2.0</b>	<b>16</b>	<b>2.3</b>	<b>72</b>	<b>27/198</b>	<b>64.8</b>
<b>Opponents</b>	<b>549</b>	<b>342</b>	<b>4107</b>	<b>62.3</b>	<b>7.48</b>	<b>29</b>	<b>5.3</b>	<b>15</b>	<b>2.7</b>	<b>70</b>	<b>37/221</b>	<b>91.4</b>

# 1996 FINAL STATISTICS (11-5)

Head Coach: Bill Parcells • AFC East Division Champions • Home Stadium: Foxboro Stadium

DATE	W/L	SCORE	OPPONENT	ATTENDANCE
9/01	L	10-24	at Miami	71,542
9/08	L	10-17	at Buffalo	78,104
9/15	W	31-0	Arizona	59,118
9/22	W	28-25	Jacksonville OT	59,446
9/29			BYE WEEK	
10/06	W	46-38	at Baltimore	63,569
10/13	L	22-27	Washington	59,638
10/20	W	27-9	at Indianapolis	58,725
10/27	W	28-25	Buffalo	58,858
11/03	W	42-23	Miami	58,942
11/10	W	31-27	at N.Y. Jets	61,715
11/17	L	8-34	Denver	59,452
11/24	W	27-13	Indianapolis	58,226
12/01	W	45-7	at San Diego	59,209
12/08	W	34-10	N.Y. Jets	54,621
12/15	L	6-12	at Dallas	64,578
12/21	W	23-22	at N.Y. Giants	65,387
<b>AFC PLAYOFFS</b>				
1/05	W	28-3	Pittsburgh	60,188
1/12	W	20-6	Jacksonville	60,190
<b>SUPER BOWL XXXI (at New Orleans, La.)</b>				
1/26	L	21-35	Green Bay	72,301

## Team Statistics

<b>TOTAL FIRST DOWNS</b>	<b>339</b>	<b>305</b>						
Rushing	103	102						
Passing	206	178						
Penalty	30	25						
3rd Down: Made/Att	84/228	82/228						
3rd Down Pct.	36.8	36.0						
4th Down: Made/Att	19/34	12/22						
4th Down Pct.	55.9	54.5						
<b>POSSESSION AVG.</b>	<b>30:11</b>	<b>29:49</b>						
<b>TOTAL NET YARDS</b>	<b>5369</b>	<b>5305</b>						
Avg. Per Game	335.6	331.6						
Total Plays	1085	1063						
Avg. Per Play	4.9	5.0						
<b>NET YARDS RUSHING</b>	<b>1468</b>	<b>1502</b>						
Avg. Per Game	91.8	93.9						
Total Rushes	427	434						
<b>NET YARDS PASSING</b>	<b>3901</b>	<b>3803</b>						
Avg. Per Game	243.8	237.7						
Sacked/Yards Lost	30/190	33/252						
Gross Yards	4091	4055						
Att./Completions	628/374	596/322						
Completion Pct.	59.6	54.0						
Had Intercepted	15	23						
<b>PUNTS/AVERAGE</b>	<b>64/43.2</b>	<b>82/42.5</b>						
<b>NET PUNTING AVG.</b>	<b>64/35.8</b>	<b>82/33.6</b>						
<b>PENALTIES/YARDS</b>	<b>97/716</b>	<b>139/1189</b>						
<b>FUMBLES/BALL LOST</b>	<b>25/12</b>	<b>23/11</b>						
<b>TOUCHDOWNS</b>	<b>48</b>	<b>34</b>						
Rushing	15	14						
Passing	27	17						
Returns	6	3						
<b>Score by Periods</b>	<b>1</b>	<b>2</b>	<b>3</b>	<b>4</b>	<b>OT</b>	<b>Total</b>		
Patriots	79	123	108	105	3	418		
Opponents	59	105	75	74	4	313		
<b>SCORING</b>	<b>TD</b>	<b>Ru</b>	<b>Pa</b>	<b>Rt</b>	<b>PAT</b>	<b>FG</b>	<b>S</b>	<b>TP</b>
Vinatieri	0	0	0	0	39/42	27/35	0	120
Martin	17	14	3	0	0	0	0	104
Coates	9	0	0	0	0	0	0	56
Glenn	6	0	0	0	0	0	0	36
Jefferson	4	0	0	0	0	0	0	24
Byars LG	2	0	0	0	0	0	0	14
Byars TM	2	0	0	0	0	0	0	14
Gash	2	0	0	0	0	0	0	12
McGinest	2	0	0	0	0	0	0	6
Bartrum	1	0	0	0	0	0	0	6
C. Brown	1	0	0	0	0	0	0	6
Bruschi	1	0	0	0	0	0	0	6
Grier	1	1	0	0	0	0	0	6
Law	1	0	0	0	0	0	0	6
Maggett	1	0	0	0	0	0	0	6
<b>Patriots</b>	<b>48</b>	<b>15</b>	<b>27</b>	<b>6</b>	<b>39/42</b>	<b>27/35</b>	<b>1</b>	<b>418</b>
<b>Opponents</b>	<b>34</b>	<b>14</b>	<b>17</b>	<b>6</b>	<b>28/28</b>	<b>23/29</b>	<b>1</b>	<b>313</b>

**2-Pt. Conversions:** Byars, Coates, Gash, Martin, Team 4-6, Opponents 5-6

RUSHING	NO	YDS	AVG	LG	TD
Martin	316	1152	3.6	57	14
Mcgett	40	122	3.1	12	0
Grier	27	105	3.9	26	1
Glenn	5	42	8.4	26	0
Bledsoe	24	27	1.1	8	0
Gash	8	15	1.9	3	0
Jefferson	1	6	6.0	6	0
Byars LG	2	2	1.0	3	0
Byars TM	2	2	1.0	3	0
Zolak	4	-3	-7.0	0	0
<b>Patriots</b>	<b>427</b>	<b>1468</b>	<b>3.4</b>	<b>57</b>	<b>15</b>
<b>Opponents</b>	<b>434</b>	<b>1502</b>	<b>3.5</b>	<b>36</b>	<b>14</b>

RECEIVING	NO	YDS	AVG	LG	TD
Glenn	90	1132	12.6	37t	6
Coates	62	682	11.0	84t	9
Jefferson	50	771	15.4	42	4
Martin	46	333	7.2	41	3
Mcgett	33	292	8.8	26	0
Gash	33	276	8.4	28	2
Byars LG	32	289	9.0	27	2
Byars TM	27	249	9.2	27	2
T. Brown	21	222	10.6	38	0
Graham	5	64	12.8	23	0
W. Moore	3	37	12.3	16	0
Burke	1	19	19.0	19	0
Grier	1	8	8.0	8	0
Jells	1	5	5.0	5	0
Bartrum	1	1	1.0	1t	1
<b>Patriots</b>	<b>374</b>	<b>4091</b>	<b>10.9</b>	<b>84t</b>	<b>27</b>
<b>Opponents</b>	<b>322</b>	<b>4055</b>	<b>12.6</b>	<b>63t</b>	<b>17</b>

INTERCEPTIONS	NO	YDS	AVG	LG	TD
Clay	4	50	12.5	35	0
Law	3	45	15.0	38t	1
Smith LG	2	20	10.0	11	0
Smith TM	2	20	10.0	11	0
Hitchcock	2	14	7.0	14	0
Milloy	2	14	7.0	14	0
Henderson	2	7	3.5	7	0
Reynolds	2	7	3.5	7	0
McGinest	1	46	46.0	46t	1
Ray	1	43	43.0	43	0
Collins	1	7	7.0	7	0
Slade	1	2	2.0	2	0
Johnson	1	0	0.0	0	0
Sabb	1	0	0.0	0	0
<b>Patriots</b>	<b>23</b>	<b>255</b>	<b>11.1</b>	<b>46t</b>	<b>2</b>
<b>Opponents</b>	<b>15</b>	<b>191</b>	<b>12.7</b>	<b>60</b>	<b>1</b>

PUNTING	NO	YDS	AVG	NET	TB	INT	LG	BLK
Tupa	63	2739	43.5	36.0	7	14	62	0
Vinatieri	1	27	27.0	27.0	0	1	27	0
<b>Patriots</b>	<b>64</b>	<b>2766</b>	<b>43.2</b>	<b>35.8</b>	<b>7</b>	<b>15</b>	<b>62</b>	<b>0</b>
<b>Opponents</b>	<b>82</b>	<b>3483</b>	<b>42.5</b>	<b>33.6</b>	<b>7</b>	<b>18</b>	<b>58</b>	<b>1</b>

PUNT RETURNS	NO	FC	YDS	AVG	LG	TD
Mcgett	52	9	588	11.3	60t	1
<b>Patriots</b>	<b>52</b>	<b>9</b>	<b>588</b>	<b>11.3</b>	<b>60t</b>	<b>1</b>
<b>Opponents</b>	<b>34</b>	<b>8</b>	<b>334</b>	<b>9.8</b>	<b>36</b>	<b>0</b>

KICK RETURNS	NO	YDS	AVG	LG	TD
Mcgett	34	781	23.0	54	0
T. Brown	29	634	21.9	51	0
Gisler	1	9	9.0	9	0
<b>Patriots</b>	<b>64</b>	<b>1424</b>	<b>22.3</b>	<b>54</b>	<b>0</b>
<b>Opponents</b>	<b>81</b>	<b>1683</b>	<b>20.8</b>	<b>70</b>	<b>0</b>

**Sacks:** McGinest 9.5, Slade 7.0, Bruschi 4.0, Sagapolutele 3.0, Jones 2.0, Eaton 1.0, Milloy 1.0, Ray 1.0, Smith 1.0, Wheeler 1.0, Wyman 1.0, Collons 0.5, McGruder 0.5, Sabb 0.5.  
**Patriots 33.0, Opponents 30.0**

FIELD GOALS	1-19	20-29	30-39	40-49	50+
Vinatieri	1/1	9/10	8/8	8/14	1/2
<b>Patriots</b>	<b>1/1</b>	<b>9/10</b>	<b>8/8</b>	<b>8/14</b>	<b>1/2</b>
<b>Opponents</b>	<b>0/0</b>	<b>10/10</b>	<b>10/11</b>	<b>2/6</b>	<b>1/2</b>

**Vinatieri:** (25G) (42G, 45N, 25N, 47B) (47N, 31G) (23G, 30G, 29G, 44N, 41G, 40G) (22G, 35G, 50G) (24G, 35G, 29G, 43N) (44G, 36G) (40G, 32G, 54N) (30G) (40N) (26G, 22G) (47G) (19G, 41G) (21G, 30G) (40G)

**Opponents:** (34G) (33G, 37N) (42N, 27G) (21G, 48N, 24G) (21G, 35G, 38G) (33G) (45N, 39G) (48N, 26G, 32G) (52N, 28G, 47G) (42G, 50G) (27G) (23G, 36G, 35G, 29G) (30G, 27G)

**Starters: Offense:** WR Shawn Jefferson (15), Dietrich Jells (1); LT Bruce Armstrong (16); LG William Roberts (16); C Dave Wohlbaugh (16); RG Todd Rucci (12), Bob Kratch (4); RT Max Lane (16); TE Ben Coates (15), John Burke (1); WR Terry Glenn (15), Will Moore (1); QB Drew Bledsoe (16); RB Curtis Martin (15), David Mcgett (1); FB Sam Gash (9), Keith Byars (1); 3rd TE K. Byars (4), J. Burke (1).

**Defense:** LE Mike Jones (7), Ferric Collons (4), Willie McGinest (3), Chris Slade (2); LDT Mark Wheeler (14), M. Jones (2); RDT Pio Sagapolutele (10), Devin Wyman (4), F. Collons (1), M. Wheeler (1); RE W. McGinest (13), Mike Jones (3); LLB Todd Collins (5), Monty Brown (4), C. Slade (4), Dwayne Sabb (2); MLB Ted Johnson (15); RLB D. Sabb (5), T. Collins (4), M. Brown (3), C. Slade (3); LCB Ty Law (12), Ricky Reynolds (4); RCB Jimmy Hitchcock (5), R. Reynolds (5), Otis Smith (5), Willie Clay (1); SS Terry Ray (7), Lawyer Milloy (8); FS W. Clay (15), L. Milloy (1).

**1996 Coaching Staff:** Bill Belichick, Assistant Head Coach/Secondary, Maurice Carthon, Running Backs, Romeo Crennel, Defensive Line, Al Groh, Defensive Coordinator/Linebackers, Fred Hoaglin, Offensive Line, Chris Palmer, Quarterbacks, Johnny Parker, Strength/Conditioning, Ray Perkins, Offensive Coordinator, Mike Pope, Tight Ends, Dante Scarneccia, Defensive Asst./LB's, Mike Sweatman, Special Teams, Charlie Weiss, Running Backs.

**Pro Bowl (6):** T. Bruce Armstrong (5), QB Drew Bledsoe (2), TE Ben Coates (3), RB Curtis Martin (2), RE Willie McGinest (1), KR David Mcgett (1).

PASSING	ATT	CMP	YARDS	CMP%	YDS/ATT	TD	TD%	INT	INT%	LG	SK/YDS	RATING
Bledsoe	623	373	4086	59.9	6.56	27	4.3	15	2.4	84t	30/190	83.7
Tupa	2	0	0	0.0	0.00	0	0.0	0	0.0	0	0/0	39.6
Grier	1	0	0	0.0	0.00	0	0.0	0	0.0	0	0/0	39.6
Mcgett	1	0	0	0.0	0.00	0	0.0	0	0.0	0	0/0	39.6
Zolak	1	1	5	100.0	5.00	0	0.0	0	0.0	5	0/0	87.5
<b>Patriots</b>	<b>628</b>	<b>374</b>	<b>4091</b>	<b>59.6</b>	<b>6.51</b>	<b>27</b>	<b>4.3</b>	<b>15</b>	<b>2.4</b>	<b>84t</b>	<b>30/190</b>	<b>83.2</b>
<b>Opponents</b>	<b>596</b>	<b>322</b>	<b>4055</b>	<b>54.0</b>	<b>6.80</b>	<b>17</b>	<b>2.9</b>	<b>23</b>	<b>3.9</b>	<b>63t</b>	<b>33/252</b>	<b>68.9</b>



# 1997 FINAL STATISTICS (10-6)

Head Coach: Pete Carroll • AFC East Division Champions • Home Stadium: Foxboro Stadium

DATE	W/L	SCORE	OPPONENT	ATTENDANCE
8/31	W	41-7	San Diego	60,190
9/07	W	31-6	at Indianapolis	53,632
9/14	W	27-24	N.Y. Jets OT	60,072
9/21	W	31-3	Chicago	59,873
9/28			BYE WEEK	
10/06	L	13-34	at Denver	75,821
10/12	W	33-6	Buffalo	59,802
10/19	L	19-24	at N.Y. Jets	71,061
10/27	L	10-28	Green Bay	59,972
11/02	L	18-23	at Minnesota	62,917
11/09	W	31-10	at Buffalo	65,783
11/16	L	7-27	at Tampa Bay	70,479
11/23	W	27-24	Miami	59,002
12/07	W	26-20	at Jacksonville	73,446
12/13	L	21-24	Pittsburgh OT	60,013
12/22	W	14-12	at Miami	74,379
<b>AFC PLAYOFFS</b>				
12/28	W	17-3	Miami	60,041
1/03	L	6-7	at Pittsburgh	61,228

## Team Statistics

	PATS	OPP
<b>TOTAL FIRST DOWNS</b>	<b>267</b>	<b>322</b>
Rushing	71	114
Passing	173	183
Penalty	23	25
3rd Down: Made/Att	88/218	90/233
3rd Down Pct.	40.4	38.6
4th Down: Made/Att	3/13	16/30
4th Down Pct.	23.1	53.3
<b>POSSESSION AVG.</b>	<b>28:08</b>	<b>31:52</b>
<b>TOTAL NET YARDS</b>	<b>5014</b>	<b>5085</b>
Avg. Per Game	313.4	317.8
Total Plays	960	1100
Avg. Per Play	5.2	4.6
<b>NET YARDS RUSHING</b>	<b>1464</b>	<b>1616</b>
Avg. Per Game	91.5	101.0
Total Rushes	398	436
<b>NET YARDS PASSING</b>	<b>3550</b>	<b>3469</b>
Avg. Per Game	221.9	216.8
Sacked/Yards Lost	30/258	45/303
Gross Yards	3808	3772
Att./Completions	532/321	619/368
Completion Pct.	60.3	59.5
Head Intercepted	15	19
<b>PUNTS/AVERAGE</b>	<b>79/45.2</b>	<b>74/44.4</b>
<b>NET PUNTING AVG.</b>	<b>79/36.1</b>	<b>74/36.5</b>
<b>PENALTIES/YARDS</b>	<b>19/845</b>	<b>106/763</b>
<b>FUMBLES/BALL LOST</b>	<b>17/77</b>	<b>29/13</b>
<b>TOUCHDOWNS</b>	<b>42</b>	<b>33</b>
Rushing	6	16
Passing	31	14
Returns	5	3

Score by Periods	1	2	3	4	OT	Total		
Patriots	82	126	61	97	3	369		
Opponents	60	39	89	98	3	289		
<b>SCORING</b>	<b>TD</b>	<b>Ru</b>	<b>Pa</b>	<b>Rt</b>	<b>PAT</b>	<b>FG</b>	<b>S</b>	<b>TP</b>
Vinatieri	0	0	0	0	40/40	25/29	0	115
Coates	8	0	0	0			0	48
Brown	6	0	6	0			0	36
Martin	5	4	1	0			0	30
Byars	3	0	3	0			0	18
Gash	3	0	3	0			0	18
Purnell	3	0	3	0			0	18
Brisby	2	0	2	0			0	12
Glenn	2	0	2	0			0	12
Jefferson	2	0	2	0			0	12
Meggett	2	0	2	0			0	12
Clay	1	0	0	1			0	6
Cullors	1	0	0	1			0	6
Grier	1	1	0	0			0	6
Hitchcock	1	0	0	1			0	6
Slade	1	0	0	1			0	6
Whigham	1	0	0	1			0	6
Patriots	42	6	31	5	40/40	25/29	1	369
Opponents	33	16	14	3	29/29	20/29	0	289

2-Pt. Conversions: Team 0-2, Opponents 1-4

RUSHING	NO	YDS	AVG	LG	TD
Martin	274	1160	4.2	70t	4
Cullors	22	101	4.6	24	0
Grier	33	75	2.3	12	1
Meggett	20	60	3.0	10	1
Bledsoe	28	55	2.0	8	0
Byars	11	24	2.2	5	0
Gash	6	10	1.7	4	0
Zolak	3	-3	-1.0	-1	0
Brown	1	-18	-18.0	-18	0
<b>Patriots</b>	<b>398</b>	<b>1464</b>	<b>3.7</b>	<b>70t</b>	<b>6</b>
<b>Opponents</b>	<b>436</b>	<b>1616</b>	<b>3.7</b>	<b>34</b>	<b>16</b>

RECEIVING	NO	YDS	AVG	LG	TD
Coates	66	737	11.2	35	8
Jefferson	54	841	15.6	76	2
Brown	41	607	14.8	67	6
Martin	41	296	7.2	22	1
Glenn	27	431	16.0	50	2
Brisby	23	276	12.0	31	2
Gash	22	154	7.0	19	3
Byars	20	189	9.5	51	3
Meggett	19	203	10.7	49t	1
Purnell	5	57	11.4	20t	3
Cullors	2	8	4.0	6	0
Jells	1	9	9.0	9	0
<b>Patriots</b>	<b>321</b>	<b>3808</b>	<b>11.9</b>	<b>76</b>	<b>31</b>
<b>Opponents</b>	<b>368</b>	<b>3772</b>	<b>10.3</b>	<b>51</b>	<b>34</b>

INTERCEPTIONS	NO	YDS	AVG	LG	TD
Clay	6	109	18.2	53t	1
Law	3	70	23.3	40	0
Milloy	3	15	5.0	15	0
Hitchcock	2	104	52.0	100t	1
Whigham	2	60	30.0	60t	1
Moore	2	7	3.5	7	0
Slade	1	1	1.0	1t	1
<b>Patriots</b>	<b>19</b>	<b>366</b>	<b>19.3</b>	<b>100t</b>	<b>4</b>
<b>Opponents</b>	<b>15</b>	<b>213</b>	<b>14.2</b>	<b>45</b>	<b>2</b>

PUNTING	NO	YDS	AVG	NET TB	IN20	LG	BLK
Tupa	78	3569	45.8	36.1	14	24	73
<b>Patriots</b>	<b>78</b>	<b>3569</b>	<b>45.8</b>	<b>36.1</b>	<b>14</b>	<b>24</b>	<b>73</b>
<b>Opponents</b>	<b>74</b>	<b>3288</b>	<b>44.4</b>	<b>36.5</b>	<b>6</b>	<b>17</b>	<b>66</b>

PUNT RETURNS	NO	FC	YDS	AVG	LG	TD
Meggett	45	8	467	10.4	47	0
<b>Patriots</b>	<b>45</b>	<b>8</b>	<b>467</b>	<b>10.4</b>	<b>47</b>	<b>0</b>
<b>Opponents</b>	<b>38</b>	<b>11</b>	<b>437</b>	<b>11.5</b>	<b>26</b>	<b>0</b>

KICK RETURNS	NO	YDS	AVG	LG	TD
Meggett	33	816	24.7	61	0
Cullors	15	386	25.7	86t	1
Canty	4	115	28.8	63	0
Coates	1	20	20.0	20	0
<b>Patriots</b>	<b>53</b>	<b>1337</b>	<b>26.2</b>	<b>86t</b>	<b>1</b>
<b>Opponents</b>	<b>75</b>	<b>1651</b>	<b>22.0</b>	<b>92t</b>	<b>1</b>

**Sacks:** Slade 9.0, Thomas 7.0, Bruschi 4.0, Johnson 4.0, Jones 4.0, Wheeler 4.0, Canty 2.0, McGinest 2.0, Whigham 2.0, Collins 1.5, Eaton 1.0, Israel 1.0, McGruder 1.0, Law 0.5; **Patriots 45.0, Opponents 30.0.**

FIELD GOALS	1-19	20-29	30-39	40-49	50+
Vinatieri	0/0	11/11	7/9	6/8	1/1
<b>Team</b>	<b>0/0</b>	<b>11/11</b>	<b>7/9</b>	<b>6/8</b>	<b>1/1</b>
<b>Opponents</b>	<b>0/0</b>	<b>7/8</b>	<b>7/10</b>	<b>5/8</b>	<b>1/3</b>

**Vinatieri:**(21G, 26G) (21G) (33G,34G) (27G) (26G,49G) (20G,23G,41G,52G) (24G) (38G) (22G,25G) (42G,42N, 45N) () (36G,27G,30N) (32G,48G) (44G,41G, 33G,39G,32N) () ()

**Opponents:**() (45G,38G) (27G,29B) (38G) (21G,48N,33G) (34N) (35N,35G,68N,36N) () (24G,23G,41G) (23G) (44G,44G) (25G) (24G,42N) (44N) (36G,34G,31G) (50G,41G,51N)

**Starters: Offense:** WR Shawn Jefferson (14); LT Bruce Armstrong (16); LG Max Lane (15); Heath Irwin (1); C Dave Wohlbaugh (14), Mike Gisler (2); RG Todd Rucci (16); RT Zefross Moss (15); M. Lane (1); TE Ben Coates (16); QB Drew Bledsoe (16); RB Curtis Martin (13), David Meggett (2), Derrick Cullors (1); FB Keith Byars (8), Sam Gash (5); 3rd WR Vincent Brisby (3); 2nd TE Lovett Purnell (2).

**Defense:** LE Chris Sullivan (7), Ferric Collons (5), Mike Jones (4); LDT Mark Wheeler (14), Chad Eaton (1), M. Jones (1); RDT Henry Thomas (16); RE Willie McGinest (11), C. Sullivan (3), M. Jones (2); LLB Chris Slade (16); MLB Ted Johnson (16); RLB Todd Collins (15); Tedy Bruschi (1); LCB Ty Law (16); RCB Jimmy Hitchcock (15), Chris Canty (1); SS Lawyer Milloy (16); FS Willie Clay (16).

**1997 Coaching Staff:** Paul Boudreau, Offensive Line, Jeff Davidson, Tight Ends, Ray Hamilton, Defensive Line, Larry Kennan, Offensive Coordinator, Ron Lynn, Defensive Backs, Johnny Parker, Strength/ Conditioning, Andre Patterson, Defensive Assistant, Bo Pellini, Linebacks, Dante Scarnecchia, Special Teams, Steve Sidwell, Defensive Coordinator, Carl Smith, Asst. Head Coach/Quarterbacks, Steve Walters, Wide Receivers, Kirby Wilson, Running Backs.

**Pro Bowl (5):** T Bruce Armstrong (6), QB Drew Bledsoe (3), TE Ben Coates (4), LB Chris Slade (1), SpT Larry Whigham (1).

PASSING	ATT	CMP	YARDS	CMP%	YDS/ATT	TD	TD%	INT	INT%	LG	SK/YDS	RATING
Bledsoe	522	314	3706	60.2	7.10	28	5.4	15	2.9	76	30/258	87.7
Zolak	9	6	67	66.7	7.44	2	22.2	0	0.0	20t	0/0	128.2
Meggett	1	1	35	100.0	35.0	1	100.0	0	0.0	35t	0/0	158.3
<b>Patriots</b>	<b>532</b>	<b>321</b>	<b>3808</b>	<b>60.3</b>	<b>7.16</b>	<b>31</b>	<b>5.8</b>	<b>15</b>	<b>2.8</b>	<b>76</b>	<b>30/258</b>	<b>89.9</b>
<b>Opponents</b>	<b>619</b>	<b>368</b>	<b>3772</b>	<b>59.5</b>	<b>6.09</b>	<b>14</b>	<b>2.3</b>	<b>19</b>	<b>3.1</b>	<b>51</b>	<b>45/303</b>	<b>71.8</b>

# 1998 FINAL STATISTICS (9-7)

Head Coach: Pete Carroll • Fourth in AFC East (Wild Card Playoff Qualifier) • Home Stadium: Foxboro Stadium

DATE	W/L	SCORE	OPPONENT	ATTENDANCE
9/07	L	21-27	at Denver	74,745
9/13	W	29-6	Indianapolis	60,068
9/20	W	27-16	Tennessee	59,973
9/27			BYE WEEK	
10/04	W	30-27	at New Orleans	56,172
10/11	W	40-10	Kansas City	59,749
10/19	L	14-24	N.Y. Jets	60,062
10/25	L	9-12	Miami OT	73,973
11/01	W	21-16	at Indianapolis	58,056
11/08	L	10-41	Atlanta	59,790
11/15	L	10-13	at Buffalo	72,020
11/23	W	26-23	Miami	58,729
11/29	W	25-21	Buffalo	58,304
12/06	W	23-9	at Pittsburgh	58,632
12/13	L	18-32	at St. Louis	48,946
12/20	W	24-21	San Francisco	59,153
12/27	L	10-31	at N.Y. Jets	74,302
<b>AFC PLAYOFFS</b>				
1/03	L	10-25	at Jacksonville	72,559

## Team Statistics

	PATS	OPP
<b>TOTAL FIRST DOWNS</b>	<b>281</b>	<b>305</b>
Rushing	68	76
Passing	184	208
Penalty	29	21
3rd Down: Made/Att	90/237	98/230
3rd Down Pct.	38.0	42.6
4th Down: Made/Att	10/21	4/14
4th Down Pct.	47.6	28.6
<b>POSSESSION AVG.</b>	<b>28:34</b>	<b>31:26</b>
<b>TOTAL NET YARDS</b>	<b>5140</b>	<b>5182</b>
Avg. Per Game	321.3	323.9
Total Plays	999	1053
Avg. Per Play	5.1	4.9
<b>NET YARDS RUSHING</b>	<b>1480</b>	<b>1547</b>
Avg. Per Game	92.5	96.7
Total Rushes	403	447
<b>NET YARDS PASSING</b>	<b>3660</b>	<b>3635</b>
Avg. Per Game	228.8	227.2
Sacked/Yards Lost	40/344	36/222
Gross Yards	4004	3857
Att./Completions	556/295	570/336
Completion Pct.	53.1	58.9
Had Intercepted	17	24
<b>PUNTS/AVERAGE</b>	<b>74/44.5</b>	<b>73/42.5</b>
<b>NET PUNTING AVG.</b>	<b>74/35.4</b>	<b>73/34.9</b>
<b>PENALTIES/YARDS</b>	<b>108/853</b>	<b>104/787</b>
<b>FUMBLES/BALL LOST</b>	<b>20/7</b>	<b>16/7</b>
<b>TOUCHDOWNS</b>	<b>35</b>	<b>36</b>
Rushing	9	8
Passing	23	26
Returns	3	2

Score by Periods	1	2	3	4	OT	Total
Patriots	60	116	62	99	0	337
Opponents	64	111	67	84	3	329

SCORING	TD	Ru	Pa	Rt	PAT	FG	S	TP
Vinatieri	0	0	0	0	32/32	31/39	0	127
Edwards	12	9	3	0	0	0	72	
Coates	6	0	6	0	0	0	36	
Glenn	3	0	3	0	0	0	18	
Simmons	3	0	3	0	0	0	18	
Brisby	2	0	2	0	0	0	12	
Jefferson	2	0	2	0	0	0	12	
Purnell	2	0	2	0	0	0	12	
Brown	1	0	1	0	0	0	6	
Cullors	1	0	1	0	0	0	6	
Law	1	0	0	1	0	0	6	
Milloy	1	0	0	1	0	0	6	
Thomas	1	0	0	1	0	0	6	
<b>Patriots</b>	<b>35</b>	<b>9</b>	<b>23</b>	<b>3</b>	<b>32/32</b>	<b>31/39</b>	<b>0</b>	<b>337</b>
<b>Opponents</b>	<b>36</b>	<b>8</b>	<b>26</b>	<b>2</b>	<b>30/30</b>	<b>27/32</b>	<b>0</b>	<b>329</b>

2-Pt. Conversions: Patriots 1-3, Opponents 1-6

RUSHING	NO	YDS	AVG	LG	TD
Edwards	291	1115	3.8	53	9
Shaw	48	236	4.9	71	0
Cullors	18	48	2.7	15	0
Bledsoe	28	44	1.6	10	0
Floyd	6	22	3.7	10	0
Jefferson	1	15	15.0	15	0
Carter	2	3	1.5	3	0
Zolak	5	0	0.0	4	0
Glenn	2	-1	-0.5	7	0
Tupa	2	-2	-1.0	-1	0
<b>Patriots</b>	<b>403</b>	<b>1480</b>	<b>3.7</b>	<b>71</b>	<b>9</b>
<b>Opponents</b>	<b>447</b>	<b>1547</b>	<b>3.5</b>	<b>34</b>	<b>8</b>

RECEIVING	No	Yds	Avg	LG	TD
Coates	67	668	10.0	33	6
Glenn	50	792	15.8	86	3
Edwards	35	331	9.5	46	3
Jefferson	34	771	22.7	61	2
Simmons	23	474	20.6	63	3
Brown	23	346	15.0	52	1
Carter	18	166	9.2	49	0
Cullors	14	146	10.4	43	1
Purnell	12	92	7.7	22	2
Brisby	7	96	13.7	27	2
Shaw	6	30	5.0	11	0
Ellard	5	86	17.2	19	0
Floyd	1	6	6.0	6	0
<b>Patriots</b>	<b>295</b>	<b>4004</b>	<b>13.6</b>	<b>86</b>	<b>23</b>
<b>Opponents</b>	<b>336</b>	<b>3857</b>	<b>11.5</b>	<b>84</b>	<b>26</b>

INTERCEPTIONS	NO	YDS	AVG	LG	TD
Law	9	133	14.8	59	1
Milloy	6	54	9.0	30	1
Clay	3	19	6.3	19	0
Israel	3	13	4.3	12	0
Thomas	1	24	24.0	24	1
Canty	1	12	12.0	12	0
Whigham	1	0	0.0	0	0
<b>Patriots</b>	<b>24</b>	<b>255</b>	<b>10.6</b>	<b>59</b>	<b>3</b>
<b>Opponents</b>	<b>17</b>	<b>197</b>	<b>11.6</b>	<b>36</b>	<b>0</b>

PUNTING	NO	YDS	AVG	NET TB	IN20	LG	BLK
Tupa	74	3294	44.5	35.4	9	13	64
<b>Patriots</b>	<b>74</b>	<b>3294</b>	<b>44.5</b>	<b>35.4</b>	<b>9</b>	<b>13</b>	<b>64</b>
<b>Opponents</b>	<b>73</b>	<b>3100</b>	<b>42.5</b>	<b>34.9</b>	<b>8</b>	<b>20</b>	<b>58</b>

PUNT RETURNS	NO	FC	YDS	AVG	LG	TD
Brown	17	8	225	13.2	39	0
Canty	16	7	170	10.6	36	0
Clay	0	2	0	-	-	0
<b>Patriots</b>	<b>33</b>	<b>17</b>	<b>395</b>	<b>12.0</b>	<b>39</b>	<b>0</b>
<b>Opponents</b>	<b>43</b>	<b>8</b>	<b>493</b>	<b>11.5</b>	<b>76</b>	<b>0</b>

KICK RETURNS	NO	YDS	AVG	LG	TD
Cullors	45	1085	24.1	68	0
Canty	11	198	18.0	29	0
Sullivan	2	14	7.0	9	0
Bruschi	1	4	4.0	4	0
Eaton	1	13	13.0	13	0
Shaw	1	16	16.0	16	0
Whigham	1	0	0.0	0	0
<b>Patriots</b>	<b>62</b>	<b>1330</b>	<b>21.5</b>	<b>68</b>	<b>0</b>
<b>Opponents</b>	<b>71</b>	<b>1335</b>	<b>18.8</b>	<b>37</b>	<b>0</b>

**Sacks:** Thomas 6.5, Eaton 6.0, Slade 4.0, McGinest 3.5, Spires 3.0, Bruschi 2.0, Israel 2.0, Johnson 2.0, Mitchell 2.0, Sullivan 2.0, Canty 1.0, C. Carter 1.0, Milloy 1.0; Patriots 36.0, Opponents 40.0.

FIELD GOALS	1-19	20-29	30-39	40-49	50+
Vinatieri	3/3	8/8	9/14	9/12	2/2
<b>Patriots</b>	<b>3/3</b>	<b>8/8</b>	<b>9/14</b>	<b>9/12</b>	<b>2/2</b>
<b>Opponents</b>	<b>0/0</b>	<b>9/9</b>	<b>8/11</b>	<b>8/10</b>	<b>2/2</b>

**Vinatieri:** (39N, 37B) (19G,23G,52G, 42N) (43G,41G) (34G,49G,27G) (32G, 38G,27G,20G) ( ) (45N,41G,30G,36G) ( ) (40G) (39N,38G,39N) (25G,44G,45G, 24G) (44G,47N) (21G,29G,35G) (37G, 41G,55G,17G) (32N,35G) (19G).

**Opponents:** (53G,42G) ( ) (34G,26G, 45G) (21G,37G) (33G) (38B,23G) (48G, 38G,25G, 43G) (50G) (47B,40G,32G) (31G,20G,40N) (21G) (35N,34G,26G, 22G) (49G, 26G, 43G) (48G) (31N) (36G).

**Starters:** Offense: WR Shawn Jefferson (16); LT Bruce Armstrong (16); LG Max Lane (9), Damon Denson (4), Heath Irwin (3); C Dave Wohlabaugh (16); RG Todd Rucci (16); RT Zefross Moss (14), M. Lane (2); TE Ben Coates (14), Lovett Purnell (2); WR Terry Glenn (9), Tony Simmons (6), Vincent Brisby (1); QB Drew Bledsoe (14), Scott Zolak (2); RB Robert Edwards (15), Harold Shaw (1); FB Tony Carter (7), Chris Floyd (2); 3rd TE Rod Rutledge (4), L. Purnell (3).

**Defense:** DE Ferric Collons (13), Chris Sullivan (3); NT Chad Eaton (14), Mark Wheeler (1), Henry Thomas (1); DT H. Thomas (14), C. Sullivan (1), M. Wheeler (1); Elephant Willie McGinest (8), C. Sullivan (6), Brandon Mitchell (1), Greg Spires (1); SLB Chris Slade (15), Vernon Crawford (1); MLB Ted Johnson (13), Marty Moore (2), Todd Collins (1); WLB T. Collins (9), Tedy Bruschi (7); LCB Ty Law (16); RCB Chris Canty (9), Steve Israel (7); SS Lawyer Milloy (16); FS Willie Clay (16).

**1998 Coaching Staff:** Paul Boudreau, Offensive Line, Jeff Davidson, Asst. Offensive Line, Ray Hamilton, Defensive Line, Ron Lynn, Defensive Backs, Johnny Parker, Strength/Conditioning, Bo Pellini, Linebackers, Jack Reilly, Quarterbacks, Dante Scarnecchia, Special Teams, Steve Sidwell, Defensive Coordinator, Carl Smith, Tight Ends, DeWayne Walker, Defensive Assistant - Secondary, Steve Walters, Wide Receivers, Kirby Wilson, Running Backs, Ernie Zampese, Offensive Coordinator.

**Pro Bowl (3):** TE Ben Coates (5), CB Ty Law (1), SS Lawyer Milloy (1).

PASSING	ATT	CMP	YARDS	CMP%	YDS/ATT	TD	TD%	INT	INT%	LG	SK/YDS	RATING
Bledsoe	481	263	3633	54.7	7.55	20	4.2	14	2.9	86	36/295	80.9
Zolak	75	32	371	42.7	4.95	3	4.0	3	4.0	61	4/49	54.9
<b>Patriots</b>	<b>556</b>	<b>295</b>	<b>4004</b>	<b>53.1</b>	<b>7.20</b>	<b>23</b>	<b>4.1</b>	<b>17</b>	<b>3.1</b>	<b>86</b>	<b>40/344</b>	<b>77.4</b>
<b>Opponents</b>	<b>570</b>	<b>336</b>	<b>3857</b>	<b>58.9</b>	<b>6.77</b>	<b>26</b>	<b>4.6</b>	<b>24</b>	<b>4.2</b>	<b>84</b>	<b>36/222</b>	<b>77.1</b>

# 1999 FINAL STATISTICS (8-8)

Head Coach: Pete Carroll • Tied for Fourth in AFC East • Home Stadium: Foxboro Stadium

DATE	W/L	SCORE	OPPONENT	ATTENDANCE
9/12	W	30-28	at N.Y. Jets	78,227
9/19	W	31-28	Indianapolis	59,640
9/26	W	16-14	N.Y. Giants	59,169
10/3	W	19-7	at Cleveland	72,368
10/10	L	14-16	at Kansas City	78,636
10/17	L	30-31	Miami	60,006
10/24	W	24-23	Denver	60,011
10/31	W	27-3	at Arizona	55,830
11/07			BYE WEEK	
11/15	L	17-24	N.Y. Jets	59,077
11/21	L	17-27	at Miami	74,295
11/28	L	7-17	at Buffalo	72,111
12/05	W	13-6	Dallas	58,444
12/12	L	15-20	at Indianapolis	56,975
12/19	L	9-24	at Philadelphia	65,475
12/26	L	10-13	Buffalo OT	55,014
1/02	W	20-3	Baltimore	50,263

## Team Statistics

	PATS	OPP
<b>TOTAL FIRST DOWNS</b>	<b>280</b>	<b>281</b>
Rushing	72	106
Passing	184	154
Penalty	24	21
3rd Down: Made/Att	79/223	81/231
3rd Down Pct.	35.4	35.1
4th Down: Made/Att	4/13	5/18
4th Down Pct.	30.8	27.8
<b>POSSESSION AVG.</b>	<b>28:49</b>	<b>31:11</b>
<b>TOTAL NET YARDS</b>	<b>5062</b>	<b>4808</b>
Avg. Per Game	316.4	300.5
Total Plays	1021	1048
Avg. Per Play	5.0	4.6
<b>NET YARDS RUSHING</b>	<b>1426</b>	<b>1795</b>
Avg. Per Game	89.1	112.2
Total Rushes	425	486
<b>NET YARDS PASSING</b>	<b>3636</b>	<b>3013</b>
Avg. Per Game	227.3	188.3
Sacked/Yards Lost	56/349	42/268
Gross Yards	3985	3281
Att./Completions	540/305	520/293
Completion Pct.	56.5	56.3
Had Intercepted	21	16
<b>PUNTS/AVERAGE</b>	<b>90/41.5</b>	<b>95/41.2</b>
<b>NET PUNTING AVG.</b>	<b>90/34.6</b>	<b>95/33.7</b>
<b>PENALTIES/YARDS</b>	<b>95/812</b>	<b>102/775</b>
<b>FUMBLES/BALL LOST</b>	<b>27/12</b>	<b>29/15</b>
Rushing	9	6
Passing	19	23
Returns	4	1

Score by Periods	1	2	3	4	OT	Total
Patriots	61	84	67	87	0	299
Opponents	70	101	56	54	3	284

SCORING	TD	Ru	Pa	Rt	PAT	FG	S	TP
Vinatieri	0	0	0	0	29/30	26/33	0	107
Allen	9	8	1	0	0	0	54	0
Jefferson	6	0	6	0	0	0	36	0
Glenn	4	0	4	0	0	0	24	0
Coates	2	0	2	0	0	0	12	0
Faulk	2	1	1	0	0	0	12	0
Simmons	2	0	2	0	0	0	12	0
Bartrum	1	0	1	0	0	0	6	0
Brown	1	0	1	0	0	0	6	0
Eaton	1	0	0	1	0	0	6	0
Katzenmoyer	1	0	0	1	0	0	6	0
Law	1	0	0	1	0	0	6	0
McGinest	1	0	0	1	0	0	6	0
Warren	1	0	1	0	0	0	6	0
Patriots	32	9	19	4	29/30	26/33	0	299
Opponents	30	6	23	1	27/27	25/30	1	284

2-Pt. Conversions: Team 0-2, Opponents 0-3

RUSHING	NO	YDS	AVG	LG	TD
Allen	254	896	3.5	39	8
Faulk	67	227	3.4	43	1
Warren	35	120	3.4	18	0
Bledsoe	42	101	2.4	25	0
T. Carter	6	26	4.3	9	0
Shaw	9	23	2.6	12	0
L. Johnson	2	13	6.5	13	0
Floyd	6	12	2.0	6	0
Ellison	2	10	5.0	8	0
C. Carter	0	0	---	---	0
Friesz	2	-2	-1.0	-1	0
<b>Patriots</b>	<b>425</b>	<b>1426</b>	<b>3.4</b>	<b>43</b>	<b>9</b>
<b>Opponents</b>	<b>486</b>	<b>1795</b>	<b>3.7</b>	<b>60</b>	<b>6</b>

RECEIVING	NO	YDS	AVG	LG	TD
Glenn	69	1147	16.6	67	6
Jefferson	40	698	17.5	68	4
Brown	36	471	13.1	37	1
Coates	32	370	11.6	27	2
Warren	29	262	9.0	21	1
T. Carter	20	108	5.4	20	0
Simmons	19	276	14.5	58	2
Brisby	18	266	14.8	40	0
Allen	14	125	8.9	38	1
Faulk	12	98	8.2	19	1
Rutledge	7	66	9.4	13	0
Ellison	4	50	12.5	23	0
Shaw	2	31	15.5	29	0
Floyd	2	16	8.0	11	0
Bartrum	1	1	1.0	1	0
<b>Patriots</b>	<b>305</b>	<b>3985</b>	<b>13.1</b>	<b>68</b>	<b>19</b>
<b>Opponents</b>	<b>293</b>	<b>3281</b>	<b>11.2</b>	<b>69</b>	<b>23</b>

INTERCEPTIONS	NO	YDS	AVG	LG	TD
Milloy	4	17	4.3	17	0
Servanga	3	2	0.7	2	0
C. Carter	3	13	4.3	8	0
Law	2	20	10.0	27	1
Katzenmoyer	1	57	57.0	57	1
Bruschi	1	1	1.0	1	0
Israel	1	0	0.0	0	0
Slade	1	0	0.0	0	0
<b>Patriots</b>	<b>16</b>	<b>110</b>	<b>6.9</b>	<b>57</b>	<b>2</b>
<b>Opponents</b>	<b>21</b>	<b>299</b>	<b>14.2</b>	<b>84</b>	<b>1</b>

PUNTING	NO	YDS	AVG	NET TB	IN20	LG	BLK	
L. Johnson	90	3735	41.5	34.6	14	23	58	0
<b>Patriots</b>	<b>90</b>	<b>3735</b>	<b>41.5</b>	<b>34.6</b>	<b>14</b>	<b>23</b>	<b>58</b>	<b>0</b>

PUNT RETURNS	NO	FC	YDS	AVG	LG	TD
Brown	38	13	405	10.7	52	0
Faulk	10	4	90	9.0	20	0
<b>Patriots</b>	<b>48</b>	<b>17</b>	<b>495</b>	<b>10.3</b>	<b>52</b>	<b>0</b>
<b>Opponents</b>	<b>36</b>	<b>20</b>	<b>345</b>	<b>9.6</b>	<b>45</b>	<b>0</b>

KICK RETURNS	NO	YDS	AVG	LG	TD
Faulk	39	943	24.2	95	0
Brown	8	271	33.9	54	0
Simmons	6	132	22.0	29	0
Jones	5	113	22.6	28	0
Warren	2	25	12.5	16	0
Ellison	1	13	13.0	13	0
Sullivan	1	1	1.0	1	0
<b>Patriots</b>	<b>62</b>	<b>1498</b>	<b>24.2</b>	<b>95</b>	<b>0</b>
<b>Opponents</b>	<b>64</b>	<b>1441</b>	<b>22.5</b>	<b>58</b>	<b>0</b>

**Sacks:** McGinest 9.0, Slade 4.5, Katzenmoyer 3.5, Eaton 3.0, Mitchell 3.0, Thomas 3.0, Whigham 3.0, Bruschi 2.0, Collons 2.0, T. Johnson 2.0, Milloy 2.0, C. Carter 1.0, Israel 1.0, Servanga 1.0, Sullivan 1.0, Law 0.5, Spires 0.5, Team 42.0, Opponents 56.0

FIELD GOALS	1-19	20-29	30-39	40-49	50+
Vinatieri	1/1	14/14	5/7	5/9	1/2
<b>Patriots</b>	<b>1/1</b>	<b>14/14</b>	<b>5/7</b>	<b>5/9</b>	<b>1/2</b>
<b>Opponents</b>	<b>2/2</b>	<b>11/11</b>	<b>5/6</b>	<b>6/8</b>	<b>1/3</b>

**Vinatieri:** (33G, 21G, 23G) (26G) (38G, 19G, 41G) (22G, 21G, 42N) (48N, 32N) (41G, 39G, 34G) (28G) (1) (22G) (27G) (1) (41G, 23G) (28G, 28G, 26G) (23G, 43G, 56N, 46G) (44N, 38G, 33N, 44N) (25G, 51G)

**Opponents:** (1) (1) (41N) (38N) (22G, 41G, 23G) (20G, 33G, 45G, 45G, 41G, 53G) (40G, 28G, 30G, 59N) (24G) (26G) (19G, 23G) (28G) (20G, 43N, 34G) (28G, 31G) (43G, 51N) (39G, 23G) (19G)

**Starters: Offense:** WR Shawn Jefferson (16); LT Bruce Armstrong (16); LG Heath Irwin (13), Max Lane (3); C Damien Woody (16); RG Todd Rucci (14); M. Lane (2); RT Zeros Moss (13), M. Lane (2), Ed Ellis (1); TE Ben Coates (15), Rod Rutledge (1); WR Terry Glenn (13), Vincent Brisby (1), Troy Brown (1) Tony Simmons (1), QB Drew Bledsoe (16); RB Terry Allen (13), Kevin Faulk (2), Lamont Warren (1); FB Tony Carter (14); 3rd TE R. Rutledge (1); 2nd RB L. Warren (1).

**Defense:** DE Brandon Mitchell (16); NT Chad Eaton (16); DT Henry Thomas (16); Elephant Willie McGinest (16); SLB Chris Slade (16); MLB Andy Katzenmoyer (11), Ted Johnson (5); WLB Tedy Bruschi (14), Marty Moore (2); LCB Ty Law (13), Kato Servanga (3); RCB Steve Israel (13), Tebucky Jones (2), Terry Billups (1); SS Lawyer Milloy (16); FS Chris Carter (15), Tony George (1).

**1999 Coaching Staff:** Jeff Davidson, Asst. Offensive Line, Ivan Fears, Wide Receivers, Ray Hamilton, Defensive Line, Ron Lynn, Defensive Backs, Johnny Parker, Strength/Conditioning, Bo Pelini, Linebackers, Jack Reilly, Quarterbacks, Dante Scarnecchia, Offensive Line, Brad Seely, Special Teams, Steve Sidwell, Defensive Coordinator, Carl Smith, Tight Ends, DeWayne Walker, Defensive Assistant - Secondary, Kirby Wilson, Running Backs, Ernie Zampese, Offensive Coordinator.

**Pro Bowl (2):** WR Terry Glenn (1), SS Lawyer Milloy (2).

PASSING	ATT	CMP	YARDS	CMP%	YDS/ATT	TD	TD%	INT	INT%	LG	SK/YDS	RATING
Bledsoe	539	305	3985	56.6	7.39	19	3.5	21	3.9	68	55/342	75.6
Brown	1	0	0	0.0	0.00	0	0.0	0	0.0	0	0/0	39.6
Warren	0	0	0	---	---	0	---	0	---	---	1/7	---
<b>Patriots</b>	<b>540</b>	<b>305</b>	<b>3985</b>	<b>56.5</b>	<b>7.38</b>	<b>19</b>	<b>3.5</b>	<b>21</b>	<b>3.9</b>	<b>68</b>	<b>56/349</b>	<b>75.4</b>
<b>Opponents</b>	<b>520</b>	<b>293</b>	<b>3281</b>	<b>56.3</b>	<b>6.31</b>	<b>23</b>	<b>4.4</b>	<b>16</b>	<b>3.1</b>	<b>69</b>	<b>42/268</b>	<b>77.3</b>

# 2000 FINAL STATISTICS (5-11)

Head Coach: Bill Belichick • Fifth in AFC East • Home Stadium: Foxboro Stadium

DATE	W/L	SCORE	OPPONENT	ATTENDANCE
9/03	L	16-21	Tampa Bay	60,292
9/11	L	19-20	at N.Y. Jets	77,687
9/17	L	13-21	Minnesota	60,292
9/24	L	3-10	Miami	73,344
10/01	W	28-19	Denver	75,684
10/08	W	24-16	Indianapolis	60,292
10/15	L	17-34	N.Y. Jets	60,292
10/22	L	23-30	at Indianapolis	56,828
10/29			BYE WEEK	
11/05	L	13-16	Buffalo	60,292
11/12	L	11-19	at Cleveland	72,618
11/19	W	16-13	Cincinnati	60,292
11/23	L	9-34	Detroit	77,923
12/04	W	30-24	Kansas City	60,292
12/10	L	17-24	at Chicago	66,944
12/17	W	13-10	at Buffalo OT	47,230
12/24	L	24-27	Miami	60,292

## Team Statistics

	PATS	OPP
<b>TOTAL FIRST DOWNS</b>	<b>283</b>	<b>326</b>
Rushing	80	108
Passing	172	184
Penalty	31	34
3rd Down: Made/Att	82/234	103/237
3rd Down Pct.	35.0	43.5
4th Down: Made/Att	13/26	9/10
4th Down Pct.	50.0	90.0
<b>POSSESSION AVG.</b>	<b>28:56</b>	<b>31:04</b>
<b>TOTAL NET YARDS</b>	<b>4571</b>	<b>5353</b>
Avg. Per Game	285.7	334.6
Total Plays	1037	1068
Avg. Per Play	4.4	5.0
<b>NET YARDS RUSHING</b>	<b>1390</b>	<b>1831</b>
Avg. Per Game	86.9	114.4
Total Rushes	424	495
<b>NET YARDS PASSING</b>	<b>3181</b>	<b>3522</b>
Avg. Per Game	198.8	220.1
Sacked/Yards Lost	48/280	29/172
Gross Yards	3461	3694
Att./Completions	565/328	544/321
Completion Pct.	58.1	59.0
Had Intercepted	15	10
<b>PUNTS/AVERAGE</b>	<b>90/42.2</b>	<b>87/40.4</b>
<b>NET PUNTING AVG.</b>	<b>90/36.8</b>	<b>87/31.9</b>
<b>PENALTIES/YARDS</b>	<b>99/815</b>	<b>95/897</b>
<b>FUMBLES/BALL LOST</b>	<b>23/10</b>	<b>27/13</b>
<b>TOUCHDOWNS</b>	<b>28</b>	<b>38</b>
Rushing	9	12
Passing	18	23
Returns	1	3

Score by Periods	1	2	3	4	OT	Total
Patriots	76	86	30	81	3	276
Opponents	53	122	52	108	3	338

SCORING	TD	Ru	Pa	INT	PAT	FG	S	TP
Vinatieri	0	0	0	0	25/25	27/33	0	106
Glenn	6	0	0	0			0	36
Faulk	5	4	1	0			0	32
Brown	5	0	4	1			0	30
Redmond	3	1	2	0			0	18
Bjornson	2	0	2	0			0	12
Bledsoe	2	2	0	0			0	12
Carter	2	2	0	0			0	12
Wiggins	1	0	1	0			0	6
Rutledge	1	0	1	0			0	6
Simmons	1	0	1	0			0	6
<b>Patriots</b>	<b>28</b>	<b>9</b>	<b>18</b>	<b>1</b>	<b>25/25</b>	<b>27/33</b>	<b>0</b>	<b>276</b>
<b>Opponents</b>	<b>38</b>	<b>12</b>	<b>23</b>	<b>3</b>	<b>34/34</b>	<b>24/32</b>	<b>1</b>	<b>338</b>

2-PT. Conversions: Patriots 1-3 (Faulk), Opponents 1-4

PASSING	ATT	CMP	YARDS	CMP%	YDS/ATT	TD%	INT	LG	SK/YDS	RATING
Bledsoe	531	312	3291	58.8	6.20	17	3.2	13	2.4	59
Friesz	21	11	66	52.4	3.14	0	0.0	1	4.8	17
Bishop	9	3	80	33.3	8.89	1	11.1	1	11.1	44
Brady	3	1	6	33.3	2.00	0	0.0	0	0.0	6
L. Johnson	1	1	18	100.0	18.00	0	0.0	0	0.0	18
<b>Patriots</b>	<b>565</b>	<b>328</b>	<b>3461</b>	<b>58.1</b>	<b>6.13</b>	<b>18</b>	<b>3.2</b>	<b>15</b>	<b>2.7</b>	<b>59</b>
<b>Opponents</b>	<b>544</b>	<b>321</b>	<b>3694</b>	<b>59.0</b>	<b>6.79</b>	<b>23</b>	<b>4.2</b>	<b>10</b>	<b>1.8</b>	<b>81</b>

RUSHING	NO	YDS	AVG	LG	TD
Faulk	164	570	3.5	18	4
Redmond	125	406	3.2	20	1
Bledsoe	47	158	3.4	16	2
Carter	37	90	2.4	9	2
Pass	18	58	3.2	11	0
Brown	6	46	7.7	35	0
Glenn	4	39	9.8	35	0
Shaw	9	12	1.3	5	0
Bishop	7	-1	-1.1	2	0
R. Harris	3	14	4.7	7	0
Floyd	2	-1	-5.0	0	0
L. Johnson	2	-1	-5.0	0	0

<b>Patriots</b>	<b>424</b>	<b>1390</b>	<b>3.3</b>	<b>35</b>	<b>9</b>
<b>Opponents</b>	<b>495</b>	<b>1831</b>	<b>3.7</b>	<b>32</b>	<b>12</b>

RECEIVING	No	Yds	Avg	Lg	TD
Brown	83	944	11.4	44	4
Glenn	79	963	12.2	39	6
Faulk	51	465	9.1	52	1
Bjornson	20	152	7.6	19	2
Redmond	20	126	6.3	20	2
Wiggins	16	203	12.7	59	1
Rutledge	15	103	6.9	16	1
Simmons	14	231	16.5	46	1
Carter	9	73	8.1	21	0
Calloway	5	95	19.0	28	0
Jackson	5	44	8.8	13	0
Pass	4	17	4.3	15	0
S. Davis	2	12	6.0	9	0
Shaw	2	11	5.5	8	0
R. Harris	2	1	0.5	2	0
Floyd	1	21	21.0	21	0
<b>Patriots</b>	<b>328</b>	<b>3461</b>	<b>10.6</b>	<b>59</b>	<b>18</b>
<b>Opponents</b>	<b>321</b>	<b>3694</b>	<b>11.5</b>	<b>81</b>	<b>23</b>

INTERCEPTIONS	NO	YDS	AVG	LG	TD
Law	2	32	16.0	32	0
Jones	2	20	10.0	20	0
Milloy	2	2	1.0	2	0
Smith	1	56	56.0	56	0
Langham	1	24	24.0	24	0
Thomas	1	16	16.0	16	0
A. Harris	1	11	11.0	11	0
<b>Patriots</b>	<b>10</b>	<b>161</b>	<b>16.1</b>	<b>56</b>	<b>0</b>
<b>Opponents</b>	<b>15</b>	<b>208</b>	<b>13.9</b>	<b>101</b>	<b>2</b>

PUNTING	NO	YDS	AVG	NET BT	IN20	LG	BLK
L. Johnson	89	3798	42.7	36.8	5	31	62
<b>Patriots</b>	<b>90</b>	<b>3798</b>	<b>42.2</b>	<b>36.8</b>	<b>5</b>	<b>31</b>	<b>62</b>
<b>Opponents</b>	<b>87</b>	<b>3513</b>	<b>40.4</b>	<b>31.9</b>	<b>9</b>	<b>23</b>	<b>62</b>

PUNT RETURNS	NO	FC	YDS	AVG	LG	TD
Brown	39	19	504	12.9	66	1
Faulk	6	3	58	9.7	35	0
<b>Patriots</b>	<b>45</b>	<b>22</b>	<b>562</b>	<b>12.5</b>	<b>66</b>	<b>1</b>
<b>Opponents</b>	<b>43</b>	<b>21</b>	<b>384</b>	<b>8.9</b>	<b>56</b>	<b>0</b>

**Sacks:** McGinest 6.0, Spires 6.0, Thomas 4.5, Slade 4.0, Eaton 2.5, Serwanga 2.0, Hamilton 1.5, Bruschi 1.0, A. Harris 1.0, T. Johnson 0.5, **Patriots 29.0, Opponents 48.0**

KICK RETURNS	NO	YDS	AVG	LG	TD
Faulk	38	816	21.5	40	0
Jackson	13	323	24.8	47	0
Simmons	4	82	20.5	39	0
Brown	2	15	7.5	9	0
Bruschi	2	13	6.5	7	0
S. Davis	2	45	22.5	32	0
Carter	1	16	16.0	16	0
Hamilton	1	0	0.0	0	0
Redmond	1	25	25.0	25	0
<b>Patriots</b>	<b>64</b>	<b>1335</b>	<b>20.9</b>	<b>47</b>	<b>0</b>
<b>Opponents</b>	<b>62</b>	<b>1350</b>	<b>21.8</b>	<b>87</b>	<b>1</b>

FIELD GOALS	1-9	20-29	30-39	40-49	50+
Vinatieri	0/0	11/13	8/9	7/8	1/3
<b>Patriots</b>	<b>0/0</b>	<b>11/13</b>	<b>8/9</b>	<b>7/8</b>	<b>1/3</b>
<b>Opponents</b>	<b>1/1</b>	<b>5/7</b>	<b>11/13</b>	<b>7/11</b>	<b>0/0</b>

**Vinatieri:** (30G, 55N) (32G, 35G, 30G, 33G, 29N) (44N) (40G, 53N) (21G) (23G) (27G, 26G, 28G) (48G, 43G) (38G) (38G, 21G, 22G) (24G, 47G, 43G) (48G, 53G, 37N, 27G) (40G) (22G, 27N, 24G) (33G)

**Opponents:** (1) (1) (43G) (20G, 43N) (33G, 33G, 34G) (38G, 40N, 27G) (36G) (19G, 48G, 32G) (39G, 43G, 35G, 35G) (28G, 30N, 45G) (31G, 36G) (42G) (24G, 47N) (25G, 23B, 30B) (47G, 47N, 28N, 49G)

**Starters: Offense:** WR Troy Brown (15); LT Bruce Armstrong (16); LG Joe Andruzzi (11), Adrian Klemm (3), Derrick Fletcher (2); C Damien Woody (16); RG Sale Isala (14), M. Lane (2); RT Grant Williams (8), Greg Robinson-Randall (4), M. Lane (3), A. Klemm (1); TE Rod Rutledge (10), Eric Bjornson (6); WR Terry Glenn (11); QB Drew Bledsoe (16); RB Kevin Faulk (9), J.R. Redmond (5), Patrick Pass (2); FB Tony Carter (6); 2nd TE Jermaine Wiggins (2), R. Rutledge (1), Chris Eitzmann (1); 3rd WR Chris Calloway (2) Curtis Jackson (2), Tony Simmons (2), Shockmain Davis (1).

**Defense:** DE/OLB Willie McGinest (14), Brandon Mitchell (1), Greg Spires (1); DE B. Mitchell (8), Garrett Johnson (2), Chad Eaton (1), G. Spires (1), Henry Thomas (1); NT C. Eaton (12), H. Thomas (4); RDE Bobby Hamilton (16), SLB Chris Slade (15); ILB Ted Johnson (11), Rob Holmberg (4), Andy Katzenmoyer (1); WLB Tedy Bruschi (16); 4th LB A. Katzenmoyer (2), R. Holmberg (1); LCB Ty Law (15), Antonio Langham (1); RCB Otis Smith (12), A. Langham (4); SS Lawyer Milloy (16), FS Tebucky Jones (9), Larry Whigham (4), O. Smith (2), A. Langham (1); 5th DB A. Langham (1).

**2000 Coaching Staff:** Ned Burke, Coaching Assistant; Brian Daboll, Coaching Assistant; Jeff Davidson, Assistant Offensive Line; Ivan Fears, Wide Receivers; Mark Jackson, coaching assistant; Pepper Johnson, Assistant Linebackers; Eric Mangini, Defensive Backs; Randy Melvin, Defensive Line; Markus Paul, Assistant Strength and Conditioning; Dick Rehbein, Quarterbacks; Rob Ryan, Linebackers; Dante Scarnecchia, Assistant Head Coach/Offensive Line; Brad Seely, Special Teams; DeWayne Walker, Defensive Assistant; Charlie Weis, Offensive Coordinator/Running Backs; Mike Woicik, Strength and Conditioning.

Pro Bowl (0)

# 2001 FINAL STATISTICS (11-5)

Head Coach: Bill Belichick • AFC East Division Champions • Home Stadium: Foxboro Stadium

DATE	W/L	SCORE	OPPONENT	ATTENDANCE
9/09	L	17-23	at Cincinnati	51,521
9/23	L	3-10	N.Y. Jets	60,292
9/30	W	44-13	Indianapolis	60,292
10/07	L	10-30	at Miami	73,024
10/14	W	29-26	San Diego OT	60,292
10/21	W	38-17	at Indianapolis	56,022
10/28	L	20-31	Denver	74,750
11/04	W	24-10	at Atlanta	45,572
11/11	W	21-11	Buffalo	60,292
11/18	L	17-24	St. Louis	60,292
11/25	W	34-17	New Orleans	60,292
12/02	W	17-16	at N.Y. Jets	78,712
12/09	W	27-16	Cleveland	60,292
12/16	W	12-9	Buffalo OT	45,527
12/22	W	20-13	Miami	60,292

1/06 W 36-6 at Carolina BYE WEEK 71,907

## AFC PLAYOFFS

1/19 W 16-13 Oakland OT 60,292

1/27 W 24-17 at Pittsburgh 64,704

## SUPER BOWL XXXVI (at New Orleans, La.)

2/03 W 20-17 St. Louis 72,922

Team Statistics

	PATS	OPP
<b>TOTAL FIRST DOWNS</b>	<b>292</b>	<b>303</b>
Rushing	101	99
Passing	163	171
Penalty	28	33
3rd Down: Made/Att	91/221	80/215
3rd Down Pct.	41.2	37.2
4th Down: Made/Att	7/17	5/15
4th Down Pct.	41.2	33.3
<b>POSSESSION AVG.</b>	<b>30:48</b>	<b>29:12</b>
<b>TOTAL NET YARDS</b>	<b>4882</b>	<b>5352</b>
Avg. Per Game	305.1	334.5
Total Plays	1001	1016
Avg. Per Play	4.9	5.3
<b>NET YARDS RUSHING</b>	<b>1793</b>	<b>1855</b>
Avg. Per Game	112.1	115.9
Total Rushes	473	429
<b>NET YARDS PASSING</b>	<b>3089</b>	<b>3497</b>
Avg. Per Game	193.1	218.6
Sacked/Yards Lost	46/327	41/234
Good Yards	3326	3731
Att./Completions	482/306	546/299
Completion Pct.	63.5	54.8
Had Intercepted	15	22
<b>PUNTS/AVERAGE</b>	<b>74/41.1</b>	<b>73/39.5</b>
<b>NET PUNTING AVG.</b>	<b>74/38.1</b>	<b>73/31.6</b>
<b>PENALTIES/YARDS</b>	<b>92/802</b>	<b>93/839</b>
<b>FUMBLES/BALL LOST</b>	<b>29/13</b>	<b>23/13</b>
<b>TOUCHDOWNS</b>	<b>43</b>	<b>26</b>
Rushing	15	7
Passing	21	15
Returns	7	4

Score by Periods	1	2	3	4	OT	Total
Patriots	74	133	58	100	6	371
Opponents	54	51	94	73	0	272

SCORING	TD	R	Pa	Ri	PAT	FG	S	TP
Vinatieri	0	0	0	0	41/42	24/30	0	113
A. Smith	13	12	0	0	0	0	0	78
Brown	7	0	5	2	0	0	0	42
Patten	5	1	4	0	0	0	0	30
Wiggins	4	0	4	0	0	0	0	24
M. Edwards	3	1	2	0	0	0	0	18
Faulk	3	1	2	0	0	0	0	18
Law	2	0	0	2	0	0	0	12
O. Smith	2	0	0	2	0	0	0	12
Buckley	1	0	0	1	0	0	0	6
Glenn	1	0	1	0	0	0	0	6
C. Johnson	1	0	1	0	0	0	0	6
L. Hass	1	0	1	0	0	0	0	6
Patriots	43	15	21	7	41/42	24/30	0	371
Opponents	26	7	15	4	22/22	30/41	0	272

2-Pt. Conversions: Patriots 0-1, Opponents 2-4

PASSING	ATT	CMP	YARDS	CMP%	YDS/ATT	TD	TD%	INT	INT%	LG	SK/YDS	RATING
Brady	413	264	2843	63.9	6.88	18	4.4	12	2.9	91t	41/216	86.5
Bledsoe	66	40	400	60.6	6.06	2	3.0	2	3.0	58	5/21	75.3
Patten	2	1	60	50.0	30.00	1	50.0	1	50.0	60t	0/0	95.8
Faulk	1	1	23	100.0	23.00	0	0.0	0	0.0	23	0/0	118.8
Patriots	482	306	3326	63.5	6.90	21	4.4	15	3.1	91t	46/237	85.3
Opponents	546	299	3731	54.8	6.83	15	2.7	22	4.0	68	41/234	68.6

RUSHING	NO	YDS	AVG	LG	TD
A. Smith	287	1157	4.0	44	12
Faulk	41	169	4.1	24	1
M. Edwards	51	141	2.8	14	0
Redmond	35	119	3.4	16	0
Brown	11	91	8.3	31	0
Patten	5	67	13.4	29t	1
Brady	36	43	1.2	12	0
Bledsoe	5	18	3.6	8	0
Pass	1	7	7.0	7	0
L. Johnson	1	-19	-19.0	-19	0
<b>Patriots</b>	<b>473</b>	<b>1793</b>	<b>3.8</b>	<b>44</b>	<b>15</b>
<b>Opponents</b>	<b>429</b>	<b>1855</b>	<b>4.3</b>	<b>58</b>	<b>7</b>

RECEIVING	NO	YDS	AVG	LG	TD
Brown	101	1199	11.9	60t	5
Patten	51	749	14.7	91t	4
Faulk	30	189	6.3	28	2
M. Edwards	25	166	6.6	17	2
A. Smith	19	192	10.1	41t	1
Glenn	14	204	14.6	23	1
Wiggins	14	133	9.5	31	4
C. Johnson	14	111	7.9	24t	1
Redmond	13	132	10.2	17	0
Pass	6	66	11.0	23t	1
Rutledge	5	35	7.0	9	0
Small	4	29	7.3	11	0
Emanuel	4	25	6.3	16	0
Coleman	2	50	25.0	46	0
Jackson	2	16	8.0	12	0
Brady	1	23	23.0	23	0
Cox	1	7	7.0	7	0
<b>Patriots</b>	<b>306</b>	<b>3326</b>	<b>10.9</b>	<b>91t</b>	<b>21</b>
<b>Opponents</b>	<b>299</b>	<b>3731</b>	<b>12.5</b>	<b>68</b>	<b>15</b>

INTERCEPTIONS	NO	YDS	AVG	LG	TD
O. Smith	5	181	36.2	78t	2
Law	3	91	30.3	46t	2
Buckley	3	76	25.3	52t	1
Vrabel	2	27	13.5	15	0
Milloy	2	21	10.5	21	0
Bruschi	2	7	3.5	4	0
Pleasant	2	0	0.0	0	0
Phifer	1	14	14.0	14	0
Stevens	1	9	9.0	9	0
T. Jones	1	-4	-4.0	-4	0
<b>Patriots</b>	<b>22</b>	<b>422</b>	<b>19.2</b>	<b>78t</b>	<b>5</b>
<b>Opponents</b>	<b>15</b>	<b>273</b>	<b>18.2</b>	<b>49t</b>	<b>2</b>

PUNTING	NO	YDS	AVG	NET TB	IN20	LG	BLK
Walter	49	1964	40.1	38t	2	54	0
L. Johnson	24	1045	43.5	38.3	3	76	0
Vinatieri	1	33	33.0	33.0	0	1	33
<b>Patriots</b>	<b>74</b>	<b>3042</b>	<b>41.1</b>	<b>38.1</b>	<b>5</b>	<b>28</b>	<b>76</b>
<b>Opponents</b>	<b>73</b>	<b>2885</b>	<b>39.5</b>	<b>31.6</b>	<b>7</b>	<b>18</b>	<b>61</b>

PUNT RETURNS	NO	FC	YDS	AVG	LG	TD
Brown	29	15	413	14.2	85t	2
Faulk	4	0	27	6.8	10	0
<b>Patriots</b>	<b>33</b>	<b>15</b>	<b>440</b>	<b>13.3</b>	<b>85t</b>	<b>2</b>
<b>Opponents</b>	<b>26</b>	<b>17</b>	<b>124</b>	<b>4.8</b>	<b>26</b>	<b>0</b>

**Sacks:** Hamilton 7.0, McGinest 6.0, Pleasant 6.0, Milloy 3.0, Seymour 3.0, Vrabel 3.0, Bruschi 2.0, Phifer 2.0, O. Smith 2.0, Buckley 1.0, T. Jones 1.0, Law 1.0, Mitchell 1.0, Parker 1.0, **Patriots 41.0, Opponents 46.0**

KICK RETURNS	NO	YDS	AVG	LG	TD
Faulk	33	662	20.1	42	0
Pass	10	222	22.2	33	0
Kelly	7	123	17.6	28	0
Jackson	2	30	15.0	19	0
Patten	2	44	22.0	24	0
Redmond	2	57	28.5	30	0
Brown	1	13	13.0	13	0
Bruschi	1	10	10.0	10	0
M. Edwards	1	23	23.0	23	0
<b>Patriots</b>	<b>59</b>	<b>1184</b>	<b>20.1</b>	<b>42</b>	<b>0</b>
<b>Opponents</b>	<b>75</b>	<b>1658</b>	<b>22.1</b>	<b>64</b>	<b>0</b>

FIELD GOALS	1-9	10-19	20-29	30-39	40-49	50+
Vinatieri	1/1	8/8	7/8	7/12	1/1	
<b>Patriots</b>	<b>1/1</b>	<b>8/8</b>	<b>7/8</b>	<b>7/12</b>	<b>1/1</b>	
<b>Opponents</b>	<b>2/2</b>	<b>11/12</b>	<b>8/9</b>	<b>7/14</b>	<b>2/4</b>	

**Vinatieri:** (39G) (24G) (47G, 48G, 35G) (37G) (26G, 44N, 23G, 44G) (43G) (24G, 44G) (48G) (43N, 45N) (33G) (46N) (28G) (54G, 38G, 39N, 48N) (40G, 32G, 25G, 23G) (32G, 23G) (19G)

**Opponents:** (36G, 47G, 33G) (26G) (19G, 34G, 27G) (21G, 36N, 27G, 59N) (46B, 42G, 25B, 42G, 24G) (50G) (58N, 49N, 20G) (24G, 49N) (42N, 35G) (48N, 43B, 31G) (19G, 40G, 50G) (27G, 39G, 22G) (43N, 41G, 25G, 41G) (36G, 36G) (29G, 40G)

**Starters: Offense:** WR Troy Brown (13), Charles Johnson (1), David Patten (1); LT Matt Light (12), Grant Williams (4); LG Mike Compton (15), Damien Woody (1); C D. Woody (14), M. Compton (1), Grey Ruegamer (1); RG Joe Andruzzi (16); RT Greg Robinson-Randall (16); TE Rod Rutledge (13), Jermaine Wiggins (3); WR D. Patten (13), Bert Emanuel (1); QB Tom Brady (14), Drew Bledsoe (2); RB Antowain Smith (15), Kevin Faulk (1); FB Marc Edwards (13); 2nd TE J. Wiggins (3), R. Rutledge (1); 3rd WR C. Johnson (3); T. Glenn (1).

**Defense:** DE Bobby Hamilton (15), Willie McGinest (1); NT/DT Brandon Mitchell (11), Richard Seymour (3), Jace Saylor (1); DE/DT Anthony Pleasant (9), R. Seymour (7); OLB/DE A. Pleasant (7), Mike Vrabel (6), W. McGinest (3); ILB/OLB Bryan Cox (7), M. Vrabel (6), W. McGinest (1); ILB/MLB Tedy Bruschi (9), Ted Johnson (5); OLB Roman Phifer (16); LCB Ty Law (16); RCB Otis Smith (15), Terrell Buckley (1); SS Lawyer Milloy (16); FS Tebucky Jones (12), Matt Stevens (3); 5th DB Terrence Shaw (4), Antwan Harris (1); 6th DB M. Stevens (1).

**2001 Coaching Staff:** Ned Burke, Coaching Assistant; Romeo Crennel, Defensive Coordinator; Brian Daboll, Coaching Assistant; Jeff Davidson, Assistant Offensive Line; Ivan Fears, Wide Receivers; Pepper Johnson, Inside Linebackers; Eric Mangini, Defensive Backs; Randy Melvin, Defensive Line; Markus Paul, Assistant Strength and Conditioning; Rob Ryan, Outside Linebackers; Dante Scarnecchia, Assistant Head Coach/Offensive Line; Brad Seely, Special Teams; Charlie Weis, Offensive Coordinator/ Running Backs; Mike Woicik, Strength and Conditioning.

**Pro Bowl (4):** QB Tom Brady (1), WR Troy Brown (1), CB Ty Law (2), S Lawyer Milloy (3).



# 2002 FINAL STATISTICS (9-7)

Head Coach: Bill Belichick • Second in AFC East • Home Stadium: Gillette Stadium

DATE	W/L	SCORE	OPPONENT	ATTENDANCE
9/09	W	30-14	Pittsburgh	68,436
9/15	W	44-7	at N.Y. Jets	78,726
9/22	W	41-38	Kansas City OT	68,436
9/29	L	14-21	at San Diego	66,463
10/06	L	13-26	at Miami	73,369
10/13	L	10-28	Green Bay	68,436
BYE WEEK				
10/27	L	16-24	Denver	68,436
11/03	W	38-7	at Buffalo	73,448
11/10	W	33-30	at Chicago	63,105
11/17	L	20-27	at Oakland	62,552
11/24	W	24-17	Minnesota	68,436
11/28	W	20-12	Detroit	62,109
12/08	W	27-17	Buffalo	68,436
12/16	L	7-24	Tennessee	68,809
12/22	L	17-30	N.Y. Jets	68,436
12/29	W	27-14	Miami OT	68,436

## Team Statistics

	PATS	OPP
<b>TOTAL FIRST DOWNS</b>	<b>304</b>	<b>315</b>
Rushing	99	129
Passing	184	158
Penalty	21	28
3rd Down: Made/Att	94/220	95/221
3rd Down Pct.	42.7	43.0
4th Down: Made/Att	9/20	10/16
4th Down Pct.	45.0	62.5
<b>POSSESSION AVG.</b>	<b>29:11</b>	<b>30:49</b>
<b>TOTAL NET YARDS</b>	<b>5085</b>	<b>5377</b>
Avg. Per Game	317.8	336.1
Total Plays	1031	1032
Avg. Per Play	4.9	5.2
<b>NET YARDS RUSHING</b>	<b>1508</b>	<b>2198</b>
Avg. Per Game	94.3	137.4
Total Rushes	395	467
<b>NET YARDS PASSING</b>	<b>3577</b>	<b>3179</b>
Avg. Per Game	223.6	198.7
Sacked/Yards Lost	31/190	34/199
Gross Yards	3267	3378
Att./Completions	605/374	531/314
Completion Pct.	61.8	59.1
Had Intercepted	14	18
<b>PUNTS/AVERAGE</b>	<b>71/38.4</b>	<b>68/39.4</b>
<b>NET PUNTING AVG.</b>	<b>71/33.3</b>	<b>68/32.4</b>
<b>PENALTIES/YARDS</b>	<b>108/895</b>	<b>99/928</b>
<b>FUMBLES/BALL LOST</b>	<b>24/10</b>	<b>21/11</b>
<b>TOUCHDOWNS</b>	<b>43</b>	<b>41</b>
Rushing	9	17
Passing	28	23
Returns	6	1

Score by Periods	1	2	3	4	OT	Total
Patriots	65	95	99	116	6	381
Opponents	57	120	93	76	0	346

SCORING	TD	Ru	Pa	Rt	PAT	FG	S	TP
Vinateri	0	0	0	0	36/36	27/30	0	117
A. Smith	8	6	2	0	0	0	0	50
Faulk	7	0	7	0	0	0	0	44
Faulk	7	2	3	2	0	0	0	42
Patten	5	0	5	0	0	0	0	30
Brown	3	0	3	0	0	0	0	20
Branch	2	0	2	0	0	0	0	12
Bruschi	2	0	2	0	0	0	0	12
D. Hayes	2	0	2	0	0	0	0	12
Brady	1	1	0	0	0	0	0	6
Clelland	1	1	0	0	0	0	0	6
Givens	1	0	1	0	0	0	0	6
Graham	1	0	1	0	0	0	0	6
V. Green	1	0	0	1	0	0	0	6
T. Jones	1	0	0	1	0	0	0	6
Vrabel	1	0	0	1	0	0	0	6
<b>Patriots</b>	<b>43</b>	<b>9</b>	<b>28</b>	<b>6</b>	<b>36/36</b>	<b>27/30</b>	<b>0</b>	<b>381</b>
<b>Opponents</b>	<b>41</b>	<b>17</b>	<b>23</b>	<b>1</b>	<b>40/41</b>	<b>20/34</b>	<b>0</b>	<b>346</b>

2-Pt. Conversions: Patriots 3-7, Opponents 0-0

PASSING	ATT	CMP	YARDS	CMP%	YDS/ATT	TD	TD%	INT	INT%	LG	SK/YDS	RATING
Brady	601	373	3764	62.1	6.26	28	4.7	14	2.3	49t	31/190	85.7
Davey	2	1	3	50.0	1.50	0	0.0	0	0.0	3	0/0	56.3
Faulk	1	0	0	0.0	0.00	0	0.0	0	0.0	0	0/0	39.6
Patten	1	0	0	0.0	0.00	0	0.0	0	0.0	0	0/0	39.6
Patriots	605	374	3767	61.8	6.23	28	4.6	14	2.3	49t	31/190	85.3
Opponents	531	314	3378	59.1	6.36	23	4.3	18	3.4	52t	34/199	78.2

RUSHING	NO	YDS	AVG	LG	TD
A. Smith	252	982	3.9	42t	6
Faulk	52	271	5.2	45t	2
Brady	42	110	2.6	15	1
Edwards	31	96	3.1	17	0
Pass	4	27	6.8	13	0
Brown	3	14	4.7	21	0
Patten	2	6	3.0	7	0
Huard	1	4	4.0	4	0
Redmond	4	2	0.5	5	0
Branch	2	0	0.0	4	0
Davey	2	-4	-2.0	-2	0
<b>Patriots</b>	<b>395</b>	<b>1508</b>	<b>3.8</b>	<b>45t</b>	<b>9</b>
<b>Opponents</b>	<b>467</b>	<b>2198</b>	<b>4.7</b>	<b>58t</b>	<b>17</b>

RECEIVING	NO	YDS	AVG	LG	TD
Brown	97	890	9.2	38	3
Patten	61	824	13.5	39	5
Branch	43	489	11.4	49t	2
Faulk	37	379	10.2	36t	3
A. Smith	31	243	7.8	35	2
Fauria	27	253	9.4	33	7
Edwards	23	196	8.5	27	0
Clelland	16	112	7.0	22	1
Graham	15	150	10.0	31	1
D. Hayes	12	133	11.1	40t	2
Givens	9	92	10.2	30	1
Redmond	2	5	2.5	3	0
Vrabel	1	1	1.0	1t	1
<b>Patriots</b>	<b>374</b>	<b>3767</b>	<b>10.1</b>	<b>49t</b>	<b>28</b>
<b>Opponents</b>	<b>314</b>	<b>3378</b>	<b>10.8</b>	<b>52t</b>	<b>23</b>

INTERCEPTIONS	NO	YDS	AVG	LG	TD
Buckley	4	50	12.5	39	0
Law	4	33	8.3	29	0
Bruschi	2	75	37.5	48t	2
O. Smith	2	21	10.5	22	0
V. Green	1	90	90.0	90t	1
Seymour	1	6	6.0	6	0
McGinest	1	2	2.0	2	0
Hamilton	1	0	0.0	0	0
T. Jones	1	0	0.0	0	0
Vrabel	1	0	0.0	0	0
<b>Patriots</b>	<b>18</b>	<b>277</b>	<b>15.4</b>	<b>90t</b>	<b>3</b>
<b>Opponents</b>	<b>14</b>	<b>177</b>	<b>12.6</b>	<b>46</b>	<b>1</b>

PUNTING	NO	YDS	AVG	NET	TB	IN20	LG	BLK
Walter	70	2723	38.9	33.3	9	19	55	1
<b>Patriots</b>	<b>71</b>	<b>2723</b>	<b>38.4</b>	<b>33.3</b>	<b>9</b>	<b>19</b>	<b>55</b>	<b>1</b>
<b>Opponents</b>	<b>68</b>	<b>2680</b>	<b>39.4</b>	<b>32.4</b>	<b>9</b>	<b>15</b>	<b>62</b>	<b>0</b>

PUNT RETURNS	NO	FC	YDS	AVG	LG	TD
Brown	24	10	175	7.3	27	0
Faulk	8	4	65	8.1	16	0
Branch	2	0	58	29.0	40	0
<b>Patriots</b>	<b>34</b>	<b>14</b>	<b>298</b>	<b>8.8</b>	<b>40</b>	<b>0</b>
<b>Opponents</b>	<b>24</b>	<b>18</b>	<b>181</b>	<b>7.5</b>	<b>34</b>	<b>0</b>

**Sacks:** McGinest 5.5, Seymour 5.5, Bruschi 4.5, Vrabel 4.5, Pleasant 3.0, J. Green 2.5, Hamilton 2.0, Johnson 1.5, T. Jones 1.5, Holsey 1.0, Law 1.0, Phifer 0.5, **Patriots 34.0**, **Opponents 31.0**

KICK RETURNS	NO	YDS	AVG	LG	TD
Branch	36	863	24.0	63	0
Faulk	26	725	27.9	87t	2
Pass	7	123	17.6	28	0
Edwards	3	27	9.0	15	0
Bruschi	1	11	11.0	11	0
J. Green	1	10	10.0	10	0
Redmond	1	12	12.0	12	0
<b>Patriots</b>	<b>75</b>	<b>1771</b>	<b>23.6</b>	<b>87t</b>	<b>2</b>
<b>Opponents</b>	<b>73</b>	<b>1493</b>	<b>20.5</b>	<b>57</b>	<b>0</b>

FIELD GOALS	1-19	20-29	30-39	40-49	50+
Vinateri	0/0	6/6	12/12	8/10	1/2
<b>Patriots</b>	<b>0/0</b>	<b>6/6</b>	<b>12/12</b>	<b>8/10</b>	<b>1/2</b>
<b>Opponents</b>	<b>1/1</b>	<b>6/7</b>	<b>8/10</b>	<b>5/14</b>	<b>0/2</b>

**Vinateri:** (45G, 28G, 27G) (28G, 31G, 40G) (37G, 35G) (41N) (32G) (26G) (46G) (57G, 31G, 42G, 25G) (36G, 31G, 52N) (34G) (31G, 29G) (39G, 46G, 43N) (49G) (41G, 36G, 43G, 35G).

**Opponents:** (39N) (39G) (50B) (45N, 40G, 33G) (42N) (48N, 19G, 39N) (50N, 25N, 45N) (39G, 40G, 32G) (39G, 49B, 28G) (43B, 38G, 41N) (23G, 45G, 39G, 46G) (26G) (45N, 28G) (39G, 23G, 43G) (47N, 28G).

**Starters: Offense:** WR Troy Brown (13), Deion Branch (2), Donald Hayes (1); LT Matt Light (16); LG Mike Compton (15), Joe Andruzzi (1); C Damien Woody (13), Grey Ruegamer (2); M. Compton (1); RG J. Andruzzi (12), D. Woody (2), Adrian Klemm (1), Stephen Neal (1); RT Kennyatta Jones (11), Greg Randall (3), A. Klemm (2); TE Christian Fauria (13), Daniel Graham (2), Cameron Clelland (1); WR David Patten (14); QB Tom Brady (16); RB Antowain Smith (15); FB Marc Edwards (11); 2nd TE D. Graham (4); 3rd WR D. Branch (5).

**Defense:** DE Bobby Hamilton (9), Willie McGinest (7); DT/NT B. Hamilton (6), Steve Martin (5), Richard Seymour (3), Rick Lyle (2); DT/DE R. Seymour (13), Anthony Pleasant (2), W. McGinest (1); DE/OLB A. Pleasant (9), Jarvis Green (4), Mike Vrabel (3); OLB/ILB M. Vrabel (10), Tedy Bruschi (3), W. McGinest (1); MLB/ILB Ted Johnson (11), T. Bruschi (5); OLB/OLB Roman Phifer (14), T. Bruschi (1), W. McGinest (1); LCB Ty Law (16); RCB Otis Smith (13), Terrell Buckley (2), Leonard Myers (1); SS Lawyer Milloy (16); FS Tebucky Jones (12), Victor Green (4); 5th Defensive Back V. Green (2).

**2002 Coaching Staff:** Romeo Crennel, Defensive Coordinator/Defensive Line; Brian Daboll, Wide Receivers; Jeff Davidson, Assistant Offensive Line/Tight Ends; Ivan Fears, Running Backs; Pepper Johnson, Inside Linebackers; Eric Mangini, Defensive Backs; Markus Paul, Assistant Strength and Conditioning; Rob Ryan, Outside Linebackers; Dante Scarnechia, Assistant Head Coach/Offensive Line; Brad Seely, Special Teams; Charlie Weis, Offensive Coordinator/Quarterbacks; Mike Woicik, Strength and Conditioning.

**Pro Bowl (6):** SpT Larry Izzo (2); CB Ty Law (3), S Lawyer Milloy (4), DT Richard Seymour (1), K Adam Vinateri (1), C Damien Woody (1).

# 2003 FINAL STATISTICS (14-2)

Head Coach: Bill Belichick • AFC East Division Champions • Home Stadium: Gillette Stadium

DATE	W/L	SCORE	OPPONENT	ATTENDANCE
9/07	L	0-31	at Buffalo	73,262
9/14	W	31-10	at Philadelphia	67,624
9/21	W	23-16	N.Y. Jets	68,436
9/28	L	17-20	at Washington	83,632
10/05	W	38-30	Tennessee	68,436
10/12	W	17-6	N.Y. Giants	68,436
10/19	W	19-13	at Miami OT	73,650
10/26	W	9-3	Cleveland	68,436
11/03	W	30-26	at Denver	68,436
BYE WEEK				
11/16	W	12-0	Dallas	68,436
11/23	W	23-20	at Houston OT	70,719
11/30	W	38-34	at Indianapolis	57,102
12/07	W	12-0	Miami	68,436
12/14	W	27-13	Jacksonville	68,436
12/20	W	21-16	at N.Y. Jets	77,835
12/27	W	31-0	Buffalo	68,436
AFC PLAYOFFS				
1/10	W	17-14	Tennessee	68,436
1/18	W	24-14	Indianapolis	68,436
SUPER BOWL XXXVIII (at Houston, Texas)				
2/01	W	32-29	Carolina	71,525

## Team Statistics

	PATS	OPP
<b>TOTAL FIRST DOWNS</b>	<b>294</b>	<b>293</b>
Rushing	91	91
Passing	177	177
Penalty	26	25
3rd Down: Made/Att	84/227	81/235
3rd Down Pct.	37.0	34.5
4th Down: Made/Att	6/14	6/16
4th Down Pct.	42.9	37.5
<b>POSSESSION AVG.</b>	<b>30:50</b>	<b>29:10</b>
<b>TOTAL NET YARDS</b>	<b>5039</b>	<b>4666</b>
Avg. Per Game	314.9	291.6
Total Plays	1042	1060
Avg. Per Play	4.8	4.4
<b>NET YARDS RUSHING</b>	<b>1607</b>	<b>1434</b>
Avg. Per Game	100.4	89.6
Total Rushes	473	401
<b>NET YARDS PASSING</b>	<b>3432</b>	<b>3232</b>
Avg. Per Game	214.5	202.0
Sacked/Yards Lost	32/219	41/253
Gross Yards	3651	3485
Att./Completions	537/320	618/328
Completion Pct.	59.6	53.1
Had Intercepted	13	29
<b>PUNTS/AVERAGE</b>	<b>88/37.1</b>	<b>90/40.6</b>
<b>NET PUNTING AVG.</b>	<b>88/33.5</b>	<b>90/34.4</b>
<b>PENALTIES/YARDS</b>	<b>111/998</b>	<b>107/845</b>
<b>FUMBLES/BALL LOST</b>	<b>25/11</b>	<b>31/12</b>
<b>TOUCHDOWNS</b>	<b>39</b>	<b>23</b>
Rushing	9	10
Passing	23	11
Returns	7	2

Score by Periods

	1	2	3	4	OT	TOTAL
Patriots	80	83	79	97	9	348
Opponents	42	73	51	72	0	238

SCORING	TD	Ru	Pa	FG	S	TP
Vinateri	0	0	0	37/38	25/34	0
Givens	6	0	0	0	0	36
Cloud	5	5	0	0	0	30
T. Brown	4	0	4	0	0	24
Graham	4	0	4	0	0	24
Branch	3	0	3	0	0	18
B. Johnson	3	0	3	0	0	18
Smith	3	0	3	0	0	18
Bruschi	2	0	2	0	0	12
Fauria	2	0	2	0	0	12
Brady	1	1	0	0	0	6
Centers	1	0	1	0	0	6
Chatham	1	0	0	1	0	6
Law	1	0	0	1	0	6
McGinest	1	0	0	1	0	6
Samuel	1	0	0	1	0	6
Ward	1	0	0	1	0	6
Patriots	39	9	23	7	37/38	25/34
Opponents	23	10	11	2	21/21	25/35

PASSING	ATT	CMP	YARDS	CMP%	YDS/ATT	TD	INT	INT%	LG	SK/YDS	RATING
Brady	527	317	3620	60.2	6.87	23	4.4	12	2.3	82t	32/219
Davey	7	3	31	42.9	4.43	0	0.0	0	0.0	16	0/0
Faulk	1	0	0	0.0	0.0	0	0.0	0	0.0	0	0/0
Givens	1	0	0	0.0	0.0	0	0.0	1	100.0	0	0/0
Huard	1	0	0	0.0	0.0	0	0.0	0	0.0	0	0/0
Patriots	537	320	3651	59.6	6.80	23	4.3	13	2.4	82t	32/219
Opponents	618	328	3485	53.1	5.64	11	1.8	29	4.7	67	41/253

RUSHING	NO	YDS	AVG	LG	TD
Smith	182	642	3.5	30	3
Faulk	178	638	3.6	23	0
Cloud	27	118	4.4	42	5
Centers	21	82	3.9	13	0
Brady	42	63	1.5	11	1
T. Brown	6	27	4.5	11	0
Pass	6	27	4.5	11	0
Branch	1	11	11.0	11	0
Klecko	2	5	2.5	5	0
Patten	1	4	4.0	4	0
McCrary	3	3	1.0	4	0
Walter	2	0	0.0	0	0
Huard	1	-1	-1.0	-1	0
B. Johnson	1	-12	-12.0	-12	0
Patriots	473	1607	3.4	42	9
Opponents	401	1434	3.6	23	10

RECEIVING	NO	YDS	AVG	LG	TD
Branch	57	803	14.1	66t	3
Faulk	48	440	9.2	27	0
T. Brown	40	472	11.8	82t	4
Graham	38	409	10.8	38	4
Givens	34	510	15.0	57	6
Fauria	28	285	10.2	28	2
Centers	19	106	5.6	14	0
B. Johnson	16	209	13.1	45	2
Smith	14	92	6.6	16	0
Patten	9	140	15.6	42	0
Ward	7	106	15.1	31t	1
Pass	4	21	5.3	11	0
Stokes	2	38	19.0	31	0
McCrary	2	12	6.0	9	0
Cloud	1	8	8.0	9	0
Andruzzi	1	0	0.0	0	0
Patriots	320	3651	11.4	82t	23
Opponents	328	3485	10.6	67	11

INTERCEPTIONS	NO	YDS	AVG	LG	TD
Law	6	112	18.7	65t	1
Poole	6	81	13.5	44	0
Wilson	4	18	4.5	10	0
Bruschi	3	26	8.7	18t	2
Harrison	3	0	0.0	2	0
Samuel	2	55	27.5	55t	1
Vrabel	2	18	9.0	14	0
Morris	1	33	33.0	33	0
McGinest	1	15	15.0	15t	1
Izzo	1	0	0.0	0	0
Patriots	29	358	12.3	65t	5
Opponents	13	122	9.4	37t	1

PUNTING	NO	YDS	AVG	NET TB	INT	LG	BLK
Walter	76	2865	37.7	33.6	3	25	52
Barnard	10	365	36.5	32.5	1	4	49
Brady	1	36	36.0	36.0	0	1	36
Patriots	88	3266	37.1	33.5	4	30	52
Opponents	90	3658	40.6	34.4	5	21	71

**Sacks:** Vrabel 9.5, Seymour 8.0, McGinest 5.5, Harrison 3.0, Bruschi 2.0, Colvin 2.0, Green 2.0, Washington 2.0, Chatham 1.5, Klecko 1.5, Banta-Cain 1.0, Cherry 1.0, Pleasant 1.0, Warren 1.0, Patriots 41.0, Opponents 32.0

PUNT RETURNS	NO	FC	YDS	AVG	LG	TD
T. Brown	29	13	293	10.1	23	0
Poole	11	3	75	6.8	18	0
Faulk	5	6	66	13.2	19	0
Branch	4	1	26	6.5	11	0
B. Johnson	1	0	2	2.0	2	0
Ward	0	2	0	---	---	0
Patriots	50	25	462	9.2	23	0
Opponents	38	11	240	6.3	57t	1

KICK RETURNS	NO	YDS	AVG	LG	TD
B. Johnson	30	847	28.2	92t	1
Pass	11	254	23.1	36	0
Faulk	10	207	20.7	30	0
Cloud	2	38	19.0	19	0
Givens	2	31	15.5	20	0
Klecko	2	20	10.0	10	0
Vrabel	2	22	11.0	14	0
Bruschi	1	9	9.0	9	0
Patriots	60	1428	23.8	92t	1
Opponents	77	1623	21.1	75	0

FIELD GOALS	1-19	20-29	30-39	40-49	50+
Vinateri	0/0	16/17	4/8	5/8	0/1
Patriots	0/0	16/17	4/8	5/8	0/1
Opponents	1/1	8/8	8/11	7/14	1/1

**Vinateri:** (1) (27G) (24G, 22G, 47G) (23G 46N) (34N, 39N, 48G) (42N, 28G) (25G, 30G) (27G, 48N, 28G, 38G) (40G, 46G, 28G) (23G, 26G) (21G, 38N, 32G, 37B, 28G) (43G) (29G, 54N) (22G, 31G) (1) (24N, 24G).

**Opponents:** (44G) (57G) (41G, 39G, 30G, 42N) (38G, 29G, 48B) (48G, 43G, 46N, 33G, 37G, 41G) (22G, 47N, 49N, 34G) (23G, 34G, 35B, 35N) (29G) (44N, 43G) (1) (19G, 31G) (40G, 29G) (1) (24G, 23G, 34N) (29G) (40N).

## STARTERS

**Offense:** WR Troy Brown (10), David Givens (3), Bethel Johnson (3); LT Matt Light (16); LG Damien Woody (12), Mike Compton (2), Joe Andruzzi (1), Russ Hochstein (1); C Dan Koppin (15), Damien Woody (1); RG Joe Andruzzi (15), Damien Woody (1); RT Tom Ashworth (13), Adrian Klemm (3); TE Christian Fauria (13), Daniel Graham (3); WR Deion Branch (9), David Patten (5); QB Tom Brady (16); RB Kevin Faulk (8), Antowain Smith (6), Michael Cloud (1); FB Larry Centers (3), Fred McCrary (3); 3rd WR Deion Branch (2), David Givens (2), Bethel Johnson (1); 4th WR Bethel Johnson (1); 2nd TE Daniel Graham (5).

**Defense:** LE Bobby Hamilton (16); DT/NT Ted Washington (10), Ty Warren (4), Rick Lyle (1), Dan Klecko (1); DT/RE Richard Seymour (14), Jarvis Green (2); DE/OLB Willie McGinest (9), Jarvis Green (5), Roosevelt Colvin (2); OLB/ILB Roman Phifer (12), Willie McGinest (2); DT Johnson (2); MLB/ILB Tedy Bruschi (16); OLB/OLB Mike Vrabel (9), Matt Chatham (4), Roman Phifer (3); LCB Ty Law (14), Tyrone Poole (1), Asante Samuel (1); RCB Tyrone Poole (15), Ty Law (1); SS Rodney Harrison (16); FS Eugene Wilson (15), Antwan Harris (1).

**2003 Coaching Staff:** Romeo Crennel, Defensive Coordinator/Defensive Line; Brian Daboll, Wide Receivers; Jeff Davidson, Assistant Offensive Line/Tight Ends; Ivan Fears, Running Backs; John Hufnagel, Quarterbacks; Pepper Johnson, Inside Linebackers; Eric Mangini, Defensive Backs; Markus Paul, Assistant Strength and Conditioning; Rob Ryan, Outside Linebackers; Dante Scarnechia, Assistant Head Coach/Offensive Line; Brad Seely, Special Teams; Charlie Weis, Offensive Coordinator; Mike Woick, Strength and Conditioning.

**Pro Bowl (3):** CB Ty Law (4), LB Willie McGinest (2), DL Richard Seymour (2).

# 2004 FINAL STATISTICS (14-2)

Head Coach: Bill Belichick • AFC East Division Champions • Home Stadium: Gillette Stadium

DATE	W/L	SCORE	OPPONENT	ATTENDANCE
09/09	W	27-24	Indianapolis	68,756
09/19	W	23-12	at Arizona	51,557
BYE WEEK				
10/03	W	31-17	at Buffalo	72,698
10/10	W	24-10	Miami	68,756
10/17	W	30-20	Seattle	68,756
10/24	W	13-7	N.Y. Jets	68,756
10/31	L	20-34	at Pittsburgh	64,737
11/07	W	40-22	at St. Louis	66,107
11/14	W	29-6	Buffalo	68,756
11/22	W	27-19	at Kansas City	78,431
11/28	W	24-3	Baltimore	68,756
12/05	W	42-15	at Cleveland	73,028
12/12	W	35-28	Cincinnati	68,756
12/20	L	28-29	at Miami	73,629
12/26	W	23-7	at N.Y. Jets	77,975
1/02	W	21-7	San Francisco	68,756
AFC PLAYOFFS				
1/16	W	20-3	Indianapolis	68,756
1/23	W	41-27	at Pittsburgh	65,242
SUPER BOWL XXXIX (at Jacksonville, Fla.)				
2/06	W	24-21	Philadelphia	78,125

## Team Statistics

Team Statistics		PATS	OPP				
TOTAL FIRST DOWNS		344	290				
Rushing		120	83				
Passing		193	177				
Penalty		31	30				
3rd Down: Made/Att		93/206	81/209				
3rd Down Pct.		45.1	38.8				
4th Down: Made/Att		4/10	13/30				
4th Down Pct.		40.0	43.3				
POSSESSION AVG.		31:22	28:38				
TOTAL NET YARDS		5722	4972				
Avg. Per Game		357.6	310.8				
Total Plays		1035	988				
Avg. Per Play		5.5	5.0				
NET YARDS RUSHING		2134	1572				
Avg. Per Game		133.4	98.3				
Total Rushes		524	405				
NET YARDS PASSING		3588	3400				
Avg. Per Game		224.3	212.5				
Sacked/Yards Lost		26/162	45/311				
Gross Yards		3750	3711				
Att./Completions		485/293	538/315				
Completion Pct.		60.4	58.6				
Had Intercepted		14	20				
PUNTS/AVERAGE		56/42.9	69/41.5				
NET PUNTING AVG.		56/33.7	69/36.8				
PENALTIES/YARDS		101/822	118/1014				
FUMBLES/BALL LOST		24/13	31/16				
TOUCHDOWNS		49	31				
Rushing		15	9				
Passing		29	18				
Returns		5	4				
Score by Periods		1	2	3	4	OT	TOTAL
Patriots		87	159	102	89	0	437
Opponents		55	94	45	66	0	260

SCORING	TD	Ru	Pa	Rt	PAT	FG	S	TP
Vinatieri	0	0	0	0	48/48	31/33	0	141
Dillon	13	12	1	0	0	0	0	80
Graham	7	0	7	0	0	0	0	42
Patten	7	0	7	0	0	0	0	42
Branch	4	0	4	0	0	0	0	24
Faulk	3	2	1	0	0	0	0	18
Givens	3	0	3	0	0	0	0	18
Fauria	2	0	2	0	0	0	0	12
B. Johnson	2	0	1	1	0	0	0	12
Vrabel	2	0	2	0	0	0	0	12
Abdullah	1	1	0	0	0	0	0	6
Brown	1	0	1	0	0	0	0	6
Gay	1	0	0	1	0	0	0	6
Green	1	0	0	1	0	0	0	6
Samuel	1	0	0	1	0	0	0	6
Seymour	1	0	0	1	0	0	0	6
<b>Patriots</b>	<b>49</b>	<b>15</b>	<b>29</b>	<b>5</b>	<b>48/48</b>	<b>31/33</b>	<b>0</b>	<b>437</b>
<b>Opponents</b>	<b>31</b>	<b>9</b>	<b>18</b>	<b>4</b>	<b>23/23</b>	<b>15/18</b>	<b>0</b>	<b>260</b>

2-Pt. Conversions: Patriots 1-1 (Dillon), Opp. 3-8

PASSING	ATT	CMP	YARDS	CMP%	YDS/ATT	TD	TD%	INT	INT%	LG	SK/YDS	RATING
Brady	474	288	3692	60.8	7.79	28	5.9	14	3.0	50	26/162	92.6
Davey	10	4	54	40.0	5.40	0	0.0	0	0.0	20	0/0	57.9
Vinatieri	1	1	4	100.0	4.00	1	100.0	0	0.0	41	0/0	122.9
<b>Patriots</b>	<b>485</b>	<b>293</b>	<b>3750</b>	<b>60.4</b>	<b>7.73</b>	<b>29</b>	<b>6.0</b>	<b>14</b>	<b>2.9</b>	<b>50</b>	<b>26/162</b>	<b>92.5</b>
<b>Opponents</b>	<b>538</b>	<b>315</b>	<b>3711</b>	<b>58.6</b>	<b>6.90</b>	<b>18</b>	<b>3.3</b>	<b>20</b>	<b>3.7</b>	<b>651</b>	<b>45/311</b>	<b>75.3</b>

RUSHING	NO	YDS	AVG	LG	TD
Dillon	345	1635	4.7	44	12
Faulk	54	255	4.7	20	2
Pass	39	141	3.6	19	0
Cobb	22	50	2.3	13	0
Brady	43	28	0.7	10	0
Abdullah	13	13	1.0	5	1
B. Johnson	2	8	4.0	11	0
Patten	1	5	5.0	5	0
Izzo	1	0	0.0	0	0
Davey	4	-1	-0.2	3	0
<b>Patriots</b>	<b>524</b>	<b>2134</b>	<b>4.1</b>	<b>44</b>	<b>15</b>
<b>Opponents</b>	<b>405</b>	<b>1572</b>	<b>3.9</b>	<b>34</b>	<b>9</b>

RECEIVING	NO	YDS	AVG	LG	TD
Givens	56	874	15.6	50	3
Patten	44	800	18.2	48	7
Branch	35	454	13.0	28	4
Graham	30	364	12.1	48	7
Pass	28	215	7.7	22	0
Faulk	26	248	9.5	31	1
Brown	17	184	10.8	22	1
Fauria	16	195	12.2	25	2
Dillon	15	103	6.9	20	1
B. Johnson	10	174	17.4	48	1
Weaver	8	93	11.6	25	0
Klecko	3	18	6.0	11	0
Watson	2	16	8.0	14	0
Vrabel	2	3	1.5	21	2
Abdullah	1	9	9.0	9	0
<b>Patriots</b>	<b>293</b>	<b>3750</b>	<b>12.8</b>	<b>50</b>	<b>29</b>
<b>Opponents</b>	<b>315</b>	<b>3711</b>	<b>11.8</b>	<b>651</b>	<b>18</b>

INTERCEPTIONS	NO	YDS	AVG	LG	TD
Wilson	4	51	12.8	24	0
Bruschi	3	70	23.3	36	0
Brown	3	22	7.3	17	0
Gay	2	23	11.5	13	0
Harrison	2	12	6.0	12	0
Samuel	1	34	34.0	34	1
McGinest	1	27	27.0	27	0
Phifer	1	26	26.0	26	0
Poole	1	21	21.0	21	0
Banta-Cain	1	4	4.0	4	0
Law	1	0	0.0	0	0
<b>Patriots</b>	<b>20</b>	<b>290</b>	<b>14.5</b>	<b>36</b>	<b>1</b>
<b>Opponents</b>	<b>14</b>	<b>242</b>	<b>17.3</b>	<b>65</b>	<b>1</b>

PUNTING	NO	YDS	AVG	NET TB	IN20	LG	BLK	
Jo. Miller	56	2350	42.0	33.7	5	19	69	0
Patriots	56	2350	42.0	33.7	5	19	69	0
Opponents	69	2866	41.5	36.8	5	21	63	0

**Sacks:** McGinest 9.5, Vrabel 5.5, Colvin 5.0, Seymour 5.0, Green 4.0, Bruschi 3.5, Warren 3.5, Harrison 3.0, Wilfork 2.0, Banta-Cain 1.5, Phifer 1.5, T. Johnson 1.0.  
**Patriots 45.0, Opponents 26.0**

PUNT RETURNS	NO	FC	YDS	AVG	LG	TD
Faulk	20	11	133	6.7	16	0
Brown	12	3	83	6.9	23	0
B. Johnson	4	1	8	2.0	6	0
Poole	2	0	6	3.0	6	0
Branch	1	0	0	0.0	0	0
Gay	1	0	0	0.0	0	0
<b>Patriots</b>	<b>40</b>	<b>15</b>	<b>230</b>	<b>5.8</b>	<b>23</b>	<b>0</b>
<b>Opponents</b>	<b>31</b>	<b>7</b>	<b>365</b>	<b>11.8</b>	<b>71</b>	<b>1</b>

KICK RETURNS	NO	YDS	AVG	LG	TD
B. Johnson	41	1016	24.8	93	1
Pass	6	115	19.2	24	0
Faulk	4	73	18.3	24	0
Kasper	3	61	20.3	21	0
Banta-Cain	1	21	21.0	21	0
Patten	1	16	16.0	16	0
<b>Patriots</b>	<b>56</b>	<b>1302</b>	<b>23.3</b>	<b>93</b>	<b>1</b>
<b>Opponents</b>	<b>86</b>	<b>2003</b>	<b>23.3</b>	<b>98</b>	<b>1</b>

FIELD GOALS	1-9	10-29	30-39	40-49	50+
Vinatieri	0/0	13/13	7/7	11/12	0/1
<b>Patriots</b>	<b>0/0</b>	<b>13/13</b>	<b>7/7</b>	<b>11/12</b>	<b>0/1</b>
<b>Opponents</b>	<b>1/1</b>	<b>5/5</b>	<b>5/6</b>	<b>2/3</b>	<b>2/3</b>

**Vinatieri:** (32G, 43G) (29G, 28G, 24G) (42G, 40G, 47N) (40G, 39G, 30G) (41G, 27G) (43G, 25G) (43G, 31G, 45G, 36G) (27G, 24G, 20G, 45G, 37G) (37G, 28G) (28G, 40G, 48G) (0) (0) (28G, 29G, 50G, 26G) (0).

**Opponents:** (32G, 48N) (51G, 52G, 58N) (33G) (29G) (33G, 40G, 28G, 31G) (19G, 29G) (0) (44G, 24G) (22G) (0) (30G) (0) (39N).

## STARTERS

**Offense:** WR Deion Branch (9), David Patten (6), Bethel Johnson (1), LT Matt Light (16), LG Joe Andruzzi (14), Russ Hochstein (2), C Dan Kopp (16), RG Stephen Neal (14), Joe Andruzzi (2), RT Brandon Gorin (10) Tom Ashworth (6), TE Daniel Graham (14), Christian Fauria (2), WR David Givens (11), David Patten (3), QB Tom Brady (16), RB Corey Dillon (14), Kevin Faulk (1); FB Patrick Pass (4), Dan Klecko (2); 3rd WR David Patten (2), David Givens (1); 2nd TE Christian Fauria (6), Benjamin Watson (1); 3rd TE Jed Weaver (1).

**Defense:** LE Ty Warren (16); NT Keith Traylor (10), Vince Wilfork (6); RE Richard Seymour (15), Jarvis Green (1); OLB Willie McGinest (16); ILB Ted Johnson (15), Roman Phifer (1); ILB Tedy Bruschi (16); OLB Mike Vrabel (15), Roosevelt Colvin (1); LCB Ty Law (7), Asante Samuel (3), Eugene Wilson (3), Earthwind Moreland (2), Randall Gay (1); RCB Randall Gay (7), Asante Samuel (5), Tyrone Poole (4); SS Rodney Harrison (16); FS Eugene Wilson (11), Don Davis (2), Dexter Reid (2), Randall Gay (1).

**2004 Coaching Staff:** Romeo Crennel, Defensive Coordinator; Brian Daboll, Wide Receivers; Jeff Davidson, Assistant Offensive Line/Tight Ends; Ivan Fears, Running Backs; Pepper Johnson, Defensive Line; Eric Mangini, Defensive Backs; Josh McDaniels, Quarterbacks; Matt Patricia, Coaching Assistant; Markus Paul, Assistant Strength and Conditioning; Dean Pees, Linebackers; Dante Scarnecchia, Assistant Head Coach/Offensive Line; Brad Seely, Special Teams; Cory Udlin, Coaching Assistant; Charlie Weis, Offensive Coordinator; Mike Woicik, Strength and Conditioning.

**Pro Bowl (5):** QB Tom Brady (2), LB Tedy Bruschi (1), SpT Larry Izzo (3), DL Richard Seymour (3), K Adam Vinatieri (2).

# 2005 FINAL STATISTICS (10-6)

Head Coach: Bill Belichick • AFC East Division Champions • Home Stadium: Gillette Stadium

DATE	W/L	SCORE	OPPONENT	ATTENDANCE
09/08	W	30-20	Oakland	68,756
09/18	L	17-27	at Carolina	73,528
09/25	W	23-20	at Pittsburgh	64,868
10/02	L	17-41	San Diego	68,756
10/09	W	31-28	at Atlanta	71,079
10/16	L	20-28	at Denver	76,571
BYE WEEK				
10/30	W	21-16	Buffalo	68,756
11/07	L	21-40	Indianapolis	68,756
11/13	W	23-16	at Miami	73,405
11/20	W	24-17	New Orleans	68,756
11/27	L	16-26	at Kansas City	78,025
12/04	W	16-3	N.Y. Jets	68,756
12/11	W	35-7	at Buffalo	71,810
12/17	W	28-0	Tampa Bay	68,756
12/26	W	31-21	at N.Y. Jets	77,569
1/01	L	26-28	Miami	68,756
AFC PLAYOFFS				
1/07	W	28-3	Jacksonville	68,756
1/14	L	13-27	at Denver	76,238

## Team Statistics

	PATS	OPP
<b>TOTAL FIRST DOWNS</b>	<b>334</b>	<b>306</b>
Rushing	101	94
Passing	204	179
Penalty	29	33
3rd Down: Made/Att	93/221	92/219
3rd Down Pct.	42.1	42.0
4th Down: Made/Att	13/17	3/9
4th Down Pct.	76.5	33.3
<b>POSSESSION AVG.</b>	<b>30:19</b>	<b>29:41</b>
<b>TOTAL NET YARDS</b>	<b>5632</b>	<b>5283</b>
Avg. Per Game	352.0	330.2
Total Plays	1031	997
Avg. Per Play	5.5	5.3
<b>NET YARDS RUSHING</b>	<b>1512</b>	<b>1580</b>
Avg. Per Game	94.5	98.8
Total Rushes	439	437
<b>NET YARDS PASSING</b>	<b>4120</b>	<b>3703</b>
Avg. Per Game	257.5	231.4
Sacked/Yards Lost	28/202	33/223
Gross Yards	4322	3926
Att./Completions	564/352	527/296
Completion Pct.	62.4	56.2
Had Intercepted	15	10
<b>PUNTS/AVERAGE</b>	<b>77/44.6</b>	<b>81/43.7</b>
<b>NET PUNTING AVG.</b>	<b>77/38.3</b>	<b>81/37.8</b>
<b>PENALTIES/YARDS</b>	<b>110/921</b>	<b>132/1068</b>
<b>FUMBLES/BALL LOST</b>	<b>19/9</b>	<b>13/8</b>
<b>TOUCHDOWNS</b>	<b>46</b>	<b>38</b>
Rushing	16	11
Passing	28	25
Returns	2	2

Score by Periods	1	2	3	4	OT	TOTAL
Patriots	90	74	97	118	0	379
Opponents	55	117	56	110	0	338

SCORING	Td	Ru	Pa	Rt	PAT	FG	S	TP
Vinateri	0	0	0	0	40/41	20/25	0	100
Dillon	13	12	1	0				78
Branch	5	0	5	0				30
Watson	4	0	4	0				24
Brady	4	0	3	1				24
Pass	3	0	0	0				18
Dwight	3	0	3	0				18
Graham	3	0	3	0				18
Givens	2	0	2	0				12
Fauria	2	0	2	0				12
T. Brown	2	0	2	0				12
Brady	1	1	0	0				6
Ashworth	1	0	1	0				6
Sanders	1	0	1	0				6
Johnson	1	0	1	0				6
Evans	0	0	0	0				1
Flutie	0	0	0	0	1/1	0/0		1
<b>Patriots</b>	<b>46</b>	<b>16</b>	<b>28</b>	<b>2</b>	<b>41/42</b>	<b>20/25</b>	<b>1</b>	<b>379</b>
<b>Opponents</b>	<b>38</b>	<b>11</b>	<b>25</b>	<b>2</b>	<b>34/34</b>	<b>24/30</b>	<b>1</b>	<b>338</b>

2-PT. Conversions: Patriots 1-4 (Evans),

Opponents 1-4

PASSING	ATT	CMP	YARDS	CMP%	YDS/ATT	TD	TD%	INT	INT%	LG	SK/YDS	RATING
Brady	530	334	4110	63.0	7.75	26	4.9	14	2.6	71	26/188	92.3
Cassel	24	13	183	54.2	7.63	2	8.3	1	4.2	36	1/1	89.4
Flutie	10	5	29	50.0	2.90	0	0.0	0	0.0	13	1/13	56.3
Patriots	564	352	4322	62.4	7.66	28	5.0	15	2.7	71	28/202	91.5
Opponents	527	296	3926	56.2	7.45	25	4.7	10	1.9	85	33/223	87.8

RUSHING	NO	YDS	AVG	LG	TD
Dillon	209	733	3.5	29	12
Pass	54	245	4.5	31	3
Evans	51	192	3.8	21	0
Faulk	51	145	2.8	13	0
Brady	27	89	3.3	15	1
Cloud	23	59	2.6	15	0
Zereoue	7	14	2.0	12	0
Givens	2	13	6.5	9	0
Cassel	6	12	2.0	9	0
Dwight	4	11	2.8	12	0
Flutie	5	-1	-0.2	2	0
<b>Patriots</b>	<b>439</b>	<b>1512</b>	<b>3.4</b>	<b>31</b>	<b>16</b>
<b>Opponents</b>	<b>437</b>	<b>1580</b>	<b>3.6</b>	<b>68</b>	<b>11</b>

RECEIVING	NO	YDS	AVG	LG	TD
Branch	78	998	12.8	51	5
Givens	59	738	12.5	40	2
T. Brown	39	466	11.9	71	2
Watson	29	441	15.2	35	4
Faulk	29	260	9.0	23	0
Cassel	22	227	10.3	39	0
Dillon	22	181	8.2	25	1
Dwight	19	332	17.5	59	3
Graham	16	235	14.7	45	3
Evans	10	88	8.8	19	0
A. Davis	9	190	21.1	60	1
Fauria	8	57	7.1	18	2
Johnson	4	67	16.8	55	1
Childress	3	32	10.7	21	0
Vrabel	3	4	1.3	21	3
Zereoue	1	5	5.0	5	0
Ashworth	1	1	1.0	11	1
<b>Patriots</b>	<b>352</b>	<b>4322</b>	<b>12.3</b>	<b>71</b>	<b>28</b>
<b>Opponents</b>	<b>296</b>	<b>3926</b>	<b>13.3</b>	<b>85</b>	<b>25</b>

INTERCEPTIONS	NO	YDS	AVG	LG	TD
Samuel	3	15	5.0	15	0
Hobbs	3	8	2.7	8	0
Vrabel	2	23	11.5	24	1
Sanders	1	39	39.0	39	1
Wilson	1	0	0.0	0	0
<b>Patriots</b>	<b>10</b>	<b>85</b>	<b>8.5</b>	<b>39</b>	<b>2</b>
<b>Opponents</b>	<b>15</b>	<b>188</b>	<b>12.5</b>	<b>74</b>	<b>2</b>

PUNTING	NO	YDS	AVG	NET TB	IN20	LG	BLK	
J.Miller	76	3431	45.1	38.3	4	22	59	1
Patriots	76	3431	44.6	38.3	4	22	59	1
Opponents	81	3537	43.7	37.8	8	27	68	0

**Sacks:** Colvin 7.0, McGinest 6.0, Vrabel 4.5, Seymour 4.0, Green 2.5, Bruschi 2.0, Warren 1.5, Poteat 1.0, Chatham 1.0, Beisel 1.0, Hawkins 1.0, Klecko 0.5, Wilfork 0.5, Banta-Chan 0.5.

**Patriots 33.0, Opponents 28.0**

PUNT RETURNS	NO	FC	YDS	AVG	LG	TD
Dwight	32	13	273	8.5	29	0
T. Brown	7	5	30	4.3	7	0
Johnson	1	0	11	11.0	11	0
<b>Patriots</b>	<b>40</b>	<b>18</b>	<b>314</b>	<b>7.9</b>	<b>29</b>	<b>0</b>
<b>Opponents</b>	<b>42</b>	<b>14</b>	<b>405</b>	<b>9.6</b>	<b>76</b>	<b>0</b>

KICK RETURNS	NO	YDS	AVG	LG	TD
Johnson	31	694	22.4	54	0
Hobbs	15	361	24.1	37	0
Dwight	10	250	25.0	38	0
Faulk	4	81	20.3	26	0
A. Davis	3	108	36.0	65	0
Pass	2	31	15.5	21	0
Cloud	1	15	15.0	15	0
Banta-Cain	1	14	14.0	14	0
Watson	1	1	1.0	1	0
Stone	1	0	0.0	0	0
Izzo	1	0	0.0	0	0
<b>Patriots</b>	<b>70</b>	<b>1555</b>	<b>22.2</b>	<b>65</b>	<b>0</b>
<b>Opponents</b>	<b>68</b>	<b>1487</b>	<b>21.9</b>	<b>46</b>	<b>0</b>

FIELD GOALS	1-9	20-29	30-39	40-49	50+
Vinateri	0/0	7/7	9/10	4/6	0/2
<b>Patriots</b>	<b>0/0</b>	<b>7/7</b>	<b>9/10</b>	<b>4/6</b>	<b>0/2</b>
<b>Opponents</b>	<b>0/0</b>	<b>6/6</b>	<b>9/12</b>	<b>6/8</b>	<b>3/4</b>

**Vinateri:** (26G) (45G) (53N, 48G, 35G, 43G) (37N, 24G) (29G) (39G, 53N, 38G) (44N) (35G, 32G, 33G) (37G) (29G) (45N, 21G, 34G, 22G) (1) (26G) (49G, 33G).

**Opponents:** (43N) (51G, 52G) (33G, 52N, 24G) (42G, 21G) (33G, 58G) (46N, 23G, 35G, 41G) (35G, 20G) (31N, 36G) (30N, 46G) (25G, 20G, 33G, 47G) (38G) (32N) (1) (36G, 38G, 41G, 42G).

## STARTERS

**Offense:** WR Deion Branch (15); LT Nick Kaczur (11), Matt Light (3), Tom Ashworth (2); LG Logan Mankins (16); C Dan Koppen (9), Russ Hochstet (7); RG Stephen Neal (16); RT Brandon Gorin (8) Tom Ashworth (8); TE Daniel Graham (9), Christian Fauria (5), Benjamin Watson (2); WR David Givens (10), Andre Davis (3), Troy Brown (11); QB Tom Brady (16); RB Corey Dillon (10), Patrick Pass (3), Kevin Faulk (2), Heath Evans (1); FB Patrick Pass (1); 3rd WR Bethel Johnson (1), Tim Dwight (1), Troy Brown (2), Andre Davis (1); 2nd TE Benjamin Watson (7), Christian Fauria (4); 3rd TE Christian Fauria (1), Tom Ashworth (1).

**Defense:** LE Ty Warren (16); NT/DT Vince Wilfork (16); RE/DT Richard Seymour (12), Jarvis Green (4); OLB/DE Willie McGinest (11), Mike Vrabel (4), Jarvis Green (1); ILB/OLB Mike Vrabel (12), Monty Beisel (4); ILB/MLB Tedy Bruschi (9), Chad Brown (5), Monty Beisel (2); OLB Rosevelt Colvin (11), Willie McGinest (5); LCB Asante Samuel (15), Hank Poteat (1); RCB Ellis Hobbs (8), Duane Starks (6), Tyrone Poole (1), Randall Gay (1); SS Artrell Hawkins (4), Rodney Harrison (3), Michael Stone (3), Guss Scott (2), James Sanders (2), Arturo Freeman (1), Randall Gay (1); FS Eugene Wilson (16).

**2005 Coaching Staff:** Joel Collier, Assistant Secondary; Brian Daboll, Wide Receivers; Ivan Fears, Running Backs; Pepper Johnson, Defensive Line; Eric Mangini, Defensive Coordinator; Pete Mangurian, Tight Ends; Josh McDaniels, Quarterbacks; Harold Nash, Assistant Strength and Conditioning; Matt Patricia, Assistant Offensive Line; Dean Pees, Linebackers; Dante Scarnechia, Assistant Head Coach/Offensive Line; Brad Seely, Special Teams; Mike Woicik, Strength and Conditioning.

**Pro Bowl (2):** QB Tom Brady (3), DL Richard Seymour (4).

# 2006 FINAL STATISTICS (12-4)

Head Coach: Bill Belichick • AFC East Division Champions • Home Stadium: Gillette Stadium

DATE	W/L	SCORE	OPPONENT	ATTENDANCE
9/10	W	19-17	Buffalo	68,756
9/17	W	24-17	at N.Y. Jets	77,595
9/24	L	7-17	Denver	68,756
10/01	W	38-13	at Cincinnati	66,035
10/08	W	20-10	Miami	68,756
BYE WEEK				
10/22	W	28-6	at Buffalo	72,180
10/29	W	31-7	at Minnesota	63,819
11/05	L	20-27	Indianapolis	68,756
11/12	L	14-17	N.Y. Jets	68,756
11/19	W	35-0	at Green Bay	70,753
11/26	W	17-13	Chicago	68,756
12/03	W	28-21	Detroit	68,756
12/10	L	0-21	at Miami	74,033
12/17	W	40-7	Houston	68,756
12/24	W	24-21	at Jacksonville	67,164
12/31	W	40-23	at Tennessee	69,143
AFC PLAYOFFS				
1/07	W	37-16	N.Y. Jets	68,756
1/14	W	24-21	at San Diego	68,810
1/21	L	34-38	at Indianapolis	57,433

## Team Statistics

	PATS	OPP
<b>TOTAL FIRST DOWNS</b>	<b>330</b>	<b>264</b>
Rushing	121	67
Passing	181	164
Penalty	28	33
3rd Down: Made/Att	96/226	75/209
3rd Down Pct.	42.5	35.9
4th Down: Made/Att	16/20	3/11
4th Down Pct.	80.0	27.3
<b>POSSESSION AVG.</b>	<b>31:35</b>	<b>28:25</b>
<b>TOTAL NET YARDS</b>	<b>5369</b>	<b>4710</b>
Avg. Per Game	335.6	294.4
Total Plays	1055	950
Avg. Per Play	5.1	5.0
<b>NET YARDS RUSHING</b>	<b>1969</b>	<b>1507</b>
Avg. Per Game	123.1	94.2
Total Rushes	499	388
<b>NET YARDS PASSING</b>	<b>3400</b>	<b>3203</b>
Avg. Per Game	212.5	200.2
Sacked/Yards Lost	29/190	44/281
Gross Yards	3590	3484
Attempts/Completions	527/326	518/294
Completion Pct.	61.9	56.8
Had Intercepted	12	22
<b>PUNTS/AVERAGE</b>	<b>69/41.3</b>	<b>79/41.6</b>
<b>NET PUNTING AVG.</b>	<b>69/34.6</b>	<b>79/34.4</b>
<b>PENALTIES/YARDS</b>	<b>98/940</b>	<b>102/918</b>
<b>FUMBLES/BALL LOST</b>	<b>27/15</b>	<b>24/13</b>
<b>TOUCHDOWNS</b>	<b>46</b>	<b>24</b>
Rushing	20	11
Passing	25	10
Returns	1	3
<b>Score by Periods</b>	<b>1 2 3 4 OT Total</b>	<b>1 2 3 4 OT Total</b>
Patriots	74 128 73 110 0	385
Opponents	32 74 80 51 0	237
<b>SCORING</b>	<b>TD Ru Pa Rt PAT FG S TP</b>	<b>TD Ru Pa Rt PAT FG S TP</b>
Gostkowski	0 0 0 0 0 43/44	20/26 0 103
Dillon	13 13 0 0 0 0	0 78
Maroney	7 6 1 0 0 0	0 42
Caldwell	4 0 4 0 0 0	0 26
Brown	4 0 4 0 0 0	0 26
Faulk	3 1 2 0 0 0	0 18
Jackson	3 0 3 0 0 0	0 18
Watson	3 0 3 0 0 0	0 18
Gabriel	3 0 3 0 0 0	0 18
Graham	2 0 2 0 0 0	0 12
Gaffney	1 0 1 0 0 0	0 6
Thomas	1 0 1 0 0 0	0 6
Hobbs	1 0 1 0 0 0	0 6
Evans	1 0 1 0 0 0	0 6
Warren	0 0 0 0 0 0	1 2
<b>Patriots</b>	<b>46 20 25 1 43/44 20/26 1 385</b>	
<b>Opponents</b>	<b>24 11 10 3 23/23 22/30 1 237</b>	

<b>2-Pt. Conversions: Patriots 2-2 (Brown, Caldwell), Opponents 1-4</b>	
---	--

RUSHING	NO	YDS	AVG	LG	TD
Dillon	199	812	4.1	50	13
Maroney	175	745	4.3	41	6
Faulk	25	123	4.9	11	1
Evans	27	117	4.3	35	0
Brady	49	102	2.1	22	0
Jackson	4	22	5.5	14	0
Pass	6	21	3.5	6	0
Brown	2	18	9.0	16	0
Kight	1	8	8.0	8	0
Caldwell	1	5	5.0	5	0
Cassel	2	4	2.0	5	0
Testaverde	8	-8	-1.0	-1	0
<b>Patriots</b>	<b>499</b>	<b>1969</b>	<b>3.9</b>	<b>50</b>	<b>20</b>
<b>Opponents</b>	<b>388</b>	<b>1507</b>	<b>3.9</b>	<b>74</b>	<b>11</b>

RECEIVING	NO	YDS	AVG	LG	TD
Caldwell	61	760	12.5	62	4
Watson	49	643	13.1	40	3
Brown	43	384	8.9	23	4
Faulk	43	356	8.3	43	2
Gabriel	25	344	13.8	45	3
Maroney	22	194	8.8	31	1
Graham	21	235	11.2	29	2
Dillon	15	147	9.8	52	0
Jackson	13	152	11.7	35	3
Thomas	11	159	14.5	36	1
Gaffney	11	142	12.9	33	1
Evans	7	34	4.9	11	1
Pass	2	24	12.0	16	0
Childress	2	7	3.5	5	0
Kight	1	9	9.0	9	0
<b>Patriots</b>	<b>326</b>	<b>3590</b>	<b>11</b>	<b>62</b>	<b>25</b>
<b>Opponents</b>	<b>294</b>	<b>3484</b>	<b>11.9</b>	<b>83</b>	<b>10</b>

INTERCEPTIONS	NO	YDS	AVG	LG	TD
Samuel	10	120	12.0	33	0
Vrabel	3	0	0.0	2	0
Hobbs	2	79	39.5	70	0
Scott	2	32	16.0	32	0
Sanders	1	21	21.0	21	0
Bruschi	1	8	8.0	8	0
Harrison	1	2	2.0	2	0
Hawkins	1	0	0.0	0	0
Seymour	1	0	0.0	0	0
<b>Patriots</b>	<b>22</b>	<b>262</b>	<b>11.9</b>	<b>70</b>	<b>0</b>
<b>Opponents</b>	<b>12</b>	<b>72</b>	<b>6.0</b>	<b>38</b>	<b>0</b>

PUNTING	NO	YDS	AVG	NET TB	INT	LG	BLK
Miller	43	1848	43.0	35.8	7	12	62
Walter	16	591	36.9	33.7	0	5	47
Sauerbrun	10	408	40.8	30.7	0	2	58
<b>Patriots</b>	<b>69</b>	<b>2847</b>	<b>41.3</b>	<b>34.6</b>	<b>7</b>	<b>12</b>	<b>61</b>
<b>Opponents</b>	<b>79</b>	<b>3283</b>	<b>41.6</b>	<b>34.4</b>	<b>7</b>	<b>27</b>	<b>61</b>

**Sacks:** Colvin 8.5, Green 7.5, Warren 7.5, Banta-Cain 5.5, Vrabel 4.5, Seymour 4.0, Bruschi 1.5, Harrison 1.0, Sanders 1.0, Seau 1.0, Wilfork 1.0.

**Patriots 44.0, Opponents 29.0**

PUNT RETURNS	NO	FC	YDS	AVG	LG	TD
Faulk	31	5	330	10.6	43	0
Jackson	3	0	76	25.3	39	0
Brown	2	9	16	8.0	12	0
<b>Patriots</b>	<b>36</b>	<b>14</b>	<b>422</b>	<b>11.7</b>	<b>43</b>	<b>0</b>
<b>Opponents</b>	<b>29</b>	<b>15</b>	<b>322</b>	<b>11.1</b>	<b>81</b>	<b>2</b>

KICK RETURNS	NO	YDS	AVG	LG	TD
Maroney	28	783	28.0	77	0
Faulk	17	364	21.4	31	0
Hobbs	10	360	36.0	93	1
Banta-Cain	2	25	12.5	16	0
Jackson	1	21	21.0	21	0
<b>Patriots</b>	<b>58</b>	<b>1553</b>	<b>26.8</b>	<b>93</b>	<b>1</b>
<b>Opponents</b>	<b>68</b>	<b>1547</b>	<b>22.8</b>	<b>70</b>	<b>0</b>

FIELD GOALS	1-19	20-29	30-39	40-49	50+
Gostkowski	0/0	10/11	7/10	2/4	1/1
<b>Patriots</b>	<b>0/0</b>	<b>10/11</b>	<b>7/10</b>	<b>2/4</b>	<b>1/1</b>
<b>Opponents</b>	<b>0/0</b>	<b>7/8</b>	<b>6/7</b>	<b>8/12</b>	<b>1/3</b>

**Gostkowski:** (32G)(20G,29B)(37B)(48N,24G)(35G,31G)(23G)(49G,36N,26G)(31G,21G)(1)(52G)(25G,27G)(36G,32G,31G,21G)(48G,49N)(28G,26G,33N).

**Opponents:** (53G)(42G)(23G)(40G,45G)(40B,40G,50N)(40G,46G)(23G,37N,31G,46N)(34G)(44N)(45B,46G,32G)(29G,38G,49G,26G)(35G,33G)(1)(53N)(25G,23N,27G,27G).

## STARTERS

**Offense:** WR Reche Caldwell (14), Chad Jackson (1); LT Matt Light (16); LG Logan Mankins (16); C Dan Koppen (16); RG Stephen Neal (13), Billy Yates (3); RT Nick Kazur (9), Ryan O'Callaghan (6), Wesley Britt (1); TE Benjamin Watson (13), Daniel Graham (2), David Thomas (1); WR Troy Brown (9), Doug Gabriel (4), Jabar Gaffney (2); QB Tom Brady (16); RB Corey Dillon (13), Kevin Faulk (1); 2nd TE Daniel Graham (9), David Thomas (1); 3rd TE David Thomas (1); 3rd WR Jabar Gaffney (4); 4th WR Doug Gabriel (1), Kelvin Kight (1); FB Heath Evans (3).

**Defense:** LE: Ty Warren (15), Jarvis Green (1); NT/ LDT Vince Wilfork (13), Mike Wright (3); RE/RTD Richard Seymour (14), Mike Wright (1), Jarvis Green (1); RE/OLB Roosevelt Colvin (8), Tully Banta-Cain (5), Jarvis Green (2), Richard Seymour (1); ILB Tedy Bruschi (14), Mike Vrabel (2); ILB/OLB Junior Seau (10), Mike Vrabel (6); OLB Mike Vrabel (8), Roosevelt Colvin (7); LCB Chad Scott (6), Asante Samuel (6), Ellis Hobbs (4); RCB Asante Samuel (9), Ellis Hobbs (5), Chad Scott (2); SS Rodney Harrison (10), James Sanders (5), Chad Scott (1); FS Artrell Hawkins (12), Eugene Wilson (4); 5th Defensive Back Hank Poteat (1).

**2006 Coaching Staff:** Joel Collier, Secondary; Brian Daboll, Wide Receivers; Ivan Fears, Running Backs; Pepper Johnson, Defensive Line; Pete Mangurian, Tight Ends; Josh McDaniels, Offensive Coordinator/ Quarterbacks; Harold Nash, Assistant Strength and Conditioning; Matt Patricia, Linebackers; Dean Pees, Defensive Coordinator; Dante Scarnecchia, Assistant Head Coach/Offensive Line; Brad Seely, Special Teams; Mike Woicik, Strength and Conditioning.

**Pro Bowl (2):** DL Richard Seymour (5), T Matt Light (1).

PASSING	ATT	CMP	YARDS	CMP%	YDS/ATT	TD	TD%	INT	INT%	LG	SK/YDS	RATING
Brady	516	319	3529	61.8	6.8	24	4.7	12	2.3	62	26/175	87.9
Cassel	8	5	32	62.5	4.0	0	0.0	0	0.0	10	3/15	70.8
Testaverde	3	2	29	66.7	9.7	1	33.3	0	0.0	23	0/0	137.5
Patriots	527	326	3590	61.9	6.8	25	4.7	12	2.3	62	29/190	88.4
Opponents	518	294	3484	56.8	6.7	10	1.9	22	4.2	83	44/281	66.1



# 2007 FINAL STATISTICS (16-0)

Head Coach: Bill Belichick • AFC East Division Champions • Home Stadium: Gillette Stadium

DATE	W/L	SCORE	OPPONENT	ATTENDANCE
9/09	W	38-14	at N.Y. Jets	77,900
9/16	W	38-14	San Diego	68,756
9/23	W	38-7	Buffalo	68,756
10/01	W	34-13	at Cincinnati	66,113
10/07	W	34-17	Cleveland	68,756
10/14	W	48-27	at Dallas	63,984
10/21	W	49-28	at Miami	71,951
10/28	W	52-7	Washington	68,756
11/04	W	24-20	at Indianapolis	57,540
BYE WEEK				
11/18	W	56-10	at Buffalo	71,338
11/25	W	31-28	Philadelphia	68,756
12/03	W	27-24	at Baltimore	71,382
12/09	W	34-13	Pittsburgh	68,756
12/16	W	20-10	N.Y. Jets	68,756
12/23	W	28-7	Miami	68,756
12/29	W	38-35	at N.Y. Giants	79,110
AFC PLAYOFFS				
1/12	W	31-20	Jacksonville	68,756
1/20	W	21-12	San Diego	68,756
SUPER BOWL XLII (at Glendale, Ariz.)				
2/03	L	14-17	N.Y. Giants	71,101

## Team Statistics

	N.E.	OPP
<b>TOTAL FIRST DOWNS</b>	<b>393</b>	<b>278</b>
Rushing	124	91
Passing	243	172
Penalty	26	15
3rd Down: Made/Att	92/191	63/187
3rd Down Pct.	48.2	33.7
4th Down: Made/Att	15/21	11/20
4th Down Pct.	71.4	55.0
<b>POSSESSION AVG.</b>	<b>32:33</b>	<b>27:27</b>
<b>TOTAL NET YARDS</b>	<b>6580</b>	<b>4613</b>
Avg. Per Game	411.3	288.3
Total Plays	1058	933
Avg. Per Play	6.2	4.9
<b>NET YARDS RUSHING</b>	<b>1849</b>	<b>1572</b>
Avg. Per Game	115.6	98.3
Total Rushes	451	360
<b>NET YARDS PASSING</b>	<b>4731</b>	<b>3041</b>
Avg. Per Game	295.7	190.1
Sacked/Yards Lost	21/128	47/340
Gross Yards	4859	3381
Att./Completions	586/403	526/314
Completion Pct.	68.8	59.7
Had Intercepted	9	19
<b>PUNTS/AVERAGE</b>	<b>45/40.5</b>	<b>76/43.4</b>
<b>NET PUNTING AVG.</b>	<b>45/36.1</b>	<b>76/36.9</b>
<b>PENALTIES/YARDS</b>	<b>78/690</b>	<b>96/764</b>
<b>FUMBLES/BALL LOST</b>	<b>14/6</b>	<b>25/12</b>
<b>TOUCHDOWNS</b>	<b>17</b>	<b>34</b>
Rushing	7	7
Passing	50	23
Returns	8	4
<b>Score by Periods</b>	<b>1 2 3 4</b>	<b>0 1 2 3 4</b>
Patriots	134	199
Opponents	41	274

SCORING	TD	Ru	Pa	Rt	PAT	FG	S	TP
Moss	23	0	23	0				0 138
Gostkowski	0	0	0	0	74/74	21/24		0 137
Welker	8	0	8	0				0 48
Maroney	6	6	0	0				0 38
Watson	6	0	6	0				0 36
Gaffney	5	0	5	0				0 30
Evans	3	3	0	0				0 18
Morris	3	3	0	0				0 18
Stallworth	3	0	3	0				0 18
K. Brady	2	0	2	0				0 12
T. Brady	2	0	2	0				0 12
Eckel	2	2	0	0				0 12
Hobbs	2	0	2	0				0 12
Vrabel	2	0	2	0				0 12
Andrews	1	0	1	0				0 6
Cassel	1	1	0	0				0 6
Colvin	1	0	1	0				0 6
Faulk	1	0	1	0				0 6
Gay	1	0	1	0				0 6
Samuel	1	0	1	0				0 6
A. Thomas	1	0	1	0				0 6
Wilson	1	0	1	0				0 6
<b>Patriots</b>	<b>75</b>	<b>17</b>	<b>50</b>	<b>8</b>	<b>74/74</b>	<b>21/24</b>	<b>0</b>	<b>589</b>
<b>Opponents</b>	<b>34</b>	<b>7</b>	<b>23</b>	<b>4</b>	<b>34/34</b>	<b>12/14</b>	<b>0</b>	<b>274</b>

2-Pt. Conversions: Patriots 1-1 (Maroney), Opponents 0-0

RUSHING	NO	YDS	AVG	LG	TD
Maroney	185	835	4.5	59t	6
Morris	85	384	4.5	49	3
Faulk	62	265	4.3	14	0
Evans	34	121	3.6	11	3
T. Brady	37	98	2.6	19	2
Eckel	33	90	2.7	14	2
Welker	4	34	8.5	27	0
Cassel	4	12	3.0	15t	1
Stallworth	1	12	12.0	12	0
Watson	1	11	11.0	11	0
Gutierrez	5	-13	-2.6	-1	0
<b>Patriots</b>	<b>451</b>	<b>1849</b>	<b>4.1</b>	<b>59t</b>	<b>17</b>
<b>Opponents</b>	<b>360</b>	<b>1572</b>	<b>4.4</b>	<b>49</b>	<b>7</b>

RECEIVING	NO	YDS	AVG	LG	TD
Welker	112	1175	10.5	42	8
Moss	98	1493	15.2	65t	23
Faulk	47	383	8.1	23	1
Stallworth	46	697	15.2	69t	3
Gaffney	36	449	12.5	56t	5
Watson	36	389	10.8	35	6
K. Brady	9	70	7.8	20	2
Morris	6	35	5.8	18	0
Maroney	4	116	29.0	43	0
Evans	4	43	10.8	29	0
Vrabel	2	3	1.5	2t	2
D. Thomas	1	9	9.0	9	0
Eckel	1	6	6.0	6	0
Mankins	1	-9	-9.0	-9	0
<b>Patriots</b>	<b>403</b>	<b>4859</b>	<b>12.1</b>	<b>69t</b>	<b>50</b>
<b>Opponents</b>	<b>314</b>	<b>3381</b>	<b>10.8</b>	<b>73t</b>	<b>23</b>

INTERCEPTIONS	NO	YDS	AVG	LG	TD
Samuel	6	89	14.8	42	1
Gay	3	52	17.3	31	0
Seau	3	28	9.3	23	0
Sanders	2	43	21.5	42	0
A. Thomas	1	65	65.0	65t	1
Wilson	1	5	5.0	5t	1
Colvin	1	4	4.0	4	0
Harrison	1	2	2.0	2	0
Hobbs	1	0	0.0	0	0
<b>Patriots</b>	<b>19</b>	<b>288</b>	<b>15.2</b>	<b>65t</b>	<b>3</b>
<b>Opponents</b>	<b>9</b>	<b>131</b>	<b>14.6</b>	<b>36t</b>	<b>1</b>

PUNTING	NO	YDS	AVG	NET TB	IN20	LG	BLK	
Hanson	44	1821	41.4	36.1	6	13	64	1
<b>Patriots</b>	<b>45</b>	<b>1821</b>	<b>40.5</b>	<b>36.1</b>	<b>6</b>	<b>13</b>	<b>64</b>	<b>1</b>
<b>Opponents</b>	<b>76</b>	<b>3297</b>	<b>43.4</b>	<b>36.9</b>	<b>9</b>	<b>16</b>	<b>75</b>	<b>1</b>

**Sacks:** Vrabel 12.5, Green 6.5, A. Thomas 6.5, Colvin 4, Warren 4, Seau 3.5, Bruschi 2, Harrison 2, Wilfork 2, Seymour 1.5, Hobbs 1, (group) 1, Wright 0.5.

**Patriots 47.0, Opponents 21.0**

PUNT RETURNS	NO	FC	YDS	AVG	LG	TD
Welker	25	7	249	10.0	35	0
T. Brown	6	2	55	9.2	28	0
C. Jackson	2	0	7	3.5	6	0
Faulk	0	9	0	---	---	0
<b>Patriots</b>	<b>33</b>	<b>18</b>	<b>311</b>	<b>9.4</b>	<b>35</b>	<b>0</b>
<b>Opponents</b>	<b>14</b>	<b>8</b>	<b>75</b>	<b>5.4</b>	<b>33</b>	<b>0</b>

KICK RETURNS	NO	YDS	AVG	LG	TD
Hobbs	35	911	26.0	108t	1
Welker	7	176	25.1	33	0
C. Jackson	5	85	17.0	39	0
Andrews	4	149	37.3	77t	1
Faulk	2	47	23.5	27	0
Evans	1	13	13.0	13	0
Vrabel	1	3	3.0	3	0
<b>Patriots</b>	<b>55</b>	<b>1384</b>	<b>25.2</b>	<b>108t</b>	<b>2</b>
<b>Opponents</b>	<b>92</b>	<b>2030</b>	<b>22.1</b>	<b>74t</b>	<b>1</b>

FIELD GOALS	1-19	20-29	30-39	40-49	50+
Gostkowski	0/0	10/10	8/9	3/5	0/0
<b>Patriots</b>	<b>0/0</b>	<b>10/10</b>	<b>8/9</b>	<b>3/5</b>	<b>0/0</b>
<b>Opponents</b>	<b>0/0</b>	<b>5/5</b>	<b>2/3</b>	<b>4/4</b>	<b>1/2</b>

**Gostkowski:** (22G) (41N, 24G) (24G) (31G, 36G) (20G, 25G) (45G, 22G) (36G) (34G) (23G, 32N) (21G, 38G) (48N, 42G, 28G) (26G, 34G) (37G, 45G, 37G)

**Opponents:** (0) (0) (40G, 48G) (42G) (38G, 23G) (0) (50N, 21G, 25G) (52G) (0) (29G) (23G, 44G) (33G, 35N) (0) (0)

## STARTERS

**Offense:** WR Randy Moss (16); LT Matt Light (16); LG Logan Mankins (16); C Dan Koppen (15), Russ Hochstein (1); RG Stephen Neal (8), Russ Hochstein (7), Billy Yates (1); RT Nick Kaczur (15), Ryan O'Callaghan (1); TE Benjamin Watson (8), Kyle Brady (5); WR Wes Welker (13), Dante Stallworth (1), Jabar Gaffney (1); QB Tom Brady (16); RB Kevin Faulk (8), Laurence Maroney (6), Sammy Morris (2); 2nd TE Kyle Brady (4), Wesley Britt (1); 3rd WR Dante Stallworth (8), Jabar Gaffney (6); FB Heath Evans (1).

**Defense:** LE: Ty Warren (16); NT/DT Vince Wilfork (16); RE/DT Richard Seymour (8), Jarvis Green (7), Mike Wright (1); RE/OLB Roosevelt Colvin (9), Jarvis Green (3), Adalius Thomas (4); ILB Tedy Bruschi (16); ILB/OLB Adalius Thomas (11), Junior Seau (4), Rodney Harrison (1); OLB Mike Vrabel (15), Roosevelt Colvin (1); LCB Asante Samuel (14), Randall Gay (2); RCB Ellis Hobbs (16); SS Rodney Harrison (10), James Sanders (6); FS James Sanders (9), Eugene Wilson (6), Randall Gay (1).

**2007 Coaching Staff:** Nick Caserio, Wide Receivers; Joel Collier, Secondary; Don Davis, Assistant Strength and Conditioning; Ivan Fears, Running Backs; Pepper Johnson, Defensive Line; Pete Mangurian, Tight Ends; Josh McDaniels, Offensive Coordinator/Quarterbacks; Harold Nash, Assistant Strength and Conditioning; Matt Patricia, Linebackers; Dean Pees, Defensive Coordinator; Dante Scarnechia, Assistant Head Coach/Offensive Line; Brad Seely, Special Teams; Mike Woicik, Strength and Conditioning.

**Pro Bowl (8):** QB Tom Brady (4), C Dan Koppen (1), T Matt Light (2), G Logan Mankins (1), WR Randy Moss (6), CB Asante Samuel (1), LB Mike Vrabel (1), NT Vince Wilfork (1).

PASSING	ATT	CMP	YARDS	CMP%	YDS/ATT	TD	TD%	INT	INT%	LG	SK/YDS	RATING
T. Brady	578	398	4806	68.9	8.31	50	8.7	8	1.4	69t	21/128	117.2
Cassel	7	4	38	57.1	5.43	0	0.0	1	14.3	21	0/0	32.7
Gutierrez	1	1	15	100.0	15.00	0	0.0	0	0.0	15	0/0	118.8
<b>Patriots</b>	<b>586</b>	<b>403</b>	<b>4859</b>	<b>68.8</b>	<b>8.29</b>	<b>50</b>	<b>8.5</b>	<b>9</b>	<b>1.5</b>	<b>69t</b>	<b>21/128</b>	<b>116.0</b>
<b>Opponents</b>	<b>526</b>	<b>314</b>	<b>3381</b>	<b>59.7</b>	<b>6.43</b>	<b>23</b>	<b>4.4</b>	<b>19</b>	<b>3.6</b>	<b>73t</b>	<b>47/340</b>	<b>78.1</b>

# 2008 FINAL STATISTICS (11-5)

Head Coach: Bill Belichick • Second in AFC East • Home Stadium: Gillette Stadium

DATE	W/L	SCORE	OPPONENT	ATTENDANCE
9/07	W	17-10	Kansas City	68,756
9/14	W	19-10	at N.Y. Jets	78,554
9/21	L	13-38	Miami	68,756
BYE WEEK				
10/05	W	30-21	at San Francisco	67,650
10/12	L	10-30	at San Diego	68,704
10/20	W	41-7	Denver	68,756
10/26	W	23-16	St. Louis	68,756
11/02	L	15-18	at Indianapolis	66,508
11/09	W	20-10	Buffalo	68,756
11/13	L	31-34	N.Y. Jets	68,756
11/23	W	48-28	at Miami OT	67,146
11/30	L	10-33	Pittsburgh	68,756
12/07	W	24-21	at Seattle	68,077
12/14	W	49-26	at Oakland	62,179
12/21	W	47-7	Arizona	68,756
12/28	W	13-0	at Buffalo	71,282

RUSHING	NO	YDS	AVG	LG	TD
Morris	156	727	4.7	35	7
Faulk	83	507	6.1	41	3
Jordan	80	363	4.5	49t	4
Green-Ellis	74	275	3.7	15	5
Cassel	73	270	3.7	19	2
Maroney	28	93	3.3	17	0
Welker	3	26	8.7	19	0
Evans	11	23	2.1	4	0
Moss	2	0	0.0	2	0
O'Connell	3	-6	-2.0	-2	0
<b>Patriots</b>	<b>513</b>	<b>2278</b>	<b>4.4</b>	<b>49t</b>	<b>21</b>
<b>Opponents</b>	<b>415</b>	<b>1722</b>	<b>4.1</b>	<b>62t</b>	<b>8</b>

RECEIVING	NO	YDS	AVG	LG	TD
Welker	111	1165	10.5	64	3
Moss	69	1008	14.6	76t	11
Faulk	58	486	8.4	22	3
Gaffney	38	468	12.3	37	2
Watson	22	209	9.5	29	2
Morris	17	161	9.5	42	0
D.Thomas	9	93	10.3	18	0
Aiken	8	101	12.6	43	0
Evans	3	59	19.7	28	0
Green-Ellis	3	37	12.3	20	0
Washington	1	3	3.0	3	0
<b>Patriots</b>	<b>339</b>	<b>3790</b>	<b>11.2</b>	<b>76t</b>	<b>21</b>
<b>Opponents</b>	<b>288</b>	<b>3461</b>	<b>12.0</b>	<b>78t</b>	<b>27</b>

INTERCEPTIONS	NO	YDS	AVG	LG	TD
Meriweather	4	25	6.3	19	0
O'Neal	3	49	16.3	47	0
Hobbs	3	0	0.0	4	0
Wilhite	1	16	16.0	16	0
J.Sanders	1	9	9.0	9	0
Vrabel	1	5	5.0	5	0
Harrison	1	0	0.0	0	0
<b>Patriots</b>	<b>14</b>	<b>104</b>	<b>7.4</b>	<b>47</b>	<b>0</b>
<b>Opponents</b>	<b>11</b>	<b>186</b>	<b>16.9</b>	<b>89</b>	<b>0</b>

PUNTING	NO	YDS	AVG	NET	TB	INT	LG	BLK
Hanson	49	2143	43.7	36.4	10	19	70	0
Cassel	1	57	57.0	57.0	0	1	57	0
<b>Patriots</b>	<b>50</b>	<b>2200</b>	<b>44.0</b>	<b>36.8</b>	<b>10</b>	<b>20</b>	<b>70</b>	<b>0</b>
<b>Opponents</b>	<b>75</b>	<b>3228</b>	<b>43.0</b>	<b>36.2</b>	<b>20</b>	<b>82</b>	<b>0</b>	<b>0</b>

PUNT RETURNS	NO	FC	YDS	AVG	LG	TD
Welker	24	6	237	9.9	44	0
Faulk	10	9	132	13.2	24	0
O'Neal	2	1	2	1.0	2	0
<b>Patriots</b>	<b>36</b>	<b>16</b>	<b>371</b>	<b>10.3</b>	<b>44</b>	<b>0</b>
<b>Opponents</b>	<b>11</b>	<b>13</b>	<b>158</b>	<b>14.4</b>	<b>30</b>	<b>0</b>

KICK RETURNS	NO	YDS	AVG	LG	TD
Hobbs	45	1281	28.5	95t	1
Slater	11	155	14.1	31	0
Morris	2	37	18.5	24	0
Faulk	2	36	18.0	25	0
Neal	1	27	27.0	27	0
Welker	1	26	26.0	26	0
<b>Patriots</b>	<b>62</b>	<b>1562</b>	<b>25.2</b>	<b>95t</b>	<b>1</b>
<b>Opponents</b>	<b>75</b>	<b>1672</b>	<b>22.3</b>	<b>92t</b>	<b>2</b>

**Sacks:** Seymour 8.0, A.Thomas 5.0, Vrabel 4.0, Wright 2.5, Meriweather 2.0, Wilfork 2.0, Green 2.0, Warren 2.0, Hobbs 1.5, Woods 1.0  
**Patriots 31.0, Opponents 48.0**

## Team Statistics

	PATS	OPP
<b>TOTAL FIRST DOWNS</b>	<b>356</b>	<b>268</b>
Rushing	145	78
Passing	186	176
Penalty	25	14
3rd Down: Made/Att	96/222	91/205
3rd Down Pct.	43.2	44.4
4th Down: Made/Att	17/22	2/10
4th Down Pct.	77.3	20.0
<b>POSSESSION AVG.</b>	<b>32.09</b>	<b>27.51</b>
<b>TOTAL NET YARDS</b>	<b>5847</b>	<b>4944</b>
Avg. Per Game	365.4	309.0
Total Plays	1095	920
Avg. Per Play	5.3	5.4
<b>NET YARDS RUSHING</b>	<b>2278</b>	<b>1722</b>
Avg. Per Game	142.4	107.6
Total Rushes	513	415
<b>NET YARDS PASSING</b>	<b>3569</b>	<b>3222</b>
Avg. Per Game	223.1	201.4
Sacked/Yards Lost	48/221	31/239
Gross Yards	3790	3461
Attempts/Completions	534/339	474/288
Completion Pct.	63.5	60.8
Had Intercepted	11	14
<b>PUNTS/AVERAGE</b>	<b>50/44.0</b>	<b>75/43.0</b>
<b>NET PUNTING AVG.</b>	<b>36.8</b>	<b>36.2</b>
<b>PENALTIES/YARDS</b>	<b>57/501</b>	<b>81/636</b>
<b>FUMBLES/BALL LOST</b>	<b>17/10</b>	<b>17/8</b>
<b>TOUCHDOWNS</b>	<b>43</b>	<b>37</b>
Rushing	21	8
Passing	21	27
Returns	1	2
<b>Score by Periods</b>	<b>1 2 3 4</b>	<b>OT Total</b>
<b>Patriots</b>	<b>84 123 106 97</b>	<b>0 410</b>
<b>Opponents</b>	<b>75 79 61 91</b>	<b>3 309</b>

SCORING	TD	Ru	Pa	Rt	PAT	FG	S	TP
Gostkowski	0	0	0	0	40/40	36/40	0	148
Moss	11	0	11	0	0/0	0/0	0	66
Morris	7	7	0	0	0/0	0/0	0	42
Faulk	6	3	3	0	0/0	0/0	0	36
Green-Ellis	5	5	0	0	0/0	0/0	0	30
Jordan	4	4	0	0	0/0	0/0	0	24
Welker	3	0	3	0	0/0	0/0	0	20
Gaffney	2	0	2	0	0/0	0/0	0	14
Watson	2	2	0	0	0/0	0/0	0	12
Cassel	2	2	0	0	0/0	0/0	0	12
Hobbs	1	0	0	1	0/0	0/0	0	6
<b>Patriots</b>	<b>43</b>	<b>21</b>	<b>21</b>	<b>1</b>	<b>40/40</b>	<b>36/40</b>	<b>0</b>	<b>410</b>
<b>Opponents</b>	<b>37</b>	<b>8</b>	<b>27</b>	<b>2</b>	<b>34/35</b>	<b>17/21</b>	<b>1</b>	<b>309</b>
<b>2-Pt. Conversions: Patriots 2-3 (Gaffney, Welker), Opponents: 1-2</b>								

PASSING	ATT	CMP	YARDS	CMP%	YDS/ATT	TD	TD%	INT	INT%	LG	SK/YDS	RATING
M.Cassel	516	327	3693	63.4	7.16	21	4.1	11	2.1	76t	47/219	89.4
T.Brady	11	7	76	63.6	6.91	0	0.0	0	0.0	26	0/0	83.9
K.O'Connell	6	4	23	66.7	3.83	0	0.0	0	0.0	12	1/2	73.6
K.Faulk	1	1	-2	100.0	-2.00	0	0.0	0	0.0	-2	0/0	79.2
<b>Patriots</b>	<b>534</b>	<b>339</b>	<b>3790</b>	<b>63.5</b>	<b>7.10</b>	<b>21</b>	<b>3.9</b>	<b>11</b>	<b>2.1</b>	<b>76t</b>	<b>48/221</b>	<b>89.1</b>
<b>Opponents</b>	<b>474</b>	<b>288</b>	<b>3461</b>	<b>60.8</b>	<b>7.30</b>	<b>27</b>	<b>5.7</b>	<b>14</b>	<b>3.0</b>	<b>78t</b>	<b>31/239</b>	<b>89.8</b>

FIELD GOALS	1-19	20-29	30-39	40-49	50+
Gostkowski	0/0	10/12	16/16	9/11	1/1
<b>Patriots</b>	<b>0/0</b>	<b>10/12</b>	<b>16/16</b>	<b>9/11</b>	<b>1/1</b>
<b>Opponents</b>	<b>0/0</b>	<b>10/10</b>	<b>3/4</b>	<b>3/6</b>	<b>1/1</b>
<b>Gostkowski:</b> (37G)(21G,37G,28G,27G)(37G,44G)(35G,40G,49G)(48N,47G)(31G,40G)(30G,27G,41G)(29G,35G,25G)(32G,49N,37G)(42G,31G,47G)(30G,30G)(29G,27N)(50G,42G,27G)(38G,35G,24G,30G)(33G,26N,23G)					
<b>Opponents:</b> (40G)(31N,21G)(39G)(25G,44N,35G,23G)(20G,44G,25G)(52G)(25G)(22G,34G)(20G,25G,20G,40N,45G)(0)(47N)					

## STARTERS

**Offense:** WR Randy Moss (16); LT Matt Light (16); LG Logan Mankins (16); C Dan Koppen (16); RG Stephen Neal (9), Billy Yates (7); RT Nick Kaczur (14), Mark LeVoir (2); TE Benjamin Watson (9), David Thomas (5); WR Wes Welker (14); QB Matt Cassel (15), Tom Brady (1); RB Sammy Morris (7), Kevin Faulk (3), BenJarvus Green-Ellis (3), Laurence Maroney (3); 2nd TE David Thomas (5); 3rd WR Jabar Gaffney (7); 4th WR Sam Aiken (2); FB Heath Evans (4), Russ Hochstein (2).

**Defense:** LE Ty Warren (13), Mike Wright (2), Jarvis Green (1); NT/DT Vince Wilfork (16); RE/DT Richard Seymour (15), Jarvis Green (1); RE/OLB Adalius Thomas (8), Roosevelt Colvin (3), Pierre Woods (3), Jarvis Green (1), Gary Guyton (1); ILB Jerod Mayo (16); ILB Tedy Bruschi (12), Junior Seau (2), Gary Guyton (1); OLB Mike Vrabel (14), Adalius Thomas (1); LCB Deltha O'Neal (10), Jonathan Wilhite (4), Lewis Sanders (1), Terrence Wheatley (1); RCB Ellis Hobbs (16); SS Brandon Meriweather (10), Rodney Harrison (6); FS James Sanders (14), Lewis Sanders (2); 5th DB Brandon Meriweather (1), Lewis Sanders (1).

**2008 Coaching Staff:** Dom Capers, Special Assistant/Secondary; Ivan Fears, Running Backs; Pepper Johnson, Defensive Line; Pete Mangurian, Tight Ends; Josh McDaniels, Offensive Coordinator/Quarterbacks; Harold Nash, Assistant Strength and Conditioning; Bill O'Brien, Wide Receivers; Matt Patricia, Linebackers; Dean Pees, Defensive Coordinator; Dante Scarnecchia, Assistant Head Coach/Offensive Line; Brad Seely, Special Teams; Mike Woicik, Strength and Conditioning.

**Pro Bowl (2):** K Stephen Gostkowski (1), WR Wes Welker (1).

# 2009 FINAL STATISTICS (10-6)

Head Coach: Bill Belichick • AFC East Division Champions • Home Stadium: Gillette Stadium

DATE	W/L	SCORE	OPPONENT	ATTENDANCE
9/14	W	25-24	Buffalo	68,756
9/20	L	9-16	at N.Y. Jets	78,312
9/27	W	26-10	Atlanta	68,756
10/04	W	27-21	Baltimore	68,756
10/11	L	17-20	at Denver OT	76,011
10/18	W	59-0	Tennessee	68,756
10/25	W	35-7	at Tampa Bay#	84,254
BYE WEEK				
11/08	W	27-17	Miami	68,756
11/15	L	34-35	at Indianapolis	67,476
11/22	W	31-14	N.Y. Jets	68,756
11/30	L	17-38	at New Orleans	70,768
12/06	L	21-22	at Miami	70,102
12/13	W	20-10	Carolina	68,756
12/20	W	17-10	at Buffalo	70,000
12/27	W	35-7	Jacksonville	68,756
1/3	L	27-34	at Houston	71,029

# Game played in London

## AFC PLAYOFFS

1/10	L	33-14	Baltimore	68,756
------	---	-------	-----------	--------

## Team Statistics

	PATS	OPP
<b>TOTAL FIRST DOWNS</b>	<b>373</b>	<b>289</b>
Rushing	114	80
Passing	222	193
Penalty	37	16
3rd Down: Made/Att	90/206	72/194
3rd Down Pct.	43.7	37.1
4th Down: Made/Att	11/22	10/21
4th Down Pct.	50.0	47.6
<b>POSSESSION AVG.</b>	<b>32:55</b>	<b>27:05</b>
<b>TOTAL NET YARDS</b>	<b>6357</b>	<b>5123</b>
Avg. Per Game	397.3	320.2
Total Plays	1076	941
Avg. Per Play	5.9	5.4
<b>NET YARDS RUSHING</b>	<b>1921</b>	<b>1768</b>
Avg. Per Game	120.1	110.5
Total Rushes	466	398
<b>NET YARDS PASSING</b>	<b>4436</b>	<b>3355</b>
Avg. Per Game	277.3	209.7
Sacked/Yards Lost	18/104	31/229
Gross Yards	4540	3584
Attempts/Completions	592/390	512/300
Completion Pct.	65.9	58.6
Had Intercepted	13	18
<b>PUNTS/AVERAGE</b>	<b>57/39.0</b>	<b>79/41.4</b>
<b>NET PUNTING AVG.</b>	<b>34.1</b>	<b>35.4</b>
<b>PENALTIES/YARDS</b>	<b>81/743</b>	<b>91/780</b>
<b>FUMBLES/BALL LOST</b>	<b>17/9</b>	<b>28/10</b>
<b>TOUCHDOWNS</b>	<b>50</b>	<b>35</b>
Rushing	19	6
Passing	28	25
Returns	3	4

Score by Periods	1	2	3	4	OT	Total
Patriots	99	183	70	75	0	427
Opponents	47	89	53	93	3	285

SCORING	TD	R	Pa	Rt	PAT	FG	S	TP
Gostkowski	0	0	0	0	47/47	26/31	0	125
Moss	13	0	13	0	0/0	0/0	0	80
Maroney	9	9	0	0	0/0	0/0	0	54
Watson	5	0	5	0	0/0	0/0	0	30
F. Taylor	4	4	0	0	0/0	0/0	0	24
Welker	4	0	4	0	0/0	0/0	0	24
Faulk	3	2	1	0	0/0	0/0	0	18
Aiken	2	0	2	0	0/0	0/0	0	12
Baker	2	0	2	0	0/0	0/0	0	12
Morris	2	2	0	0	0/0	0/0	0	12
Bodden	1	0	0	1	0/0	0/0	0	6
Brady	1	1	0	0	0/0	0/0	0	6
Butler	1	0	0	1	0/0	0/0	0	6
Edelman	1	0	1	0	0/0	0/0	0	6
Hoyer	1	1	0	0	0/0	0/0	0	6
Meriweather	1	0	0	1	0/0	0/0	0	6
<b>Patriots</b>	<b>50</b>	<b>19</b>	<b>28</b>	<b>3</b>	<b>47/47</b>	<b>26/31</b>	<b>0</b>	<b>427</b>
<b>Opponents</b>	<b>35</b>	<b>6</b>	<b>25</b>	<b>4</b>	<b>33/34</b>	<b>14/20</b>	<b>0</b>	<b>285</b>

RUSHING	NO	YDS	AVG	LG	TD
Maroney	194	757	3.9	45t	9
Faulk	62	335	5.4	29	2
Morris	73	319	4.4	55	2
F. Taylor	63	269	4.3	19	4
Green-Ellis	26	114	4.4	29	0
Brady	29	44	1.5	9	1
Welker	5	36	7.2	11	0
Hoyer	10	25	2.5	20	1
Tate	1	11	11.0	11	0
Slater	1	6	6.0	6	0
Edelman	2	5	2.5	5	0
<b>Patriots</b>	<b>466</b>	<b>1921</b>	<b>4.1</b>	<b>55</b>	<b>6</b>
<b>Opponents</b>	<b>398</b>	<b>1768</b>	<b>4.4</b>	<b>50</b>	<b>6</b>

RECEIVING	NO	YDS	AVG	LG	TD
Welker	123	1348	11.0	58	4
Moss	83	1264	15.2	71t	13
Edelman	37	359	9.7	29	1
Faulk	37	301	8.1	38t	1
Watson	29	404	13.9	36	5
Aiken	20	326	16.3	81t	2
Morris	19	180	9.5	35	0
Baker	14	142	10.1	36t	2
Maroney	14	99	7.1	17	0
Galloway TM	7	67	9.6	19	0
Stanback	3	22	7.3	9	0
F. Taylor	2	17	8.5	13	0
Green-Ellis	2	11	5.5	6	0
<b>Patriots</b>	<b>390</b>	<b>4540</b>	<b>11.6</b>	<b>81t</b>	<b>28</b>
<b>Opponents</b>	<b>300</b>	<b>3584</b>	<b>11.9</b>	<b>75t</b>	<b>25</b>

INTERCEPTIONS	NO	YDS	AVG	LG	TD
Meriweather	5	149	29.8	56	1
Bodden	5	60	12.0	53t	1
Butler	3	91	30.3	91t	1
Wilhite	2	17	8.5	17	0
Springs	1	8	8.0	8	0
Chung	1	2	2.0	2	0
Moss	1	0	0.0	0	0
<b>Patriots</b>	<b>18</b>	<b>327</b>	<b>18.2</b>	<b>91t</b>	<b>3</b>
<b>Opponents</b>	<b>13</b>	<b>146</b>	<b>11.2</b>	<b>38</b>	<b>1</b>

PUNTING	NO	YDS	AVG	NET	TB	IN	LG	BLK
Hanson	56	2221	39.7	34.1	5	18	56	1
<b>Patriots</b>	<b>57</b>	<b>2221</b>	<b>39.0</b>	<b>34.1</b>	<b>5</b>	<b>18</b>	<b>56</b>	<b>1</b>
<b>Opponents</b>	<b>79</b>	<b>3267</b>	<b>41.4</b>	<b>35.4</b>	<b>2</b>	<b>22</b>	<b>64</b>	<b>0</b>

PUNT RETURNS	NO	FC	YDS	AVG	LG	TD
Welker	27	16	338	12.5	69	0
Edelman	6	1	63	10.5	35	0
Faulk	5	2	31	6.2	15	0
<b>Patriots</b>	<b>38</b>	<b>19</b>	<b>432</b>	<b>11.4</b>	<b>69</b>	<b>0</b>
<b>Opponents</b>	<b>20</b>	<b>16</b>	<b>180</b>	<b>9.0</b>	<b>31</b>	<b>0</b>

KICK RETURNS	NO	YDS	AVG	LG	TD
Maroney	13	279	21.5	52	0
Edelman	11	241	21.9	32	0
Slater	11	269	24.5	35	0
Faulk	6	144	24.0	32	0
Butler	5	104	20.8	26	0
Tate	4	106	26.5	34	0
Welker	2	45	22.5	27	0
Connolly	1	16	16.0	16	0
Stanback	1	22	22.0	22	0
<b>Patriots</b>	<b>54</b>	<b>1226</b>	<b>22.7</b>	<b>52</b>	<b>0</b>
<b>Opponents</b>	<b>70</b>	<b>1705</b>	<b>24.4</b>	<b>51</b>	<b>0</b>

Sacks:	Banta-Cain	10.0	D. Burgess	5	Wright	5	A. Thomas	3	Chung	2	Guyton	1.5	Mayo	1.5	Green	1	Ninkovich	1	Warren	1
<b>Patriots</b>	<b>31.0</b>		<b>Opponents</b>	<b>18.0</b>																

FIELD GOALS	1-19	20-29	30-39	40-49	50+
Gostkowski	0/0	7/7	12/13	5/8	2/3
<b>Patriots</b>	<b>0/0</b>	<b>7/7</b>	<b>12/13</b>	<b>5/8</b>	<b>2/3</b>
<b>Opponents</b>	<b>0/0</b>	<b>6/6</b>	<b>4/6</b>	<b>3/4</b>	<b>1/4</b>

**Gostkowski:** (41N, 20G, 28G) (45G, 25G, 29G) (21G, 33G, 22G, 33G) (32G, 33G) (53G, 40N) (39N, 33G) ( ) (30G, 38G, 34G, 40G) (31G, 36G) (26G, 40N) (36G, 50N) ( ) (48G, 47G) (30G) ( ) (51G, 43G)

**Opponents:** (40G) (33G, 24G, 39G) (26G) ( ) (48N, 24G, 41G) ( ) ( ) (52G) ( ) ( ) (30G, 37N) (29G, 24G, 41G) (53N, 36G) (25G, 56N) ( ) ( ) (56N, 38N)

## STARTERS

**Offense:** WR Randy Moss (16); LT Matt Light (11), Sebastian Vollmer (5); LG Logan Mankins (16); C Dan Koppen (16); RG Stephen Neal (12), Dan Connolly (4); RT Nick Kaczur (13), Sebastian Vollmer (3); TE Benjamin Watson (7), Chris Baker (2); WR Wes Welker (13); Joey Galloway (2); QB Tom Brady (16); Kevin Faulk (7), Laurence Maroney (5), RB Sammy Morris (3), Fred Taylor (1); 2nd TE Chris Baker (5); 3rd WR Sam Aiken (7), Julian Edelman (5); 4th WR Julian Edelman (2), Isaiah Stanback (2), Brandon Tate (1); FB Sammy Morris (1); 2nd RB Sammy Morris (1).

**Defense:** LE Ty Warren (12), Ron Brace (1), Derrick Burgess (1), Mike Wright (1); LDT Vince Wilfork (2); NT Vince Wilfork (6), Mike Wright (2), Ron Brace (1); DT Vince Wilfork (5), Mike Wright (3); RE Jarvis Green (10), Mike Wright (3), Tully Banta-Cain (1), Derrick Burgess (1); RT Jarvis Green (2); OLB Adalius Thomas (10), Tully Banta-Cain (9), Pierre Woods (5), Derrick Burgess (4), Gary Guyton (1); ILB Jerod Mayo (12), Gary Guyton (13); MLB Gary Guyton (2), Adalius Thomas (1); LCB Shawn Springs (8), Jonathan Wilhite (4), Darius Butler (3), Leigh Bodden (1); RCB Leigh Bodden (13), Jonathan Wilhite (3); SS Brandon Meriweather (16); FS Brandon McGowan (11), James Sanders (5); 5th DB Darius Butler (2), Patrick Chung (1), Jonathan Wilhite (1).

**2009 Coaching Staff:** Josh Boyer, Defensive Back; Ivan Fears, Running Backs; Pepper Johnson, Defensive Line; Harold Nash, Assistant Strength and Conditioning; Bill O'Brien, Quarterbacks; Scott O'Brien, Special Teams; Chad O'Shea, Receivers; Matt Patricia, Linebackers; Dean Pees, Defensive Coordinator; Dante Scarnecchia, Assistant Head Coach/Offensive Line; Shane Waldron, Tight Ends; Mike Woicik, Strength and Conditioning.

**Pro Bowl (5):** QB Tom Brady (5), G Logan Mankins (2), S Brandon Meriweather (1), WR Wes Welker (2), NT Vince Wilfork (2).

2-Pt. Conversions: Patriots 1-3 (Moss)

Opponents: 0-1.

## RESULTS

DATE	W/L SCORE	OPPONENT	ATTENDANCE
9/12	W 38-24	Cincinnati	68,756
9/19	L 28-23	San Diego	78,535
9/26	W 38-30	Buffalo	68,686
10/04	W 41-10	at Miami	69,090
BYE WEEK			
10/17	W 23-20	Baltimore OT	68,756
10/24	W 23-20	at San Diego	68,836
10/31	W 28-18	Minnesota	68,756
11/07	L 14-34	Cleveland	66,292
11/14	W 39-26	at Pittsburgh	64,359
11/21	W 31-28	Indianapolis	68,756
11/25	W 45-24	at Detroit	60,965
12/06	W 45-3	N.Y. Jets	68,756
12/12	W 36-7	at Chicago	62,347
12/19	W 31-27	Green Bay	68,756
12/26	W 34-3	at Buffalo	68,281
1/02	W 38-7	Miami	68,756
AFC PLAYOFFS			
1/16	L 28-21	N.Y. Jets	68,756

RUSHING	NO	YDS	AVG	LG	TD
Green-Ellis	229	1008	4.4	36t	13
Woodhead	97	547	5.6	36t	5
Taylor	43	155	3.6	24	0
Tate	5	62	12.4	22	0
Morris	20	56	2.8	9	0
Hernandez	3	47	15.7	18	0
Faulk	8	45	5.6	11	0
Brady	31	30	1.0	9	1
Clayton	6	17	2.8	5	0
Edelman	2	14	7.0	13	0
Hoyer	10	-8	-8	1	0
<b>Patriots</b>	<b>454</b>	<b>1973</b>	<b>4.3</b>	<b>36t</b>	<b>19</b>
<b>Opponents</b>	<b>409</b>	<b>1728</b>	<b>4.2</b>	<b>36t</b>	<b>10</b>

RECEIVING	NO	YDS	AVG	LG	TD
Welker	86	848	9.9	35	7
Branch	48	706	14.7	79	5
Hernandez	45	563	12.5	46	6
Gronkowski	42	546	13.0	28	10
Woodhead	34	379	11.1	50	1
Tate	24	432	18.0	65	3
Green-Ellis	12	85	7.1	16	0
Moss TM	9	139	15.4	35	3
Edelman	7	86	12.3	40	0
Morris	7	77	11.0	22	0
Faulk	6	62	10.3	21	0
Crumpler	6	52	8.7	27	2
Price	3	41	13.7	18	0
Taylor	2	6	3.0	7	0
<b>Patriots</b>	<b>331</b>	<b>4022</b>	<b>12.2</b>	<b>791</b>	<b>37</b>
<b>Opponents</b>	<b>388</b>	<b>4348</b>	<b>11.2</b>	<b>696</b>	<b>25</b>

INTERCEPTIONS	NO	YDS	AVG	LG	TD
McCourtney	7	110	15.7	50	0
Chung	3	96	32.0	51t	1
Sanders	3	60	20.0	32t	1
Meriweather	3	39	13.0	39	0
Guyton	2	72	36.0	59t	1
Ninkovich	2	1	0.5	1	0
Page	2	0	0.0	0	0
Arrington	1	36	36.0	36t	1
Spikes	1	5	5.0	5	0
Fletcher	1	0	0.0	0	0
<b>Patriots</b>	<b>25</b>	<b>419</b>	<b>16.8</b>	<b>59t</b>	<b>4</b>
<b>Opponents</b>	<b>5</b>	<b>12</b>	<b>2.4</b>	<b>12</b>	<b>0</b>

PUNTING	NO	YDS	AVG	NET	TB	IN	LG	BLK
Mesko	58	2505	43.2	38.4	5	19	65	0
Patriots	58	2505	43.2	38.4	5	19	65	0

PUNT RETURNS	NO	FC	YDS	AVG	LG	TD
Edelman	21	6	321	15.3	94t	1
Welker	5	7	36	7.2	22	0
Tate	1	0	4	4.0	4	0
Faulk	0	1	0	0	0	0
<b>Patriots</b>	<b>27</b>	<b>14</b>	<b>361</b>	<b>13.4</b>	<b>94t</b>	<b>1</b>
<b>Opponents</b>	<b>25</b>	<b>14</b>	<b>179</b>	<b>7.2</b>	<b>18</b>	<b>0</b>

KICK RETURNS	NO	YDS	AVG	LG	TD
Tate	41	1057	25.8	136	2
Crumpler	5	18	3.6	7	0
Morris	5	66	13.2	23	0
Connolly	3	90	30.0	71	0
Green-Ellis	1	0	0.0	0	0
Fletcher	1	0	0.0	0	0
<b>Patriots</b>	<b>56</b>	<b>1231</b>	<b>22.0</b>	<b>103</b>	<b>2</b>
<b>Opponents</b>	<b>81</b>	<b>1826</b>	<b>22.5</b>	<b>95</b>	<b>1</b>

**Sacks:** Wright 5.5, Banta-Cain 5.0, Ninkovich 4.0, G. Warren 3.5, Guyton 3.0, Deaderick 2.0, Fletcher 2.0, Mayo 2.0, Moore 2.0, Wilfork 2.0, Cunningham 1.0, Love 1.0, McCourty 1.0, Woods 1.0, Crable 0.5, Pryor 0.5  
**Patriots 36.0, Opponents 25.0**

FIELD GOALS	1-19	20-29	30-39	40-49	50+
Gostkowski	0/0	2/2	6/7	2/3	0/1
Graham	1/1	5/5	5/5	1/1	0/0
<b>Patriots</b>	<b>1/1</b>	<b>7/7</b>	<b>11/12</b>	<b>3/4</b>	<b>0/1</b>
<b>Opponents</b>	<b>1/1</b>	<b>6/7</b>	<b>9/9</b>	<b>2/4</b>	<b>1/5</b>

**Gostkowski:** (32G, 47N, 56N) (37N) (43G)  
(23G, 30G) (38G, 24G, 35G) (40G, 35G, 35G)  
( ) ( ) ( ) ( ) ( ) ( ) ( ) ( ) ( ) ( )  
**Graham:** ( ) ( ) ( ) ( ) ( ) ( ) ( ) ( ) (31G, 36G)  
(25G) (19G) (41G) (30G, 25G, 29G) (38G)  
(34G 26G) (28G)

**Opponents:** (54G) (49G, 36G) (39G, 39G, 34G, 51N) (53B) (26G, 25G) (32G, 28G, 50N) (24G, 38G, 37G) (22G, 26N) ( ) (44G, 46N) (53M, 39G) ( ) (31G, 19G) (26G) (40N)

**Offense:** WR Wes Welker (11), Brandon Tate (5); LT Matt Light (16); LG Logan Mankins (9); Dan Connolly (7); C Dan Koppin (16); RG Stephen Neal (8), Dan Connolly (6), Ryan Wendell (2); RT Sebastian Vollmer (16); TE Alvin Bruncher (10), Aaron Hernandez (5); WR Deion Branch (9), Randy Moss (3), Julian Edelman (2), Brandon Tate (2); QB Tom Brady (16); RB BenJarvus Green-Ellis (11), Danny Woodhead (3), Kevin Faulk (2); 2nd TE Rob Gronkowski (11), Aaron Hernandez (2); 3rd WR Brandon Tate (3); 4th WR Julian Edelman (1).

**Defense:** LE Vince Wilfork (6), Ron Brace (3), Brandon Deaderick (2), Gerald Warren (2), Landon Cohen (1), Vince Wilfork (2), Gerald Warren (1), NT Gerald Warren (1), Vince Wilfork (4), Ron Brace (1), Kyle Wright (1), Myron Pryor (1), Mike Wright (1), RDT Myron Pryor (1), Vince Wilfork (1), Mike Wright (1); RE Gerald Warren (3), Mike Wright (2), Brandon Deaderick (2), Eric Moore (2), Vince Wilfork (2), Ron Brace (1); OLB Jeremiah Cunningham (1), Roy Ninkovich (10), Tom Banta-Cain (6), Gary Guyton (2), Eric Muller (1); ILB Jerod Mayo (16), Brandon Spikes (8), Gary Guyton (6); LCB Devin McCorty (12), Kyle Arrington (2), Darius Butler (2); RC Kyle Arrington (12), Devin McCorty (4); Patrick Chung (13), Brandon Meriweather (13), James Sanders (6); 5th DB James Sanders (3), Darius Butler (1), Jarrad Page (1), Jonathan Wilhite (1).

**2009 Coaching Staff:** Josh Boyer, Defensive Backs; Corwin Brown, Defensive Backs; Ivan Fears, Running Backs; Brian Ferentz, Offensive Assistant Coach; Brian Flores, Assistant Coach Offense/Special Teams; Patrick Graham, Defensive Assistant Coach; Pepper Johnson, Defensive Line; Harold Nash, Assistant Strength and Conditioning; Bill O'Brien, Quarterbacks; Scott O'Brien, Special Teams; Chad O'Shea, Receivers; Matt Patricia, Linebackers; Dante Scarnechchia, Assistant Head Coach/Offensive Line; Shane Waldron, Tight Ends; Mike Woicik, Strength and Conditioning.

**Pro Bowl (6):** QB Tom Brady (6), LT Matt Light (3), G Logan Mankins (3), LB Jerod Mayo (1), S Brandon Meriweather (2), CB Devin McCourty (1), WR Wes Welker (3), NT Vince Wilfork (3)

TOTAL FIRST DOWNS		335	348				
Rushing		119	99				
Passing		196	226				
Penalty		20	23				
3rd Down: Made/Att	95/197	99/210					
3rd Down Pct.		48.2	47.1				
4th Down: Made/Att		7/14	12/20				
4th Down Pct.		50.0	60.0				
POSSESSION AVG.		29:00	31:00				
TOTAL NET YARDS		5820	5864				
Avg. Per Game		363.8	366.5				
Total Plays		986	1056				
Avg. Per Play		5.9	5.6				
NET YARDS RUSHING		1973	1728				
Avg. Per Game		123.3	108.0				
Total Rushes		454	409				
NET YARDS PASSING		3847	4136				
Avg. Per Game		240.4	258.5				
Sacked/Yards Lost		25/175	36/212				
Gross Yards		4022	4348				
Attempts/Completions		507/331	611/388				
Completion Pct.		65.3	63.5				
Had Intercepted		5	25				
PUNTS/AVERAGE		58/43.2	58/41.8				
NET PUNTING AVG.		38.4	34.2				
PENALTIES/YARDS		83/766	84/687				
FUMBLES/BALL LOST		9/5	20/13				
TOUCHDOWNS		65	36				
Rushing		19	10				
Passing		37	25				
Returns		9	1				
Score by Periods		1	2	3	4	OT	Total
Patriots		103	152	138	122	3	513
Opponents		39	91	77	106	0	313

SCORING	TD	Ru	Pa	Rt	PAT	FG	S	TP
Green-Elis	13	13	0	0	0	0	0	78
Graham	0	0	0	0	35/37	12/12	0	71
Gronkowski	10	10	0	0	0	0	0	60
Gostkowski	0	0	0	0	26/26	10/13	0	58
Welker	7	7	0	1/1	0	0	0	43
Hernandez	6	6	0	0	0	0	0	36
Woodhead	6	5	1	0	0	0	0	36
Branch	5	5	0	0	0	0	0	30
Tate	5	0	3	2	0	0	0	30
Moss	3	0	3	0	0	0	0	18
Arrington	2	0	0	2	0	0	0	12
Crumpler	2	0	2	0	0	0	0	12
Guyton	2	0	2	0	0	0	0	12
Brady	1	1	0	0	0	0	0	6
Chung	1	0	0	1	0	0	0	6
Edelman	1	0	0	1	0	0	0	6
Sanders	1	0	0	1	0	0	0	6
<b>Patriots</b>	<b>65</b>	<b>19</b>	<b>37</b>	<b>9</b>	<b>62/64</b>	<b>22/25</b>	<b>0</b>	<b>518</b>
<b>Opponents</b>	<b>16</b>	<b>30</b>	<b>25</b>	<b>1</b>	<b>32/32</b>	<b>19/26</b>	<b>3</b>	<b>313</b>

PASSING	ATT	CMP	YARDS	CMP%	YDS/ATT	TD	TD%	INT	INT%	LG	SK/YDS	RATING
Brady	492	324	3900	65.9	7.9	36	7.3	4	0.8	79t	25/175	111.0
Hoyer	15	7	122	46.7	8.1	1	6.7	1	6.7	42t	0/0	69.3
Patriots	507	331	4022	65.3	7.9	37	7.3	5	1.0	79t	25/175	109.8
Opponents	611	338	4348	63.5	7.1	25	4.1	25	4.1	66t	36/212	81.2

# 2011 FINAL STATISTICS (13-3)

Head Coach: Bill Belichick • AFC East Division Champions • Home Stadium: Gillette Stadium

DATE	W/L	SCORE	OPPONENT	ATTENDANCE
9/12	W	38-24	at Miami	66,860
9/18	W	35-21	San Diego	68,756
9/25	L	31-34	at Buffalo	68,174
10/02	W	31-19	at Oakland	62,572
10/09	W	30-21	N.Y. Jets	68,756
10/16	W	20-16	Dallas	68,756
10/23			BYE WEEK	
10/30	L	17-25	at Pittsburgh	64,424
11/06	L	20-24	N.Y. Giants	68,756
11/13	W	37-16	at N.Y. Jets	79,088
11/21	W	34-3	Kansas City	68,756
11/27	W	38-20	Philadelphia	69,144
12/04	W	31-24	Indianapolis	68,756
12/11	W	34-27	at Washington	77,825
12/18	W	41-23	at Denver	76,556
12/24	W	27-24	Miami	68,756
1/01	W	49-21	Buffalo	68,756

<b>AFC PLAYOFFS</b>				
1/14	W	45-10	Denver	68,756
1/22	W	23-20	Baltimore	68,756
<b>SUPER BOWL XLVI (at Indianapolis, Ind.)</b>				
2/05	L	17-21	N.Y. Giants	68,658

## Team Statistics

	PATS	OPP
<b>TOTAL FIRST DOWNS</b>	<b>399</b>	<b>370</b>
Rushing	107	101
Passing	262	245
Penalty	30	24
3rd Down: Made/Att	89/194	87/202
3rd Down Pct.	45.9	43.1
4th Down: Made/Att	7/11	8/19
4th Down Pct.	63.6	42.1
<b>POSSESSION AVG.</b>	<b>28:47</b>	<b>31:13</b>
<b>TOTAL NET YARDS</b>	<b>6848</b>	<b>6577</b>
Avg. Per Game	428.0	411.1
Total Plays	1082	1064
Avg. Per Play	6.3	6.2
<b>NET YARDS RUSHING</b>	<b>1764</b>	<b>1874</b>
Avg. Per Game	110.3	117.1
Total Rushes	438	405
<b>NET YARDS PASSING</b>	<b>5084</b>	<b>4703</b>
Avg. Per Game	317.8	293.9
Sacked/Yards Lost	32/173	40/274
Gross Yards	5257	4977
Attempts/Completions	612/402	619/386
Completion Pct.	65.7	62.4
Had Intercepted	12	23
<b>PUNTS/AVERAGE</b>	<b>57/46.5</b>	<b>67/45.6</b>
<b>NET PUNTING AVG.</b>	<b>57/41.5</b>	<b>67/39.1</b>
<b>PENALTIES/YARDS</b>	<b>87/815</b>	<b>115/907</b>
<b>FUMBLES/BALL LOST</b>	<b>13/5</b>	<b>21/11</b>
<b>TOUCHDOWNS</b>	<b>61</b>	<b>40</b>
Rushing	18	13
Passing	39	26
Returns	4	1
<b>Score by Periods</b>	<b>1 2 3 4 OT</b>	<b>TOTAL</b>
Patriots	82 148 141 142	0 513
Opponents	87 83 50 122	0 342

SCORING	TD	R	Pa	0	Rt	PA	FG	S	TP
Gostkowski	0	0	0	0	59/59	28/33	0	0	143
Gronkowski	18	17	0	0/0	0/0	0/0	0	0	108
Green-Ellis	11	11	0	0/0	0/0	0/0	0	0	66
Welker	9	0	9	0/1	0/0	0/0	0	0	54
Hernandez	7	0	7	0/0	0/0	0/0	0	0	42
Branch	5	0	5	0/0	0/0	0/0	0	0	30
Brady	3	3	0	0/0	0/0	0/0	0	0	18
Woodhead	1	1	0	0/0	0/0	0/0	0	0	6
Edelman	1	0	1	0/0	0/0	0/0	0	0	6
Moore	1	0	0	0/0	0/0	0/0	0	0	6
Ninkovich	1	0	0	1/0	0/0	0/0	0	0	6
Ochocinco	1	0	1	0/0	0/0	0/0	0	0	6
Ridley	1	1	0	0/0	0/0	0/0	0	0	6
Vereen	1	1	0	0/0	0/0	0/0	0	0	6
<b>Wilfork</b>	<b>1</b>	<b>0</b>	<b>0</b>	<b>1/0</b>	<b>0/0</b>	<b>0/0</b>	<b>0</b>	<b>0</b>	<b>6</b>
Patriots	61	18	39	4	59/59	28/33	0	0	513
Opponents	40	13	26	1	38/38	20/23	0	0	342

RUSHING	NO	YDS	AVG	LG	TD
Green-Ellis	181	667	3.7	18	11
Ridley	87	441	5.1	33t	1
Woodhead	77	351	4.6	12	1
Brady	43	109	2.5	13	3
Faulk	17	57	3.4	9	0
Vereen	15	57	3.8	19	1
Hernandez	5	45	9.0	19	0
Welker	4	30	7.5	19	0
Edelman	4	8	2.0	6	0
Gronkowski	1	2	2.0	2t	1
Hoyer	4	-3	-0.8	0	0
<b>Patriots</b>	<b>438</b>	<b>1764</b>	<b>4.0</b>	<b>33t</b>	<b>18</b>
<b>Opponents</b>	<b>405</b>	<b>1874</b>	<b>4.6</b>	<b>41</b>	<b>13</b>

RECEIVING	NO	YDS	AVG	LG	TD
Welker	122	1569	12.9	99t	9
Gronkowski	90	1327	14.7	52t	17
Hernandez	79	910	11.5	46	7
Branch	51	702	13.8	63	5
Woodhead	18	157	8.7	16	0
Ochocinco	15	276	18.4	53	1
Green-Ellis	9	159	17.7	53	0
Faulk	7	34	4.9	18	0
Edelman	4	34	8.5	11	0
Underwood	3	30	10.0	13	0
Ridley	3	13	4.3	8	0
Slater	1	46	46.0	46	0
<b>Patriots</b>	<b>402</b>	<b>5257</b>	<b>13.1</b>	<b>99t</b>	<b>39</b>
<b>Opponents</b>	<b>386</b>	<b>4977</b>	<b>12.9</b>	<b>58</b>	<b>26</b>

INTERCEPTIONS	NO	YDS	AVG	LG	TD
Arrington	7	92	13.1	28	0
Wilfork	2	47	23.5	28	0
Molden	2	40	20.0	27	0
McCourt	2	38	19.0	38	0
Ninkovich	2	30	15.0	18	1
Moore	2	26	13.0	21t	1
Mayo	2	4	2.0	2	0
Guyton	1	17	17.0	17	0
Brown	1	2	2.0	2	0
Adams	1	0	0.0	0	0
Chung	1	0	0.0	0	0
<b>Patriots</b>	<b>23</b>	<b>296</b>	<b>12.9</b>	<b>38</b>	<b>2</b>
<b>Opponents</b>	<b>12</b>	<b>186</b>	<b>15.5</b>	<b>42</b>	<b>1</b>

PUNTING	NO	YDS	AVG	NET	TB	IN	LG	BLK
Mesko	57	2648	46.5	41.5	3	24	65	0
<b>Patriots</b>	<b>57</b>	<b>2648</b>	<b>46.5</b>	<b>41.5</b>	<b>3</b>	<b>24</b>	<b>65</b>	<b>0</b>
<b>Opponents</b>	<b>67</b>	<b>3055</b>	<b>45.6</b>	<b>39.1</b>	<b>2</b>	<b>26</b>	<b>64</b>	<b>0</b>

PUNT RETURNS	NO	FC	YDS	AVG	LG	TD
Edelman	28	7	296	10.6	72t	1
Welker	8	6	82	10.3	25	0
Faulk	2	0	11	5.5	7	0
<b>Patriots</b>	<b>38</b>	<b>13</b>	<b>389</b>	<b>10.2</b>	<b>72t</b>	<b>1</b>
<b>Opponents</b>	<b>26</b>	<b>18</b>	<b>220</b>	<b>8.5</b>	<b>26</b>	<b>0</b>

KICK RETURNS	NO	YDS	AVG	LG	TD
Woodhead	20	437	21.9	37	0
Edelman	12	284	23.7	37	0
Ridley	7	152	21.7	32	0
Slater	4	68	17.0	22	0
Gronkowski	1	11	11.0	11	0
McCourt	1	24	24.0	24	0
Ninkovich	1	10	10.0	10	0
<b>Patriots</b>	<b>46</b>	<b>986</b>	<b>21.4</b>	<b>37</b>	<b>0</b>
<b>Opponents</b>	<b>60</b>	<b>1294</b>	<b>21.6</b>	<b>88</b>	<b>0</b>

**Sacks:** Anderson 10.0, Carter 10.0, Ninkovich 6.5, Wilfork 3.5, Love 3.0, Deaderick 2.0, Chung 1.0, Ellis 1.0, Mayo 1.0, Warren 1.0, Pryor 0.5, Wright 0.5  
**Patriots 40.0, Opponents 32.0**

PASSING	ATT	CMP	YARDS	CMP%	YDS/ATT	TD	TD%	INT	INT%	LG	SK/YDS	RATING
Brady	611	401	5235	65.6	8.57	39	6.4	12	2.0	99t	32/173	105.6
Hoyer	1	1	22	100.0	22.0	0	0.0	0	0.0	22	0/0	118.8
<b>Patriots</b>	<b>612</b>	<b>402</b>	<b>5257</b>	<b>65.7</b>	<b>8.59</b>	<b>39</b>	<b>6.4</b>	<b>12</b>	<b>2.0</b>	<b>99t</b>	<b>32/173</b>	<b>105.6</b>
<b>Opponents</b>	<b>619</b>	<b>386</b>	<b>4977</b>	<b>62.4</b>	<b>8.04</b>	<b>26</b>	<b>4.2</b>	<b>23</b>	<b>3.7</b>	<b>58</b>	<b>40/274</b>	<b>86.1</b>

FIELD GOALS	1-19	20-29	30-39	40-49	50+
Gostkowski	1/1	12/13	5/6	9/11	1/2
<b>Patriots</b>	<b>1/1</b>	<b>12/13</b>	<b>5/6</b>	<b>9/11</b>	<b>1/2</b>
<b>Opponents</b>	<b>0/0</b>	<b>14/15</b>	<b>2/2</b>	<b>4/6</b>	<b>0/0</b>

**Gostkowski:** (48N,20G)(22G,47G)(23G)(44G)(44G,24G,28G)(31G,26G)(46G,42N)(27N,32G,45G)(50G,36G,27G)(21G,19G)(39N,45G)(39G)(23G,24G)(21G,34G)(51N,45G,42G)(47G,20G)

**Opponents:** (20G)( ) (42G,28G)(28G,26G)( ) (48G,22G,26G)(33G,21G,23G,44N)(22G)(24N)(26G)(43G,22G)(31G) (24G,25G)(26G)(47G)(45N)

## STARTERS

**Offense:** WR Wes Welker (15) ; LT Matt Light (15), Logan Mankins (1); LG Logan Mankins (14), Donald Thomas (1), Ryan Wendell (1); C Dan Connolly (11), Nick McDonald (2), Ryan Wendell (2), Dan Koppert (1); RG Brian Waters (16); RT N. Solder (11), Sebastian Vollmer (5); TE Rob Gronkowski (16); TE Aaron Hernandez (12), Nate Solder (2), Thomas Welch (1); QB Tom Brady (16); WR Deion Branch (1); Chad Ochocinco (1); RB BenJarvus Green-Ellis (6), Danny Woodhead (4), Kevin Faulk (3), Stevan Ridley (2), 3rd TE Dan Gronkowski (1); 3rd WR Chad Ochocinco (2).

**Defense:** LE Shaun Ellis (10), Brandon Deaderick (3), Mark Anderson (1), Rob Ninkovich (1), Vince Wilfork (1); LDT Vince Wilfork (13); NT Vince Wilfork (3); RDT Kyle Love (12), Mike Wright (1); RE Andre Carter (14), Brandon Deaderick (2); LOLB Rob Ninkovich (14), Jerod Mayo (1), Tracy White (1); MLB Jerod Mayo (11), Gary Guyton (4), Dane Fletcher (1); ROLB Brandon Spikes (6), Dan Fletcher (4), Gary Guyton (2), Jerod Mayo (1) Rob Ninkovich (1), Jeff Tarpinian (1); LCB Devin McCourty (14), Antwaun Molden (2); S James Ihedigbo (12) Patrick Chung (8), Josh Barrett (4), Sterling Moore (3), Matthew Slater (3), Sergio Brown (2); 5th DB Leigh Bodden (1), Sergio Brown (1), Nate Jones (1).

**2011 Coaching Staff:** Josh Boyer, Defensive Backs; Moses Cabrera, Assistant Strength and Conditioning; Ivan Fears, Running Backs; Brian Ferentz, Tight Ends; Brian Flores, Defensive Assistant; George Godsey, Offensive Assistant; Patrick Graham, Linebackers; Pepper Johnson, Defensive Line; Harold Nash, Head Strength and Conditioning; Bill O'Brien, Offensive Coordinator/Quarterbacks; Scott O'Brien, Special Teams; Chad O'Shea, Receivers; Matt Patricia, Safeties; Dante Scarnecchia, Assistant Head Coach/Offensive Line.

**Pro Bowl (8):** QB Tom Brady (7), DE Andre Carter (1) TE Rob Gronkowski (1), G Logan Mankins (4), ST Matthew Slater (1), G Brian Waters (6), WR Wes Welker (4), NT Vince Wilfork (4).

2-Pt. Conversions: Patriots 2-2, Opponents: 0-2.



# 2012 FINAL STATISTICS (12-4)

Head Coach: Bill Belichick • AFC East Division Champions • Home Stadium: Gillette Stadium

DATE	W/L	SCORE	OPPONENT	ATTENDANCE
9/09	W	34-13	at Tennessee	69,143
9/16	L	18-20	Arizona	68,756
9/23	L	30-31	at Baltimore	71,269
9/30	W	52-28	at Buffalo	70,684
10/07	W	31-21	Denver	68,756
10/14	L	23-24	at Seattle	68,137
10/21	W	29-26	N.Y. Jets OT	68,756
10/28	W	45-7	at St. Louis#	84,004
11/04			BYE WEEK	
11/11	W	37-31	Buffalo	68,756
11/18	W	59-24	Indianapolis	68,756
11/22	W	49-19	at N.Y. Jets	79,088
12/02	W	23-16	at Miami	72,114
12/10	W	42-14	Houston	68,756
12/16	L	34-41	San Francisco	68,756
12/23	W	23-16	at Jacksonville	70,251
12/30	W	28-0	Miami	68,756

#Game played in London

## AFC PLAYOFFS

1/13	W	41-28	Houston	68,756
1/20	L	28-13	Baltimore	68,756

## Team Statistics

TOTAL FIRST DOWNS		444	340				
Rushing		151	100				
Passing		256	207				
Penalty		37	33				
3rd Down: Made/Att	110/226	82/205					
3rd Down Pct.		48.7	40.0				
4th Down: Made/Att	8/12	9/23					
4th Down Pct.		66.7	39.1				
POSSESSION AVG.		30:41	29:19				
TOTAL NET YARDS		6846	5972				
Avg. Per Game		427.9	373.3				
Total Plays		1191	1046				
Avg. Per Play		5.7	5.7				
NET YARDS RUSHING		2184	1630				
Avg. Per Game		136.5	271.4				
Total Rushes		523	415				
NET YARDS PASSING		4662	4342				
Avg. Per Game		291.4	271.4				
Sacked/Yards Lost	27/182	37/213					
Gross Yards		4844	4555				
Attempts/Completions	641/402	594/369					
Completion Pct.		62.7	62.1				
Had Intercepted		9	20				
PUNTS/AVERAGE		61/42.4	67/50.3				
NET PUNTING AVG.		61/37.9	67/41.6				
PENALTIES/YARDS		97/840	101/932				
FUMBLES/BALL LOST		14/7	42/21				
TOUCHDOWNS		67	38				
Rushing		25	10				
Passing		34	27				
Returns		8	1				
Score by Periods		1	2	3	4	OT	Total
Patriots		113	177	103	161	3	557
Opponents		67	81	75	108	0	331

SCORING	TD	R	P	Pa	Rt	PAT	FG	S	TP
Gostkowski	0	0	0	0	0	66/66	29/35	0	153
Ridley	12	12	0	0	0	0/0	0/0	0	72
Gronkowski	11	0	11	0	0	0/0	0/0	0	66
Woodhead	7	4	3	0	0	0/0	0/0	0	42
Welker	6	0	6	0	0	0/0	0/0	0	36
Edelman	5	0	3	2	0	0/0	0/0	0	30
Hernandez	5	0	3	2	0	0/0	0/0	0	30
Lloyd	5	0	4	1	0	0/0	0/0	0	30
Brady	4	4	0	0	0	0/0	0/0	0	24
Vereen	4	3	1	0	0	0/0	0/0	0	24
Bolden	2	2	0	0	0	0/0	0/0	0	12
Dennard	1	0	0	1	0	0/0	0/0	0	6
Gregory	1	0	0	1	0	0/0	0/0	0	6
Hightower	1	0	0	1	0	0/0	0/0	0	6
McCourt	1	0	0	1	0	0/0	0/0	0	6
Stallworth	1	0	0	1	0	0/0	0/0	0	6
Talib	1	0	0	1	0	0/0	0/0	0	6
<b>Patriots</b>	<b>67</b>	<b>25</b>	<b>34</b>	<b>8</b>	<b>66/66</b>	<b>29/24</b>	<b>0</b>	<b>557</b>	
<b>Opponents</b>	<b>38</b>	<b>10</b>	<b>27</b>	<b>1</b>	<b>38/38</b>	<b>21/24</b>	<b>0</b>	<b>331</b>	

2-Pt. Conversions: Patriots 0-1, Opponents: 0-0.

RUSHING	NO	YDS	AVG	LG	TD
Ridley	290	1263	4.4	41	12
Woodhead	76	301	4.0	19	4
Bolden	56	274	4.9	27	2
Vereen	62	251	4.0	16	3
Edelman	4	45	11.3	47	0
Brady	23	32	1.4	7	4
Welker	2	20	10.0	11	0
Hernandez	1	5	5.0	5	0
Hilliard TM	1	2	2.0	2	0
Mallett	8	-9	-1.1	2	0
<b>Patriots</b>	<b>523</b>	<b>2184</b>	<b>4.2</b>	<b>47</b>	<b>25</b>
<b>Opponents</b>	<b>415</b>	<b>1630</b>	<b>3.9</b>	<b>31</b>	<b>10</b>

RECEIVING	NO	YDS	AVG	LG	TD
Welker	118	1354	11.5	59	6
Lloyd	74	911	12.3	53	4
Gronkowski	55	790	14.4	41	11
Hernandez	51	483	9.5	31	5
Woodhead	40	446	11.2	25	3
Edelman	21	235	11.2	56	3
Branch	16	145	9.1	28	0
Vereen	8	149	18.6	83t	1
Ridley	6	51	8.5	20	0
Hoomanawanui	5	109	21.8	41	0
Fells	4	85	21.3	35	0
Bolden	2	11	5.5	11	0
Stallworth	1	63	63.0	63t	1
Winslow	1	12	12.0	12	0
<b>Patriots</b>	<b>402</b>	<b>4844</b>	<b>12.0</b>	<b>83t</b>	<b>34</b>
<b>Opponents</b>	<b>269</b>	<b>4555</b>	<b>12.3</b>	<b>68t</b>	<b>27</b>

INTERCEPTIONS	NO	YDS	AVG	LG	TD
McCourt	5	53	10.6	34	0
Wilson	4	87	21.8	45	0
Dennard	3	95	31.7	87t	1
Gregory	3	50	16.7	36	0
Talib TM	1	59	59.0	59t	1
Chung	2	27	13.5	27	0
Cole	1	0	0.0	0	0
Mayo	1	0	0.0	0	0
<b>Patriots</b>	<b>20</b>	<b>371</b>	<b>18.6</b>	<b>87t</b>	<b>2</b>
<b>Opponents</b>	<b>9</b>	<b>112</b>	<b>12.4</b>	<b>63</b>	<b>0</b>

PUNTING	NO	YDS	AVG	NET	TB	IN	LG	BLK
Mesko	60	2585	43.1	37.9	6	28	62	1
<b>Patriots</b>	<b>61</b>	<b>2585</b>	<b>42.4</b>	<b>37.9</b>	<b>6</b>	<b>28</b>	<b>62</b>	<b>1</b>
<b>Opponents</b>	<b>67</b>	<b>3372</b>	<b>50.3</b>	<b>41.6</b>	<b>4</b>	<b>23</b>	<b>66</b>	<b>0</b>

PUNTER RETURNS	NO	FC	YDS	AVG	LG	TD
Welker	25	7	243	9.7	31	0
Edelman	17	1	263	15.5	68t	1
<b>Patriots</b>	<b>42</b>	<b>8</b>	<b>506</b>	<b>12.0</b>	<b>68t</b>	<b>1</b>
<b>Opponents</b>	<b>23</b>	<b>19</b>	<b>154</b>	<b>6.7</b>	<b>25</b>	<b>0</b>

KICK RETURNS	NO	YDS	AVG	LG	TD
McCourt	27	654	24.2	104t	1
Edelman	3	38	12.7	32	0
Welker	3	33	11.0	17	0
Slater	2	39	19.5	20	0
Woodhead	2	43	21.5	23	0
Gronkowski	1	0	0.0	0	0
<b>Patriots</b>	<b>38</b>	<b>807</b>	<b>21.2</b>	<b>104t</b>	<b>1</b>
<b>Opponents</b>	<b>60</b>	<b>1229</b>	<b>20.5</b>	<b>62</b>	<b>0</b>

**Sacks:** Ninkovich 8.0, Jones 6.0, Hightower 4.0, Francis 3.0, Mayo 3.0, Scott 3.0, Wilfork 3.0, Cunningham 2.5, Love 1.5, Deaderick 1.0, Martin 1.0, Spikes 1.0.

**Patriots 37.0, Opponents 27.0**

FIELD GOALS	1-19	20-29	30-39	40-49	50+
Gostkowski	0/0	8/8	10/12	9/13	2/2
<b>Patriots</b>	<b>0/0</b>	<b>8/8</b>	<b>10/12</b>	<b>9/13</b>	<b>2/2</b>
<b>Opponents</b>	<b>0/0</b>	<b>6/6</b>	<b>5/6</b>	<b>9/10</b>	<b>1/2</b>

**Gostkowski:** (25G, 31G)/(46G, 34G51G, 53G, 42N)/(37G49G, 20G)/(49N, 42N, 30G)/(23G) (25G, 35G, 35G)/(43G, 48G)/(26G)/(43G, 48G, 27G)/(36N, 31G)/(39N)/(49N, 43G, 32G, 20G)( ) (32G, 41G)/(25G, 49G, 38G)( )

**Opponents:** (28G, 24G)/(38G, 47G)/(27G)( ) ( ) (34G)/(54G, 21G, 43G, 43G)/(41G)/(47G, 58N) (32G)/(44G, 33G, 42G)/(39N, 20G, 28G)/(41G, 43N, 35G, 42G)/(41N)

## STARTERS

**Offense:** WR Wes Welker (12), Julian Edelman (1); LT Nate Solder (16), LG Logan Mankins (10), Donald Thomas (6); C Ryan Wendell (16); RG Dan Connolly (14), Donald Thomas (1), Nick McDonald (1); RT Sebastian Vollmer (15), Marcus Cannon (1); TE Rob Gronkowski (11); Aaron Hernandez (10); Michael Hoomanawanui (6), Daniel Fells (4); QB Tom Brady (16); WR Brandon Lloyd (15), Deion Branch (1); RB Stevan Ridley (12), Danny Woodhead (2), Shane Vereen (1), Aaron Hernandez (1), Michael Hoomanawanui (1); 3rd WR Deion Branch (3), Julian Edelman (2).

**Defense:** LE Rob Ninkovich (12), Jermaine Cunningham (2), Trevor Scott (2); DT Vince Wilfork (16); DT Kyle Love (11), Brandon Deaderick (5); RE C. Jones (13), Rob Ninkovich (2), Jermaine Cunningham (1); LB Jerod Mayo (16); LB Dont'a Hightower (12), Rob Ninkovich (2), Tracy White (1); LCB Devin McCourty (8), Aqib Talib (5), Alfonzo Dennard (3); RCB Kyle Arrington (12), Alfonzo Dennard (4); S Steve Gregory (12), Devin McCourty (8), Patrick Chung (8), Tavon Wilson (4); 5th DB Marquice Cole (1).

**2011 Coaching Staff:** Josh Boyer, Cornerbacks; Moses Cabrera, Assistant Strength and Conditioning; Ivan Fears, Running Backs; Brian Flores, Safeties; George Godsey, Tight Ends; Patrick Graham, Defensive Line; Pepper Johnson, Linebackers; Joe Judge, Special Teams Assistant; Josh McDaniels, Offensive Coordinator/Quarterbacks; Harold Nash, Head Strength and Conditioning; Scott O'Brien, Special Teams; Chad O'Shea, Wide Receivers; Matt Patricia, Defensive Coordinator; Dante Scarnecchia, Assistant Head Coach/Offensive Line; Steve Belichick, Coaching Assistant.

**Pro Bowl (7):** QB Tom Brady (8), TE Rob Gronkowski (2), G Logan Mankins (5), LB Jerod Mayo (2), ST Matthew Slater (2), WR Wes Welker (5), NT Vince Wilfork (5).

PASSING	ATT	CMP	YARDS	CMP%	YDS/ATT	TD	TD%	INT	INT%	LG	SK/YDS	RATING
Brady	637	401	4827	63.0	7.58	34	5.3	8	1.3	83t	27/182	98.7
Mallett	4	1	17	25.0	4.25	0	0.0	1	25.0	17	0/0	5.2
<b>Patriots</b>	<b>641</b>	<b>402</b>	<b>4844</b>	<b>62.7</b>	<b>7.56</b>	<b>34</b>	<b>5.3</b>	<b>9</b>	<b>1.4</b>	<b>83t</b>	<b>27/182</b>	<b>97.7</b>
<b>Opponents</b>	<b>594</b>	<b>369</b>	<b>4555</b>	<b>62.0</b>	<b>7.67</b>	<b>27</b>	<b>4.5</b>	<b>20</b>	<b>3.4</b>	<b>68t</b>	<b>37/213</b>	<b>86.9</b>

# 2013 FINAL REGULAR-SEASON STATISTICS (12-4)

Head Coach: Bill Belichick • AFC East Division Champions • Home Stadium: Gillette Stadium

DATE	W/L	SCORE	OPPONENT	ATTENDANCE
09/08	W	23-21	at Buffalo	69,519
09/12	W	13-10	New York Jets	68,756
09/22	W	23-3	Tampa Bay	68,756
09/29	W	30-23	at Atlanta	70,744
10/06	L	6-13	at Cincinnati	64,259
10/13	W	30-27	New Orleans	68,756
10/20	L	27-30	at New York Jets OT	76,957
10/27	W	27-17	Miami	68,756
11/03	W	55-31	Pittsburgh	68,756
BYE WEEK				
11/18	L	20-24	at Carolina	74,225
11/24	W	34-31	Denver OT	68,756
12/01	W	34-31	at Houston	71,769
12/08	W	27-26	Cleveland	68,756
12/15	L	20-24	at Miami	71,863
12/22	W	41-7	at Baltimore	71,433
12/29	W	34-20	Buffalo	68,756

## AFC PLAYOFFS

01/11	W	43-22	Indianapolis	68,756
01/19	L	16-26	at Denver	77,110

## Team Statistics

	PATS	OPP
<b>TOTAL FIRST DOWNS</b>	<b>378</b>	<b>338</b>
Rushing	110	110
Passing	225	208
Penalty	43	20
3rd Down: Made/Att	83/221	98/232
3rd Down Pct.	37.6	42.2
4th Down: Made/Att	7/15	4/21
4th Down Pct.	46.7	19.0

<b>POSSESSION AVG.</b>	<b>29:38</b>	<b>30:22</b>
<b>TOTAL NET YARDS</b>	<b>6152</b>	<b>5969</b>

Avg. Per Game	384.5	373.1
Total Plays	1138	1118
Avg. Per Play	5.4	5.3

<b>NET YARDS RUSHING</b>	<b>2065</b>	<b>2145</b>
Avg. Per Game	129.1	134.1
Total Rushes	470	481

<b>NET YARDS PASSING</b>	<b>4087</b>	<b>3824</b>
Avg. Per Game	255.4	239.0
Sacked/Yards Lost	40/256	48/313
Gross Yards	4343	4137
Attempts/Completions	628/380	589/336
Completion Pct.	60.5	57.0
Had Intercepted	11	17

<b>PUNTS/AVERAGE</b>	<b>77/45.8</b>	<b>80/44.5</b>
<b>NET PUNTING AVG.</b>	<b>77/39.8</b>	<b>80/39.2</b>

<b>PENALTIES/YARDS</b>	<b>69/625</b>	<b>110/951</b>
<b>FUMBLES/BALL LOST</b>	<b>24/29</b>	<b>21/12</b>

<b>TOUCHDOWNS</b>	<b>47</b>	<b>39</b>
Rushing	19	11
Passing	25	25
Returns	3	3

<b>Score by Periods</b>	<b>1</b>	<b>2</b>	<b>3</b>	<b>4</b>	<b>OT</b>	<b>Total</b>
<b>Patriots</b>	<b>74</b>	<b>104</b>	<b>85</b>	<b>178</b>	<b>3</b>	<b>444</b>
<b>Opponents</b>	<b>70</b>	<b>74</b>	<b>95</b>	<b>96</b>	<b>3</b>	<b>338</b>

<b>SCORING</b>	<b>TD</b>	<b>Ru</b>	<b>Pa</b>	<b>Rt</b>	<b>PAT</b>	<b>FG</b>	<b>S</b>	<b>TP</b>
Gostkowski	0	0	0	0	44/44	38/41	0	158
Blount	7	7	0	0	0/0	0/0	0	42
Ridley	7	7	0	0	0/0	0/0	0	42
Edelman	6	0	0	0	0/0	0/0	0	40
Dobson	4	0	4	0	0/0	0/0	0	24
Gronkowski	4	0	4	0	0/0	0/0	0	24
Thompkins	4	0	4	0	0/0	0/0	0	24
Vereen	4	1	3	0	0/0	0/0	0	24
Bolden	3	3	0	0	0/0	0/0	0	18
Amendola	2	0	2	0	0/0	0/0	0	12
Develin	1	1	0	0	0/0	0/0	0	6
Hoomanawanui	1	0	1	0	0/0	0/0	0	6
Chia. Jones	1	0	0	1	0/0	0/0	0	6
Mulligan	1	0	1	0	0/0	0/0	0	6
Ryan	1	0	0	1	0/0	0/0	0	6
Wilson	1	0	0	1	0/0	0/0	0	6

<b>Patriots</b>	<b>47</b>	<b>19</b>	<b>25</b>	<b>3</b>	<b>44/44</b>	<b>38/41</b>	<b>0</b>	<b>444</b>
<b>Opponents</b>	<b>39</b>	<b>11</b>	<b>25</b>	<b>3</b>	<b>38/38</b>	<b>22/27</b>	<b>0</b>	<b>338</b>

<b>Score by Periods</b>	<b>1</b>	<b>2</b>	<b>3</b>	<b>4</b>	<b>OT</b>	<b>Total</b>
<b>Patriots</b>	<b>74</b>	<b>104</b>	<b>85</b>	<b>178</b>	<b>3</b>	<b>444</b>
<b>Opponents</b>	<b>70</b>	<b>74</b>	<b>95</b>	<b>96</b>	<b>3</b>	<b>338</b>

<b>SCORING</b>	<b>TD</b>	<b>Ru</b>	<b>Pa</b>	<b>Rt</b>	<b>PAT</b>	<b>FG</b>	<b>S</b>	<b>TP</b>
Gostkowski	0	0	0	0	44/44	38/41	0	158
Blount	7	7	0	0	0/0	0/0	0	42
Ridley	7	7	0	0	0/0	0/0	0	42
Edelman	6	0	0	0	0/0	0/0	0	40
Dobson	4	0	4	0	0/0	0/0	0	24
Gronkowski	4	0	4	0	0/0	0/0	0	24
Thompkins	4	0	4	0	0/0	0/0	0	24
Vereen	4	1	3	0	0/0	0/0	0	24
Bolden	3	3	0	0	0/0	0/0	0	18
Amendola	2	0	2	0	0/0	0/0	0	12
Develin	1	1	0	0	0/0	0/0	0	6
Hoomanawanui	1	0	1	0	0/0	0/0	0	6
Chia. Jones	1	0	0	1	0/0	0/0	0	6
Mulligan	1	0	1	0	0/0	0/0	0	6
Ryan	1	0	0	1	0/0	0/0	0	6
Wilson	1	0	0	1	0/0	0/0	0	6

<b>Patriots</b>	<b>47</b>	<b>19</b>	<b>25</b>	<b>3</b>	<b>44/44</b>	<b>38/41</b>	<b>0</b>	<b>444</b>
<b>Opponents</b>	<b>39</b>	<b>11</b>	<b>25</b>	<b>3</b>	<b>38/38</b>	<b>22/27</b>	<b>0</b>	<b>338</b>

<b>SCORING</b>	<b>TD</b>	<b>Ru</b>	<b>Pa</b>	<b>Rt</b>	<b>PAT</b>	<b>FG</b>	<b>S</b>	<b>TP</b>
Gostkowski	0	0	0	0	44/44	38/41	0	158
Blount	7	7	0	0	0/0	0/0	0	42
Ridley	7	7	0	0	0/0	0/0	0	42
Edelman	6	0	0	0	0/0	0/0	0	40
Dobson	4	0	4	0	0/0	0/0	0	24
Gronkowski	4	0	4	0	0/0	0/0	0	24
Thompkins	4	0	4	0	0/0	0/0	0	24
Vereen	4	1	3	0	0/0	0/0	0	24
Bolden	3	3	0	0	0/0	0/0	0	18
Amendola	2	0	2	0	0/0	0/0	0	12
Develin	1	1	0	0	0/0	0/0	0	6
Hoomanawanui	1	0	1	0	0/0	0/0	0	6
Chia. Jones	1	0	0	1	0/0	0/0	0	6
Mulligan	1	0	1	0	0/0	0/0	0	6
Ryan	1	0	0	1	0/0	0/0	0	6
Wilson	1	0	0	1	0/0	0/0	0	6

<b>Patriots</b>	<b>47</b>	<b>19</b>	<b>25</b>	<b>3</b>	<b>44/44</b>	<b>38/41</b>	<b>0</b>	<b>444</b>
<b>Opponents</b>	<b>39</b>	<b>11</b>	<b>25</b>	<b>3</b>	<b>38/38</b>	<b>22/27</b>	<b>0</b>	<b>338</b>

<b>SCORING</b>	<b>TD</b>	<b>Ru</b>	<b>Pa</b>	<b>Rt</b>	<b>PAT</b>	<b>FG</b>	<b>S</b>	<b>TP</b>
Gostkowski	0	0	0	0	44/44	38/41	0	158
Blount	7	7	0	0	0/0	0/0	0	42
Ridley	7	7	0	0	0/0	0/0	0	42
Edelman	6	0	0	0	0/0	0/0	0	40
Dobson	4	0	4	0	0/0	0/0	0	24
Gronkowski	4	0	4	0	0/0	0/0	0	24
Thompkins	4	0	4	0	0/0	0/0	0	24
Vereen	4	1	3	0	0/0	0/0	0	24
Bolden	3	3	0	0	0/0	0/0	0	18
Amendola	2	0	2	0	0/0	0/0	0	12
Develin	1	1	0	0	0/0	0/0	0	6
Hoomanawanui	1	0	1	0	0/0	0/0	0	6
Chia. Jones	1	0	0	1	0/0	0/0	0	6
Mulligan	1	0	1	0	0/0	0/0	0	6
Ryan	1	0	0	1	0/0	0/0	0	6
Wilson	1	0	0	1	0/0	0/0	0	6

<b>Patriots</b>	<b>47</b>	<b>19</b>	<b>25</b>	<b>3</b>	<b>44/44</b>	<b>38/41</b>	<b>0</b>	<b>444</b>
<b>Opponents</b>	<b>39</b>	<b>11</b>	<b>25</b>	<b>3</b>	<b>38/38</b>	<b>22/27</b>	<b>0</b>	<b>338</b>

<b>SCORING</b>	<b>TD</b>	<b>Ru</b>	<b>Pa</b>	<b>Rt</b>	<b>PAT</b>	<b>FG</b>	<b>S</b>	<b>TP</b>
Gostkowski	0	0	0	0	44/44	38/41	0	158
Blount	7	7	0	0	0/0	0/0	0	42
Ridley	7	7	0	0	0/0	0/0	0	42
Edelman	6	0	0	0	0/0	0/0	0	40
Dobson	4	0	4	0	0/0	0/0	0	24
Gronkowski	4	0	4	0	0/0	0/0	0	24
Thompkins	4	0	4	0	0/0	0/0	0	24
Vereen	4	1	3	0	0/0	0/0	0	24
Bolden	3	3	0	0	0/0	0/0	0	18
Amendola	2	0	2	0	0/0	0/0	0	12
Develin	1	1	0	0	0/0	0/0	0	6
Hoomanawanui	1	0	1	0	0/0	0/0	0	6
Chia. Jones	1	0	0	1	0/0	0/0	0	6
Mulligan	1	0	1	0	0/0	0/0	0	6
Ryan	1	0	0	1	0/0	0/0	0	6
Wilson	1	0	0	1	0/0	0/0	0	6

<b>Patriots</b>	<b>47</b>	<b>19</b>	<b>25</b>	<b>3</b>	<b>44/44</b>	<b>38/41</b>	<b>0</b>	<b>444</b>
<b>Opponents</b>	<b>39</b>	<b>11</b>	<b>25</b>	<b>3</b>	<b>38/38</b>	<b>22/27</b>	<b>0</b>	<b>338</b>

<b>SCORING</b>	<b>TD</b>	<b>Ru</b>	<b>Pa</b>	<b>Rt</b>	<b>PAT</b>	<b>FG</b>	<b>S</b>	<b>TP</b>
Gostkowski	0	0	0	0	44/44	38/41	0	158
Blount	7	7	0	0	0/0	0/0	0	42
Ridley	7	7	0	0	0/0	0/0	0	42
Edelman	6	0	0	0	0/0	0/0	0	40
Dobson	4	0	4	0	0/0	0/0	0	24
Gronkowski	4	0	4	0	0/0	0/0	0	24
Thompkins	4	0	4	0	0/0	0/0	0	24
Vereen	4	1	3	0	0/0	0/0	0	24
Bolden	3	3	0	0	0/0	0/0	0	18
Amendola	2	0	2	0	0/0	0/0	0	12
Develin	1	1	0	0	0/0	0/0	0	6
Hoomanawanui	1	0	1	0	0/0	0/0	0	6
Chia. Jones	1	0	0	1	0/0	0/0	0	6
Mulligan	1	0	1	0	0/0	0/0	0	6
Ryan	1	0	0	1	0/0	0/0	0	6
Wilson	1	0	0	1	0/0	0/0	0	6

<b>Patriots</b>	<b>47</b>	<b>19</b>	<b>25</b>	<b>3</b>	<b>44/44</b>	<b>38/41</b>	<b>0</b>	<b>444</b>
<b>Opponents</b>	<b>39</b>	<b>11</b>	<b>25</b>	<b>3</b>	<b>38/38</b>	<b>22/27</b>	<b>0</b>	<b>338</b>

<b>SCORING</b>	<b>TD</b>	<b>Ru</b>	<b>Pa</b>	<b>Rt</b>	<b>PAT</b>	<b>FG</b>	<b>S</b>	<b>TP</b>
Gostkowski	0	0	0	0	44/44	38/41	0	158
Blount	7	7	0	0	0/0	0/0	0	42
Ridley	7	7	0	0	0/0	0/0	0	42
Edelman	6	0	0	0	0/0	0/0	0	40

# OFFENSIVE AND DEFENSIVE RANKINGS

YEAR	OFFENSE			DEFENSE		
	TOTAL	RUSH	PASS	TOTAL	RUSH	PASS
2013	384.5 (7)	129.1 (9)	255.4 (10)	373.1 (26)	134.1 (30)	239.0 (18)
2012	427.9 (1)	136.5 (7)	291.4 (4)	373.3 (25)	101.9 (9)	271.4 (29)
2011	428.0 (2)	110.3 (20)	317.8 (2)	411.1 (31)	117.1 (17)	293.9 (31)
2010	363.8 (8)	123.3 (9)	240.4 (11)	366.5 (25)	108.0 (11)	258.5 (30)
2009	397.3 (3)	120.1 (12)	277.3 (3)	320.2 (11)	110.5 (13)	209.7 (12)
2008	365.4 (5)	142.2 (6)	223.1 (12)	309.0 (10)	107.6 (15)	201.4 (11)
2007	411.3 (1)	115.6 (13)	295.7 (1)	288.3 (4)	98.3 (10)	190.1 (6)
2006	335.6 (11)	123.1 (12)	212.5 (12)	294.4 (6)	94.2 (5)	200.2 (12)
2005	352.0 (7)	94.5 (24)	257.5 (2)	330.2 (26)	98.8 (8)	231.4 (31)
2004	357.6 (7)	133.4 (7)	224.3 (11)	310.58 (9)	98.3 (6)	212.5 (17)
2003	314.9 (17)	100.4 (27)	214.5 (9)	291.6 (7)	89.6 (4)	202.0 (15)
2002	317.8 (21)	94.3 (28)	223.6 (12)	336.1 (23)	137.4 (31)	198.7 (11)
2001	305.1 (19)	112.1 (13)	193.1 (22)	334.5 (24)	115.9 (19)	218.6 (24)
2000	285.7 (22)	86.9 (26)	198.8 (19)	334.6 (20)	114.4 (21)	220.1 (21)
1999	316.4 (18)	89.1 (23)	227.3 (10)	300.5 (8)	112.2 (20)	188.3 (7)
1998	321.3 (11)	92.5 (27)	228.8 (5)	323.9 (20)	96.7 (7)	227.2 (25)
1997	313.4 (15)	91.5 (26)	221.9 (7)	317.8 (19)	101.1 (5)	216.8 (23)
1996	335.6 (7)	91.8 (26)	243.8 (3)	331.6 (19)	93.9 (6)	237.7 (28)
1995	341.1 (12)	116.6 (10)	224.4 (15)	360.3 (28)	117.4 (22)	242.9 (25)
1994	361.0 (4)	83.3 (27)	277.8 (1)	325.4 (16)	110.0 (19)	215.4 (16)
1993	316.6 (12)	111.3 (13)	205.3 (12)	299.8 (13)	121.9 (22)	177.8 (4)
1992	224.0 (27)	96.6 (22)	127.1 (26)	315.5 (19)	121.9 (22)	193.6 (17)
1991	279.6 (22)	91.7 (18)	187.9 (16)	339.4 (26)	98.7 (9)	240.8 (27)
1990	260.2 (26)	87.4 (25)	172.8 (20)	356.1 (27)	167.3 (28)	188.8 (13)
1989	341.0 (8)	109.3 (19)	231.7 (6)	352.8 (23)	123.6 (17)	229.1 (23)
1988	268.3 (27)	132.5 (9)	135.8 (27)	292.6 (5)	131.2 (19)	161.4 (3)
1987	296.9 (23)	118.1 (20)	178.9 (24)	325.1 (11)	118.5 (14)	206.6 (15)
1986	332.9 (13)	85.8 (28)	247.1 (4)	323.8 (16)	137.7 (24)	186.1 (6)
1985	343.7 (9)	145.7 (6)	198.0 (14)	294.6 (7)	103.4 (6)	191.2 (9)
1984	328.9 (14)	127.0 (11)	201.9 (16)	318.7 (9)	117.8 (12)	200.8 (12)
1983	331.9 (13)	162.8 (5)	169.1 (25)	348.5 (20)	142.6 (21)	205.9 (17)
1982	292.6 (21)	149.7 (2)	142.9 (28)	312.0 (13)	143.2 (25)	168.8 (5)
1981	3351.4 (9)	127.5 (15)	223.9 (6)	364.2 (25)	184.4 (28)	179.8 (6)
1980	339.7 (10)	140.0 (7)	199.7 (12)	297.6 (8)	117.3 (11)	180.4 (7)
1979	341.9 (8)	140.8 (14)	201.1 (8)	270.2 (3)	110.6 (6)	159.6 (8)
1978	372.8 (1)	197.8 (1)	175.0 (9)	288.4 (9)	115.8 (4)	172.7 (21)
1977	307.9 (11)	164.5 (14)	143.4 (6)	259.99 (5)	114.6 (2)	145.2 (15)
1976	335.3 (8)	210.6 (2)	124.7 (20)	287.3 (11)	131.9 (8)	155.4 (16)
1975	305.9 (13)	131.8 (16)	174.1 (10)	318.9 (14)	158.6 (19)	160.3 (12)
1974	319.6 (6)	152.4 (6)	167.1 (8)	290.5 (13)	113.4 (4)	177.1 (22)
1973	274.5 (17)	115.1 (23)	159.4 (10)	299.1 (18)	203.6 (26)	95.6 (2)
1972	260.5 (21)	109.4 (22)	151.9 (15)	374.9 (26)	194.4 (26)	180.1 (4)
1971	254.0 (21)	119.2 (23)	134.8 (23)	290.9 (15)	137.0 (6)	153.9 (14)
1970	187.6 (26)	74.3 (26)	113.3 (26)	304.4 (23)	148.1 (26)	156.2 (10)



# GETTING YOU CLOSER TO THE GAME YOU LOVE.



Patriots fans never miss a moment of the action with Verizon. Cover the game from every angle at home with FiOS Quantum,<sup>SM</sup> America's Fastest,\* Most Consistent, and Most Reliable Internet. On the go, stay connected with NFL Mobile and watch live NFL games on Thursday, Sunday and Monday nights in more places on America's Largest 4G LTE Network.



[verizon.com](http://verizon.com)

\*Source: Reprinted from [www.pcmag.com](http://www.pcmag.com) with permission. © 2012 Ziff Davis, Inc. All Rights Reserved. FiOS available in select areas. FiOS Quantum Internet speeds up to 300 down and 65 up Mbps available. New England Patriots trademarks, including Patriots logo, are the property of New England Patriots LLC, and are used pursuant to a licensing agreement with New England Patriots LLC. Airtime, message and data rates may apply for app download and use. Available on select smartphones. Subscription required for video content on all devices. Coverage not available everywhere. © 2013 Verizon.

# RECORDS





# PATRIOTS ALL-TIME LEADERS

## ALL-TIME LEADING RUSHERS

(Based On Rushing Yardage)

NAME	YEARS	NO.	YDS	AVG	LG	TD
1. Sam Cunningham	1973-79,81-82	1,385	5,453	3.9	75t	43
2. Jim Nance	1965-71	1,323	5,323	4.0	65	45
3. Tony Collins	1981-87	1,191	4,647	3.9	54	32
4. Curtis Martin	1995-97	958	3,799	4.0	70t	32
5. Kevin Faulk	1999-11	864	3,607	4.2	45t	16
6. Don Calhoun	1975-81	820	3,391	4.1	73	23
7. John Stephens	1988-92	891	3,249	3.6	52	17
8. Corey Dillon	2004-06	753	3,180	4.2	50	37
9. Larry Garron	1960-68	759	2,981	3.9	85	14
10. Antowain Smith	2001-03	721	2,781	3.9	44	21
11. Stevan Ridley	2011-13	555	2,477	4.5	41	20
12. Craig James	1984-88	585	2,469	4.2	73	11
13. Leonard Russell	1991-93	689	2,437	3.5	24	13
14. Laurence Maroney	2006-09	582	2,430	4.2	59t	21
15. Mosi Tatupu	1978-90	612	2,415	3.9	55	18
16. Carl Garrett	1969-72	537	2,235	4.2	80t	15
17. Steve Grogan	1975-90	445	2,176	4.9	41t	35
18. BenJarvus Green-Ellis	2008-11	510	2,064	4.0	33t	29
19. Andy Johnson	1974-76, 78-81	491	2,017	4.1	69t	13
20. Ron Burton	1960-65	429	1,536	3.6	59	9
21. Sammy Morris	2007-10	334	1,486	4.4	55	12
22. Horace Ivory	1977-81	329	1,336	4.1	52	14
23. Mack Herron	1973-75	353	1,298	3.7	53	9
24. Robert Perryman	1987-89	369	1,294	3.5	48	9
25. Danny Woodhead	2010-12	250	1,199	4.8	36t	10
26. Vagas Ferguson	1980-82	290	1,163	4.0	44	5
27. Robert Edwards	1998	291	1,115	3.8	53	9
28. Jim Crawford	1960-64	302	1,078	3.6	34	5
29. Josh Ashton	1972-74	247	950	3.8	35	3
30. Vito "Babe" Parilli	1961-67	228	949	4.2	33t	15
31. Terry Allen	1999	254	896	3.5	39	8
32. Jim Plunkett	1971-75	159	817	5.1	37	9
33. LeGarrette Blount	2013	153	772	5.0	47t	7
34. Tom Brady	2000-13	434	766	1.8	22	14
35. Mark van Eeghen	1982-83	177	744	4.2	17	2
36. Robert Weathers	1982-86	159	733	4.6	77	4
37. Marion Butts	1994	243	703	2.9	26	8
38. Jon Vaughn	1991-92	144	597	4.1	36	3
39. Billy Lott	1961-63	143	573	4.0	38	7
40. Reggie Dupard	1986-89	186	571	3.1	49	6
41. John Tarver	1972-74	155	554	3.6	28	7
42. Drew Bledsoe	1993-2001	270	553	2.0	25	2
43. Brandon Bolden	2012-13	111	545	4.9	46	5
44. J.R. Redmond	2000-02	164	527	3.2	20	1
45. Patrick Pass	2000-06	128	526	4.1	31	3
46. Shane Vereen	2011-13	121	510	4.2	21	4
47. Tony Eason	1983-89	126	474	3.8	26	6
48. Heath Evans	2005-08	123	453	3.7	35	3
49. J.D. Garrett	1964-67	116	434	3.7	58	3
50. David Meggett	1995-97	120	432	3.6	25	3

### 100-Yard Rushing Games

#### Career

1. Nance, J. 17
2. Martin, C. 14

#### Season

1. Martin, C. 9 (1995)
- Dillon, C. 9 (2004)
2. Nance, J. 8 (1966)

#### Consecutive Games

1. Martin, C. 5 (11/26/95-12/23/95)
- Nance, J. 5 (11/13/66-12/11/66)
2. Calhoun, D. 4 (11/14/76-12/5/76)

## Top 10s

### By Rushing Attempts

NAME	ATT.
1. Cunningham, S. ....	1,385
2. Nance, J. ....	1,323
3. Collins, T. ....	1,191
4. Martin, C. ....	958
5. Stephens, J. ....	891
6. Faulk, K. ....	864
7. Calhoun, D. ....	820
8. Garron, L. ....	759
9. Dillon, C. ....	753
10. Smith, A. ....	721

### By Rushing TDs

NAME	TDs
1. Nance, J. ....	45
2. Cunningham, S. ....	43
3. Dillon, C. ....	37
4. Grogan, S. ....	35
5. Martin, C. ....	32
Collins, T. ....	32
7. Green-Ellis, B. ....	29
8. Calhoun, D. ....	23
9. Smith, A. ....	21
Maroney, L. ....	21

### By Rushing Average

(Minimum 450 Carries)

NAME	AVG.
1. Ridley, S. ....	4.5
2. Dillon, C. ....	4.2
Garrett, C. ....	4.2
James, C. ....	4.2
Faulk, K. ....	4.2
Maroney, L. ....	4.2
7. Calhoun, D. ....	4.1
Johnson, A. ....	4.1
9. Green-Ellis, B. ....	4.0
Nance, J. ....	4.0
Martin, C. ....	4.0
12. Collins, T. ....	3.9
Cunningham, S. ....	3.9
Garron, L. ....	3.9
Smith, Antowain ....	3.9
Tatupu, M. ....	3.9

# PATRIOTS ALL-TIME LEADERS

## ALL-TIME LEADING RECEIVERS

(Based On Number Of Receptions)

NAME	YEARS	NO.	YDS	AVG	LG	TD
1. Wes Welker, WR	2007-12	672	7,459	11.1	99t	37
2. Troy Brown, WR	1993-07	557	6,366	11.4	82t	31
3. Stanley Morgan, WR	1977-89	534	10,352	19.4	76t	67
4. Ben Coates, TE	1991-99	490	5,471	11.2	84t	50
5. Kevin Faulk, RB	1999-11	431	3,701	8.6	52t	15
6. Irving Fryar, WR	1984-92	363	5,726	15.8	80t	38
7. Terry Glenn, WR	1996-01	329	4,669	14.2	86t	22
8. Deion Branch, WR	2002-05, 2010-12	328	4,297	13.1	79t	24
9. Gino Cappelletti, WR	1960-70	292	4,589	15.7	63t	42
10. Jim Colclough, WR	1960-68	283	5,001	17.7	78t	39
11. Tony Collins, RB	1981-87	261	2,356	9.0	49	12
12. Randy Moss, WR	2007-10	259	3,904	15.1	76t	50
13. Rob Gronkowski, TE	2010-13	226	3,255	14.4	52t	42
14. Vincent Brisby, WR	1993-99	217	3,142	14.5	72	14
15. Sam Cunningham, RB	1973-79, 81-82	210	1,905	9.1	41	6
16. Marv Cook, TE	1989-93	210	1,843	8.8	49	11
17. Russ Francis, TE	1975-80, 87-88	207	3,157	15.3	53	28
18. Art Graham, WR	1963-68	199	3,107	15.6	80t	20
19. Cedric Jones, WR	1982-90	191	2,703	14.2	65t	16
20. Larry Garron, RB	1960-68	185	2,502	13.5	76t	26
21. Shawn Jefferson, WR	1996-99	178	3,081	17.3	76	14
22. Randy Vataha, WR	1971-76	178	3,055	17.2	88t	23
23. Aaron Hernandez, TE	2010-12	175	1,956	11.2	46	18
24. Julian Edelman, WR	2009-13	174	1,770	10.2	56t	10
25. Michael Timpson, WR	1989-94	172	2,472	14.4	60t	8
26. Benjamin Watson, TE	2004-09	167	2,102	12.6	40	20
27. David Patten, WR	2001-04	165	2,513	15.2	91t	16
28. Andy Johnson, RB	1974-76, 78-81	161	1,807	11.2	53	9
29. David Givens, WR	2002-05	158	2,214	14.0	57	12
30. Harold Jackson, WR	1978-81, 87	156	3,162	20.3	59	18
31. Jim Whalen, TE	1965-69	153	2,487	16.3	87t	17
32. Jim Nance, RB	1965-71	129	844	6.5	45	1
33. Reggie Rucker, WR	1971-74	126	1,884	15.0	69t	10
34. Greg McMurtry, WR	1990-93	120	1,519	12.7	65t	4
35. Daniel Graham, TE	2002-06	120	1,393	11.6	48	17
36. Derrick Ramsey, TE	1983-85	118	1,412	12.0	39	14
37. Lin Dawson, TE	1981-90	117	1,233	10.5	42	8
38. Curtis Martin, RB	1995-97	117	890	7.6	41	5
39. Stephen Starring, WR	1983-87	112	1,865	16.7	76t	11
40. Ron Burton, RB	1960-65	111	1,205	10.9	73t	8
41. Darryl Stingley, WR	1973-77	110	1,883	17.1	68	14
42. Tony Romeo, TE	1962-67	110	1,724	15.7	62	10
43. Carl Garrett, RB	1969-72	107	1,158	10.8	80t	3
44. David Meggett, RB	1995-97	104	829	8.0	49t	1
45. Sam Gash, FB	1992-97	104	826	7.9	30	6
46. John Stephens, RB	1988-92	100	781	7.8	43	1
47. Don Hasselbeck, TE	1977-83	99	1,444	14.6	51	15
48. Kevin Turner, RB	1992-94	98	856	8.7	32	6
49. Mosi Tatupu, RB	1978-90	96	843	8.8	41	2
50. Danny Woodhead, RB	2010-12	92	982	10.7	50	4

### 100-Yard Receiving Games

#### Career

1. Morgan, S.	38
2. Welker, W.	28
3. Moss, R.	18
4. Brown, T.	13
Glenn, T.	13

#### Season

1. Moss, R.	9 (2007)
Morgan, S.	9 (1986)
2. Welker, W.	8 (2011)
3. Welker, W.	6 (2009)

#### Consecutive Games

Welker, W.	4 (9/23/12-10/14/12)
Moss, R.	4 (9/9/07-10/1/07)

## Top 10s

### By Receiving YDs

NAME	YDS
1. Morgan, S.	10,352
2. Welker, W.	7,459
3. Brown, T.	6,366
4. Fryar, I.	5,726
5. Coates, B.	5,471
6. Colclough, J.	5,001
7. Glenn, T.	4,669
8. Cappelletti, G.	4,589
9. Branch, D.	4,297
10. Moss, R.	3,904

### By Receiving TDs

NAME	TDs
1. Morgan, S.	67
2. Coates, B.	50
Moss, R.	50
4. Cappelletti, G.	42
Gronkowski, R.	42
6. Colclough, J.	39
7. Fryar, I.	38
8. Welker, W.	37
9. Brown, T.	31
10. Francis, R.	28

### By Receiving YDs Avg.

(Minimum 150 Catches)

NAME	AVG.
1. Jackson, WR	20.3
2. Morgan, WR	19.4
3. Colclough, WR	17.7
4. Jefferson, WR	17.3
5. Vataha, WR	17.2
6. Whalen, TE	16.3
7. Fryar, WR	15.8
8. Cappelletti, WR	15.7
9. Graham, WR	15.6
10. Francis, TE	15.3

RECORDS

# PATRIOTS ALL-TIME LEADERS

## ALL-TIME LEADING PASSERS

(Based On Passing Yardage)

NAME	YEARS	ATT	CMP	YARDS	PCT	TD	INT	RTG
1. Tom Brady	2000-13	6,586	4,178	49,149	63.4	359	134	95.7
2. Drew Bledsoe	1993-01	4,518	2,544	29,657	56.3	166	138	75.9
3. Steve Grogan	1975-90	3,593	1,879	26,886	52.3	182	208	69.6
4. Vito "Babe" Parilli	1961-67	2,412	1,140	16,747	47.3	132	138	64.8
5. Tony Eason	1983-89	1,500	876	10,732	58.4	60	48	80.6
6. Jim Plunkett	1971-75	1,503	729	9,932	48.5	62	87	59.7
7. Hugh Millen	1991-92	612	370	4,276	60.5	17	28	71.8
9. Matt Cassel	2005-08	555	349	3,946	62.9	23	13	88.2
10. Mike Taliaferro	1968-70	680	305	3,920	44.9	27	44	49.8
11. Ed "Butch" Songin	1960-61	604	285	3,905	47.2	36	24	71.7
11. Matt Cavanaugh	1978-82	385	206	3,018	53.5	19	23	70.9
12. Marc Wilson	1989-90	415	214	2,631	51.6	9	16	62.6
13. Doug Flutie	1987-89,05	305	148	1,871	48.5	11	14	61.0
14. Tommy Hodson	1990-92	315	171	1,809	54.3	7	11	64.1
15. Tom Yewcic	1961-66	206	87	1,374	42.2	12	12	60.2
16. Scott Zolak	1992-98	244	124	1,314	50.8	8	7	65.8
17. Tom Sherman	1968-69	226	90	1,199	39.8	12	16	45.6
18. Joe Kapp	1970	219	98	1,104	44.7	3	17	32.6
19. Tom Ramsey	1985-88	164	84	1,005	51.2	6	9	59.6
20. Scott Secules	1993	134	75	918	56.0	2	9	54.3
21. Tom Owen	1976-81	114	58	655	50.9	3	9	44.3
22. Don Trull	1967	81	27	442	33.3	1	7	20.7
23. Brian Dowling	1972-73	54	29	383	53.7	2	1	81.0
24. Brian Hoyer	2009-11	43	27	286	62.8	1	1	80.2
25. Ed Wilson	1965	46	20	257	43.5	1	3	41.7
26. Tom Greene	1960	63	27	251	42.9	1	6	20.1
27. Neil Graff	1974-75	36	19	241	52.8	2	3	57.8
28. Jeff Carlson	1992	49	18	232	36.7	1	3	33.7
29. Andy Johnson	1974-76,78-81	13	7	194	53.8	4	1	106.6
30. Bob Bleier	1987	39	14	181	35.9	1	1	49.2
31. Richard Christy	1960	11	6	94	54.5	2	2	83.1
32. John Huarte	1966-67	20	8	88	40.0	0	2	14.2
32. Rohan Davey	2002-04	19	8	88	42.1	0	0	56.5
34. Mike Kerrigan	1983-84	15	7	85	46.7	0	1	36.8
35. Michael Bishop	1999-00	9	3	80	33.3	1	1	64.4
36. Dick Shiner	1973-74	10	5	68	50.0	0	1	32.5
37. John Friesz	1999-00	21	11	66	52.4	0	1	39.0
38. David Patten	2001-04	3	1	60	33.3	1	1	81.9
39. Don Westbrook	1977-81	2	2	52	100.0	0	0	118.8
40. Bob Gladieux	1969-72	3	1	48	33.3	0	1	42.4
41. Harvey White	1960	7	3	44	42.9	0	0	64.0
42. Larry Garron	1960-68	6	1	39	16.7	0	0	54.2
43. Harold Jackson	1978-81,87	4	2	35	50.0	0	0	80.2
43. David Meggett	1995-97	3	1	35	33.3	1	0	118.1
45. Jim Corcoran	1968	7	3	33	42.9	0	2	17.9
46. Kim Hammond	1969-70	6	2	31	33.3	0	0	51.4
47. Mosi Tatupu	1978-90	2	2	30	100.0	1	0	158.3
48. Vinny Testaverde	2006	3	2	29	66.7	1	0	137.5
49. Jim Crawford	1960-64	2	2	27	100.0	0	0	118.8
49. Gino Cappelletti	1960-70	1	1	27	100.0	1	0	158.3

### Top 10 By Passer Rating

(Minimum 200 Attempts)

NAME	RATING
1. Brady T.	95.7
2. Cassel, M.	88.2
3. Eason, T.	80.6
4. Bledsoe, D.	75.9
5. Millen, H.	71.8
6. Songin, B.	71.7
7. Cavanaugh, M.	70.9
8. Grogan, S.	69.6
9. Zolak, S.	65.8
10. Parilli, V.	64.8

### 300-Yard Passing Games

Career

NAME	NO.
1. Brady, T.	59
2. Bledsoe, D.	26
3. Grogan, S.	12

Season

NAME	NO.
1. Brady, T.	11 (2011)
2. Brady, T.	8 (2007)
3. Brady, T.	8 (2012)
4. Brady, T.	7 (2009)
5. Bledsoe, D.	6 (1994)

Consecutive Games

1. Brady, T. (10/18/09-11/22/09)	5
----------------------------------	---

## Top 10s

### By Passing Attempts

NAME	ATT
1. Brady T.	6,586
2. Bledsoe, D.	4,518
3. Grogan, S.	3,593
4. Parilli, V.	2,412
5. Plunkett, J.	1,503
6. Eason, T.	1,500
7. Taliaferro, M.	680
8. Millen, H.	612
9. Songin, B.	604
10. Cassel, M.	555

### By Passing Comp.

NAME	CMP
1. Brady, T.	4,178
2. Bledsoe, D.	2,544
3. Grogan, S.	1,879
4. Parilli, V.	1,140
5. Eason, T.	876
6. Plunkett, J.	729
7. Millen, H.	370
8. Cassel, M.	349
9. Taliaferro, M.	305
10. Songin, B.	285

### By Passing TDs

NAME	TDS
1. Brady, T.	359
2. Grogan, S.	182
3. Bledsoe, D.	166
4. Parilli, V.	132
5. Plunkett, J.	62
6. Eason, T.	60
7. Songin, B.	36
8. Taliaferro, M.	27
9. Cassel, M.	23
10. Cavanaugh, M.	19

### By Interceptions

NAME	INT.
1. Grogan, S.	208
2. Bledsoe, D.	138
3. Parilli, V.	138
4. Brady, T.	134
5. Plunkett, J.	87
6. Eason, T.	48
7. Taliaferro, M.	44
8. Millen, H.	28
9. Songin, B.	24
10. Cavanaugh, M.	23

### By Completion %

(Minimum 200 Attempts)

NAME	%
1. Brady, T.	63.4
2. Cassel, M.	62.9
3. Millen, H.	60.5
4. Eason, T.	58.4
5. Bledsoe, D.	56.3
6. Hodson, T.	54.3
7. Cavanaugh, M.	53.5
8. Grogan, S.	52.3
9. Wilson, M.	51.6
10. Zolak, S.	50.8

# PATRIOTS ALL-TIME LEADERS

## ALL-TIME LEADING SCORERS

(Based On Total Points)

NAME	YEARS	TD							FG	PAT	TP
		TD	RUN	PA	RT	PT	TWO				
1. Adam Vinatieri	1996-2005	0	0	0	0	1	263	367	1,158		
2. Gino Cappelletti	1960-70	42	0	42	0	4	176	342	1,130		
3. Stephen Gostkowski	2006-13	0	0	0	0	0	208	399	1,023		
4. John Smith	1974-83	0	0	0	0	0	128	308	692		
5. Tony Franklin	1984-87	0	0	0	0	0	93	163	442		
6. Stanley Morgan	1977-89	68	0	67	1	0	0	0	408		
7. Ben Coates	1991-99	50	0	50	0	1	0	0	302		
8. Randy Moss	2007-09	50	0	50	0	1	0	0	302		
9. Sam Cunningham	1973-79,81-82	49	43	6	0	0	0	0	294		
10. Jim Nance	1965-71	46	45	1	0	0	0	0	276		
11. Tony Collins	1981-87	44	32	12	0	0	0	0	264		
12. Irving Fryar	1984-92	42	1	38	3	0	0	0	252		
Larry Garron	1960-68	42	14	26	2	0	0	0	252		
14. Rob Gronkowski	2010-12	42	1	41	0	0	0	0	252		
15. Matt Bahr	1993-95	0	0	0	0	0	55	73	238		
Jim Colclough	1960-68	39	0	39	0	2	0	0	238		
17. Corey Dillon	2004-06	39	37	2	0	1	0	0	236		
18. Curtis Martin	1995-97	37	32	5	0	2	0	0	226		
19. Wes Welker	2007-12	37	0	37	0	1	0	0	225		
20. Steve Grogan	1975-90	36	35	0	1	0	0	0	216		
21. Troy Brown	1993-07	35	0	31	4	2	0	0	214		
22. Jason Staurovsky	1988-91	0	0	0	0	0	50	57	207		
23. Kevin Faulk	1999-11	33	16	15	2	1	0	0	200		
24. BenJarvus Green-Ellis	2008-11	29	29	0	0	0	0	0	174		
25. Russ Francis	1975-80,87-88	28	0	28	0	0	0	0	168		
26. Don Calhoun	1975-81	25	23	2	0	0	0	0	150		
27. Antowain Smith	2001-03	24	21	3	0	1	0	0	146		
28. Deion Branch	2002-05, 2010-12	24	0	24	0	0	0	0	144		
Randy Vataha	1971-76	24	0	23	1	0	0	0	144		
30. Laurence Maroney	2006-2009	22	21	1	0	1	0	0	134		
31. Terry Glenn	1996-2001	22	0	22	0	0	0	0	132		
Andy Johnson	1974-76,78-81	22	13	9	0	0	0	0	132		
Mosi Tatupu	1978-90	21	18	2	1	0	0	0	126		
Benjamin Watson	2004-09	20	0	20	0	0	0	0	120		
Art Graham	1963-68	20	0	20	0	0	0	0	120		
36. Stevan Ridley	2011-13	20	20	0	0	0	0	0	120		
37. Ron Burton	1960-65	19	9	8	2	0	0	0	114		
John Stephens	1988-92	19	17	1	1	0	0	0	114		
39. Aaron Hernandez	2010-12	18	0	18	0	0	0	0	108		
Carl Garrett	1969-72	18	15	3	0	0	0	0	108		
Harold Jackson	1978-81,87	18	0	18	0	0	0	0	108		
Cedric Jones	1982-90	18	0	16	2	0	0	0	108		
43. Charlie Gogolak	1970-72	0	0	0	0	0	20	42	102		
Daniel Graham	2002-06	17	0	17	0	0	0	0	102		
Horace Ivory	1977-81	17	14	2	1	0	0	0	102		
David Patten	2001-04	17	1	16	0	0	0	0	102		
47. Jim Whalen	1965-69	17	0	17	0	0	0	0	102		
48. Mack Herron	1973-75	16	9	6	1	0	0	0	96		
Darryl Stingley	1973-77	16	2	14	0	0	0	0	96		
50. Vito "Babe" Parilli	1961-67	15	14	1	0	1	0	0	92		

## ALL-PURPOSE YARDS

NAME	YEARS	RUSH	REC	PUNT	KICKOFF	DEF	TOTAL
1. Kevin Faulk	1999-2011	3,607	3,701	943	4,098	0	12,349
2. Stanley Morgan	1977-89	127	10,352	960	29	0	11,468
3. Troy Brown	1993-2007	178	6,366	2,625	1,862	22	11,053
4. Wes Welker	2007-12	146	7,459	1,185	280	0	9,070
5. Irving Fryar	1984-92	188	5,726	2,055	495	0	8,464

## Top 10s

### By Touchdowns

Name	TDs
1. Morgan, S.	68
2. Coates, B.	50
Moss, R.	50
4. Cunningham, S.	49
5. Nance, J.	46
6. Collins, T.	44
7. Gronkowski	43
8. Cappelletti, G.	42
Fryar, I.	42
Garron, L.	42
11. Colclough, J.	39
Dillon, C.	39

### By Field Goal Att.

Name	FGA
1. Cappelletti, G.	333
2. Vinatieri, A.	321
3. Gostkowski, S.	243
4. Smith, J.	191
5. Franklin, T.	125
6. Bahr, M.	72
7. Staurovsky, J.	69
8. Gogolak, C.	36
9. Baumann, C.	27
10. Sisson, S.	26

### By Field Goals Made

Name	FGs
1. Vinatieri, A.	263
2. Gostkowski, S.	208
2. Cappelletti, G.	176
4. Smith, J.	128
5. Franklin, T.	93
6. Bahr, M.	55
7. Staurovsky, J.	50
8. Gogolak, C.	20
9. Baumann, C.	18
10. Davis, G.	16

### By PATs Attempted

Name	No.
1. Gostkowski, S.	400
2. Vinatieri, A.	374
3. Cappelletti, G.	353
4. Smith, J.	323
5. Franklin, T.	166
6. Bahr, M.	73
7. Staurovsky, J.	59
8. Gogolak, C.	42
9. Graham, S.	37
10. Baumann, C.	34

### By PATs Made

Name	PATs
1. Gostkowski, S.	399
2. Vinatieri, A.	367
3. Cappelletti, G.	342
4. Smith, J.	308
5. Franklin, T.	163
6. Bahr, M.	73
7. Staurovsky, J.	57
8. Gogolak, C.	42
9. Graham, S.	35
10. Baumann, C.	31

RECORDS

# PATRIOTS ALL-TIME LEADERS

## ALL-TIME LEADING INTERCEPTORS

By Interceptions

NAME	YEARS	NO	YDS	AVG	LG	TD
1. Raymond Clayborn	1977-89	36	555	15.4	85	1
Ty Law	1995-04	36	583	16.2	65t	6
3. Ron Hall	1961-67	29	476	16.4	87	1
Roland James	1982-91	29	383	13.2	46	0
Fred Marion	1982-91	29	457	15.8	83	1
6. Mike Haynes	1976-82	28	393	14.0	50	1
7. Maurice Hurst	1989-95	27	263	9.7	36	1
8. Nick Buoniconti	1962-68	24	223	9.3	41	0
Ronnie Lippett	1983-91	24	420	17.5	73	2
10. Asante Samuel	2003-07	22	313	14.2	55t	3
11. Don Webb	1961-70	21	366	17.4	59	2
12. Lawyer Milloy	1996-02	19	123	6.5	30t	1
13. Ron Bolton	1972-75	18	116	6.4	56	0
14. Tim Fox	1976-81	17	215	12.6	29	0
Steve Nelson	1974-87	17	226	13.3	37	0
16. Tom Addison	1960-67	16	103	6.4	17	1
Rick Sanford	1979-84	16	198	12.4	99t	1
18. Devin McCourty	2010-13	15	201	13.4	50	0
Prentice McCray	1974-80	15	352	23.5	63t	2
Ross O'Hanley	1960-65	15	288	19.2	61	1
Chuck Shonta	1960-67	15	261	17.4	52	0
22. Willie Clay	1996-98	13	178	13.7	53t	1
23. Tedy Bruschi	1996-08	12	187	15.6	48t	4
Dick Felt	1962-66	12	199	16.6	35	0
Brandon Meriweather	2007-10	12	213	17.8	56	1
Mike Vrabel	2001-08	11	73	6.6	24t	1
27. Vincent Brown	1988-95	10	95	9.5	49t	1
Larry Carwell	1969-72	10	186	18.6	53t	1
Bob Howard	1975-77	10	90	9.0	44t	1
Leroy Mitchell	1967-68	10	50	5.0	20	0
Otis Smith	1996,2000-02	10	278	27.8	78t	2
Eugene Wilson	2003-07	10	74	7.4	24	1
33. Kyle Arrington	2009-12	9	133	14.8	36t	1
Ellis Hobbs	2005-08	9	87	9.7	70	0
Ed Philpott	1967-71	9	91	10.1	23	0
36. Fred Bruney	1960-62	8	125	15.6	33t	1
Rodney Harrison	2003-08	8	16	2.0	12	0
Tom Hennessey	1965-66	8	113	14.1	33	0
James Sanders	2005-10	8	172	21.5	42	2
40. Terrell Buckley	2001-02	7	126	18.0	52t	1
Patrick Chung	2009-12	7	125	17.9	51t	1
Jerome Henderson	1991-93,96	7	52	7.4	34	0
Sam Hunt	1974-79	7	189	27.0	68t	1
Tyrone Poole	2003-05	7	102	14.6	44	0
Johnny Rembert	1983-92	7	70	10.0	37	0
Bob Suci	1963	7	277	39.6	98t	2
Clyde Washington	1961-61	7	58	8.3	33	0
48. John Charles	1967-69	6	110	18.3	35t	2
Lawrence McGrew	1980-89	6	49	8.2	27	0
Rod McSwain	1984-90	6	89	14.8	42	0
Ricky Reynolds	1994-96	6	24	4.0	11t	1
John Sanders	1974-76	6	75	12.5	23t	1

### Top 10s

#### By Int. Return YDs

NAME	YDs
1. Law, T.....	583
2. Clayborn, R.....	555
3. Hall, R.....	476
4. Marion, F.....	457
5. Lippett, R.....	420
6. Haynes, M.....	393
7. James, R.....	383
8. Webb, D.....	366
9. McCray, P.....	352
10. Samuel, A.....	313

#### By Touchdowns

NAME	TDs
1. Law, T.....	6
2. Bruschi, T.....	4
3. Samuel, A.....	3
4. Lippett, R.....	2
McCray, P.....	2
McGinest, W.....	2
Sanders, J.....	2
Smith, O.....	2
Suci, B.....	2
Webb, D.....	2
Charles, J.....	2



# PATRIOTS ALL-TIME LEADERS

## ALL-TIME LEADING PUNTERS

By Yardage

NAME	YEARS	NO	YARDS	AVG	LG	BLK
1. Rich Camarillo	1981-87	468	19,922	42.6	76	4
2. Tom Yewcic	1961-66	377	14,553	38.6	70	9
3. Tom Tupa	1996-98	215	9,602	44.7	73	1
4. Tom Janik	1969-71	243	9,516	39.2	58	1
5. Lee Johnson	1999-01	203	8,578	42.3	76	1
6. Mike Patrick	1975-78	222	8,481	38.2	64	3
7. Ken Walter	2001-03, 06	211	8,143	38.6	58	2
8. Zoltan Mesko	2010-12	175	7,738	44.2	65	1
9. Josh Miller	2004-06	175	7,629	43.6	69	1
10. Shawn McCarthy	1991-92	169	6,877	40.7	93	2
11. Chris Hanson	2007-09	149	6,185	41.5	70	2
12. Jeff Feagles	1988-89	154	5,874	38.1	74	1
13. Terry Swanson	1967-68	127	5,081	40.0	62	2
14. Pat O'Neill	1994-95	110	4,355	39.6	67	0
15. Brian Hansen	1990	90	3,752	41.7	69	2
16. Bruce Barnes	1973-74	100	3,738	37.4	53	0
17. Ryan Allen	2013	76	3,491	45.9	65	0
18. Mike Hubach	1980-81	82	3,118	38.0	69	0
19. Mike Saxon	1993	73	3,096	42.4	59	3
20. Eddie Hare	1979	83	3,038	36.6	58	1

### By Punt Avg.

(Minimum 50 Punts)

NAME	AVG.
1. Allen, R. ....	45.9
2. Tupa, T. ....	44.7
3. Mesko, Z. ....	44.2
4. Miller, J. ....	43.6
5. Camarillo, R. ....	42.6
6. Saxon, M. ....	42.4
7. Johnson, L. ....	42.3
8. Hansen, B. ....	41.7
9. Hanson, C. ....	41.5
10. McCarthy, S. ....	40.6

## ALL-TIME LEADING PUNT RETURNERS

(Based on Return Yardage)

NAME	YEARS	NO.	FC	YDS.	AVG	LG	TD
1. Troy Brown	1993-07	252	116	2,625	10.4	85t	3
2. Irving Fryar	1984-92	206	71	2,055	10.0	85t	3
3. David Meggett	1995-97	142	34	1,438	10.1	60t	1
4. Julian Edelman	2009-13	107	38	1,317	12.3*	94t	3
5. Wes Welker	2007-12	114	49	1,185	10.4	69	0
6. Mike Haynes	1976-82	111	8	1,159	10.4	89t	2
7. Stanley Morgan	1977-89	92	32	960	10.4	80t	1
8. Kevin Faulk	1999-11	101	54	943	9.3	43	0
9. Mack Herron	1973-75	74	14	888	12.0	66	0
10. Ricky Smith	1982-84	54	20	537	9.9	55	0
11. Carl Garrett	1969-72	43	2	487	11.3	62	0
12. Roland James	1980-90	42	8	400	9.5	75t	1
13. Ron Burton	1960-65	56	NA	389	6.9	62	0
14. Tim Dwight	2005	32	13	273	8.5	29	0
15. Bob Suci	1963	25	NA	233	9.3	22	0
16. Ronnie Harris	1993-94	26	4	227	8.7	21	0
Walter Stanley	1992	28	17	227	8.1	50	0
18. Jerome Henderson	1991-96	27	10	201	7.4	39	0
19. Billy Johnson	1966-68	23	9	195	8.5	52	0
20. Ray Crittenden	1993-94	21	7	192	9.1	30	0
21. Chris Canty	1997-98	16	7	170	10.6	36	0
22. Sammy Martin	1988-91	20	2	165	8.3	28	0
23. Tom Stephens	1960-64	19	NA	151	7.9	26	0
24. Joe Bellino	1965-67	19	8	148	7.8	18	0
Fred Bruneau	1960-62	30	NA	148	4.9	11	0

## Top 10s

### By Punt Returns

NAME	NO.
1. Brown, T. ....	252
2. Fryar, I. ....	206
3. Meggett, D. ....	142
4. Welker, W. ....	114
5. Haynes, M. ....	111
6. Edelman, J. ....	107
Faulk, K. ....	101
7. Morgan, S. ....	92
9. Herron, M. ....	74
10. Burton, R. ....	56

### By Return Avg.

(Minimum 20 Ret.)

Name	Avg.
1. Edelman, J. ....	12.3*
2. Herron, M. ....	12.0
3. Garrett, C. ....	11.3
4. Welker, W. ....	10.4
Brown, T. ....	10.4
Haynes, M. ....	10.4
Morgan, S. ....	10.4
8. Meggett, D. ....	10.1
9. Fryar, I. ....	10.0
10. Smith, R. ....	9.9

\*NFL Record

RECORDS

# PATRIOTS ALL-TIME LEADERS

## ALL-TIME LEADING KICKOFF RETURNERS

(Based on Return Yardage)

NAME	YEARS	NO	YDS	AVG	LG	TD
1. Kevin Faulk	1999-11	181	4,098	22.6	95	2
2. Ellis Hobbs	2005-08	105	2,913	27.7	108t	3
3. David Meggett	1995-97	105	2,561	24.4	62	0
4. Bethel Johnson	2003-05	102	2,557	25.1	93t	2
5. Larry Garron	1960-68	89	2,299	25.8	95	2
6. Stephen Starring	1983-87	107	2,259	21.1	53	0
7. Carl Garrett	1969-72	92	2,251	24.5	63	0
8. Sammy Martin	1988-91	88	2,012	22.9	95t	1
9. Troy Brown	1993-07	87	1,862	21.4	54	0
10. Mack Herron	1973-75	71	1,796	25.3	92t	1
11. Raymond Clayborn	1977-89	57	1,538	27.0	101t	3
12. Ricky Smith	1982-84	67	1,505	22.5	98t	1
13. Derrick Cullors	1997-98	60	1,471	24.5	86t	1
14. Jay Cunningham	1965-67	64	1,372	21.4	45	0
15. Tony Collins	1981-87	65	1,335	20.5	46	0
16. Jon Vaughn	1991-92	54	1,281	23.7	100t	2
17. Horace Ivory	1977-81	45	1,191	26.5	98t	1
18. Brandon Tate	2009-10	45	1,163	25.8	103t	2
19. Ron Burton	1960-65	46	1,119	24.3	91t	1
20. Laurence Maroney	2006-09	41	1,062	25.9	77	0
21. J.D. Garrett	1964-67	48	1,054	22.0	42	0
22. Ray Crittenden	1993-94	47	938	20.0	44	0
23. Joe Bellino	1965-67	43	905	21.0	43	0
24. Allen Carter	1975-76	33	898	27.2	99t	1
25. Deion Branch	2002-05, 2010-12	36	863	24.0	63	0
26. Marvin Allen	1988-91	43	844	19.6	34	0
27. Allan Clark	1979-80	40	837	20.9	38	0
28. Willie Porter	1968	36	812	22.6	61	0
29. Devin McCourty	2010-13	35	810	23.1	104t	1
30. Patrick Pass	2000-06	36	745	20.7	36	0
31. Dick Christy	1960	24	617	25.7	NA	0
32. Odell Lawson	1970-71	27	593	22.0	52	0
33. Julian Edelman	2009-12	26	563	21.7	37	0
34. Andy Johnson	1974-81	28	544	19.4	41	0
35. Matthew Slater	2008-12	28	531	19.0	35	0
36. Walter Stanley	1992	29	529	18.2	40	0
37. Irving Fryar	1984-92	26	495	19.0	47	0
38. LeGarrette Blount	2013	17	494	29.3	30	0
39. Jess Phillips	1976-77	20	490	24.5	71	0
40. Danny Woodhead	2010-12	22	480	21.8	37	0
41. Jon Williams	1984	23	461	20.0	29	0
42. Billy Johnson	1966-68	24	453	18.9	36	0
43. Leroy Thompson	1994	18	376	20.9	30	0
44. Reggie Rucker	1971-74	15	375	25.0	43	0
45. Bob Suci	1963	17	360	21.2	35	0
46. Curtis Jackson	2000-01	15	353	23.5	47	0
47. Ron Gardin	1971	14	321	22.9	34	0
48. Chris Canty	1997-98	15	313	20.9	63	0
49. Josh Ashton	1972-74	15	309	20.6	31	0
50. Don Westbrook	1977-81	19	290	15.3	33	0

### Top 10s

#### By Kickoff Returns

NAME	NO.
1. Faulk, K. ....	181
2. Starring, S. ....	107
3. Hobbs, E. ....	105
Meggett, D. ....	105
5. Johnson, B. ....	102
6. Garrett, C. ....	92
7. Garron, L. ....	89
8. Martin, S. ....	88
9. Brown, T. ....	87
10. Herron, M. ....	71

#### By Kickoff Return Avg.

(Minimum 20 Ret.)

NAME	AVG.
1. Hobbs, E. ....	27.7
2. Carter, A. ....	27.2
3. Clayborn, R. ....	27.0
4. Ivory, H. ....	26.5
5. Maroney, L. ....	25.9
6. Garron, L. ....	25.8
Tate, B. ....	25.8
8. Christy, D. ....	25.7
9. Herron, M. ....	25.3
10. McCourty, D. ....	24.3

# PATRIOTS LONGEST PLAYS

## RUSHING

PLAYER	YDS	OPP.	DATE
1. Larry Garron	85t	vs BUF	10/22/61
2. Carl Garrett	80t	vs MIA	11/09/69
3. Robert Weathers	77	vs BAL (Colts)	09/04/83
Ron Burton	77	at DEN	10/23/60
5. Sam Cunningham	75t	at BUF	10/20/74
6. Craig James	73	vs STL (Cards)	12/02/84

## PASSING

PLAYER	YDS	OPP.	DATE
1. T. Brady to W. Welker	99t	at MIA	09/12/11
2. T. Brady to D. Patten	91t	at IND	10/21/01
3. T. Eason to C. James	90t	at CHI	09/15/85
4. J. Plunkett to R. Vataha	88t	at BAL (Colts)	12/19/71
5. T. Sherman to J. Whalen	87t	at NYJ	10/27/68
6. D. Bledsoe to T. Glenn	86t	at PIT	12/06/98
7. D. Bledsoe to B. Coates	84t	vs. MIA	11/13/96
8. T. Brady to S. Vereen	83t	at NYJ	11/22/12

## KICKOFF RETURNS

PLAYER	YDS	OPP.	DATE
1. Ellis Hobbs	108t	at NYJ	09/09/07
2. Devin McCourty	104t	vs NYJ	10/21/12
3. Brandon Tate	103t	at MIA	10/04/10
4. Raymond Clayborn	101t	at BAL (Colts)	12/18/77
5. Raymond Clayborn	100t	at NYJ	10/02/77
Jon Vaughn	100t	at CIN	12/20/92
7. Allen Carter	99t	at BAL (Colts)	12/21/75
Jon Vaughn	99t	at PHX	09/29/91
9. Ricky Smith	98t	vs NYJ	09/19/82
Horace Ivory	98t	at BAL (Colts)	10/19/80
11. Brandon Tate	97t	vs. CIN	9/2/10
12. Ellis Hobbs	95t	at OAK	12/14/08
Kevin Faulk	95	vs NYJ	11/15/99
Sammy Martin	95t	at IND	11/27/88
Larry Garron	95t	at BUF	11/03/62

## PUNT RETURNS

PLAYER	YDS	OPP.	DATE
1. Julian Edelman	94t	vs MIA	01/02/11
2. Mike Haynes	89t	vs BUF	11/07/76
3. Troy Brown	85t	vs CLV	12/09/01
Irving Fryar	85t	at BUF	09/22/85
5. Stanley Morgan	80t	vs BAL (Colts)	11/18/79
6. Irving Fryar	77t	vs IND	11/10/85
7. Roland James	75t	vs. NYJ	11/15/09
8. Julian Edelman	72t	vs KC	11/21/11
9. Wes Welker	69	at IND	11/15/09
10. Julian Edelman	68t	vs. IND	11/18/12
Troy Brown	68t	at CAR	01/06/02

## INTERCEPTION RETURNS

PLAYER	YDS	OPP.	DATE
1. Jimmy Hitchcock	100t	vs MIA	11/23/97
2. Rick Sanford	99t	at CHI	12/05/82
3. Bob Suci	98t	vs HOU ( Oilers)	01/01/63
4. Darius Butler	91t	at HOU	01/03/10
5. Victor Green	90t	at NYJ	09/15/02
6. Alfonso Dennard	87t	vs IND	11/18/12
Ron Hall	87t	at DEN	09/18/66
8. Raymond Clayborn	85t	at CLE	10/07/84
9. Fred Marion	83t	at SEA	11/17/85
10. Chris Singleton	82t	at IND	11/15/92

## PUNTS

PLAYER	YDS	OPP.	DATE
1. Shawn McCarthy	93	at BUF	11/03/91
2. Luke Prestridge	89	vs MIA	10/21/84
3. Bob Scarpito	87	at DEN	09/29/68
4. Luke Prestridge	82	vs NYJ	10/28/84
5. Rich Camarillo	76	vs NYJ	09/19/82
Lee Johnson	76	at CIN	09/09/01
7. Rich Camarillo	75	at CHI	09/15/85
Rich Camarillo	75	at OAK	11/01/81
10. Jeff Feagles	74	vs IND	10/02/88

## FIELD GOALS

PLAYER	YDS	OPPONENT	DATE
1. Adam Vinatieri	57	at CHI	11/10/02
2. Adam Vinatieri	55	at ST.L	12/13/98
Matt Bahr	55	at MIA	11/12/95
4. Stephen Gostkowski	54	vs. NO	10/13/13
Adam Vinatieri	54	vs. CLE	12/09/01
6. Stephen Gostkowski	53	at HOU	12/01/13
Stephen Gostkowski	53	at HOU	12/01/13
Stephen Gostkowski	53	vs. TB	09/22/13
Stephen Gostkowski	53	vs. ARZ	09/16/12
Stephen Gostkowski	53	at DEN	10/11/09
Adam Vinatieri	53	vs. K.C.	12/04/00
Jason Staurouovsky	53	vs. SEA	10/07/90
Gino Cappelletti	53	at NYJ	11/28/65
12. Stephen Gostkowski	52	vs. CHI	11/26/06
Adam Vinatieri	52	at IND	09/13/98
Adam Vinatieri	52	vs. BUF	10/12/97
Greg Davis	52	at ATL	10/15/89
16. Stephen Gostkowski	51	vs. ARZ	09/16/12
Stephen Gostkowski	51	at HOU	01/03/10
Adam Vinatieri	51	vs. BAL	01/02/00
Matt Bahr	51	vs. DEN	10/08/95
Charlie Gogolak	51	at MIA	10/17/71
Gino Cappelletti	51	vs. DEN	11/20/64
Greg Davis	51	at IND	10/29/89
23. Stephen Gostkowski	50	vs. CLE	12/08/13
Stephen Gostkowski	50	at NYJ	11/13/11
Stephen Gostkowski	50	at SEA	12/07/08
Adam Vinatieri	50	at BAL	10/06/96
Jason Staurouovsky	50	vs. IND	12/03/89
Teddy Garcia	50	at MIN	09/11/88
Tony Franklin	50	vs. LA (Raid)	11/01/87
Tony Franklin	50	vs. DET	12/08/85
Tony Franklin	50	at T.B.	10/27/85
John Smith	50	vs. K.C.	10/04/81

# OPPONENTS LONGEST PLAYS

## RUSHING

PLAYER	YDS	OPP.	DATE
1. Jack Larschied	87t	at OAK	10/16/60
2. Thurman Thomas	80t	at BUF	11/18/90
O.J. Simpson	80t	vs BUF	09/16/73
4. Tony Dorsett	75t	vs DAL	09/21/81
5. Maurice Jones-Drew	74t	at JAX	12/24/06
6. Wayne Patrick	72	at BUF	10/11/69

## PASSING

PLAYER	YDS	OPP.	DATE
1. George Shaw to Jerry Tarr	97t	vs DEN	09/21/62
2. Len Dawson to Frank Pitts	90t	at KC	11/17/68
3. Ken O'Brien to Wesley Walker	88t	at NYJ	11/24/85
4. Steve DeBerg to S. Paige	86t	vs KC	12/02/90
Clyde Grosscup to Don Maynard	86t	at NY Titans	10/06/62
6. John Hadl to Lance Alworth	85t	vs SD	10/17/65
Ben Roethlisberger to Hines Ward	85t	at PIT	09/25/05

## KICKOFF RETURNS

PLAYER	YDS	OPP.	DATE
1. Charlie Warner	102t	vs BUF	11/07/65
2. Terrence McGee	98t	at BUF	10/03/04
3. Mercury Morris	96t	at MIA	12/06/70
4. C.J. Spiller	95t	vs BUF	09/26/10
5. Mercury Morris	94t	vs MIA	12/05/71
6. Ode Burrell	93t	at HOU (Oilers)	11/29/64
Elbert Dubenion	93t	at BUF	11/03/62
8. Leon Washington	92t	vs. NYJ	11/13/08
Reggie Barrow	92t	at JAX	12/07/97

## PUNT RETURNS

PLAYER	YDS	OPP.	DATE
1. Adam "Pacman" Jones	81t	at TEN	12/31/06
2. Chris Gamble	76	at CAR	09/18/05
Andre Hastings	76	at NO	10/04/98
Goldie Sellers	76t	at KC	11/17/68
Eugene Mingo	76t	vs DEN	09/09/60
6. Mike Nelms	75t	at WAS	10/25/81
Nesby Glasgow	75t	vs BAL (Colts)	11/18/79

## INTERCEPTION RETURNS

PLAYER	YDS	OPP.	DATE
1. Bryant Westbrook	101t	at DET	11/23/00
2. Dick Anderson	94t	vs MIA	11/24/68
3. Ray Buchanan	90t	vs IND	12/11/94
4. Lawrence Timmons	89	vs PIT	11/30/08
5. Al Harris	84	at PHI	12/19/99
6. Leroy Irvin	80	vs LA Rams	11/16/80
7. Levi Johnson	76	at DET	10/10/76
8. Ty Law	74t	at NYJ	12/26/05

## PUNTS

PLAYER	YDS	OPP.	DATE
1. Andy Lee	82	at SF	10/05/08
2. Bob Parsons	81	at CHI	12/05/82
3. Joe Prokop	76	vs NYJ	11/05/89
4. James Fraser	75	at DEN	11/11/62
Brian Moorman	75	vs BUF	09/23/07
6. Reggie Roby	73	vs MIA	10/05/86
7. Mark Horan	71	vs DEN	10/27/91
Brian Moorman	71	at BUF	09/07/03

On Jan. 13, 2013, Houston Texans K Shayne Graham connected on a 55-yard field goal attempt, the longest field goal in Gillette Stadium history.

## FIELD GOALS

PLAYER	YDS	OPP	DATE
1. Michael Koenen	58	at ATL	10/09/05
2. David Akers	57	at PHI	09/14/03
3. Nick Folk	54	vs NYJ	10/21/12
Mike Nugent	54	vs CIN	09/12/10
Morten Anderson	54	at ATL	10/01/95
Norm Johnson	54	at ATL	11/29/92
Dean Biasucci	54	vs IND	11/11/90
8. Ryan Lindell	53	vs BUF	09/10/06
Olindo Mare	53	vs. MIA	10/17/99
Jason Elam	53	at DEN	09/07/98
Pat Leahy	53	vs NYJ	10/20/85
Uwe von Schamann	53	vs MIA	10/21/79
13. Dan Carpenter	52	vs. MIA	11/08/09
Adam Vinatieri	52	at IND	11/02/08
Rian Lindell	52	at BUF	11/18/07
John Kasay	52	at CAR	09/18/05
Neil Rackers	52	at ARZ	09/19/04
Pat Leahy	52	vs. NYJ	10/20/85
Raul Allegre	52	vs BAL (Colts)	09/04/83
Raul Allegre	52	at BAL (Colts)	10/09/83
Uwe von Schamann	52	vs MIA	11/13/83
Chris Bahr	52	at CIN	10/15/78
21. John Kasay	51	at CAR	09/18/05
Jason Elam	51	vs. DEN	10/08/95
Steve Christie	51	at BUF	11/26/95
Tony Franklin	51	vs MIA	11/06/88
Chris Bahr	51	at OAK	11/11/81

# YEAR-BY-YEAR LEADERS

## YEAR-BY-YEAR LEADING SCORERS

YR	PLAYER	TD	PAT	FG	TOTAL	YR	PLAYER	TD	PAT	FG	TOTAL
1960	Gino Cappelletti	0	30#	8	60	1987	Tony Franklin	0	37	15	82
1961	Gino Cappelletti	8	48	17**	147**	1988	Robert Perryman	6	0	0	36
1962	Gino Cappelletti	5	38	20	128	1989	Greg Davis	0	13	16	61
1963	Gino Cappelletti	2	35	22**	113**	1990	Jason Staurovsky	0	19	16	67
1964	Gino Cappelletti	7	36	25**	155**	1991	Jason Staurovsky	0	10	13	49
1965	Gino Cappelletti	9	27	17	132**	1992	Charlie Baumann	0	22	11	55
1966	Gino Cappelletti	6	35	16	119**	1993	Scott Sisson	0	15	14	57
1967	Gino Cappelletti	3	29	16	95	1994	Matt Bahr	0	36	27	117
1968	Gino Cappelletti	2	26	15	83	1995	Matt Bahr	0	27	23	96
1969	Gino Cappelletti	0	26	14	68	1996	Adam Vinatieri	0	39	27	120
1970	Jim Nance	7	0	0	42	1997	Adam Vinatieri	0	40	25	115
1971	Charlie Gogolak	0	28	12	64	1998	Adam Vinatieri	0	32	31	127
1972	Carl Garrett	5	0	0	30	1999	Adam Vinatieri	0	29	26	107
1973	Jeff White	0	21	14	63	2000	Adam Vinatieri	0	25	27	106
1974	John Smith	0	42	16	90	2001	Adam Vinatieri	0	41	24	113
1975	John Smith	0	33	9	60	2002	Adam Vinatieri	0	36	27	117
1976	John Smith	0	42	15	87	2003	Adam Vinatieri	0	37	25	112
1977	John Smith	0	33	15	78	2004	Adam Vinatieri	0	48	31	141*
1978	Horace Ivory	11	0	0	66	2005	Adam Vinatieri	0	40	20	100
1979	John Smith	0	46	23	115*	2006	Stephen Gostkowski	0	43	20	103
1980	John Smith	0	51	26	129*	2007	Randy Moss	23	0	0	138
1981	John Smith	0	37	15	82	2008	Stephen Gostkowski	0	40*	36	148*
1982	John Smith	0	6	5	21	2009	Stephen Gostkowski	0	47	26	125
1983	Tony Collins	10	0	0	60	2010	BenJarvus Green-Ellis	13	0	0	78
1984	Tony Franklin	0	42	22	108	2011	Stephen Gostkowski	0	59	28	143
1985	Tony Franklin	0	40	24	112	2012	Stephen Gostkowski	0	66*	29	153*
1986	Tony Franklin	0	44	32	140*	2013	Stephen Gostkowski	0	44	38*	158*

# -Also made three 2-point conversions

\*-NFL Leader \*\* -AFL Leader



John Smith is one of two Patriots along with Stephen Gostkowski (2008, 2012) to lead the NFL in scoring twice (1979, 1980).



Sam Cunningham led the Patriots in rushing from 1975-79, totaling 3,836 yards over the five seasons.

## YEAR-BY-YEAR LEADING RUSHERS

YR	PLAYER	ATT	YDS	AVG	LG	TD	YR	PLAYER	ATT	YDS	AVG	LG	TD
1960	Alan Miller	101	416	4.2	33	2	1987	Tony Collins	147	474	3.2	19	3
1961	Billy Lott	100	461	4.6	38	5	1988	John Stephens	297	1168	3.9	52	4
1962	Ron Burton	134	548	4.1	59	2	1989	John Stephens	244	833	3.4	35†	7
1963	Larry Garron	179	750	4.2	47†	2	1990	John Stephens	212	808	3.8	26	2
1964	Larry Garron	183	585	3.2	16	2	1991	Leonard Russell	266	959	3.6	24	4
1965	Jim Nance	111	321	2.9	20	5	1992	Jon Vaughn	113	451	4.0	36	1
1966	Jim Nance	299*	1458*	4.9	65†	11*	1993	Leonard Russell	300	1088	3.6	21	7
1967	Jim Nance	269*	1216*	4.5	53	7*	1994	Marion Butts	243	703	2.9	26	8
1968	Jim Nance	177	593	3.4	30†	4	1995	Curtis Martin	368	1487	4.0	49	14
1969	Jim Nance	193	750	3.9	43	6	1996	Curtis Martin	316	1152	3.6	57	14
1970	Jim Nance	145	522	3.6	21	7	1997	Curtis Martin	274	1160	4.2	70†	4
1971	Carl Garrett	181	784	4.3	38	1	1998	Robert Edwards	291	1115	3.8	53	9
1972	Josh Ashton	128	546	4.3	35	3	1999	Terry Allen	254	896	3.5	39	8
1973	Sam Cunningham	155	516	3.3	25	4	2000	Kevin Faulk	164	570	3.5	18	4
1974	Mack Herron	231	824	3.6	28	7	2001	Antowain Smith	287	1157	4.0	44	12
1975	Sam Cunningham	169	666	3.9	17	6	2002	Antowain Smith	252	982	3.9	42†	6
1976	Sam Cunningham	172	824	4.8	24	3	2003	Antowain Smith	182	642	3.5	30	3
1977	Sam Cunningham	270	1015	3.8	31†	4	2004	Corey Dillon	345	1635	4.7	44	12
1978	Sam Cunningham	199	768	3.9	52†	8	2005	Corey Dillon	209	733	3.5	29	12
1979	Sam Cunningham	159	563	3.5	27	5	2006	Corey Dillon	199	812	4.1	50	13
1980	Vagas Ferguson	211	818	3.9	44	2	2007	Laurence Maroney	185	835	4.5	59†	6
1981	Tony Collins	204	873	4.3	29	7	2008	Sammy Morris	156	727	4.7	35	7
1982	Tony Collins	164	632	3.9	54	1	2009	Laurence Maroney	194	757	3.9	45†	9
1983	Tony Collins	219	1049	4.8	50†	10	2010	BenJarvus Green-Ellis	229	1008	4.4	33†	13
1984	Craig James	160	790	4.9	73	1	2011	BenJarvus Green-Ellis	181	667	3.7	18	11
1985	Craig James	263	1227	4.7	65†	5	2012	Stevan Ridley	290	1263	4.4	41	12
1986	Craig James	154	427	2.8	16	4	2013	Stevan Ridley	178	773	4.3	29	7

\*-AFL Leader



# YEAR-BY-YEAR LEADERS

## YEAR-BY-YEAR LEADING PASSERS

YR	PLAYER	ATT	CMP	PCT.	YDS	TD	LG	INT
1960	Butch Songin	392	187	47.7	2476	22	78	15
1961	Butch Songin	212	98	46.2	1429	14	58†	9
1962	Babe Parilli	253	140	55.3	1988	18	67†	8
1963	Babe Parilli	337	153	45.4	2345	13	77†	24
1964	Babe Parilli	473	228	48.2	3465*	31*	80†	27*
1965	Babe Parilli	426	173	40.6	2597	18	73†	26
1966	Babe Parilli	382	181	47.4	2721	20	63†	20
1967	Babe Parilli	344	161	46.8	2317	19	79†	24
1968	Tom Sherman	226	90	39.8	1199	12	87†	16
1969	Mike Taliaferro	331	160	48.3	2160	19	77	18
1970	Joe Kapp	219	98	44.7	1104	3	48	17
1971	Jim Plunkett	328	158	48.2	2158	19	88†	16
1972	Jim Plunkett	355	169	47.6	2196	8	62	25
1973	Jim Plunkett	376	193	51.3	2550	13	64	17
1974	Jim Plunkett	352	173	49.1	2457	19	69†	22
1975	Steve Grogan	274	139	50.7	1976	11	62†	18
1976	Steve Grogan	302	145	48.0	1903	18	58†	20
1977	Steve Grogan	305	160	52.5	2162	17	68	21
1978	Steve Grogan	362	181	50.0	2824	15	75†	23
1979	Steve Grogan	423	206	48.7	3286	28	63†	20
1980	Steve Grogan	306	175	57.2	2475	18	71	22
1981	Steve Grogan	216	117	54.2	1859	7	76†	16
1982	Steve Grogan	122	66	54.1	930	7	62†	4
1983	Steve Grogan	303	168	55.4	2411	15	76†	12
1984	Tony Eason	431	259	60.1	3228	23	76†	8
1985	Tony Eason	299	168	56.2	2156	11	90†	17
1986	Tony Eason	448	276	61.6	3328	19	49	10

YR	PLAYER	ATT	CMP	PCT.	YDS	TD	LG	INT
1987	Steve Grogan	161	93	57.8	1183	10	40	9
1988	Doug Flutie	179	92	51.4	1150	8	80†	10
1989	Steve Grogan	261	133	51.0	1697	9	55†	14
1990	Marc Wilson	265	139	52.5	1625	6	36	11
1991	Hugh Millen	409	246	60.1	3073	9	60†	18
1992	Hugh Millen	203	124	61.1	1203	8	39	10
1993	Drew Bledsoe	429	214	49.9	2494	15	54†	15
1994	Drew Bledsoe	691*	400*	57.9	4555*	25	62†	27*
1995	Drew Bledsoe	636*	323	50.8	3507	13	47†	16
1996	Drew Bledsoe	623*	373*	59.9	4086	27	84†	15
1997	Drew Bledsoe	522	314	60.2	3706	28	76	15
1998	Drew Bledsoe	481	263	54.7	3633	20	86†	14
1999	Drew Bledsoe	539	305	56.6	3985	19	68†	21
2000	Drew Bledsoe	531	312	58.8	3291	17	59	13
2001	Tom Brady	413	264	63.9	2843	18	91†	12
2002	Tom Brady	601	373	62.1	3764	28*	49†	14
2003	Tom Brady	527	317	60.2	3620	23	82†	12
2004	Tom Brady	474	288	60.8	3692	28	50	14
2005	Tom Brady	530	334	63.0	4110*	26	71	14
2006	Tom Brady	516	319	61.8	3529	24	62†	12
2007	Tom Brady	578	398	68.9*	4806*	50*	69†	8
2008	Matt Cassel	516	327	63.4	3693	21	76†	11
2009	Tom Brady	565	371	65.7	4398	28	81†	13
2010	Tom Brady	492	324	65.9	3900	36*	79†	4
2011	Tom Brady	611	401	65.6	5235	39	99†	12
2012	Tom Brady	637	401	63.0	4827	34	83†	8
2013	Tom Brady	628	380	60.5	4343	25	81†	11

\*NFL Leader



Jim Plunkett's 88-yard touchdown pass during the 1971 season ranks as the fourth longest in Patriots history.



Ben Coates reigns as the only Patriots tight end to lead the team in receiving five times (1993-95, 97-98).

## YEAR-BY-YEAR LEADING RECEIVERS

(BY RECEPTIONS)

YR	PLAYER	NO	YDS	AVG	LG	TD
1960	Jim Colclough	49	666	13.6	61	9
1961	Gino Cappelletti	45	768	17.1	53	8
1962	Jim Colclough	40	868	21.7	78†	10
	Ron Burton	40	461	11.5	69	4
1963	Jim Colclough	42	693	16.5	56†	3
1964	Gino Cappelletti	49	865	17.7	58†	7
1965	Jim Colclough	40	677	16.9	41	3
1966	Art Graham	51	673	13.2	42	4
1967	Art Graham	41	606	14.8	79†	4
1968	Jim Whalen (TE)	47	718	15.3	87†	7
1969	Carl Garrett (RB)	29	267	9.2	34	2
1970	Ron Sellers	38	550	14.5	48	4
1971	Randy Vataha	51	872	17.1	88†	9
1972	Reggie Rucker	44	681	15.5	62	3
1973	Reggie Rucker	53	743	14.0	64	3
1974	Mack Herron (RB)	38	474	12.5	48	5
1975	Randy Vataha	46	720	15.7	47	6
1976	Andy Johnson (RB)	29	343	11.8	53	4
1977	Sam Cunningham (RB)	42	370	8.8	35	1
1978	Russ Francis (TE)	39	543	13.9	53	4
1979	Harold Jackson	45	1013	22.5	59	7
1980	Stanley Morgan	45	991	22.0	71	6
1981	Don Hasselbeck (TE)	46	808	17.6	51	6
1982	Stanley Morgan	28	584	20.9	75†	3
1983	Stanley Morgan	58	863	14.9	50†	2
1984	Derrick Ramsey (TE)	66	792	12.0	34	7
1985	Tony Collins (RB)	52	549	10.6	49	2

YR	PLAYER	NO	YDS	AVG	LG	TD
1986	Stanley Morgan	84	1491	17.8	44†	10
1987	Tony Collins (RB)	44	347	7.9	29	3
1988	Reggie Dupard (RB)	34	232	6.8	15	0
1989	Eric Sievers (TE)	54	615	11.4	46	0
1990	Irving Fryar	54	856	15.9	56	4
1991	Marv Cook (TE)	82	808	9.9	49	3
1992	Irving Fryar	55	791	14.4	54†	4
1993	Ben Coates (TE)	53	659	12.4	54†	8
1994	Ben Coates (TE)	96	1174	12.2	62†	7
1995	Ben Coates (TE)	84	915	10.9	35	6
1996	Terry Glenn	90	1132	12.6	37†	6
1997	Ben Coates (TE)	66	737	11.2	35	8
1998	Ben Coates (TE)	67	668	10.0	33	6
1999	Terry Glenn	69	1147	16.6	67	4
2000	Troy Brown	83	944	11.4	44†	4
2001	Troy Brown	101	1199	11.9	60†	5
2002	Troy Brown	97	890	9.2	38	3
2003	Deion Branch	57	803	14.1	66†	3
2004	David Givens	56	874	15.6	50	3
2005	Deion Branch	78	998	12.8	51	5
2006	Reche Caldwell	61	760	12.5	62†	4
2007	Wes Welker	112*	1175	10.5	42	8
2008	Wes Welker	111	1165	10.5	64	3
2009	Wes Welker	123*	1348	11.0	58	4
2010	Wes Welker	86	848	9.9	35	7
2011	Wes Welker	122*	1569	12.9	99†	9
2012	Wes Welker	118	1354	11.5	59	6
2013	Julian Edelman	105	1056	10.1	44	6

\*NFL Leader

# YEAR-BY-YEAR LEADERS

## YEAR-BY-YEAR NET YARDS FROM SCRIMMAGE

YR	PLAYER	TOTAL YDS	RUSH	REC.
1960	Alan Miller	700	416	284
1961	Jim Colcough	794	37	757
	Billy Lott	794	461	333
1962	Ron Burton	1009	548	461
1963	Larry Garrison	1168	750	418
1964	Larry Garrison	935	585	350
1965	Gino Cappelletti	680	0	680
1966	Jim Nance	1561**	1458**	103
1967	Jim Nance	1412	1216	196
1968	Jim Whalen	718	0	718
1969	Carl Garrett	958	691	267
1970	Jim Nance	670	522	148
1971	Carl Garrett	1049	784	265
1972	Carl Garrett	898	488	410
1973	Reggie Rucker	742	-1	743
1974	Mack Herron	1298	824	474
1975	Sam Cunningham	919	666	253
1976	Sam Cunningham	1123	824	474
1977	Sam Cunningham	1385	1015	370
1978	Sam Cunningham	1065	768	297
1979	Stanley Morgan	1041	39	1002
1980	Stanley Morgan	1027	36	991
1981	Tony Collins	1105	873	232
1982	Tony Collins	819	632	187
1983	Tony Collins	1306	1049	257
1984	Craig James	949	790	159
1985	Craig James	1587	1227	360

YR	PLAYER	TOTAL YDS	RUSH	REC.
1986	Stanley Morgan	1491	0	1491
1987	Tony Collins	821	474	347
1988	John Stephens	1266	1168	98
1989	John Stephens	1040	833	207
1990	John Stephens	1004	808	196
1991	Leonard Russell	1040	959	81
1992	Irving Fryar	797	6	791
1993	Leonard Russell	1333	1088	245
1994	Ben Coates	1174	0	1174
1995	Curtis Martin	1487	1487	261
1996	Curtis Martin	1485	1152	333
1997	Curtis Martin	1456	1160	296
1998	Robert Edwards	1446	1115	331
1999	Terry Glenn	1147	0	1147
2000	Kevin Faulk	1035	570	465
2001	Antowain Smith	1349	1157	192
2002	Antowain Smith	1225	982	243
2003	Kevin Faulk	1078	638	440
2004	Corey Dillon	1738	1635	103
2005	Deion Branch	998	0	998
2006	Corey Dillon	959	812	147
2007	Randy Moss	1493	0	1493
2008	Wes Welker	1191	26	1165
2009	Wes Welker	1384	36	1348
2010	BenJarvus Green-Ellis	1093	1008	85
2011	Wes Welker	1599	30	1569
2012	Wes Welker	1374	20	1354
2013	Julian Edelman	1067	11	1056



Tony Collins is one of three Patriots, along with Sam Cunningham and Wes Welker, to lead the team in net yards from scrimmage four times.



Maurice Hurst's six seasons as the leading intreceptor are the most by any Patriot (1989-90, 91-94).

## YEAR-BY-YEAR LEADING INTERCEPTORS

YR	PLAYER	NO	YDS	AVG	LG	TD
1960	Gino Cappelletti	4	68	17.0	24	0
	Harry Jacobs	4	26	6.5	14	0
1961	Don Webb	5	153	30.6	59	2
1962	Ross O'Hanley	5	83	16.6	28	0
1963	Bob Suci	7	277	39.6	98	2
1964	Ron Hall	11	148	13.5	50	0
1965	Ron Hall	3	35	11.7	29	0
	Nick Buoniconti	3	31	10.3	26	0
1966	Ron Hall	6	159	26.5	87	0
1967	Nick Buoniconti	4	7	1.8	7	0
	Don Webb	4	91	22.8	41	0
1968	Leroy Mitchell	7	41	5.9	20	0
1969	Larry Carwell	4	114	28.5	38	0
	John Charles	4	46	11.5	25t	1
	Ed Philpott	4	37	9.2	16	0
1970	Daryl Johnson	2	51	25.5	42	0
1971	Larry Carwell	5	72	14.4	53t	1
1972	Honor Jackson	4	133	33.3	55	0
1973	Ron Bolton	6	65	10.8	56	0
1974	Ron Bolton	7	18	2.6	10	0
1975	Ron Bolton	5	33	6.6	15	0
1976	Mike Haynes	18	90	11.3	28	0
1977	Mike Haynes	5	54	10.8	22	0
1978	Mike Haynes	5	123	20.5	50	1
1979	Raymond Clayborn	5	66	11.2	27	0
1980	Raymond Clayborn	5	87	17.4	29	0
1981	Rick Sanford	3	28	9.3	21	0
	Tim Fox	3	20	6.7	20	0
1982	Mike Haynes	4	26	6.5	26	0
1983	Rick Sanford	7	24	3.4	16	0
1984	Raymond Clayborn	3	102	34.0	85	0
1985	Fred Marion	7	189	27.0	83	0
1986	Ronnie Lippett	8	76	9.5	43	0
1987	Fred Marion	4	53	13.3	25	0
1988	Raymond Clayborn	4	65	16.3	31	0
	Fred Marion	4	47	11.8	22	0
	Roland James	4	30	7.5	22	0

YR	PLAYER	NO	YDS	AVG	LG	TD
1989	Maurice Hurst	5	31	6.2	16t	1
1990	Maurice Hurst	4	61	15.3	36	0
	Ronnie Lippett	4	94	23.5	73	0
	Fred Marion	4	17	4.3	16	0
1991	Maurice Hurst	3	21	7.0	21	0
1992	Jerome Henderson	3	43	14.3	34	0
	Maurice Hurst	3	29	9.7	27	0
1993	Maurice Hurst	4	53	13.3	24	0
1994	Maurice Hurst	7	68	9.7	24	0
1995	Vincent Brown	4	1	0.3	1	0
1996	Willie Clay	4	50	12.5	35	0
1997	Willie Clay	6	109	18.2	53t	1
1998	Ty Law	9*	133	14.8	59t	1
1999	Lawyer Milloy	4	17	4.3	17	0
2000	Ty Law	2	32	16.0	32	0
	Lawyer Milloy	2	2	1.0	2	0
	Tebucky Jones	2	20	10.0	20	0
2001	Otis Smith	5	181	36.2	78t	2*
2002	Ty Law	4	33	8.3	29	0
	Terrell Buckley	4	50	12.5	39	0
2003	Ty Law	6	112	18.7	65t	1
	Iyronne Poole	6	81	13.5	44	0
2004	Eugene Wilson	4	51	12.8	24	0
2005	Asante Samuel	3	15	5.0	15	0
	Ellis Hobbs	3	8	2.7	8	0
2006	Asante Samuel	10*	120	12.0	33	0
2007	Asante Samuel	6	89	14.8	42	1
2008	Brandon Meriweather	4	25	6.3	19	0
2009	Brandon Meriweather	5	149	29.8	56	1
	Leigh Bodden	5	60	12.0	53t	1
2010	Devin McCourty	7	110	15.7	50	1
2011	Kyle Arrington	7*	92	13.1	28	0
2012	Devin McCourty	5	53	10.6	34	0
2013	Logan Ryan	5	82	16.4	79t	1

\*-NFL Leader

# YEAR-BY-YEAR LEADERS

## YEAR-BY-YEAR SACK LEADERS

Note: Sacks did not become an official statistic until 1982.

YR	PLAYER	SACKS	YR	PLAYER	SACKS	YR	PLAYER	SACKS
1960	Jack Rudolph, LB.....	3.0	1979	Tony McGee, DE.....	10.5	1998	Henry Thomas, DT.....	6.5
1961	Rommie Loudd, LB.....	7.0	1980	Julius Adams, DE.....	9.0	1999	Willie McGinest, DE.....	9.0
1962	Larry Eisenhauer, DE.....	5.5	1981	Tony McGee, DE.....	5.5	2000	Willie McGinest, DE.....	6.0
1963	Larry Eisenhauer, DE.....	9.0	1982	Don Blackmon, LB.....	4.5		Greg Spires, DE.....	6.0
1964	Larry Eisenhauer, DE.....	7.5	1983	Andre Tippett, LB.....	8.5	2001	Bobby Hamilton, DL.....	7.0
1965	Larry Eisenhauer, DE.....	9.5	1984	Andre Tippett, LB.....	18.5	2002	Richard Seymour, DL.....	5.5
1966	Jim Lee Hunt, DT.....	9.0	1985	Andre Tippett, LB.....	16.5		Willie McGinest, LB.....	5.5
1967	Houston Antwine, DT.....	6.0	1986	Garin Veris, DE.....	11.0	2003	Mike Vrabel, LB.....	9.5
1968	Houston Antwine, DT.....	7.5	1987	Andre Tippett, LB.....	12.5	2004	Willie McGinest, LB.....	9.5
1969	Houston Antwine, DT.....	5.0	1988	Brent Williams, DE.....	8.0	2005	Rosevelt Colvin, LB.....	7.0
1970	Ron Berger, DE.....	9.0	1989	Brent Williams, DE.....	8.0	2006	Rosevelt Colvin, LB.....	8.5
1971	Steve Kiner, LB.....	6.5	1990	Brent Williams, DE.....	6.0	2007	Mike Vrabel, LB.....	12.5
1972	Julius Adams, DE.....	4.0	1991	Andre Tippett, LB.....	8.5	2008	Richard Seymour, DL.....	8.0
1973	Julius Adams, DE.....	8.0	1992	Andre Tippett, LB.....	7.0	2009	Tully Banta-Cain LB.....	10.0
1974	Julius Adams, DE.....	8.0	1993	Chris Slade, LB.....	9.0	2010	Mike Wright.....	5.5
1975	Tony McGee, DE.....	9.0	1994	Chris Slade, LB.....	9.5	2011	Mark Anderson.....	10.0
1976	Tony McGee, DE.....	9.5	1995	Willie McGinest, DE.....	11.0		Andre Carter.....	10.0
1977	Tony McGee, DE.....	12.0	1996	Willie McGinest, DE.....	9.5	2012	Rob Ninkovich.....	8.0
1978	Tony McGee, DE.....	11.5	1997	Chris Slade, LB.....	9.0	2013	Chandler Jones.....	11.5



Tommy McGee recorded six seasons as the Patriots sack leader, the most by a defensive end (1975-79, 81).



Tom Yewcic led the Patriots in punting for five years (1961-65) with an overall average of 39.3 yards.

## YEAR-BY-YEAR LEADING PUNTERS

YEAR	PLAYER	NO	YARDS	AVG	LG	YEAR	PLAYER	NO	YARDS	AVG	LG
1960	Tom Greene	61	2235	36.9	66	1987	Rich Camarillo	62	2489	40.1	73
1961	Tom Yewcic	64	2406	37.6	64	1988	Jeff Feagles	91	3482	38.3	74
1962	Tom Yewcic	69	2654	38.5	56	1989	Jeff Feagles	63	2392	38.0	64
1963	Tom Yewcic	73	2880	38.9	65	1990	Brian Hansen	90	3752	41.7	69
1964	Tom Yewcic	73	2787	38.2	63	1991	Shawn McCarthy	66	2650	40.2	93
1965	Tom Yewcic	76	3094	40.7	70	1992	Shawn McCarthy	103	4212	41.0	61
1966	Jim Fraser	55	2044	37.2	68	1993	Mike Saxon	73	3096	42.4	59
1967	Terry Swanson	65	2632	40.5	62	1994	Pat O'Neill	69	2841	41.2	67
1968	Bob Scarpitto	34	1382	40.6	87	1995	Pat O'Neill	41	1514	36.9	57
	Terry Swanson	62	2449	39.5	57		Bryan Wagner	37	1557	42.1	57
1969	Tom Janik	70	2903	41.5	56	1996	Tom Tupa	63	2739	43.5	62
1970	Tom Janik	86	3364	39.1	57	1997	Tom Tupa	78	3569	45.8	73
1971	Tom Janik	87	3249	37.3	58	1998	Tom Tupa	74	3294	44.5	64
1972	Pat Studstill	75	2859	38.1	57	1999	Lee Johnson	90	3735	41.5	58
1973	Bruce Barnes	55	2134	38.8	53	2000	Lee Johnson	89	3798	42.7	62
1974	Bruce Barnes	45	1604	35.6	50	2001	Ken Walter	49	1964	40.1	58
1975	Mike Patrick	83	3223	38.8	62	2002	Ken Walter	70	2723	38.9	55
1976	Mike Patrick	67	2688	40.1	52	2003	Ken Walter	76	2865	37.7	52
1977	Mike Patrick	65	2354	36.2	64	2004	Josh Miller	56	2350	42.0	69
1978	Jerrel Wilson	54	1921	35.6	57	2005	Josh Miller	76	3431	45.1	59
1979	Eddie Hare	83	3038	36.6	58	2006	Josh Miller	43	1848	43.0	62
1980	Mike Hubach	63	2392	38.0	69	2007	Chris Hanson	44	1821	41.4	64
1981	Rich Camarillo	47	1959	41.7	75	2008	Chris Hanson	49	2143	43.7	70
1982	Rich Camarillo	49	2140	43.7	76	2009	Chris Hanson	56	2221	39.7	56
1983	Rich Camarillo	81	3615	44.6	70	2010	Zoltan Mesko	58	2505	43.2	65
1984	Rich Camarillo	48	2020	42.1	61	2011	Zoltan Mesko	57	2648	46.5	65
1985	Rich Camarillo	92	3953	43.0	75	2012	Zoltan Mesko	60	2585	43.1	62
1986	Rich Camarillo	89	3746	42.1	64	2013	Ryan Allen	76	3491	45.9	65

# YEAR-BY-YEAR LEADERS

## YEAR-BY-YEAR LEADING KICKOFF RETURNERS

YR	PLAYER	NO	YDS	AVG	LG	TD
1960	Dick Christy	24	617	25.7	46	0
1961	Larry Garron	16	438	27.4	89	1
1962	Larry Garron	24	686	28.6	95t	1
1963	Larry Garron	28	693	24.8	58	0
1964	J.D. Garrett	32	749	23.4	42	0
1965	Jay Cunningham	17	374	22.0	45	0
1966	Joe Bellino	18	410	22.8	43	0
1967	Jay Cunningham	30	627	20.9	41	0
1968	Willie Porter	36	812	22.6	61	0
1969	Carl Garrett	28	792	28.3	63	0
1970	Odell Lawson	25	546	21.8	52	0
1971	Carl Garrett	24	538	22.4	37	0
1972	Carl Garrett	16	410	25.6	49	0
1973	Mack Herron	41	1092	26.6	92t	1
1974	Mack Herron	28	629	22.5	62	0
1975	Allen Carter	32	879	27.5	99t	1
1976	Jess Phillips	14	397	28.4	71	0
1977	Raymond Clayborn	28	869	31.0*	101t*3*	
1978	Raymond Clayborn	27	636	23.6	60	0
1979	Allan Clark	37	816	22.1	38	0
1980	Horace Ivory	36	992	27.6*	98t	1*
1981	Tony Collins	39	773	19.8	30	0
1982	Ricky Smith	24	567	23.6	98t	1
1983	Ricky Smith	42	916	21.8	53	0
1984	Tony Collins	25	544	21.8	46	0
1985	Stephen Starring	48	1012	21.1	53	0

Yr	Player	No	Yds	Avg	Lg	TD
1986	Stephen Starring	36	802	22.3	52	0
1987	Stephen Starring	23	445	19.3	43	0
1988	Sammy Martin	31	735	23.7	95t	1
1989	Sammy Martin	24	584	24.3	38	0
1990	Sammy Martin	25	515	20.6	38	0
1991	Jon Vaughn	34	717	21.1	99t	1
1992	Jon Vaughn	20	564	28.2	100t	1
1993	Ray Crittenden	23	478	20.8	44	0
1994	Ray Crittenden	24	460	19.2	36	0
1995	David Meggett	38	964	25.4	62	0
1996	David Meggett	34	781	23.0	54	0
1997	David Meggett	33	816	24.7	61	0
1998	Derrick Cullors	45	1085	24.1	68	0
1999	Kevin Faulk	39	943	24.2	95	0
2000	Kevin Faulk	38	816	21.5	40	0
2001	Kevin Faulk	33	662	20.1	42	0
2002	Deion Branch	36	863	24.0	63	0
	Kevin Faulk	26	725	27.9	87t	2*
2003	Bethel Johnson	30	847	28.2	92t	1
2004	Bethel Johnson	41	1016	24.8	93t	1
2005	Bethel Johnson	31	694	22.4	54	0
2006	Laurence Maroney	28	783	28.0	77	0
2007	Ellis Hobbs	35	911	26.0	108t	1
2008	Ellis Hobbs	45	1281	28.5	95t	1
2009	Laurence Maroney	13	279	21.5	52	0
2010	Brandon Tate	41	1057	25.8	103t	2
2011	Danny Woodhead	20	437	21.9	37	0
2012	Devin McCourty	27	654	24.2	104t	1
2013	LeGarrette Blount	17	494	29.1	83	0

\*=NFL Leader



Stephen Starring is one of only six Patriots to record more than 1,000 yards on kickoff returns in a single season.



Carl Garrett averaged 15.5 yards per punt return in 1971, tied for the highest single-season average by any Patriot (Julian Edelman, 2012).

## YEAR-BY-YEAR LEADING PUNT RETURNERS

YR	PLAYER	NO	YDS	AVG	LG	TD
1960	Dick Christy	8	73	9.1	29	0
1961	Ron Burton	8	128	16.0	62	0
1962	Ron Burton	21	122	5.8	22	0
1963	Bob Suci	25	233	9.3	22	0
1964	Dave Cloutier	20	136	6.8	40	0
1965	Ron Burton	15	61	4.1	12	0
1966	Vic Purvis	5	43	8.6	18	0
1967	Joe Bellino	15	129	8.6	18	0
1968	Willie Porter	22	135	6.1	24	0
1969	Carl Garrett	12	159	13.3	45	0
1970	Carl Garrett	17	168	9.9	62	0
1971	Carl Garrett	8	124	15.5	50	0
1972	Carl Garrett	6	36	6.0	27	0
1973	Mack Herron	27	282	10.4	54	0
1974	Mack Herron	35	517	14.8	66	0
1975	Darryl Stingley	15	113	7.5	29	0
1976	Mike Haynes	45	608	13.5	89t	2
1977	Stanley Morgan	16	220	13.8	53	0
	Mike Haynes	24	200	8.3	46	0
1978	Stanley Morgan	32	335	10.5	48	0
1979	Stanley Morgan	29	289	10.0	80t	1
1980	Roland James	33	331	10.0	75t	1
1981	Stanley Morgan	15	116	7.7	26	0
1982	Ricky Smith	16	139	8.7	19	0
1983	Ricky Smith	38	398	10.5	55	0
1984	Irving Fryar	36	347	9.6	55	0
1985	Irving Fryar	37	520	14.1*	85t*	2**

Yr	Player	No	Yds	Avg	Lg	TD
1986	Irving Fryar	35	366	10.5	59t	1
1987	Irving Fryar	18	174	9.7	36	0
1988	Irving Fryar	38	398	10.5	30	0
1989	Sammy Martin	19	164	8.6	28	0
1990	Irving Fryar	28	133	4.8	17	0
1991	Jerome Henderson	27	201	7.4	39	0
1992	Walter Stanley	28	227	8.1	50	0
1993	Troy Brown	25	224	9.0	19	0
1994	Troy Brown	24	202	8.4	38	0
1995	David Meggett	45	383	8.5	23	0
1996	David Meggett	52	588	11.3	60t	1
1997	David Meggett	45	467	10.4	47	0
1998	Troy Brown	17	225	13.2	39	0
1999	Troy Brown	38	405	10.7	52	0
2000	Troy Brown	39	504	12.9	66t	1
2001	Troy Brown	29	413	14.2*	85t	2
2002	Troy Brown	24	175	7.3	27	0
2003	Troy Brown	29	293	10.1	23	0
2004	Kevin Faulk	20	133	6.7	16	0
2005	Tim Dwight	32	273	8.5	29	0
2006	Kevin Faulk	31	330	10.6	43	0
2007	Wes Welker	25	249	10.0	35	0
2008	Wes Welker	24	237	9.9	44	0
2009	Wes Welker	27	338	12.5	69	0
2010	Julian Edelman	21	321	15.3	94t	1
2011	Julian Edelman	28	296	10.6	72t	1
2012	Julian Edelman	17	263	15.5	68t	1
2013	Julian Edelman	35	374	10.7	43	0

\*=NFL Leader

\*\*=tied for NFL lead



# YEAR-BY-YEAR LEADERS

## YEAR-BY-YEAR ALL PURPOSE YARDS LEADERS

YR	PLAYER	RUSH		REC		OFF	PUNT RET		KICK RET		RET	DEF	TOT
		NO	YDS	NO	YDS	YDS	NO	YDS	NO	YDS	YDS	YDS	YDS
1960	Richard Christy	78	363	26	268	631	8	73	24	617	690	0	1321
1961	Larry Garron	69	389	24	341	730	0	0	16	438	438	0	1168
1962	Ron Burton	134	548	40	461	1009	21	122	13	238	360	0	1369
1963	Larry Garron	179	750	26	418	1168	1	23	28	693	716	0	1884
1964	Larry Garron	183	585	40	350	935	0	0	10	198	198	0	1133
1965	Gino Cappelletti	0	0	37	680	680	0	0	0	0	0	0	680
1966	Jim Nance	299	1458	8	103	1561	0	0	0	0	0	0	1561
1967	Jim Nance	269	1216	22	196	1412	0	0	0	0	0	0	1412
1968	Willie Porter	0	0	0	0	0	22	135	36	812	947	0	947
1969	Carl Garrett	137	691	29	267	958	12	159	28	792	951	0	1909
1970	Carl Garrett	88	272	26	216	488	17	168	24	511	679	0	1167
1971	Carl Garrett	181	784	22	265	1049	8	124	24	538	662	0	1711
1972	Carl Garrett	131	488	30	410	898	6	36	16	410	446	0	1344
1973	Mack Herron	61	200	18	265	465	27	282	41	1092	1374	0	1839
1974	Mack Herron	231	824	38	474	1298	35	517	28	629	1146	0	2444
1975	Andy Johnson	117	488	26	294	782	6	60	10	188	248	0	1030
1976	Sam Cunningham	172	824	27	299	1123	0	0	0	0	0	0	1123
1977	Sam Cunningham	270	1015	42	370	1385	0	0	0	0	0	0	1385
1978	Stanley Morgan	2	11	34	820	831	32	335	1	17	352	0	1183
1979	Stanley Morgan	7	39	44	1002	1041	29	289	1	12	12	0	1342
1980	Horace Ivory	42	111	12	95	206	0	0	36	992	992	0	1198
1981	Tony Collins	204	873	26	232	1105	3	15	39	773	788	0	1893
1982*	Tony Collins	164	632	19	187	819	0	0	0	0	0	0	819
1983	Ricky Smith	0	0	0	0	0	38	398	42	916	1314	0	1314
1984	Tony Collins	138	550	16	100	650	0	0	25	544	544	0	1194
1985	Craig James	263	1227	27	360	1587	0	0	0	0	0	0	1587
1986	Stanley Morgan	0	0	84	1491	1491	0	0	0	0	0	0	1491
1987	Tony Collins	147	474	44	347	821	0	0	0	0	0	0	821
1988	John Stephens	297	1168	14	98	1266	0	0	0	0	0	0	1266
1989	John Stephens	244	833	21	207	1040	0	0	0	0	0	0	1040
1990	John Stephens	212	808	28	196	1004	0	0	0	0	0	0	1004
1991	Leonard Russell	266	959	18	81	1040	0	0	0	0	0	0	1040
1992	Walter Stanley	3	63	0	0	63	28	227	29	529	756	0	819
1993	Leonard Russell	300	1088	26	245	1333	0	0	0	0	0	0	1333
1994	Ben Coates	0	0	96	1174	1174	0	0	0	0	0	0	1174
1995	Dave Meggett	60	250	52	334	584	45	383	38	964	1347	0	1931
1996	Dave Meggett	40	122	33	292	414	52	588	34	781	1369	0	1783
1997	Dave Meggett	20	60	19	203	263	45	467	33	816	1283	0	1546
1998	Robert Edwards	291	1115	35	331	1446	0	0	0	0	0	0	1446
1999	Kevin Faulk	67	227	12	98	325	10	90	39	943	1033	0	1358
2000	Kevin Faulk	164	570	51	465	1035	6	58	38	816	874	0	1909
2001	Troy Brown	11	91	101	1199	1290	29	413	1	13	426	0	1716
2002	Kevin Faulk	52	271	37	379	650	8	65	26	725	790	0	1440
2003	Kevin Faulk	178	638	48	440	1078	5	66	10	207	273	0	1351
2004	Corey Dillon	345	1635	15	103	1738	0	0	0	0	0	0	1738
2005	Deion Branch	0	0	78	998	998	0	0	0	0	0	0	998
2006	Laurence Maroney	175	745	22	194	939	0	0	28	783	783	0	1722
2007	Wes Welker	4	34	112	1175	1209	25	249	7	176	425	0	1634
2008	Wes Welker	3	26	111	1165	1191	24	237	1	26	263	0	1454
2009	Wes Welker	5	36	123	1348	1384	27	338	2	45	383	0	1767
2010	Brandon Tate	5	62	24	432	494	1	4	41	1057	1061	0	1555
2011	Wes Welker	4	30	122	1569	1599	8	82	0	0	82	0	1681
2012	Wes Welker	2	20	118	1354	1374	25	243	3	33	276	0	1650
2013	Julian Edelman	2	11	105	1056	1067	35	374	0	0	374	0	1441

\* - strike year



# ALL-TIME TOP 10 SEASON LEADERS

## SCORING

RANK	PLAYER	YEAR	TD	PAT	FG	2 PT	PTS
1	Stephen Gostkowski	2013	0	44	38	0	158
2	Gino Cappelletti	1964	7	36	25	1	155
3	Stephen Gostkowski	2012	0	66	29	0	153
4	Stephen Gostkowski	2008	0	40	36	0	148
5	Gino Cappelletti	1961	8	48	17	0	147
6	Stephen Gostkowski	2011	0	59	28	0	143
7	Adam Vinatieri	2004	0	48	31	0	141
8	Tony Franklin	1986	0	44	32	0	140
9	Randy Moss	2007	23	0	0	0	138
10	Stephen Gostkowski	2007	0	74	21	0	137

## SEASON RUSHING (BY YARDS)

RANK	PLAYER	YEAR	ATT	YDS	AVG	LONG	TD
1	Corey Dillon	2004	345	1635	4.7	44	12
2	Curtis Martin	1995	368	1487	4.0	49	14
3	Jim Nance	1966	299	1458	4.9	65	11
4	Stevan Ridley	2012	290	1263	4.4	41	12
5	Craig James	1985	263	1227	4.7	65t	5
6	Jim Nance	1967	269	1216	4.5	53	7
7	John Stephens	1988	297	1168	3.9	52	4
8	Curtis Martin	1997	274	1160	4.2	70t	4
9	Antowain Smith	2001	287	1157	4.0	44	12
10	Curtis Martin	1996	316	1152	3.6	57	14

## SEASON PASSING (BY YARDS)

RANK	PLAYER	YEAR	ATT	COMP	PCT	YDS	TD	INT
1	Tom Brady	2011	611	401	65.6	5235	39	12
2	Tom Brady	2012	637	401	63.0	4827	34	8
3	Tom Brady	2007	578	398	68.9	4806	50	8
4	Drew Bledsoe	1994	691	400	57.9	4555	25	27
5	Tom Brady	2009	565	371	65.7	4398	28	13
6	Tom Brady	2013	628	380	60.5	4343	25	11
7	Tom Brady	2005	530	334	63.0	4110	26	14
8	Drew Bledsoe	1996	623	373	59.9	4086	27	15
9	Drew Bledsoe	1999	539	305	56.6	3985	19	21
10	Tom Brady	2010	492	324	65.9	3900	36	4

## SEASON RECEIVING (BY YARDS)

RANK	PLAYER	YEAR	NO.	YDS	AVG	LONG	TD
1	Wes Welker	2011	122	1569	12.9	99t	9
2	Randy Moss	2007	98	1493	15.2	65t	23
3	Stanley Morgan	1986	84	1491	17.8	44t	10
4	Wes Welker	2012	118	1354	11.5	59	6
5	Wes Welker	2009	123	1348	11.0	58	4
6	Rob Gronkowski	2011	90	1327	14.7	52t	17
7	Randy Moss	2009	83	1264	15.2	71t	13
8	Troy Brown	2001	101	1199	11.9	60t	5
9	Wes Welker	2007	112	1175	10.5	42	8
10	Ben Coates	1994	96	1174	12.2	62t	7

## SEASON INTERCEPTIONS (BY NO.)

RANK	PLAYER	YEAR	NO.	YDS	AVG	LONG	TD
1	Ron Hall	1964	11	148	13.5	50	0
2	Asante Samuel	2006	10	120	12.0	33	0
3	Ty Law	1998	9	133	14.8	59t	1
4t	Mike Haynes	1976	8	90	11.3	28	0
4t	Ronnie Lippett	1986	8	76	9.5	43	0
6t	Kyle Arrington	2011	7	92	13.1	28	0
6t	Ron Bolton	1974	7	18	2.6	10	0
6t	Maurice Hurst	1994	7	68	9.7	24	0
6t	Fred Marion	1985	7	189	27.0	83	0
6t	Devin McCourty	2010	7	110	15.7	50	0
6t	Leroy Mitchell	1968	7	41	5.9	20	0
6t	Rick Sanford	1983	7	24	3.4	16	0
6t	Bob Suci	1963	7	277	39.6	98	2

## SACKS

RANK	PLAYER	YEAR	NUMBER	SACK YARDS
1	Andre Tippett	1984	18.5	N/A
2	Andre Tippett	1985	16.5	N/A
3t	Andre Tippett	1987	12.5	N/A
3t	Mike Vrabel	2007	12.5	70.5
5t	Chandler Jones	2013	11.5	73.5
5t	Tony McGee	1978	11.5	N/A
5t	Tony McGee	1977	12.0	N/A
8t	Wilfie McGinest	1995	11.0	96.0
8t	Garin Veris	1986	11.0	N/A
10	Tony McGee	1979	10.5	N/A

## ALL-PURPOSE YARDS

RANK	PLAYER	YEAR	YARDS
1	Mack Herron	1974	2444
2	Dave Meggett	1995	1931
3t	Kevin Faulk	2000	1909
3t	Carl Garrett	1969	1909
5t	Tony Collins	1981	1893
5t	Larry Garron	1963	1884
5t	Mack Herron	1973	1839
8t	Dave Meggett	1996	1783
8t	Wes Welker	2009	1767
10	Curtis Martin	1995	1748

# CAREER 100/300-YARD GAMES

## CAREER 100-YARD RUSHING GAMES

Number	Player	W-L-T
17	Jim Nance	11-4-2
14	Curtis Martin	9-5-0
11	Corey Dillon	10-1-0
11	Sam Cunningham	8-3-0
8	Don Calhoun	7-1-0
8	Tony Collins	7-1-0
7	John Stephens	5-2-0
7	Craig James	4-3-0
6	Antowain Smith	6-0-0
5	Laurence Maroney	5-0-0
5	Stevan Ridley	5-0-0
5	Leonard Russell	3-2-0
4	BenJarvus Green-Ellis	4-0-0
4	Sammy Morris	4-0-0
4	Andy Johnson	3-1-0
4	Robert Edwards	2-2-0
3	Larry Garron	3-0-0
3	Horace Ivory	3-0-0
2	Terry Allen	1-1-0
2	Ron Burton	1-1-0
2	Carl Garrett	1-1-0
1	Josh Ashton	1-0-0
1	Brandon Bolden	1-0-0
1	Dick Christy	1-0-0
1	Vagas Ferguson	1-0-0
1	J.D. Garrett	1-0-0
1	Steve Grogan	1-0-0
1	Michael LeBlanc	1-0-0
1	Mosi Tatupu	1-0-0
1	Fred Taylor	1-0-0
1	Mark Van Eeghen	1-0-0
1	Jon Vaughn	1-0-0
1	Shane Vereen	1-0-0
1	Mack Herron	0-1-0
1	Scott Lockwood	0-1-0
1	Robert Weathers	0-1-0
147	<b>Total</b>	

## CAREER 300-YARD PASSING GAMES

Number	Player	W-L-T
59	Tom Brady	48-11-0
26	Drew Bledsoe	17-9-0
12	Steve Grogan	3-9-0
7	Babe Parilli	3-2-2
7	Tony Eason	2-5-0
3	Matt Cassel	2-1-0
3	Hugh Millen	2-1-0
1	Jim Plunkett	1-0-0
1	Matt Cavanaugh	0-1-0
1	Tom Ramsey	0-1-0
1	Butch Songin	0-1-0
1	Tom Yewcic	0-1-0
122	<b>Total</b>	<b>78-42-2</b>

## CAREER 100-YARD RECEIVING GAMES

Number	Player	W-L-T
38	Stanley Morgan	19-19-0
28	Wes Welker	22-6-0
18	Randy Moss	17-1-0
13	Terry Glenn	11-2-0
13	Troy Brown	9-4-0
12	Irving Fryar	5-7-0
12	Rob Gronkowski	9-3-0
9	Ben Coates	5-4-0
9	Jim Colclough	5-3-1
8	Deion Branch	7-1-0
8	Harold Jackson	5-3-0
7	Gino Cappelletti	2-3-2
6	David Givens	5-1-0
6	Ron Sellers	2-4-0
5	Julian Edelman	3-2-0
5	Art Graham	2-2-1
5	Vincent Brisby	4-1-0
5	David Patten	4-1-0
5	Hart Lee Dykes	1-4-0
4	Aaron Hernandez	3-1-0
4	Shawn Jefferson	2-2-0
4	Michael Timpson	2-2-0
4	Randy Vataha	2-2-0
4	Jim Whalen	1-3-0
4	Don Hasselbeck	0-4-0
3	Stephen Starring	3-0-0
3	Danny Amendola	2-1-0
3	Russ Francis	2-1-0
2	Reche Caldwell	2-0-0
2	Kevin Faulk	2-0-0
2	Larry Garron	2-0-0
2	Daniel Graham	2-0-0
2	Darryl Stingley	2-0-0
2	Tony Romeo	1-0-1
2	Tony Collins	1-1-0
2	Cedric Jones	1-1-0
2	Reggie Rucker	1-1-0
2	Eric Sievers	1-1-0
2	Tony Simmons	1-1-0
2	Brandon Lloyd	0-2-0
1	Dick Christy	1-0-0
1	Aaron Dobson	1-0-0
1	Jabar Gaffney	1-0-0
1	Billy Lott	1-0-0
1	Greg McMurtry	1-0-0
1	Derrick Ramsey	1-0-0
1	Donté Stallworth	1-0-0
1	Brandon Tate	1-0-0
1	Kenbrell Thompson	1-0-0
1	Shane Vereen	1-0-0
1	Ben Watson	1-0-0
1	Danny Woodhead	1-0-0
1	Bob Adams	0-1-0
1	Don Calhoun	0-1-0
1	Andy Johnson	0-1-0
1	Joe Johnson	0-1-0
1	Aaron Marsh	0-1-0
1	Wes Moore	0-1-0
286	<b>Total</b>	

# CONSECUTIVE RECORDS

## INDIVIDUAL RECORDS

### CONSECUTIVE SEASONS PLAYED

- 16 Steve Grieger (1975-90)
- 15 Troy Brown (1993-2007)
- 14 Bruce Armstrong (1987-2000)
- Tom Brady (200-13)
- Steve Nelson (1974-86)

### CONSECUTIVE GAMES PLAYED

- 161 Raymond Clayborn (09/18/77-11/22/87)
- 160 Adam Vinatieri (09/01/96-01/01/06)

### CONSECUTIVE GAMES STARTED

- 147 Raymond Clayborn (09/03/78-11/22/87)
- 110 Ray Hamilton (09/16/73-10/26/80)

### CONSECUTIVE GAMES SCORING

- 108 Stephen Gostkowski (12/17/06-12/29/13)@
- 101 Adam Vinatieri (11/24/96-12/29/02)
- 101 John Smith (09/28/75-10/02/83)

### CONSECUTIVE GAMES SCORING TD

- 7 Curtis Martin (10/13/96-11/24/96)
- 6 Rob Gronkowski (11/06/11-12/11/11)
- Stevan Ridley (10/28/12-12/10/12)
- Laurence Maroney (10/18/09-11/30/09)
- Robert Edwards (09/07/98-10/19/98)
- 5 Eight Times. Most Recent:
- Stevan Ridley (10/13/13-11/18/13)

### CONSECUTIVE GAMES RUSHING TD

- 7 Curtis Martin (10/13/96-11/24/96)
- 6 Stevan Ridley (10/28/12-12/10/12)
- Laurence Maroney (10/18/09-11/30/09)
- Robert Edwards (09/07/98-10/19/98)
- Stevan Ridley (10/13/13-11/18/13)@
- BenJarvus Green-Ellis (9/26/10-10/31/10)
- Curtis Martin (10/23/95-11/19/95)
- Horace Ivory (10/22/78-11/19/78)

### CONSECUTIVE GAMES RECEIVING TD

- 6 Rob Gronkowski (11/06/11-12/11/11)
- 5 Rob Gronkowski (10/21/12-12/30/12)
- Rob Gronkowski (12/26/10-9/25/11)
- Randy Moss (10/14/07-11/18/07)
- Daniel Graham (12/27/03-10/10/04)
- Michael Timpson (12/26/93-9/18/94)
- Jimmy Colclough (11/11/62-12/09/62)
- 4 Four Times. Most Recent:
- Rob Gronkowski (11/3/13-12/01/13)
- Stanley Morgan (09/21/86-10/12/86)
- Stanley Morgan (09/07/80-9/29/80)
- Art Graham (12/17/66-9/17/67)

### CONSECUTIVE GAMES PASSING TD

- 52 Tom Brady (9/12/10-9/29/13)
- 16 Tom Brady (12/17/06 to 12/09/07)
- 16 Babe Parilli (12/03/61 to 9/08/63)
- 13 Tom Brady (12/14/03 to 11/22/04)

### CONSECUTIVE STARTS NONE INTERCEPTED

- 11 Tom Brady (10/24/10-01/21/11)
- 6 Tony Eason (09/07/86-10/26/86)
- 5 Tom Brady (10/21/12-11/22/12)
- Tom Brady (12/10/06-09/09/07)
- Drew Bledsoe (10/23/95-11/19/95)

### CONSECUTIVE ATTEMPTS NONE INTERCEPTED

- 358 Tom Brady (10/17/10-12/12/11)\*
- 201 Tom Brady (10/14/12-12/02/12)
- 190 Tom Brady (9/16/12-10/14/12)
- 183 Tom Brady (9/20/09-10/25/09)
- 179 Drew Bledsoe (10/23/95-11/26/95)
- 178 Tony Eason (12/22/85-11/02/86)
- 175 Tom Brady (12/03/06-9/16/07)
- 175 Tom Brady (10/01/07-11/04/07)

### CONSECUTIVE ATT. WITHOUT INT. TO START CAREER

- 162 Tom Brady (11/23/00-10/28/01)\*

### CONSECUTIVE GAMES RECEPTIONS MADE

- 93 Wes Welker (9/09/07-12/30/12)
- 63 Ben Coates (12/27/92-12/8/96)
- 42 Jim Colclough (9/09/60-9/08/63)

### CONSECUTIVE RECEPTIONS MADE FOR TDS

- 8 Mike Vrabel (9/28/02 to 10/28/07)
- 3 Derrick Ramsey (11/18/84)
- 3 Harold Jackson (9/09/79)

### CONSECUTIVE GAMES INTERCEPTIONS MADE

- 4 Mike Haynes (11/07/76 to 11/28/76)
- 3 Aqib Talib (9/12/13-9/29/13)
- Devin McCourty (11/21/10-12/10/10)
- Ty Law (11/26/95 to 12/10/95)
- Myron Guyton (11/12/96 to 11/26/96)
- Asante Samuel (9/23/07 to 10/07/07)

## INDIVIDUAL RECORDS (Cont.)

### CONSECUTIVE FGs MADE

- 25 Adam Vinatieri (11/24/96-11/09/97)
- 23 Adam Vinatieri (10/10/04-12/26/04)
- 21 Stephen Gostkowski (9/22/13-11/24/13)
- 17 Stephen Gostkowski (12/09/07-10/05/08)

### CONSECUTIVE GAMES FG MADE

- 26 Stephen Gostkowski (9/12/11-11/18/12)
- 17 Matt Bahr (12/18/94-12/16/95)
- 17 Tony Franklin (11/24/85-11/23/86)

### CONSECUTIVE PATS MADE

- 359 Stephen Gostkowski (12/31/06-12/29/13)@
- 117 Adam Vinatieri (10/27/96-10/31/99)
- 105 Gino Cappelletti (11/17/63-12/17/66)

## TEAM RECORDS

### CONSECUTIVE VICTORIES (INCLUDING PLAYOFFS)

- 21 Oct. 5, 2003 to Oct. 24, 2004\*
- 18 Sept. 9, 2007 to Jan. 20, 2008
- 12 Nov. 25, 2001 to Sept. 22, 2002

### CONSECUTIVE REGULAR SEASON VICTORIES

- 21 Dec. 17, 2006 to Sept. 14, 2008
- 18 Oct. 5, 2003 to Oct. 24, 2004
- 10 Nov. 14, 2010 to Sept. 18, 2011
- 9 Nov. 25, 2001 to Sept. 22, 2002

### CONSECUTIVE PLAYOFF VICTORIES

- 10 Jan. 19, 2002 to Jan. 7, 2006\*
- 3 Dec. 28, 1985 to Jan. 12, 1986

### CONSECUTIVE SHUTOUT VICTORIES

- 2 vs. Miami, Dec. 12, 1982 and at Seattle Dec. 19, 1982

### CONSECUTIVE VICTORIES AT HOME

- 20 Dec. 21, 2008 to Oct. 16, 2011
- 18 Dec. 29, 2002 to Sept. 8, 2005
- 12 Nov. 26, 2006 to Sept. 7, 2008
- 10 Sept. 19, 1976 to Oct. 30, 1977

### CONSECUTIVE VICTORIES ON ROAD

- 12 Dec. 24, 2006 to Oct. 5, 2008
- 7 Oct. 19, 2003 to Oct. 3, 2004
- Dec. 11, 2005 to Nov. 19, 2006
- 6 Oct. 19, 1986 to Dec. 22, 1986
- Sept. 10, 1978 to Nov. 26, 1978

### CONSECUTIVE LOSSES

- 14 Sept. 23, 1990 to Dec. 30, 1990
- 10 Dec. 22, 1991 to Nov. 8, 1992
- 9 Oct. 25, 1981 to Dec. 20, 1981
- Oct. 8, 1972 to Dec. 3, 1972
- Sept. 27, 1970 to Nov. 22, 1970

### CONSECUTIVE LOSSES AT HOME

- 10 Dec. 24, 1989 to Sept. 9, 1991
- 6 Nov. 3, 1974 to Sept. 28, 1975
- Oct. 15, 1972 to Sept. 23, 1973
- Sept. 27, 1970 to Dec. 20, 1970

### CONSECUTIVE LOSSES ON ROAD

- 8 Sept. 13, 1981 to Dec. 20, 1981
- Dec. 6, 1970 to Dec. 12, 1971
- Oct. 6, 1968 to Oct. 26, 1969

### CONSECUTIVE GAMES SCORING

- 149 Dec. 5, 1993 to Dec. 29, 2002
- 125 Sept. 28, 1975 to Nov. 13, 1983

### CONSECUTIVE QUARTERS PATRIOTS SCORELESS

- 10 Nov. 22, 1992 (vs. NYJ, 2nd half) to Dec. 6, 1992 (vs. Indianapolis)

### CONSECUTIVE SHUTOUT QUARTERS RECORDED

- 8 Dec. 12, 1982 (vs. Miami) to Dec. 19, 1982 (at Seattle)

### CONSECUTIVE QUARTERS NOT ALLOWING A TD

- 10 Dec. 5, 1982 (at Chicago, 2nd half) thru Dec. 19, 1982 (at Seattle)
- (Shutout victories vs. Miami 12/12/82 and at Seattle 12/19/82)

### CONSECUTIVE SERIES GAME PATRIOTS VICTORIES

- 15 Buffalo Bills, Dec. 27, 2003 to Dec. 26, 2010
- 11 Buffalo Bills, Jan. 2, 1983 to Dec. 20, 1987
- 10 San Diego Chargers, Dec. 2, 1973 to Oct. 14, 2001

### CONSECUTIVE SERIES GAME PATRIOTS LOSSES

- 10 Denver Broncos, Nov. 4, 1984 to Sept. 7, 1998
- 9 New York Jets, Dec. 17, 1966 to Nov. 22, 1970
- Miami Dolphins, Sept. 17, 1989 to Nov. 21, 1993

\*NFL Record

@-Active

# PATRIOTS INDIVIDUAL RECORDS

The following records relate to service with the Patriots and reflect only regular season activity; postseason playoff competition is excluded.  
Number of games per season: 1960-1977 (14); 1978-81 (16); 1982 (9); 1983-86 (16); 1987 (15), and 1988-09 (16).

## SERVICE

### MOST SERVICE

<b>Seasons —</b>	16	Steve Grogan, 1975-90
	15	Troy Brown, 1993-07
		Julius Adams, 1971-85, 87
	14	Bruce Armstrong, 1967-2000
		Tom Brady, 2000-13
		Steve Nelson, 1974-87
	13	Kevin Faulk, 1999-2011
		Tedy Bruschi, 1996-2008
		Raymond Clayborn, 1977-89
		John Hannah, 1973-85
		Stanley Morgan, 1977-89
		Mosi Tatupu, 1978-90

### Games —

PLAYER, POS.	GAMES	YEARS		
1. Bruce Armstrong, OT	212	1987-00		
2. Julius Adams, DE	206	1971-87*		
3. Mosi Tatupu, RB	194	1978-90		
4. Tom Brady, QB	193+	2000-13		
5. Troy Brown, WR	192	1993-07		
6. Raymond Clayborn, CB	191	1977-89		
		Tedy Bruschi, LB	189	1996-08
		John Hannah, OG	183	1973-85
9. Stanley Morgan, WR	180	1977-89		
10. Steve Nelson, LB	174	1974-87		
11. Willie McGinest, LB	171	1994-05		
12. Kevin Faulk, RB	161	1999-11		
13. Adam Vinatieri, K	160c	1996-05		
		Tom Neville, OT	160	1965-77
15. Matt Light, T	155	2001-11		
16. Pete Brock, C	154	1976-87		
17. Gino Cappelletti, K/WR	153c	1960-70		
18. Andre Tippett, LB	151	1982-93^		
		Bill Lenkaitis, C	151	1971-81
20. Steve Grogan, QB	149	1975-90		
21. Roland James, SS	145	1980-90		
22. Fred Marion, FS	144	1982-91		
23. Ben Coates, TE	142	1991-99		
24. Ty Law, CB	141	1995-04		
		Lonie Paxton, LS	141	2000-08
		Vince Wilfork, DL	142+	2004-13
26. Len St. Jean, OG	140c	1964-73		
28. Don Webb, DB	134	1961-71		
29. Ray Hamilton, NT	132	1973-81		
		Jim Lee Hunt, DT	132	1960-70
31. Logan Mankins, G	130	2005-13		
		Jon Morris, C	130	1964-74
33. Irving Fryar, WR	129	1984-92		
34. Houston Antwine, DT	128	1961-71		
35. Larry Izzo, LB	127	2001-08		
		Chris Slade	127	1993-00
37. Jim Colclough, WR	126	1960-68		
		Johnny Rembert, LB	126	1983-92
39. Ted Johnson, LB	125	1995-04		
		Mike Vrabel, LB	125	2001-08
41. Drew Bledsoe, QB	124	1993-01		
		Steve King, LB	124	1973-81
		Charlie Long, OT	124	1961-69
44. Vincent Brown, LB	123	1988-95		
45. Ronnie Lippett, CB	122	1983-91		
		Lawrence McGrew, LB	122	1980-89
47. Jarvis Green, DL	121	2002-09		
		Brent Williams, DE	121	1986-93
		Dan Koppen, C	121	2003-11
50. Cedric Jones, WR	120	1982-90		
51. Sam Adams, OG	119	1972-80		
		Ed Reynolds, LB	119	1983-91
		Tony McGee, DE	119	1974-81

## SCORING

### MOST POINTS

<b>Career —</b>	1,158	Adam Vinatieri, 1996-05
	1,130	Gino Cappelletti, 1960-70
	1,023	Stephen Gostkowski, 2006-2013
	692	John Smith, 1974-82
	442	Tony Franklin, 1984-87
	408	Stanley Morgan, 1977-89
<b>Season —</b>	158	Stephen Gostkowski, 2013 (44-xp, 38-fg)
	155	Gino Cappelletti, 1964 (7-td, 36-xp, 1-2pt, 25-fg)
	153	Stephen Gostkowski, 2012 (66-xp, 29-fg)
	148	Stephen Gostkowski, 2008 (40-xp, 36-fg)
	147	Gino Cappelletti, 1961 (8-td, 48-xp, 17-fg)
	143	Stephen Gostkowski, 2011 (59-xp, 28-fg)
	141	Adam Vinatieri, 2004 (48-xp, 31-fg)
	140	Tony Franklin, 1986 (44-xp, 32-fg)

### Game —

28	Gino Cappelletti vs. Hou., Dec. 18, 1965 (2-td, 4-xp, 4-fg)
24	Randy Moss at Buf., Nov. 18, 2007 (4-td)
24	Gino Cappelletti vs. Buf., Nov. 15, 1964 (3-td, 4-xp, 1-2pt)

### Most Seasons Leading League —

5	Gino Cappelletti, 1961, 63-66
2	Stephen Gostkowski, 2008, 2012
2	John Smith, 1979, 1980

## TOUCHDOWNS

### MOST TOUCHDOWNS

<b>Career —</b>	68	Stanley Morgan, 1977-89 (67-p, 1-rt)
	50	Ben Coates, 1991-99 (50-p)
		Randy Moss, 2007-10 (50-p)
	49	Sam Cunningham, 1973-79, 1981-82 (43-r, 6-p)
	46	Jim Nance, 1965-71 (45-r, 1-p)
	44	Tony Collins, 1981-87 (32-r, 12-p)
	43	Rob Gronkowski (1-r, 42-p)
	42	Gino Cappelletti, 1960-70 (42-p)
		Irving Fryar, 1984-92 (1-r, 38-p, 3-rt)
		Larry Garron, 1960-68 (14-r, 26-p, 2-rt)

### Season —

23	Randy Moss, 2007 (23-p)
18	Rob Gronkowski, 2011 (17-p, 1-r)
17	Curtis Martin, 1996 (14-r, 3-p)
15	Curtis Martin, 1995 (14-r, 1-p)
13	BenJarvus Green-Ellis, 2010 (13-r)
	Randy Moss, 2009 (13-p)
	Corey Dillon, 2006 (13-r)
	Corey Dillon, 2005 (12-r, 1-p)
	Corey Dillon, 2004 (12-r, 1-p)
	Steve Grogan, 1976 (12-r, 1-rt)
	Stanley Morgan, 1979 (12-p, 1-rt)
	Antowain Smith, 2001 (12-r, 1-p)
12	Stevan Ridley, 2012 (12-r)
	Robert Edwards, 1998 (9-r, 3-p)
	Mack Herron, 1974 (7-r, 5-p)
11	Rob Gronkowski, 2012 (11-p)
	BenJarvus Green-Ellis, 2011 (11-r)
	Sam Cunningham, 1974 (9-r, 2-p)
	Horace Ivory, 1978 (11-r)
	Billy Lott, 1961 (5-r, 6-p)
	Randy Moss, 2008 (11-p)
	Jim Nance, 1966 (11-r)

### Game —

4	Randy Moss at Buffalo, Nov. 18, 2007 (4-p)
3	Accomplished 25 times. Most Recent: Rob Gronkowski vs. Indianapolis, Dec. 4, 2011 (2-p, 1r)

c - consecutive games played + - active status  
\* - J. Adams DNP in 1986. ^ - A. Tippett DNP in 1989

NEW ENGLAND PATRIOTS



WWW.PATRIOTS.COM

# PATRIOTS INDIVIDUAL RECORDS

## PAT KICKS

### MOST PAT KICK ATTEMPTS

**Career** — 400 Stephen Gostkowski, 2006-13  
374 Adam Vinatieri, 1996-05  
353 Gino Cappelletti, 1960-70  
323 John Smith, 1974-83  
166 Tony Franklin, 1984-87

**Season** — 74 Stephen Gostkowski, 2007\*  
66 Stephen Gostkowski, 2012  
59 Stephen Gostkowski, 2011  
51 John Smith, 1980  
50 Gino Cappelletti, 1961  
49 John Smith, 1979  
48 Adam Vinatieri, 2004

**Game** — 8 Stephen Gostkowski vs. Ind., Nov. 18, 2012  
Stephen Gostkowski vs. Tenn., Oct. 18, 2009  
Stephen Gostkowski at Buffalo, Nov. 18, 2007  
John Smith vs. N.Y. Jets, Sept. 9, 1979  
7 Stephen Gostkowski vs. N.Y. Jets, Nov. 22, 2012  
Stephen Gostkowski at Buffalo, Sept. 30, 2012  
Stephen Gostkowski at Oakland, Dec. 14, 2008  
Stephen Gostkowski vs. Wash., Oct. 28, 2007  
Stephen Gostkowski at Miami, Oct. 21, 2007  
David Posey vs. N.Y. Jets, Oct. 29, 1989  
Gino Cappelletti vs. Buffalo, Oct. 22, 1961

### MOST PAT KICKS MADE

**Career** — 399 Stephen Gostkowski, 2006-13  
367 Adam Vinatieri, 1996-05  
342 Gino Cappelletti, 1960-70  
308 John Smith, 1974-83  
163 Tony Franklin, 1984-87

**Season** — 74 Stephen Gostkowski, 2007\*  
66 Stephen Gostkowski, 2012  
59 Stephen Gostkowski, 2011  
51 John Smith, 1980  
48 Adam Vinatieri, 2004  
Gino Cappelletti, 1961  
47 Stephen Gostkowski, 2009  
46 John Smith, 1979

**Game** — 8 Stephen Gostkowski vs. Ind., Nov. 18, 2012  
8 Stephen Gostkowski vs. Tenn., Oct. 18, 2009  
8 Stephen Gostkowski at Buff, Nov. 18, 2007  
John Smith vs. N.Y. Jets, Sept. 9, 1979

## MISC. SCORING

### SAFETY

**Game** — 1 Accomplished 23 times, most recent:  
Team vs. N.Y. Jets, 10/21/12

**Season** — 2 Don Blackmon, at Tampa Bay,  
10/27/85 and vs. Green Bay, 9/8/85  
(NOTE: See fumble section for scoring on fumbles)

### MISSSED FG RETURNED FOR TD

91 yds Ron Burton vs. Denver, Nov. 11, 1962

### BLOCKED FG RETURNED FOR TD

71 yds Raymond Clayborn at Houston, Oct. 18, 1987  
65 yds Mike Haynes at N.Y. Jets, Oct. 5, 1980  
45 yds Larry Carwell vs. Cincinnati, Sept. 17, 1972  
35 yds Kyle Arrington at Miami, Oct. 4, 2010

### BLOCKED PUNT RETURNED FOR TD

31 yds Rod McSwain at L.A. Rams, Nov. 16, 1986  
20 yds Don Webb vs. San Diego, Dec. 17, 1961  
17 yds Mosi Tatupu at New Orleans, Nov. 30, 1986  
8 yds Rick Sanford vs. Baltimore, Nov. 18, 1979  
4 yds Teddy Bruschi vs. Baltimore, Oct. 6, 1996  
3 yds Willie Scott vs. Indianapolis, Nov. 22, 1987  
0 yds Leroy Moore vs. Oakland, Nov. 17, 1961

## FIELD GOALS

### MOST FIELD GOAL ATTEMPTS

**Career** — 333 Gino Cappelletti, 1960-70  
321 Adam Vinatieri, 1996-05  
243 Stephen Gostkowski, 2006-13  
191 John Smith, 1974-83  
125 Tony Franklin, 1984-87

**Season** — 41 Tony Franklin, 1986  
Stephen Gostkowski, 2013  
40 Stephen Gostkowski, 2008  
39 Adam Vinatieri, 1998  
Gino Cappelletti, 1964  
38 Gino Cappelletti, 1963  
37 Gino Cappelletti, 1962

**Game** — 7 Jason Staurovsky, vs. Ind., Dec. 3, 1989  
Gino Cappelletti vs. Cin., Nov. 16, 1969  
Gino Cappelletti vs. Buf., Sept. 24, 1967  
Gino Cappelletti vs. S.D., Sept. 20, 1964  
6 Adam Vinatieri vs. Jax, Sept. 22, 1996  
Gino Cappelletti vs. NYJ, Sept. 27, 1964  
Gino Cappelletti at Denver, Oct. 4, 1964  
Gino Cappelletti vs. Hou., Dec. 18, 1965

### Most Seasons Leading League

3 Gino Cappelletti, 1961, 63-64  
1 Stephen Gostkowski, 2008  
Adam Vinatieri, 2004  
Tony Franklin, 1986

### MOST FIELD GOALS MADE

**Career** — 263 Adam Vinatieri, 1996-05  
208 Stephen Gostkowski, 2006-13  
176 Gino Cappelletti, 1960-70  
128 John Smith, 1974-83  
93 Tony Franklin, 1984-87

**Season** — 38 Stephen Gostkowski, 2013  
36 Stephen Gostkowski, 2008  
32 Tony Franklin, 1986  
31 Adam Vinatieri, 2004  
Adam Vinatieri, 1998  
30 Stephen Gostkowski, 2013  
29 Stephen Gostkowski, 2012  
28 Stephen Gostkowski, 2011  
27 Adam Vinatieri, 2002  
Adam Vinatieri, 2000  
Adam Vinatieri, 1996  
Matt Bahr, 1994

**Game** — 6 Gino Cappelletti vs. Denver, Oct. 4, 1964  
5 Adam Vinatieri vs. Buffalo, Nov. 14, 2004  
Adam Vinatieri vs. Jacksonville, Sept. 22, 1996  
Jason Staurovsky vs. Indianapolis, Dec. 3, 1989

### Game (No Misses)

6 Gino Cappelletti vs. Denver, Oct. 4, 1964

### Longest Made

57 Adam Vinatieri at Chicago, Nov. 10, 2002  
55 Adam Vinatieri at St. Louis, Dec. 13, 1998  
Matt Bahr at Miami, Nov. 12, 1995  
54 Stephen Gostkowski vs. New Orleans, Oct. 13, 2013  
Adam Vinatieri vs. Cleveland, Dec. 12, 2001  
53 Stephen Gostkowski at Houston, Dec. 1, 2013  
Stephen Gostkowski at Houston, Dec. 1, 2013  
Stephen Gostkowski vs. Tampa Bay, Sept. 22, 2013  
Stephen Gostkowski vs. Arizona, Sept. 16, 2012  
Stephen Gostkowski at Denver, Oct. 11, 2009  
Adam Vinatieri vs. Kansas City, Dec. 4, 2000  
Jason Staurovsky vs. Seattle, Oct. 7, 1990  
Gino Cappelletti vs. N.Y. Jets, Nov. 28, 1965

### Most 50-Yard Field Goals Made

12 Stephen Gostkowski (2006-13)  
8 Adam Vinatieri (1996-05)  
3 Tony Franklin (1984-87)

\*NFL Record



# PATRIOTS INDIVIDUAL RECORDS

## RUSHING

### **MOST RUSHING ATTEMPTS**

**Career** — 1,385 Sam Cunningham, 1973-79, 1981-82  
 1,323 Jim Nance, 1965-71  
 1,191 Tony Collins, 1981-87  
 958 Curtis Martin, 1995-97  
 891 John Stephens, 1988-92

**Season** — 368 Curtis Martin, 1995  
 345 Corey Dillon, 2004  
 316 Curtis Martin, 1996  
 300 Leonard Russell, 1993  
 299 Jim Nance, 1966

### **Game** —

40 Curtis Martin vs. NYJ, Sept. 14, 1997 (199 yards)  
 38 Jim Nance vs. Oak., Oct. 30, 1966 (208 yds)  
 36 Curtis Martin vs. Buf., Oct. 23, 1995 (127 yds)  
 35 Curtis Martin vs. Ind., Nov. 24, 1996 (141 yds)  
 Curtis Martin at NYJ, Nov. 5 1995 (166 yds)  
 Michael LeBlanc vs. Buffalo Oct. 11, 1987 (146 yds)  
 John Stephens vs. Chi., Oct. 30, 1988 (124 yds)

### **Seasons Leading League** —

3 Jim Nance, 1966-67, 69

### **MOST RUSHING YARDS**

**Career** — 5,453 Sam Cunningham, 1973-79, 1981-82  
 5,323 Jim Nance, 1965-71  
 4,647 Tony Collins, 1981-87  
 3,799 Curtis Martin, 1995-97  
 3,607 Kevin Faulk, 1999-11  
 3,391 Don Calhoun, 1975-81

**Season** — 1,635 Corey Dillon, 2004  
 1,487 Curtis Martin, 1995  
 1,458 Jim Nance, 1966  
 1,263 Stevan Ridley, 2012  
 1,227 Craig James, 1985  
 1,216 Jim Nance, 1967

### **Game** —

212 Tony Collins vs. NY Jets, Sept. 18, 1983 (23 att.)  
 208 Jim Nance vs. Oakland, Oct. 30, 1966 (38 att.)  
 199 Curtis Martin vs. NY Jets, Sept. 14, 1997 (40 att.)  
 196 Robert Edwards at St. Louis, Dec. 13, 1998 (24 att.)  
 189 LeGarrette Blount vs. Buffalo, Dec. 29, 2013 (24 att.)  
 185 Jim Nance vs. Buffalo, Sept. 24, 1967 (34 att.)

### **Seasons Leading League** —

2 Jim Nance, 1966-67

### **LONGEST RUN FROM SCRIMMAGE**

85 Larry Garron vs. Buffalo, Oct. 22, 1961 (TD)  
 80 Carl Garrett vs. Miami, Nov. 9, 1969 (TD)  
 77 Robert Weathers vs. Balt., Sept. 4, 1983  
 Ron Burton at Denver, Oct. 23, 1960

### **HIGHEST AVERAGE RUSHING GAIN**

#### **Career (450 Attempts) —**

4.46 Stevan Ridley, 2011-13 (555-2,477)  
 4.22 Corey Dillon, 2004-06 (753-3,180)  
 4.22 Craig James, 1984-88 (585-2,469)  
 4.17 Kevin Faulk, 1999-11 (864-3,607)  
 4.17 Laurence Maroney, 2006-09 (582-2,430)  
 4.16 Carl Garrett, 1969-72 (537-2,235)  
 4.14 Don Calhoun, 1975-81 (820-3,391)

#### **Season (100 Attempts) —**

5.59 Don Calhoun, 1976 (129-721)  
 5.45 Mose Tatupu, 1983 (106-578)  
 5.05 LeGarrette Blount, 2013 (153-772)  
 5.04 Carl Garrett, 1969 (137-691)  
 4.94 Craig James, 1984 (160-790)  
 4.91 Horace Ivory, 1978 (141-693)

#### **Game (10 Attempts) —**

11.60 Larry Garron vs. Buffalo, Oct. 22, 1961 (10-116)  
 11.36 Sam Cunningham at Buffalo, Oct. 20, 1974 (11-125)  
 11.14 Laurence Maroney vs. Miami, Dec. 23, 2007 (14-156)

### **MOST RUSHING TOUCHDOWNS**

**Career** — 45 Jim Nance, 1965-71  
 43 Sam Cunningham, 1973-79, 1981  
 37 Corey Dillon, 2004-06  
 35 Steve Grogan, 1975-90  
 32 Curtis Martin, 1995-97  
 Tony Collins, 1981-87  
 29 BenJarvus Green-Ellis, 2008-11

#### **Season** —

14 Curtis Martin, 1996  
 Curtis Martin, 1995  
 13 BenJarvus Green-Ellis, 2010  
 Corey Dillon, 2006  
 12 Stevan Ridley, 2012  
 Corey Dillon, 2005  
 Corey Dillon, 2004  
 Antowain Smith, 2001  
 Steve Grogan, 1976

#### **Game** —

3 Corey Dillon vs. Detroit, Dec. 3, 2006  
 Curtis Martin vs. Miami, Nov. 3, 1996  
 Mose Tatupu at LA Rams, Dec. 11, 1983  
 Tony Collins vs. NY Jets, Sept. 18, 1983  
 Sam Cunningham at Buffalo, Oct. 20, 1974

#### **Seasons Leading League** —

1 Jim Nance, 1966

### **MOST 100-YARD RUSHING GAMES**

17 Jim Nance (1965-71)  
 14 Curtis Martin (1995-97)  
 11 Corey Dillon (2004-06)  
 11 Sam Cunningham (1973-79, 81-82)

### **MOST 1,000-YARD RUSHING SEASONS**

3 Curtis Martin (1995-97)  
 2 Jim Nance (1965-71)

# PATRIOTS INDIVIDUAL RECORDS

## PASSING

### HIGHEST COMPLETION PERCENTAGE

#### Season (100 Attempts) —

.689	Tom Brady, 2007 (578-398)
.659	Tom Brady, 2010 (492-324)
.657	Tom Brady, 2009 (565-371)
.656	Tom Brady, 2011 (611-401)
.639	Tom Brady, 2001 (413-264)
.634	Matt Cassel, 2008 (516-327)
.630	Tom Brady, 2012 (637-401)
.630	Tom Brady, 2005 (530-334)

#### Game (20 Attempts) —

.885	Tom Brady vs. Jacksonville, Dec. 27, 2009 (26-23)
.853	Tom Brady vs. Tennessee, Oct. 18, 2009 (34-29)
.846	Tom Brady at Buffalo, Nov. 3, 2002 (26-22)
.840	Tom Brady at Miami, Nov. 21, 2007 (25-21)
.815	Tom Brady at Atlanta, Oct. 9, 2005 (27-22)
.806	Tom Brady vs. San Diego, Sept. 16, 2007 (31-25)
.800	Tom Brady at Indianapolis, Oct. 21, 2001 (20-16)
	Babe Parilli vs. Miami, Oct. 15, 1967 (20-16)

#### Most Seasons Leading League —

- 1 Tom Brady, 2007
- Vito (Babe) Parilli, 1961

### MOST PASSING YARDS

<b>Career</b> —	49,149	Tom Brady, 2000-13
	29,657	Drew Bledsoe, 1993-01
	26,886	Steve Grogan, 1975-90
	16,747	Vito (Babe) Parilli, 1961-67
	10,732	Tony Eason, 1983-89

<b>Season</b> —	5,235	Tom Brady, 2011
	4,827	Tom Brady, 2012
	4,806	Tom Brady, 2007
	4,555	Drew Bledsoe, 1994
	4,343	Tom Brady, 2013
	4,398	Tom Brady, 2009
	4,110	Tom Brady, 2005
	4,086	Drew Bledsoe, 1996

#### Game —

517	Tom Brady at Miami, Sept. 12, 2011
443	Tom Brady vs. San Francisco, Dec. 16, 2012
426	Drew Bledsoe vs. Minnesota, Nov. 13, 1994
423	Tom Brady vs. San Diego, Sept. 18, 2011
423	Drew Bledsoe vs. Miami, Nov. 23, 1998
422	Babe Parilli vs. Oakland, Oct. 16, 1964
421	Drew Bledsoe at Miami, Sept. 5, 1994
419	Drew Bledsoe vs. Miami, Nov. 3, 1996
418	Tom Brady vs. Cleveland, Dec. 8, 2013
415	Matt Cassel at Miami, Nov. 23, 2008
414	Tony Eason vs. Seattle, Sept. 21, 1986
410	Tom Brady vs. Kansas City, Sept. 22, 2002

#### Seasons Leading League —

- 2 Tom Brady, 2005, 2007
- 1 Drew Bledsoe, 1994
- Vito (Babe) Parilli, 1964

### LONGEST PASS COMPLETION

- 99t Tom Brady at Miami, Sept. 12, 2011 (to Wes Welker)\*\*  
 91t Tom Brady at Ind., Oct. 21, 2001 (to David Patten)  
 90t Tony Eason at Chicago, Sept. 15, 1985 (to Craig James)  
 88t Jim Plunkett vs. Baltimore, Dec. 19, 1971 (to Randy Vataha)  
 87t Tom Sherman vs. NY Jets, Oct. 27, 1968 (to Jim Whalen)

### Longest Completion continued —

- 86t Drew Bledsoe at Pittsburgh, Dec. 6, 1998  
 (to Terry Glenn)  
 84t Drew Bledsoe vs. Miami, Nov. 3, 1996  
 (to Ben Coates)  
 83t Tom Brady at NY Jets, Nov. 22, 2012  
 (to Shane Vereen)  
 82t Tom Brady at Miami, Oct. 19, 2003  
 (to Troy Brown in overtime)  
 81t Tom Brady vs. Pittsburgh, Nov. 3, 2013  
 (to Aaron Dobson)

### FEWEST INTERCEPTIONS THROWN

#### Career (500 Attempts) —

- 13 Matt Cassel, 2005-08
- 24 Butch Songin, 1960-61
- 28 Hugh Millen, 1991-92
- 44 Mike Taliaferro, 1968-70
- 48 Tony Eason, 1983-89

#### Season (100 Attempts) —

- 2 Steve Grogan, 1986 (102 att.)
- 4 Tom Brady, 2010 (492 att.)
- Scott Zolak, 1992 (100 att.)
- Tony Eason, 1989 (105 att.)
- Steve Grogan, 1982 (122 att.)
- 5 Tom Hodson, 1990 (156 att.)
- Marc Wilson, 1989 (150 att.)
- Steve Grogan, 1985 (156 att.)
- Matt Cavanaugh, 1980 (105 att.)
- Tom Yewcic, 1962 (126 att.)

### Lowest Interception Percentage, Season (100 Attempts) —

- 0.8 Tom Brady, 2010 (4-492)
- 1.3 Tom Brady, 2012 (8-637)
- 1.4 Tom Brady, 2007 (8-578)
- 1.8 Tom Brady, 2013 (11-628)
- 1.9 Tony Eason, 1984 (8-431)
- 2.0 Tom Brady, 2011 (12-611)
- 2.0 Steve Grogan, 1986 (2-102)
- 2.1 Matt Cassel, 2008 (11-516)
- 2.2 Tony Eason, 1986 (10-448)

### MOST INTERCEPTIONS THROWN

#### Career (500 attempts) —

- 208 Steve Grogan, 1975-90
- 138 Babe Parilli, 1961-67
- Drew Bledsoe, 1993-01
- 134 Tom Brady, 2000-13
- 87 Jim Plunkett, 1971-75

#### Season —

- 27 Drew Bledsoe, 1994
- Babe Parilli, 1964
- 26 Babe Parilli, 1965
- 25 Jim Plunkett, 1972
- 24 Babe Parilli, 1967
- Babe Parilli, 1963

#### Game (25 attempts) —

- 6 Steve Grogan vs. San Francisco, Nov. 30, 1980
- Babe Parilli vs. Denver, Sept. 3, 1967
- 5 Nine times. Most Recent:  
Drew Bledsoe at Miami, Nov. 21, 1999

### MOST TOUCHDOWN PASSES

#### Career —

- 359 Tom Brady, 2000-13
- 182 Steve Grogan, 1975-90
- 166 Drew Bledsoe, 1993-01
- 132 Vito (Babe) Parilli, 1961-67
- 62 Jim Plunkett, 1971-75

\*NFL Record  
 \*\*Tied NFL Record  
 @-Active

# PATRIOTS INDIVIDUAL RECORDS

## PASSING (Cont.)

### *Most Touchdown Passes continued —*

#### *Season —*

- 50 Tom Brady, 2007\*
- 39 Tom Brady, 2011
- 36 Tom Brady, 2010
- 34 Tom Brady, 2012
- 31 Vito (Babe) Parilli, 1964
- 28 Tom Brady, 2009
- Tom Brady, 2004
- Tom Brady, 2002
- Drew Bledsoe, 1997
- Steve Grogan, 1979

#### *Game —*

- 6 Tom Brady vs. Tennessee, Oct. 18, 2009
- Tom Brady at Miami, Oct. 21, 2007
- 5 Tom Brady at Buffalo, Nov. 18, 2007
- Tom Brady at Dallas, Oct. 14, 2007
- Steve Grogan vs. N.Y. Jets, Sept. 9, 1979
- Vito (Babe) Parilli at Buffalo, Nov. 15, 1964
- Vito (Babe) Parilli vs. Miami, Oct. 15, 1967

#### *Quarter —*

- 5 Tom Brady vs. Tennessee, Oct. 18, 2009 (2nd Qtr)\*
- 3 Tom Brady at Buffalo, Nov. 18, 2007 (2nd Qtr)
- Tom Brady at Miami, Oct. 21, 2007 (2nd Qtr)

#### *Seasons Leading League —*

- 3 Tom Brady, 2002, 2007, 2010
- 1 Steve Grogan, 1979 (tied Brian Sipe of Clev.-28)
- Babe Parilli, 1964

### *MOST 300 YARD PASSING GAMES*

- 59 Tom Brady (2000-13)
- 26 Drew Bledsoe(1993-01)
- 12 Steve Grogan (1975-90)

### *MOST 3,000-YARD PASSING SEASONS*

- 11 Tom Brady (2000-13)
- 7 Drew Bledsoe (1993-01)

\*NFL Record

# PATRIOTS INDIVIDUAL RECORDS

## RECEIVING

### MOST RECEPTIONS

#### Career —

- 672 Wes Welker, 2007-12
- 557 Troy Brown, 1993-07
- 534 Stanley Morgan, 1977-89
- 490 Ben Coates, 1991-99
- 431 Kevin Faulk, 1999-11
- 363 Irving Fryar, 1984-92

#### Season —

- 123 Wes Welker, 2009
- 122 Wes Welker, 2011
- 118 Wes Welker, 2012
- 112 Wes Welker, 2007
- 111 Wes Welker, 2008
- 105 Julian Edelman, 2013
- 101 Troy Brown, 2001
- 98 Randy Moss, 2007
- 97 Troy Brown, 2002

#### Game —

- 16 Wes Welker at Buffalo, Sept. 25, 2011 (217 yds)
- Troy Brown, vs. K.C., Sept. 22, 2002 (176)
- 15 Wes Welker vs. N.Y. Jets, Nov. 22, 2009 (192)
- 13 Julian Edelman vs. N.Y. Jets, Sept. 12, 2013 (78)
- Wes Welker vs. Denver, Oct. 7, 2012 (104)
- Wes Welker vs. Jacksonville, Dec. 27, 2009 (138)
- Wes Welker vs. Phil., Nov. 25, 2007 (149)
- Deion Branch, at S.D., Sept. 29, 2002 (128)
- Terry Glenn at Cleveland, Oct. 3, 1999 (214)
- 12 Wes Welker at Miami, Dec. 2, 2012 (103)
- Wes Welker vs. Buffalo, Dec. 24, 2011 (138)
- Randy Moss vs. Buff., Sept. 14, 2009 (141)
- Wes Welker vs. Buffalo, Sept. 14, 2009 (93)
- Wes Welker at Seattle, Dec. 7, 2008 (134)
- Troy Brown, vs. K.C., Dec. 4, 2000 (119)
- Ben Coates at Indy, Nov. 27, 1994 (119)

### MOST SEASONS LEADING LEAGUE —

- 3 Wes Welker (2007, 09, 11)

### MOST RECEIVING YARDS

#### Career —

- 10,352 Stanley Morgan, 1977-89
- 7,459 Wes Welker, 2007-12
- 6,366 Troy Brown, 1993-07
- 5,726 Irving Fryar, 1984-92
- 5,471 Ben Coates, 1991-99
- 5,001 Jim Colclough, 1960-68

#### Season —

- 1,569 Wes Welker, 2011
- 1,493 Randy Moss, 2007
- 1,491 Stanley Morgan, 1986
- 1,354 Wes Welker, 2012
- 1,348 Wes Welker, 2009
- 1,327 Rob Gronkowski, 2011
- 1,264 Randy Moss, 2009
- 1,199 Troy Brown, 2001
- 1,175 Wes Welker, 2007

#### Game —

- 217 Wes Welker at Buffalo, Sept. 25, 2011 (16 rec)
- 214 Terry Glenn at Cleveland, Oct. 3, 1999 (13)
- 193 Terry Glenn at Pittsburgh, Dec. 6, 1998 (9)
- 192 Wes Welker vs. N.Y. Jets, Nov. 22, 2009 (15)
- 190 Brandon Lloyd vs. San Fran., Dec. 16, 2012 (10)
- 183 Randy Moss at N.Y. Jets, Sept. 9, 2007 (9)
- 182 Stanley Morgan vs. Miami, Nov. 8, 1981 (5)
- 179 Randy Moss at Ind., Nov. 15, 2009 (9)
- 176 Troy Brown vs. Kansas City, Sept. 22, 2002 (16)

#### Longest Reception —

- 99t Wes Welker at Miami, Sept. 12, 2011\*
- 91t David Patten at Indianapolis, Oct. 21, 2001
- 90t Craig James at Chicago, Sept. 15, 1985
- 88t Randy Vataha vs. Baltimore, Dec. 19, 1971
- 87t Jim Whalen vs. N.Y. Jets, Oct. 27, 1968

### Longest Reception continued —

- 86t Terry Glenn at Pittsburgh, Dec. 6, 1998
- 84t Ben Coates vs. Miami, Nov. 3, 1996
- 83t Shane Vereen at N.Y. Jets, Nov. 22, 2012

### HIGHEST AVERAGE GAIN PER RECEPTION

#### Career (150 Minimum) —

- 20.3 Harold Jackson, 1978-81 (156-3,162)
- 19.4 Stanley Morgan, 1977-89 (534-10,352)
- 17.7 Jim Colclough, 1960-68 (283-5,001)
- 15.8 Irving Fryar, 1984-92 (363-5,726)
- 15.7 Gino Cappelletti, 1960-70 (292-4,589)

#### Season (35 Minimum) —

- 23.4 Stanley Morgan, 1981 (44-1,029)
- 22.8 Stanley Morgan, 1979 (44-1,002)
- 22.5 Harold Jackson, 1979 (45-1,013)
- 22.0 Stanley Morgan, 1980 (45-991)
- 21.7 Jim Colclough, 1962 (40-868)

#### Game (4 Minimum) —

- 36.4 Stanley Morgan vs. Miami, Nov. 8, 1981 (5-182)
- 35.5 Stanley Morgan vs. S.F., Nov. 30, 1980 (4-142)
- Jim Colclough vs. N.Y. Jets, Oct. 6, 1962 (4-142)
- 35.0 Aaron Marsh vs. N.Y. Jets, Sept. 22, 1968 (4-140)
- 34.0 Stanley Morgan at Balt., Nov. 26, 1978 (5-170)

### MOST TOUCHDOWN RECEPTIONS

#### Career —

- 67 Stanley Morgan, 1977-89
- 50 Ben Coates, 1991-99
- Randy Moss, 2007-10
- 42 Gino Cappelletti, 1960-68
- Rob Gronkowski, 2010-13
- 39 Jim Colclough, 1960-68
- Irving Fryar, 1984-92

#### Season —

- 23 Randy Moss, 2007\*
- 17 Rob Gronkowski, 2011
- 13 Randy Moss, 2009
- 12 Stanley Morgan, 1979
- 11 Rob Gronkowski, 2012
- Randy Moss, 2008
- 10 Rob Gronkowski, 2010
- Stanley Morgan, 1986
- Jim Colclough, 1962

#### Game —

- 4 Randy Moss at Buffalo, Nov. 18, 2007
- 3 Accomplished 11 Times. Most Recent: Rob Gronkowski at Pittsburgh, Nov. 14, 2010

#### Quarter —

- 3 Randy Moss at Buffalo, Nov. 18, 2007\*\*
- 2 Accomplished Eight times. Most Recent: Randy Moss and Wes Welker vs. Tennessee, Oct. 18, 2009

### MOST SEASONS LEADING LEAGUE —

- 2 Randy Moss (2007, 09)
- 1 Rob Gronkowski (2011)
- Stanley Morgan (1979)

### MOST 100-YARD RECEIVING GAMES

- 38 Stanley Morgan (1977-89)
- 28 Wes Welker (2007-12)
- 18 Randy Moss (2007-10)

### MOST 1,000-YARD RECEIVING SEASONS

- 5 Wes Welker (2007-09, 2011-12)
- 3 Randy Moss (2007-10)
- 3 Stanley Morgan (1977-89)
- 2 Terry Glenn (1996-01)

\*NFL Record

\*\*Tied NFL Record

# PATRIOTS INDIVIDUAL RECORDS

## INTERCEPTIONS

### **MOST INTERCEPTIONS**

#### **Career —**

- 36 Ty Law, 1995-04  
Raymond Clayborn, 1977-89
- 29 Ron Hall, 1961-67  
Roland James, 1980-90  
Fred Marion, 1982-91
- 28 Mike Haynes, 1976-82

#### **Season —**

- 11 Ron Hall, 1964
- 10 Asante Samuel, 2006
- 9 Ty Law, 1998
- 8 Ronnie Lippett, 1986  
Mike Haynes, 1976

#### **Game —**

- 3 Eight Times. Most Recent:  
Leigh Bodden vs. N.Y. Jets, Nov. 22, 2009

### **MOST INTERCEPTION RETURN YARDAGE**

#### **Career —**

- 583 Ty Law, 1995-04
- 555 Raymond Clayborn, 1977-89
- 476 Ron Hall, 1961-67
- 457 Fred Marion, 1982-91
- 420 Ronnie Lippett 1983-91

#### **Season —**

- 277 Bob Suci, 1963
- 189 Fred Marion, 1985
- 182 Prentice McCray, 1976
- 181 Otis Smith, 2001
- 159 Ron Hall, 1966

#### **Game —**

- 118 Prentice McCray at N.Y. Jets, Nov. 21, 1976 (2)
- 115 Fred Marion at Seattle, Nov. 17, 1985 (2)
- 110 Bob Suci vs. Houston, Nov. 1, 1963 (2)
- 100 Jimmy Hitchcock vs. Miami, Nov. 23, 1997 (1)
- 99 Rick Sanford at Chicago, Dec. 5, 1982 (1)

#### **Longest Return —**

- 100 Jimmy Hitchcock vs. Miami, Nov. 23, 1997 (TD)
- 99 Rick Sanford at Chicago, Dec. 5, 1982 (TD)
- 98 Bob Suci vs. Houston, Nov. 1, 1963 (TD)
- 91 Darius Butler at Houston, Jan. 3, 2010 (TD)
- 90 Victor Green at N.Y. Jets, Sept. 15, 2002 (TD)

### **TOUCHDOWNS**

#### **Career —**

- 6 Ty Law, 1995-04
- 4 Tedy Bruschi, 1996-08
- 3 Asante Samuel, 2003-07
- 2 James Sanders 2005-10  
Willie McGinest, 1994-05  
Otis Smith, 1996, 2000-02  
Ronnie Lippett, 1983-91  
Prentice McCray, 1974-80  
Don Webb, 1961-62, 64-71  
John Charles, 1967-69  
Bob Suci, 1963

#### **Season —**

- 2 Tedy Bruschi LB, 2003  
Tedy Bruschi, LB, 2002  
Ty Law CB, 2001  
Otis Smith CB, 2001  
Ronnie Lippett DB, 1987  
Prentice McCray S, 1976  
Bob Suci DB, 1963  
Don Webb DB, 1961

#### **Game —**

- 2 Prentice McCray at N.Y. Jets, Nov. 21, 1976

## PUNTING

### **MOST PUNTS**

#### **Career —**

- 468 Rich Camarillo, 1981-87
- 377 Tom Yewcic, 1961-66
- 243 Tom Janik, 1969-71
- 222 Mike Patrick, 1975-78
- 215 Tom Tupa, 1996-98

#### **Season —**

- 103 Shawn McCarthy, 1992
- 92 Rich Camarillo, 1985
- 91 Jeff Feagles, 1988
- 90 Lee Johnson, 1999
- Brian Hansen, 1990
- 89 Lee Johnson, 2000  
Rich Camarillo, 1986

#### **Game —**

- 11 Ryan Allen, vs. N.Y. Jets, Sept. 12, 2013  
Shawn McCarthy, vs. New Orleans, Nov. 8, 1992  
Rich Camarillo at Chicago, Sept. 15, 1985  
Rich Camarillo at Dallas, Nov. 22, 1984  
Jim Fraser vs. N.Y. Jets, Oct. 2, 1966
- 10 Nine Times. Most Recent:  
Brooks Barnard vs. Miami, Dec. 7, 2003

### **MOST PUNTING YARDS**

#### **Career —**

- 19,922 Rich Camarillo, 1981-87
- 14,553 Tom Yewcic, 1961-66
- 9,602 Tom Tupa, 1996-98
- 9,516 Tom Janik, 1969-71
- 8,578 Lee Johnson, 1999-01

#### **Season —**

- 4,212 Shawn McCarthy, 1992
- 3,953 Rich Camarillo, 1985
- 3,798 Lee Johnson, 2000
- 3,752 Brian Hansen, 1990
- 3,746 Rich Camarillo, 1986

#### **Game —**

- 514 Ryan Allen, vs. N.Y. Jets, Sept. 12, 2013 (11)  
Rich Camarillo at Chicago, Sept. 15, 1985 (11)
- 479 Rich Camarillo at Dallas, Nov. 22, 1984 (11)
- 436 Bob Scarpitto vs. Oakland, Oct. 6, 1968 (10)
- 427 Rich Camarillo at Oakland, Nov. 1, 1981 (9)

#### **Longest Punt —**

- 93 Shawn McCarthy at Buffalo, Nov. 3, 1991
- 89 Luke Prestridge vs. Miami, Oct. 21, 1984
- 87 Bob Scarpitto at Denver, Sept. 29, 1968
- 82 Luke Prestridge vs. N.Y. Jets, Oct. 28, 1984
- 76 Lee Johnson, at Cincinnati, Sept. 9, 2001  
Rich Camarillo vs. N.Y. Jets, Sept. 19, 1982



# PATRIOTS INDIVIDUAL RECORDS

## PUNTING (Cont.)

### HIGHEST AVERAGE YARDS PER PUNT

#### Career (100 Punts Min.) —

44.7	Tom Tupa, 1996-98 (215)
44.2	Zoltan Mesko, 2010-12 (175)
43.6	Josh Miller, 2004-06 (175)
42.6	Rich Camarillo, 1981-87 (468)
42.3	Lee Johnson, 1999-01 (203)
41.5	Chris Hanson, 2007-2009 (149)
40.0	Terry Swanson, 1967-68 (127)
40.7	Shawn McCarthy, 1991-92 (169)

#### Season (Qualifiers) —

46.5	Zoltan Mesko, 2011
45.9	Ryan Allen, 2013
45.8	Tom Tupa, 1997
45.1	Josh Miller, 2005
44.6	Rich Camarillo, 1983
44.5	Tom Tupa, 1998
43.7	Chris Hanson, 2008
43.7	Rich Camarillo, 1982

#### Season (Qualifiers) continued —

43.5	Tom Tupa, 1996
43.2	Zoltan Mesko, 2010

#### Game (4 Punts Min.) —

55.6	Tom Tupa, at Indianapolis, Sept. 7, 1997 (5)
54.3	Pat O'Neill at Detroit, Sept. 25, 1994 (4)
52.5	Ryan Allen at New Orleans, Nov. 24, 2011 (4)
52.3	Zoltan Mesko vs. Miami, Dec. 24, 2011 (6)
51.9	Tom Tupa, at Denver, Oct. 6, 1997 (7)
51.6	Josh Miller at Denver, Oct. 16, 2005
51.3	Zoltan Mesko vs. N.Y. Jets, Oct. 9, 2011 (4)
	Tom Tupa, vs. San Diego, Aug. 31, 1997 (4)
51.2	Tom Tupa, vs. Indianapolis, Nov. 30, 1997 (5)
	Shawn McCarthy at Buffalo, Nov. 3, 1991 (5)

### HIGHEST NET AVERAGE YARDS PER PUNT

#### Rookie Season (50 Punts Min.) —

39.9	Ryan Allen, 2013 (76-3491)
38.4	Zoltan Mesko, 2010 (58-2,505)

## PUNT RETURNS

### MOST PUNT RETURNS

#### Career —

252	Troy Brown, 1993-07
206	Irving Fryar, 1984-92
142	David Meggett, 1995-97
114	Wes Welker, 2007-12
111	Mike Haynes, 1976-82
107	Julian Edelman, 2009-13
101	Kevin Faulk, 1999-2011

#### Season —

52	David Meggett, 1996
45	David Meggett, 1997
	David Meggett, 1995
	Mike Haynes, 1976
39	Troy Brown, 2000

#### Game —

10	Ronnie Harris at Pittsburgh, Dec. 5, 1993
7	Kevin Faulk at Green Bay, Nov. 19, 2006
	David Meggett vs. N.Y. Jets, Dec. 10, 1995
	Ray Crittenden vs. Green Bay, Oct. 2, 1994
	Irving Fryar at Dallas, Nov. 22, 1984
6	11 Times. Most Recent: Troy Brown vs. Miami, Dec. 23, 2007

#### Most Seasons Leading League —

1	Ron Burton, 1962
	Fred Bruney, 1961

### MOST PUNT RETURN YARDS

#### Career —

2,625	Troy Brown, 1993-07
2,055	Irving Fryar, 1984-91
1,438	David Meggett, 1995-97
1,317	Julian Edelman, 2009-13
1,185	Wes Welker, 2007-12
1,159	Mike Haynes, 1976-81

#### Season —

608	Mike Haynes, 1976
588	David Meggett, 1996
520	Irving Fryar, 1985
517	Mack Herron, 1974

#### Game —

156	Mike Haynes vs. Buffalo, Nov. 7, 1976
133	Stanley Morgan vs. Buffalo, Nov. 20, 1977
133	Irving Fryar at Buffalo, Sept. 22, 1985
126	Billy Johnson vs. Houston, Nov. 5, 1967

### LONGEST PUNT RETURN

94	Julian Edelman vs. Miami, Jan. 2, 2011 (TD)
89	Mike Haynes vs. Buffalo, Nov. 7, 1976 (TD)

#### Longest Punt Return continued—

85	Troy Brown, vs. Cleveland, Dec. 9, 2001 (TD)
	Irving Fryar at Buffalo, Sept. 22, 1985 (TD)
80	Stanley Morgan vs. Balt., Nov. 18, 1979 (TD)
77	Irving Fryar vs. Indianapolis, Nov. 10, 1985 (TD)
75	Roland James vs. N.Y. Jets, Nov. 2, 1980 (TD)
72	Julian Edelman vs. KC, Nov. 21, 2011 (TD)
69	Wes Welker at Indianapolis, Nov. 15, 2009
68	Julian Edelman vs. Ind, Nov. 18, 2012 (TD)

### HIGHEST PUNT RETURN AVERAGE

#### Career (20 Returns) —

12.3*	Julian Edelman, 2009-13 (107-1,317)
12.0	Mack Herron, 1973-75 (74-888)
11.3	Carl Garrett, 1969-72 (43-487)
10.4	Wes Welker, 2007-2012 (114-1185)
10.4	Troy Brown, 1993-07 (252-2625)
	Mike Haynes, 1976-82 (111-1159)
	Stanley Morgan, 1977-89 (92-960)
10.1	David Meggett, 1995-97 (142-1438)

#### Season (15 Returns) —

15.5	Julian Edelman, 2012
15.3	Julian Edelman, 2010
14.8	Mack Herron, 1974
14.2	Troy Brown, 2001
14.1	Irving Fryar, 1985
13.5	Mike Haynes, 1976
12.9	Troy Brown, 2000
12.5	Wes Welker, 2009

#### Game (3 Returns) —

39.0	Mike Haynes vs. Buffalo, Nov. 7, 1976 (4)
35.7	Ricky Smith vs. Baltimore, Sept. 4, 1981 (3)

#### Most Seasons Leading League —

1	Troy Brown, 2001
	Irving Fryar, 1985

### MOST PUNT RETURN TOUCHDOWNS

#### Career —

3	Julian Edelman, 2009-12
	Troy Brown, 1993-07
	Irving Fryar, 1984-91
2	Mike Haynes, 1976-81

#### Season —

2	Troy Brown, 2001
	Irving Fryar, 1985
	Mike Haynes, 1976

#### Game —

1	Accomplished 14 Times. Most Recent: Julian Edelman vs. IND on Nov. 18, 2012 (68 yds)
---	---

\*NFL Record

# PATRIOTS INDIVIDUAL RECORDS

## KICKOFF RETURNS

### MOST KICKOFF RETURNS

#### Career —

- 181 Kevin Faulk, 1999-2011
- 107 Stephen Starring, 1983-87
- 105 Ellis Hobbs, 2005-08
- David Meggett, 1995-97
- 102 Bethel Johnson, 2003-05

#### Season —

- 48 Stephen Starring, 1985
- 45 Derrick Cullors, 1998
- Ellis Hobbs, 2008
- 42 Ricky Smith, 1983
- 41 Brandon Tate, 2010
- Bethel Johnson, 2004
- Mack Herron, 1973

#### Game —

- 8 Willie Porter vs. NY Jets, Sept. 22, 1968
- 7 Bethel Johnson vs. Indianapolis, Nov. 7, 2005
- Deion Branch vs. Kansas City, Sept. 22, 2002
- Deion Branch at Chicago, Nov. 10, 2002
- Kevin Faulk vs. N.Y. Jets, Dec. 22, 2002
- Tony Collins vs. Dallas, Sept. 21, 1981

### Most Seasons Leading League —

- 1 Jon Vaughn, 28.2 (20-564), 1992
- Horace Ivory, 27.6 (36-992), 1980
- Raymond Clayborn, 31.0 (28-869), 1977

### MOST KICKOFF RETURN YARDS

#### Career —

- 4,098 Kevin Faulk, 1999-11
- 2,913 Ellis Hobbs, 2005-08
- 2,561 David Meggett, 1995-97
- 2,557 Bethel Johnson, 2003-05
- 2,299 Larry Garron, 1960-68

#### Season —

- 1,281 Ellis Hobbs, 2008
- 1,092 Mack Herron, 1973
- 1,085 Derrick Cullors, 1998
- 1,057 Brandon Tate, 2010
- 1,016 Bethel Johnson, 2004
- 1,012 Stephen Starring, 1985

#### Game —

- 237 Ellis Hobbs vs. Miami, Sept. 21, 2008
- 220 Kevin Faulk vs. N.Y. Jets, Dec. 22, 2002
- 206 Allen Carter at Baltimore, Dec. 21, 1975
- 201 Deion Branch vs. Kansas City, Sept. 22, 2002

### LONGEST KICKOFF RETURN

- 108 Ellis Hobbs at N.Y. Jets, Sept. 9, 2007 (TD)\*
- 104 Devin McCourty vs. N.Y. Jets, Oct. 21, 2012 (TD)
- 103 Brandon Tate at Miami, Oct. 4, 2010 (TD)
- 101 Raymond Clayborn at Balt., Dec. 18, 1977 (TD)
- 100 Jon Vaughn at Cincinnati, Dec. 20, 1992 (TD)
- Raymond Clayborn at NYJ, Oct. 2, 1977 (TD)
- 99 Allen Carter at Baltimore, Dec. 21, 1975 (TD)
- Jon Vaughn at Phoenix, Sept. 29, 1991 (TD)

### HIGHEST KICKOFF RETURN AVERAGE

#### Career (20 Returns) —

- 27.7 Ellis Hobbs, 2005-08 (105-2913)
- 27.2 Allen Carter, 1975-76 (33-898)
- 27.0 Raymond Clayborn, 1977-89 (57-1,538)
- 26.5 Horace Ivory, 1977-81 (45-1,191)

#### Season (Qualifiers) —

- 31.0 Raymond Clayborn, 1977
- 28.6 Larry Garron, 1962
- 28.5 Ellis Hobbs, 2008
- 28.4 Jess Phillips, 1976
- 28.3 Carl Garrett, 1969

#### Game (3 Returns) —

- 52.0 Ellis Hobbs at N.Y. Jets, Sept. 9, 2007 (3)
- 51.0 Brandon Tate at Miami, Oct. 4, 2010 (3)
- 49.3 Ron Burton vs. Dallas Texans, Nov. 3, 1961 (3)
- 47.0 Horace Ivory at Baltimore, Oct. 19, 1980 (3)

### MOST KICKOFF RETURN TOUCHDOWNS

#### Career —

- 3 Raymond Clayborn, 1977-89
- Ellis Hobbs, 2005-08
- 2 Kevin Faulk, 1999-2011
- Brandon Tate, 2009-2010
- Bethel Johnson, 2003-05
- Jon Vaughn, 1991-92
- Larry Garron, 1960-68

#### Season —

- 3 Raymond Clayborn, 1977
- 2 Brandon Tate, 2010
- Kevin Faulk, 2002

#### Game —

- 1 25 times. Most Recent:
- Devin McCourty vs. N.Y. Jets, Dec. Oct. 21, 2012

\*Tied for NFL Record

## FUMBLES

### MOST FUMBLES

#### Career —

- 89 Tom Brady, 2000-13
- 81 Steve Grogan, 1975-90
- 68 Drew Bledsoe, 1993-01
- 49 Sam Cunningham, 1973-79, 1981-82
- 42 Vito (Babe) Parilli, 1961-67
- Tony Collins, 1981-87

#### Season —

- 13 Tom Brady, 2003
- 12 Tom Brady, 2006
- Tom Brady, 2001
- Steve Grogan, 1979
- Sam Cunningham, 1975
- Mack Herron, 1974

#### Game —

- 4 Vito (Babe) Parilli vs. Denver, Nov. 6, 1966
- 4 Scott Zolak at Atlanta, Oct. 1, 1995
- 3 Four Times. Most recent:
- Tom Brady vs. N.Y. Jets, Sept. 21, 2003

### MOST OWN FUMBLE RECOVERIES

#### Career —

- 34 Steve Grogan, 1975-90
- 27 Drew Bledsoe, 1993-01
- 25 Tom Brady, 2000-13
- 19 Vito (Babe) Parilli, 1961-67

#### Season —

- 6 Drew Bledsoe, 1999
- Steve Grogan, 1987
- Vito (Babe) Parilli, 1963
- Ricky Smith, 1983
- 5 Tom Brady, 2002, 2013
- Drew Bledsoe, 1993
- Vito (Babe) Parilli, 1964

#### Game —

- 2 Nine times. Most Recent:
- Drew Bledsoe at Kansas City, Oct. 10, 1999

# PATRIOTS INDIVIDUAL RECORDS

## FUMBLES (Cont.)

### MOST FORCED FUMBLES (SINCE 1992)

#### Season —

- 5 Rob Ninkovich, 2012
- Brandon Spikes, 2012
- Mike Vrabel, 2007

#### Game —

- 3 Mike Vrabel vs. Washington, Oct. 28, 2007
- 2 Accomplished seven times. Most recent: Rob Ninkovich vs. Denver, Oct. 7, 2012

### MOST OPPONENT FUMBLE RECOVERIES

#### Career —

- 19 Andre Tippett, 1982-88, 90-93
- 16 Steve Nelson, 1974-87
- 15 Willie McGinest, 1994-2005
- Jim Hunt, 1960-70
- 14 Raymond Hamilton, 1973-80
- 13 Bob Dee, 1960-67

#### Season —

- 5 Bob Dee, 1961
- 4 Accomplished 12 Times. Most Recent: Rob Ninkovich, 2012
- Vince Wilfork, 2012

#### Game —

- 3 Steve Nelson vs. Philadelphia, Oct. 8, 1978\*
- 2 Accomplished 21 times. Most recent: Steve Gregory at N.Y. Jets, Nov. 22, 2012

### MOST FUMBLE RETURN YARDS

#### Career —

- 101 Brent Williams, 1986-93
- 75 Andre Tippett, 1982-93

#### Season —

- 68 Richard Seymour, 2004
- 63 Rob Ninkovich, 2010
- 54 Brent Williams, 1986
- 53 Chad Eaton, 1999

#### Game —

- 68 Richard Seymour at Buffalo, Oct. 3, 2004 (1)
- 63 Rob Ninkovich at San Diego, Oct. 24, 2010 (1-opp)
- 52 Chuck Shonta vs. N.Y. Titans, Sept. 17, 1960 (1-opp)
- 51 Jim Hunt vs. Houston, Dec. 15, 1968 (1-opp)

### LONGEST FUMBLE RETURN

- 68 Richard Seymour at Buffalo, Oct. 3, 2004 (TD)
- 63 Rob Ninkovich at San Diego, Oct. 24, 2010
- 52 Chuck Shonta vs. N.Y. Titans, Sept. 17, 1960 (TD)
- 51 Jim Hunt vs. Houston, Dec. 15, 1968

### MOST FUMBLE RETURN TOUCHDOWNS

#### Own Fumbles Recovered For TD —

- 1 Nine players. Most recent: Brandon Lloyd vs. Houston, Dec. 10, 2012

#### Opponents' Fumbles Recovered For TD —

- 1 Accomplished many times. Most recent: Julian Edelman at N.Y. Jets, Nov. 22, 2012 (2 yds, TD)
- Steve Gregory at N.Y. Jets, Nov. 22, 2012 (32 yds, TD)

### MOST STRIP SACKS

#### Season —

- 5 Mike Vrabel, 2007 (4 recovered by NE)
- 4 Rob Ninkovich, 2012 (3 recovered by NE)
- Mike Vrabel, 2003 (1 recovered by NE)

## SACKS \*

### MOST SACKS

#### Career —

- 100.0 Andre Tippett, 1982-88, 90-93
- 80.5 Julius Adams, 1971-77, 79, 85, 87
- 78.0 Willie McGinest, 1994-05
- 70.0 Tony McGee, 1974-81
- 54.0 Ray Hamilton, 1973-81

#### Season —

- 18.5 Andre Tippett, 1984
- 16.5 Andre Tippett, 1985
- 12.5 Mike Vrabel, 2007
- Andre Tippett, 1987
- 11.5 Tony McGee, 1978
- 10.5 Tony McGee, 1979

#### Rookie Season —

- 10.5 Garin Veris, 1985
- 9.0 Chris Slade, 1993

#### Game —

- 4.0 Andre Carter at N.Y. Jets, Nov. 13, 2011
- Julius Adams at Atlanta, Dec. 4, 1977
- Tony McGee at Baltimore, Nov. 16, 1978
- Mike Hawkins vs. N.Y. Jets, Sept. 9, 1979
- 3.5 Andre Tippett at Buffalo, Oct. 26, 1986
- Chris Slade vs. San Diego, Nov. 20, 1994
- 3.0 31 Times. Most Recent: Justin Francis vs. Miami, Dec. 30, 2012

\*Sacks have only been an official NFL statistic since 1982. Sack totals shown here reflect all-time Patriots totals.

### PATRIOTS CAREER SACK LEADERS

Player	Sacks	Career Years
1. Andre Tippett	100.0	1982-88, 90-93
2. Julius Adams	79.5	1971-77, 79-85, 87
3. Willie McGinest	78.0	1994-05
4. Tony McGee	70.0	1974-81
5. Ray Hamilton	54.0	1973-81
6. Chris Slade	51.0	1993-00
7. Mike Vrabel	48.0	2001-08
8. Larry Eisenhauer	47.5	1961-69
9. Brent Williams	43.5	1986-93
10. Houston Antwine	39.0	1961-71
Richard Seymour	39.0	2001-08
12. Garin Veris	36.0	1985-88, 90-91
13. Richard Bishop	32.5	1976-81
14. Tedy Bruschi	30.5	1996-08
15. Don Blackmon	29.5	1981-87
16. Jim Lee Hunt	30.0	1960-70
17. Jarvis Green	28.0	2002-09
18. Bob Dee	27.5	1960-67
Rob Ninkovich	27.5	2009-13
20. Roosevelt Colvin	26.5	2003-08
21. Rod Shoate	23.0	1975-81
22. Mel Lunsford	21.5	1973-80
23. Henry Thomas	21.0	1997-00
Ty Warren	21.0	2003-10
25. Steve Nelson	20.0	1974-87
26. Tully Banta-Cain	23.0	2003-06, 09-10
27. Nick Buoniconti	18.0	1962-68
28. Chandler Jones	17.5	2012-13
29. Ken Sims	17.0	1982-89
30. Vincent Brown	16.5	1988-95
31. Johnny Rembert	16.0	1983-92
Vince Wilfork	16.0	2004-12
33. Toby Williams	15.5	1983-88
34. Tom Addison	15.0	1960-67
Mike Jones	15.0	1994-97
Mike Wright	15.0	2005-11

# PATRIOTS TEAM RECORDS

Note: Number of games per season: 1960-1977 (14); 1978-81 (16); 1982 (9); 1983-86 (16); 1987 (15), and 1988-09 (16).

## VICTORIES

### MOST VICTORIES

<b>Season—</b>
16 2007*
14 2004, 2003, 2010
13 2011
12 2013, 2012, 2006
11 2008, 2001, 1996, 1986, 1985, 1978, 1976

### FEWEST VICTORIES

<b>Season—</b>
1 1990
2 1992, 1981, 1970
3 1975, 1972, 1967
*-NFL Record

### GREATEST REGULAR SEASON COMEBACKS

Rank	Date	Opponent	Largest Deficit	Largest Deficit Score	Final Score
1	11/24/13	Denver	24 Points	24-0	34-31 (OT)
2	09/16/84	Seattle	23 Points	23-0	38-23
3	12/21/96	@ N.Y. Giants	22 Points	22-0	23-22
4t	11/10/02	@ Chicago	21 Points	27-6	33-30
4t	09/19/99	Indianapolis	21 Points	21-0, 28-7	31-28
4t	11/10/96	@ N.Y. Jets	21 Points	21-0	31-27
4t	01/01/12	Buffalo	21 Points	21-0	49-21
8	11/13/94	Minnesota	20 Points	20-0	26-20

## SCORING

### MOST POINTS SCORED

#### Season (Points)—

589 2007
557 2012
518 2010
513 2011
444 2013
441 1980
437 2004
427 2009

#### Season (Average)—

36.8 2007
34.6 2012
32.4 2010
32.1 2011
29.5 1961
27.8 2013
27.6 1980

#### Game—

59	vs. Indianapolis, Nov. 18, 2012
56	vs. Tennessee, Oct. 18, 2009
56	at Buffalo, Nov. 18, 2007
55	vs. N.Y. Jets, Sept. 9, 1979
55	vs. N.Y. Jets, Oct. 29, 1978
52	vs. Pittsburgh, Nov. 3, 2013
52	at Buffalo, Sept. 30, 2012
52	vs. Washington, Oct. 28, 2007
50	vs. Buffalo, Oct. 22, 1961
50	at Ind., Nov. 18, 1984
	vs. Baltimore, Nov. 18, 1979

#### Quarter—

1st:	21 at Oakland, Dec. 14, 2008
	21 vs. N.Y. Jets, Oct. 29, 1978
	21 at Miami, Dec. 15, 1974
2nd:	35 at N.Y. Jets, Nov. 22, 2012
	35 vs. Tennessee, Oct. 18, 2009
3rd:	22 vs. Dallas (Texans), Nov. 18, 1960
4th:	31 at Buffalo, Sep. 30, 2012
	28 vs. Pittsburgh, Nov. 3, 2013
	27 vs. Baltimore, Nov. 23, 1980

#### Game, Both Teams Combined—

86	at BOS 43, OAK 43 (tie), Oct. 16, 1964
84	NE 46, at BAL 38, Oct. 6, 1996
83	NE 59, IND 24, Nov. 18, 2012
79	at NE 41, KC 38, Sept. 22, 2002 (ot)
78	NYJ 47, at BOS 31, Sept. 22, 1968
77	NE 49, at MIA 28, Oct. 21, 2007

### FEWEST POINTS SCORED

#### Season—

143 1982 (9 games)
149 1970
181 1990
192 1972
205 1992
211 1991
229 1968

#### Game—

0	20 Times: Most recent: at Miami 21, Patriots 0, Dec. 10, 2006
---	---

#### Game, Both Teams Combined—

3	at NE 3, MIA 0, Dec. 12, 1982
6	NYJ 6, at NE 0, Nov. 28, 1993
7	IND 6, at NE 0, Dec. 6, 1992
9	HOU 7, at NE 0, Sept. 21, 1975
9	at NE 7, CIN 2, Dec. 12, 1993
	NE 6, at MIA 3, Nov. 20, 1988
	NE 6, at NYJ 3, Dec. 15, 1991

### GREATEST MARGIN OF VICTORY

#### Game—

59	at NE 59, TEN 0, Oct. 18, 2009
53	at NE 56, NYJ 3, Sept. 9, 1979
46	NE 56, at BUF 10, Nov. 18, 2007
45	at NE 52, WAS 7, Oct. 28, 2007
42	NE 45, NYJ 3, Dec. 6, 2010
	at BOS 45, HOU 3, Nov. 1, 1963

### GREATEST MARGIN OF DEFEAT

#### Game—

52	at MIA 52, NE 0, Nov. 12, 1972
42	at G.B. (Mil.) 45, NE 3, Oct. 9, 1988
38	at NYJ 45, NE 7, Sept. 26, 1993
	at CIN 45, NE 7, Dec. 20, 1970
	at MIA 41, NE 3, Oct. 17, 1971

### MOST TOUCHDOWNS

#### Season—

75 2007
67 2012
65 2010
61 2011
52 1961, 1980
50 2009
49 2004, 1979
48 1976, 1996

#### Game—

8	vs. Indianapolis, Nov. 18, 2012
	vs. Tennessee, Oct. 18, 2009
	at Buffalo, Nov. 18, 2007
	vs. N.Y. Jets, Sept. 9, 1979
	vs. N.Y. Jets, Oct. 29, 1978
7	Seven times: Most recent: at N.Y. Jets, Nov. 22, 2012

### MOST NON-OFFENSIVE TOUCHDOWNS

#### Season—

9	2010 (4 Int, 2 KO, 1 blocked FG, 1 Fum)
1961	(2 Int, 2 KO, 2 blocked punts, 3 Fum)

### FEWEST TOUCHDOWNS

#### Season—

17 1982 (9 games)
18 1970
19 1990
22 1991

### MOST PATS

#### Season—

74 2007*	*NFL Record
66 2012	
62 2010	

#### Season (Cont.)—

59 2011
51 1980
48 2004, 1961

### FEWEST PATS

#### Season—

15 1982 (9 games)
17 1970
19 1990, 1991
22 1992

### MOST FGs ATTEMPTED

#### Season—

41 2013, 1986
40 2008, 1989
39 1998, 1964
38 1963
37 1962

#### Game—

7	vs. Ind. Dec. 3, 1989
	at Cin., Nov. 16, 1969
	at Buffalo, Sept. 24, 1967
	at S.D., Sept. 20, 1964
6	vs. Jax, Sept. 22, 1996
	vs. Denver, Oct. 4, 1964

### FEWEST FGs ATTEMPTED

#### Season—

13 1982 (9 games)
16 1972
17 1975, 1992
21 1971, 1977
22 1970, 1974, 1983, 1990

### MOST FGs MADE

#### Season—

38 2013
36 2008
32 2013, 1986
31 2004, 1998

#### Game—

6	at Denver, Oct. 4, 1964
5	vs. Buffalo, Nov. 14, 2004
	vs. Jax, Sept. 22, 1996
	vs. Indianapolis, Dec. 3, 1989

### FEWEST FGs MADE

#### Season—

8 1982 (9 gm), 1972, 1970, 1960
9 1983, 1975
11 1992

### LONGEST DRIVES

#### Most Plays—

19	vs. Buffalo, Nov. 9, 2008
	19-92, 9:08, TD
	at N.Y. Jets, Sept. 15, 2002
	19-70, 6:40, FG
18	at Indianapolis, Oct. 22, 2000
	18-89, 8:43, TD
18	Buffalo, Dec. 13, 1981,
	18-64, 8:05, FG

# PATRIOTS TEAM RECORDS

## FIRST DOWNS

### MOST TOTAL FIRST DOWNS

#### Season—

444 2012\*  
399 2011  
393 2007  
378 2013  
373 2009  
356 2008  
348 1994  
344 2004

#### Game—

35 vs. Denver, Oct. 7, 2012  
34 vs. Washington, Oct. 28, 2007  
33 vs. Pittsburgh, Nov. 3, 2013  
at Buffalo, Sept. 30, 2012  
at Baltimore, Sept. 23, 2012  
32 vs. San Francisco, Dec. 16, 2012  
vs. Tennessee, Oct. 18, 2009  
at Buffalo, Dec. 11, 2005  
31 vs. Kansas City, Oct. 11, 1998  
vs. Phila., Nov. 29, 1987  
at Houston, Dec. 11, 1966

### FEWEST TOTAL FIRST DOWNS

#### Season—

146 1982 (9 games)  
166 1969  
181 1968  
184 1970  
190 1971

#### Game—

5 at N.Y. Jets, Nov. 22, 1970  
6 at K.C., Oct. 11, 1970  
vs. N.O., Nov. 8, 1992

### MOST RUSHING FIRST DOWNS

#### Season—

181 1978\*  
151 2012  
150 1976  
145 2008  
139 1980

\*NFL Record

#### Game—

21 vs. Denver, Nov. 28, 1976  
19 at Buffalo, Sept. 30, 2012  
18 vs. Denver, Oct. 7, 2012  
vs. N.Y. Jets, Oct. 18, 1976  
17 at Buffalo, Nov. 5, 1978  
vs. Buffalo, Dec. 10, 1978

### FEWEST RUSHING FIRST DOWNS

#### Season—

55 1965  
63 1970  
64 1969  
65 1990  
66 1964

#### Game—

0 at Pittsburgh, Oct. 31, 2004  
at N.O., Nov. 30, 1986  
at Buffalo, Oct. 26, 1980  
at N.Y. Jets, Nov. 22, 1970  
1 20 times. Most recent:  
vs. N.Y. Jets, Sept. 12, 2013

### MOST PASSING FIRST DOWNS

#### Season—

262 2011  
256 2012  
243 1994, 2007  
222 2009  
218 2013  
208 2013  
207 1995  
206 1996  
204 2005  
202 1986

#### Game—

23 vs. San Diego, Sept. 18, 2011  
22 vs. San Fran., Dec. 16, 2012  
vs. Buffalo, Sept. 14, 2009  
at Cin., Sept. 18, 1994  
vs. Min., Nov. 13, 1994  
21 Six Times. Most Recent:  
vs. Cleveland, Dec. 8, 2013  
20 12 times. Most recent:  
at Houston, Dec. 1, 2013

### FEWEST PASSING FIRST DOWNS

#### Season—

63 1982 (nine games)  
87 1969  
94 1971, 1968  
95 1976  
98 1970

#### Game—

0 at Miami, Dec. 8, 1968  
at T.B., Dec. 12, 1976  
1 vs. N.O., Dec. 4, 1983  
vs. Miami, Dec. 12, 1982

### MOST PENALTY FIRST DOWNS

#### Season—

38 2013  
37 2012, 2009  
35 1986  
34 2013, 1989  
31 2004, 2000  
30 2011, 1996, 1993  
29 2005, 1998, 1965

#### Game—

8 at Baltimore, Sept. 23, 2012  
7 at Houston, Sept. 19, 1965  
6 vs. Kansas City, Oct. 11, 1998  
5 15 times. Most Recent:  
at Carolina, Dec. 17, 2013

### FEWEST PENALTY FIRST DOWNS

#### Season—

9 1982 (nine games)  
11 1971, 1991  
14 1977, 1992  
15 1969, 1976, 1985

#### Game—

0 Many times. Most recent:  
vs. Indianapolis, Nov. 18, 2012

### MOST OFFENSIVE PLAYS

#### Game

94 Dec. 17, 1989 at Pittsburgh  
92 Dec. 16, 2012 vs. San Francisco  
92 Nov. 23, 2003 at Houston  
89 Oct. 7, 2012 vs. Denver  
89 Sept. 8, 2013 at Buffalo

## TOTAL NET YARDS

### MOST TOTAL NET YARDS

#### Season—

6,848 2011  
6,846 2012  
6,580 2007  
6,357 2009  
6,152 2013  
5,965 1978  
5,847 2008  
5,820 2010  
5,776 1994

#### Game—

622 at Miami, Sept. 12, 2011  
619 vs. Tennessee, Oct. 18, 2009

#### Game (Cont.)—

610 vs. Pittsburgh, Nov. 3, 2013  
597 vs. N.Y. Jets, Sept. 9, 1979  
580 at Buffalo, Sept. 30, 2012  
531 vs. Houston, Dec. 18, 1965  
530 at Miami, Nov. 23, 2008  
529 vs. N.Y. Jets, Oct. 29, 1978  
520 vs. San Francisco, Dec. 16, 2012

### FEWEST TOTAL NET YARDS

#### Season—

2,626 1970  
2,633 1982 (9 games)

#### Season (Cont.)—

3,127 1968  
3,419 1969  
3,556 1971

#### Game—

57 vs. N.Y. Jets, Sept. 19, 1982  
82 vs. K.C., Sept. 21, 1969  
83 vs. Oakland, Oct. 22, 1967  
80 at N.Y. Jets, Nov. 22, 1970  
92 at Denver, Nov. 11, 1979

## RUSHING

### MOST RUSHING ATTEMPTS

#### Season—

671 1978  
603 1977, 1989  
591 1976  
588 1980, 1988  
565 1985

#### Game—

62 vs. Den., Nov. 28, 1976 (332 yds)  
60 at Seattle, Dec. 19, 1982 (249)  
58 vs. Ind., Dec. 26, 1993 (257)

#### Game (Cont.)—

Four times. Most recent:  
55 vs. Seattle, Dec. 4, 1988 (171)  
54 Four Times. Most Recent:  
vs. Denver, Oct. 7, 2012

### FEWEST RUSHING ATTEMPTS

#### Season—

324 1982 (9 games)  
334 1970  
363 1960  
367 1969

#### Season (Cont.)—

373 1965  
381 1964  
383 1990  
386 1972

#### Game—

6 at Pittsburgh, Oct. 31, 2004  
(5 yards)  
9 vs. Pittsburgh, Dec. 9, 2007 (22)  
vs. Denver, Nov. 17, 1996 (17)  
10 vs. N.Y. Jets, Oct. 12, 1986 (17)  
\*NFL Record



# PATRIOTS TEAM RECORDS

## RUSHING (Cont.)

### MOST RUSHING YARDS

#### Season—

3,165 1978\*  
2,948 1976  
2,605 1983  
2,331 1985  
2,303 1977

#### Game—

332 vs. Denver, Nov. 28, 1976  
330 vs. N.Y. Jets, Oct. 18, 1976  
328 vs. N.Y. Jets, Sept. 18, 1983  
296 vs. Oakland, Oct. 3, 1976  
281 vs. Oakland, Oct. 30, 1966  
vs. Cin., Dec. 22, 1985

\*NFL Record

### FEWEST RUSHING YARDS

#### Season—

1,040 1970  
1,117 1965  
1,332 1994  
1,347 1982  
1,361 1964

#### Game—

2 at N.O., Nov. 30, 1986 (18 att)  
5 at Pittsburgh, Oct. 31, 2004 (6)  
8 vs. Houston, Nov. 25, 1960 (14)  
17 vs. Denver, Nov. 17, 1996 (9)  
vs. N.Y. Jets, Oct. 12, 1986 (10)  
vs. Wash., Sept. 23, 1984 (11)  
at L.A. Chargers, Oct. 28, 1960 (24)

### MOST RUSHING TOUCHDOWNS

#### Season—

30 1978  
25 2012  
24 1976  
23 1981  
21 2008, 1974  
20 2006

#### Game—

4 Seven Times. Most Recent:  
at Buffalo, Sept. 30, 2012

### FEWEST RUSHING TOUCHDOWNS

#### Season—

3 1982 (9 games)  
4 1990  
6 1997, 1992  
7 1971  
8 1968, 1965

## PASSING

### MOST PASS ATTEMPTS

#### Season—

699 1994  
686 1995  
641 2012  
628 2013, 1996  
612 2011  
610 1989

#### Game—

70 vs. Minn., Nov. 13, 1994\*\*  
65 vs. San Fran., Dec. 16, 2012  
60 at Pitt., Dec. 16, 1995  
59 vs. Denver, Oct. 8, 1995  
vs. N.O., Nov. 12, 1989  
58 at Seattle, Oct. 14, 2012  
56 at Pitt., Dec. 17, 1989

### FEWEST PASS ATTEMPTS

#### Season—

187 1982 (9 games)  
305 1977  
309 1976  
330 1971  
338 1969

#### Game—

5 vs. Miami, Dec. 12, 1982 (2 cmp.)  
8 at Buffalo, Dec. 28, 2008 (6)  
9 vs. Miami, Nov. 9, 1969 (2)  
Three times. Most recent:  
vs. Seattle, Dec. 4, 1988 (5)  
11 Four Times. Most Recent:  
vs. Indianapolis, Dec. 26, 1993 (9)  
12 vs. Buffalo, Oct. 20, 1968 (4)

### MOST COMPLETIONS

#### Season—

405 1994  
403 2007  
402 2012, 2011  
390 2009  
380 2013  
374 2002, 1996  
352 2005

#### Game—

45 vs. Minn., Nov. 13, 1994  
39 vs. Buffalo, Sept. 14, 2009  
vs. K.C., Sept. 22, 2002  
at Pitt., Dec. 16, 1995  
38 vs. Tennessee, Oct. 18, 2009  
36 5 Times. Most Recent:  
vs. San Fran., Dec. 16, 2012

### FEWEST COMPLETIONS

#### Season—

93 1982 (9 games)  
146 1976  
159 1971  
160 1977, 1968  
162 1969

#### Game—

2 vs. Miami, Nov. 9, 1969 (9 att.)  
vs. Miami, Dec. 12, 1982 (5)  
3 vs. N.O., Dec. 4, 1983 (10)  
at Cleveland, Nov. 21, 1982 (11)  
4 Four times. Most recent:  
vs. Buffalo, Oct. 11, 1987 (13)  
5 Seven times. Most Recent:  
vs. Seattle, Dec. 4, 1988 (10)

### MOST NET PASSING YARDS

#### Season—

5,084 2011  
4,731 2007  
4,662 2012  
4,444 1994  
4,436 2009  
4,120 2005

#### Game—

516 at Miami on Sept. 12, 2011  
426 vs. Tenn., Oct. 18, 2009  
426 vs. Minn., Nov. 13, 1994  
425 vs. San Francisco, Dec. 16, 2012  
418 at Miami, Sept. 4, 1994  
414 vs. Miami, Nov. 23, 1998  
413 vs. Pittsburgh, Nov. 3, 2013  
410 vs. San Diego, Sept. 18, 2011  
409 vs. Miami, Nov. 3, 1996  
408 at Miami, Nov. 23, 2008

### FEWEST NET PASSING YARDS

#### Season—

1,347 1982 (9 games)  
1,586 1970  
1,746 1976  
1,765 1968  
1,887 1971

#### Game—

-4 vs. N.Y. Jets, Sept. 19, 1982  
13 vs. Miami, Dec. 12, 1982  
15 at Atlanta, Nov. 29, 1992  
16 vs. N.O., Dec. 4, 1983  
at Miami, Dec. 8, 1968

### MOST TOUCHDOWN PASSES

#### Season—

50 2007  
39 2011  
37 2010  
34 2012  
31 1997, 1964  
30 1979  
29 2004, 1986, 1961  
28 2009, 2005, 2002

#### Game—

6 vs. Tennessee, Oct. 18, 2009  
at Miami, Oct. 21, 2007  
vs. N.Y. Jets, Sept. 9, 1979  
5 Many times. Most recent:  
at Buffalo, Nov. 18, 2007

### FEWEST TOUCHDOWN PASSES

#### Season—

7 1970  
10 1972  
11 1991  
12 1988, 1982  
13 1992, 1973

### MOST HAD INTERCEPTED

#### Season—

34 1981  
33 1968  
32 1967  
29 1965, 1963  
28 1988, 1975, 1972, 1970

#### Game—

6 at Denver, Sept. 3, 1967  
vs. Buffalo, Dec. 9, 1967  
at K.C., Oct. 11, 1970  
at S.F., Nov. 30, 1980

### FEWEST HAD INTERCEPTED

#### Season—

5 2010\*\*  
9 2012, 2007, 1982 (9 gms)  
11 2013, 2008  
12 2011, 2006  
13 2009, 2003, 1986, 1962  
14 2004, 2002, 1984

\*\*Tied NFL Record

\*\*Tied NFL Record

# PATRIOTS TEAM RECORDS

## PASSING (Cont.)

### MOST SACKS ALLOWED

#### Season—

66	1984 (454 yards)
65	1992 (458 yards)
63	1991 (436 yards)
58	1990 (443 yards)
56	1999 (349 yards)

#### Game—

10	at Dallas, Nov. 22, 1984 (57 yds)
----	--------------------------------------

### FEWEST SACKS ALLOWED

#### Season—

14	1977 (155 yards)
15	1982 (9 games-134 yds)

#### Season (Cont.)—

18	2009 (104)
19	1976 (164 yds)
21	2007 (128 yds), 1974 (174)
22	1994 (139 yds)
23	1993 (127 yds), 1988 (160), 1962 (164 yds)

## PUNTING

### MOST PUNTS

#### Season—

103	1992
96	1968
92	1990, 1986, 1985, 1984
91	1988
90	2000, 1999

#### Game—

11	Six times, Most recent: vs. N.Y. Jets, Sept. 12, 2013
10	10 Times, Most Recent: at Phila., Sept. 14, 2003

### FEWEST PUNTS

#### Season—

45	2007
49	1982 (9 games)
50	2008
56	2004
57	2011, 2009
58	2010
61	2012, 1978, 1973

#### Game—

0	3 times, Most recent: vs. Houston, Nov. 12, 1978
1	24 times, Most Recent: at Carolina, Nov. 18, 2013

### MOST PUNTING YARDS

#### Season—

4,227	1992
3,953	1985
3,904	1984
3,831	1968
3,798	2000

#### Game—

514	vs. N.Y. Jets, Sept. 12, 2013 at Chicago, Sept. 15, 1985
479	at Dallas, Nov. 22, 1984
436	at Oakland, Oct. 6, 1968
429	at Oakland, Nov. 1, 1981

### FEWEST PUNTING YARDS

#### Season—

1,821	2007
2,137	1978
2,140	1982 (9 games)
2,200	2008
2,221	2009
2,297	1973

#### Game—

0	3 times, Most recent: vs. Hou., Nov. 12, 1978
---	--

### HIGHEST PUNTING AVERAGE

#### Season—

46.5	2011
45.8	2013
45.2	1997
44.6	2005, 1983
44.5	1998
44.0	2008

#### Game (4 Punts Min.)—

55.6	at Indianapolis, Sept. 7, 1997 (5)
54.3	at Detroit, Sept. 25, 1994 (4)
52.5	vs. New Orleans, Oct. 13, 2013 (4)
52.5	vs. Miami, Oct. 27, 2012 (4)
52.3	vs. Miami, Dec. 24, 2011 (6)
51.9	at Denver, Oct. 6, 1997 (7)
51.6	at Denver, Oct. 16, 2005 (7)
51.3	vs. N.Y. Jets, Oct. 9, 2011 (4)
	vs. S.D., Aug. 31, 1995 (4)
51.2	vs. Ind., Nov. 30, 1997 (5) at Buff., Nov. 3, 1991 (5)

### LOWEST PUNTING AVERAGE

#### Season—

34.6	1977
35.0	1978
35.8	1960
36.2	1979, 1974
36.5	1966

## PUNT RETURNS

### MOST PUNT RETURNS

#### Season—

60	1980
52	1996
51	1993
50	2003
48	1999, 1984, 1976
47	1978

#### Game—

10	at Pittsburgh, Dec. 5, 1993
7	at Green Bay, Nov. 19, 2006 vs. N.Y. Jets, Dec. 10, 1995 vs. Green Bay, Oct. 2, 1994 at Dallas, Nov. 22, 1984 vs. Miami, Oct. 12, 1980 vs. Houston, Nov. 5, 1967
6	21 Times, Most Recent: vs. N.Y. Jets, Sept. 12, 2013

### FEWEST PUNT RETURNS

#### Season—

16	1982
17	1972
23	1969
24	1966
25	1987

### MOST PUNT RETURN YARDS

#### Season—

628	1976
588	1996
562	2000
533	1974
530	1985

#### Game—

167	vs. Buffalo, Nov. 7, 1976
139	at Buffalo, Nov. 20, 1977

### FEWEST PUNT RETURN YARDS

#### Season—

37	1972
134	1990
138	1962
139	1982
143	1966

### HIGHEST PUNT RETURN AVG.

#### Season—

13.4	2010
13.3	2001, 1974
13.1	1976
13.0	1961
12.6	1985
12.0	2012, 1998

### LOWEST PUNT RETURN AVG.

#### Season—

2.2	1972
4.6	1990
5.3	1968, 1962
5.6	1965
5.8	2004, 1971

### MOST PUNT RETURN TOUCHDOWNS

#### Season—

2	2001, 1985, 1976
---	------------------

#### Game—

1	vs. Indianapolis, Nov. 18, 2012 vs. Kansas City, Nov. 21, 2011 vs. Miami, Jan. 2, 2011 at Carolina, Jan. 6, 2002 vs. Cleveland, Dec. 9, 2001 vs. Tampa Bay, Sept. 3, 2000 at N.Y. Giants, Dec. 21, 1996 vs. Atlanta, Nov. 2, 1986 vs. Ind., Nov. 10, 1985 at Buffalo, Sept. 22, 1985 vs. N.Y. Jets, Nov. 2, 1980 vs. Balt., Nov. 18, 1979 vs. Denver, Nov. 28, 1976 vs. Buffalo, Nov. 7, 1976
---	--

# PATRIOTS TEAM RECORDS

## KICKOFF RETURNS

### MOST KICKOFF RETURNS

#### Season—

77 1990  
75 2002, 1995  
73 1967  
71 1968  
70 2005

#### Game—

10 vs. Buffalo, Dec. 9, 1967  
9 at Dallas, Oct. 24, 1971  
vs. N.Y. Jets, Sept. 22, 1968  
vs. Oakland, Oct. 16, 1964

### FEWEST KICKOFF RETURNS

#### Season—

28 1982 (9 games)  
38 2012  
39 2013, 1977  
46 1976  
46 2011  
47 1993  
48 1987

#### Game—

0 11 Times. Most Recent:  
vs. Denver, Nov. 24, 2013

### MOST KICKOFF RETURN YARDS

#### Season—

1,771 2002  
1,691 1995  
1,562 2008  
1,553 2006  
1,520 1975

#### Game—

248 vs. Miami, Sept. 21, 2008  
245 at Dallas, Oct. 24, 1971  
230 at Balt., Dec. 21, 1975  
229 at Indianapolis, Nov. 30, 2003  
226 at Houston, Dec. 18, 1960  
222 vs. N.Y. Jets, Oct. 21, 2012  
220 vs. Tennessee, Oct. 5, 2003  
vs. N.Y. Jets, Dec. 22, 2002

### FEWEST KICKOFF RETURN YARDS

#### Season—

646 1982 (9 games)  
807 2012  
819 1993  
901 1987 (15 games)  
935 2013  
986 2011  
1,051 1977

#### Game—

0 10 Times. Most Recent:  
vs. Denver, Nov. 24, 2013

### HIGHEST KICKOFF RETURN AVG.

#### Season—

26.9 1977  
26.8 2006  
25.2 2008, 2007, 1997  
24.2 1999

### LOWEST KICKOFF RETURN AVG.

#### Season—

17.4 1993  
17.8 1994  
18.1 1990  
18.3 1981

### MOST KICKOFF RETURN TOUCHDOWNS

#### Season—

3 1977  
2 2010, 2007, 2002, 1961

#### Game—

1 25 times. Most recent:  
vs. N.Y. Jets, Oct. 21, 2012

## PENALTIES

### MOST PENALTIES

#### Season—

114 1985  
112 1977  
111 2003, 1992  
110 2005  
108 2002, 1998

#### Game—

15 vs. Indianapolis, Sept. 19, 1999  
14 Five times, most recently  
at Denver, Nov. 3, 2003

### FEWEST PENALTIES

#### Season—

50 1973  
51 1964  
52 1982 (9 games), 1962  
57 2008  
58 1965

#### Game—

0 at Houston, Dec. 1, 2013

#### Game (Cont.)—

at Cincinnati, Oct. 6, 2013  
at New Orleans, Nov. 30, 2009  
vs. St. Louis, Oct. 26, 2008  
at Kansas City, Nov. 17, 1968  
1 26 times. Most recent:  
at Miami, Dec. 15, 2013

### MOST PENALTY YARDS

#### Season—

1,051 1992  
998 2003  
940 2006  
931 1977  
921 2005

#### Game—

146 at Indianapolis, Nov. 4, 2007  
139 vs. Buffalo, Nov. 6, 1983  
135 at Indianapolis, Sept. 19, 1999  
133 at Cin., Dec. 20, 1992  
129 at Tennessee, Dec. 31, 2006

### FEWEST PENALTY YARDS

#### Season—

412 1982 (9 games)  
447 1964  
456 1962  
468 1993  
501 2008  
506 1987

#### Game—

0 at Houston, Dec. 1, 2013  
at Cincinnati, Oct. 6, 2013  
at New Orleans, Nov. 30, 2009  
vs. St. Louis, Oct. 26, 2008  
at Kansas City, Nov. 17, 1968  
vs. N.Y. Jets, Nov. 19, 1967  
2 at Miami, Dec. 15, 2013  
5 13 Times. Most Recent:  
vs. Buffalo, Sept. 10, 2006

## FUMBLES

### MOST FUMBLES

#### Season—

51 1973  
47 1983  
43 1975, 1992  
37 1985, 1967  
36 1962

#### Game—

8 vs. Baltimore, Oct. 7, 1973  
6 1 times. Most Recent:  
vs. Denver, Nov. 24, 2013

### FEWEST FUMBLES

#### Season—

9 2010  
13 2011  
14 2012, 2007  
15 1969  
16 1982 (9 games)  
17 2009, 2008, 1997  
18 1970

#### Game—

0 Many times. Most recent:  
at Baltimore, Dec. 22, 2013

### Season (Cont.)—

39 1976  
37 1985, 1975

#### Game—

8 at Pitt., Sept. 26, 1976  
7 at LA Rams, Dec. 11, 1983

### FEWEST TOTAL RECOVERED

#### Season—

8 1982 (9 games)  
12 2013, 2000  
15 2009, 2005, 1999, 1988  
16 2007

### MOST RETURNED FOR A TD

#### Season—

4 2012  
3 2007, 2004, 1985, 1961  
2 1973, 1986, 1999, 1995,  
1996, 1992, 1980

#### Game—

2 at N.Y. Jets, Nov. 22, 2012  
2 at San Diego, Dec. 1, 1996  
2 vs. Baltimore, Nov. 23, 1980

### MOST OWN RECOVERED

#### Season—

27 1983  
26 1973

#### Game—

5 at Buffalo, Dec. 17, 2000  
at Wash., Oct. 25, 1981  
vs. Baltimore, Oct. 7, 1973

### FEWEST OWN RECOVERED

#### Season—

4 2010  
5 1970, 1969  
7 2008, 2012  
8 2011, 2009, 2007, 1982 (9 games), 1971, 1968

### MOST OPPONENTS RECOVERED

#### Season—

27 1976  
24 1985  
23 1979  
21 2012, 1987, 1978

#### Game—

6 at LA Rams, Dec. 11, 1983  
at Pitt., Sept. 26, 1976  
5 at N.O., Nov. 30, 1986  
vs. Denver, Nov. 6, 1966

### FEWEST OPPONENTS RECOVERED

#### Season—

7 1998  
8 2008, 2005, 1984  
9 1993, 1965  
10 2009, 2007, 1980, 1977, 1962

# PATRIOTS TEAM RECORDS

## DEFENSE – NET YARDS ALLOWED

### **MOST NET YARDS ALLOWED**

**Season—**  
6,577 2011  
5,972 2012  
5,969 1983  
5,864 2010  
5,827 1981  
5,764 1995  
5,697 1990  
5,644 1989  
5,576 2013

### **Game—**

584 vs. Cin., Dec. 7, 1986  
552 vs. Miami, Oct. 21, 1984  
540 vs. Houston, Oct. 13, 1961  
528 at N.Y. Jets, Dec. 17, 1966  
525 at Miami, Sept. 4, 1994  
514 at Phila., Nov. 4, 1990

### **FEWEST NET YARDS ALLOWED**

**Season—**  
2,808 1982 (9 games)  
3,638 1977

### **Season (Cont.)—**

3,834 1963  
4,022 1976  
4,067 1974

### **Game—**

65 vs. Seattle, Dec. 4, 1988  
86 vs. Balt., Oct. 23, 1977  
88 vs. Miami, Oct. 12, 1980  
94 vs. Ind., Nov. 6, 1992

## SCORING ALLOWED

### **MOST POINTS ALLOWED**

**Season—**  
446 1972, 1990  
406 1968  
391 1989  
389 1967  
377 1995

### **Game—**

52 at Miami, Nov. 12, 1972  
48 at Phila., Nov. 4, 1990

### **Game (Cont.)—**

48 at N.Y. Jets, Oct. 27, 1968  
vs. Oakland, Oct. 22, 1967  
45 at N.Y. Jets, Sept. 26, 1993

### **FEWEST POINTS ALLOWED**

**Season (Points)—**  
157 1982 (9 games)  
217 1977  
236 1976  
237 2006  
238 2003

### **Season (Average)—**

14.8 2006  
14.9 2003  
15.5 1977  
16.3 2004  
16.9 1976

### **Game—**

0 25 times, Most recent:  
vs. Mia, Dec. 30, 2012 (28-0)

## RUSHING ALLOWED

### **MOST RUSHES AGAINST**

**Season—**  
644 1981  
565 1990  
560 1973  
555 1975

### **Game—**

58 vs. N.Y. Jets, Oct. 14, 1973  
54 vs. Clev., Oct. 4, 1987  
vs. St. Louis, Dec. 2, 1984  
vs. Wash., Sept. 23, 1984  
vs. N.Y. Jets, Oct. 15, 1972

### **FEWEST RUSHES AGAINST**

**Season—**  
310 1963  
315 1982 (9 games)  
350 1961  
356 1964

### **Game—**

9 at N.Y. Jets, Sept. 15, 2002  
10 at N.Y. Jets, Dec. 26, 2005  
at Oakland, Dec. 9, 1961

### **Game (Cont.)—**

10 at Oakland, Sept. 22, 1963  
11 vs. Jacksonville, Sept. 22, 1996  
vs. Kansas City, Oct. 11, 1998

### **MOST RUSHING YARDS ALLOWED**

**Season—**  
2,950 1981  
2,850 1973  
2,717 1972  
2,676 1990

### **Game—**

360 vs. Buffalo, Sept. 16, 1973  
349 vs. Buffalo, Dec. 14, 1975

### **FEWEST RUSHING YARDS ALLOWED**

**Season—**  
1,041 1961  
1,108 1963  
1,135 1966  
1,143 1964

### **Game—**

2 at S.D., Dec. 17, 1961  
14 vs. K.C., Oct. 11, 1998

### **Game (Cont.)—**

14 at Buffalo, Dec. 11, 2005  
19 vs. Houston, Nov. 1, 1963  
20 at Tennessee, Sept. 9, 2012  
20 vs. Seattle, Dec. 4, 1988

### **MOST RUSHING TOUCHDOWNS ALLOWED**

#### **Season—**

29 1990  
27 1972  
22 1979, 1968  
21 1960

#### **Game—**

6 at N.Y. Jets, Oct. 27, 1968  
5 at N.Y. Jets, Sept. 23, 1993  
at G.B. (Mil.), Oct. 9, 1988

### **FEWEST RUSHING TOUCHDOWNS ALLOWED**

#### **Season—**

5 1991  
6 2009, 1999  
7 2007, 2001, 1966  
8 2008, 1998, 1977

## PASSING ALLOWED

### **MOST ATTEMPTS AGAINST**

**Season—**  
619 2011, 1997  
618 2003  
611 2010  
596 1996  
594 2012

### **Game—**

63 vs. Minn., Oct. 20, 1991  
61 vs. Minn., Dec. 16, 1979  
60 vs. Miami, Nov. 23, 1997  
59 vs. N.Y. Giants, Oct. 12, 2003

### **FEWEST ATTEMPTS AGAINST**

**Season—**  
240 1973  
267 1982 (9 games)  
326 1972  
334 1970

### **Game—**

7 at Buffalo, Dec. 9, 1973  
7 vs. N.Y. Jets, Oct. 14, 1973

### **Game (Cont.)—**

9 vs. N.Y. Jets, Oct. 15, 1972

### **MOST COMPLETIONS ALLOWED**

#### **Season—**

388 2010  
386 2011  
369 2012  
368 1997  
342 1995  
336 1998  
335 1991

#### **Game—**

38 vs. Indy, Nov. 21, 2010  
38 vs. Miami, Nov. 23, 1997  
36 at Pittsburgh, Oct. 30, 2011  
at Indy, Oct. 20, 1996  
35 at Denver, Oct. 11, 2009  
vs. N.Y. Giants, Oct. 12, 2003  
vs. Minn., Dec. 16, 1979  
vs. Minn., Oct. 20, 1991

### **FEWEST COMPLETIONS ALLOWED**

#### **Season—**

134 1973  
142 1982 (9 games)  
170 1971  
175 1972

#### **Game—**

1 vs. N.Y. Jets, Oct. 14, 1973  
2 vs. Tennessee, Oct. 18, 2009  
at Buffalo, Dec. 9, 1973

### **MOST NET PASSING YARDS ALLOWED**

#### **Season—**

4,703 2011  
4,342 2012  
4,136 2010  
3,886 1995  
3,852 1991  
3,824 2013

# PATRIOTS TEAM RECORDS

## PASSING ALLOWED (Cont.)

### **MOST NET PASSING YARDS ALLOWED**

**Game—**  
456 at Miami, Sept. 4, 1994

### **FEWEST NET PASSING YARDS ALLOWED**

**Season—**  
1,338 1973  
1,519 1982 (9 games)  
2,033 1977  
2,154 1971  
**Game—**  
-7 vs. Tennessee, Oct. 18, 2009  
0 vs. N.Y. Jets, Oct. 14, 1973  
8 vs. N.Y. Jets, Oct. 10, 1971

### **MOST TD PASSES ALLOWED**

**Season—**  
29 1995  
28 1980, 1967  
27 2012, 2008, 1989, 1961  
**Game—**  
5 at New Orleans, Nov. 30, 2009  
at Miami, Sept. 4, 1994  
vs. Oakland, Oct. 22, 1967  
vs. K.C., Sept. 25, 1966

### **FEWEST TD PASSES ALLOWED**

**Season—**  
9 1982 (9 games)  
10 2006  
11 2003, 1973  
13 1988, 1979  
14 1997, 1985

### **MOST SACKS RECORDED (Sacks by Patriots defense)**

**Season—**  
58 1977 (471 yards)  
57 1979 (512 yards)  
56 1963 (526 yards)  
55 1984 (452 yards)  
**Game—**  
11 at Oak. Sept. 22, 1963 (100 yds)  
9 Five times, most recently at Atlanta, Nov. 4, 2001 (47 yds)

### **FEWEST SACKS RECORDED**

**Season—**  
15 1972 (101 yards)  
20 1982 (9 games-172 yds)  
1981 (175 yards)  
1992 (114 yards)

## FIRST DOWNS ALLOWED

### **MOST TOTAL ALLOWED**

**Season—**  
370 2011  
348 2010  
340 2012  
338 2013  
328 1981  
326 2000, 1983  
322 1997  
**Game—**  
35 vs. Buffalo, Nov. 11, 2012  
33 vs. Miami, Nov. 23, 1997  
vs. Miami, Oct. 21, 1984  
30 at Pitt., Sept. 25, 1983  
vs. N.Y. Jets, Sept. 19, 1982  
vs. Minn., Dec. 16, 1979

### **FEWEST TOTAL ALLOWED**

**Season—**  
185 1982 (9 games)  
215 1977, 1973  
219 1967  
220 1962  
**Game—**  
2 vs. Seattle, Dec. 4, 1988  
5 at Green Bay, Nov. 19, 2006  
vs. Indianapolis, Nov. 11, 1990  
at Chicago, Oct. 14, 1979

### **MOST RUSHING**

**Season—**  
160 1981  
151 1990  
143 1972  
142 1969, 1973  
**Game—**  
20 vs. N.Y. Jets, Sept. 19, 1982  
vs. Buffalo, Dec. 14, 1975  
19 vs. N.Y. Jets, Oct. 15, 1972

### **FEWEST RUSHING**

**Season—**  
59 1963  
61 1967  
63 1964  
67 2006  
**Game—**  
0 Six Times. Most Recent: vs. N.Y. Jets, Sept. 17, 2006

### **MOST PASSING**

**Season—**  
245 2011  
226 2010  
208 2013, 1998  
207 2012  
199 1991  
193 2009  
184 2000

### **Game—**

23 at Pittsburgh, Oct. 30, 2011  
22 at Pittsburgh, Nov. 14, 2010  
vs. Indianapolis, Nov. 21, 2010  
21 Seven Times. Most Recent: vs. Denver, Dec. 22, 2013  
20 Five Times. Most Recent: at Atlanta, Sept. 29, 2013  
19 Five Times. Most Recent: at Miami, Sept. 12, 2011

### **FEWEST PASSING**

**Season—**  
67 1973  
88 1982 (9 games)  
105 1970  
111 1971, 1977  
**Game—**  
1 vs. Tennessee, Oct. 18, 2009  
vs. N.Y. Jets, Oct. 14, 1973  
2 Nine Times. Most recent: vs. Seattle, Dec. 4, 1988



# PATRIOTS TEAM RECORDS

## INTERCEPTIONS BY PATRIOTS

### MOST INTERCEPTIONS

#### Season—

- 31 1964
- 29 2003, 1963
- 25 1962, 1960, 2010
- 24 1998, 1980, 1974

#### Game—

- 7 at N.Y. Jets, Nov. 21, 1976
- 6 vs. N.Y. Jets, Sept. 27, 1964
- vs. Houston, Nov. 1, 1963

### FEWEST INTERCEPTIONS

#### Season—

- 8 1970
- 10 2005, 2000, 1972
- 12 1991, 1982
- 13 1993, 1975, 1973

### MOST INT RETURN YARDS

#### Season—

- 645 1963
- 505 1976
- 427 1985, 1964
- 422 2001

#### Game—

- 204 vs. Houston, Nov. 1, 1963
- 166 vs. Indianapolis, Nov. 18, 2012
- 160 vs. Miami, Nov. 23, 1997
- 145 at N.Y. Jets, Nov. 21, 1976

### FEWEST INT RETURN YARDS

#### Season—

- 85 2005
- 93 1991
- 104 2008
- 105 1973

### MOST INT RETURN TOUCHDOWNS

#### Season—

- 5 2003, 2001
- 4 1997, 2010
- 3 2009, 2007, 2002, 1998, 1992, 1976, 1963, 1962

#### Game—

- 2 Nine times. Most Recent: vs. Indianapolis, Nov. 18, 2012

### FEWEST INT RETURN TOUCHDOWNS

#### Season—

- 0 17 times. Most Recent: 2008

## TAKEAWAYS BY PATRIOTS

### MOST TAKEAWAYS

#### Season—

- 50 1976  
(23 int, 27 fumbles)
- 48 1964  
(31 int, 17 fumbles)
- 47 1985  
(23 int, 24 fumbles)
- 45 1960  
(25 int, 20 fumbles)
- 43 1978  
(22 int, 21 fumbles)
- 1979  
(20 int, 23 fumbles)
- 42 1961  
(22 int, 20 fumbles)
- 1963  
(29 int, 13 fumbles)
- 1987  
(21 int, 21 fumbles)

#### Game—

- 10 at N.Y. Jets, Nov. 21, 1976  
(7 int, 3 fumbles)
- 8 vs. Houston, Nov. 1, 1963  
(6 int, 2 fumbles)
- 8 vs. Buffalo, Nov. 7, 1976  
(4 int, 4 fumbles)
- 7 at Buffalo on Dec. 26, 2010  
(3 int, 4 fumbles)
- 7 at LA Rams, Dec. 11, 1983  
(1 int, 6 fumbles)
- 7 vs. Denver, Nov. 6, 1966  
(2 int, 5 fumbles)
- 7 vs. N.Y. Jets, Sept. 27, 1964  
(6 int, 1 fumbles)

### HIGHEST TURNOVER DIFFERENTIAL

#### Season—

- +28 2010  
(38 forced turnovers, 10 turnovers)
- +25 2012  
(41 forced turnovers, 16 turnovers)
- +17 2011  
(34 forced turnovers, 17 turnovers)
- +17 2003  
(41 forced turnovers, 24 turnovers)

## MISCELLANEOUS SCORING

### DEFENSIVE TOUCHDOWNS

#### Season—

- 6 2007  
(3 int returns, 3 fumble returns)
- 5 2012  
(2 int returns, 3 fumble returns)
- 5 2003  
(5 int returns)
- 5 2001  
(5 int returns)
- 5 1992  
(3 int returns, 2 fumble returns)
- 5 1961  
(2 int returns, 3 fumble returns)

### NON OFFENSIVE TOUCHDOWNS

#### Season—

- 9 2010  
(4 int returns, 2 KO returns,  
1 punt return, 1 blocked fg  
return, 1 fumble return)
- 1961  
(2 int returns, 2 KO returns,  
2 blocked punt returns, 3  
fumble returns)

# PATRIOTS NFL RECORDS

## CONSECUTIVE RECORDS

### CONSECUTIVE VICTORIES (INCLUDING PLAYOFFS)

21 Oct. 5, 2003 to Oct. 24, 2004

### CONSECUTIVE REGULAR SEASON VICTORIES

21 Dec. 17, 2006 to Sept. 14, 2008

### CONSECUTIVE OVERTIME VICTORIES

8 Dec. 17, 2000 to Nov. 23, 2003

### CONSECUTIVE PLAYOFF VICTORIES

10 Jan. 19, 2002 to Jan. 7, 2006

### CONSECUTIVE ATTEMPTS NONE INTERCEPTED

358 Tom Brady (10/17/10-9/12/11)

### CONSECUTIVE ATT. WITHOUT INT. TO START CAREER

162 Tom Brady (11/23/00 to 10/28/01)

\*\*Tied NFL Record

## VICTORIES

### MOST VICTORIES

Season —

16 2007

## PASSING

### MOST PASS ATTEMPTS

Game —

70 Drew Bledsoe vs. Minnesota, Nov. 13, 1994

### MOST ATTEMPTS, NO INTERCEPTIONS

Game —

70 Drew Bledsoe vs. Minnesota, Nov. 13, 1994

### MOST PASS COMPLETIONS

Game —

45 Drew Bledsoe vs. Minnesota, Nov. 13, 1994

### LONGEST PASS COMPLETION

99t Tom Brady at Miami, Sept. 12, 2011 (to Wes Welker)\*\*

### MOST TOUCHDOWN PASSES

Quarter —

5 Tom Brady vs. Tennessee, Oct. 18, 2009 (2nd Qtr)

### FEWEST PASSES INTERCEPTED

Season —

5 2010\*\*

\*\*Tied NFL Record

## RUSHING

### MOST RUSHING FIRST DOWNS

Season —

181 1978

### MOST RUSHING YARDS

Season —

3,165 1978

## RECEIVING

### MOST RECEIVING YARDS

Longest Reception —

99t Wes Welker at Miami, Sept. 12, 2011\*\*

### MOST TOUCHDOWN RECEPTIONS

Season —

23 Randy Moss, 2007

Quarter —

3 Randy Moss, 2007

### MOST TOUCHDOWN RECEPTIONS BY A TIGHT END

Season —

17 Rob Gronkowski, 2011

### MOST TOUCHDOWNS BY A TIGHT END

Season —

18 Rob Gronkowski, 2011

### MOST GAMES WITH TWO OR MORE TOUCHDOWN RECEPTIONS

Season —

8 Randy Moss, 2007

\*\*Tied NFL Record

## OFFENSE/DEFENSE/TEAM

### MOST OPPONENT FUMBLE RECOVERIES

Game —

3 Steve Nelson vs. Philadelphia, Oct. 8, 1978

### FEWEST TURNOVERS

Season —

10 2010\*\*

### MOST FIRST DOWNS

Season —

444 2012

### MOST OFFENSIVE PLAYS FROM SCRIMMAGE (TOP 3)

Season —

1,199 (1994)

1,191 (2012)

1,187 (1995)

\*\*Tied NFL Record

## SPECIAL TEAMS

### LONGEST KICKOFF RETURN

108 Ellis Hobbs at N.Y. Jets, Sept. 9, 2007 (TD)\*\*

### HIGHEST PUNT RETURN AVERAGE

12.3 Julian Edelman (107-1,317)

\*\*Tied NFL Record

# PLAYOFF HISTORY



# PATRIOTS PLAYOFF RESULTS

## ALL-TIME PLAYOFF RESULTS

The Patriots have played in 43 playoff games during their 54-year history, compiling an overall playoff record of 25-18. The Patriots won an NFL-record 10 consecutive playoff games from the 2001 season to the 2005 season. Since Robert Kraft purchased the Patriots in 1994, the team is 21-12 in the playoffs, and its 21 playoff victories are the most in the NFL over that span.

### ALL-TIME PLAYOFF RESULTS (25-18)

Date	Round	Opponent	W/L	Score
12/28/63	AFL Divisional	at Buffalo	W	26-8
01/05/64	AFL Championship	at San Diego	L	10-51
12/18/76	AFC Divisional	at Oakland	L	21-24
12/31/78	AFC Divisional	Houston	L	14-31
01/08/83	First Round Playoff	at Miami	L	13-28
12/28/85	AFC Wild Card	at N.Y. Jets	W	26-14
01/05/86	AFC Divisional	at L.A. Raiders	W	27-20
01/12/86	AFC Championship	at Miami	W	31-14
01/26/86	Super Bowl XX	* Chicago	L	10-46
01/04/87	AFC Divisional	at Denver	L	17-22
01/01/95	AFC Wild Card	at Cleveland	L	13-20
01/05/97	AFC Divisional	Pittsburgh	W	28-3
01/12/97	AFC Championship	Jacksonville	W	20-6
01/26/97	Super Bowl XXXI	* Green Bay	L	21-35
12/28/97	AFC Wild Card	Miami	W	17-3
01/03/98	AFC Divisional	at Pittsburgh	L	6-7
01/03/99	AFC Wild Card	at Jacksonville	L	10-25
01/19/02	AFC Divisional	Oakland	W	16-13
01/27/02	AFC Championship	at Pittsburgh	W	24-17
02/03/02	Super Bowl XXXVI	* St. Louis	W	20-17
01/10/04	AFC Divisional	Tennessee	W	17-14
01/18/04	AFC Championship	Indianapolis	W	24-14
02/01/04	Super Bowl XXXVIII	* Carolina	W	32-29
01/16/05	AFC Divisional	Indianapolis	W	20-3
01/23/05	AFC Championship	at Pittsburgh	W	41-27
02/06/05	Super Bowl XXXIX	* Philadelphia	W	24-21
01/07/06	AFC Wild Card	Jacksonville	W	28-3
01/14/06	AFC Divisional	at Denver	L	13-27
01/07/07	AFC Wild Card	N.Y. Jets	W	37-16
01/14/07	AFC Divisional	at San Diego	W	24-21
01/21/07	AFC Championship	at Indianapolis	L	34-38
01/12/08	AFC Divisional	Jacksonville	W	31-20
01/20/08	AFC Championship	San Diego	W	21-12
02/03/08	Super Bowl XLII	* N.Y. Giants	L	14-17
01/10/10	AFC Wild Card	Baltimore	L	14-33
01/16/11	AFC Divisional	N.Y. Jets	L	21-28
01/14/12	AFC Divisional	Denver	W	45-10
01/22/12	AFC Championship	Baltimore	W	23-20
02/05/12	Super Bowl XLVI	* N.Y. Giants	L	17-21
01/13/13	AFC Divisional	Houston	W	41-28
01/20/13	AFC Championship	Baltimore	L	13-28
01/11/14	AFC Divisional	Indianapolis	W	43-22
01/19/14	AFC Championship	at Denver	L	16-26

\*Neutral site Super Bowls

### PATRIOTS PLAYOFF SEASONS (21)

Year	How Qualified	Record
1963	Div. Champions	1-1
1976	Wild Card	0-1
1978	Div. Champions	0-1
1982*	16-Team Format	0-1
1985	Wild Card	3-1
1986	Div. Champions	0-1
1994	Wild Card	0-1
1996	Div. Champions	2-1
1997	Div. Champions	1-1
1998	Wild Card	0-1
2001	Div. Champions	3-0
2003	Div. Champions	3-0
2004	Div. Champions	3-0
2005	Div. Champions	1-1
2006	Div. Champions	2-1
2007	Div. Champions	0-1
2009	Div. Champions	2-1
2010	Div. Champions	0-1
2011	Div. Champions	2-1
2012	Div. Champions	1-1
2013	Div. Champions	1-1

### NFL PLAYOFF RECORDS

(Minimum 20 Postseason Games)

Team	W	L	Pct.
Baltimore Ravens	14	7	.667
Green Bay Packers	30	19	.612
Pittsburgh Steelers	33	21	.611
San Francisco 49ers	30	20	.600
<b>New England Patriots</b>	<b>25</b>	<b>18</b>	<b>.581</b>
Oakland/L.A. Raiders	25	18	.581
Dallas Cowboys	33	25	.569
Washington Redskins	23	18	.561

### MOST PLAYOFF WINS IN A DECADE


Team	Decade	Wins
<b>New England Patriots</b>	<b>2000s</b>	<b>14</b>
Dallas Cowboys	1970s	14
Pittsburgh Steelers	1970s	14
San Francisco 49ers	1980s	13
Dallas Cowboys	1990s	12
Washington Redskins	1980s	11
Buffalo Bills	1990s	10
Pittsburgh Steelers	2000s	10

The Patriots are 15-4 at home in the playoffs in their history. Eighteen of the franchise's 19 home playoff games have been played since Robert Kraft bought the team in 1994.

### NFL'S LONGEST HOME PLAYOFF WINNING STREAKS

Team	Win Streak	Seasons
Green Bay Packers	13	1939-2001
<b>New England Patriots</b>	<b>11</b>	<b>1996-2008</b>
Buffalo Bills	9	1988-1995
Washington Redskins	8	1942-1983

## PATRIOTS SUPER BOWL RINGS



Super Bowl XXXVI



Super Bowl XXXVIII



Super Bowl XXXIX



# INDIVIDUAL PLAYOFF RECORDS

## PLAYOFF SERVICE

### GAMES PLAYED

<b>Career—</b>	
26	Tom Brady (2001, 03, 04, 05, 06, 07, 09, 10, 11, 12, 13)
22	Tedy Bruschi (1996, 97, 98, 2001, 03, 04, 05, 06, 07)
20	Troy Brown (1994, 96, 97, 98, 2001, 03, 04, 05, 06)
20	Matt Light (2001, 03, 04, 06, 07, 09, 10, 11)
19	Kevin Faulk (2001, 03, 04, 05, 06, 07, 09, 11)
18	Willie McGinest (1994, 96, 97, 98, 2001, 03, 04, 05)
18	Vince Wilfork (2004, 05, 06, 07, 09, 10, 11, 12)
17	Larry Izzo (2001, 03, 04, 05, 06, 07)
17	Logan Mankins (2005, 06, 07, 09, 10, 11, 12, 13)
17	Adam Vinatieri (1996, 97, 98, 2001, 03, 04, 05)
17	Mike Vrabel (2001, 03, 04, 05, 06, 07)

## PLAYOFF SCORING

### POINTS

<b>Career—</b>	
117	Adam Vinatieri (26 FGs, 39 PAT kicks)
99	Stephen Gostkowski (19 FGs, 42 PAT kicks)
42	David Givens (7 rec. TD)
39	Tony Franklin (9 FGs, 12 PAT kicks)
30	Deion Branch (4 rec. TD, 1 rush TD)
30	Curtis Martin (5 rush TD)

<b>Game—</b>	
24	LeGarrette Blount vs. Indianapolis, Jan. 11, 2014 (4 rush TD)
18	Rob Gronkowski vs. Denver, Jan. 14, 2012 (3 rec. TD)
18	Curtis Martin vs. Pitt., Jan. 5, 1997 (3 rush TD)
18	Shane Vereen vs. Hou., Jan. 13, 2013 (2 rec. TD, 1 rush TD)
16	Adam Vinatieri vs. Indianapolis, Jan. 18, 2004 (5 FG, 1 PAT)
14	Gino Cappelletti at Buffalo, Dec. 28, 1963 (4 FG, 2 PAT)
14	Tony Franklin at N.Y. Jets, Dec. 28, 1985 (4 FG, 2 PAT)
14	Stevan Ridley vs. Indianapolis, Jan. 11, 2014 (2 rush TD, 1 2-pt)

### TOUCHDOWNS

<b>Career—</b>	
7	David Givens (8 games) (7 rec. TD)
5	Deion Branch (12 games) (4 rec. TD, 1 rush TD)
5	Curtis Martin (3 games) (5 rush TD)
4	Tom Brady (26 games) (4 rush TD)
4	Corey Dillon (8 games) (4 rush TD)
4	Wes Welker (9 games) (4 rec. TD)

<b>Game—</b>	
4	LeGarrette Blount vs. Indianapolis, Jan. 11, 2014 (4 rush TD)
3	Rob Gronkowski vs. Den., Jan. 14, 2012 (3 rec. TD)
3	Curtis Martin vs. Pitt., Jan. 5, 1997 (3 rush TD)
3	Shane Vereen vs. Hou., Jan. 13, 2013 (2 rec. TD, 1 rush TD)

## PLAYOFF RUSHING

### RUSHING ATTEMPTS

<b>Career—</b>	
120	Corey Dillon (8 games)
117	Antowain Smith (6 games)
93	Laurence Maroney (7 games)
88	Kevin Faulk (19 games)
82	Craig James (5 games)
57	Tom Brady (25 games)
51	Stevan Ridley (4 games)
49	Curtis Martin (3 games)

<b>Game—</b>	
26	Antowain Smith vs. Carolina, Feb. 1, 2004
25	Laurence Maroney vs. San Diego, Jan. 20, 2008
24	LeGarrette Blount vs. Indianapolis, Jan. 11, 2013
	Corey Dillon at Pittsburgh, Jan. 23, 2005
23	Corey Dillon vs. Indianapolis, Jan. 16, 2005
	Craig James at L.A. Raiders, Jan. 5, 1986
22	Antowain Smith vs. Indianapolis, Jan. 18, 2004
	Derrick Cullors vs. Miami, Dec. 28, 1997
	Craig James at Miami, Jan. 12, 1986
	Craig James, at N.Y. Jets, Dec. 28, 1985
	Laurence Maroney vs. Jacksonville, Jan. 12, 2008

### RUSHING YARDS

<b>Career—</b>	
508	Corey Dillon (8 games)
456	Antowain Smith (6 games)
425	Kevin Faulk (19 games)
369	Laurence Maroney (7 games)
290	Craig James (5 games)
267	Curtis Martin (3 games)

## PLAYOFF FIELD GOALS

### TOUCHDOWNS (Cont.)

2	Deion Branch at Pitt., Jan. 23, 2005 (1 rec. TD, 1 rush TD)
2	Larry Garron at Buffalo, Dec. 28, 1963 (2 rec. TD)
2	Stanley Morgan at Denver, Jan. 4, 1987 (2 rec. TD)
2	Stevan Ridley vs. Indianapolis, Jan. 11, 2014 (2 rush)

### FIELD GOALS MADE

<b>Career—</b>	
26	Adam Vinatieri (17 games)
18	Stephen Gostkowski (13 games)
9	Tony Franklin (5 games)
5	Gino Cappelletti (2 games)

### Game—

5	Adam Vinatieri vs. Ind., Jan. 18, 2004 (31,25,27,21,34)
4	Tony Franklin at N.Y. Jets, Dec. 28, 1985 (33, 41, 20, 26)
	Gino Cappelletti at Buffalo, Dec. 28, 1963 (28,12, 33, 36)
3	Stephen Gostkowski vs. Baltimore, Jan. 22, 2012 (29, 35, 24)
	Stephen Gostkowski at San Diego, Jan. 14, 2007 (50,34,31)
	Stephen Gostkowski vs. N.Y. Jets, Jan. 7, 2007 (20,40,28)
	Adam Vinatieri vs. Oakland, Jan. 19, 2002 (23,45,23)

### FIELD GOALS ATTEMPTED

<b>Career—</b>	
34	Adam Vinatieri (17 games)
20	Stephen Gostkowski (13 games)
11	Tony Franklin (5 games)
6	Gino Cappelletti (2 games)

### Game—

5	Adam Vinatieri, vs. Indianapolis, Jan. 18, 2004 (31, 25, 27, 21, 34)
	Tony Franklin at N.Y. Jets, Dec. 28, 1985 (33,41,20,41w,26)
	Gino Cappelletti, at Buffalo, Dec. 28, 1963 (28,12,33,36,45s)

### LONGEST FIELD GOALS

50	Stephen Gostkowski at San Diego, Jan. 14, 2007
48	Adam Vinatieri at Pittsburgh, Jan. 23, 2005
	Adam Vinatieri vs. St. Louis, Feb. 3, 2002
46	Adam Vinatieri vs. Tennessee, Jan. 10, 2004
	Adam Vinatieri at Pittsburgh, Jan. 3, 1998

### RUSHING YARDS (Cont.)

<b>Game—</b>	
166	LeGarrette Blount vs. Indianapolis, Jan. 11, 2013
	Curtis Martin, vs. Pittsburgh, Jan. 5, 1997
144	Corey Dillon vs. Indianapolis, Jan. 16, 2005
122	Laurence Maroney vs. Jacksonville, Jan. 12, 2008
	Laurence Maroney vs. San Diego, Jan. 20, 2008
105	Craig James, at Miami, Jan. 12, 1986
104	Craig James, at L.A. Raiders, Jan. 5, 1986
100	Antowain Smith vs. Indianapolis, Jan. 18, 2004

### LONGEST RUSHES

781	Curtis Martin, vs. Pittsburgh, Jan. 5, 1997
731	LeGarrette Blount vs. Indianapolis, Jan. 11, 2014
45	Robert Weathers at Miami, Jan. 12, 1986
43	Aaron Hernandez vs. Denver, Jan. 14, 2012
42	Corey Dillon vs. Indianapolis, Jan. 16, 2005
35	Corey Dillon at Indianapolis, Jan. 21, 2007
35	Antowain Smith vs. Indianapolis, Jan. 18, 2004

### RUSHING TOUCHDOWNS

<b>Career—</b>	
5	Curtis Martin (3 games)
4	LeGarrette Blount (1 game)
	Tom Brady (26 games)
	Corey Dillon (8 games)
3	Laurence Maroney (7 games)
	Stevan Ridley (5 games)
2	Antowain Smith (6 games)

### LONGEST RUSHING TOUCHDOWNS

78	Curtis Martin vs. Pittsburgh, Jan. 5, 1997
73	LeGarrette Blount vs. Indianapolis, Jan. 11, 2014
25	Corey Dillon at Pittsburgh, Jan. 23, 2005
23	Deion Branch at Pittsburgh, Jan. 23, 2005
23	Curtis Martin vs. Pittsburgh, Jan. 5, 1997



# INDIVIDUAL PLAYOFF RECORDS

## PLAYOFF PASSING

### PASSING YARDS

#### Career—

6,424	Tom Brady (26 games)
1,335	Drew Bledsoe (7 games)
571	Steve Grogan (4 games)
561	Tony Eason (5 games)
489	Vito "Babe" Parilli (2 games)

#### Game—

363	Tom Brady vs. Denver, Jan. 14, 2012
354	Tom Brady vs. Carolina, Feb. 1, 2004
344	Tom Brady vs. Houston, Jan. 13, 2013
341	Tom Brady at Denver, Jan. 14, 2006
320	Tom Brady vs. Baltimore, Jan. 20, 2013
312	Tom Brady vs. Oakland, Jan. 19, 2002
300	Vito "Babe" Parilli at Buffalo Dec. 28, 1963
299	Tom Brady vs. N.Y. Jets, Jan. 16, 2011

### PASSING ATTEMPTS

#### Career—

950	Tom Brady (26 games)
252	Drew Bledsoe (7 games)
95	Steve Grogan (4 games)
72	Tony Eason (5 games)
64	Vito "Babe" Parilli (2 games)

#### Game—

54	Tom Brady vs. Baltimore, Jan. 20, 2013
52	Tom Brady vs. Oakland, Jan. 19, 2002
51	Tom Brady at San Diego, Jan. 14, 2007
50	Drew Bledsoe at Cleveland, Jan. 1, 1995
48	Tom Brady vs. N.Y. Giants, Feb. 3, 2008
	Tom Brady vs. Carolina, Feb. 1, 2004
	Drew Bledsoe vs. Green Bay, Jan. 26, 1997

### PASS COMPLETIONS

#### Career—

590	Tom Brady (26 games)*
129	Drew Bledsoe (7 games)
48	Steve Grogan (4 games)
42	Tony Eason (5 games)
28	Vito "Babe" Parilli (2 games)

#### Game—

32	Tom Brady vs. Carolina, Feb. 1, 2004
	Tom Brady vs. Oakland, Jan. 19, 2002
29	Tom Brady vs. Baltimore, Jan. 20, 2013
	Tom Brady vs. N.Y. Jets, Jan. 16, 2011
	Tom Brady vs. N.Y. Giants, Feb. 3, 2008
27	Tom Brady vs. N.Y. Giants, Feb. 5, 2012
	Tom Brady at San Diego, Jan. 14, 2007
26	Tom Brady vs. Denver, Jan. 14, 2012
	Tom Brady vs. Jacksonville, Jan. 12, 2008

### COMPLETION PERCENTAGE

#### Career—

62.1	Tom Brady (26 games) (950-590)
58.3	Tony Eason (5 games) (72-42)
54.5	Tom Owen (1 game) (22-12)
51.2	Drew Bledsoe (7 games) (252-129)
50.5	Steve Grogan (4 games) (95-48)

### COMPLETION PERCENTAGE (Cont.)

#### Game (Minimum 10 att.)—

92.9	Tom Brady vs. Jacksonville, Jan. 12, 2008 (28-26)*
83.0	Tony Eason at Miami, Jan. 12, 1986 (12-10)
76.5	Tom Brady vs. Denver, Jan. 14, 2012 (34-26)
75.0	Tony Eason at N.Y. Jets, Dec. 28, 1986 (16-12)
69.7	Tom Brady vs. Philadelphia, Feb. 6, 2005 (33-22)
66.7	Tom Brady vs. San Diego, Jan. 20, 2008 (33-22)
	Tom Brady at Pittsburgh, Jan. 23, 2005 (21-14)
	Tom Brady vs. Indianapolis, Jan. 16, 2005 (27-18)
	Tom Brady vs. Carolina, Feb. 1, 2004 (48-32)

### PASSING TOUCHDOWNS

#### Career—

43	Tom Brady (26 games)
7	Tony Eason (5 games)
6	Drew Bledsoe (7 games)
3	Steve Grogan (4 games)
2	Vito "Babe" Parilli (2 games)

#### Game—

6	Tom Brady vs. Denver, Jan. 14, 2012
3	Tom Brady vs. Houston, Jan. 13, 2013
	Tom Brady vs. Jacksonville, Jan. 12, 2008
	Tom Brady vs. Jacksonville, Jan. 7, 2006
	Tom Brady vs. Carolina, Feb. 1, 2004
	Tony Eason at Miami, Jan. 12, 1986
2	11 times. Most recent
	Tom Brady vs. N.Y. Giants on Feb. 5, 2012

### INTERCEPTIONS

#### Career—

22	Tom Brady (26 games)
12	Drew Bledsoe (7 games)
7	Steve Grogan (4 games)
2	Vito "Babe" Parilli (2 games)

#### Game—

4	Drew Bledsoe vs. Green Bay, Jan. 26, 1997
3	Drew Bledsoe at Cleveland, Jan. 1, 1995
	Tom Brady vs. Baltimore, Jan. 10, 2010
	Tom Brady vs. San Diego, Jan. 20, 2008
	Tom Brady at San Diego, Jan. 14, 2007

### PASSER RATING

#### Career (Minimum 25 att.)—

115.6	Tony Eason (5 games)
87.5	Tom Brady (26 games)
67.8	Vito "Babe" Parilli (2 games)
54.9	Drew Bledsoe (7 games)
50.4	Scott Zolak (2 games)

#### Game (Minimum 10 att.)—

141.4	Tom Brady vs. Jacksonville, Jan. 12, 2008
137.6	Tom Brady vs. Denver, Jan. 14, 2012
132.0	Tony Eason at N.Y. Jets, Dec. 28, 1985
130.9	Tony Eason at Miami, Jan. 12, 1986
130.5	Tom Brady at Pittsburgh, Jan. 23, 2005
116.4	Tom Brady vs. Jacksonville, Jan. 7, 2006
115.0	Tom Brady vs. Houston, Jan. 13, 2013
110.2	Tom Brady vs. Philadelphia, Feb. 6, 2005

\*NFL Record

## PLAYOFF RECEIVING

### RECEPTIONS

#### Career—

69	Wes Welker (9 games)
58	Troy Brown (20 games)
56	Deion Branch (14 games)
51	Kevin Faulk (19 games)
35	David Givens (8 games)
35	Aaron Hernandez (6 games)

#### Game—

11	Wes Welker vs. N.Y. Giants, Feb. 3, 2008
	Deion Branch vs. Philadelphia, Feb. 6, 2005
10	Julian Edelman at Denver, Jan. 19, 2014
	Rob Gronkowski vs. Denver, Jan. 14, 2012
	Jabar Gaffney at San Diego, Jan. 14, 2007
	Deion Branch vs. Carolina, Feb. 1, 2004
	Jermaine Wiggins vs. Oakland, Jan. 19, 2002

### RECEIVING YARDS

#### Career—

852	Deion Branch (14 games)
694	Troy Brown (20 games)
686	Wes Welker (9 games)
412	Kevin Faulk (19 games)
360	Aaron Hernandez (6 games)
324	David Givens (8 games)
323	Rob Gronkowski (5 games)

#### Game—

153	Deion Branch at Denver, Jan. 14, 2006 (8 rec)
145	Rob Gronkowski vs. Denver, Jan. 14, 2012 (10)
143	Deion Branch vs. Carolina, Feb. 1, 2004 (10)
133	Deion Branch vs. Philadelphia, Feb. 6, 2005 (11)
131	Wes Welker vs. Houston, Jan. 13, 2013 (8)
127	Troy Brown at Pittsburgh, Jan. 27, 2002 (8)
120	Larry Garron at Buffalo, Dec. 28, 1963 (4)

# INDIVIDUAL PLAYOFF RECORDS

## PLAYOFF RECEIVING (Cont.)

### TOUCHDOWN RECEPTIONS

<b>Career—</b>	
7	David Givens (8 games)
4	Deion Branch (14 games)
	Wes Welker (9 games)
3	Julian Edelman (7 games)
	Rob Gronkowski (5 games)
	Benjamin Watson (9 games)
	Jabar Gaffney (6 games)
	Stanley Morgan (7 games)
2	Troy Brown (20 games)
	Keith Byars (5 games)
	Russ Francis (2 games)
	Larry Garron (2 games)
	Aaron Hernandez (6 games)
	David Patten (6 games)
	Shane Vereen (4 games)
	Mike Vrabel (17 games)

### TOUCHDOWN RECEPTIONS (Cont.)

<b>Game—</b>	
3	Rob Gronkowski vs. Denver, Jan. 14, 2012
2	Julian Edelman vs. Baltimore, Jan. 10, 2010
	Shane Vereen vs. Houston, Jan. 13, 2013
	Benjamin Watson vs. Jacksonville, Jan. 12, 2008
	Larry Garron at Buffalo, Dec. 28, 1963
	Stanley Morgan at Denver, Jan. 4, 1987

### LONGEST RECEPTIONS

73	Deion Branch from Tom Brady, at Denver, 1/14/06
63t	Benjamin Watson from Tom Brady, vs. Jac., 1/7/06
61t	Deion Branch from Tom Brady, vs. Denver, 1/14/12
60t	Deion Branch from Tom Brady, at Pittsburgh, 1/23/05
59t	Larry Garron from Babe Parilli, at Buffalo, 12/28/63

## PLAYOFF SCRIMMAGE YARDS

### SCRIMMAGE YARDS (RUSHING AND RECEIVING)

<b>Career—</b>	
893	Deion Branch (14 games) (41 rush, 852 rec.)
837	Kevin Faulk (19 games) (425 rush, 412 rec.)
720	Wes Welker (9 games) (34 rush, 686 rec.)
725	Troy Brown (20 games) (-19 rush, 694 rec.)
582	Corey Dillon (8 games) (508 rush, 74 rec.)
469	Antowain Smith (6 games) (456 rush, 13 rec.)

### SCRIMMAGE YARDS (Cont.)

<b>Game—</b>	
175	Curtis Martin vs. Pitt., Jan. 5, 1997 (166 rush, 9 rec.)
166	LeGarrette Blount vs. Ind., Jan. 11, 2014 (166 rush)
164	Larry Garron at Buff., Dec. 28, 1963 (44 rush, 120 rec.)
162	Laurence Maroney vs. Jac., Jan. 12, 2008 (122 rush, 40 rec.)
161	Corey Dillon vs. Ind., Jan. 16, 2005 (144 rush, 17 rec.)
153	Deion Branch vs. Den., Jan. 14, 2006 (0 rush, 153 rec.)
	Deion Branch at Pitt., Jan. 23, 2005 (37 rush, 116 rec.)

## PLAYOFF INTERCEPTIONS

### INTERCEPTIONS

<b>Career—</b>	
7	Rodney Harrison (9 games)
5	Asante Samuel (14 games)
3	Ty Law (12 games)
4	Fred Marion (6 games)
<b>Game—</b>	
3	Ty Law vs. Indianapolis, Jan. 18, 2004
2	Bob Dee at Buffalo, Dec. 28, 1963
2	Alfonzo Dennard vs. Indianapolis, Jan. 11, 2014
2	Rodney Harrison, Feb. 6, 2005
2	Ronnie Lippett at L.A. Raiders, Jan. 5, 1986
2	Ross O'Hanley at Buffalo, Dec. 28, 1963
2	Eugene Wilson at Pittsburgh, Jan. 23, 2005

### INTERCEPTION RETURN YARDAGE

<b>Career—</b>	
158	Asante Samuel (14 games)
118	Rodney Harrison (8 games)
73	Ty Law (12 games)
69	Fred Marion (6 games)
40	Todd Collins (5 games)

### INTERCEPTION RETURN YARDAGE (Cont.)

<b>Game—</b>	
87	Rodney Harrison at Pittsburgh, Jan. 23, 2005 (1 int.)
73	Asante Samuel vs. Jacksonville, Jan. 7, 2006 (1)
47	Ty Law vs. St. Louis, Feb. 3, 2002 (1)
40	Todd Collins vs. Miami, Dec. 28, 1997 (1)
39	Asante Samuel at Indianapolis, Jan. 21, 2007 (1)

### LONGEST INTERCEPTION RETURN

87	Rodney Harrison, at Pittsburgh, Jan. 23, 2005 (TD)
73	Asante Samuel, vs. Jacksonville, Jan. 7, 2006 (TD)
47	Ty Law, vs. St. Louis, Feb. 3, 2002 (TD)
40	Todd Collins vs. Miami, Dec. 28, 1997 (1)
39	Asante Samuel at Indianapolis, Jan. 21, 2007 (TD)
36	Asante Samuel vs. N.Y. Jets, Jan. 7, 2007 (TD)

### INTERCEPTION RETURNS FOR TOUCHDOWNS

3	Asante Samuel (14 games)
1	Rodney Harrison (9 games)
1	Ty Law (12 games)
1	Todd Collins (5 games)

## PLAYOFF SACKS

### SACKS

<b>Career—</b>	
16.0	Willie McGinest (18 games)
7.0	Mike Vrabel (17 games)
5.0	Jarvis Green (15 games)
4.5	Tedy Bruschi (22 games)
4.5	Richard Seymour (15 games)
4.0	Rob Ninkovich (9 games)

<b>Game—</b>	
4.5	Willie McGinest vs. Jacksonville, Jan. 7, 2006
3.0	Garin Veris vs. N.Y. Jets, Dec. 28, 1985
3.0	Willie McGinest vs. Tennessee, Jan. 10, 2004
2.5	Jarvis Green vs. Indianapolis, Jan. 18, 2004
2.0	Nine times. Most recent: Rob Ninkovich vs. Baltimore, Jan. 20, 2013

# INDIVIDUAL PLAYOFF RECORDS

## PLAYOFF PUNTS

### PUNTS

#### Career—

- 43 Tom Tupa (6 games)
- 35 Rich Camarillo (6 games)
- 34 Ken Walter (6 games)
- 23 Josh Miller (5 games)
- 21 Zoltan Mesko (6 games)
- 14 Todd Sauerbrun (3 games)
- Chris Hanson (4 games)
- Tom Yewcic (2 games)

#### Game—

- 9 Rich Camarillo at Denver, Jan. 4, 1987 (50.2 avg.)
- 8 Ken Walter vs. St. Louis, Feb. 3, 2002 (43.1)
- Ken Walter vs. Oakland, Jan. 19, 2002 (35.0)
- Tom Tupa, at Jacksonville, Jan. 3, 1999 (47.3)
- Tom Tupa, vs. Green Bay, Jan. 26, 1997 (45.1)

### PUNT AVERAGE

- 52.8 Zoltan Mesko vs. Houston, Jan. 13, 2013 (5 kicks)
- 51.4 Todd Sauerbrun at Indianapolis, Jan. 14, 2007 (5 kicks)
- 50.2 Rich Camarillo at Denver, Jan. 4, 1987 (9)
- 49.0 Ryan Allen at Denver, Jan. 19, 2014 (3)
- 48.7 Josh Miller at Denver, Jan. 14, 2006 (3)
- 47.3 Tom Tupa at Jacksonville, Jan. 3, 1999 (8)
- 47.0 Zoltan Mesko vs. N.Y. Jets, Jan. 16, 2011 (4)
- 46.9 Tom Yewcic at San Diego, Jan. 5, 1964 (7)
- 45.1 Josh Miller vs. Philadelphia, Feb. 6, 2005 (7)
- Tom Tupa vs. Green Bay, Jan. 26, 1997 (8)
- 45.0 Rich Camarillo, at L.A. Raiders, Jan. 5, 1986 (5)

### LONGEST PUNTS

- 68 Tom Yewcic at San Diego, Jan. 5, 1964
- 64 Zoltan Mesko vs. Houston, Jan. 13, 2013
- 62 Rich Camarillo vs. Chicago, Jan. 26, 1986
- 61 Zoltan Mesko vs. Houston, Jan. 13, 2013
- 60 Ryan Allen at Denver, Jan. 19, 2014
- 60 Rich Camarillo at Denver, Jan. 4, 1987

## PLAYOFF PUNT RETURNS

### PUNT RETURNS

#### Career—

- 33 Troy Brown (20 games)
- 18 David Meggett (5 games)
- 12 Julian Edelman (7 games)
- 8 Wes Welker (9 games)
- Irving Fryar (4 games)
- 7 Tim Dwight (2 games)

#### Game—

- 7 David Meggett vs. Pittsburgh, Jan. 5, 1997
- 5 Troy Brown vs. Oakland, Jan. 19, 2002
- Julian Edelman vs. Indianapolis, Jan. 11, 2014
- 4 Wes Welker vs. Baltimore, Jan. 20, 2013
- Tim Dwight vs. Jacksonville, Jan. 7, 2006
- Troy Brown vs. Carolina, Feb. 1, 2004
- Troy Brown at Jacksonville, Jan. 3, 1999
- David Meggett vs. Green Bay, Jan. 26, 1997
- Irving Fryar at N.Y. Jets, Dec. 28, 1985

### PUNT RETURN YARDS

#### Career—

- 315 Troy Brown (20 games)
- 141 Julian Edelman (7 games)
- 165 David Meggett (5 games)

### PUNT RETURN YARDS (Cont.)

- 85 Wes Welker (9 games)
- 68 Tim Dwight (2 games)
- 47 Irving Fryar (4 games)

#### Game—

- 80 Troy Brown at Pittsburgh, Jan. 27, 2002
- 72 David Meggett vs. Pittsburgh, Jan. 5, 1997
- 56 Wes Welker vs. Baltimore, Jan. 20, 2013
- 49 Troy Brown vs. Oakland, Jan. 19, 2002
- 42 Julian Edelman vs. N.Y. Jets, Jan. 16, 2011
- 40 Troy Brown vs. Carolina, Feb. 1, 2004
- 39 Troy Brown at Indianapolis, Jan. 21, 2007

### LONGEST PUNT RETURN

- 55t Troy Brown at Pittsburgh, Jan. 27, 2002
- 41 Julian Edelman vs. N.Y. Jets, Jan. 16, 2011
- 28 Wes Welker vs. Baltimore, Jan. 20, 2013
- Julian Edelman vs. Baltimore, Jan. 10, 2010
- Troy Brown vs. Carolina, Feb. 1, 2004
- Art Graham at Buffalo, Dec. 28, 1963
- 27 Tim Dwight vs. Jacksonville, Jan. 7, 2006
- Troy Brown vs. Oakland, Jan. 19, 2002

## PLAYOFF KICKOFF RETURNS

### KICKOFF RETURNS

#### Career—

- 17 Ellis Hobbs (8 games)
- 15 Patrick Pass (10 games)
- Stephen Starring (5 games)
- 12 Laurence Maroney (7 games)
- 11 Bethel Johnson (6 games)

#### Game—

- 7 Stephen Starring vs. Chicago, Jan. 26, 1986
- 6 Ellis Hobbs at Indianapolis, Jan. 21, 2007
- Derrick Cullors at Jacksonville, Jan. 3, 1999
- 5 Brandon Tate vs. N.Y. Jets, Jan. 16, 2011
- Patrick Pass vs. Oakland, Jan. 19, 2002
- David Meggett vs. Green Bay, Jan. 26, 1997

### KICKOFF RETURN YARDS

#### Career—

- 471 Ellis Hobbs (8 games)
- 336 Patrick Pass (10 games)
- 315 Stephen Starring (5 games)
- 257 Laurence Maroney (7 games)
- 228 Bethel Johnson (6 games)

#### Game—

- 220 Ellis Hobbs at Indianapolis, Jan. 21, 2007
- 153 Stephen Starring vs. Chicago, Jan. 26, 1986
- 117 David Meggett vs. Green Bay, Jan. 26, 1997
- 108 Brandon Tate vs. N.Y. Jets, Jan. 16, 2011
- 101 Danny Woodhead vs. Baltimore, Jan. 22, 2012
- 95 Patrick Pass vs. Oakland, Jan. 19, 2002
- 94 Laurence Maroney vs. N.Y. Giants, Feb. 3, 2008

### LONGEST KICKOFF RETURN

- 80 Ellis Hobbs at Indianapolis, Jan. 21, 2007
- 47 Raymond Clayborn vs. Houston, Dec. 31, 1978
- 43 Laurence Maroney vs. N.Y. Giants, Feb. 3, 2008
- 42 Darius Butler vs. Baltimore, Jan. 10, 2010
- 41 Danny Woodhead vs. Baltimore, Jan. 22, 2012
- Ellis Hobbs at Indianapolis, Jan. 21, 2007
- 36 Stephen Starring at Miami, Jan. 12, 1986

# TEAM PLAYOFF RECORDS

## MOST POINTS SCORED

- 45 vs. Denver, Jan. 14, 2012 (W 45-10)
- 43 vs. Indianapolis, Jan. 11, 2014 (W 43-22)
- 41 vs. Houston, Jan. 13, 2013 (W 41-28)
- 41 at Pittsburgh, Jan. 23, 2005 (W 41-27)
- 37 vs. N.Y. Jets, Jan. 7, 2007 (W 37-16)
- 34 at Ind., Jan. 21, 2007 (L 34-38)
- 32 vs. Carolina, Feb. 1, 2004 (W 32-29)

## FEWEST POINTS ALLOWED

- 3 vs. Jacksonville, Jan. 7, 2006 (W 28-3)
- vs. Indianapolis, Jan. 16, 2005 (W 20-3)
- vs. Miami, Dec. 28, 1997 (W 17-3)
- vs. Pittsburgh, Jan. 5, 1997 (W 28-3)
- 6 vs. Jacksonville, Jan. 12, 1997 (W 20-6)

## FIRST DOWNS

- Total—**
- 31 vs. Denver, Jan. 14, 2012
  - 29 vs. Carolina, Feb. 1, 2004
  - 28 vs. Baltimore, Jan. 20, 2013
  - 26 vs. N.Y. Jets, Jan. 16, 2011
  - vs. N.Y. Jets, Jan. 7, 2007
  - 25 vs. Baltimore, Jan. 22, 2012
  - vs. San Diego, Jan. 20, 2008
  - 24 vs. Houston, Jan. 13, 2013
  - vs. Jacksonville, Jan. 12, 2008

## Rushing—

- 15 at Miami, Jan. 12, 1986
- 13 vs. Indianapolis, Jan. 11, 2013
- vs. San Diego, Jan. 20, 2008
- vs. N.Y. Jets, Jan. 7, 2007
- 11 vs. Jacksonville, Jan. 12, 2008
- vs. Indianapolis, Jan. 16, 2005
- 10 at Oakland, Dec. 18, 1976

## Passing—

- 19 vs. Baltimore, Jan. 20, 2013
- vs. Denver, Jan. 14, 2012
- vs. N.Y. Jets, Jan. 16, 2011
- vs. Carolina, Feb. 1, 2004
- 17 vs. N.Y. Giants, Feb. 3, 2008
- vs. Oakland, Jan. 19, 2002
- 15 at Denver, Jan. 19, 2014
- vs. Houston, Jan. 13, 2013
- vs. N.Y. Giants, Feb. 5, 2012
- vs. Baltimore, Jan. 22, 2012
- vs. Indianapolis, Jan. 18, 2004

## Penalty—

- 7 at Oakland, Dec. 18, 1976
- 3 vs. Baltimore, Jan. 20, 2013
- vs. Denver, Jan. 24, 2012
- at San Diego, Jan. 14, 2007
- vs. Carolina, Feb. 1, 2004

## 3rd Down Efficiency—

- .688 vs. N.Y. Jets, Jan. 7, 2007 (11/16)
- .611 vs. Indianapolis, Jan. 11, 2014 (11/18)
- .600 vs. Jacksonville, Jan. 12, 2008 (6/10)
- .538 vs. San Diego, Jan. 20, 2008 (7/13)

## TOTAL NET YARDS

- Most—**
- 509 vs. Denver, Jan. 14, 2012 (146 R, 363 P, 64 Plays)
  - 481 vs. Carolina, Feb. 1, 2004 (127 R, 354 P, 83 Plays)
  - 457 vs. Houston, Jan. 13, 2013 (122 R, 335 P, 65 Plays)
  - 428 vs. Baltimore, Jan. 20, 2013 (108 R, 320 P, 82 Plays)
  - 420 at Denver, Jan. 14, 2006 (79 R, 341 P, 57 Plays)
  - 419 vs. Indianapolis, Jan. 11, 2014 (234 R, 185 P, 73 Plays)
  - 403 vs. Jacksonville, Jan. 12, 2008 (145 R, 258 P, 58 Plays)
  - 375 at Buffalo, Dec. 28, 1963 (83 R, 292 P, 70 Plays)

## NO. OF PLAYS

- 84 vs. Oak., Jan. 19, 2002 (30 R, 54 P)
- 83 vs. Carolina, Feb. 1, 2004 (35R, 48 P)
- 82 vs. Baltimore, Jan. 20, 2013 (28R, 54P)
- 78 vs. N.Y. Jets, Jan. 16, 2011 (26R, 50P)
- 74 at S.D., Jan. 14, 2007 (21R, 53P)
- 73 vs. IND., Jan. 11, 2014 (46 R, 25 P)
- vs. N.Y. Jets, Jan. 7, 2007 (38R, 35 P)
- at Oak., Dec. 18, 1976 (49R, 24 P)

## RUSHING

### Attempts—

- 59 at Miami, Jan. 12, 1986
- 49 at Oakland, Dec. 18, 1976
- at L.A. Raiders, Jan. 5, 1986
- 46 vs. Indianapolis, Jan. 11, 2014
- 39 vs. Indianapolis, Jan. 16, 2005
- at N.Y. Jets, Dec. 28, 1985

### Yards Rushing—

- 255 at Miami, Jan. 12, 1986
- 234 vs. Indianapolis, Jan. 11, 2014
- 210 vs. Indianapolis, Jan. 16, 2005
- 194 vs. Pittsburgh, Jan. 5, 1997
- 164 at Oakland, Dec. 18, 1976

### Rushing TDs—

- 6 vs. Jacksonville, Jan. 11, 2014
- 3 vs. Pittsburgh, Jan. 5, 1997
- 2 vs. Houston, Jan. 13, 2013
- vs. Baltimore, Jan. 22, 2012
- at Pittsburgh, Jan. 23, 2005
- at Oakland, Dec. 18, 1976

## PASSING

### Attempts—

- 54 vs. Baltimore, Jan. 20, 2013
- 52 vs. Oakland, Jan. 19, 2002
- 51 at San Diego, Jan. 14, 2007
- at Cleveland, Jan. 1, 1995
- 48 vs. N.Y. Giants, Feb. 3, 2008
- vs. Carolina, Feb. 1, 2004
- vs. Green Bay, Jan. 26, 1997

### Completions—

- 32 vs. Carolina, Feb. 1, 2004
- 32 vs. Oakland, Jan. 19, 2002
- 29 vs. Baltimore, Jan. 20, 2013
- vs. N.Y. Jets, Jan. 16, 2011
- vs. N.Y. Giants, Feb. 3, 2008
- 27 vs. N.Y. Giants, Feb. 5, 2012
- at San Diego, Jan. 14, 2007

### Net Yards Passing—

- 363 vs. Denver, Jan. 14, 2012
- 354 vs. Carolina, Feb. 1, 2004
- 341 at Denver, Jan. 14, 2006
- 335 vs. Houston, Jan. 13, 2013
- 320 vs. Baltimore, Jan. 20, 2013
- 297 vs. Oakland, Jan. 19, 2002
- 292 at Buffalo, Dec. 28, 1963

### TDs Passing—

- 6 vs. Denver, Jan. 14, 2012
- 3 vs. Houston, Jan. 13, 2013
- vs. Jacksonville, Jan. 12, 2008
- vs. Jacksonville, Jan. 7, 2006
- vs. Carolina, Feb. 1, 2004
- at Miami, Jan. 12, 1986

### Interceptions (Most)—

- 4 vs. Green Bay, Jan. 26, 1997
- 3 Five Times, Most Recent:
- vs. Baltimore, Jan. 10, 2010

### Interceptions (Fewest)—

- 0 Many times, Most Recent:
- at Denver, Jan. 19, 2014

### Sacks Against—

- 0 Many times, Most Recent:
- vs. Baltimore, Jan. 20, 2013

## PUNTING

### Most Punts For—

- 9 at Denver, Jan. 4, 1987 (50.2 avg.)
- 8 Four times, Most Recent:
- vs. St. Louis Feb. 3, 2002 (43.1)

## PUNTING (Cont'd)

### Fewest Punts For—

- 1 vs. Jacksonville, Jan. 12, 2008
- 2 vs. Baltimore, Jan. 22, 2012
- vs. N.Y. Jets, Jan. 7, 2007
- vs. Indianapolis, Jan. 18, 2004
- 3 at Denver, Jan. 19, 2014
- vs. N.Y. Giants, Feb. 5, 2012
- vs. Denver, Jan. 14, 2012
- at Oakland, Dec. 18, 1976
- at Denver, Jan. 14, 2006

## DEFENSE

### Fewest Yards Allowed—

- 162 vs. Miami, Dec. 28, 1997
- 213 vs. Pittsburgh, Jan. 5, 1997
- 230 vs. Oakland, Jan. 19, 2002
- 240 at N.Y. Jets, Dec. 28, 1985

### Most Yards Allowed—

- 610 at San Diego, Jan. 5, 1963
- 507 at Denver, Jan. Jan. 19, 2014
- 455 at Indianapolis, Jan. 21, 2007
- 448 vs. Miami, Jan. 8, 1983

### Sacks—

- 6 vs. Jacksonville, Jan. 7, 2006 (42 yds)
- 5 vs. Denver, Jan. 14, 2012 (28 yds)
- vs. Green Bay, Jan. 26, 1997 (38)
- at N.Y. Jets, Dec. 28, 1985 (51)
- 4 Seven times, Most Recent:
- vs. Philadelphia, Feb. 6, 2005 (33)

### Interceptions—

- 4 vs. Indianapolis, Jan. 11, 2014
- vs. Indianapolis, Jan. 18, 2004
- at Buffalo, Dec. 28, 1964
- 3 vs. Philadelphia, Feb. 6, 2005
- at Pittsburgh, Jan. 23, 2005
- at Pittsburgh, Jan. 27, 2002
- at L.A. Raiders, Jan. 5, 1986

### Turnovers Forced—

- 6 at Miami, Jan. 12, 1986 (2 INT, 4 FR)
- at L.A. Raiders, Jan. 5, 1986 (3 INT, 3 FR)
- at Buffalo, Dec. 28, 1963 (4 INT, 2 FR)
- 5 vs. Ind., Jan. 18, 2004 (4 INT, 1 FR)
- 4 vs. Ind., Jan. 11, 2014 (4 INT)
- at S.D., Jan. 14, 2007 (1 INT, 3 FR)
- vs. Phila., Feb. 6, 2005 (3 INT, 1 FR)
- at Pitt., Jan. 23, 2005 (3 INT, 1 FR)
- at Pitt., Jan. 27, 2002 (3 INT, 1 FR)
- vs. Jac., Jan. 12, 1997 (2 INT, 2 FR)
- at N.Y. Jets, Dec. 28, 1985 (2 INT, 2 FR)

## PENALTIES

### Most—

- 12 at Pittsburgh Jan. 27, 2002 (87 yds)
- 10 at Oakland, Dec. 18, 1976 (83)
- 8 at Indianapolis, Jan. 21, 2007 (63)
- at Denver, Jan. 14, 2006 (82)
- vs. Carolina, Feb. 1, 2004 (60)
- vs. Houston, Dec. 31, 1978 (92)

### Fewest —

- 1 vs. Baltimore, Jan. 22, 2012 (5 yds)
- at Pittsburgh, Jan. 23, 2005 (5)
- vs. Oakland, Jan. 19, 2002 (15)
- at N.Y. Jets, Dec. 28, 1985 (10)
- at San Diego, Jan. 5, 1964 (18)

### Most Yards Lost—

- 92 vs. Hou., Dec. 31, 1978 (8 pen.)
- 87 at Pittsburgh, Jan. 27, 2002 (12)
- 83 at Oakland, Dec. 18, 1976 (10)
- 82 at Denver, Jan. 14, 2006 (8)

### Fewest Yards Lost—

- 5 vs. Baltimore, Jan. 22, 2012 (1 pen.)
- at Pittsburgh, Jan. 23, 2005 (1)
- vs. Jacksonville, Jan. 12, 1997 (2)
- 10 at N.Y. Jets, Dec. 28, 1985 (1)
- 14 vs. Tennessee, Jan. 10, 2004 (2)
- 15 vs. Indianapolis, Jan. 18, 2004 (3)
- vs. Oakland, Jan. 19, 2002 (1)
- at Miami, Jan. 12, 1986 (2)

## Greatest Playoff Comebacks

Rank	Date	Opponent	Largest Deficit	Largest Deficit Score	Final Score
1	01/14/07	@ San Diego	11 Points	14-3	24-21
2t	01/19/02	Oakland	10 Points	13-3	16-13 (OT)
2t	01/05/86	@ L.A. Raiders	10 Points	17-7	27-20

# 1963 AFL CHAMPIONSHIP GAME

1963 AFL CHAMPIONSHIP GAME • SAN DIEGO 51, BOSTON 10 • Balboa Stadium

January 5, 1964 • Weather: 71 degrees; wind NW 11 mph • Attendance - 30,127

	1	2	3	4	OT	F
Boston Patriots	7	3	0	0	--	10
San Diego	21	10	7	13	--	51

TEAM	Q	PLAY	SCORE	
			Visitor	Home
SD	1	T. Rote 2 yd run (G. Blair kick)	0	7
SD	1	K. Lincoln 67 yd run (G. Blair kick)	0	14
BOS	1	L. Garron 7 yd run (G. Cappelletti kick)	7	14
SD	1	P. Lowe 58 yd run (G. Blair kick)	7	21
SD	2	G. Blair 11 yd field goal	7	24
BOS	2	G. Cappelletti 15 yd field goal	10	24
SD	2	D. Norton 14 yd pass from T. Rote (G. Blair kick)	10	31
SD	3	L. Alworth 48 yd pass from T. Rote (G. Blair kick)	10	38
SD	4	K. Lincoln 25 yd pass from J. Hadl (pass failed)	10	44
SD	4	J. Hadl 1 yd run (G. Blair kick)	10	51

TEAM STATISTICS	BOS	SD
<b>TOTAL FIRST DOWNS</b>	<b>14</b>	<b>21</b>
By Rushing	6	11
By Passing	8	9
By Penalty	0	1
<b>TOTAL NET YARDS</b>	<b>262</b>	<b>610</b>
Total Offensive Plays	59	60
<b>NET YARDS RUSHING</b>	<b>75</b>	<b>318</b>
Total Rushing Plays	16	32
Avg. per Rush	4.7	9.9
<b>NET YARDS PASSING</b>	<b>186</b>	<b>292</b>
Gross Yards Passing	228	305
Att.-Comp.-I	37-17-2	26-17-0
Completion Pct.	45.9	65.4
<b>PUNTS/AVERAGE</b>	<b>7/47</b>	<b>2/43.5</b>
<b>PENALTIES/YARDS</b>	<b>1/18</b>	<b>6/30</b>
<b>FUMBLES/BALLS LOST</b>	<b>1/0</b>	<b>1/1</b>
<b>FIELD GOALS</b>	<b>15</b>	<b>11</b>

## FINAL INDIVIDUAL STATISTICS

RUSHING	NO	YDS	AVG	LG	TD	RUSHING	NO	YDS	AVG	LG	TD
H. Crump	7	18	2.6	6	0	K. Lincoln	13	206	15.8	67t	1
L. Garron	3	15	5.0	7t	1	P. Lowe	12	94	7.8	58t	1
B. Lott	3	15	5.0	6	0	T. Rote	4	15	3.8	10	1
T. Yewcic	1	14	14.0	14	0	G. McDougall	1	2	2.0	2	0
V. Parilli	1	10	10.0	10	0	J. Hadl	1	1	1.0	1t	1
R. Burton	1	3	3.0	3	0	B. Jackson	1	0	0.0	0	0
<b>Patriots:</b>	<b>16</b>	<b>75</b>	<b>4.7</b>	<b>14</b>	<b>1</b>	<b>Chargers:</b>	<b>32</b>	<b>318</b>	<b>9.9</b>	<b>67t</b>	<b>4</b>

RECEIVING	NO	YDS	AVG	LG	TD	RECEIVING	NO	YDS	AVG	LG	TD
R. Burton	4	12	3.0	8	0	K. Lincoln	7	123	17.6	32	1
J. Colclough	3	26	8.7	10	0	L. Alworth	4	77	19.3	48	1
G. Cappelletti	2	72	36.0	49	0	J. MacKinnon	2	53	26.5	33	0
A. Graham	2	68	34.0	45	0	D. Norton	2	44	22.0	30	1
H. Crump	2	18	9.0	28	0	D. Kocourek	1	5	5.0	5	0
B. Lott	2	16	8.0	11	0	G. McDougall	1	3	3.0	3	0
L. Garron	2	6	3.0	5	0	<b>Chargers:</b>	<b>17</b>	<b>305</b>	<b>17.9</b>	<b>48</b>	<b>3</b>
<b>Patriots:</b>	<b>17</b>	<b>228</b>	<b>13.4</b>	<b>49</b>	<b>0</b>						

INTERCEPTIONS	NO	YDS	AVG	LG	TD	INTERCEPTIONS	NO	YDS	AVG	LG	TD
None						B. Mittinger	1	5	5.0	5	0
						P. Maguire	1	10	10.0	10	0
						<b>Chargers:</b>	<b>2</b>	<b>15</b>	<b>7.5</b>	<b>10</b>	<b>0</b>

PUNTING	NO	YDS	AVG	LG	TD	PUNTING	NO	YDS	AVG	LG	TD
T. Yewcic	7	328	46.9	68		R. Maguire	2	87	43.5	44	

PUNT RET.	NO	YDS	AVG	LG	TD	PUNT RET.	NO	YDS	AVG	LG	TD
None						None					

KICKOFF RET.	NO	YDS	AVG	LG	TD	KICKOFF RET.	NO	YDS	AVG	LG	TD
L. Garron	2	32	16.0	17	0	L. Alworth	2	47	23.5	28	0
H. Crump	2	31	15.5	22	0	P. Lowe	1	23	23.0	23	0
R. Burton	2	27	13.5	18	0	<b>Chargers:</b>	<b>3</b>	<b>70</b>	<b>23.3</b>	<b>62</b>	<b>0</b>
B. Suci	1	18	18.0	18	0						
T. Romeo	1	9	9.0	9	0						
B. Yates	1	5	5.0	5	0						
<b>Patriots:</b>	<b>9</b>	<b>122</b>	<b>13.6</b>	<b>22</b>	<b>0</b>						

PASSING	A	C	YDS	PCT.	TD	I	LG	S/YD	RATING
B. Parilli	29	14	189	48.3	0	1	49	0/0	55.1
T. Yewcic	8	3	39	37.5	0	1	23	0/0	14.1
<b>Chargers:</b>	<b>37</b>	<b>17</b>	<b>228</b>	<b>45.9</b>	<b>0</b>	<b>2</b>	<b>45</b>	<b>0/0</b>	<b>43.5</b>

PASSING	A	C	YDS	PCT.	TD	I	LG	S/YD	RATING
T. Rote	15	10	173	66.6	2	0	48	0/0	145.3
J. Hadl	10	6	112	60.0	1	0	33	0/0	132.1
K. Lincoln	1	1	20	100.0	0	0	20	0/0	118.8
<b>San Diego:</b>	<b>25</b>	<b>16</b>	<b>305</b>	<b>64.0</b>	<b>3</b>	<b>0</b>	<b>48</b>	<b>0/0</b>	<b>145.8</b>

## BOSTON PATRIOTS STARTING LINEUP

WR	G. Cappelletti	DE	B. Dee
T	D. Oakes	DT	H. Antwine
G	C. Long	DT	J. Richardson
C	W. Cudzik	DE	L. Eisenhauer
G	B. Neighbors	LB	T. Addison
T	M. Graham	LB	N. Buoniconti
TE	T. Romeo	LB	J. Rudolph
QB	J. Colclough	CB	D. Felt
QB	V. Parilli	CB	B. Suci
RB	R. Burton	S	R. Hall
FB	L. Garron	S	R. O'Hanley

## SAN DIEGO CHARGERS STARTING LINEUP

WR	D. Norton	DE	E. Faison
T	E. Wright	DT	H. Schmidt
G	S. DeLuca	DT	G. Gross
C	D. Rogers	DE	B. Patrick
G	P. Shea	LB	E. Karas
T	R. Mix	LB	C. Allen
TE	D. Kocourek	LB	P. Maguire
WR	L. Alworth	CB	B. Whitehead
QB	T. Rote	CB	D. Harris
RB	K. Lincoln	S	G. Blair
FB	P. Lowe	S	G. Gluck

## GAME NOTES

- This was the first of eight championship games involving the Patriots. (also Super Bowls XX, XXXI, XXXVI, XXXVIII, XXXIX, XLII and XLVI).
- The 610 yards yielded by the Patriots defense still ranks as the highest total ever given up by the Patriots.
- The Patriots committed only one penalty versus the Chargers. It is the lowest single game total in team playoff history (tied with Dec. 28, 1985 at N.Y. Jets).



# SUPER BOWL XX

SUPER BOWL XX • CHICAGO 46, NEW ENGLAND 10 • Louisiana Superdome

January 26, 1986 • Weather: Indoors • Attendance - 73,818

	1	2	3	4	OT	F
Chicago Bears	13	10	21	2	--	46
New England Patriots	3	0	0	7	--	10

TEAM	Q	PLAY	Visitor	Home
NE	1	T. Franklin 36 yd field goal	0	3
CHI	1	K. Butler 28 yd field goal	3	3
CHI	1	K. Butler 24 yd field goal	6	3
CHI	1	M. Suhey 11 yd run (K. Butler kick)	13	3
CHI	2	J. McMahon 2 yd run (K. Butler kick)	20	3
CHI	2	K. Butler 24 yd field goal	23	3
CHI	3	J. McMahon 1 yd run (K. Butler kick)	30	3
CHI	3	R. Phillips 28 yd interception return (K. Butler kick)	37	3
CHI	3	W. Perry 1 yd run (K. Butler kick)	44	3
NE	4	I. Fryar 8 yd pass from S. Grogan (T. Franklin kick)	44	10
CHI	4	Safety, S. Grogan tackled by H. Waechter in end zone	46	10

## FINAL INDIVIDUAL STATISTICS

RUSHING	NO	YDS	AVG	LG	TD	RUSHING	NO	YDS	AVG	LG	TD
T. Collins	3	4	1.3	3	0	W. Payton	22	61	2.8	7	0
R. Weathers	1	3	3.0	3	0	M. Suhey	11	52	4.7	11	1
S. Grogan	1	3	3.0	3	0	T. Sanders	4	15	3.8	10	0
C. James	5	1	0.2	3	0	D. Gentry	3	15	5.0	8	0
G. Hawthorne	1	-4	-4.0	-4	0	J. McMahon	5	14	2.8	7	2
<b>Patriots:</b>	<b>11</b>	<b>7</b>	<b>0.6</b>	<b>3</b>	<b>0</b>	C. Thomas	2	8	4.0	7	0
						W. Perry	1	1	1.0	1t	1
						S. Fuller	1	1	1.0	1	0
						<b>Bears:</b>	<b>49</b>	<b>167</b>	<b>3.4</b>	<b>11</b>	<b>4</b>

RECEIVING	NO	YDS	AVG	LG	TD	RECEIVING	NO	YDS	AVG	LG	TD
S. Morgan	7	70	10.0	19	0	W. Gault	4	129	32.3	60	0
S. Starring	2	39	19.5	24	0	D. Gentry	2	41	20.5	27	0
I. Fryar	2	24	12.0	16	1	K. Margerum	2	36	18.0	29	0
T. Collins	2	19	9.5	11	0	E. Moorehead	2	22	11.0	14	0
D. Ramsey	2	16	8.0	11	0	M. Suhey	1	24	24.0	24	0
C. James	1	6	6.0	6	0	C. Thomas	1	4	4.0	4	0
R. Weathers	1	3	3.0	3	0	<b>Bears:</b>	<b>12</b>	<b>256</b>	<b>21.3</b>	<b>60</b>	<b>0</b>
<b>Patriots:</b>	<b>17</b>	<b>177</b>	<b>10.4</b>	<b>24</b>	<b>1</b>						

INTERCEPTIONS	NO	YDS	AVG	LG	TD	INTERCEPTIONS	NO	YDS	AVG	LG	TD
None						R. Phillips	1	28	28.0	28t	1
						J. Morrissey	1	47	47.0	47	0
						<b>Bears:</b>	<b>2</b>	<b>75</b>	<b>37.5</b>	<b>47</b>	<b>1</b>

PUNTING	NO	YDS	AVG	TB	In20	LG	PUNTING	NO	YDS	AVG	TB	In20	LG
R. Camarillo	6	263	43.8	1	1	62	M. Buford	4	173	43.3	1	1	52

PUNT RET.	NO	FC	YDS	AVG	LG	TD	PUNT RET.	NO	FC	YDS	AVG	LG	TD
I. Fryar	2	0	22	11.0	12	0	K. Ortego	2	1	20	10.0	12	0
<b>Patriots:</b>	<b>2</b>	<b>0</b>	<b>22</b>	<b>11.0</b>	<b>12</b>	<b>0</b>	<b>Bears:</b>	<b>2</b>	<b>1</b>	<b>20</b>	<b>10.0</b>	<b>12</b>	<b>0</b>

KICKOFF RET.	NO	YDS	AVG	LG	TD	KICKOFF RET.	NO	YDS	AVG	LG	TD
S. Starring	7	153	21.9	36	0	W. Gault	4	49	12.3	18	0
<b>Patriots:</b>	<b>7</b>	<b>153</b>	<b>21.9</b>	<b>36</b>	<b>0</b>	<b>Bears:</b>	<b>4</b>	<b>49</b>	<b>12.3</b>	<b>18</b>	<b>0</b>

PASSING	A	C	YDS	PCT.	TD	I	LG	S/YD	RATING
S. Grogan	30	17	177	56.7	1	2	24	4/33	57.2
T. Eason	6	0	0	0.0	0	0	0	3/28	39.6
<b>Patriots:</b>	<b>36</b>	<b>17</b>	<b>177</b>	<b>47.2</b>	<b>1</b>	<b>2</b>	<b>24</b>	<b>7/61</b>	<b>48.0</b>

PASSING	A	C	YDS	PCT.	TD	I	LG	S/YD	RATING
J. McMahon	20	12	256	60.0	0	0	60	1/3	104.2
W. Fuller	4	0	0	0.0	0	0	0	1/11	39.6
W. Perry	0	0	0	0.0	0	0	0	1/1	--
<b>Bears:</b>	<b>24</b>	<b>12</b>	<b>256</b>	<b>50.0</b>	<b>0</b>	<b>0</b>	<b>60</b>	<b>3/15</b>	<b>88.2</b>

TEAM STATISTICS	CHI	NE
<b>TOTAL FIRST DOWNS</b>	<b>23</b>	<b>12</b>
By Rushing	13	1
By Passing	9	10
By Penalty	1	1
Third Down: Md/Att.	7/14	1/10
Third Down: Eff.	50%	10%
<b>TOTAL NET YARDS</b>	<b>408</b>	<b>123</b>
Total Offensive Plays	76	54
Average Per Play	5.4	2.3
<b>NET YARDS RUSHING</b>	<b>167</b>	<b>7</b>
Total Rushing Plays	49	11
Avg. per Rush	3.4	0.6
<b>NET YARDS PASSING</b>	<b>241</b>	<b>116</b>
Sacked/Yards Lost	3/15	7/61
Gross Yards Passing	256	177
Att.-Comp.-I	24-12-0	36-17-2
Completion Pct.	50.0	47.2
<b>PUNTS/AVERAGE</b>	<b>4/43.4</b>	<b>6/43.8</b>
<b>PENALTIES/YARDS</b>	<b>7/40</b>	<b>5/35</b>
<b>FUMBLES/BALLS LOST</b>	<b>3/2</b>	<b>4/4</b>
<b>FIELD GOALS</b>	<b>28,24,24</b>	<b>36</b>

## NE PATRIOTS STARTING LINEUP

WR	S. Morgan	DE	G. Veris
T	B. Holloway	NT	L. Williams
G	J. Hannah	DE	J. Adams
C	P. Brock	LB	A. Tippett
G	R. Wooten	LB	S. Nelson
T	S. Moore	LB	L. McGrew
TE	L. Dawson	LB	D. Blackmon
WR	S. Starring	CB	R. Lippett
QB	T. Eason	CB	R. Clayborn
RB	T. Collins	S	R. James
FB	C. James	S	F. Marion

## CHICAGO BEARS STARTING LINEUP

WR	W. Gault	DE	D. Hampton
T	J. Covert	DL	S. McMichael
G	M. Bortz	DL	W. Perry
C	J. Hilgenberg	DE	R. Dent
G	T. Thayer	LB	O. Wilson
T	K. VanHorne	LB	M. Singletary
TE	E. Moorehead	LB	W. Marshall
WR	D. McKinnon	CB	M. Richardson
QB	J. McMahon	CB	L. Frazier
RB	W. Payton	S	D. Duerson
FB	M. Suhey	S	G. Fencik

## GAME NOTES

- This game marked the Patriots' first trip to the Super Bowl and the team's first title game appearance in 22 years.
- New England scored the quickest points in Super Bowl history when K Tony Franklin booted a 36-yard field goal 1:19 into the contest.

# SUPER BOWL XXXI

SUPER BOWL XXXI • GREEN BAY 35, NEW ENGLAND 21 • Louisiana Superdome

January 26, 1997 • Weather: Indoors • Attendance - 72,301

	<b>1</b>	<b>2</b>	<b>3</b>	<b>4</b>	<b>OT</b>	<b>F</b>
New England Patriots	14	0	7	0	--	21
Green Bay Packers	10	17	8	0	--	35

TEAM	Q	PLAY	SCORE	
			Visitor	Home
GB	1	A. Rison 54 yd pass from B. Favre (C. Jacke kick)	0	7
GB	1	C. Jacke 37 yd field goal	0	10
NE	1	K. Byars 1 yd pass from D. Bledsoe (A. Vinatieri kick)	7	10
NE	1	B. Coates 4 yd pass from D. Bledsoe (A. Vinatieri kick)	14	10
GB	2	A. Freeman 81 yd pass from B. Favre (C. Jacke kick)	14	17
GB	2	C. Jacke 31 yd field goal	14	20
GB	2	B. Favre 2 yd run (C. Jacke kick)	14	27
NE	3	C. Martin 18 yd run (A. Vinatieri kick)	21	27
GB	3	D. Howard 99 yd kickoff return (M. Chmura-B. Favre pass)	21	35

## FINAL INDIVIDUAL STATISTICS

RUSHING	NO	YDS	AVG	LG	TD	RUSHING	NO	YDS	AVG	LG	TD
C. Martin	11	42	3.8	18t	1	D. Levens	14	61	4.4	12	0
D. Bledsoe	1	1	1.0	1	0	E. Bennett	17	40	2.4	10	0
D. Meggett	1	0	0	0	0	B. Favre	4	12	3.0	12	1
<b>Patriots:</b>	<b>13</b>	<b>43</b>	<b>3.3</b>	<b>18t</b>	<b>1</b>	W. Henderson	1	2	2.0	2	0
						<b>Packers:</b>	<b>36</b>	<b>115</b>	<b>3.2</b>	<b>12</b>	<b>1</b>

RECEIVING	NO	YDS	AVG	LG	TD	RECEIVING	NO	YDS	AVG	LG	TD
B. Coates	6	67	11.2	19	1	A. Freeman	3	105	35.0	81t	1
T. Glenn	4	62	15.5	44	0	D. Levens	3	23	7.7	14	0
K. Byars	4	42	10.5	32	1	A. Rison	2	77	38.5	54t	1
S. Jefferson	3	34	11.3	14	0	W. Henderson	2	14	7.0	8	0
C. Martin	3	28	9.3	20	0	M. Chmura	2	13	6.5	8	0
D. Meggett	3	8	2.7	5	0	K. Jackson	1	10	10.0	10	0
V. Brisby	2	12	6.0	7	0	E. Bennett	1	4	4.0	4	0
<b>Patriots:</b>	<b>25</b>	<b>253</b>	<b>10.1</b>	<b>44</b>	<b>2</b>	<b>Packers:</b>	<b>14</b>	<b>246</b>	<b>17.6</b>	<b>81t</b>	<b>2</b>

INTERCEPTIONS	NO	YDS	AVG	LG	TD	INTERCEPTIONS	NO	YDS	AVG	LG	TD
None						B. Williams	1	16	16.0	16	0
						M. Prior	1	8	8.0	8	0
						D. Evans	1	0	0	0	0
						C. Newsome	1	0	0	0	0
						<b>Packers:</b>	<b>4</b>	<b>24</b>	<b>6.0</b>	<b>16</b>	<b>0</b>

PUNTING	NO	YDS	AVG	TB	In20	LG	PUNTING	NO	YDS	AVG	TB	In20	LG
T. Tupa	8	361	45.1	0	3	53	C. Hentrich	7	299	42.7	0	1	58

PUNT RET.	NO	FC	YDS	AVG	LG	TD	PUNT RET.	NO	FC	YDS	AVG	LG	TD
D. Meggett	4	2	30	7.5	20	0	D. Howard	6	1	90	15.0	34	0
[DOWNED]	1						[OUT OF BOUNDS]	1					
<b>Patriots:</b>	<b>4</b>	<b>2</b>	<b>30</b>	<b>7.5</b>	<b>20</b>	<b>0</b>	<b>Packers:</b>	<b>6</b>	<b>1</b>	<b>90</b>	<b>15.0</b>	<b>34</b>	<b>0</b>

KICKOFF RET.	NO	YDS	AVG	LG	TD	KICKOFF RET.	NO	YDS	AVG	LG	TD
D. Meggett	5	117	23.4	26	0	D. Howard	4	154	38.5	99t	1
H. Graham	1	18	18.0	18	0	<b>Packers:</b>	<b>4</b>	<b>154</b>	<b>38.5</b>	<b>99t</b>	<b>1</b>
<b>Patriots:</b>	<b>6</b>	<b>135</b>	<b>22.5</b>	<b>26</b>	<b>0</b>						

PASSING	A	C	YDS	PCT.	TD	I	LG	S/YD	RATING
D. Bledsoe	48	25	253	52.1	2	4	44	5/39	46.6
<b>Patriots:</b>	<b>48</b>	<b>25</b>	<b>253</b>	<b>52.1</b>	<b>2</b>	<b>4</b>	<b>44</b>	<b>5/39</b>	<b>46.6</b>

PASSING	A	C	YDS	PCT.	TD	I	LG	S/YD	RATING
B. Favre	27	14	246	51.9	2	0	81t	5/38	107.9
<b>Packers:</b>	<b>27</b>	<b>14</b>	<b>246</b>	<b>51.9</b>	<b>2</b>	<b>0</b>	<b>81t</b>	<b>5/38</b>	<b>107.9</b>

TEAM STATISTICS	NE	GB
<b>TOTAL FIRST DOWNS</b>	<b>16</b>	<b>16</b>
By Rushing	3	8
By Passing	12	6
By Penalty	1	2
Third Down: Md/Att.	4/14	3/15
Third Down: Eff.	29%	20%
<b>TOTAL NET YARDS</b>	<b>257</b>	<b>323</b>
Total Offensive Plays	66	68
Avg. per Play	3.9	4.8
<b>NET YARDS RUSHING</b>	<b>43</b>	<b>115</b>
Total Rushing Plays	13	36
Avg. per Rush	3.3	3.2
<b>NET YARDS PASSING</b>	<b>214</b>	<b>208</b>
Sacked/Yards Lost	5/39	5/38
Gross Yards Passing	253	246
Att.-Comp.-Int	48-25-4	27-14-0
Completion Pct.	52.1	51.9
<b>PUNTS/AVERAGE</b>	<b>8/45.1</b>	<b>7/42.7</b>
<b>PENALTIES/YARDS</b>	<b>2/22</b>	<b>3/41</b>
<b>FUMBLES/BALLS LOST</b>	<b>0/0</b>	<b>0/0</b>
<b>FIELD GOALS</b>	None	<b>37,3147</b>

## NE PATRIOTS STARTING LINEUP

WR S. Jefferson	DE F. Collins
T B. Armstrong	DL M. Wheeler
G W. Roberts	DL P. Sagapolutele
C D. Wohlabaugh	DE W. McGinest
G T. Rucci	LB C. Slade
T M. Lane	LB T. Johnson
TE B. Coates	LB T. Collins
WR T. Glenn	CB T. Law
QB D. Bledsoe	CB O. Smith
RB C. Martin	S L. Milloy
FB K. Byars	S W. Clay

## GREEN BAY PACKERS STARTING LINEUP

WR A. Freeman	LE R. White
T B. Wilkerson	DT S. Dotson
G A. Taylor	NT Gi. Brown
C F. Winters	DE S. Jones
G A. Timmerman	LB W. Simmons
T E. Dotson	LB R. Cox
TE M. Chmura	LB B. Williams
WR A. Rison	CB C. Newsome
QB B. Favre	CB D. Evans
RB E. Bennett	S L. Butler
RB W. Henderson	S E. Robinson

## GAME NOTES

- The Patriots were within six points (27-21) in the third quarter, but Green Bay's four interceptions and a kickoff return for a touchdown helped the Packers to victory.
- The two teams combined for a Super Bowl record 24 points in the first quarter. (New England - 14; Green Bay - 10)
- Green Bay's Desmond Howard became the first special teams player to be awarded the Super Bowl MVP trophy.

# SUPER BOWL XXXVI

SUPER BOWL XXXVI • NEW ENGLAND 20, ST. LOUIS 17 • Louisiana Superdome

February 3, 2002 • Weather: Indoors • Attendance - 72,922

	1	2	3	4	OT	F
St. Louis Rams	3	0	0	14	--	17
New England Patriots	0	14	3	3	--	20

		SCORE	
TEAM	Q PLAY	Visitor	Home
STL	1 J. Wilkins 50 yd field goal	3	0
NE	2 T. Law 47 yd interception return (A. Vinatieri kick)	3	7
NE	2 D. Patten 8 yd pass from T. Brady (A. Vinatieri kick)	3	14
NE	3 A. Vinatieri 37 yd field goal	3	17
STL	4 K. Warner 2 yd run (J. Wilkins kick)	10	17
STL	4 R. Proehl 26 yd pass from K. Warner (J. Wilkins kick)	17	17
NE	4 A. Vinatieri 48 yd field goal	17	20

## FINAL INDIVIDUAL STATISTICS

RUSHING	NO	YDS	AVG	LG	TD	RUSHING	NO	YDS	AVG	LG	TD
M. Faulk	17	76	4.5	15	0	A. Smith	18	92	5.1	17	0
K. Warner	3	6	2.0	5	1	D. Patten	1	22	22.0	22	0
A. Hakim	1	5	5.0	5	0	K. Faulk	2	15	7.5	8	0
J. Hodgins	1	3	3.0	3	0	M. Edwards	2	5	2.5	3	0
Rams:	22	90	4.1	15	1	T. Brady	1	3	3.0	3	0
						J. Redmond	1	-4	-4.0	-4	0
						Patriots:	25	133	5.3	22	0

RECEIVING	NO	YDS	AVG	LG	TD	RECEIVING	NO	YDS	AVG	LG	TD
A. Hakim	5	90	18.0	29	0	T. Brown	6	89	14.8	23	0
I. Bruce	5	56	11.2	22	0	J. Redmond	3	24	8.0	11	0
T. Holt	5	49	9.8	18	0	J. Wiggins	2	14	7.0	8	0
M. Faulk	4	54	13.5	22	0	M. Edwards	2	7	3.5	5	0
R. Proehl	3	71	23.7	30	1	D. Patten	1	8	8.0	8t	1
J. Robinson	2	18	9.0	12	0	A. Smith	1	4	4.0	4	0
E. Conwell	2	8	4.0	9	0	K. Faulk	1	-1	-1.0	-1	0
Y. Murphy	1	11	11.0	11	0	Patriots:	16	145	9.1	23	1
J. Hodgins	1	8	8.0	8	0						
Rams:	28	365	13.0	30	1						

INTERCEPTIONS	NO	YDS	AVG	LG	TD	INTERCEPTIONS	NO	YDS	AVG	LG	TD
None						T. Law	1	47	47.0	47t	1
						O. Smith	1	30	30.0	0	0
						Patriots:	2	77	38.5	47t	1

PUNTING	NO	YDS	AVG	TB	In20	LG	PUNTING	NO	YDS	AVG	TB	In20	LG
J. Baker	4	159	39.8	1	3	49	K. Walter	8	345	43.1	4	2	53

PUNT RET.	NO	FC	YDS	AVG	LG	TD	PUNT RET.	NO	FC	YDS	AVG	LG	TD
D. Bly	3	2	6	2.0	7	0	T. Brown	1	1	4	4.0	4	0
[OUT OF BOUNDS]	1						[OUT OF BOUNDS]	1					
[TOUCHBACK]	1						[TOUCHBACK]	1					
Rams:	3	2	6	2.0	7	0	Patriots:	1	1	4	4.0	4	0

KICKOFF RET.	NO	YDS	AVG	LG	TD	KICKOFF RET.	NO	YDS	AVG	LG	TD
Y. Murphy	3	81	27.0	38	0	P. Pass	3	85	28.3	35	0
M. Faulk	1	1	1.0	1	0	T. Brown	1	15	15.0	15	0
Rams:	4	82	20.5	38	0	Patriots:	4	100	25.0	35	0

PASSING	A	C	YDS	PCT	TD	I	LG	S/YD	RATING
K. Warner	44	28	365	63.6	1	2	30	3/28	78.3
Rams:	44	28	365	63.6	1	2	30	3/28	78.3

PASSING	A	C	YDS	PCT	TD	I	LG	S/YD	RATING
T. Brady	27	16	145	59.3	1	0	23	1/7	86.2
K. Faulk	0	0	0	0.0	0	0	0	1/4	--
Patriots:	27	16	145	59.3	1	0	23	2/11	86.2

TEAM STATISTICS	STL	NE
<b>TOTAL FIRST DOWNS</b>	<b>26</b>	<b>15</b>
By Rushing	7	6
By Passing	16	8
By Penalty	3	1
Third Down: Md/Att.	5/13	2/11
Third Down: Eff.	38%	18%
<b>TOTAL NET YARDS</b>	<b>427</b>	<b>267</b>
Total Offensive Plays	69	54
Avg. per Play	6.2	4.9
<b>NET YARDS RUSHING</b>	<b>90</b>	<b>133</b>
Total Rushing Plays	22	25
Avg. per Rush	4.1	5.3
<b>NET YARDS PASSING</b>	<b>337</b>	<b>134</b>
Sacked/Yards Lost	3/28	2/11
Gross Yards Passing	365	145
Att.-Comp.-Int	44-28-2	27-16-0
Completion Pct.	63.6	59.3
<b>PUNTS/AVERAGE</b>	<b>4/39.8</b>	<b>8/43.1</b>
<b>PENALTIES/YARDS</b>	<b>6/39</b>	<b>5/31</b>
<b>FUMBLES/BALLS LOST</b>	<b>2/1</b>	<b>0/0</b>
<b>FIELD GOALS</b>	<b>50, 52</b>	<b>37, 48</b>

## NE PATRIOTS STARTING LINEUP

WR T. Brown	LE B. Hamilton
LT M. Light	DT B. Mitchell
LG M. Compton	DT R. Seymour
C D. Woody	RE A. Pleasant
RG J. Andruzzi	LLB M. Vrabel
RT G. Robinson-Randall	MLB T. Bruschi
TE J. Wiggins	RLB R. Phifer
WR D. Patten	LCB T. Law
QB T. Brady	RCB O. Smith
FB M. Edwards	SS L. Milloy
RB A. Smith	FS T. Jones

## ST. LOUIS RAMS STARTING LINEUP

WR T. Holt	LE C. Ahanotu
LT O. Pace	DT B. Young
LG T. Nutton	DT J. Zgonina
C A. McCollum	RE G. Wistrom
RG A. Timmerman	LLB D. Davis
RT R. Jones	MLB L. Fletcher
TE E. Conwell	RLB T. Polley
WR I. Bruce	LCB A. Williams
QB K. Warner	RCB D. McClellan
FB J. Hodgins	SS A. Archuleta
RB M. Faulk	FS K. Herring

## GAME NOTES

- The Patriots won the first Super Bowl in their 42-year history with their 20-17 win over the Rams.
- Patriots kicker Adam Vinatieri kicked the first last second, game-winning field goal in Super Bowl history as his 48-yard kick sailed through the goalposts as time expired.
- The Patriots defense forced three St. Louis turnovers and converted them into two touchdowns and a field goal.

# SUPER BOWL XXXVIII

SUPER BOWL XXXVIII • NEW ENGLAND 32, CAROLINA 29 • Reliant Stadium

February 1, 2004 • Weather: Indoors • Attendance - 71,525

	1	2	3	4	OT	F
Carolina Panthers	0	10	0	19	--	29
New England Patriots	0	14	0	18	--	32

TEAM	Q	PLAY	SCORE	
			Visitor	Home
NE	2	D. Branch 5 yd pass from T. Brady (A. Vinatieri kick)	0	7
CAR	2	S. Smith 39 yd pass from J. Delhomme (J. Kasay kick)	7	7
NE	2	D. Givens 5 yd pass from T. Brady (A. Vinatieri kick)	7	14
CAR	2	J. Kasay 50 yd field goal	10	14
NE	4	A. Smith 2 yd run (A. Vinatieri kick)	10	21
CAR	4	D. Foster 33 yd run (pass failed)	16	21
CAR	4	M. Muhammad 85 yd pass from J. Delhomme (pass failed)	22	21
NE	4	M. Vrabel 1 yd pass from T. Brady (K. Faulk run)	22	29
CAR	4	R. Proehl 12 yd pass from J. Delhomme (J. Kasay kick)	29	29
NE	4	A. Vinatieri 41 yd field goal	29	32

## FINAL INDIVIDUAL STATISTICS

RUSHING	NO	YDS	AVG	LG	TD	RUSHING	NO	YDS	AVG	LG	TD
S. Davis	13	49	3.8	21	0	A. Smith	26	83	3.2	9	1
D. Foster	3	43	14.3	33t	1	K. Faulk	6	42	7	23	0
<b>Panthers:</b>	<b>16</b>	<b>92</b>	<b>5.8</b>	<b>33t</b>	<b>1</b>	T. Brady	2	12	6	12	0
						T. Brown	1	-10	-10	-10	0
						<b>Patriots:</b>	<b>35</b>	<b>127</b>	<b>3.6</b>	<b>23</b>	<b>1</b>

RECEIVING	NO	YDS	AVG	LG	TD	RECEIVING	NO	YDS	AVG	LG	TD
M. Muhammad	4	140	35.0	85t	1	D. Branch	10	143	14.3	52	1
S. Smith	4	80	20.0	39t	1	T. Brown	8	76	9.5	13	0
R. Proehl	4	71	17.8	31	1	D. Givens	5	69	13.8	25	1
J. Wiggins	2	21	10.5	15	0	D. Graham	4	46	11.5	33	0
D. Foster	1	9	9.0	9	0	K. Faulk	4	19	4.8	7	0
K. Mangum	1	2	2.0	2	0	M. Vrabel	1	1	1	1	1
<b>Panthers:</b>	<b>16</b>	<b>323</b>	<b>20.2</b>	<b>85</b>	<b>3</b>	<b>Patriots:</b>	<b>32</b>	<b>354</b>	<b>11.1</b>	<b>52</b>	<b>3</b>

INTERCEPTIONS	NO	YDS	AVG	LG	TD	INTERCEPTIONS	NO	YDS	AVG	LG	TD
R. Howard	1	12	12.0	12	0	None					

PUNTING	NO	YDS	AVG	TB	IN20	LG	PUNTING	NO	YDS	AVG	TB	IN20	LG
T. Sauerbrun	7	310	44.3	0	1	51	K. Walter	5	173	34.6	0	2	51

PUNT RET.	NO	FC	YDS	AVG	LG	TD	PUNT RET.	NO	FC	YDS	AVG	LG	TD
S. Smith	1	1	2	2.0	2	0	T. Brown	4	1	40	10.0	28	0
[DOWNED]	1						D. Branch	1	1	2	2.0	2	0
<b>Panthers:</b>	<b>1</b>	<b>1</b>	<b>2</b>	<b>2.0</b>	<b>2</b>	<b>0</b>	<b>Patriots:</b>	<b>5</b>	<b>2</b>	<b>42</b>	<b>8.4</b>	<b>28</b>	<b>0</b>

KICKOFF RET.	NO	YDS	AVG	LG	TD	KICKOFF RET.	NO	YDS	AVG	LG	TD
R. Smart	4	74	18.5	22	0	B. Johnson	4	78	19.5	29	0
S. Smith	1	30	30.0	30	0	[OUT OF BOUNDS]	1				
K. Mangum	1	12	12.0	12	0	<b>Patriots:</b>	<b>4</b>	<b>78</b>	<b>19.5</b>	<b>29</b>	<b>0</b>
<b>Panthers:</b>	<b>6</b>	<b>116</b>	<b>19.3</b>	<b>30</b>	<b>0</b>						

PASSING	A	C	YDS	PCT	TD	I	LG	S/YD	RATING
J. Delhomme	33	16	323	48.5	3	0	85	4/28	113.6
<b>Panthers:</b>	<b>33</b>	<b>16</b>	<b>323</b>	<b>48.5</b>	<b>3</b>	<b>0</b>	<b>85</b>	<b>4/28</b>	<b>113.6</b>

PASSING	A	C	YDS	PCT	TD	I	LG	S/YD	RATING
T. Brady	48	32	354	66.7	3	1	52	0/0	100.5
<b>Patriots:</b>	<b>48</b>	<b>32</b>	<b>354</b>	<b>66.7</b>	<b>3</b>	<b>1</b>	<b>52</b>	<b>0/0</b>	<b>100.5</b>

TEAM STATISTICS	CAR	NE
<b>TOTAL FIRST DOWNS</b>	<b>17</b>	<b>29</b>
By Rushing	3	7
By Passing	12	19
By Penalty	2	3
Third Down: Md/Att.	4/12	8/17
Third Down: Eff.	33%	47%
<b>TOTAL NET YARDS</b>	<b>387</b>	<b>481</b>
Total Offensive Plays	53	83
Avg. per Play	7.3	5.8
<b>NET YARDS RUSHING</b>	<b>92</b>	<b>127</b>
Total Rushing Plays	16	35
Avg. Per Rush	5.8	3.6
<b>NET YARDS PASSING</b>	<b>295</b>	<b>354</b>
Sacked/Yards Lost	4/28	0/0
Gross Yards Passing	323	354
Att.-Comp.-Int	33-16-0	48-32-1
Completion Pct.	48.5	66.7
<b>PUNTS/AVERAGE</b>	<b>7/44.3</b>	<b>5/34.6</b>
<b>PENALTIES/YARDS</b>	<b>12/73</b>	<b>8/60</b>
<b>FUMBLES/BALLS LOST</b>	<b>1/1</b>	<b>1/0</b>
<b>FIELD GOALS</b>	<b>50</b>	<b>31,36,41</b>

## NE PATRIOTS STARTING LINEUP

WR D. Branch	LE B. Hamilton
LT M. Light	NT T. Washington
LG R. Hochstein	RE R. Seymour
C D. Koppen	OLB W. McGinest
RG J. Andruzzi	ILB T. Bruschi
RT T. Ashworth	ILB R. Phifer
TE D. Graham	OLB M. Vrabel
WR T. Brown	LCB T. Law
QB T. Brady	RCB T. Poole
RB A. Smith	S E. Wilson
FB L. Centers	S R. Harrison

## CAROLINA PANTHERS STARTING LINEUP

WR M. Muhammad	LDE J. Peppers
LT T. Steussie	LDT B. Buckner
LG J. James	RDT K. Jenkins
C J. Mitchell	RDE M. Rucker
RG K. Donnalley	SLB G. Favors
RT J. Gross	MLB D. Morgan
TE J. Wiggins	WLB W. Witherspoon
WR S. Smith	LCB R. Manning
QB J. Delhomme	RCB R. Howard
FB B. Hoover	SS M. Minter
RB S. Davis	FS D. Grant

## GAME NOTES

- The Patriots won the Super Bowl for the second time in three seasons with a thrilling 32-29 win over the Panthers.
- Adam Vinatieri nailed a 41-yard field goal with four seconds left to give the Patriots the last-second victory.
- Deion Branch's 10 receptions were the second most in Super Bowl history, and MVP Tom Brady's 32 completions set a Super Bowl record.

# SUPER BOWL XXXIX

SUPER BOWL XXXIX • NEW ENGLAND 24, PHILADELPHIA 21 • Alltel Stadium

February 6, 2005 • 59 degrees; Clear; Wind N 12 mph • Attendance - 78,125

	1	2	3	4	OT	F
New England Patriots	0	7	7	10	--	24
Philadelphia Eagles	0	7	7	7	--	21

TEAM	Q	PLAY	SCORE	
			Visitor	Home
PHI	2	L. Smith 6 yd pass from D. McNabb (D. Akers kick)	0	7
NE	2	D. Givens 4 yd pass from T. Brady (A. Vinatieri kick)	7	7
NE	3	M. Vrabel 2 yd pass from T. Brady (A. Vinatieri kick)	14	7
PHI	3	B. Westbrook 10 yd pass from D. McNabb (D. Akers)	14	14
NE	4	C. Dillon 2 yd run (A. Vinatieri kick)	21	14
NE	4	A. Vinatieri 22 yd field goal	24	14
PHI	4	G. Lewis 30 yd pass from D. McNabb (D. Akers kick)	24	21

## FINAL INDIVIDUAL STATISTICS

RUSHING	NO	YDS	AVG	LG	TD	RUSHING	NO	YDS	AVG	LG	TD
C. Dillon	18	75	4.2	25	1	B. Westbrook	15	44	2.9	22	0
K. Faulk	8	38	4.8	12	0	D. Levens	1	1	1.0	1	0
P. Pass	1	0	0.0	0	0	D. McNabb	1	0	0.0	0	0
T. Brady	1	-1	-1.0	-1	0	Eagles:	17	45	2.6	22	0
<b>Patriots:</b>	<b>28</b>	<b>112</b>	<b>4.0</b>	<b>25</b>	<b>1</b>						

RECEIVING	NO	YDS	AVG	LG	TD	RECEIVING	NO	YDS	AVG	LG	TD
D. Branch	11	133	12.1	27	0	T. Owens	9	122	13.6	36	0
C. Dillon	3	31	10.3	16	0	B. Westbrook	7	60	8.6	15	1
D. Givens	3	19	6.3	13	1	T. Pinkston	4	82	20.5	40	0
K. Faulk	2	27	13.5	14	0	G. Lewis	4	53	13.3	30t	1
T. Brown	2	17	8.5	12	0	L. Smith	4	27	6.8	9	1
D. Graham	1	7	7.0	7	0	F. Mitchell	1	11	11.0	11	0
M. Vrabel	1	2	2.0	2t	1	J. Parry	1	2	2.0	2	0
<b>Patriots:</b>	<b>23</b>	<b>236</b>	<b>10.3</b>	<b>27</b>	<b>2</b>	<b>Eagles:</b>	<b>30</b>	<b>357</b>	<b>11.9</b>	<b>40</b>	<b>3</b>

INTERCEPTIONS	NO	YDS	AVG	LG	TD	INTERCEPTIONS	NO	YDS	AVG	LG	TD
R. Harrison	2	5	2.5	6	0	None					
T. Bruschi	1	0	0.0	0	0						
<b>Patriots:</b>	<b>3</b>	<b>5</b>	<b>1.7</b>	<b>6</b>	<b>0</b>						

PUNTING	NO	YDS	AVG	TB	IN20	LG	PUNTING	NO	YDS	AVG	TB	IN20	LG
J. Miller	7	316	45.1	0	3	50	D. Johnson	5	214	42.8	0	1	52

PUNT RET.	NO	FC	YDS	AVG	LG	TD	PUNT RET.	NO	FC	YDS	AVG	LG	TD
T. Brown	3	1	12	4.0	8	0	B. Westbrook	3	0	19	6.3	10	0
B. Johnson	1	0	14	14.0	14	0	L. Sheppard	0	2	0	0.0	0	0
<b>Patriots:</b>	<b>4</b>	<b>1</b>	<b>26</b>	<b>6.5</b>	<b>14</b>	<b>0</b>	<b>Eagles:</b>	<b>3</b>	<b>2</b>	<b>19</b>	<b>6.3</b>	<b>10</b>	<b>0</b>

KICKOFF RET.	NO	YDS	AVG	LG	TD	KICKOFF RET.	NO	YDS	AVG	LG	TD
B. Johnson	2	44	22.0	26	0	J. Reed	4	82	20.5	26	0
P. Pass	1	17	17.0	17	0	R. Hood	1	32	32.0	32	0
C. Fauria	1	2	2.0	2	0	<b>Eagles:</b>	<b>5</b>	<b>114</b>	<b>22.8</b>	<b>32</b>	<b>0</b>
<b>Patriots:</b>	<b>4</b>	<b>63</b>	<b>15.8</b>	<b>26</b>	<b>0</b>						

PASSING	A	C	YDS	PCT	TD	I	LG	S/YD	RATING
T. Brady	33	23	236	69.7	2	0	27	2/17	110.2
<b>Patriots:</b>	<b>33</b>	<b>23</b>	<b>236</b>	<b>69.7</b>	<b>2</b>	<b>0</b>	<b>27</b>	<b>2/17</b>	<b>110.2</b>

PASSING	A	C	YDS	PCT	TD	I	LG	S/YD	RATING
D. McNabb	51	30	357	58.8	3	3	40	4/33	75.4
<b>Eagles:</b>	<b>51</b>	<b>30</b>	<b>357</b>	<b>58.8</b>	<b>3</b>	<b>3</b>	<b>40</b>	<b>4/33</b>	<b>75.4</b>

TEAM STATISTICS	NE	PHI
<b>TOTAL FIRST DOWNS</b>	<b>21</b>	<b>24</b>
By Rushing	6	4
By Passing	14	18
By Penalty	1	2
Third Down: Md/Att.	4/12	9/16
Third Down: Eff.	33%	56%
<b>TOTAL NET YARDS</b>	<b>331</b>	<b>369</b>
Total Offensive Plays	63	72
Avg. per Play	5.3	5.1
<b>NET YARDS RUSHING</b>	<b>112</b>	<b>45</b>
Total Rushing Plays	28	17
Avg. Per Rush	4.0	2.6
<b>NET YARDS PASSING</b>	<b>219</b>	<b>324</b>
Sacked/Yards Lost	2/17	4/33
Gross Yards Passing	236	357
Att.-Comp.-Int	33-23-0	51-30-3
Completion Pct.	69.7	58.8
<b>PUNTS/AVERAGE</b>	<b>7/45.1</b>	<b>5/42.8</b>
<b>PENALTIES/YARDS</b>	<b>7/47</b>	<b>3/35</b>
<b>FUMBLES/BALLS LOST</b>	<b>1/1</b>	<b>2/1</b>
<b>FIELD GOALS</b>	<b>22</b>	

## NE PATRIOTS STARTING LINEUP

WR D. Branch	DE J. Green
LT M. Light	NT V. Wilfork
LG J. Andruzzi	OLB R. Colvin
C D. Koppen	OLB W. McGinest
RG S. Neal	ILB T. Bruschi
RT B. Gorin	ILB R. Phifer
TE D. Graham	OLB M. Vrabel
WR D. Givens	LCB R. Gay
QB T. Brady	RCB A. Samuel
RB C. Dillon	FS E. Wilson
FB P. Pass	SS R. Harrison

## PHILADELPHIA EAGLES STARTING LINEUP

WR T. Owens	LDE D. Burgess
LT T. Thomas	LDT C. Simon
LG A. Hicks	RDT D. Walker
C H. Fraley	RDE J. Kears
RG J. Mayberry	SLB D. Jones
RT J. Runyan	MLB J. Trotter
TE L. Smith	WLB K. Adams
WR T. Pinkston	LCB L. Sheppard
QB D. McNabb	RCB S. Brown
FB J. Parry	SS M. Lewis
RB B. Westbrook	FS B. Dawkins

## GAME NOTES

- The Patriots joined the Dallas Cowboys as the only NFL teams to win three Super Bowls in a four-year span.
- Deion Branch was named Super Bowl MVP after tying the Super Bowl record with 11 receptions.
- The Patriots defense forced four Eagles turnovers, including Rodney Harrison's game-clinching interception in the final minute.



# SUPER BOWL XLII

SUPER BOWL XLII • NEW YORK GIANTS 17, NEW ENGLAND 14 • U. of Phoenix Stadium  
February 3, 2008 • Weather: Indoors • Attendance - 71,101

	1	2	3	4	OT	F
New York Giants	3	0	0	14	--	17
New England Patriots	0	7	0	7	--	14

TEAM	Q	PLAY	SCORE	
			Visitor	Home
NYG	1	L.Tynes 32 yd. Field Goal	3	0
NE	2	L.Maroney 1 yd. run (S.Gostkowski kick)	3	7
NYG	4	D.Tyree 5 yd. pass from E.Manning (L.Tynes kick)	10	7
NE	4	R.Moss 6 yd. pass from T.Brady (S.Gostkowski kick)	10	14
NYG	4	P.Burruss 13 yd. pass from E.Manning (L.Tynes kick)	17	14

## FINAL INDIVIDUAL STATISTICS

RUSHING	NO	YDS	AVG	LG	TD	RUSHING	NO	YDS	AVG	LG	TD
A. Bradshaw	9	45	5	13	0	L. Maroney	14	36	2.6	9	1
B. Jacobs	14	42	3	7	0	K. Faulk	1	7	7	0	0
E. Manning	3	4	1.3	5	0	H. Evans	1	2	2	2	0
Giants:	26	91	3.5	13	0	Patriots:	16	45	2.8	9	1

RECEIVING	NO	YDS	AVG	LG	TD	RECEIVING	NO	YDS	AVG	LG	TD
A. Toomer	6	84	14	38	0	W. Welker	11	103	9.4	19	0
S. Smith	5	50	10	17	0	K. Faulk	7	52	7.4	14	0
D. Tyree	3	43	14.3	32	1	R. Moss	5	62	12.4	18	1
P. Burruss	2	27	13.5	14	1	D. Stallworth	3	34	11.3	18	0
K. Boss	1	45	45	45	0	L. Maroney	2	12	6	8	0
M. Hedgecock	1	3	3	3	0	K. Brady	1	3	3	3	0
A. Bradshaw	1	3	3	3	0	Patriots:	29	266	9.2	19	1
Giants:	19	255	13.4	45	2						

INTERCEPTIONS	NO	YDS	AVG	LG	TD	INTERCEPTIONS	NO	YDS	AVG	LG	TD
None						E. Hobbs	1	23	23	23	0

PUNTING	NO	YDS	AVG	TB	IN20	LG	PUNTING	NO	YDS	AVG	TB	IN20	LG
J. Feagles	4	156	39	0	2	55	C. Hanson	4	175	43.8	1	0	49

PUNT RET.	NO	FC	YDS	AVG	LG	TD	PUNT RET.	NO	FC	YDS	AVG	LG	TD
R. McQuarters	3	0	25	8.3	16	0	W. Welker	1	1	15	15	15	0
[TOUCHBACK]	1	0	0	0	0	0	K. Faulk	0	1	0	0	0	0
Giants:	3	25	8.3	0	16	0	[OUT OF BOUNDS]	1	0	0	0	0	0
							Patriots:	1	15	15	2	15	0

KICKOFF RET.	NO	YDS	AVG	LG	TD	KICKOFF RET.	NO	YDS	AVG	LG	TD
D. Hixon	2	39	19.5	25	0	L. Maroney	4	94	23.5	43	0
[OUT OF BOUNDS]	1	0	0	0	0						
Giants:	2	39	19.5	25	0						

PASSING	A	C	YDS	PCT	TD	I	LG	S/YD	RATING
E. Manning	34	19	255	55.9	2	1	45	3/8	87.3
Giants:	34	19	255	55.9	2	1	45	3/8	87.3

PASSING	A	C	YDS	PCT	TD	I	LG	S/YD	RATING
T. Brady	48	29	266	60.4	1	0	19	5/37	82.5
Patriots:	48	29	266	60.4	1	0	19	5/37	82.5

TEAM STATISTICS	NYG	NE
<b>TOTAL FIRST DOWNS</b>	<b>17</b>	<b>22</b>
By Rushing	4	3
By Passing	13	17
By Penalty	0	2
Third Down: Md/Att.	8/16	7/14
Third Down: Eff.	50%	50%
<b>TOTAL NET YARDS</b>	<b>338</b>	<b>274</b>
Total Offensive Plays	63	69
Avg. per Play	5.4	4.0
<b>NET YARDS RUSHING</b>	<b>91</b>	<b>45</b>
Total Rushing Plays	26	16
Avg. Per Rush	3.5	2.8
<b>NET YARDS PASSING</b>	<b>247</b>	<b>229</b>
Sacked/Yards Lost	3/8	5/37
Gross Yards Passing	255	266
Att.-Comp.-Int	34-19-1	48-29-0
Completion Pct.	55.9	60.4
<b>PUNTS/AVERAGE</b>	<b>4/39.0</b>	<b>4/43.8</b>
<b>PENALTIES/YARDS</b>	<b>4/36</b>	<b>5/35</b>
<b>FUMBLES/BALLS LOST</b>	<b>2/0</b>	<b>1/1</b>
<b>FIELD GOALS</b>	<b>3/2</b>	<b>3/2</b>

## NE PATRIOTS STARTING LINEUP

WR W. Welker	LE T. Warren
LT M. Light	NT V. Wilfork
LG D. Mankins	RE R. Seymour
C D. Koppen	OLB M. Vrabel
RG S. Neal	MLB T. Bruschi
RT N. Kaczur	OLB A. Thomas
TE B. Watson	LCB A. Samuel
WR R. Moss	RCB E. Hobbs
QB T. Brady	SS R. Harrison
RB L. Maroney	FS J. Sanders
2TE K. Brady	DB B. Meriweather

## NEW YORK GIANTS STARTING LINEUP

WR P. Burruss	LDE M. Strahan
LT D. Diehl	LDT B. Cofield
LG R. Seubert	RDT F. Robbins
C S. O'Hara	RDE O. Umenyiora
RG C. Sneek	SLB R. Torbor
RT M. McKenzie	MLB A. Pierce
TE K. Boss	WLB K. Mitchell
WR A. Toomer	LCB A. Ross
QB E. Manning	RCB C. Webster
RB B. Jacobs	SS Ja. Butler
2TE M. Matthews	FS G. Wilson

## GAME NOTES

- The Patriots entered the game with an unprecedented 18-0 record after completing a perfect regular season.
- New England held a 14-10 lead following Randy Moss's touchdown catch with 2:42 left in the game, but the Giants scored a game-winning touchdown with 35 seconds left.
- Wes Welker tied the Super Bowl record with 11 receptions.

# SUPER BOWL XLVI

SUPER BOWL XLVI • NEW YORK GIANTS 21, NEW ENGLAND 17 • Lucas Oil Stadium

February 5, 2012 • Weather: Indoors • Attendance - 68,658

	1	2	3	4	OT	F
New York Giants	9	0	6	6	--	21
New England Patriots	0	10	7	0	--	17

		SCORE	
		Visitor	Home
TEAM	Q	PLAY	
NYG	1	Penalty on T. Brady enforced in end zone for safety	2 0
NYG	1	V. Cruz 2 yd. pass from E. Manning (L. Tynes kick)	9 0
NE	2	S. Gostkowski 29 yd. Field Goal	9 3
NE	2	D. Woodhead 4 yd. pass from T. Brady (S. Gostkowski kick)	9 10
NE	3	A. Hernandez 12 yd. pass from T. Brady (S. Gostkowski kick)	9 17
NYG	3	L. Tynes 38 yd. Field Goal	12 17
NYG	3	L. Tynes 33 yd. Field Goal	15 17
NYG	4	A. Bradshaw 6 yd. run (run failed)	21 17

## FINAL INDIVIDUAL STATISTICS

RUSHING						RUSHING					
	NO	YDS	AVG	LG	TD		NO	YDS	AVG	LG	TD
A. Bradshaw	17	72	4.2	24	1	B. Green-Ellis	10	44	4.4	17	0
B. Jacobs	9	37	4.1	11	0	W. Welker	2	21	10.5	11	0
D. Ware	1	6	6.0	6	0	D. Woodhead	7	18	2.6	6	0
E. Manning	1	-1	-1.0	-1	0	Patriots:	19	83	4.4	17	0
Giants:	28	114	4.1	24	1						

RECEIVING						RECEIVING					
	NO	YDS	AVG	LG	TD		NO	YDS	AVG	LG	TD
H. Nicks	10	109	10.9	19	0	A. Hernandez	8	67	8.4	12t	1
M. Manningham	5	73	14.6	38	0	W. Welker	7	60	8.6	19	0
B. Pascoe	4	33	8.3	12	0	D. Woodhead	4	42	10.5	19	1
V. Cruz	4	25	6.3	8	1	D. Branch	3	45	15.0	19	0
A. Bradshaw	2	19	9.5	11	0	R. Gronkowski	2	26	13.0	20	0
H. Hynoski	2	19	9.5	13	0	B. Green-Ellis	2	15	7.5	8	0
J. Ballard	2	10	5.0	9	0	C. Ochocinco	1	21	21.0	21	0
D. Ware	1	8	8.0	8	0	Patriots:	27	276	10.2	21	2
Giants:	30	296	9.9	38	1						

INTERCEPTIONS						INTERCEPTIONS					
	NO	YDS	AVG	LG	TD		NO	YDS	AVG	LG	TD
C. Blackburn	1	0	0	0	0	None					

PUNTING						PUNTING					
	NO	YDS	AVG	TB	20 LG		NO	YDS	AVG	TB	20 LG
S. Weatherford	4	163	40.8	1	3 51	Z. Mesko	3	123	41.0	0	1 48

PUNT RET.							PUNT RET.						
	NO	FC	YDS	AVG	LG	TD		NO	FC	YDS	AVG	LG	TD
W. Blackmon	1	2	10	5.0	10	0	W. Welker	0	1	0	0	0	0
Giants:	1	2	10	5.0	10	0	[DOWNED]	1	0	0	0	0	0
							[OUT OF BOUNDS]	1	0	0	0	0	0
							[TOUCHBACK]	1	0	0	0	0	0
							Patriots:	0	1	0	0	0	0

KICKOFF RET.						KICKOFF RET.					
	NO	YDS	AVG	LG	TD		NO	YDS	AVG	LG	TD
J. Jernigan	3	71	23.7	34	0	J. Edelman	3	73	24.3	31	0
W. Blackmon	1	4	4.0	4	0	[TOUCHBACK]	2				
[TOUCHBACK]	1	0	0	0	0	Patriots:	3	73	24.3	31	0
Giants:	4	75	18.8	34	0						

PASSING						PASSING					
	A	C	YDS	PCT	TD	I	LG	S/YD	RATING		
E. Manning	40	30	296	75.0	1	0	38	3/14	103.8		
Giants:	40	30	296	75.0	1	0	38	3/14	103.8		

PASSING						PASSING					
	A	C	YDS	PCT	TD	I	LG	S/YD	RATING		
T. Brady	41	27	276	65.9	2	1	21	2/10	91.1		
Patriots:	41	27	276	65.9	2	1	21	2/10	91.1		

TEAM STATISTICS		NYG	NE
<b>TOTAL FIRST DOWNS</b>		<b>26</b>	<b>21</b>
By Rushing		7	6
By Passing		18	15
By Penalty		1	0
Third Down: Md/Att.		5/11	6/12
Third Down: Eff.		45%	50%
<b>TOTAL NET YARDS</b>		<b>396</b>	<b>349</b>
Total Offensive Plays		71	62
Avg. per Play		5.6	5.6
<b>NET YARDS RUSHING</b>		<b>114</b>	<b>83</b>
Total Rushing Plays		28	19
Avg. Per Rush		4.1	4.4
<b>NET YARDS PASSING</b>		<b>282</b>	<b>266</b>
Sacked/Yards Lost		3/14	2/10
Gross Yards Passing		296	276
Att.-Comp.-Int		40-30-0	41-27-1
Completion Pct.		75.0	65.9
<b>PUNTS/AVERAGE</b>		<b>4/40.8</b>	<b>3/41.0</b>
<b>PENALTIES/YARDS</b>		<b>4/24</b>	<b>5/28</b>
<b>FUMBLES/BALLS LOST</b>		<b>2/0</b>	<b>0/0</b>
<b>FIELD GOALS</b>		<b>38, 33</b>	<b>29</b>

## NE PATRIOTS STARTING LINEUP

WR	W. Welker	DT	V. Wilfork
LT	M. Light	NT	K. Love
LG	L. Mankins	DL	B. Deaderick
C	D. Connolly	OLB	T. White
RG	B. Waters	ILB	J. Mayo
RT	S. Vollmer	ILB	B. Spikes
TE	R. Gronkowski	OLB	R. Ninkovich
WR	D. Branch	LCB	D. McCourty
QB	T. Brady	RCB	K. Arrington
RB	B. Green-Ellis	S	J. Ihedigbo
2TE	N. Solder	S	P. Chung

## NEW YORK GIANTS STARTING LINEUP

WR	V. Cruz	LE	J. Tuck
LT	D. Diehl	LDT	L. Joseph
LG	K. Boothe	RDT	C. Canty
C	D. Baas	RE	J. Pierre-Paul
RG	C. Snee	MLB	C. Blackburn
RT	M. McKenzie	WLB	M. Boley
TE	J. Ballard	LCB	C. Webster
WR	H. Nicks	RCB	A. Ross
QB	E. Manning	SS	K. Phillips
FB	H. Hynoski	FS	A. Rolle
RB	A. Bradshaw	S	D. Grant

## GAME NOTES

- QB Tom Brady and T Matt Light tied an NFL record by starting in their fifth Super Bowl. They join Cornelius Bennett, John Elway and Charles Haley.
- Brady passed for 276 yards against the Giants in the Super Bowl to become the all-time leading passer in Super Bowl history with 1,277 passing yards.
- Brady threw two touchdown passes against the Giants to increase his Super Bowl total to nine. Brady is tied for second with Terry Bradshaw, behind Joe Montana's 11 Super Bowl touchdown passes.
- Brady completed 16 straight pass completions to set a Super Bowl record. The previous record was by Joe Montana, who had 13 straight pass completions in Super Bowl 24.

Life's better  
when we're  
connected



to heroes



to gratitude



to community



to each other

The transition from military to civilian life can be surprisingly difficult for many of our troops. That's why it's critical for all of us to come together and support our service members and veterans.

Find out more about Bank of America's commitment at [bankofamerica.com/militarysupport](http://bankofamerica.com/militarysupport)

**Bank of America**  
Official Bank of the New England Patriots™



Bank of America Merrill Lynch Bank of America Merrill Lynch

New England Patriots trademarks, including Patriots logo, are the property of New England Patriots LLC, and are used pursuant to a licensing agreement with New England Patriots LLC. Bank of America and the Bank of America logo are registered trademarks of Bank of America Corporation. Bank of America, N.A. Member FDIC. © 2013 Bank of America Corporation. AR656F3B

# EXTRA POINTS





## 98.5 THE SPORTS HUB PATRIOTS RADIO NETWORK



**Bob Socci**



**Scott Zolak**

A new era in Patriots Radio history began in 2009, with the move of the game broadcasts to 98.5 The Sports Hub, Boston's new home for sports. The transition to Boston's new all-sports radio station ensured that Patriots fans would continue to hear every kick, block and tackle in stereo, and without static, in crystal-clear FM quality. Fans all over New England are able to tune in to any of the 37 stations on the Safety Insurance 98.5 The Sports Hub Patriots Radio Network, starting with Patriots Preview three hours before kickoff and capped off with Patriots Postgame for three hours after the final gun.

When fans tune in for each Patriots game on 98.5 The Sports Hub, they are treated to two world-class teams – the one on the field and the one in the broadcast booth.

Veteran sportscaster and play-by-play broadcaster Bob Socci has been named the new radio play-by-play announcer for the New England Patriots on 98.5 The Sports Hub. Socci joins color commentator Scott Zolak in the booth to provide in-depth analysis of every Patriots game. Socci replaces the renowned Gil Santos, who retired after the 2012 season after 36 seasons of calling Patriots games.

For the past 16 years, Socci has called radio play-by-play for the U.S. Naval Academy football team. He is also the lead announcer for CBS Sports Network's coverage of Patriot League college basketball.

Former Patriots quarterback Scott Zolak joins Socci in the booth for his second season as the Sports Hub's broadcast analyst. Zolak, also a Sports Hub mid-day host, provides in-depth analysis from the booth as only a former player can do.

Coverage on 98.5 The Sports Hub and its 36-station network begins three hours before each game with Patriots Preview, and concludes with a three-hour Patriots Postgame call-in wrap-up show. Gary Tanguay returns for his 10th season as host, joined once again by Scott Zolak and fellow Sports Hub Mid-day host Andy Gresh, bringing Pats fans an exciting, informative and unpredictable football experience.

In addition to being the official flagship station for the New England Patriots, 98.5 The Sports Hub is also the official flagship station of the Boston Bruins and the New England Revolution.



## 98.5 THE SPORTS HUB PATRIOTS RADIO NETWORK

### FLAGSHIP STATION

WBZ-FM . . . . . Boston . . . . . 98.5 FM

### Massachusetts

WBZ-FM . . . . . Boston . . . . . 98.5 FM

WAQY . . . . . Springfield . . . . . 102.1 FM

WBEC . . . . . Pittsfield . . . . . 1420 AM

WPKZ . . . . . Fitchburg . . . . . 1280 AM

WNAW . . . . . North Adams . . . . . 1230 AM

WBSM . . . . . New Bedford . . . . . 1420 AM

WPVQ . . . . . Greenfield . . . . . 95.3 FM

WSAR . . . . . Fall River . . . . . 1480 AM

WWFX . . . . . Worcester . . . . . 100.1 FM

WXTK . . . . . Hyannis . . . . . 95.1 FM

### Maine

WBLM . . . . . Portland . . . . . 102.9 FM

WEBB . . . . . Augusta . . . . . 98.5 FM

WEZQ . . . . . Bangor . . . . . 92.9 FM

### Connecticut

WUCS . . . . . Hartford . . . . . 97.9 FM

WINY . . . . . Putnam . . . . . 1350 AM

WMOS . . . . . New London . . . . . 102.3 FM

### New Hampshire

WFNQ . . . . . Nashua . . . . . 106.3 FM

WPKQ . . . . . North Conway . . . . . 103.7 FM

WSAK . . . . . Hampton . . . . . 102.1 FM

WSHK . . . . . Portsmouth/Dover . . . . . 105.3 FM

WNNH . . . . . Concord . . . . . 99.1 FM

WLNH . . . . . Laconia . . . . .

WEMJ . . . . . Laconia . . . . . 1490 AM

WINQ . . . . . Keene . . . . . 98.7 FM

WXXK . . . . . Lebanon . . . . . 100.5 FM

### Vermont

WBTN . . . . . Bennington . . . . . 1370 AM

WCPV . . . . . Burlington . . . . . 101.3 FM

WEXP . . . . . Rutland . . . . . 101.5 FM

WIKE . . . . . Newport . . . . . 1490 AM

WKVT . . . . . Brattleboro . . . . . 92.7 FM

WRFK . . . . . Barre/Montpelier . . . . . 107.1 FM

WSTJ . . . . . St. Johnsbury . . . . . 1340 AM

### Rhode Island

WPRO . . . . . Providence . . . . . 630 AM

WEAN . . . . . Providence . . . . . 99.7 FM

### New York

WUSP . . . . . Utica . . . . . 95.5 FM

WUSP . . . . . Utica . . . . . 1550 AM

WRCK . . . . . Utica . . . . . 1480 AM

## 2013 PRESEASON TV NETWORK

Patriots preseason games will be broadcast live and in HD on WBZ Channel 4 in Boston and a network of affiliates throughout New England. Kraft Sports Productions will produce the broadcasts.

The Patriots preseason broadcast has been re-amped for the 2013 season. The game telecasts will be less of a traditional football broadcast, opting instead for more discussion and analysis from two former Patriots players along with insight from two beat writers who are regularly assigned to cover practices year-round.

In making the format change, WBZ-TV's Emmy Award winning reporter Dan Roche will be joined by former Patriots tight end Christian Fauria in the broadcast booth.

Former Patriots linebacker Matt Chatham will provide sideline analysis, teaming up with WBZ-TV's Steve Burton.

Patriots Football Weekly's Paul Perillo and Andy Hart will also be a part of the telecast. They will be in a separate studio and will provide insight and observations throughout the game and will engage viewers via social media.

### Preseason Broadcast Schedule

Date	Opponent	Time
Fri., Aug. 9	at Philadelphia	7:30 p.m.
Fri., Aug. 16	Tampa Bay	8:00 p.m.
Thurs., Aug. 22	at Detroit	7:30 p.m.
Thurs., Aug. 29	N.Y. Giants	7:30 p.m.

### Preseason Television Network

WBZ TV . . . . .	Boston, MA (Flagship)
WPRI . . . . .	Providence, RI
WWLP . . . . .	Springfield, MA
WCTX/WTNH . . . . .	Hartford/ New Haven, CT
WVII . . . . .	Bangor, ME
WMTW . . . . .	Portland/Auburn, ME
WMUR . . . . .	Manchester, NH
WCAX . . . . .	Burlington, MA
KFVE . . . . .	Honolulu, HI

## PATRIOTS POOL REPORTERS



Mike Reiss  
ESPNBoston.com

Patriots beat writers Mike Reiss of ESPNBoston.com and Chris Price of WEEI.com will serve as the pool reporters in 2013. In the event that there is the need to get comments from a game official after the game, the pool reporters will be allowed access to ask questions.



Chris Price  
WEEI.com



## PATRIOTS FOOTBALL NETWORK

**NOT JUST GAMEDAY... EVERY DAY...  
THE PATRIOTS ARE ON!**

Interest in the Patriots is at an all-time high and there has never been more exclusive Patriots content to satisfy the devoted fan. Patriots Nation can tune in and connect to Patriots content via print, television, radio and online entities. With everything from Emmy Award-winning television shows to streaming video and podcasts, staying up to date and in the know is easy with the following exclusive Patriots content:

### PATRIOTS ON TV

#### PATRIOTS ALL ACCESS

**Fridays from 7:00 - 8:00 p.m. on WBZ-TV and Sunday from 9:00 a.m. - 10:00 a.m. on TV 38 - Boston, MA; WFXV TV in Bangor, ME; WCTX/WTNH in Hartford/New Haven, CT; WNAC & WPRI in Providence, RI; WFXQ & WWLP in Springfield, MA.**

**Check your local listings for airtime.**

The Emmy Award-winning Patriots All Access airs weekly throughout the season on WBZ, Channel 4 in Boston and regional affiliates. Patriots All Access features exclusive, behind-the-scenes access and in-depth weekly features on Patriots players and personnel. Hosted by WBZ's Steve Burton, the show features weekly sit-downs with Coach Bill Belichick including the popular "Belestrator" segment where the coach breaks down upcoming opponents.



#### PATRIOTS TODAY

Available daily at Patriots.com, Patriots Today gives fans an in-depth look at the club that is unmatched by any other outlet. Hosted by Jackie Brittain with reports daily from Brian Lowe, as well as analysis from PFN's Paul Perillo, Patriots Today produces multiple segments each day during the season, with upwards of 45 minutes of up-to-the minute Patriots news, information and analysis throughout the day. Patriots Today is the only place fans can watch complete broadcasts of full-length press conferences on a daily basis, plus daily locker room uncut segments. The show provides more Patriot coverage than any other outlet.



#### PATRIOTS THIS WEEK

**Fridays (10:30 p.m.) on Comcast Sports Net**

Insider information. Passionate debate. Timely analysis.

That's what "Patriots This Week" delivers. Former Patriots QB Scott Zolak will host this fast-paced half-hour of football talk, joined by a rotating roster of former Patriots in a no holds barred discussion. From breaking down the previous contest to game planning the next opponent, there's no better way to get ready for football than "Patriots This Week" - every Friday night at 9:30 p.m. beginning September 10, on Comcast Sports Net.



#### TOTALLY PATRIOTS

**Saturdays (TBD) on myTV38 - Boston, MA; WCTX in Hartford/New Haven, CT; WNAC & WPRI in Providence; WFXQ & WWLP in Springfield, MA. Check your local listings for airtime.**

Totally Patriots is a unique, one-of-a-kind Patriots show aimed for the next generation of Patriots fans. This weekly, youth-oriented football show allows school-aged fans unprecedented access to their favorite players, enabling them to ask questions in a relaxed informal setting.



#### PATRIOTS 5th QUARTER

**Immediately following each game on WBZ-TV/TV38**

WBZ-TV and TV38 team up to broadcast Patriots 5th Quarter immediately following each Patriots game. WBZ-TV sports reporters Steve Burton, Levan Reid and Dan Roche join former Patriots players Scott Zolak and Christian Fauria to provide instant reaction and analysis in studio and at the stadium. Patriots 5th Quarter also features exclusive live coverage of the Patriots post-game press conferences with Coach Belichick and Tom Brady.

## PATRIOTS ON RADIO

### PATRIOTS PREGAME AND POSTGAME

Before and after each game on The Sports Hub Patriots Radio Network  
For a complete list of The Sports Hub's 35 affiliates, see page 395.

98.5 The Sports Hub is the Patriots' flagship station, broadcasting every Patriots game across its FM radio network and featuring broadcasting duo Bob Socci and Scott Zolak. Three hours prior to kickoff, during halftime and after the game, host Gary Tanguay is joined by co-hosts Scott Zolak and Andy Gresh among other guests, serving up all the pregame and postgame news and notes, including live sound from the postgame press conferences.



### PATRIOTS MONDAY presented by Ace Ticket

Mondays during the season on WEEI Sports Radio 93.7 FM (Boston); 103.7 FM (Providence); 1440 AM (Worcester); 105.5 FM (Springfield); 96.3 FM (Cape Cod); 95.9 FM (Portland/Lewiston, ME); 93.5 FM (Keene, NH) and Patriots.com.

WEEI Sports Radio broadcasts Patriots Monday each week, offering fans unique insight and analysis from Coach Belichick and Tom Brady in addition to other Patriots players. WEEI will broadcast Patriots Monday live from Gillette Stadium each Monday, kicking off with Dennis & Callahan at 6:00 a.m., followed by Mut & Merloni at 10:00 a.m. and Salk and Holley from 2:00 to 6:00 p.m.



### PATRIOTS FRIDAY

Fridays during the season on WAAF Sports Radio 100.7 FM (Boston)  
WAAF broadcasts Patriots Friday each week, offering fans a look ahead at the weekend's game, match ups and rivalries. Various Patriots players will be featured on air. WAAF will broadcast Patriots Fridays each week throughout the season with Greg Hill from the Hill-Man Morning Radio Show.



## PATRIOTS.COM

### NEWS

Patriots.com features daily updates and exclusive content from the writers of *Patriots Football Weekly*, offering everything from breaking news to player features and the popular "Ask PFW" postings.



### VIDEO

The first professional sports team website to offer streaming video provides Patriots fans with a variety of exclusive video content. Visitors can choose their channel and watch exclusive video from news to cheerleaders. Patriots.com also features video of every Patriots press conference, including postgame press conferences and Coach Belichick's weekday media updates.

### AUDIO

Patriots Web Radio programming is available exclusively on Patriots.com beginning at noon each day, Monday through Friday. Kicking off the programming lineup is PFW In Progress, a daily online program that features candid commentary from the writers of *Patriots Football Weekly*. Following PFW In Progress is Patriots Playbook, hosted by John Rooke, featuring items from around the NFL. Fantasy Football Champs and Football Nation round out the Patriots.com radio lineup. Patriots.com also offers streaming audio of every Patriots press conference, as well as archives of Patriots.com Radio shows and exclusive podcasts.

## PATRIOTS IN PRINT

### PATRIOTS FOOTBALL WEEKLY

Subscriptions available by calling 1-800-494-PATS

*Patriots Football Weekly* is the official newspaper of the New England Patriots. PFW is published weekly throughout the season and monthly during the offseason, providing readers with exclusive Patriots coverage. Each issue of *Patriots Football Weekly* is loaded with the latest news, game previews and reviews, feature stories, contests and full-color posters.



## 2013 PATRIOTS CHEERLEADERS

2013 promises to be an exciting year for the New England Patriots Cheerleaders and Pat Patriot mascot as they look to build on the success of having been recognized as the No. 1 cheerleading squad in the NFL in 2012, with Pat Patriot acknowledged as one of the 10 most recognizable mascots by *Forbes* in 2013. The team has also been praised for its ability to harness and develop relationships with fans and aspiring cheerleaders through their interactive website. Supporting the efforts of charitable organizations throughout New England, the cheerleaders are able to use their celebrity status to make a difference in the community. In addition to their philanthropic efforts, the squad makes about 1,000 individual public appearances annually for businesses and corporations, spreading cheer to fans at a variety of events throughout New England and across the country. Those bookings include trade shows, grand openings, parades, autograph sessions and Monday Night Football promotions, to name a few.

The New England Patriots Cheerleaders also maintain a well-established Junior Cheerleader program, where youths ages 7-17 attend clinics with the squad, perform in a Patriots pregame show and make community appearances with the Patriots Cheerleaders throughout the season in conjunction with the squad's community relations efforts.

While the Patriots Cheerleaders have become accustomed to entertaining thousands of Patriots fans from the sidelines, members of the squad travel regularly overseas on goodwill missions to entertain thousands of patriots on the front lines. The Patriots Cheerleaders have performed in over two dozen combat areas and have visited more than 25 countries since 9/11. In addition to their goodwill military missions and appearances throughout the United States, the squad has entertained and appeared at many high-profile events, including performances in Super Bowls, Pro Bowls, an American Bowl in Mexico City and both Patriots games in London in 2009 and 2012.

In an effort to increase awareness and interest in the NFL and the New England Patriots, the Patriots Cheerleaders have made six trips to China, most recently teaching youth cheerleading clinics and participating in NFL Experience events. The first trip brought squad members to the beautiful cities of Beijing and Shanghai, where the ladies interacted with the growing number of American football fans established there. Next, squad members returned to China to promote the NFL playoffs. The squad visited that country for the third time after receiving an invitation from the Beijing Organizing Committee for the Games of the XXIX Olympiad to organize a week-long cheer/dance clinic for Chinese cheerleaders and dancers who performed at Olympics related events. The fourth visit was to celebrate the Super Bowl and associated festivities with Chinese fans. The fifth and sixth visits were to participate in the Nike Festival of Sports and the NFL Experience in Shanghai and Beijing.

A spring audition drew almost 400 applicants to compete for the opportunity to join the 2013 New England Patriots Cheerleading squad. Twenty-four talented, accomplished and beautiful women earned the honor, including 12 returning veterans and 12 rookies. The cheerleaders hail from Rhode Island, Massachusetts, Connecticut, New Hampshire, California and Arizona, representing an impressive group of ladies. Just five weeks after their appointment to the squad, the cheerleaders traveled to St. Lucia to shoot their annual swimsuit calendar and made-for-TV special.

This year's squad will continue to serve not only as day-of-game entertainers, but also as Patriots ambassadors throughout New England and around the world. The 2013 team is excited to reveal a new look and will don new uniforms at Patriots home games and appearances. Patriots Cheerleaders and the Pat Patriot mascot appearances make functions more memorable for everyone. For more information on booking the Patriots Cheerleaders or Pat Patriot Mascot, please contact Cheerleader Director, Tracy Sormanti, by e-mail at [cheerleaders@patriots.com](mailto:cheerleaders@patriots.com).

## Patriots CHEERLEADERS™



### 2013 PATRIOTS CHEERLEADERS

**Tracy Sormanti**  
Cheerleader Director  
**Meghan Dupras**  
Assistant to the Director

**Pat Patriot Mascot**  
Matthew Hamilton  
Adam Visbaras

**Line Captains**  
Alyssa  
Heather  
Jodi  
Stephanie S.

**Veterans**  
Alexandra  
Allison  
Amber  
Angela  
Casey  
Erica  
Kathryn  
LisaMarie

**Rookies**  
Brittany  
Camille  
Hannah  
Kelly  
Lasondra  
Leigha Maria  
Jensine  
Kelly  
Kikco  
Melissa  
Rachel  
Zoe

# 2013 STAFF DIRECTORY

## Ownership/Board of Directors

Robert K. Kraft, Chairman and CEO  
Jonathan A. Kraft, President  
Daniel Kraft  
Josh Kraft

## Coaching

Bill Belichick, Head Coach  
Josh Boyer, Cornerbacks  
Moses Cabrera, Assistant Strength and Conditioning  
Brian Daboll, Offensive Assistant  
Ivan Fears, Running Backs  
Brian Flores, Safeties  
George Godsey, Tight Ends  
Patrick Graham, Defensive Line  
Pepper Johnson, Linebackers  
Joe Judge, Special Teams Assistant  
Josh McDaniels, Offensive Coordinator/Quarterbacks  
Harold Nash, Head Strength and Conditioning Coach  
Scott O'Brien, Special Teams  
Chad O'Shea, Wide Receivers  
Matt Patricia, Defensive Coordinator  
Dante Scarnecchia, Assistant Head Coach/Offensive Line  
Steve Belichick, Coaching Assistant  
Jerry Schuplinski, Coaching Assistant

## Player Personnel

Nick Caserio, Director of Player Personnel  
Steve Cargile, Pro Scout  
Larry Cook, Scouting Consultant  
DuJuan Daniels, National Scout  
Matt Groh, Area Scout  
Tim Heffelfinger, Area Scout  
Jonathan Howard, Scouting Assistant  
Frantzy Jourdain, Area Scout  
James Lippert, Area Scout  
Ronnie McGill, Pro Scout  
Nancy Meier, Director of Scouting Administration  
Monti Ossenfort, Assistant Director of College Scouting  
Bob Quinn, Director of Pro Scouting  
Dave Ziegler, Assistant Director of Pro Scouting  
Jon Robinson, Director of College Scouting  
Brian Smith, College Scouting Coordinator  
Patrick Stewart, Area Scout  
Brandon Yeargan, Scouting Assistant

## Football Operations

Berj Najarian, Director of Football/Head Coach Administration  
Ernie Adams, Football Research Director  
Kevin Anderson, Director of Player Development  
Michelle Martini, Football Operations Assistant  
Ted Harper, Sports Nutritionist  
Dan Famosi, IT Specialist

## Equipment

Dave Schoenfeld, Equipment Manager  
John Jastremski, Equipment Assistant  
Zach Struck, Equipment Assistant

## Trainers

Jim Whalen, Head Athletic Trainer  
David Granito, Assistant Athletic Trainer  
Joe Van Allen, Assistant Athletic Trainer/Director of Rehabilitation

## Medical

Thomas Gill, M.D., Head Team Physician  
Peter Asnis, M.D., Team Physician  
Bertram Zarins, M.D., Team Physician Emeritus  
Paul Cusick, M.D., Physician, Mass General  
Britt Nicholson, M.D., Physician, Mass General  
Li Tso, M.D., Physician, Mass General  
Michael A. Miller, D.C., CCSP, Team Chiropractor

## Video

Jimmy Dee, Video Director  
Fernando Neto, Assistant Video Director  
Jared Rita, Video Assistant  
Ted Cloper, Video Assistant

## Administration

Meaghan Carroll, Executive Assistant to the Chairman and CEO  
Tracy Fiore, Executive Assistant to the President  
Robyn Glaser, Vice President, The Kraft Group and Club Counsel, the New England Patriots  
Kim Healey, Executive Assistant  
Al Labelle, Chief of Staff to the Chairman and CEO  
Richard Miller, Research Director  
Katherine Sullivan, Executive Administrative Assistant

Ann Thompson, Executive Assistant to the President of the New England Patriots Charitable Foundation

## Broadcast Production

Matt Smith, Senior Executive Producer  
Dave Mondillo, Director & Supervising Producer  
Abigail Thelin, Director of Event Presentation & Broadcast Distribution

## Corporate and Community Affairs

Josh Kraft, President of the New England Patriots Charitable Foundation  
Andre Tippet, Executive Director of Community Affairs  
Donna Spigarolo, Community Relations Manager

## Gillette Stadium Operations

Jim Nolan, Senior Vice President of Operations, Finance and Administration  
Dan Murphy, Vice President of Business Development and External Affairs  
Jon Bengston, Field Superintendent  
Matt Piekarski, Parking Director  
Jessica Stevenson, Director of Business Development and External Affairs

## Finance

Jim Wilson, Vice President of Finance  
Andrea Walonis, Director of Financial Planning & Analysis  
Mark Loring, Controller

## Food and Beverage

David Wheeler, Vice President of Food and Beverage  
Deborah Higgins, Director of Catering  
Brad Ozderdem, Executive Chef  
Annemarie Morini, Director of Sales, Functions and Events

## Human Resources

Robin Boudreau, Vice President of Human Resources  
Jon Chief, Director of Benefits and Compensation

## Information Technology

Pat Curley, Vice President of Information Technology  
Scott Harrington, IT Operations, Infrastructure & Security Director  
Hamza Rafiq, Director of IT Operations

## Legal

Jim Cobery, General Counsel, The Kraft Group

## Media Relations

Stacey James, Vice President of Media & Community Relations  
Aaron Salkin, Director of Media Relations  
Michael Jurovaty, Assistant Director of Media Relations

## Patriots Cheerleaders

Tracy Sormanti, Cheerleader Director

## Patriots Football Weekly and Patriots.com

Fred Kirsch, Publisher and Vice President of Content  
Jana-Lynne Gauthier, Director of Digital Services  
Michelle Muise, Art Director  
Paul Penillo, Editor  
Maura Wilson, Art Director

## Retail Operations

Larry Lataif, Director of Retail Planning and Strategy  
Ken Flanders, Director of Buying  
James Scollins, Director of Ecommerce and Warehouse Operations

## Sales and Marketing

Jennifer Ferron, Senior Vice President of Marketing and Brand Development  
Murray Kohl, Vice President of Corporate Sponsorships  
David Pearlstein, Vice President of Corporate Relationships  
Jessica Gelman, Vice President of Customer Marketing and Strategy  
Brian Oates, Executive Director of Sales  
Gail Titus, Senior Director of Marketing Services and Operations  
Jon Levy, Sales Director  
Jeff Connors, Director of Sales Premium Sales and Services  
Chris Starck, Director of Client Services  
Brian Homs, Director of Brand Management  
Dwight Darian, Director of Creative Services  
Kathryn Hodel, Director of Consumer Marketing

## Security

Mark Briggs, Chief Operating Officer of TeamOps  
Kelly Way, Director of Operations

## The Hall at Patriot Place presented by Raytheon

Bryan Morry, Executive Director

## Ticket Operations

Sarah Boyce, Director of Box Office  
Bryan Flaherty, Director of Patriots Ticketing



# THE PATRIOTS AND THE COMMUNITY

## A WINNING TEAM

The New England Patriots Charitable Foundation (NEPCF) is the 501(c)(3) non-profit entity created by the Kraft family to support charitable and philanthropic agencies throughout New England. This support comes in the form of direct grants, donations of signed memorabilia to a variety of charitable causes and from Patriots players who offer their direct support by appearing at charity functions throughout the year.

Robert Kraft established the New England Patriots Charitable Foundation when he purchased the team in 1994 as a way for the organization to give back to the communities it calls home. The Foundation's primary goal is to support programs that aid the youth and families of New England while underscoring the Kraft family's deep commitment to philanthropic activities in the community.

Over the past 19 years, the Foundation has made donations to thousands of nonprofit organizations throughout New England and has partnered with numerous community groups, including the Boys & Girls Clubs of Greater Boston, the United Way, the Greater Boston Food Bank and a host of other New England charities. The Foundation also provides food baskets and toys to hundreds of families and children during the holiday season.

In addition, the Foundation supports numerous health care initiatives and organizations, including the Robert K. Kraft Family Blood Donor Center at the Dana-Farber Cancer Institute and Children's Hospital Boston.

Annually, the Foundation holds several fundraisers, including Patriots Premiere in the fall and the Executive Combine in the spring. The Patriots currently team with Massachusetts, Rhode Island and Maine to create specialty license plates, an ongoing fundraiser with proceeds directly benefiting the NEPCF. The NEPCF allocates the proceeds from the fundraiser to help support nonprofit organizations in each respective state.



**Robert Kraft was joined by Andre Tippett, Zoltan Mesko and Stephen Gostkowski to congratulate 92-year-old Joe Makarian from the Perkins School for the Blind, the grand prize winner of the New England Patriots Charitable Foundation's 2013 Myra Kraft Community MVP Awards.**

## THE NEW ENGLAND PATRIOTS CHARITABLE FOUNDATION

*The Heart Inside the Huddle*



### CONTACT INFORMATION

To request a charitable donation or player appearance, please visit [www.patriots.com/community](http://www.patriots.com/community).

For more information about the New England Patriots Charitable Foundation, Inc., please call 508-543-8200.

# CELEBRATE VOLUNTEERISM

NEW ENGLAND PATRIOTS CHARITABLE FOUNDATION

## *Initiative in Honor of Myra H. Kraft*

Beginning in 2011, the Kraft family and New England Patriots Charitable Foundation launched an ongoing initiative called Celebrate Volunteerism. With a special focus on volunteerism, the Kraft family and Foundation aims to recognize deserving volunteers and inspire others to follow Myra Kraft's example of being a lifelong volunteer.



### *Celebrate Volunteerism Activities Include:*



#### WEEKLY VOLUNTEERISM THEMES

Each week throughout the season, the Foundation focuses on different volunteer areas, including education, mentoring, public service and holiday giving awareness. Each week, the Foundation collaborates with multiple nonprofits that aligned with the weekly volunteerism theme.



#### PATRIOTS COMMUNITY TUESDAYS

Totaling more than 300 appearances, each Tuesday, Patriots players volunteer at nonprofits throughout the region in conjunction with the weekly volunteerism theme.



#### "PATRIOTS DIFFERENCE MAKERS OF THE WEEK"

Each week, the Kraft family recognizes an outstanding volunteer as a "Patriots Difference Maker of the Week." This winner is nominated by the collaborating organizations and is recognized during the Patriots Community Tuesday visits with current and former Patriots players.



#### PATRIOTS DIFFERENCE MAKER GRANTS

The Foundation awards \$25,000 in grants, which includes \$1,000 grants to the nonprofit of each Patriots Difference Maker as well as a \$10,000 grant to the grand prize Patriots Difference Maker.



#### GAME DAY INITIATIVES

Each Patriots home game featured several Celebrate Volunteerism initiatives, including book, toy, coat and food collections, on-field ceremonies, public service announcements and more.



#### PATRIOTS WOMEN'S ASSOCIATION

Patriots players and coaches wives and girlfriends played an active role in Celebrate Volunteerism, participating in each of the game day collections, distributing 200 complete Thanksgiving meals to families in need, making and serving meals at the Women's Lunch Place and more.



#### DECEMBER 30 CELEBRATION

On December 30, 2013, the Kraft family and Foundation celebrated the season's activities while announcing the continuation of the volunteerism theme beyond 2012. During the game, the 15 Patriots Difference Makers were invited to participate in an on-field ceremony.

# NEW ENGLAND PATRIOTS CHARITABLE FOUNDATION FUNDRAISING EFFORTS

## Patriots Premiere and Ron Burton Community Service Award

Each year, a New England Patriots kickoff gala is held in the Putnam Club at Gillette Stadium to ring in the new season and raise funds for the Patriots Charitable Foundation. Patriots players and coaches come together to mingle with fans on the big night, which includes dinner, live and silent auctions and the presentation of the Ron Burton Community Service Award. The Burton Award honors the Patriots player who most embodies the qualities of Burton, the first player drafted by the team who was known for his commitment to the community and helping others. Zoltan Mesko was honored as the 2012 Ron Burton Award recipient. Previous winners include offensive lineman Joe Andruzzi (2003), wide receiver Troy Brown (2004), offensive lineman Matt Light (2005), defensive lineman Jarvis Green (2006), defensive lineman Ty Warren (2007), special teams captain Larry Izzo (2008), running back Kevin Faulk (2009), defensive lineman Vince Wilfork (2010), linebacker Jerod Mayo (2011) and punter Zoltan Mesko.



Robert Kraft, joined by JoAnn Burton, presents Matthew Slater with the 2013 Ron Burton Community Service Award.

## Executive Combine

The New England Patriots Charitable Foundation's Executive Combine provides companies and individuals unprecedented behind-the-scenes access at Gillette Stadium, including exclusive interaction with Patriots players, coaches and ownership. This unique charitable event delivers an unforgettable experience, including interactive football skill demonstrations led by your favorite Patriot players, a leadership building luncheon series and opens the doors for companies and individuals to experience the keys to the Patriots success, both on and off the field.



Tom Brady assists a young participant during a drill at the 2013 Executive Combine at Gillette Stadium.

## Patriots Specialty License Plates

The Patriots are pleased to offer specialty license plates in Massachusetts, Rhode Island and now Maine (currently in the pre-order stage) to benefit the Patriots Charitable Foundation. Fans in those states have the opportunity to order the specially designed plates to display their team pride on their bumpers. Proceeds raised from the license plates are funneled directly back to the states in which the plates are issued. Fans can visit [www.patriots.com/community](http://www.patriots.com/community) to sign up for the license plates or learn about specialty low-number online auctions.



## FOUNDATION EVENTS



**Each November, Robert Kraft is joined by current and former Patriots players and their families to distribute holiday baskets filled with Thanksgiving meals to local families in need at the annual event.**

### **New England Patriots Charitable Foundation Children's Holiday Party**

For more than a decade, the Patriots have treated hundreds of children from Salvation Army centers and community centers throughout Massachusetts and Rhode Island to a night of holiday festivities. Patriots players annually attend the party at Gillette Stadium and participate in a number of activities including Wrap-a-Pat, a game in which the children, working in teams, race to wrap Patriots players in Christmas wrapping paper, ribbons and bows. The children are also able to get autographs from players and cheerleaders, visit with Santa Claus and receive holiday gifts provided by NEPCF.

### **Patriots Gifts from the Gridiron**

More than a dozen Patriots players were at Bass Pro Shops at Patriot Place last year for the first annual "Gifts from the Gridiron" event to treat 50 children from local homeless shelter programs to a night of holiday shopping. Armed with \$300 gift cards, the kids selected winter coats, hats and gloves, along with gifts for themselves and loved ones. The players helped them budget their money and find the items they were looking for, posed for photos with Santa, and helped the kids wrap presents. The event was a joint effort between the Patriots Charitable Foundation, the Vince Wilfork Foundation and Bass Pro Shops.

**Vince Wilfork helps a child pick out a winter jacket at the Patriots Gifts from the Gridiron event at Bass Pro Shops at Patriot Place last holiday season.**

### **Thanksgiving-in-a-Basket**

For the past 18 years, the Kraft family has been joined by dozens of Patriots players and alumni at the Morgan Memorial Goodwill Industries headquarters in Boston to assist in distributing more than 200 holiday baskets filled with turkeys and all of the trimmings to local families in need. The recipients of the baskets include families with children who participated in Goodwill's youth programs, as well as individuals who were enrolled or had recently graduated from Goodwill's job training program.



**Patriots players, including Jerod Mayo, participate in interactive holiday games with 250 youth in need at the annual Community Children's Party at Gillette Stadium.**





## OUTREACH PROGRAMS

### Back to Football Friday

Each fall, Patriots players visit local schools to speak to students about the importance of leading healthy lives as part of the NFL's Back to Football Friday program. In 2012, Patriots players visited the Rockwell Elementary School in Bristol, R.I., where players participated in an ultimate gym class and presented the school with a \$10,000 grant from the Patriots and NFL PLAY 60 for health and wellness programming and equipment. As part of NFL's PLAY 60 campaign, they stressed the importance of getting 60 minutes of exercise each day.



Stevan Ridley leads a station during an NFL PLAY 60 event in Dorchester, Mass.

### Read Between the Lines


In 2013, the Patriots once again launched the "Read Between the Lines" program that features Patriots players visiting local schools to promote reading and the importance of education. Kickoff events took place at two local middle schools in Raynham and Stoughton to introduce the program's "Summer Reading Blitz." Students were challenged to set and meet summer reading goals. School-wide, the students were challenged to achieve a goal by reading a specific number of books, with the promise of a return visit from Patriots players to award the students with certificates of achievement if they reached their goal. Additionally, students who read more than two books were entered into a drawing to win a chance to join one of the Patriots players for lunch in the school cafeteria.



Patriots players (left to right) Niko Koutouvides, Zoltan Mesko and Nate Solder urged middle school students to get excited about summer reading.



Patriots Ras-I Dowling spoke to Foxborough students about the importance of reading.





## Myra Kraft Community MVP Awards

Each year, the Kraft family and the New England Patriots Charitable Foundation honor members of the New England community for their service to non-profit organizations around the region. In 2011, the Kraft family and the New England Patriots Charitable Foundation announced the renaming of the award to the 2012 Myra Kraft Community MVP Awards as part of the Patriots ongoing "Celebrate Volunteerism" campaign, which honors Myra Kraft's lifetime commitment to volunteerism. Each Myra Kraft Community MVP is recognized for their leadership, dedication and commitment to bettering their communities during a luncheon at Gillette Stadium

with a donation made in their name to the non-profit organization for which they volunteer. The 2013 Patriots Myra Kraft Community MVP grand prize winner, Joe Markarian of the Perkins School for the Blind, has donated over 13,500 volunteer hours over the past 26 years. At 92, he leads a team of volunteers who engineer and create toys and materials for individuals with physical disabilities. Because of Joe's commitment, he was awarded a \$25,000 grant in his name to the Perkins School for the Blind.



**Robert Kraft, Josh Kraft, Tom Brady, Vince Wilfork and Andre Tippett pose with the 2013 Myra Kraft Patriots Community MVPs.**

## Youth Football

In recent years, the New England Patriots Charitable Foundation (NEPCF) has expanded its concentration into the development of youth football programs throughout New England. Through the Foundation, the Patriots have made donations to improve football facilities at several area fields and have conducted multiple football clinics, including Football for YOU in the New England region - a free football clinic presented by the NEPCF and New England Patriots Alumni Club (NEPAC) to encourage and excite youth to participate in the game of football. The Foundation has donated thousands of dollars to local high schools through the Coach of the Week program, hosted the regional Punt, Pass & Kick finals and partnered with the National Football Foundation to host youth and high school football coaching academies. The foundation plans to continue to expand its support for youth football and to promote programs that encourage good sportsmanship and leadership skills.



**Each year thousands of Special Olympians and their families gather at Gillette Stadium for the annual Special Olympics State Football Games.**

## Patriots High School Coach of the Week

Each week during the high school football season, the Patriots honor a high school football coach with their Coach of the Week Award. This season marks the 19th year in which the Patriots conducted the program, which recognizes

outstanding high school coaches and promotes youth football throughout New England. Pro Football and Patriots Hall of Fame linebacker Andre Tippett, the team's executive director of community affairs, oversees the program as part of the Charitable Foundation's commitment to youth football initiatives. The Patriots award the selected coach each week with a \$1,000 grant to benefit the school's football program. At the end of the season, one Coach of the Year is selected and is awarded with an \$2,000 grant.

**Sharon High School Coach Dave Morse was honored as the New England Patriots High School Coach of the Year in 2012.**



## Kraft Family Blood Donor Center Blood and Platelet Drive

Each year, the New England Patriots Charitable Foundation continues their efforts to increase awareness of the importance of blood and platelet donations with a blood drive at the Dana-Farber Cancer Institute Kraft Family Donor Center. All successful donors receive special Patriots-themed gifts and are entered into a drawing for autographed prizes.

**During the blood and platelet drive, Patriots alumni and players, including Logan Mankins, visit the Dana-Farber Kraft Family Donor Center.**



## Hometown Huddle

The NFL and United Way "Hometown Huddle" is a special day of service in which all 32 NFL teams across the country work with United Way agencies to help make a difference in their communities. In recent years the Patriots have used the Hometown Huddle to promote fitness and nutrition to Boys & Girls Clubs and other after-school programs throughout Massachusetts and Rhode Island.



**Kevin Faulk helped lead over 100 students through a variety of educational and fitness activities.**



## Play 60

The New England Patriots continue to team with the NFL as part of the NFL's PLAY 60 initiative, a national youth health and fitness campaign focused on increasing the wellness of young fans by encouraging them to be active for at least 60 minutes each day. Throughout the season, Patriots programming and players participate in numerous activities that encourage children to eat healthy and exercise.

**Youth from Boys & Girls Clubs, Special Olympics and the New England Dairy Council's Fuel Up to PLAY 60 program joined cheerleaders at the Dec. 10 Patriots vs. Texans game as part of the Patriots and NFL PLAY 60 campaign.**



## Patriots Boston Marathon Team

For six years, the Patriots have fielded a team to run the historic Boston Marathon to raise funds for NEPCF. In 2013, the marathon team raised a record-breaking amount for the Myra Kraft Community MVP program. Visit [www.patriots.com/](http://www.patriots.com/) community to apply for next year's team.



Avid Patriots fans and Patriots staff members train for more than four months to run the historic Boston Marathon each April. The 2013 team broke the all-time fundraising record by raising more than \$200,000.



## Patriots Platelet Pedalers

The Patriots Platelet Pedalers is a team in the Pan Massachusetts Challenge, a weekend-long charity bicycle ride to benefit the Dana-Farber Cancer Institute. Started in 1980, the Pan-Mass Challenge is the largest charity bicycling event in the country, raising over \$300 million for cancer research and treatment. The Patriots Platelet Pedalers pedal together to fundraise for Dana-Farber, with the money earmarked for Dr. Ken Anderson, the Kraft Family Professor of Medicine at Harvard Medical School and Dana-Farber Cancer Institute, to support his multiple myeloma research and development of novel therapies.



## Science of Sports Science Fair

In May 2013, the NEPCF partnered with Raytheon for the fourth "Science of Sports" Science Fair at Gillette Stadium. For five months, students from New England Boys & Girls Clubs teamed with volunteer mentors from Raytheon to create and test hypotheses related to science and sports. Each child on the first-, second- and third-place teams receive scholarships toward their college education or a science camp.



Executive Judges Robert Kraft, Patriots OL Nate Solder and Raytheon Chairman and CEO William Swanson evaluated each project to determine the winning teams.

This year's winning team, "Swing Masters," from Nashua, N.H., took home the grand prize.



Science of Sports  
Science Fair





In September, more than a dozen Patriots teamed with the Patriots Charitable Foundation, United Healthcare and KaBOOM! to build a playground for a community in Worcester, Mass. Rob Gronkowski helped paint benches while Jermaine Cunningham raked mulch for the playground floor.



Twenty-six members of the Patriots 2013 rookie class including Aaron Dobson, Jamie Collins and Logan Ryan visited patients at Children's Hospital Boston as part of the Patriots ongoing "Celebrate Volunteerism" campaign.

Tom Brady takes part in a Make-A-Wish visit to Gillette Stadium last fall. Bill Belichick and the entire team also joined them to welcome the special guests. The visits are made possible by Make-A-Wish board member and Kraft Group Executive Vice President Dan Kraft.



# Putnam is a proud partner of the New England Patriots.

For over 75 years, Putnam Investments has been dedicated to the highest level of performance excellence — a commitment shared by the New England Patriots.

Connect with the team at  
[putnam.com/performanceinmotion](http://putnam.com/performanceinmotion)



PERFORMANCE IN MOTION®

New England Patriots trademarks, including Patriots logo, are the property of New England Patriots LLC, and are used pursuant to a licensing agreement with New England Patriots LLC.





**PREP**



**LATHER**



**SHAVE**



**Gillette®**

OFFICIAL SHAVE OF THE NFL