

NEW ENGLAND  
**PATRIOTS**

The logo features a stylized profile of a Native American man's head, facing right. The head is blue with a white star on the forehead. A red and white striped plume extends from the top of the head.

**2014**

MEDIA GUIDE

## MEDIA RELATIONS CONTACTS



**Stacey James**  
Vice President  
of Media Relations



**Aaron Salkin**  
Director of Media  
Relations



**Christy Berkery**  
Social Media  
Manager



**Michael Jurovaty**  
Assistant Director of  
Media Relations



**Cecily Faenza**  
Media Relations  
Coordinator



**Jeremie Smith**  
Corporate Communications  
Coordinator

The 2014 New England Patriots Media Guide has been prepared to assist all members of the media in their coverage of the Patriots during the 2014 season. Should you require additional information, further assistance or wish to arrange an interview, please contact a member of the Patriots media relations staff.

### CONTACT INFORMATION

*Media Relations Main Number: 508-384-4203*

*Gillette Stadium • One Patriot Place • Foxborough, MA 02035 • Fax: 508-543-9053*

	Office Phone	Cell Phone	E-mail Address
Stacey James	508-384-9105	508-326-6868	staceyj@patriots.com
Aaron Salkin	508-384-9111	508-326-6870	aarons@patriots.com
Christy Berkery	508-549-0518	508-958-8206	christyb@patriots.com
Michael Jurovaty	508-384-9195	508-326-6187	mjurovaty@patriots.com
Cecily Faenza	508-384-9119	774-254-7917	cecilyf@patriots.com
Jeremie Smith	508-549-0492	774-406-6487	jeremies@patriots.com

### MEDIA WEBSITE

<http://media.patriots.com>

The Patriots maintain a web site to further assist local and national media in covering the team. The site serves as the team's primary media credentialing system. In addition, the site contains all of the Patriots' up-to-date press releases, statistics, transcripts and other reference material. All of the Patriots' media materials since the start of the 2002 season are available in the site's archives. Visit <http://media.patriots.com>.

### 2014 PATRIOTS SCHEDULE

#### PRESEASON

Date	Opponent	Time	Affiliate	Network
Thursday, Aug. 7	at Washington	7:30 p.m. ET	Patriots	Preseason TV Network
Friday, Aug. 15	Philadelphia	7:30 p.m. ET	Patriots	Preseason TV Network
Friday, Aug. 22	Carolina	7:30 p.m. ET	Patriots	Preseason TV Network
Thursday, Aug. 28	at N.Y. Giants	7:30 p.m. ET	Patriots	Preseason TV Network

#### 2014 PATRIOTS REGULAR SEASON

Date	Opponent	Time	Affiliate	Network
Sunday, Sept. 7	at Miami	1:00 p.m.	WBZ	CBS
Sunday, Sept. 14	at Minnesota	1:00 p.m.	WBZ	CBS
Sunday, Sept. 21	Oakland	1:00 p.m.	WBZ	CBS
<b>Monday, Sept. 29</b>	<b>at Kansas City</b>	<b>8:30 p.m.</b>	<b>WCVB</b>	<b>ESPN</b>
<b>Sunday, Oct. 5</b>	<b>Cincinnati</b>	<b>8:30 p.m.</b>	<b>WHDH</b>	<b>NBC*</b>
Sunday, Oct. 12	at Buffalo	1:00 p.m.	WBZ	CBS*
<b>Thursday, Oct. 16</b>	<b>N.Y. Jets</b>	<b>8:25 p.m.</b>	<b>WBZ</b>	<b>NFL Network/CBS</b>
Sunday, Oct. 26	Chicago	1:00 p.m.	WFXT	FOX*
Sunday, Nov. 2	Denver	4:25 p.m.	WBZ	CBS*
Sunday, Nov. 9	BYE WEEK			
<b>Sunday, Nov. 16</b>	<b>at Indianapolis</b>	<b>8:30 p.m.</b>	<b>WHDH</b>	<b>NBC*</b>
Sunday, Nov. 23	Detroit	1:00 p.m.	WFXT	FOX*
Sunday, Nov. 30	at Green Bay	4:25 p.m.	WBZ	CBS*
<b>Sunday, Dec. 7</b>	<b>at San Diego</b>	<b>8:30 p.m.</b>	<b>WHDH</b>	<b>NBC*</b>
Sunday, Dec. 14	Miami	1:00 p.m.	WBZ	CBS*
Sunday, Dec. 21	at N.Y. Jets	1:00 p.m.	WBZ	CBS*
Sunday, Dec. 28	Buffalo	1:00 p.m.	WBZ	CBS*

**Bold** indicates nationally televised games

\*-Game time and network subject to possible flexible scheduling adjustment.



# NEW ENGLAND PATRIOTS 2014 MEDIA GUIDE

*Gillette Stadium • One Patriot Place • Foxborough, Massachusetts*



**Super Bowl Championships (3):** 2001, 2003, 2004



**Conference Championships (8):** 1985, 1996, 2001, 2003, 2004, 2007, 2011, 2014

**Division Championships (17):** 1963, 1978, 1986, 1996, 1997, 2001, 2003, 2004, 2005, 2006, 2007, 2009, 2010, 2011, 2012, 2013, 2014



**Playoff Seasons (22):** 1963, 1976, 1978, 1982, 1985, 1986, 1994, 1996, 1997, 1998, 2001, 2003, 2004, 2005, 2006, 2007, 2009, 2010, 2011, 2012, 2013, 2014

<b>2013 Season In Review</b> . . . . .	<b>235</b>	Historical Timeline . . . . .	268
2013 Statistics . . . . .	236	Pro Bowl Selections . . . . .	267
Game-by-Game Statistics . . . . .	239	Roster (All-Time) . . . . .	272
Honors and Awards . . . . .	250	Trades (2000-14) . . . . .	306
Participation Chart . . . . .	251		
2013 Transactions . . . . .	252		
<b>All-Time Results</b> . . . . .	<b>310</b>	<b>Playoff History</b> . . . . .	<b>414</b>
Preseason . . . . .	311	Records . . . . .	416
Regular Season . . . . .	321	Results . . . . .	415
Postseason . . . . .	414	Championship Game Summaries . . . . .	421
Overtime Games . . . . .	318		
Prime-Time Games . . . . .	313	<b>Records</b> . . . . .	<b>376</b>
Series . . . . .	314	All-Time Leaders . . . . .	377
Attendance Figures . . . . .	320	Year-by-Year Leaders . . . . .	386
		Consecutive Records . . . . .	394
		Individual Records . . . . .	395
		Longest Plays . . . . .	384
		Playoff Records . . . . .	437
		Team Records . . . . .	405
		Patriots NFL Records . . . . .	413
<b>Biographies</b>		<b>Reference</b>	
Executive Bios . . . . .	7	Patriots Charitable Foundation . . . . .	438
Football Staff . . . . .	17	Patriots Cheerleaders . . . . .	447
Players . . . . .	57	Patriots Football Network . . . . .	434
Gillette Stadium . . . . .	4	Pool Reporters . . . . .	433
		Preseason Television Network . . . . .	433
		Radio Broadcast Network . . . . .	432
		Staff Directory . . . . .	437
<b>Franchise History</b> . . . . .	<b>254</b>		
Anniversary Teams . . . . .	265		
Coaches All-Time Records . . . . .	41		
Coaches All-Time Roster . . . . .	42		
All-Time Draft . . . . .	297		
Hall of Fame . . . . .	255		

## 2014 MEDIA GUIDE

This media guide includes a compilation of information that has been gathered and preserved by each of the team's previous media relations departments. Many thanks to everyone who has helped prepare and preserve this information.

The 2014 Patriots Media Guide was written and edited by the Patriots Media Relations Staff.

**Editors:** Aaron Salkin, Michael Jurovaty

Editorial Assistance: Christy Berkery, Cecily Faenza, Stacey James, Jeremie Smith

**Design:** Dwight Darian  
**Layout:** Michael Jurovaty

**Photography:** Tom Croke, David Silverman  
**Advertising Sales:** Murray Kohl



Gillette Stadium, home of the New England Patriots, is the region's premier sports and entertainment venue.

Since Gillette Stadium opened in 2002, every Patriots home game has sold out and Patriots fans have been treated to more regular season and postseason wins than any other team in the NFL. Gillette stadium is also the home field for Major League Soccer's New England Revolution and a home for UMass football. In addition to NFL, MLS and college football, the stadium hosts international soccer matches, NCAA lacrosse, world class concerts and other special events that keep it busy year round.

In 2014, Gillette Stadium added 30,000 square feet to its football operations facility in order to unify the football-related core operations on a single floor. Interior renovations include expanded training areas, meeting rooms and coaches' offices. Gillette Stadium also added two elevators to improve the ADA experience and new LED Gillette Stadium signage on the interior and exterior of the stadium. Additionally, Gillette upgraded its field surface with FieldTurf's Revolution turf system and VersaTile drainage and shock underlayment for its unparalleled player safety and extraordinary durability.

In 2013, Gillette Stadium added more than 14,000 square feet of leading edge LED ribbon boards on three different levels of the stadium and four new digital panels on the sidelines above the concourse. These ribbon boards and panels feature scores, highlights, statistics and digital promotions. The Patriots Gameday Live App gives all fans coming to Gillette Stadium cool ways to prepare for and enjoy the game day experience with exclusive in-game content and videos, traffic and weather updates and more.

In 2012, Gillette Stadium, with assistance from networking partner Enterasys, became one of the first venues in the NFL to offer free WiFi with enough bandwidth to accommodate every guest. Also new are updated and rebranded concessions throughout the stadium, offering more healthy options and a new brew pub.

In 2010, Gillette Stadium installed two new Daktronics high-definition LED video scoreboards, providing additional clarity and the ability to display more instant replays and an array of graphics. The video board above the south end zone, at 41.5-feet high and 164-feet wide, is the largest HD video board in use in an outdoor NFL stadium. Fan satisfaction is at the forefront of Gillette Stadium's design, with unobstructed views from the entire length of each of its wide concourses, ensuring great views to the field from practically anywhere inside the turnstiles. Additional gathering areas, such as the end-zone plazas, offer alternative viewing where fans can gather to socialize before, during and after games. Once at their seats, guests relax in theater-style chairs, each one complete with a cup holder.

For the ultimate in creature comforts, the Putnam Club, remodeled in 2011, offers club members 120,000 square feet of comfort to enjoy the games. The stadium's 89 luxury suites in the EMC2 suite level are the largest in the NFL, ranging from 800 to 2,700 square feet. Each suite features luxurious furnishings as well as private bars and restrooms.

Gillette Stadium celebrates New England's heritage with a unique display of local flavor. A stylized lighthouse and bridge greet fans entering from NRG Plaza and create the stadium's signature view. The coastal heritage of the region is represented in a seascape scene that complements the bridge and lighthouse and flanks the players' entrance to the field. Guests can experience a unique view of the action from atop the bridge, which connects the east and west concourses at the base of the lighthouse.

[www.GilletteStadium.com](http://www.GilletteStadium.com) @GilletteStadium

### GILLETTE STADIUM QUICK HITS

Construction started	2000
Stadium Opened	2002
Capacity	68,756
Club Seats	6,000
Luxury Suites	89
Width of concourses	up to 70 feet
Concession Locations	500+
HD video boards	2 (41.5' x 164' and 45' x 100')
Stadium footprint	17.3 acres
Stadium area	1.9 million square feet
Television monitors	1,000+
Points of distributed sound	2,000

### GILLETTE STADIUM FUN FACTS

#### The Height of Design

The stadium's signature lighthouse in the north end zone rises 10 stories above the playing field, but is dwarfed by the height of the stadium itself, which is 16 stories tall.

#### Worth the Weight

Approximately 6,300 pieces of blue steel form the structure of Gillette Stadium, weighing in at 16,000 tons.

#### Lap of Luxury

The Putnam Clubs on each side of Gillette Stadium are larger than a football field, with cathedral ceilings four stories high and a floor-to-ceiling glass wall providing an end zone to end zone view of the field.

#### The Suite Life

The stadium's 89 luxury suites each have granite-topped wet bars, marbled bathrooms and personal attendants.

#### Making Room

The construction of Gillette Stadium required the removal of 90,000 cubic yards of blasted bedrock, 310,000 cubic yards of total excavated material and the demolition of the old Foxboro Stadium and racetrack. All materials were repurposed into the construction of Gillette Stadium.

#### Concrete Example

The foundation of Gillette Stadium consists of 17,500 cubic yards of concrete, enough to build a sidewalk from here to Boston, on both sides of the street.

#### A Light Snack

On a typical game day, Patriots fans eat more than one ton of Italian sausage and warm up with 186 gallons of clam chowder.

#### Team-Work

Up to 5,000 staff are necessary to operate Gillette Stadium for a Patriots game, at a ratio of one worker for every 13.7 fans.



The Hall at Patriot Place presented by Raytheon is the crown jewel of Patriot Place and the only sports and education experience of its kind. Through a dazzling array of interactive multimedia exhibits and artifacts never before viewable by the public, The Hall at Patriot Place presented by Raytheon showcases the tradition of the New England Patriots, explores the history of football in New England, and promotes math and science education for thousands of schoolchildren each year through its partnership with Raytheon.

The experience begins as visitors enter an elevator on the ground floor and hear a voice from Patriots history welcoming them to The Hall. The journey continues through 36,000 square feet and two stories until visitors reach one of The Hall's signature exhibits and its premier photo opportunity: the Patriots' three Lombardi trophies.

The Hall features interactive exhibits designed to educate and entertain. Visitors receive instruction from Patriots Head Coach Bill Belichick on how plays in the Patriots' playbook are designed. They also step inside a game-used replay booth and make the call on an instant replay review with instruction from former NFL Vice President of Officiating Mike Pereira. Fans of all ages test their vertical leap, reaction time and weight against NFL players.

The Hall's 13 high-definition touch screen kiosks allow visitors to interact with the exhibits in unique ways. Four and a half hours of exclusive video content is also displayed on 14 60-inch high-definition TV monitors, eight projection screens and the 45-foot-wide panoramic movie screen in the Raytheon Theater, where a 15-minute signature film plays every 20 minutes.

Each of the members of the Patriots Hall of Fame is immortalized on 30-foot high, six-foot wide video pylons utilizing the first Magink digital ink display in the United States. Fans can choose which Hall of Famer to highlight on one of four touch screen kiosks, causing the pylons to come alive with video and images of each player while additional information is displayed on the screen below.



"One of the greatest things about sports is the bond players and fans share. You feel like you've lived through the same experiences and share the same memories. That was one of our motivations in building The Hall. We wanted to create a place where our fans and alumni could visit and relive those moments together. We wanted to preserve the legacy of this franchise and give our greatest players the most prominent display of any hall of fame in the world."

— Robert Kraft

To complement the audiovisual experiences, there are thousands of football artifacts on display at The Hall, ranging from the priceless (a football from the 1876 Harvard-Yale game) to the quirky (the infamous snow plow that cleared the way for a Patriots win over the Dolphins in 1982) to the sublime (The Patriots' three Super Bowl rings).

In partnership with the Raytheon Company, The Hall at Patriot Place presents an integrated math and science education program featuring STEM modules that engage field trip students in real-life, football-related experiences using the engineering design process and other standards-based activities. The Hall added a new educational interactive in 2013 in conjunction with Raytheon -- a passing and

kicking game called, "By the Numbers," in which participants input information to complete a pass or kick a field goal. Additionally, all visitors can experience the "In the Numbers" exhibit, presented by Raytheon, which uses football to teach math and science in a fun and interactive way.

In 2009, The Hall received a Gold MUSE Award from the American Association of Museums and The Hall's signature film, "Patriots Way," won a CINE Golden Eagle Award. The Hall was also named to *Boston Globe Magazine's* Best of the New and was a *Yankee* magazine Editor's Choice recommendation. For more information, please visit [www.thehallatpatriotplace.com](http://www.thehallatpatriotplace.com).



# NEVER MISS A PATRIOTS GAME.



Staying close to the Patriots on game day starts with Verizon technology. When you have the combined power of NFL Mobile and FiOS Quantum<sup>SM</sup> Internet and TV from Verizon, it's bound to be the best season yet. Get live NFL games right on your phone, plus unmatched Internet speed and control over your TV content at home.

*ALWAYS BEING CONNECTED TO THE PATRIOTS. THAT'S POWERFUL.*



[verizon.com](http://verizon.com)



FiOS available in select areas. FiOS Quantum Internet speeds up to 300 download and 65 upload Mbps available. Requires FiOS Quantum TV – Premium Service. New England Patriots trademarks, including Patriots logo, are the property of New England Patriots LLC., and are used pursuant to a licensing agreement with New England Patriots LLC. Airtime, message and data rates may apply for app download and use. Available on select smartphones. Subscription required for video content on all devices. Coverage not available everywhere. © 2014 Verizon.



# EXECUTIVES





ROBERT  
**KRAFT**



CHAIRMAN & CEO

DIVISION TITLES

96 97 01 03 04 05 06 07 09 10 11 12 13 14

CONFERENCE TITLES



SUPER BOWLS



Since Robert Kraft purchased the team in 1994, the Patriots have experienced one of the most dramatic turnarounds in the history of sports. In 21 seasons of ownership, Kraft has transformed one of the league's least successful clubs into what many observers view as a model NFL franchise. In its first 34 seasons of existence, the Patriots won a total of 225 games. Under Kraft's guidance, the franchise equaled that win total in just 19 years. In the five seasons immediately preceding his purchase (1989-93), the Patriots were a moribund team, winning just 19 of 80 games (.238 pct.) and recording the worst record in the NFL over that span.

When he bought the franchise on Jan. 21, 1994, Kraft announced his intention to bring a championship to New England, a tall order considering the team's previous success rate. But since then, under Kraft's leadership, the Patriots have won more division titles (14), conference crowns (7) and Super Bowl championships (4) than any other NFL team. In 2014, the Patriots claimed their fourth Super Bowl during Kraft's tenure, a total that is most in the league over that span. Since 1994, no other NFL team has won more than two Super Bowls. In Kraft's 21 seasons, the Patriots have qualified for the playoffs 16 times, more than doubling the franchise's playoff appearances in their first 34 seasons.

The Patriots won more than half their games for the 14th straight year with a 12-4 record in 2014.

*Kraft and the Patriots organization have created a winning team in the community. Established in 1994, the New England Patriots Charitable Foundation was created to support charitable and philanthropic agencies throughout New England.*



**"My objective in buying the Patriots is to help bring a championship to New England."**

**-ROBERT KRAFT, JAN. 21, 1994**

They are the first team to win more than half their games in 14 straight seasons since free agency began in 1993. Under Kraft's ownership, the Patriots are the third team to win more than half their games in 14 straight seasons since the 1970 AFL-NFL merger, joining the 49ers (16 straight from 1983-98) and the Cowboys (16 straight from 1970-85). New England has won 24 playoff games since Kraft purchased the team in 1994, tied for third-most in league history under one ownership group.

#### **BUILDING GILLETTE**

From 2000 to 2002, The Kraft Group's real estate development team oversaw the on-time and on-budget construction of Gillette Stadium, a privately-financed \$325 million state-of-the-art stadium that the Patriots and their fans are proud to call home. The financial commitment from Kraft provided a solid foundation on which to build for the first time in the franchise's nomadic history. Patriots fans are protected from personal seat license fees since Gillette is the only privately-funded stadium

**A WINNING TRADITION**

Robert Kraft's winning percentage with the Patriots (.680) since taking over the team in 1994 is the highest among all owners/ownership groups with at least 200 wins (regular and postseason). He is one of just five owners with at least 200 wins and a winning percentage over .600.

Owner	Team	Years	Winning Pct.
<b>Robert Kraft</b>	<b>Patriots</b>	<b>1994-present</b>	<b>.680</b>
Eddie DeBartolo, Jr.	49ers	1977-99	.636
Clint Murchison, Jr.	Cowboys	1960-83	.634
Joe Robbie	Dolphins	1966-89	.609
Pat Bowlen	Broncos	1984-present	.605

in the NFL. Moving from Foxboro Stadium into the majestic Gillette Stadium marked another worst-to-first transformation for the Krafts, who now operate New England's premier entertainment venue. After opening Gillette Stadium, Kraft was recognized as the Sports Executive of the Year by one national publication and he and Jonathan Kraft were named Sports Industrialists of the Year by another.

The construction of Gillette Stadium was the first project of The Kraft Group's development team. In 2007, The Kraft Group expanded the site development with the construction of Patriot Place, a mixed-use lifestyle center and entertainment destination.

**INSTALLING HIS VISION**

It didn't take long for Kraft's vision to come into focus. His personal investment in the team restored the faith of Patriots fans and rejuvenated interest throughout New England. The year he bought the team, season ticket sales soared to new heights, eclipsing 40,000 for the first time in franchise history. By the start of his first season, every game was sold out, a feat that had never been accomplished in the franchise's previous 34 seasons. The achievement ensured that local broadcast blackouts would be lifted and every Patriots game, home and away, would be televised throughout New England for the first time in team history. Every game has been sold out since that 1994 season opener.

**BEST IN SPORTS**

After claiming their third Super Bowl in four years, *Forbes* selected the New England Patriots as the best team in sports. The accompanying article recognized how Robert Kraft built the Patriots organization into a winner on and off the field, as the team became just the fourth NFL franchise to be valued at over \$1 billion by the magazine.



In his first year of ownership, the Patriots won their final seven regular season games to qualify for the postseason, ending an eight-year playoff drought. By his fifth anniversary as owner, under the direction of two different head coaches, the Patriots had already established themselves as perennial playoff contenders, qualifying for the postseason four times, including twice as division champions. In 1996, the Patriots claimed their first division title in 10 years. After defeating Pittsburgh in the playoffs that year, the Patriots hosted their first conference championship game in franchise history and advanced to Super Bowl XXXI.

**ASCENSION**

The transformation of the Patriots under Kraft's leadership constitutes one of the greatest long-term, worst-to-first revivals in sports history. In 2005, *Forbes* magazine valued the Patriots franchise at \$1 billion. The Patriots were just the fourth sports franchise in history to eclipse that financial plateau. After winning back-to-back Super Bowls and three titles in four years, *Forbes* also named the Patriots "The Best Team in Sports."

In 2007, the New England Patriots won a franchise-record fifth consecutive division title. They also became the first NFL team to win 16 games

**A CHAMPIONSHIP ERA**



Prior to 1994, the Patriots qualified for the playoffs just six times during their first 34 seasons (1960-93). In the 21 seasons since Robert Kraft has taken ownership, the Patriots have qualified for the playoffs 16 times, 14 times as division champions, and have won seven conference titles and four Super Bowl championships.

	Pre-Kraft 1960-93	1989-93	Kraft Era 1994-2014
Overall Record .....	225-276-9	19-61	253-119
Winning Pct. ....	.450	.238	.680
Super Bowl Titles .....	0	0	4
Conference Titles .....	1	0	7
Division Titles.....	3	0	14
Playoff Seasons .....	6	0	16
Playoff Record .....	4-6	0-0	24-12
Home Playoff Games .....	1	0	20
Home Playoff Record.....	0-1	0-0	17-3



**250 WINS**

Robert Kraft reached 250 career wins on Dec. 21, 2014, in the Patriots' 17-16 win at the N.Y. Jets. He reached 250 career wins in 368 career games, tied with Chicago's George Halas for the fastest to reach 250 wins. Kraft now has 253 career wins.

Owner	Team	Games to 250 Wins
Robert Kraft	New England Patriots	368
Halas Family	Chicago Bears	368

during the regular season and the only team to ever win 18 consecutive games in one season. The undefeated regular season boosted the team's overall record from 2003 to 2007 to 77-17 for a remarkable .819 winning percentage. The 77 wins in five years is the most by any team over any five-year span in NFL history. From Sept. 14, 2003 to Oct. 26, 2008, the Patriots won 82 games with only 18 losses. It marks the most successful 100-game stretch since the league was founded in 1920.

The Kraft-era Patriots also set three significant NFL records for consecutive wins. In 2003 and 2004, the Patriots won 21 consecutive games, which included three playoff games. Two years later, the Patriots started another streak and over the next three seasons won 21 consecutive regular season games. In addition, the Patriots also established an NFL record by winning 10 consecutive playoff games (2001-05). During that time, the Patriots also won 21 consecutive games at Gillette Stadium, the longest home win streak in franchise history.

The success the Patriots sustained during the 2000s is without rival. The Patriots' 126 total victories (including playoffs) was the most by any team in one decade in the 95-year history of the NFL. The recent decade of dominance featured more Super Bowl titles (3), conference titles (4), division titles (7), playoff wins (14), victories in a single season (18) and victories in a regular season (16) than any other team. In addition, no other NFL team hosted more playoff games (9) or played in more playoff games (18) than the New England Patriots. The sustained success earned the franchise "Team of the Decade" acclaim from many publications.

**2014 NFL OWNER COMMITTEES**

While Kraft gets credit for resurrecting the once wayward Patriots franchise, he's also often cited as a key contributor in many of the league's major contract negotiations. He is the chairman of the NFL's broadcast committee and an active member of four other committees.

- ★ Broadcast Committee - Chairman
- ★ Management Council Executive Committee
- ★ NFL Network Committee
- ★ Finance Committee
- ★ Compensation Committee

**GETTING HIS START**

Kraft began his business career with the Rand-Whitney Group, Inc. of Worcester, Mass., a company that converted paper into packaging for various industries. He later acquired the company. In 1972, he founded International Forest Products, a trader of paper commodities that now does business annually in more than 90 countries. Together, Rand-Whitney and International Forest Products (IFP) comprise one of the largest privately-owned and fully integrated paper and packaging companies in the United States. In 2011, IFP was the top U.S. containerized exporter in New England and ranked 27th in the nation. Kraft founded The Kraft Group to serve as the holding company for the family's varied business interests, which are concentrated in five specific areas: the distribution of forest products, paper and packaging manufacturing, sports and entertainment, real estate development and private equity and venture investing.

Throughout Kraft's professional career, many of his biggest risks have yielded the greatest rewards. That was true throughout his pursuit of Patriots ownership, beginning in 1985 when he first purchased an option on the land surrounding the old stadium in Foxborough, Mass. It was a large

**SUSTAINED SUCCESS**

The Patriots won more than half of their games for the 14th straight year in 2014. They are the first team to win more than half of their games in 14 straight seasons since free agency began in 1993. The Patriots are the third team to win more than half of their games in 14 straight seasons since the 1970 AFL-NFL merger, joining the 49ers (16 straight from 1983-1998) and the Cowboys (16 straight from 1970-85).

**MOST CONSECUTIVE WINNING SEASONS (since 1970 merger)**

San Francisco (1983-98)	16
Dallas (1970-85)	16
<b>New England (2001-13)</b>	<b>14</b>
Oakland (1970-80)	11

The Patriots are the only team in the NFL to have recorded nine or more wins in each of the last 13 seasons.

**MOST SEASONS OF 9+ WINS SINCE 2001**

<b>New England</b> .....	<b>14</b>
Indianapolis.....	12
Baltimore.....	10
Green Bay.....	10
Pittsburgh.....	10
Philadelphia.....	10

New England reached at least 10 regular-season wins for the 12th consecutive season in 2014. San Francisco (16) is the only other team to accomplish the feat.

Team	Years	Consec. 10+ Win Seasons
San Francisco	1983-1998	16
<b>New England</b>	<b>2003-present</b>	<b>12</b>
Indianapolis	2002-2010	10



investment for an underdeveloped parcel of land, but proved to be an important first step in a long process toward buying the Patriots. In 1988, he took another step by purchasing the stadium out of bankruptcy court when he purchased the antiquated stadium in Foxborough. But, with a binding lease through 2001, the acquisition of the old stadium proved to be an invaluable asset in Kraft's quest toward owning the team.

When his opportunity came in January of 1994, Kraft faced a difficult business dilemma. He had to decide between committing over \$172 million of family resources to purchase the Patriots or accept a lucrative \$75 million buyout offer to void the final years of the team's stadium lease and allow the team to move out of New England. On Jan. 21, 1994, Kraft passed on the buyout offer, choosing instead to make an 11th-hour bid to buy the team. On Feb. 26, 1994, a day after Kraft earned league approval, season tickets for the 1994 season went on sale and Patriots fans showed their support for Kraft's decision in record numbers. By the end of the first business day, amidst a winter nor'easter, 5,958 season ticket orders were processed, shattering the previous single-day sales record of 979. The show of support validated Kraft's decision to buy the team and gave him the confidence to focus on another long-term project with great financial risk: the private-financing and construction of Gillette Stadium.

## LOVE OF SPORTS

Kraft is widely recognized as one of the most successful owners in professional sports. As Chairman and CEO of the New England Patriots, Investor/Operator of the New England Revolution and owner of Gillette Stadium and Patriot Place, Kraft has turned that underdeveloped parcel of land he purchased in 1985 in Foxborough, Mass. into a world-class sports and entertainment destination in New England.

Under Kraft's leadership, the Patriots and the Revolution have delivered three league championships and nine conference titles, while his private-financing of Gillette Stadium has given fans a world-class facility in which to enjoy New England's championship tradition.

Kraft's long-standing support of soccer in the United States dates back to his efforts in the early 1990s to secure Foxborough as one of the nine host venues for the 1994 FIFA World Cup.

## PERSONAL

A native of Brookline, Mass., Kraft attended local public schools before entering Columbia University on an academic scholarship. Upon graduation, he received a fellowship to attend Harvard Business School, where he earned a master's degree in business administration.

Kraft's love affair with football and the Patriots

## SUCCESS STORY

Since Robert Kraft bought the team in 1994, the Patriots have become the most successful franchise in the NFL. For the past 21 seasons (1994-2014), the Patriots have won more Super Bowl Championships (4), more conference championships (7) and more division titles (14) than any other NFL team. In addition to championships, the Patriots have also won more, and more often, than any other NFL team, claiming 253 total victories and a .680 winning percentage, including 24 wins in the postseason.

### SUPER BOWL CHAMPIONSHIPS SINCE 1994

<b>New England Patriots</b> . . . . .	<b>4</b>
Baltimore Ravens . . . . .	2
Denver Broncos . . . . .	2
Green Bay Packers . . . . .	2
New York Giants . . . . .	2
Pittsburgh Steelers . . . . .	2
7 Teams . . . . .	1

### CONFERENCE CHAMPIONSHIPS SINCE 1994

<b>New England Patriots</b> . . . . .	<b>7</b>
Pittsburgh Steelers . . . . .	4
Denver Broncos . . . . .	3
Green Bay Packers . . . . .	3
New York Giants . . . . .	3
Seattle Seahawks . . . . .	3
Baltimore Ravens . . . . .	2
Indianapolis Colts . . . . .	2
St. Louis Rams . . . . .	2
San Francisco 49ers . . . . .	2

### DIVISION CHAMPIONSHIPS SINCE 1994

<b>New England Patriots</b> . . . . .	<b>14</b>
Green Bay Packers . . . . .	11
Pittsburgh Steelers . . . . .	11
Indianapolis Colts . . . . .	10

### PLAYOFF VICTORIES SINCE 1994

<b>New England Patriots</b> . . . . .	<b>24</b>
Pittsburgh Steelers . . . . .	17
Green Bay Packers . . . . .	17
Baltimore Ravens . . . . .	15
Indianapolis Colts . . . . .	14
Philadelphia Eagles . . . . .	11

### TOTAL VICTORIES SINCE 1994

<b>New England Patriots</b> . . . . .	<b>253</b>
Green Bay Packers . . . . .	233
Pittsburgh Steelers . . . . .	228
Indianapolis Colts . . . . .	219
Denver Broncos . . . . .	214

### OVERALL WINNING PERCENTAGE SINCE 1994 (INCLUDING POSTSEASON)

Team	W	L	T	Pct.
<b>New England Patriots</b>	<b>253</b>	<b>119</b>	<b>0</b>	<b>.680</b>
Green Bay Packers	233	133	1	.636
Pittsburgh Steelers	228	135	1	.628
Denver Broncos	214	142	0	.601
Indianapolis Colts	219	146	0	.600

### PLAYOFF WINNING PERCENTAGE SINCE 1994

Team	W	L	Pct.
<b>New England Patriots</b>	<b>24</b>	<b>12</b>	<b>.667</b>
Baltimore Ravens	15	8	.652
New York Giants	10	6	.625
Pittsburgh Steelers	17	11	.607
Arizona Cardinals	5	4	.556



**Kraft's seats from the old stadium (section 217, row 25, seats 1-6) are on display at the Patriots Hall of Fame presented by Raytheon.**

began decades ago. A Patriots fan since their AFL days in the 1960s, Kraft attended games at each of the team's Boston venues: Boston University Field, Fenway Park, Boston College Alumni Stadium and Harvard Stadium. When the team moved to then Schaefer Stadium in 1971, Kraft invested in season tickets for his family. He credits the memories and experiences shared with his family and other Patriots fans during those years for his passionate pursuit of ownership of the franchise.

Kraft serves on the board of directors for Viacom. He is also on the executive committee for the Dana-Farber Cancer Institute, where he established the Robert K. Kraft Family Blood Donor Center. He is a member of the Executive Committee of the Massachusetts Competitive Partnership. He is a trustee emeritus at Columbia and is a trustee at Boston College. He has received honorary degrees from several colleges and universities and was awarded the NCAA's highest honor when he received

the Theodore Roosevelt Award, "presented annually to a distinguished citizen of national reputation and outstanding accomplishments." In 2011, Kraft received the Harvard Business School Alumni Achievement Award and received the prestigious honor of being inducted into the 231st class of American Academy of Arts and Sciences, one of the nation's oldest and most learned societies. With his induction, he joined the likes of many other patriots, including George Washington, Benjamin Franklin, John Adams and John Hancock. In 2012, he became the first NFL owner in the 44-year history of the honor to ever be selected to receive the George Halas Award, which is presented annually to the NFL player, coach or staff member who overcomes the most adversity to succeed. He was also inducted into Columbia's athletic hall of fame in 2012. In 2013, he received the Carnegie Hall Medal of Excellence.

Over the past five decades, the Kraft family has been one of New England's most philanthropic families, donating hundreds of millions of dollars in support of local charities and civic affairs. In 2011, the Krafts pledged \$20 million to Partners HealthCare to launch the Kraft Center for Community Health, an initiative designed to improve the leadership of and access to quality health care at community centers in Massachusetts. With success, the model used will expand nationally.

## The Boston Globe

THURSDAY, JULY 26, 2013

### Kraft, his heart heavy, lifts NFL

Patriots owner helped bring accord during his wife's final days

By Frank S. Reardon

The 44-year-old owner of the NFL's Boston Patriots and his wife, Nancy, were in a private moment of grief in a hospital room in Boston.

But the 61-year-old Patriots owner and his wife were not alone. They were surrounded by the NFL's top executives and owners, all gathered in a conference room in Boston to discuss the future of the league.

It was a moment of quiet reflection for the Patriots owner and his wife, as they prepared to face the future of the league.

A spokesman for the Patriots owner said that the team's future was the top priority for the family and the league.

The Patriots owner and his wife were in a private moment of grief in a hospital room in Boston.

But the 61-year-old Patriots owner and his wife were not alone. They were surrounded by the NFL's top executives and owners, all gathered in a conference room in Boston to discuss the future of the league.



**"Without him, this deal does not get done. He is a man who helped us save football and we're so [grateful] for that. We're [grateful] for his family and for the opportunity he presented to get this deal done."**

**-INDIANAPOLIS COLTS C JEFF SATURDAY ON PATRIOTS OWNER ROBERT KRAFT'S ROLE IN THE NEGOTIATIONS OF THE NEW 10-YEAR NFL CBA**



# JONATHAN KRAFT

P R E S I D E N T

96 97 01 03 04 05 06 07 09 10 11 12 13 14

DIVISION TITLES

CONFERENCE TITLES

96	01	03
04	07	11
14		

SUPER BOWLS

01 03 04 14

Jonathan A. Kraft is the president of The Kraft Group, the holding company of the Kraft family's varied business interests. He is also the president of the three-time Super Bowl Champion New England Patriots. As president of the Patriots, Kraft oversees the management and strategic planning of each department within the organization. He also works closely with his father to represent the Patriots in all league matters and has served on multiple NFL owner committees.

Kraft's NFL obligations are only a small part of his day-to-day responsibilities, which are as diversified as the many different companies he oversees. The Kraft Group has a variety of interests concentrated in five specific areas: the distribution of forest products, paper and packaging manufacturing, sports and entertainment, real estate development and private equity and venture investing. As president, Kraft is responsible for overseeing the operations of each division.

Since his family purchased the team in 1994, Kraft has been the day-to-day driving force behind the rebuilding and rebranding of the franchise, bringing long-overdue stability to the once wayward organization. It has been a remarkable transformation, as the Patriots have evolved from worst to first in many categories, both on and off the field.

Once tenants in the league's poorest venue, the Patriots now play in one of the NFL's premier stadiums. Once last in the league in revenues, the Patriots now rank among the league's elite. Once a cellar dweller, the Patriots are now a perennial power.

In the first 21 years of the Kraft family's ownership, the Patriots have won more games and more often than any other NFL team, and Kraft has successfully implemented many initiatives that have accelerated the franchise's many worst-to-first transitions.

In the past decade, the Patriots set multiple NFL records and earned "Team of the Decade" acclaim from multiple publications. During the first decade of the 2000s, the Patriots established three NFL consecutive win streak records with a 10-game win streak in the postseason, a 21-game overall win streak (including playoff games) and a 21-game regular season win streak. Overall, the Patriots won 126 games during the decade, the most by any NFL team in one decade in the 95-year history of the league. The Patriots also became just the second team in NFL history to win three Super Bowls in four years and finished the decade with more Super Bowl titles (3), conference titles

(4), division titles (7), playoff wins (14), victories in a single season (18) and victories in a regular season (16) than any other team. During that time (2001-10), the Patriots won 121 regular season games and 135 games overall, the most by any franchise during any 10-year span in NFL history.

Of all the team's recent achievements, arguably the most significant contribution to the organization's future success was securing financial approval for the construction of a new world-class stadium, the first of its kind in the franchise's history. Kraft developed the creative private-financing strategy for the \$325 million construction of Gillette Stadium. Many financial experts dismissed the viability of his plan, which relied on year-round club memberships for new clientele rather than the more conventional sale of private seat licenses to existing season ticket holders. Kraft's unprecedented plan was considered a financial risk, but proved to be universally successful.

Throughout the stadium initiative, no one was more involved in each phase of the project, including the planning, construction, opening and ongoing operation and development of Gillette Stadium. Kraft worked closely with stadium designers to create a world-class sports and entertainment facility that would highlight features indigenous to New England. His team not only delivered on the promise of a fan-friendly facility, but did so on time and under budget.

Kraft and the project team also drew praise for innovative environmental practices. In June of 2001, the Environmental Business Council presented The Kraft Group with the Environmental Award for Corporate Leadership. In May of 2002, the Kraft Group received New England's Environmental Merit Award from the U.S. Environmental Protection Agency for the development and construction of Gillette Stadium.

In 2002, Jonathan and Robert Kraft received the Sports Industrialists of the Year award, presented annually by Sports Business Daily. The Krafts opened the year celebrating New England's first Super Bowl championship. They christened their new stadium just a few months later, earning various awards and acclaim for the project. They negotiated a new naming rights partnership with Gillette and celebrated a spectacular grand

## 2014 NFL OWNER COMMITTEES

- ★ Digital Media Committee - Co-Chairman
- ★ Business Ventures Committee

opening by hosting the 2002 season premiere of Monday Night Football as Super Bowl champions, presenting both the stadium and their 2001 Super Bowl banner to the fans of New England. One month later, the Krafts' Major League Soccer franchise, the New England Revolution, won the Eastern Conference to qualify for the MLS Cup, which drew over 61,000 fans to Gillette Stadium, the then-largest crowd in MLS history.

Prior to the Kraft family's ownership, the Patriots fan base was limited in range and scope. As a lifelong Patriots fan, Kraft was committed to expanding the Patriots fan base through an innovative multimedia outreach. Under his directive, the Patriots became the first professional sports team to launch an official Web site in March of 1995. Just two years later, the team debuted the first use of streaming video, offering a nightly video update. The Patriots' other Internet initiatives include a highly successful e-commerce division, providing Patriots fans around the world easy access to Patriots merchandise and apparel. In 2004, the team showed their commitment to globalizing the Patriots brand when they launched the NFL's first Chinese-language version of their website. Entering the 2014 season, the Patriots have 188 registered fan clubs in 21 countries. The Patriots are also among the top NFL teams in the NFL in terms of social media presence, with more than five million Facebook fans and 900,000 Twitter followers. As chair of the league's digital committee, Kraft continues to seek innovative ways to enhance the day of game experience for all of our fans. Gillette Stadium features one of the league's only ubiquitous WiFi solutions, allowing fans to stay connected throughout the game on their mobile devices. The Patriots' mobile app, which gives fans in-stadium access to live streaming of NFL RedZone, among other content,

is one of the most advanced in the league.

In April of 1995, the Patriots began publishing *Patriots Football Weekly*, the first full-color weekly publication offered by a sports team. It appears on newsstands throughout New England and is distributed to Patriots fans throughout the world. In September of 2011, the team launched the iPad-version of PFW, making the Patriots one of the first sports teams in the world to publish a subscription-based digital publication. Following the Super Bowl XXXVI championship, Kraft commissioned the production of a DVD entitled "3 Games to Glory," providing fans an opportunity to re-live three of the most memorable games in franchise history. Since then, he has overseen the production of its sequels, "3 Games to Glory II," and "3 Games to Glory III," each featuring over five hours of behind-the-scenes content on a two-disc DVD set. The Patriots were the first team to produce and sell such extensive commemorative DVDs.

A Williams College graduate, Kraft also earned an MBA from Harvard Business School. He is on the board of trustees for several organizations, including Williams College, Belmont Hill School and Massachusetts General Hospital. Kraft also serves on the Dean's Board of Advisors at Harvard Business School, is a member of the Chairman's Council at Boston Children's Hospital and is on the board of directors for Pop Warner Little Scholars, Inc.

Kraft is active in youth athletics, coaching Pop Warner football, youth soccer and Little League baseball in the greater Boston area. In 2006, he was the recipient of the Warner Award, named after Glenn S. "Pop" Warner. The award is presented annually and is considered Pop Warner's highest national honor.

Jonathan and his wife, Patti, have three children.





# A DECADE OF DOMINANCE (2000-09)

When Robert Kraft purchased the New England Patriots in 1994, few would have thought that just 17 years later the franchise would be the undisputed team of the decade in the first decade of the new millennium. Kraft brought a winning vision to the organization and dedicated his resources to building a consistent winner. On Jan. 27, 2000, Kraft hired Bill Belichick to coach the team, and three months later the team drafted then-unheralded quarterback Tom Brady, putting the final pieces in place for the Patriots to become the most successful NFL team of the 2000s. The tallies listed below represent totals during the 2000-2009 seasons.

### Super Bowl Titles

<b>New England</b> .....	<b>3</b>
Pittsburgh .....	2
Baltimore .....	1
Indianapolis .....	1
New Orleans.....	1
N.Y. Giants .....	1
Tampa Bay .....	1

### Conference Titles

<b>New England</b> .....	<b>4</b>
Indianapolis .....	2
N.Y. Giants .....	2
Pittsburgh .....	2
10 Teams .....	1

### Division Titles

<b>New England</b> .....	<b>7</b>
Indianapolis .....	6
Philadelphia .....	5
Pittsburgh .....	5
San Diego .....	5

Note: The Patriots also finished tied for the division lead twice during the 2000s but lost the division title on tiebreakers in 2002 and 2008.

### Playoff Wins

<b>New England</b> .....	<b>14</b>
Philadelphia .....	10
Pittsburgh .....	10
Indianapolis .....	9
Baltimore .....	8

### Playoff Winning Percentage

Team	W	L	Pct.
<b>New England</b>	<b>14</b>	<b>4</b>	<b>.777</b>
New Orleans	5	2	.714
Pittsburgh	10	4	.714
Arizona	4	2	.667
Carolina	5	3	.625
Baltimore	8	5	.615

### Playoff Games Played

(Includes 2009 Wild Card Round)

<b>New England</b> .....	<b>18</b>
Philadelphia .....	18
Indianapolis .....	17
Pittsburgh .....	14
Baltimore .....	13
N.Y. Giants .....	11

### Overall Wins

(Includes Regular Season and Playoffs)

<b>New England</b> .....	<b>126</b>
Indianapolis .....	124
Pittsburgh .....	113
Philadelphia .....	113
Baltimore .....	100

### Overall Winning Percentage

(Includes Regular Season and Playoffs)

Team	W	L	T	Pct.
<b>New England</b>	<b>126</b>	<b>52</b>	<b>0</b>	<b>.708</b>
Indianapolis	124	53	0	.701
Pittsburgh	113	60	1	.652
Philadelphia	113	64	1	.638
Green Bay	98	71	0	.580

### Most Victories in a Season

(Inc. Playoffs), 2000-09

Team	Year	W
<b>New England</b>	<b>2007</b>	<b>18</b>
<b>New England</b>	<b>2003</b>	<b>17</b>
<b>New England</b>	<b>2004</b>	<b>17</b>
Baltimore	2000	16
St. Louis	2001	16
Pittsburgh	2004	16
Indianapolis	2006	16
Indianapolis	2009	16
New Orleans	2009	16

### Most Victories in a Single Regular Season, 2000-09

Team	Year	W
<b>New England</b>	<b>2007</b>	<b>16</b>
Pittsburgh	2004	15
<b>New England</b>	<b>2003</b>	<b>14</b>
<b>New England</b>	<b>2004</b>	<b>14</b>
Indianapolis	2005	14
Indianapolis	2009	14
St. Louis	2001	14

### Most points scored in a game in the 2000s

Rk	Team	Date	Opp	PF	PA
<b>1</b>	<b>NE</b>	<b>10/18/09</b>	<b>Ten</b>	<b>59</b>	<b>0</b>
2	CIN	11/28/04	Cle	58	48
3	STL	10/01/00	SD	57	31
4	NE	11/18/07	Buf	56	10
4	KC	10/24/04	Atl	56	10
4	NYJ	09/28/08	Ari	56	35
4	PHI	09/23/07	Det	56	21

### Total Point Differential, 2000-09

Team	PF	PA	Diff.
<b>New England</b>	<b>4003</b>	<b>2897</b>	<b>+1106</b>
Indianapolis	4269	3286	+983
Philadelphia	3758	2883	+875
Pittsburgh	3585	2779	+806
Green Bay	3921	3282	+639

### Playoff Games Hosted

<b>New England</b> .....	<b>9</b>
Philadelphia .....	9
Pittsburgh .....	8
Indianapolis .....	8

### Major Sports League Titles 2000-09

Los Angeles Lakers	NBA	4
<b>New England Patriots</b>	<b>NFL</b>	<b>3</b>
San Antonio Spurs	NBA	3
Boston Red Sox	MLB	2
Detroit Red Wings	NHL	2
Houston Dynamo	MLS	2
Los Angeles Galaxy	MLS	2
New Jersey Devils	NHL	2
New York Yankees	MLB	2
Pittsburgh Steelers	NFL	2
San Jose Earthquakes	MLS	2

### Major Sports Conference Titles, 2000-09

Los Angeles Lakers	NBA	6
<b>New England Patriots</b>	<b>NFL</b>	<b>4</b>
New England Revolution	MLS	4
Los Angeles Galaxy	MLS	4
New York Yankees	MLB	4
Detroit Red Wings	NHL	3
New Jersey Devils	NHL	3
San Antonio Spurs	NBA	3

### Seasons of NFL Playoff Advancement

Philadelphia .....	7
<b>New England</b> .....	<b>6</b>
Pittsburgh .....	5
Baltimore .....	4
Indianapolis .....	4
Green Bay .....	3
Oakland.....	3
Seattle.....	3
New Orleans.....	3



Over the next five years, more than a million service members will return to civilian life. See how we're helping veterans like Alex Rolinski make the transition at [bankofamerica.com/militarysupport](http://bankofamerica.com/militarysupport)



Official Bank of the New England Patriots™

Life's better when we're connected™

Images do not represent any endorsement, expressed or implied, by the Department of Defense or any other United States government agency. New England Patriots trademarks, including Patriots logo, are the property of New England Patriots LLC, and are used pursuant to a licensing agreement with New England Patriots LLC. Bank of America and the Bank of America logo are registered trademarks of Bank of America Corporation. Bank of America, N.A. Member FDIC. © 2014 Bank of America Corporation. ARO6XFF3

# FOOTBALL STAFF

IN BILL  
WE  
TRUST

A person is holding a white rectangular sign with both hands. The sign has the words 'IN BILL', 'WE', and 'TRUST' written on it in a hand-drawn, blocky font. 'IN BILL' and 'WE' are in orange, while 'TRUST' is in blue. The person holding the sign is wearing a dark blue long-sleeved shirt. The background is a blurred crowd of people, suggesting a stadium or public event. In the foreground, the back of a person's head wearing a tan baseball cap is visible, and another person wearing a blue and red baseball cap is partially visible on the right.



BILL  
**BELICHICK**



★ 40th NFL Coaching Season  
★ 20th Head Coaching Season  
★ 15th Season as Patriots Head Coach

HEAD COACH

SUPER BOWLS



CONFERENCE TITLES:



DIVISION TITLES:



**Career Record – 233-118 (.664)**  
**Regular Season – 211-109 (.659)**  
**Postseason – 22-9 (.710)**  
**Patriots Record – 196-73 (.729)**

**COACHING**

Bill Belichick completed his 40th season as an NFL coach and won his fourth Super Bowl, tying Pittsburgh's Chuck Noll for most Super Bowls by a head coach. Belichick is also the only head coach in NFL history to win three Super Bowl championships in a four-year span. He leads all active coaches and is currently fourth all time with 233 total victories as a head coach. In 2014, Belichick passed Hall of Famer Curly Lambeau for fourth place on the NFL wins list and his winning percentage of .664 ranks third in NFL history among coaches with 150 or more wins, trailing only George Halas (.682) and Don Shula (.666).

He won more regular-season games (126) and more games overall (140) during a 10-year stretch (2003-2012) than any other head coach in NFL history.

Belichick was hired by Patriots Chairman and CEO Robert Kraft on Jan. 27, 2000 and completed his 15th season as the team's head coach. In 15 seasons, Belichick has delivered four Super Bowl championships, seven conference titles, 12 division crowns and 21 playoff victories, while posting an overall record of 196-73. Belichick directed the Patriots to victories in Super Bowls XXXVI (2001), XXXVIII (2003), XXXIX (2004) and XLIX (2014), and in 2007 he became the only NFL head coach to guide his team to a 16-0 regular season. From 2003 to 2004, Belichick directed the Patriots to an overall winning streak of 21 consecutive games, including the postseason.

Despite an NFL system designed to ensure parity, Belichick's program has produced a remarkable run of sustained on-field success. From 2000-13, the Patriots won 72.8 percent of their regular-season games (163-61),

**Comment About Bill Belichick**

**Mike Shanahan, two-time Super Bowl champion head coach**

"When I first got the job, Bill left Cleveland and people asked me how I would rank the head coaches. I had Bill number one and Joe Collier and Jeff Fisher as two and three. They kind of laughed at me at that time and they said, 'What do you mean? Why would you rank him there?' He didn't have a lot of success in Cleveland.' I said, 'You just wait and see.'"

**EXTRA POINTS**

- ★ With the victory in Super Bowl XLIX, Bill Belichick tied Pittsburgh's Chuck Noll with his fourth Super Bowl as a head coach.
- ★ Belichick spent 20 years as an assistant coach in the NFL and this is his 20th season as a head coach. According to the Elias Sports Bureau he is the only man in NFL history to serve 20 or more seasons as an assistant coach and 20 seasons as a head coach.
- ★ Belichick's Patriots teams own the all-time NFL records for consecutive total victories, including postseason games, (21 from 2003-04) and consecutive playoff victories (10 from 2001-05).
- ★ Coach Belichick's career winning percentage of .664 (233-118) ranks third all-time among head coaches with 150 or more wins, trailing only Hall of Famers George Halas (.682) and Don Shula (.666).
- ★ In 2007, Coach Belichick led the Patriots to the NFL's first 16-0 regular season and joined Halas and Shula as the only coaches in NFL history to direct their teams to an undefeated regular season.
- ★ Coach Belichick is the only head coach in NFL history to win three Super Bowls in four seasons (2001, 2003, 2004).
- ★ With 40 years of NFL coaching experience, Coach Belichick is the longest tenured among active NFL head coaches.
- ★ The 2014 AFC Championship was Bill Belichick's sixth conference championship as a head coach. Belichick's six conference titles are tied with Don Shula for the most in NFL history during the Super Bowl era.
- ★ Four former assistants on Coach Belichick's staffs are head coaches in the NFL or college in 2014. Two of Coach Belichick's former assistants are NFL general managers in 2014.



## EXTRA POINTS

★ Belichick is the only head coach in NFL history to win at least 13 regular season games in five separate seasons.

★ Belichick is the first head coach in NFL history with 12 straight seasons with at least 10 victories.

recording the highest winning percentage of any major American professional sports team over that span. Over a 100-game stretch from 2003-09, Belichick directed the team to an 81-19 record – tied for the best record in any 100-game span in NFL history. Belichick has led the Patriots to a winning record in each of the last 13 seasons. For five straight seasons from 2003-07, Belichick's teams won the AFC East title and advanced in the playoffs, with the Patriots' five straight years of playoff advancement tying the second longest streak in NFL history. The only other NFL coach to have 10 consecutive winning seasons with one team since the 1970 merger was Tom Landry, who led the Dallas Cowboys to 16 consecutive winning seasons (1970-1985).

Belichick's 22 career playoff wins are the most all-time, while New England's 14 playoff victories from 2000-09 are tied for the highest total in any decade in NFL history. Belichick has compiled a career playoff record of 22-9, with his .710 playoff winning percentage placing him fourth in NFL history.

Belichick's Patriots have rarely been rattled, able to consistently maintain leads and bounce back following losses. Since the beginning of the 2003 season, New England is 38-4 (.905) in regular-season games following a loss, dropping back-to-back regular-season contests just four times over that span.

In addition, the Patriots have consistently maintained their focus throughout the year and have played their best football late in the season. Since 2001, the Patriots lead the league with a 83-22 (.790) overall record in games played on Thanksgiving or later in the NFL season. As

### SUPER SUCCESS

Bill Belichick won his fourth Super Bowl to match Pittsburgh's Chuck Noll for most Super Bowls by a head coach. Belichick is the only coach to win three Super Bowls in the post-1993 salary cap era.

#### MOST SUPER BOWL VICTORIES

Head Coach	Team	Titles	Seasons
Bill Belichick	NE	4	2001, 2003, 2004, 2014
Chuck Noll	PIT	4	1974, 1975, 1978, 1979
Joe Gibbs	WAS	3	1982, 1987, 1991
Bill Walsh	SF	3	1981, 1984, 1988

**NOTE:** Sorted by most recent championship. Super Bowls have determined NFL champion since 1966.

### PLAYOFF SUCCESS

Coach Belichick has won 22 career playoff games, the most by a head coach in NFL history.

#### MOST PLAYOFF WINS BY AN NFL HEAD COACH

Coach	Team(s)	Wins
Bill Belichick	Cleveland Browns, NE Patriots	22
Tom Landry	Dallas Cowboys	20
Don Shula	Baltimore Colts, Miami Dolphins	19
Joe Gibbs	Washington Redskins	17
Chuck Noll	Pittsburgh Steelers	16

the season wears on, the Patriots have only gotten better, posting an NFL-best 30-9 (.769) mark since 2001 in games played on Christmas or later in the NFL season and have gone an NFL-best 52-8 (.867) in the month of December. Since becoming Patriots head coach in 2000, Belichick is 54-10 in December with New England, the best record in December among head coaches with one team in NFL history (min. 25 games). George Seifert is second (27-6, .818).

### 2014 SEASON HIGHLIGHTS

Belichick led the Patriots to a 28-24 win against Seattle in Super Bowl XLIX, his fourth Super Bowl win as a head coach, matching the NFL record set by Chuck Noll.

Belichick earned his 21st career postseason victory in the AFC Championship Game vs. Indianapolis on Jan. 18, 2015, passing Tom Landry for the most playoff wins by a head coach in NFL history.

Belichick passed Curly Lambeau for sole possession of fourth place on the all-time wins list with his 230th career victory, a 17-16 win at N.Y. Jets on Dec. 21, 2014.

Belichick tied Curly Lambeau for fourth place on the all-time wins list with his 229th career victory, a 41-13 win vs. Miami on Dec. 14, 2014. The win clinched Belichick's 12th division title, the most by a head coach since the 1970 merger.

He added to his record with his 12th straight season with 10 or more wins after the Patriots' 23-14 victory at San Diego on Dec. 7, 2014.

Belichick earned his 200th regular season victory as a head coach after the Patriots' 30-7 win at Minnesota on Sept. 14, 2014. He became just the sixth NFL head coach to reach that mark, joining Don Shula (328), George Halas (318), Tom Landry (250), Curly Lambeau (226)

### AMONG THE GREATS

Coach Belichick has 233 career wins and a career winning percentage of .664, placing third in NFL history among all NFL coaches with at least 150 career victories.

#### TOP WINNING PERCENTAGE AMONG HEAD COACHES WITH AT LEAST 150 WINS

Head Coach	Team(s)	Years	W	L	T	Pct.
George Halas	CHI	1920-29,33-42, 46-55,58-67	324	151	31	.682
Don Shula	BAL/MIA	1963-95	347	173	6	.666
Bill Belichick	CLE/NE	1991-95,00-14	233	118	0	.664
Curly Lambeau	GB/CHC/WAS	1921-53	229	134	22	.631

**NOTE:** Winning percentages are calculated using official NFL rules. Ties are not included in winning percentage prior to 1972. Since 1972, a tie counts as a half-win, half-loss.

### Comment About Bill Belichick

Josh McDaniels, Offensive Coordinator/Quarterbacks Coach, New England Patriots  
(on Bill Belichick's impact on him)

"[He] has meant so much to me, not only professionally but personally. He's really mentored me, taught me how to be a good coach, taught me how to identify a way to win each week, taught me how to evaluate players, taught me how to be a part of the draft. He was a mentor in other ways, a very big influence in my life, from off-the-field things, decisions you had to make, those kinds of things. There was nothing that he turned me away for. He would always be there to give me his advice. To me, that's the greatest thing I got from him - he was willing to help me in any way to become a good coach and a good person."

### SUPER BOWL SAVVY

#### MOST SUPER BOWL APPEARANCES BY A HEAD COACH OR ASSISTANT COACH IN NFL HISTORY

<b>Bill Belichick</b>	<b>9 (Six as a head coach)</b>
Dan Reeves	7 (Four as a head coach)
Don Shula	6 (Six as a head coach)
Chuck Noll	5 (Four as a head coach)
Tom Landry	5 (Five as a head coach)
Marv Levy	5 (Four as a head coach)

and Marty Schottenheimer (200).

### 2013 SEASON IN REVIEW

Belichick guided New England to a 12-4 record, a fifth consecutive AFC East crown and third straight appearance in the AFC Championship Game. The 11th division title is now tied with Don Shula for most by a head coach since the NFL merger. With his fifth victory of the season in 2013, Belichick passed Chuck Noll for fifth place on the NFL wins list with his 210th win as a head coach. Belichick also has now led the Patriots to 13 straight winning seasons, good for third all time. Additionally, he coached the Patriots to another AFC East title and 10-plus wins, adding to his NFL record streak. Belichick now has 11 11-win seasons, just two behind Don Shula. With the victory over Indianapolis in the Divisional Playoff, Belichick collected his 19th playoff win to tie Don Shula (19) for the second-most postseason wins among head coaches, behind only Tom Landry (20) in career postseason wins.

Belichick's recent accomplishments are the latest triumphs in an NFL coaching career that began in 1975 and during which he has helped produce five Super Bowl titles, eight conference championships and 17 division titles. Now in his 40th season in the NFL, he has more years of NFL experience than any of the other 31 active head coaches. He won his first two Super Bowls as the defensive coordinator for the New York Giants in 1986 and again in 1990 before claiming three Super Bowl

### POSTSEASON PROWESS

Bill Belichick is the fourth winningest head coach in NFL playoff history, trailing only the legendary Vince Lombardi, whose name is emblazoned on the Super Bowl trophy, Tom Flores, Bill Walsh, Joe Gibbs and Jimmy Johnson.

#### BEST POSTSEASON RECORDS IN NFL HISTORY

(Minimum 10 games)

Head Coach	Team(s)	W	L	Pct.
Vince Lombardi	GB/WAS	9	1	.900
Tom Flores	OAK/LA	8	3	.727
Bill Walsh	SF	10	4	.714
<b>Bill Belichick</b>	<b>CLE/NE</b>	<b>22</b>	<b>9</b>	<b>.710</b>
Joe Gibbs	Washington	17	7	.708
Jimmy Johnson	DAL/MIA	9	4	.692
John Harbaugh	Baltimore	10	5	.667

### Comment About Bill Belichick

**John Harbaugh, Head Coach of the Baltimore Ravens**

"I've always obviously looked up to him as a coach, even before he became a head coach. He's a guy that I admired. We've had the chance to talk about a lot of different things. We talk occasionally. Usually it's me calling with a question, I guess, probably, I've got a lot of respect for him."

### ELITE COMPANY

Bill Belichick is one of nine NFL head coaches to win three or more championships since the league began postseason play in 1933. With the Patriots' victory in Super Bowl XXXIX, Belichick joined an exclusive club in which each of the eight other members has been enshrined in the Pro Football Hall of Fame.

#### HEAD COACHES WITH THREE OR MORE NFL TITLES (Listed alphabetically)

Head Coach	Championship Team(s)
<b>Bill Belichick</b>	<b>New England Patriots</b>
Paul Brown	Cleveland Browns
Weeb Ewbank	Baltimore Colts, New York Jets
Joe Gibbs	Washington Redskins
George Halas	Chicago Bears
Earl (Curly) Lambeau	Green Bay Packers
Vince Lombardi	Green Bay Packers
Chuck Noll	Pittsburgh Steelers
Bill Walsh	San Francisco 49ers

### FOOTBALL FAMILY

Bill Belichick is one of only five head coaches in NFL history whose father played in the NFL. The others are Joe Walton, David Shula, Mike Nolan and Todd Haley. Belichick's father, Steve, played fullback for the Detroit Lions in 1941 and coached for 33 years at the Naval Academy.

championships with the Patriots.

### THE PATRIOT YEARS

Once he became Patriots head coach, Belichick needed just one season to successfully implement his plan for success. In 2001, his second season in charge, the Patriots rebounded from a 5-11 record in 2000 to improve to 11-5, tying what was then the franchise regular-season record for wins. With a 20-17 victory over the Rams in Super Bowl XXXVI, the Patriots tied the franchise's then-record of 14 overall wins. In 2003 and 2004, the Patriots eclipsed those marks in each season, posting identical 14-2 records in the regular season and notching 17 total wins and a Super Bowl title in each year.

From 2003-04, Belichick directed the Patriots through the most prosperous two-year period for any team in NFL history, netting back-to-back Super Bowl victories and consecutive 17-2 campaigns. The team's 34 victories from 2003-04 mark the highest two-year win total in the NFL's 94-year history. An overall winning streak of 21 consecutive games, including the postseason – also unprecedented in NFL annals – spanned the two seasons. New England was undefeated at home in both 2003 and 2004, and set a franchise record by winning 21 straight home games from 2002-05.

### Comments About Bill Belichick

**Steve Sabol, former President of NFL Films**

(On his choice for best NFL coach of the past decade)

"Bill Belichick. He is to this century what Paul Brown was to the previous century. With the way he has built teams, his strategic mind, the success he's had – he would be my easy choice."

**Rodney Harrison, 15-year NFL player**

"I have a great deal of respect for him. He's the best coach that ever coached the game."

## Comment About Bill Belichick

**Roger Staubach, Hall of Fame quarterback,  
January 2005**

"He's really special. I've always been a Bill Belichick person. He's got great roots. He's got an aura about him. He's got the fire you want to see, but he always gives other people credit."

The 2004 season saw the Patriots tie the regular-season record by a defending Super Bowl champion (14-2). New England capped off the year with another memorable playoff run, culminating in a 24-21 victory over the Philadelphia Eagles in Super Bowl XXXIX that made Belichick just the fourth head coach in NFL history to win at least three Super Bowl titles. Only one coach (Pittsburgh's Chuck Noll, 4) has won more Super Bowls. Belichick's three Super Bowl titles tie Washington's Joe Gibbs and San Francisco's Bill Walsh for second place on the NFL's all-time list. Noll, Gibbs and Walsh are all enshrined in the Pro Football Hall of Fame.

In 2005, New England won 11 games despite being forced to use 45 different starters, an NFL record for a division champion. After starting the season 4-4 and facing a rash of injuries, the Patriots won six of their next seven games to claim their third straight division title.

In 2006, Belichick directed the Patriots to a berth in the AFC Championship game for the third time in four years and for the fourth time in six seasons. New England won the AFC East division for the fourth consecutive season, and set a franchise record by allowing just 14.8 points per game. The Patriots' 14 total victories tied what was then the second highest total in franchise history.

In 2007, Coach Belichick earned Associated Press NFL Coach of the Year honors as the Patriots became the fourth team in the league's 94-year history to complete an undefeated regular season and the first to achieve the feat since the NFL increased the number of regular-season games to 16 in 1978. Belichick joined Pro Football Hall of Famers George Halas and Don Shula as the only head coaches to complete undefeated regular seasons. New England's 18 overall victories in 2007 tied the 1985 Chicago Bears and the 1984 San Francisco 49ers for the most in league history. New England became the first team in NFL history and the first major American pro sports team since 1884 to open a season with 18 straight wins. The Patriots set then NFL records for points (589) and touchdowns (75), while their +315 point differential still stands as the best in NFL history.

## HALL OF FAMERS

From 1981-88, Coach Belichick tutored the linebackers for the New York Giants. His unit featured Lawrence Taylor and Harry Carson, both of whom are enshrined in the Pro Football Hall of Fame.

## THE BELICHICK LIBRARY

Coach Belichick is an avid collector of football-related books, and along with his late father, Steve, amassed a library of more than 800 volumes. The library is believed to be one of the largest collection of football books in the world, behind the Pro Football Hall of Fame and the Library of Congress. In 2006, Coach Belichick moved his entire library to the Naval Academy, where his father coached for 33 years. The books are housed in a display at Ricketts Hall in Annapolis for future generations of football players, coaches and fans to enjoy.

## HONORS & AWARDS

Coach Belichick has been honored with numerous awards in recognition of his success with the Patriots. He has earned NFL Coach of the Year honors by the Associated Press three times (2003, 2007 and 2010) and has finished in the top five in AP voting for NFL Coach of the Year Award nine times (1994, 2001, 2002, 2003, 2004, 2005, 2007, 2008 and 2010). Below is a sampling of the recognition he has earned since 2001:

### 2010 NFL COACH OF THE YEAR HONORS

- Associated Press
- Peter King's SI.com
- *Pro Football Weekly*

### 2007 NFL COACH OF THE YEAR HONORS

- Associated Press
- *Sporting News*
- *Pro Football Weekly/PFWA*
- *USA Today*
- SI.com
- *Dallas Morning News*
- Kansas City's 101 Football Awards – AFC Coach of the Year

### 2004 NFL COACH OF THE YEAR HONORS

- *Sports Illustrated*
- SI.com
- Fox TV/Terry Bradshaw

### OTHER 2004 HONORS

- ESPY Award – Best Coach/Manager
- U.S. Sports Academy Amos Alonzo Stagg Coaching Award

### 2003 NFL COACH OF THE YEAR HONORS

- Associated Press
- *The Sporting News*
- *Pro Football Weekly/PFWA*
- *Sports Illustrated*
- *Football Digest*
- SI.com
- NFL.com
- *Dallas Morning News*
- *San Francisco Chronicle*
- NFL Alumni
- Fox TV/Terry Bradshaw
- Victor Awards
- Kansas City's 101 Football Awards – AFC Coach of the Year

### OTHER 2003 HONORS

- *Time Magazine's* 100 most powerful and influential people in the world

### 2001 NFL COACH OF THE YEAR HONORS

- *Sports Illustrated*
- *College & Pro Football Newsweekly*
- *Dallas Morning News*
- ESPN
- CNN
- Kansas City's 101 Football Awards – AFC Coach of the Year
- *USA Today's* All-Joe Team



In 2008, Belichick led the Patriots to an 11-5 record – the team's sixth straight season with 10 or more wins and its eighth consecutive year with a winning record. Despite losing QB Tom Brady to injury for the final 15 games, New England ranked among the NFL's top 10 teams in 2008 in terms of yards gained (5th), points scored (8th), fewest yards allowed (10th) and fewest points allowed (8th), marking just the fourth time the club finished in the top 10 in all of those categories since joining the NFL in 1970. At the conclusion of the regular season, the Patriots were among the league's hottest teams, winning five of their last six games and going undefeated in December (4-0).

In 2009, the Patriots finished the season with a 10-6 record, claiming the AFC East division for the seventh time in nine years. The Patriots won more than half of their games in 2009 for the ninth straight year and were the first team to do so in nine straight seasons since free agency began in 1993. The Patriots became the fifth team to win more than half of their games in nine straight seasons since the 1970 AFL-NFL merger, joining the 49ers (16 straight from 1983-98), the Cowboys (16 straight from 1970-85), the Raiders (11 straight from 1970-80) and the Steelers (9 straight from 1972-80).

In 2010, Coach Belichick led a very young squad to an NFL-best 14-2 record, a division title, its eighth playoff appearance in his 11 seasons as New England's head coach and received several major awards in the process. Belichick was named Associated Press Coach of the Year for the third time, joining Don Shula (four-time winner) and Chuck Knox as the only three-time winners. In addition, Belichick earned Peter King's SI.com and Pro Football Weekly Coach of the Year.

Coach Belichick guided the Patriots to a league best 518 points scored in 2010, third in franchise history behind the NFL record 589 points in 2007 and seventh in NFL history. One reason New England scored more than 500 points for the second time in team history was the club record +28 turnover differential. Belichick's constant emphasis on protecting the football paid off with two NFL records. The Patriots went seven consecutive games without committing a turnover. No other NFL team had gone longer than four straight games without turning the ball over. The Patriots had just 10 turnovers in 2010 (5 interceptions and 5 fumbles), setting an NFL record for fewest turnovers in a season.

In 2011, Belichick guided the Patriots to a 13-3 record, his fifth AFC Conference Championship and the team's ninth division title in 12 years. Belichick's five conference titles are tied with Tom Landry for the second most in NFL history during the Super Bowl era. The only head coach to bring his team to the Super Bowl more times than Belichick was Don Shula (6). Belichick is the only head coach in NFL history to win at least 13 regular-season games in five separate seasons. Coach

### Comments About Bill Belichick

#### Jim Brown, Hall of Fame running back

"Let me tell you about someone I do admire. [Bill Belichick] of the New England Patriots has been in the prisons with me. He's met gang members in my home; he's met gang members in Cleveland. He's put up money. He's opened up areas of education for us very quietly and very strongly."

#### Joe Torre, four-time World Series winning baseball manager

"What he does, what [Bill] Belichick does with the team concept, it makes our jobs easier as other managers and coaches."

### Comment About Bill Belichick

#### Tony LaRussa, World Series-winning baseball manager

"I get a big kick out of the perception publicly — all the media, and mostly the fans, because they don't see [and] he doesn't give you much. "He's not there to draw attention to himself. But if you get in a social situation around Bill, he's got so much personality. He's interesting. He's funny. He's a great friend. I can't respect our relationship more than I do. He's about as good a friend as you can expect to have. If you go to dinner, you're going to talk about a lot of subjects. It's real apparent that Bill has no ego. He's not there to impress you on his championships. He's just sharing and asking. He shares with guys he knows are interested. It's like going to graduate school times 100."

### Comment About Bill Belichick

#### Urban Meyer, three-time NCAA national championship-winning head coach

(on his visit to New England Patriots offseason program)

"I saw the way, in my mind, the best coach in professional sports - not basketball, not football, not baseball, but in all sports - handled his team... we're talking about arguably one of the greatest coaches of all time."

Belichick has led the Patriots to a winning record for 13 consecutive seasons (2001-2013).

Under Belichick's guidance, the Patriots finished the 2011 season with 6,848 total net yards, setting a new franchise record for most total net yards in a season. That total is fifth all-time in NFL history.

In 2012, Belichick became the eighth head coach in NFL history to record 200 victories and in the process, guaranteed a .500 or better record for the Patriots for the 12th straight season. With a 12-4 regular-season record, Belichick has led New England to a winning record for 12 consecutive seasons (2001-2012). He also added to his NFL record streak of 10-win seasons. He also won his 18th career playoff game as a head coach, taking sole possession of third place all time in postseason victories for a head coach.

### A COACHING JOURNEY

Belichick began his coaching career after graduating from Wesleyan University and accepting a staff assistant position with the Baltimore Colts in 1975. At the age of 23, he was named special assistant to Head Coach Ted Marchibroda. In 1976, Belichick joined Rick Forzano's staff with the Detroit Lions as an assistant special teams coach. The following year, he was given his first positional coaching assignment as the Lions' tight ends and receivers coach. In 1978, Denver Broncos Head Coach Red Miller hired Belichick as the assistant special teams coach and assistant to defensive coordinator Joe Collier.

Belichick then spent 11 seasons with the New York Giants (1979-1990) before becoming head coach of the Cleveland Browns (1991-95). He later joined Bill Parcells for several seasons as assistant head coach/secondary with New England (1996) and assistant head coach/defensive backs with the N.Y. Jets (1997-99) before returning to Foxborough.

Belichick returned to the Patriots as head coach after



## Comments About Bill Belichick

### Kirk Ferentz, Head Coach University of Iowa

"If you love football, you love working for him. I've never been around a better listener than Bill. I always thought he was very easy to communicate with – very honest, very direct and very open."

### Scott Pioli, Assistant General Manager of the Atlanta Falcons

"There's no hidden agenda here. You're supposed to know what your job is and do your job. It's an easy set of circumstances to work with."

### Nick Saban, Head Coach University of Alabama

"Bill is a great friend and has done a tremendous job for a long time. He certainly taught me a lot and has been a real positive mentor to me."

### Jim Schwartz, Head Coach of the Detroit Lions (as told to *Sports Illustrated*)

"I'll be forever indebted to Bill for starting me in the business and giving me the kind of education that's gotten me to this point."

(On the young football staff in Cleveland)

"We were all first timers in the NFL with no families. Fifteen years later you realize how special that group was. It was like getting a PhD in Footballology. Bill had a soft spot for people who came up the way he did."

## BILL BELICHICK'S YEAR-BY-YEAR RESULTS

Year	Team	Position	Regular Season			Playoffs		
			W	L	T	W	L	Finish
1975	Baltimore Colts	Special Assistant	10	4	0	0	1	AFC East Division Champions
1976	Detroit Lions	Asst. Special Teams	6	8	0			
1977	Detroit Lions	Asst. Special Teams/TEs/WRs	6	8	0			
1978	Denver Broncos	Asst. Special Teams/ Asst. to Defensive Coordinator	10	6	0	0	1	AFC West Division Champions
1979	New York Giants	Special Teams	6	10	0			
1980	New York Giants	Special Teams	4	12	0			
1981	New York Giants	Special Teams/Linebackers	9	7	0	1	1	3rd Place NFC East - Wild Card
1982	New York Giants	Special Teams/Linebackers	4	5	0			
1983	New York Giants	Linebackers	3	12	1			
1984	New York Giants	Linebackers	9	7	0	1	1	2nd Place NFC East - Wild Card
1985	New York Giants	Defensive Coordinator	10	6	0	1	1	2nd Place NFC East - Wild Card
1986	New York Giants	Defensive Coordinator	14	2	0	3	0	Division/Super Bowl Champions
1987	New York Giants	Defensive Coordinator	6	9	0			
1988	New York Giants	Defensive Coordinator	10	6	0			
1989	New York Giants	Def. Coordinator/Secondary	12	4	0	0	1	NFC East Division Champions
1990	New York Giants	Def. Coordinator/Secondary	13	3	0	3	0	Division/Super Bowl Champions
1991	Cleveland Browns	Head Coach	6	10	0			
1992	Cleveland Browns	Head Coach	7	9	0			
1993	Cleveland Browns	Head Coach	7	9	0			
1994	Cleveland Browns	Head Coach	11	5	0	1	1	2nd Place AFC Central - Wild Card
1995	Cleveland Browns	Head Coach	5	11	0			
1996	New England Patriots	Asst. Head Coach/Secondary	11	5	0	2	1	AFC East Division/ AFC Champions
1997	New York Jets	Asst. Head Coach/Secondary	9	7	0			
1998	New York Jets	Asst. Head Coach/Secondary	12	4	0	1	1	AFC East Division Champions
1999	New York Jets	Asst. Head Coach/Secondary	8	8	0			
2000	New England Patriots	Head Coach	5	11	0			
2001	New England Patriots	Head Coach	11	5	0	3	0	AFC East Division/Super Bowl Champions
2002	New England Patriots	Head Coach	9	7	0			
2003	New England Patriots	Head Coach	14	2	0	3	0	AFC East Division/Super Bowl Champions
2004	New England Patriots	Head Coach	14	2	0	3	0	AFC East Division/Super Bowl Champions
2005	New England Patriots	Head Coach	10	6	0	1	1	AFC East Division Champions
2006	New England Patriots	Head Coach	12	4	0	2	1	AFC East Division Champions
2007	New England Patriots	Head Coach	16	0	0	2	1	AFC East Division/AFC Champions
2008	New England Patriots	Head Coach	11	5	0			
2009	New England Patriots	Head Coach	10	6	0	0	1	AFC East Division Champions
2010	New England Patriots	Head Coach	14	2	0	0	1	AFC East Division Champions
2011	New England Patriots	Head Coach	13	3	0	2	1	AFC East Division/AFC Champions
2012	New England Patriots	Head Coach	12	4	0	1	1	AFC East Division Champions
2013	New England Patriots	Head Coach	12	4	0	1	1	AFC East Division Champions
2014	New England Patriots	Head Coach	12	4	0	3	0	AFC East Division/Super Bowl Champions
40-Year NFL Totals			383	242	1	34	17	
20-Year NFL Head Coach Totals			211	109	0	22	9	
15-Year Patriots Head Coach Totals			175	65	0	21	8	

*bold indicates head coaching seasons*

three seasons with the New York Jets as the team's assistant head coach/secondary coach, holding the responsibility of calling the team's defensive plays. In 1998, the Jets surrendered just 266 points, propelling the team to its first division title. After finishing the regular season with a franchise-best 12-4 overall record, the Jets advanced to the AFC Championship Game. In his first season with the Jets in 1997, his defense surrendered just 287 points, an average of 17.9 points per game, marking a significant 10.5-point improvement per game from 1996.

### NEW YORK GIANTS (1979-90)

In 1979, Belichick joined Ray Perkins' staff with the New York Giants as a defensive assistant and special teams coach, launching a 12-year tenure with the Giants. After the 1980 campaign, he drew the added responsibility of coaching the Giants linebackers. In 1983, he began coordinating the defense on Bill Parcells' staff and continued coaching the linebackers, a unit that would become known as one of the most dominant groups of all-time, featuring Pro Football Hall of Famers Lawrence Taylor and Harry Carson. He was officially appointed defensive coordinator in 1985, a position he held for the next six seasons. During his time as the Giants' defensive signal caller, his units were never ranked lower than 11th in the NFL and finished as high as second in the league three times, including the Super Bowl seasons of 1986 and 1990. His contributions with the Giants throughout the 1980s brought him national recognition as one of the best young assistant coaches in the NFL.

### CLEVELAND BROWNS (1991-95)

Prior to joining the Patriots as an assistant, Belichick spent five seasons (1991-95) rebuilding the Cleveland Browns, whose 3-13 finish the year prior to his arrival was up until that point, the worst in the history of the franchise. By 1994, the Browns were again one of NFL's best teams, boasting the second-best record in the AFC. Belichick's first head coaching opportunity came following the 1990 season, when his defensive efforts with the New York Giants helped claim a second Super Bowl title in five years. At the age of 38, he became the NFL's youngest head coach. In his first season, Belichick began the rebuilding process by restoring the foundation of the aging squad he inherited. In 1991, the Browns improved to 6-10 and played in 11 games that were decided by a touchdown or less.

Following back-to-back 7-9 campaigns in 1992 and 1993, the Browns improved to 11-5 in 1994, a mark that is still tied for the second highest victory total in the 61-year history of the Browns franchise. The 1994 squad was defined by its defense, which allowed a league-low 204 points. In their return to the playoffs, the Browns defeated the Patriots, 20-13, in a first-round Wild Card game on New Year's Day 1995.

The 1995 season was disrupted by the mid-season announcement that the Cleveland Browns franchise would be moved to Baltimore at the conclusion of the campaign. The announcement caused an undeniable mid-season distraction contributing to a 5-11 finish. Belichick did not accompany the franchise's move to Baltimore after the 1995 season.

### AN ASSISTANT WITH THE PATRIOTS

Patriots fans witnessed Belichick's impact on a team firsthand in 1996 when he joined the Patriots after five seasons as the head coach of the Cleveland Browns. That year, the Patriots claimed their first division title in 10 years with an 11-5 record and won their first two playoff



*In the spring of 2009, Bill Belichick and then Notre Dame head coach Charlie Weis joined Jon Bon Jovi on stage to help support Hannah and Friends, a foundation created by Weis to benefit individuals with special needs.*

### Comment About Bill Belichick

**Jeff Davidson, Offensive Line Coach Minnesota Vikings**

"You pick up a little from a lot of different coaches, but Bill was the smartest guy I've worked with. If I ever had a question about tight end routes or coverages, I always knew where to go to first because he always had all the answers. That's just the way he is. The perception is that Bill is a defensive coordinator, but he could literally coach any position. I was always amazed about how football savvy he was about any position, and any form of offense, just everything to do with the game. He basically taught every assistant how to be a good coach."

games at Foxboro Stadium to advance to Super Bowl XXXI. The 1996 Patriots defense allowed just 19.6 points per game and forced 34 turnovers, second in the AFC. In two playoff games, the defense allowed just nine points combined, propelling the Patriots to a berth in Super Bowl XXXI against Green Bay.

Eight former assistant coaches on Coach Belichick's staffs in Cleveland or New England have gone on to become head coaches at the NFL or collegiate level. One current NFL head coach and three college head coaches worked on Belichick staffs: Houston's Bill O'Brien, Alabama's Nick Saban, Iowa's Kirk Ferentz and Kansas' Charlie Weis.

### PHILANTHROPY

Throughout his career, Coach Belichick has been active in a wide array of charitable endeavors in New England, New York, Cleveland and beyond.

Coach Belichick has been involved in the establishment of scholarship programs in New England, Maryland and Ohio. In 2013, the *Bill Belichick Foundation* was launched, a nonprofit organization created to provide coaching, mentorship, and financial assistance to individuals, communities and organizations with a focus on the sports of football and lacrosse. Belichick has also supported and participated in events to aid Wesleyan University, his alma mater, which established a full, four-year scholarship for incoming students, named the Belichick Scholarship. Additionally, he has presented the Steve Belichick Award in conjunction with the Annapolis Touchdown Club. The award, presented in the name of Coach Belichick's father, a longtime Naval Academy assistant coach, honors an Annapolis resident deeply involved in sports without seeking a spotlight for their achievements.

Upon returning to New England in 2000, Belichick established an annual scholarship recognizing an outstanding student athlete at Annapolis High School.

Coach Belichick has dedicated his time to sharing his vast experience and insight with high school coaches, many of whom are building their own coaching careers

and are shaping the next generation of football players. In 2013, Belichick served as a guest speaker at the Notre Dame coaches clinic. In 2010, Belichick was the keynote speaker at Rutgers University's coaching clinic. In 2009, he addressed more than 500 Florida high school coaches at the Florida Gators Coaching Clinic. In previous years, Belichick has also addressed high school coaches at USA Football's New England Coaching Camp and has spoken with Alabama high school coaches at the Alabama Coaching Clinic. Coach Belichick was also a keynote speaker at the Frank McGuire Foundation's coaching seminar, addressing 600 New York-area high school coaches.

Coach Belichick has also lent his support to numerous foundations and fundraisers. He participated in the Samsung's Four Seasons of Hope annual fundraising gala, where he introduced longtime friend Jon Bon Jovi to a list of honorees that included Joe Torre, Arnold Palmer, Magic Johnson and Boomer Esiason. The star-studded affair raised over \$500,000 to aid children and families in need. He was honored by Roxbury Comprehensive Community Center (RoxComp) and presented with the "Healthy Living Award." He is also a supporter of Hall of Famer Jim Brown's Amer-I-Can Foundation and has made speeches and appearances for Brown's foundation. He also supports Hannah and Friends, a foundation founded by long-time colleague Charlie Weis to benefit individuals with special needs.

In addition, in 2010 Coach Belichick supported a charity called Friends of Jaclyn, an organization that helps children with cancerous brain tumors be "adopted" by teams of all levels. He served as co-chair of a gala event in Boston that raised awareness for Friends of Jaclyn.

Since becoming Patriots head coach, Coach Belichick has participated in dozens of community events in New England, including the Best Buddies Challenge, the March of Dimes Walk America, the Rodman Ride for Kids, RoxComp's Reading is the Best Medicine Program and the Mayors Cup Regatta on the Charles River to benefit AccesSportAmerica, a charity dedicated to the fitness of children and adults with disabilities. He is a supporter of the Pawtucket Police Athletic League. He has also participated in several events benefiting the Lazarus House, a non-profit charity serving the homeless of Merrimack Valley.

While in Cleveland, the Belichick family launched a charitable foundation benefitting the Zelma George Home, a shelter for homeless women and children. The Belichicks also established an annual scholarship awarded to an Annapolis High School senior for academic and athletic achievement.

## ACADEMICS

Coach Belichick has received prestigious awards

from two alma maters: Wesleyan University and Phillips Academy in Andover, Mass. At Wesleyan's commencement in 2002, Coach Belichick received the prestigious Baldwin Medal, awarded annually by the Wesleyan University Alumni Association. It recognizes outstanding contributions to public interest and to Wesleyan. In 2005, he received a Doctor of Humane Letters degree from Wesleyan. He was inducted into the Wesleyan University Athletic Hall of Fame in 2008. He is proud to remain close to his Phillips Academy roots, where he was bestowed the Distinguished Alumni Award in 1987 and the Distinguished Service Award in 2008. He was also honored at Phillips Academy when the school declared a day in his honor in 2002. Belichick was also among the 2011 inductees for Phillips Andover Academy's Athletics Hall of Honor.

Coach Belichick has enjoyed several annual offseason visits to New England schools to interact with students. Speaking engagements included visits to Southern Connecticut State University, Boston College, Wesleyan, Brown University, Salem State College, Phillips Andover Academy and a panel discussion on sports at the Fenn School's Alumni Dinner. He was a guest speaker at the 2006 NCAA Lacrosse All-American banquet held at the Final Four in Philadelphia and at the 2008 NCAA Lacrosse Championship Banquet at Gillette Stadium. In 2004, he received honorary doctorates at Boston University and the New England Institute of Technology, where he also delivered the commencement address to over 900 graduates. In 2008, he addressed a group of 100 Foxborough-area middle school students and hosted them at a screening of the movie "The Express." Coach Belichick also delivered the commencement address at Suffield Academy in 2011.

## PLAYING

Belichick lettered in football, lacrosse and squash while attending college at Wesleyan University in Middletown, Conn. He earned three letters in football while competing at center and tight end. As a senior, he was named captain of his lacrosse team. He was inducted into the Wesleyan University Athletics Hall of Fame as part of its inaugural class in 2008.

## EDUCATION OF A COACH

In 2005, legendary author and historian David Halberstam wrote *The Education of a Coach*, a book which chronicled Bill Belichick's life and career in football.

## PERSONAL

Bill Belichick was born April 16, 1952, in Nashville, Tenn., and raised in Annapolis, Md. His father, Steve, played fullback for the Detroit Lions in 1941 and coached for 33 years at the Naval Academy. Bill was a standout prep athlete at Annapolis High, where he has since been inducted into the school's Hall of Fame. He attended Phillips Academy in Andover, Mass., before enrolling at Wesleyan, where he earned his bachelor's degree in economics in 1975.

## NEW ENGLAND PATRIOTS WIN 2009-2010 OUTSTANDING OVERALL PLAYER DEVELOPMENT AWARD

After receiving top honors for the team's financial education seminars in three of four years, the NFL Player Development Department awarded the New England Patriots with the 2009-2010 Outstanding Overall Player Development Award. At the annual meetings in March of 2010, awards were given to the NFL Player Development departments in the areas of financial education, continuing education, career development and life skills, with the Outstanding Overall Player Development Award honoring the club that excels in programming in all four areas of player development.

In addition to their financial education, the NFL Player Development Department identified a few of the Patriots' recent initiatives as strengths of the program, including a safe boating program that was designed to raise awareness of risks after the boating tragedy that claimed the lives of two NFL players in the Gulf of Mexico in 2009. The team was also credited with their creative implementation of life skills training sessions. Boston Celtics Head Coach Doc Rivers was a guest speaker at one of the sessions in 2010.



# JOSH BOYER



- ★ 15th Coaching Season
- ★ 9th NFL Season
- ★ 9th Patriots Season

SUPER BOWLS.

14

## C O R N E R B A C K S

### COACHING

Josh Boyer is in his third season as cornerbacks coach on Head Coach Bill Belichick's staff after serving three seasons as defensive backs coach. Boyer originally joined the Patriots as a coaching assistant in 2006, serving in that role for three seasons.

Under his guidance in 2013, rookie Logan Ryan led all rookies and tied for the AFC lead with five interceptions, as part of a tandem with fellow rookie defensive back Duron Harmon that combined for seven interceptions, the most total interceptions by rookies in the NFL.

Boyer has coached a defensive backfield that helped the Patriots lead the NFL in turnover differential in 2012 and 2010 and finished first in the AFC in 2011.

Under his guidance in 2011, Kyle Arrington tied for the NFL lead with seven interceptions. The 2011 season was the second consecutive year a Patriots defensive back finished in the top two in the NFL in interceptions.

Devin McCourty accomplished the same feat in 2010.

Boyer began his coaching career in 2000 as an assistant coach at King's College (Pa.). He served as a graduate assistant at the University of Dayton (2001) and Kent State (2002-2003) before becoming defensive backs coach at Bryant University in 2004. In 2005, he served as defensive coordinator for the South Dakota School of Mines and Technology.

### PLAYING

Boyer was a four-year starter at Muskingum College (Ohio) from 1996-99, playing wide receiver for three years before switching to defensive back as a senior. He was named All-Ohio Athletic Conference as a senior defensive back in 1999.

### PERSONAL

Boyer is a native of Heath, Ohio. He was a two-time Academic All-Conference selection at Muskingum. He graduated in 2000 with a degree in physical education and health.

### BOYER'S COACHING CAPSULE

Years	Team	Position
2000	King's College (Pa.)	Assistant
2001	University of Dayton	Graduate Assistant
2002-03	Kent State	Graduate Assistant
2004	Bryant University	Defensive Backs
2005	S.D. School of Mines & Technology	Defensive Coordinator
2006-08	New England Patriots	Coaching Assistant
2009-11	New England Patriots	Defensive Backs
2012-14	New England Patriots	Cornerbacks





# MOSES CABRERA



- ★ 15th Coaching Season
- ★ 4th NFL Season
- ★ 4th Patriots Season

SUPER BOWLS:

14

ASST. STRENGTH & CONDITIONING

## COACHING

Moses Cabrera is in his fourth season as the Patriots assistant strength and conditioning coach, where he assists head strength & conditioning coach Harold Nash in the team's year-round conditioning program. Cabrera was named to the position on March 31, 2011, after one season as an assistant strength coach at the University of Colorado. During his time in Boulder, Cabrera was responsible for the implementation of strength and conditioning programs for the school's football team.

Prior to his season at Colorado, Cabrera spent six years as an assistant strength coach at Fresno

State where he was responsible for the design and implementation of strength and conditioning programs for incoming football players, men's basketball, women's lacrosse and women's soccer.

Cabrera held graduate assistant strength coach positions from 2001-04 at Oral Roberts University, the University of Nebraska at Omaha and Fresno State.

## PERSONAL

Moses Cabrera was born on Aug. 20, 1978, and raised in Deming, N.M. Cabrera graduated from Oral Roberts University in 2000 with a bachelor of science in kinesiology health and exercise science.

## CABRERA'S COACHING CAPSULE

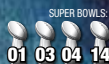
Years	Team	Position
2000-01	Oral Roberts University	Graduate Assistant
2001-02	University of Nebraska at Omaha	Graduate Assistant
2002-03	Fresno State	Graduate Assistant
2004	University of Nebraska at Omaha	Graduate Assistant
2004-09	Fresno State	Assistant Strength & Conditioning
2010	University of Colorado	Assistant Strength & Conditioning
2011-14	New England Patriots	Assistant Strength & Conditioning



# BRIAN DABOLL



★ 18th Coaching Season  
★ 15th NFL Season  
★ 9th Patriots Season



TIGHT ENDS

## PRONOUNCED DAY-ball

### COACHING

Brian Daboll enters his first season as tight ends coach after one season as offensive coaching assistant after re-joining the Patriots coaching staff in January of 2013. The 2014 season will be Daboll's ninth season with the Patriots after serving as wide receivers coach for five previous seasons (2002-06) and as a defensive assistant (2000-01).

Daboll enters his 15th season as an NFL coach in 2014. He was hired back to New England after serving as the offensive coordinator for the Kansas City Chiefs in 2012.

Daboll joined Kansas City after spending one season as the offensive coordinator with the Miami Dolphins. While at Miami, the Dolphins offense had both a 1,000-yard rusher and a 1,000-yard receiver for the first time in franchise history. RB Reggie Bush picked up 1,086 yards on 216 carries and had five 100-yard rushing performances. WR Brandon Marshall caught a team-high 81 passes for 1,214 yards and recorded five 100-yard receiving games en route to a Pro Bowl appearance for the AFC squad.

Prior to joining the Dolphins, Daboll spent two seasons (2009-10) with the Cleveland Browns as offensive coordinator. The Browns' offense saw dramatic improvement in the second half of the season in Daboll's first year. Cleveland saw increased production in points scored (11.1 more points per game), red zone efficiency (20.8%), third-down efficiency (14.7%), turnovers (1.9 fewer per game) and time of possession (3:21 more per game) over the final eight games.

Before Cleveland, Daboll spent two seasons (2007-08) with the New York Jets as the quarterbacks coach. While with the Jets, he helped QB Brett Favre pick up the Jets offense after the quarterback came out of retirement. In his one season under Daboll, Favre captured a Pro Bowl berth for the AFC squad and had the second-highest completion percentage of his career and fifth-best completion percentage in the NFL (65.7).

Daboll spent seven seasons (2000-06) as an assistant coach with the New England Patriots, first as a defensive assistant (2000-01) before taking over as wide receivers coach (2002-06) and helped the team to three Super Bowl titles. During his tenure in New England, he helped WR Deion Branch earn Super Bowl XXXIX MVP honors in the Patriots' win against Philadelphia following the 2004 season. Branch became the first wide receiver to win the honor since San Francisco's Jerry Rice in Super Bowl XXIII after the 1988 season.

Prior to entering the NFL ranks, Daboll spent one year (1997) as a volunteer assistant at the College of William & Mary before serving two seasons (1998-99) as a graduate assistant at Michigan State University.

### PLAYING

Daboll started for two seasons as a safety at the University of Rochester. As a senior, he once recorded three interceptions in a game.

### PERSONAL

A 1997 graduate of the University of Rochester, the Buffalo native is married to wife, Beth, with children, Christian, Haven, Marky and Aiden. Daboll also went to St. Francis High School in Buffalo with Jacksonville Jaguars GM Dave Caldwell, San Diego Chargers GM Tom Telesco and Brian Polian, head coach at the University of Nevada.

## DABOLL'S COACHING CAPSULE

Years	Team	Position
1997	William & Mary	Volunteer Assistant
1998-99	Michigan State	Graduate Assistant
2000-01	New England Patriots	Defensive Assistant
2002-06	New England Patriots	Wide Receivers
2007-08	New York Jets	Quarterbacks
2009-10	Cleveland Browns	Offensive Coordinator
2011	Miami Dolphins	Offensive Coordinator
2012	Kansas City Chiefs	Offensive Coordinator
2013	New England Patriots	Offensive Coaching Assistant
2014	New England Patriots	Tight ends



# BRENDAN DALY



- ★ 18th Coaching Season
- ★ 9th NFL Season
- ★ 1st Patriots Season

SUPER BOWLS

14

DEFENSIVE ASSISTANT

FOOTBALL STAFF

## COACHING

Brendan Daly was named a New England Patriots' defensive coaching assistant for the 2014 season. Daly came to the Patriots after coaching defensive line for the Minnesota Vikings for two seasons (2012-13), his second stint with the team. While with Minnesota, Daly coached a defensive line that finished ranked 16th in the NFL against the rush in 2013. The 2012 Vikings defense improved over the previous season and keyed the club's run to a 10-6 mark and a playoff berth.

Prior to his return to Minnesota, Daly spent three seasons (2009-11) coaching the St. Louis Rams defensive line. During his tenure in St. Louis, Daly helped defensive end Chris Long to a career-best 13.0 sack performance in 2011, good for seventh in the NFL and fourth among defensive ends. The 2010 Rams notched 43 sacks as a team, seventh-most in the NFL that season.

Daly started his NFL career on the Minnesota Vikings staff from 2006-08 as a defensive assistant/defensive line coach, where he helped the Vikings defensive line build on their reputation as a run-stuffing enterprise. During his tenure, the Vikings became the first team in NFL history to lead the league in rushing defense for three consecutive

seasons (2006-08) and held opponents to fewer than 75 yards rushing in each of those seasons. The Vikings line featured DTs Pat Williams and Kevin Williams each making Pro Bowl appearances in all three seasons and Jared Allen earning a spot in the Pro Bowl in his first season with the team after being acquired in a trade with Kansas City in 2008.

Daly worked in the college ranks as the defensive line coach at Villanova in 2005 and tight ends coach at Illinois State in 2004. From 2001-03, Daly was on the staff at Oklahoma State as a graduate assistant (2001-02) and an assistant strength & conditioning coach. He got his coaching start at Ridgewood High School in New Port Richie, Fla., in 1997, before moving on to his alma mater, Drake, in 1998, to coach tight ends. Daly then coached tight ends at Villanova in 1999 and was a graduate assistant at Maryland in 2000.

## PLAYING

Daly was a tight end during his college career at Drake, where he earned his bachelor's degree in history.

## PERSONAL

Daly and his wife, Keely, have a son, Liam, and daughters Ciara and Avelin.

## DALY'S COACHING CAPSULE

Years	Team	Position
1997	Ridgewood High School (Fla.)	Assistant
1998	Drake	Tight Ends
1999	Villanova	Tight Ends
2000	Maryland	Graduate Assistant
2001-02	Oklahoma State	Graduate Assistant
2003	Oklahoma State	Assistant Strength & Conditioning
2004	Illinois State	Tight Ends
2005	Villanova	Defensive Line
2006-08	Minnesota Vikings	Defensive Assistant/Defensive Line
2009-11	St. Louis Rams	Defensive Line
2012-13	Minnesota Vikings	Defensive Line
2014	New England Patriots	Defensive Assistant



# DAVE DEGUGLIELMO

OFFENSIVE LINE

- ★ 23rd Coaching Season
- ★ 10th NFL Season
- ★ 1st Patriots Season

SUPER BOWLS.

07 14

**PRONOUNCED** day-GHOUL-yell-mo

## COACHING

Dave DeGuglielmo was named New England Patriots' offensive line coach for the 2014 season after joining the Patriots coaching staff following the retirement of longtime Patriots coach Dante Scarnecchia.

DeGuglielmo enters his 10th season as an NFL coach in 2014. He has also had stints with the New York Giants (2004-08), Miami Dolphins (2009-11) and most recently the New York Jets (2012).

The Lexington, Mass., native last coached with the New York Jets in 2012, serving as the team's offensive line coach. Under his direction, the unit aided the Jets rushing attack to 1,896 yards - 12th best total in the NFL.

Prior to his stint with the Jets, DeGuglielmo spent three seasons (2009-11) with the Miami Dolphins as their offensive line coach. With the Dolphins, DeGuglielmo's tutelage helped tackle Jake Long earn a starting spot in three consecutive Pro Bowls.

DeGuglielmo went to Miami following five seasons (2004-08) with the New York Giants. He joined the Giants in 2004 as the assistant offensive line/quality control coach before being elevated to assistant offensive line coach in 2005. During his tenure, the Giants consistently ranked in the top 10 in the NFL in several rushing categories. The Giants were one of only four NFL teams to have put together a 4.0-yard average per rush attempt or better in each of his last four seasons (2005-08). Also during this four-year stretch, the Giants allowed 28 or fewer sacks each year and qualified for the playoffs four consecutive years for the first time in franchise history. In 2008, the team led the league and established a franchise record with 2,518 rushing yards and 5.0 yards per carry. A member of the Super Bowl XLII Championship staff, DeGuglielmo also assisted in tutoring 2009 Pro Bowl selections guard Chris Sneer and center Shaun O'Hara.

Prior to entering the NFL coaching ranks, DeGuglielmo spent 13 seasons at the collegiate level, including the final five at the University of South Carolina (1999-2003) under Hall of Fame Coach Lou Holtz, where he tutored the offensive line for two years (1999, 2003) and the offensive tackles and tight ends from 2000-02. While with the Gamecocks, he helped the team earn consecutive Outback Bowl victories over Ohio State in 2000 and 2001. In 2003, the South Carolina offensive line finished the season ranked nationally and tops in the Southeastern Conference after giving up only 11 sacks in 12 games.

Before joining the South Carolina staff, he spent two seasons as the offensive line coach for the University of Connecticut (1997-98), where the Huskies appeared in the 1998 NCAA 1-AA playoffs, the first postseason appearance in school history.

Prior to his stint at UConn, DeGuglielmo spent four seasons (1993-96) at his alma mater Boston University, the first three as offensive line coach and the final one as offensive line/assistant head coach.

DeGuglielmo began his coaching career at Boston College, spending two seasons with the Eagles (1991-92), where he was the school's graduate assistant offensive line coach under current New York Giants Head Coach Tom Coughlin.

## PLAYING

DeGuglielmo was a four-year letterwinning offensive lineman at Boston University (1987-90), while playing both guard and center. A two-time Yankee Conference All-Academic Player and a First Team All-New England selection, he earned a bachelor's degree in 1990 and a master's degree in 1991.

## PERSONAL

DeGuglielmo was born in Cambridge, Mass., and raised in nearby Lexington. He and his wife, Kimberly Ann, have a daughter, Saige Ashley.

## DEGUGLIELMO'S COACHING CAPSULE

Years	Team	Position
1991-92	Boston College	Graduate Assistant Offensive Line
1993-95	Boston University	Offensive Line
1996	Boston University	Offensive Line/Assistant Head Coach
1997-98	Connecticut	Offensive Line
1999	South Carolina	Offensive Line
2000-02	South Carolina	Offensive Tackles/Tight Ends
2003	South Carolina	Offensive Line
2004	New York Giants	Assistant Offensive Line/Quality Control
2005-08	New York Giants	Assistant Offensive Line
2009-11	Miami Dolphins	Offensive Line
2012	New York Jets	Offensive Line
2014	New England Patriots	Offensive Line





# IVAN FEARS



★ 39th Coaching Season  
 ★ 24th NFL Season  
 ★ 18th Patriots Season

SUPER BOWLS  
 01 03 04 14

R U N N I N G   B A C K S

FOOTBALL START

## COACHING

Ivan Fears, a 38-year coaching veteran, is in his 24th season in the NFL and his 18th with the New England Patriots in 2014. He returned to New England in 1999 after beginning his career with New England in 1991. Since returning, he has enjoyed 11 division championships, five conference titles and three Super Bowl championships. He is in his 13th season as running backs coach, after having coached New England's wide receivers from 1999-2001 and previously from 1991-92.

Under Fears' guidance since 2002, the Patriots running backs have helped the team finish in the top 10 in offense nine times in the last 10 seasons: 2013 (7), 2012 (1), 2011 (2), 2010 (8), 2009 (3), 2008 (5), 2007 (1), 2005 (7) and 2004 (7). Fears has also coached three 1,000 yard rushers from his current post: Corey Dillon (franchise record of 1,625) in 2004, BenJarvus Green-Ellis (1,008) in 2010 and Stevan Ridley (1,263) in 2012.

Fears' other notable accomplishments with Patriots running backs include Danny Woodhead setting a franchise mark with 5.6 yards per carry (minimum 90 attempts) in 2010, topping Don Calhoun's previous team mark of 5.59 set in 1976.

In 2008, the Patriots had their best rushing season in more than 20 years, averaging 4.4 yards per carry and totaling 2,278 yards and 21 rushing touchdowns. Fears' running backs also helped to consistently sustain drives, as the Patriots led the league in rushing first downs (145) and in drives of 10 plays or longer (38). Sammy Morris set a career high with 727 rushing yards, and Kevin Faulk accounted for 993 total yards from scrimmage.

In 2004, the Patriots enjoyed one of the finest rushing seasons in franchise history as the team averaged 4.07 yards per carry, the most since 1985 (4.13-yard avg.). Dillon set the team's single-season rushing record with 1,635 yards and led the NFL with an average of 109.0 yards per game in which he appeared.

Fears took on running backs duties in 2002, and in his first season the position produced 1,508 yards rushing – the second highest total by the Patriots since 1996.

As receivers coach in 2001, Fears helped both Troy Brown and David Patten produce career years. Brown established a franchise record with 101 receptions for a career-high 1,199 yards and earned his first trip to the Pro Bowl. It was Brown's first 1,000-yard season. Patten, who

entered the season with just 71 career receptions in four seasons, claimed the starting role opposite Brown and was credited with 51 receptions for 749 yards and four touchdowns.

Fears originally joined the professional coaching ranks as the receivers coach on Dick MacPherson's staff with the Patriots in 1991. After two seasons in New England, he accepted a position with the Bears in Chicago, where he coached the receivers for six seasons (1993-98) before returning to New England in 1999.

In 1991, his receiving corps featured Irving Fryar, Greg McMurtry and Michael Timpson. That year, Fryar turned in the first 1,000-yard season of his career, finishing with 1,014 yards on 68 receptions (14.9 avg.).

In 1993, he joined the Chicago Bears and inherited the team's first-round selection, Curtis Conway. In 1994, the Bears added Jeff Graham, a reserve receiver from the Steelers, and Fears helped develop the two into one of the premier receiving tandems in the league over a two-year span. In his first year with the Bears, Graham started 15 games and led the team with 68 receptions for 944 yards. In 1995, Conway and Graham became the first receiving tandem in franchise history to each record over 1,000 yards receiving in a single season. In 1996, Conway produced a career-high 81 receptions for 1,049 yards and became the first Bear in franchise history to record back-to-back 1,000-yard seasons.

Fears began his coaching career as a graduate assistant at William & Mary in 1976. In 1977, he drew his first positional responsibilities coaching receivers. His next two seasons (1978-79), he coached quarterbacks before accepting the role as receivers coach at Syracuse in 1980, a position he held for the next 10 seasons.

## PLAYING

A three-year letterman as a running back at William & Mary (1973-75), his playing career was cut short after undergoing three knee operations during his collegiate career.

## PERSONAL

Ivan Fears was born Nov. 15, 1954 in Portsmouth, Va. He grew up in Suffolk, Va., where he starred at John Yates High and was twice named the school's Outstanding Player of the Year. He also earned all-state honors as a senior. Ivan and his wife, Beverly, have three children, Joshua, Aaron and Kimberly.

## FEARS' COACHING CAPSULE

Years	Team	Position
1976	William & Mary	Graduate Assistant
1977	William & Mary	Receivers
1978-79	William & Mary	Quarterbacks
1980-90	Syracuse	Receivers
1991-92	New England Patriots	Receivers
1993-98	Chicago Bears	Receivers
1999-01	New England Patriots	Receivers
2002-14	New England Patriots	Running Backs



# BRIAN FLORES



- ★ 7th Coaching Season
- ★ 11th NFL Season
- ★ 11th Patriots Season

SUPER BOWLS:

04 14

## SAFETIES

### COACHING

Brian Flores is enjoying his third season as safeties coach and his seventh coaching season in 2014.

Under Flores' tutelage in 2013, rookie Duron Harmon intercepted two passes and combined with fellow rookie teammate Logan Ryan for seven interceptions, the most by rookie teammates in the NFL.

Flores spent the 2011 season as a defensive assistant and 2010 as an offensive assistant/special teams coach. Flores joined the Patriots coaching staff as a coaching assistant in 2008 after four seasons with the Patriots personnel department. He joined the organization in 2004 as a scouting assistant and was assigned pro scouting duties prior to the 2006 season.

### PLAYING

Flores joined the Patriots upon his graduation from Boston College, where he was a three-year letter winner and a two-year starter at linebacker. He was a part of four bowl-winning teams with the Eagles and was a member of the 2003 Big East All-Academic Team.

### PERSONAL

A native of Brooklyn, N.Y., Flores attended Poly Prep in Brooklyn, where he was a running back and linebacker. He holds a bachelors degree in English and a master's degree in administrative studies from Boston College.

Flores and his wife Jennifer, a Spanish teacher at North Attleboro Middle School, were married in 2009 and have two sons, Miles and Maxwell. He was born Feb. 24, 1981, in Brooklyn, N.Y.

### FLORES' COACHING CAPSULE

Years	Team	Position
2008-09	New England Patriots	Coaching Assistant
2010	New England Patriots	Offensive Assistant/Special Teams
2011	New England Patriots	Defensive Assistant
2012-14	New England Patriots	Safeties



# PATRICK GRAHAM



LINEBACKERS

- ★ 13th Coaching Season
- ★ 6th NFL Season
- ★ 6th Patriots Season

SUPER BOWLS:

14

## COACHING

Patrick Graham, who is in his sixth season with the Patriots, was moved back to linebackers coach in 2014.

Graham previously coached linebackers in 2011 and moved to defensive line coach for two years from 2012-13.

In 2013, Graham coached a defensive line in which both starting defensive tackles were placed on injured reserve before midseason and the defense still finished 10th in the NFL in points allowed. Additionally, defensive ends Chandler Jones and Rob Ninkovich had standout seasons. Jones set a career high with 11½ sacks and Ninkovich tied a career high with eight.

In Graham's first three seasons as a defensive positional coach, the Patriots defense helped the club lead the NFL in turnover differential in 2012 and 2010 and finish first in the AFC in 2011.

Graham was a defensive assistant coach for the 2010 season and was a coaching assistant 2009. Graham joined the Patriots after two seasons as a graduate

assistant at Notre Dame (2007-08), where he worked with the defense. He previously spent three seasons coaching at Richmond; one as assistant defensive line coach (2004) and two as tight ends coach (2005-06). Prior to coaching at Richmond, Graham spent two seasons as a graduate assistant at Wagner College (2002-03).

## PLAYING

Graham played on the defensive line at Yale, seeing playing time as a junior and senior.

## PERSONAL

He earned a bachelor's degree in sociology from Yale in 2001 and had a concentration of studies in economics and African American studies. A decorated student-athlete and Yale Merit Scholar, Graham earned the Jackie Robinson scholarship, Yale University Scholarship, Yankee Gas Scholarship and the State Heisman Trophy.

Graham is married to Pamela, and was born Jan. 24, 1979, in Des Plaines, Ill.

## GRAHAM'S COACHING CAPSULE

Years	Team	Position
2002-03	Wagner	Graduate Assistant
2004	Richmond	Defensive Line
2005-06	Richmond	Tight Ends
2007-08	Notre Dame	Graduate Assistant
2009	New England Patriots	Coaching Assistant
2010	New England Patriots	Defensive Assistant
2011	New England Patriots	Linebackers
2012-13	New England Patriots	Defensive Line
2014	New England Patriots	Linebackers



JOE  
JUDGE



- ★ 10th Coaching Season
- ★ 3rd NFL Season
- ★ 3rd Patriots Season

SUPER BOWLS:

14

ASSISTANT SPECIAL TEAMS

**COACHING**

Joe Judge was named assistant special teams coach on May 10, 2012. Judge came to the Patriots after a three-year stint at the University of Alabama as a football analyst under coach Nick Saban. While on the Alabama staff, Judge was a member of two National Championship teams in 2009 and 2011 and assisted with the special teams units. With Judge's assistance, While at Alabama, Judge's special teams units were honored with a First-Team All American kicker and Groza Award finalist (Leigh Tiffin, 2009), a First-Team All American return specialist (Javier Arenas, 2009), an SEC All-Freshman team punter (Cody Mandell, 2010) and a returner who finished his career ranked second in all-time in NCAA return yards (Javier Arenas).

Prior to going to Alabama, Judge spent a season at Birmingham-Southern where he served as special teams/linebackers coach in 2008. He began his coaching career at Mississippi State as a graduate assistant under Sylvester Croom from 2005 through the 2007 season. While at Mississippi State, Judge tutored a freshman All-SEC punter, five All-SEC linebackers, and a returner

who finished as the SEC leader in career return yards and the all-time SEC leader in kickoff return yards.

**PLAYING**

Judge played for Mississippi State from 2000-04, earning three letters, and was also named to the SEC Academic Honor Roll and made the Dean's List.

**PERSONAL**

Judge played quarterback and strong safety during a four-year high school career at Landsdale (Pa.) Catholic High School under Jim Algeo. He was named All Area as a junior and senior.

He was born Dec. 31, 1981, in Philadelphia, Pa. His father, Joseph, played football at Temple and professionally with the Hamilton Tigercats of the CFL. He is currently working on his PhD in education. Judge's wife, Amber, was an All-SEC soccer player at Mississippi State and they have four children together - Sean, Michael, Emma Riley and Ella Grace.

**JUDGE'S COACHING CAPSULE**

Years	Team	Position
2005-07	Mississippi State	Graduate Assistant
2008	Birmingham-Southern	Linebackers
2009-11	Alabama	Football Analyst/Special Teams Assistant
2012-14	New England Patriots	Assistant Special Teams





# JOSH McDANIELS

OFFENSIVE COORDINATOR / QUARTERBACKS



★ 15th Coaching Season  
★ 14th NFL Season  
★ 11th Patriots Season

SUPER BOWLS  
01 03 04 14

FOOTBALL START

## COACHING

Josh McDaniels was named New England Patriots offensive coordinator/quarterbacks coach for the 2012 season after he re-joined the Patriots coaching staff in January 2012 as an offensive assistant. The 2014 season will be McDaniels' 11th season with the Patriots and his fifth as the team's offensive coordinator.

In two seasons since returning to Foxborough, McDaniels has guided the offense to a top-10 finish in total offense in both seasons. Additionally, Tom Brady was elected to the Pro Bowl in 2012 and 2013 and eclipsed 4,000 yards passing for the sixth time in 2013.

McDaniels left the Patriots to become the head coach at Denver in 2009 and in 2011, McDaniels moved onto St. Louis to become the offensive coordinator for the St. Louis Rams. Under McDaniels' guidance that season, Rams RB Steven Jackson eclipsed the 1,000-yard mark for the seventh consecutive season despite running behind an offensive line that started eight different combinations over the course of the season.

McDaniels spent the 2009-10 seasons as the head coach of the Denver Broncos after serving as an assistant with the Patriots from 2001-08. While in New England, McDaniels played a key role on a staff that won three Super Bowl titles and four AFC championships with the organization.

He was a personnel assistant on the 2001 team that defeated the Rams in Super Bowl XXXVI, served as a defensive assistant on the 2003 club that won Super Bowl XXXVIII and was promoted to quarterbacks coach in 2004, a season that culminated with a victory over the Eagles in Super Bowl XXXIX.

In addition to his role with Patriots quarterbacks, McDaniels added the title of offensive coordinator in 2006. In his second season as New England's offensive play caller, McDaniels oversaw a unit that broke several NFL records, including points scored, touchdowns scored and most players scoring a touchdown.

Under McDaniels' tutelage, 2007 NFL MVP Tom Brady broke the NFL record for touchdown passes in a season (50) and led the league in both passing yards (4,806) and passer rating (117.2). Brady also set franchise marks

in nearly every major passing category, while WR Wes Welker set the franchise record for receptions in a season (112) and WR Randy Moss broke the NFL record for touchdown receptions with 23. The Patriots offense also posted the franchise's highest average yards per rush in 22 seasons with 4.1 yards per carry and the team's 17 rushing touchdowns were the second highest total in the previous 20 years.

During McDaniels' first season in Denver, QB Kyle Orton set career highs for pass attempts, completions, passing yards, touchdown passes and passer rating while tying his career low for interceptions. Orton's 3,802 yards were the sixth highest for a season in Broncos history. In 2010, the Broncos ranked seventh in the NFL in passing yards per game and finished 13th in total yards per game. WR Brandon Lloyd led the NFL in receiving yards with 1,448 and finished second in the AFC with 11 touchdown catches en route to his first Pro Bowl invitation.

Entering 2014, Brady has been elected to five Pro Bowls during his seven seasons with McDaniels serving as his position coach. After Brady suffered a season-ending knee injury in the 2008 regular-season opener, another McDaniels protégé, Matt Cassel, led the club to a 10-5 record as a starter. In his first season as an NFL starter, Cassel posted the third-best completion percentage in Patriots history (63.4) while passing for 3,693 yards with 21 touchdowns and 11 interceptions.

Prior to joining Bill Belichick's staff, McDaniels spent one season as a graduate assistant under Nick Saban at Michigan State.

## PLAYING

McDaniels attended John Carroll University, where he played quarterback and wide receiver for the Blue Streaks from 1995-98. McDaniels was a college teammate of former NFL linebacker London Fletcher and Patriots Director of Player Personnel Nick Caserio.

## PERSONAL

A native of Canton, Ohio, McDaniels is the son of one of the most well-respected high school coaches in the country. Thom McDaniels was a finalist for the NFL High School Coach of the Year award in 2012, and Josh benefitted from growing up in a football family.

Josh and his wife, Laura, have four children.

## McDANIELS' COACHING CAPSULE

Years	Team	Position
1999	Michigan State	Graduate Assistant
2001	New England Patriots	Personnel Assistant/Coaches Assistant
2002-03	New England Patriots	Coaching Assistant
2004-05	New England Patriots	Quarterbacks
2006-08	New England Patriots	Offensive Coordinator/Quarterbacks
2009-10	Denver Broncos	Head Coach
2011	St. Louis Rams	Offensive Coordinator/Quarterbacks
2012-14	New England Patriots	Offensive Coordinator/Quarterbacks



# HAROLD NASH



- ★ 10th Coaching Season
- ★ 10th NFL Season
- ★ 10th Patriots Season

SUPER BOWLS

14

HEAD STRENGTH &amp; CONDITIONING

## COACHING

Harold Nash enters his fourth season as head strength and conditioning coach for the 2014 season. His first six seasons (2005-10) on Head Coach Bill Belichick's staff were as assistant strength and conditioning coach.

Nash's responsibilities with the Patriots include implementing the team's year-round conditioning program. Nash also assisted in coordinating the Patriots' player development programs from 2005-10. After receiving top honors for the teams financial education program three times, Nash and the Patriots Player Development program were awarded the 2009-10 Outstanding Overall Player Development Award.

Nash is in his 10th season as a full-time coach following an all-star career as a defensive back in the Canadian Football League and is a veteran of 13 seasons of mentoring young athletes. Beginning in 1994 and continuing throughout his CFL tenure, Nash served as an assistant to highly-regarded speed coach Tom Shaw, assisting over 30 college defensive backs in their preparations for the NFL Draft. Starting in 2000, he also worked with the Nike Football Group to teach speed, agility and quickness to some of the nation's top college prospects.

## PLAYING

Nash was a defensive back in the Canadian Football League for 11 seasons from 1994-2004. He was a three-time all-star and recorded a total of 367 tackles and 24 interceptions while playing for the Shreveport Pirates (1994-95), Montreal Alouettes (1996-99), Winnipeg Blue Bombers (1999-2003) and Edmonton Eskimos (2004). Nash is Winnipeg's all-time leader in pass knockdowns and was selected to the West All-Star squad while playing with the Blue Bombers in 2000 and 2001. He also earned the nod as a CFL All-Star in 2001 and earned East All-Star recognition in 1997 while playing for Montreal.

Nash attended the University of Southwestern Louisiana (now Louisiana-Lafayette), where he joined the team as a walk-on and played defensive back for four seasons. He was voted a permanent team captain by his peers in recognition of his leadership, and earned the Cajun Spring Training Award from the coaching staff in recognition of his work ethic. Following his college career, Nash signed with the New York Giants as an undrafted free agent and was a member of the team during training camp in 1993.

## PERSONAL

Harold Nash, Jr. was born on May 5, 1970, in New Orleans, La. He earned a bachelor of science degree in humanities from the Southwestern Louisiana. Nash and his wife, Dwan, have a son, Harold Nash III.

## NASH'S COACHING CAPSULE

Years	Team	Position
2005-10	New England Patriots	Asst. Strength and Conditioning
2011-14	New England Patriots	Head Strength and Conditioning



# SCOTT O'BRIEN

SPECIAL TEAMS



- ★ 33rd Coaching Season
- ★ 24th NFL Season
- ★ 6th Patriots Season

SUPER BOWLS:

14

FOOTBALL STAFF

## COACHING

Scott O'Brien was hired as the Patriots' special teams coach on Feb. 3, 2009 and is in his 24th NFL season in 2014. Prior to joining the Patriots, he spent two seasons as the Denver Broncos' special teams coordinator. He served as the special teams coach on Head Coach Bill Belichick's staff with the Cleveland Browns from 1991-95. O'Brien was named the NFL Special Teams Coach of the Year by his peers in 1994.

O'Brien has previously served as special teams coach for four NFL teams – Cleveland (1991-95), Baltimore (1996-98), Carolina (1999-2004) and Denver (2007-08). Additionally, he took on added responsibilities as Carolina's assistant head coach for his six-year tenure with the Panthers and also spent two seasons (2005-06) with the Miami Dolphins as coordinator of football operations/assistant to the head coach on Nick Saban's staff.

Under O'Brien's tutelage, Matthew Slater has earned three consecutive Pro Bowl invitations as a special teamer from 2011-13. Entering 2014, punt returner Julian Edelman is tied for fourth in NFL history with a 12.3 average.

In 21 seasons as an NFL special teams coach, O'Brien's units have produced 38 special teams touchdowns – including 21 punt returns for touchdowns, 12 kickoff returns for touchdowns, two blocked field goals for a touchdown one fake field goal for a touchdown, one blocked punt for a touchdown and one kickoff fumble return for a touchdown. Of the 12 NFL players that have returned two punts for a touchdown in the same game, three have done so under the guidance of Scott O'Brien: Eric Metcalf with Cleveland in 1993, Jermaine Lewis with Baltimore in 1997 and Steve Smith with Carolina in 2002.

While there have been 12 teams that have had at least two kickoff returns for a touchdown in the same game, there has been only one time in NFL history that two different players have returned kickoffs for a touchdown in the same game since the 1970 merger. That accomplishment occurred under O'Brien in Baltimore during the 1998 season when Patrick Johnson and Corey Harris returned consecutive kickoffs for a touchdown vs. Minnesota on Dec. 13. It is also the only time since the merger that two different players have returned

consecutive kicks for a touchdown.

Over six seasons from 1999-2004, O'Brien served as the Carolina Panthers' assistant head coach/special teams, presiding over a unit that produced 11 special teams touchdowns during that period while allowing the lowest opponent kickoff return average (19.8) over that span. During O'Brien's tenure in Carolina, the Panthers had a league-high six kickoffs returned for touchdowns and were one of only two NFL teams to not allow a kickoff return for a touchdown over that span.

O'Brien began his NFL coaching career when Belichick hired him to coach the Cleveland Browns' special teams in 1991. During O'Brien's five seasons with the Browns (1991-95), Cleveland tied for the NFL lead with eight special teams touchdowns while also becoming the only NFL team to not allow a special teams score over that span. Under O'Brien's tutelage, Cleveland punt returner Eric Metcalf earned Pro Bowl honors in 1993 and 1994 while leading the NFL with four punt returns for touchdowns over those two seasons.

When the Browns franchise moved to Baltimore and became the Ravens in 1996, O'Brien remained with the club and served for three more seasons (1996-98) as special teams coach. Baltimore had six special teams touchdowns in those three seasons, including four on punt returns.

O'Brien coached for 11 seasons in the college ranks before entering the NFL. He got his start in coaching at his alma mater, working as an assistant coach at Wisconsin-Superior from 1980-82. He went on to coach linebackers and special teams at UNLV (1983-85) and Rice (1986), and also served a four-year stint (1987-90) as the special teams coach at Pittsburgh before entering the NFL in 1991.

## PLAYING

O'Brien played linebacker at Wisconsin-Superior and following his collegiate career he was signed to contracts by the Green Bay Packers and the Toronto Argonauts of the Canadian Football League.

## PERSONAL

O'Brien was born on June 25, 1957, in Superior, Wisc. He is married to the former Shawn Kinney, who earned her doctorate degree in psychology from Pittsburgh.

## OBRIEN'S COACHING CAPSULE

Years	Team	Position
1980-82	Wisconsin-Superior	Assistant Coach
1983-85	Nevada-Las Vegas	Linebackers/Special Teams
1986	Rice University	Linebackers/Special Teams
1987-90	University of Pittsburgh	Special Teams
1991-95	Cleveland Browns	Special Teams
1996-98	Baltimore Ravens	Special Teams
1999-04	Carolina Panthers	Asst. Head Coach/Special Teams
2005-06	Miami Dolphins	Coordinator of Football Ops/Assistant to the Head Coach
2007-08	Denver Broncos	Special Teams Coordinator
2009-14	New England Patriots	Special Teams



# CHAD O'SHEA



★ 19th Coaching Season  
★ 12th NFL Season  
★ 6th Patriots Season

SUPER BOWLS

14

W I D E R E C E I V E R S

## COACHING

Chad O'Shea was hired as the Patriots' receivers coach on Feb. 25, 2009. He is entering his 19th coaching season and his 12th NFL season.

The Patriots wide receivers have set franchise and NFL records under O'Shea's tutelage. In 2013, Julian Edelman (105) became just the third player in team history to eclipse 100 receptions in a single season. In 2012, Wes Welker became the Patriots' all-time leader in receptions and became the first player in NFL history with five 100-catch seasons. In 2011, Welker set a franchise record with 1,569 receiving yards and became the second player in NFL history to record a second 120-catch season. Patriots' receivers also aided Tom Brady to the third-most passing yards (5,235) in a single season in NFL history.

O'Shea joined the Patriots in 2009 after spending three seasons as offensive assistant/wide receivers coach for the Minnesota Vikings (2006-08), assisting Minnesota's offensive coordinator and the Vikings' wide receivers coach. In 2008, Minnesota wide receiver Bernard Berrian ranked second in the NFL with an average of 20.8 yards per catch and the Vikings offense led the NFL with 13 touchdown receptions of 20 yards or longer. In 2007, the Vikings offense tied a team record with 19 plays of 50 yards or longer.

O'Shea's first NFL experience came with the Kansas City Chiefs, where he served as a volunteer special teams assistant in 2003 and assisted with special teams and linebackers for two seasons from 2004-

05. In 2003, Kansas City had an NFL-best four special teams touchdowns while leading the NFL in both kick return and punt return average. The following season, the Chiefs set a team record for kick return yards (1,820) as Dante Hall returned two kickoffs for touchdowns.

Prior to entering the NFL, O'Shea spent seven years coaching in the college ranks at his alma mater, the University of Houston (1996-99), and Southern Mississippi (2000-02). After graduation, he was a graduate assistant at Houston in 1996 and was hired as Houston's wide receivers coach in 1997. He took over as TE/special teams coach in 1998 and added the title of recruiting coordinator in 1999. In 2000, he began a three-year stint as Southern Mississippi's special teams coach and recruiting coordinator. During his time with the Eagles, his units blocked 21 kicks.

## PLAYING

O'Shea played quarterback at Marshall University for two seasons (1991-92) before finishing his playing career at Houston (1994-95). He was team captain his senior season at Houston.

## PERSONAL

Chad O'Shea was born on Dec. 18, 1972, in Houston. His father, Mike, served as a longtime athletic trainer in the collegiate and NFL ranks, including a stint with the Baltimore Colts. O'Shea received his bachelor's degree in psychology in 1995 from Houston. Chad and his wife, Melissa, have two daughters, Claire and Grace, and a son, Mick.

## O'SHEA'S COACHING CAPSULE

Years	Team	Position
1996	University of Houston	Graduate Assistant
1997	University of Houston	Wide Receivers
1998	University of Houston	Tight Ends/Special Teams
1999	University of Houston	Tight Ends/Special Teams/Recruiting Coordinator
2000-02	Southern Mississippi	Special Teams/Recruiting Coordinator
2003	Kansas City Chiefs	Volunteer/Assistant Special Teams
2004-05	Kansas City Chiefs	Assistant Special Teams/Linebackers
2006-08	Minnesota Vikings	Offensive Assistant/Wide Receivers
2009-14	New England Patriots	Wide Receivers





# MATT PATRICIA

DEFENSIVE COORDINATOR



- ★ 17th Coaching Season
- ★ 11th NFL Season
- ★ 11th Patriots Season

SUPER BOWLS:

04 14

FOOTBALL START

## COACHING

Matt Patricia enters his third season as defensive coordinator and 11th year coaching in the NFL after being named defensive coordinator on May 10, 2012. Patricia spent five seasons as the Patriots' linebackers coach and one season coaching the safeties. Since moving to coach the Patriots on defense in 2006, the team has finished in the top-10 in fewest points allowed in seven of his eight seasons coaching on defense. Patricia's 2013 defense finished in the top-10 in the NFL in points allowed despite having three key starters placed on injured reserve before midseason. Patricia has also helped the Patriots lead the NFL in turnover differential in 2012 (+25) and 2010 (+28) and finished first in the AFC in 2011 (+17). The plus-28 turnover differential in 2010 is tied with the 2011 San Francisco 49ers for second highest single-season differential in the NFL since 1970.

Patricia joined the Patriots in 2004 as a coaching assistant and enjoyed immediate success, by helping coach the Patriots to a victory in Super Bowl XXXIX. The following season, in 2005, Patricia aided Dante Scarnecchia as assistant offensive line coach in a season which the injury-riddled running back corps combined to rush for 1,388 yards on 395 carries.

Prior to joining the Patriots, Patricia spent six

seasons in the college ranks. Immediately preceding his move to the NFL, he was an offensive graduate assistant at Syracuse for three seasons. Prior to joining the Orange, he spent two seasons (1999-2000) as the defensive line coach at Amherst College. Patricia worked as an aeronautical engineer for two years before returning to coaching at Amherst in 1999. Patricia's first coaching experience came in 1996, when he served as a graduate assistant at his alma mater, Rensselaer Polytechnic Institute.

## PLAYING

Patricia was a standout offensive lineman at R.P.I., playing both center and guard. He helped his senior class to an overall record of 31-8 and the Engineers won three ECAC Championships during his collegiate career.

## PERSONAL

Matt Patricia was born on Sept. 13, 1974 and was raised in Sherrill, N.Y. He attended Vernon-Verona-Sherrill Central School, where he lettered in football and wrestling. He earned his bachelor's degree in aeronautical engineering from R.P.I. and later earned a master's degree in education from the University of Massachusetts. Matt and his wife Raina, have two sons, Dominic and Dante.

## PATRICIA'S COACHING CAPSULE

Years	Team	Position
1996	R.P.I.	Graduate Assistant
1999-00	Amherst	Defensive Line
2001-03	Syracuse	Graduate Assistant
2004	New England Patriots	Coaching Assistant
2005	New England Patriots	Assistant Offensive Line
2006-10	New England Patriots	Linebackers
2011	New England Patriots	Safeties
2012-14	New England Patriots	Defensive Coordinator

## COACHING ASSISTANTS



STEVE  
**BELICHICK**



- ★ 3rd Coaching Season
- ★ 3rd NFL Season
- ★ 3rd Patriots Season

SUPER BOWLS:

14

COACHING ASSISTANT

Steve Belichick is in his third year as a coaching assistant with the New England Patriots. After playing four years of lacrosse at Rutgers, Belichick walked on to the football team as a long snapper at Rutgers to

help in preparations for a career in coaching. He was a three-year starter at linebacker, tight end and fullback as well as a long snapper at The Rivers School in Weston, Mass., before heading to Rutgers.



JERRY  
**SCHUPLINSKI**



- ★ 15th Coaching Season
- ★ 2nd NFL Season
- ★ 2nd Patriots Season

SUPER BOWLS:

14

COACHING ASSISTANT

### PRONOUNCED shu-PLIN-skee

Jerry Schuplinski enters his second season as a coaching assistant after he was added to the New England Patriots coaching staff in 2013. Schuplinski enters the NFL after six seasons as the special teams coordinator and linebackers coach at Case Western Reserve. During his tenure at Case Western, he tutored 22 UAA-All-Conference selections. Schuplinski

graduated from John Carroll in 1999 and spent two seasons (2000-2001) as a graduate assistant working with running backs and special teams. After earning his Master's of Business Administration from John Carroll in 2001, he served as a head coach at Trinity High School in Garfield Heights, Ohio, from 2002-06.

Jerry and his wife, Megan, have three daughters, Macy, Bryn and Jaxi.

### SCHUPLINSKI'S COACHING CAPSULE

Years	Team	Position
2000-01	John Carroll	Running Backs/Special Teams
2002-06	Trinity High School (Ohio)	Head Coach
2007-12	Case Western Reserve	Linebackers/Special Teams
2013-14	New England Patriots	Coaching Assistant

### ALL-TIME COACHING RECORDS

(Listed chronologically)

Coach	Seasons	Years	Regular Season		Win	Postseason		Career	Career
			W-L-T	Pct.	W-L	W-L-T	Win Pct.		
Lou Saban*	1.5	1960-61	7-12-0	.368	0-0	7-12-0	.368		
Mike Holovak	7.5	1961-68	52-46-9	.528	1-1	53-47-9	.528		
Clive Rush**	1.5	1969-70	5-16-0	.238	0-0	5-16-0	.238		
John Mazur***	2.0	1970-72	9-21-0	.300	0-0	9-21-0	.300		
Phil Bengtson	0.5	1972	1-4-0	.200	0-0	1-4-0	.200		
Chuck Fairbanks	6.0	1973-78	46-39-0	.541	0-2	46-41-0	.529		
Bullough-Erhardt#		1978	0-1-0	.000	0-0	0-1-0	.000		
Ron Erhardt#	3.0	1979-81	21-27-0	.438	0-0	21-27-0	.438		
Ron Meyer##	2.5	1982-84	18-15-0	.545	0-1	18-16-0	.529		
Raymond Berry	5.5	1984-89	48-39-0	.552	3-2	51-41-0	.554		
Rod Rust	1.0	1990	1-15-0	.063	0-0	1-15-0	.063		
Dick MacPherson	2.0	1991-92	8-24-0	.250	0-0	8-24-0	.250		
Bill Parcels	4.0	1993-96	32-32-0	.500	2-2	34-34-0	.500		
Pete Carroll	3.0	1997-99	27-21-0	.563	1-2	28-23-0	.549		
<b>Bill Belichick</b>	<b>14.0</b>	<b>2000-13</b>	<b>163-61-0</b>	<b>.728</b>	<b>18-8</b>	<b>181-69-0</b>	<b>.724</b>		
<b>All-Time Totals</b>	<b>54.0</b>	<b>1960-2013</b>	<b>438-373-9</b>	<b>.540</b>	<b>25-18</b>	<b>463-391-9</b>	<b>.539</b>		

\*Released after five games in 1961\*\*Released after seven games in 1970 \*\*\*Released after nine games in 1972  
 #Ron Erhardt and Hank Bullough served as co-head coaches during Chuck Fairbanks' one-game suspension (12/18/78).  
 ##Released after five games in 1984.

### POSTSEASON GAMES

Coach	Games	Years	W-L-T	Pct.
Mike Holovak	2	1963	1-1-0	.500
Chuck Fairbanks	2	1976, 1978	0-2-0	.000
Ron Meyer	1	1982	0-1-0	.000
Raymond Berry	5	1985, 1986	3-2-0	.600
Bill Parcels	4	1994, 1996	2-2-0	.500
Pete Carroll	3	1997, 1998	1-2-0	.333
<b>Bill Belichick</b>	<b>26</b>	<b>2001, 2003-07, 2009-13</b>	<b>18-8-0</b>	<b>.692</b>
<b>Postseason Totals</b>	<b>43</b>	<b>21 Years</b>	<b>25-18-0</b>	<b>.581</b>

### PRESEASON GAMES

Coach	Games	Years	W-L-T	Pct.
Lou Saban	9	1960-61	7-2-0	.778
Mike Holovak	32	1962-68	5-27-0	.156
Clive Rush	9	1969-70	2-7-0	.222
John Mazur	12	1971-72	3-9-0	.250
Chuck Fairbanks	34	1973-78	20-13-1	.603
Ron Erhardt	12	1979-81	7-5-0	.583
Ron Meyer	12	1982-84	3-9-0	.250
Raymond Berry	21	1985-89	10-11-0	.476
Rod Rust	4	1990	0-4-0	.000
Dick MacPherson	8	1991-92	2-6-0	.250
Bill Parcels	16	1993-96	8-8-0	.500
Pete Carroll	13	1997-99	7-6-0	.538
<b>Bill Belichick</b>	<b>61</b>	<b>2000-13</b>	<b>31-26-0</b>	<b>.544</b>
<b>Preseason Totals</b>	<b>243</b>	<b>1960-2013</b>	<b>105-133-1</b>	<b>.441</b>

### OPENING DAY GAMES

Coach	Games	Years	W-L-T	Pct.
Lou Saban	2	1960-61	0-2-0	.000
Mike Holovak	7	1962-68	3-4-0	.429
Clive Rush	2	1969-70	1-1-0	.500
John Mazur	2	1971-72	1-1-0	.500
Chuck Fairbanks	6	1973-78	2-4-0	.333
Ron Erhardt	3	1979-81	1-2-0	.333
Ron Meyer	3	1982-84	2-1-0	.667
Raymond Berry	5	1985-89	5-0-0	1.000
Rod Rust	1	1990	0-1-0	.000
Dick MacPherson	2	1991-92	1-1-0	.500
Bill Parcels	4	1993-96	1-3-0	.250
Pete Carroll	3	1997-99	2-1-0	.667
<b>Bill Belichick</b>	<b>14</b>	<b>2000-13</b>	<b>11-3-0</b>	<b>.786</b>
<b>Opening Day Totals</b>	<b>54</b>	<b>1960-2013</b>	<b>30-24-0</b>	<b>.555</b>

# ALL-TIME COACHING ROSTER

FOOTBALL STAFF

NAME	POSITION	TOTAL YEARS	YEARS OF SERVICE	NAME	POSITION	TOTAL YEARS	YEARS OF SERVICE
Atkins, David	Offensive Backs	1	1993	Mazur, John	Offensive Backfield	1.5	1969-70
Beatty, Bruce	Offensive Line	1	1969-72	Head Coach	2.5	1970-72	
<b>Belichick, Bill</b>	<b>Asst. Head Coach/Secondary</b>	<b>1</b>	<b>1996</b>	Melvin, Randy	Defensive Line	2	2000-01
	<b>Head Coach</b>	<b>15</b>	<b>2000-14</b>	Meyer, John	Linebackers	4	1969-72
Bengtson, Phil	Head Coach (Interim)	1/16	1972	Meyer, Ron	Head Coach	2.5	1982-84
Berry, Raymond	Receivers	4	1978-81	Miller, Burnie	Special Teams	1	1972
	Head Coach	5.5	1984-89	Miller, Red	Offensive Line	6	1960-61, 73-76
Blackmon, Don	Staff Assistant	1	1988	Moore, Myrel	Outside Linebackers	2	1991-92
	Linebackers	2	1989-90	Morra, Jim	Defensive Coordinator	1	1982
Brittenham, Dean	Strength/Conditioning	3	1985-87	Morris, Guy	Asst. Offensive Line	2	1988-89
Brasher, Tommy	Linebackers	3	1982-84	Muir, Bill	Offensive Line	3	1983-85
Bruneau, Fred	Defensive Backfield	2	1962-63	<b>Nash, Harold</b>	<b>Asst. Strength &amp; Conditioning</b>	<b>6</b>	<b>2005-10</b>
Bryant, Cleve	Offensive Backfield	3	1982-84	<b>Strength &amp; Conditioning</b>	<b>4</b>	<b>2011-14</b>	
Boudreau, Paul	Offensive Line	1	1997-98	Nelsen, Bill	Quarterbacks	2	1973-74
<b>Boyer, Josh</b>	<b>Defensive Backs</b>	<b>3</b>	<b>2009-11</b>	Nelson, Steve	Linebackers	1	1990
	<b>Cornerbacks</b>	<b>3</b>	<b>2012-14</b>	O'Brien, Bill	Wide Receivers	1	2008
Brown, Corwin	Defensive Backs	1	2010	Quarterbacks	2	2009-10	
Bullough, Hank	Defensive Line	7	1973-79	Offensive Coordinator/QBs	1	2011	
<b>Caldera, Moses</b>	<b>Asst. Strength &amp; Conditioning</b>	<b>1</b>	<b>2011-14</b>	<b>O'Brien, Scott</b>	<b>Special Teams</b>	<b>6</b>	<b>2009-14</b>
Campbell, Marion	Defensive Line	2	1962-63	<b>O'Shea, Chad</b>	<b>Receivers</b>	<b>6</b>	<b>2009-14</b>
Capers, Dom	Special Asst./Secondary	1	2008	Palmer, Chris	Wide Receivers	4	1993-96
Cappelletti, Gino	Special Teams	3	1979-81	Parcells, Bill	Linebackers	1	1980
Carroll, Pete	Head Coach	3	1997-99		Head Coach	4	1993-96
Carthon, Maurice	Offensive Assistant	2	1994-95	Parker, Johnny	Strength/Conditioning	7	1993-99
	Running Backs	1	1996	Parilli, Babe	Quarterbacks	1	1981
Carr, Jim	Defensive Backfield	5	1985-89	<b>Patricia, Matt</b>	<b>Asst. Offensive Line</b>	<b>1</b>	<b>2005</b>
Caruthers, LeBaron	Strength & Conditioning	3	1982-84	<b>Receivers</b>	<b>5</b>	<b>2010-11</b>	
Casario, Nick	Wide Receivers	2	2007	<b>Safeties</b>	<b>3</b>	<b>2012-14</b>	
Collier, Joe	Defensive Backfield	2	1960-61	<b>Defensive Coordinator</b>	<b>1</b>	<b>2005-10</b>	
	Defensive Coordinator	2	1991-92	Patterson, Andre	Defensive Assistant	1	1997
Collier, Joel	Asst. Running Backs/WR	2	1991-92	Paul, Markus	Asst. Strength & Conditioning	5	2000-04
	Asst. Secondary	1	2005	Pees, Dean	Linebackers	2	2004-05
	Secondary	2	2006-07	Defensive Coordinator	4	2006-09	
Coury, Dick	Offensive Coordinator	2	1991-92	Pelini, Bo	Linebackers	3	1997-99
Crennel, Romeo	Defensive Line	4	1993-96	Receivers	4	1974-77	
	Defensive Coordinator	1	2001	Offensive Coordinator	4	1983-96	
	Defensive Coordinator/DL	2	2002-03	Polonchek, John	QB/Special Asst. to Coach	12	1975-80, 85-90
	Defensive Coordinator	1	2004	Pope, Mike	Running Backs	1	1994
Crosby, Steve	Special Teams/Tight Ends	1	1990	Tight Ends	2	1995-96	
<b>Daboll, Brian</b>	<b>Wide Receivers</b>	<b>5</b>	<b>2002-06</b>	Offensive Coordinator/QBs	1	1990	
	<b>Offensive Coaching Assistant</b>	<b>2</b>	<b>2013-14</b>	Quarterbacks	2	2000-01	
<b>Daly, Brendan</b>	<b>Defensive Assistant</b>	<b>1</b>	<b>2014</b>	Reilly, Jack	Quarterbacks	2	1998-99
Davidson, Jeff	Tight Ends	1	1991	Richardson, Jesse	Defensive Line	5	1965-69
	Asst. Offensive Line	4	1998-01	Ringo, Jim	Offensive Line	4	1978-81
	Asst. Offensive Line/TEs	3	2002-04	Roach, Dick	Defensive Backs	1	1981
	Strength & Conditioning	1	2007	Rowan, Keith	Special Teams	1	1989
Davis, Don Asst.	<b>Offensive Line</b>	<b>1</b>	<b>2014</b>	Rush, Clive	Head Coach	1.5	1969-70
<b>DeGuglielmo, Dave</b>	<b>Offensive Line</b>	<b>2</b>	<b>1975-76</b>	Rust, Rod	Defensive Coordinator	5	1983-87
Dotsch, Rollie	Outside Linebackers	2	1975-76	Head Coach	1	1969-70	
Elias, Bill	Defensive Backfield	2	1969-70	Rutigliano, Sam	Off. Backs/Receivers	3	1971-73
Endicott, Steve	Receivers	2.5	1982-84	Ryan, Rob	Linebackers	3	2000-03
Erber, Lew	Offensive Coordinator/QBs	6	1982-84	Outside Linebackers	3	2001-03	
Erhardt, Ron	Offensive Backfield	3	1973-78	Saban, Lou	Head Coach	1.5	1960-61
	Head Coach	3	1979-81	Scarnecchia, Dante	Special Teams/TEs	7	1982-88
Evans, Dick	Defensive Line	2	1971-72	Special Teams/TEs	2	1991-92	
Fairbanks, Chuck	Head Coach	6	1973-78	Special Assistant	2	1993-94	
<b>Fears, Ivan</b>	<b>Wide Receivers</b>	<b>5</b>	<b>1991-92, 99-01</b>	Defensive Asst./LBs	2	1995-96	
	<b>Running Backs</b>	<b>13</b>	<b>2002-14</b>	Special Teams	2	1997-98	
Ferentz, Brian	Offensive Assistant	1	2010	Offensive Line	1	1998	
	Tight Ends	1	2011	Asst. Head Coach/Off. Line	14	2000-13	
Fletcher, Tom	Defensive Backfield	2	1971-72	Special Teams	10	1999-08	
<b>Flores, Brian</b>	<b>Offensive Assistant/Special Teams</b>	<b>2</b>	<b>2010</b>	Shinnick, Don	Linebackers	5	1985-89
	<b>Defensive Assistant</b>	<b>1</b>	<b>2011</b>	Defensive Line	4	1978-81	
	<b>Safeties</b>	<b>3</b>	<b>2012-14</b>	Sidwell, Steve	Linebackers	3	1982-84
Gerber, Norm	Inside Linebackers	2	1991-92	Defensive Coordinator	3	1997-99	
Godsey, George	Offensive Assistant	1	2011	Strength/Conditioning	3	1986-90	
	Tight Ends	2	2012-13	Smith, Jerry	1	1997	
<b>Graham, Patrick</b>	<b>Defensive Assistant</b>	<b>1</b>	<b>2010</b>	Smith, Carl Asst.	2	1998-99	
	<b>Linebackers</b>	<b>1</b>	<b>2011</b>	Tight Ends	2	1998-99	
	<b>Defensive Line</b>	<b>3</b>	<b>2012-14</b>	Smith, Jerry	Defensive Line	2	1960-61
Gibson, Claude	Defensive Backfield	1	1968	Spinney, Art	Offensive Line	7	1962-68
Grier, Bobby	Offensive Backfield	9	1981, 85-92	Steckel, Les	Quarterbacks/Receivers	4	1985-88
Groh, Al	Defensive Coordinator/LBs	4	1993-96	Stoltz, Jerry	Receivers	4	1969-72
Hamilton, Ray	Asst. Defensive Line	5	1985-89	Sumner, Charlie	Linebackers/Secondary	6	1973-78
	Defensive Line	3	1997-99	Sweatman, Mike	Defensive Coordinator/QBs	4	1990
Hoaglin, Fred	Offensive Line	4	1993-96	Special Teams	1	1994	
Hoflovak, Mike	Offensive Backfield	1.5	1960-61	Tassit, Carl	Defensive Backs	1	1964
	Head Coach	7.5	1961-68	Toreff, Bob	Defensive Backs	3	1993-95
Hufnagel, John	Quarterbacks	1	2003	Uryus, Dave	Asst. Special Teams/DL	2	1991-92
Humenuik, Rod	Asst. Head Coach/O-Line	5	1985-88	Valek, Jim	Special Teams	3	1973-75
	Offensive Line	3	1990-92	Waldron, Shane	Tight Ends	1	2009
Jackson, Harold	Receivers	5	1985-89	Walker, DeWayne	Defensive Assistant/QBs	3	1998-00
Johnson, Pepper	Assistant Linebackers	1	2000	Walker, Dick	Defensive Backs	1	1977
	Inside Linebackers	3	2001-03	Walters, Steve	Wide Receivers	3	1982-94
	Defensive Line	8	2004-11	Weaver, Larry	Defensive Backfield	4	1973-76
	Linebackers	2	2012-13	Weber, Chuck	Defensive Line/Backfield	4	1964-67
<b>Judge, Joe</b>	<b>Assistant Special Teams</b>	<b>3</b>	<b>2012-14</b>	Weis, Charlie	Tight Ends	2	1993-94
Jones, Stan	Defensive Line	2	1991-92	Running Backs	1	1995	
Kenan, Larry	Offensive Coordinator	1	1997	Wide Receivers	1	1996	
Khayat, Eddie	Defensive Line	5	1985-89	Offensive Coordinator/RBs	1	2000	
Kinard, Billy	Defensive Backfield	2	1979-80	Offensive Coordinator/RBs/QBs	1	2001	
Lantz, Rick	Linebackers	1	1981	Offensive Coordinator/QBs	1	2002	
Lindsay, Dale	Defensive Line	1	1980	Offensive Coordinator	2	2003-04	
Loudd, Rommie	Linebackers	1	1966	Defensive Backs	2	1991-92	
Lynn, Ron	Defensive Backs	3	1997-99	Wilson, Kirby	Running Backs	3	1997-99
MacPherson, Dick	Head Coach	2	1991-92	Woicik, Mike	Strength and Conditioning	11	2000-10
Mangini, Eric	Defensive Backs	5	2000-04	Wood, Richard	Receivers	2	1989-90
	Defensive Coordinator	1	2005	Yewic, Tom	Offensive Backs/Sp Teams	3	1978-78
Mangurian, Pete	Tight Ends	4	2003-08	Zampese, Ernie	Offensive Coordinator	2	1998-99
<b>McDaniels, Josh</b>	<b>Quarterbacks</b>	<b>2</b>	<b>2004-05</b>				
	<b>Offensive Coordinator/QBs</b>	<b>6</b>	<b>2006-08, 2012-14</b>				
McLaughlin, Leon	Offensive Line	1	1977				

The coaches listed above are the all-time, full-time position coaches only.







NICK  
**CASERIO**



SUPER BOWLS:  
01 03 04 14

DIRECTOR OF PLAYER PERSONNEL

Nick Caserio was named director of player personnel on Feb. 21, 2008, after serving in a number of roles for the Patriots' personnel department and coaching staff. He enters his 14th season with the Patriots in 2014 and his 12th season in player personnel. In 2007, Caserio served as the Patriots' wide receivers coach following a three-year stint as the team's director of pro personnel (2004-06).

In Caserio's 13 seasons with the club, the Patriots have qualified for the Super Bowl five times with three wins, captured 11 AFC East crowns and qualified for the playoffs in every year except in 2002 and 2008. Caserio has been instrumental in drafting, signing and developing players who have become cornerstones of one of the most successful NFL franchises of all time. In addition to his time in player personnel department, Caserio returned to the field in 2007 to coach the wide receivers, a season that saw the Patriots amass an undefeated regular season record and an offense break many NFL records.

Caserio joined the Patriots in June of 2001 as a personnel assistant and celebrated the Patriots' first Super Bowl title that season. During that year, his role was expanded to include film breakdown and scouting report preparation for the offensive staff. He became an offensive coaching assistant on Bill Belichick's staff in February 2002, and returned to player personnel in 2003 as an area scout prior to becoming director of

pro personnel in 2004. In addition to his duties in the personnel department, Caserio handled press box responsibilities for the coaching staff on game days from 2003-06.

Caserio entered the coaching ranks as a graduate assistant at Saginaw Valley State University in 1999 and spent two seasons with the program. Following a brief time with Central Michigan as a graduate assistant in the spring of 2001, he joined the Patriots scouting department.

Caserio was a standout player at John Carroll University, starting at quarterback in each of his four seasons where the team compiled a 33-7-2 record. He was a two-time captain and three-time All-Conference performer. In 1997, he helped to lead the Blue Streaks to a 10-2 record and the school's second appearance in the NCAA Division III Tournament, where it advanced to the national quarterfinals.

Caserio is a native of Lyndhurst, Ohio. He was college teammates with Patriots offensive coordinator Josh McDaniels, assistant director of pro scouting Dave Ziegler and coaching assistant Jerry Schuplinski at John Carroll. He earned his degree in finance from John Carroll and later earned his Master's of Business Administration from Saginaw Valley State. Caserio was a three-time Academic All-Conference selection at John Carroll. Nick and his wife, Kathleen, were married in June, 2009. Nick and his wife have two daughters, Whitley and Chatham.



NANCY  
**MEIER**



SUPER BOWLS:  
01 03 04 14

DIRECTOR OF SCOUTING ADMINISTRATION

Nancy Meier is enjoying her 40th season with the Patriots and is the longest tenured full-time employee on staff. Meier joined the scouting department on Oct. 20, 1975, and has worked with nine different Patriots coaching staffs. She has been a part of each of the franchise's seven Super Bowl appearances and has been with the organization for 20 of the team's 21 playoff

seasons. In her current role, Meier's responsibilities include coordinating logistics for all of the Patriots scouts, free agent signings, draft choices and tryouts. She also serves as the team's liaison to the league for all personnel communication, including the daily reporting of all transactions on the waiver wire. The Meier family resides in Bridgewater, Mass.



MONTI  
**OSSENFORT**



SUPER BOWLS:

03 14

DIRECTOR OF COLLEGE SCOUTING

Monti Ossenfort is in his 13th season in the NFL and his 10th year with the Patriots. He is in his first season as director of college scouting after three seasons as the assistant director of college scouting and three seasons as a national scout. Ossenfort returned to the Patriots in 2006 as an area scout after previously serving as a personnel assistant for the team in 2003. He gained his first personnel experience in 2002 as an intern in the Houston Texans' pro personnel department. After a season with the Patriots in 2003, Ossenfort returned to Houston as the Texans' pro and college scouting

assistant. In 2005, he served as a college scout for the Texans. His first NFL experience came as a training camp intern for the Minnesota Vikings in 2001. Ossenfort was a four-year letterman and a two-year starter at quarterback for the University of Minnesota-Morris. He graduated from Minnesota-Morris in 2000 with a degree in economics and management. Ossenfort later earned a master's degree in business administration and a master's degree in sports management from Ohio University. He is a native of Luverne, Minn. Ossenfort and his wife, Shannon, have a daughter, Emery Kailyn.



BRIAN  
**SMITH**



SUPER BOWLS:

01 03 04 14

COLLEGE SCOUTING COORDINATOR

Brian Smith is in his third season as college scouting coordinator after two seasons as the assistant director of college scouting. He has spent six seasons as a pro scout for the Patriots and has served in a number of roles for the team since 2000. In 2006, he served as a special assignment scout for the Patriots. From 2004-05, Smith served as the Patriots' director of operations, handling the logistical coordination of the team's football operations, including team travel and

training camp operations, as well as various day-to-day logistical needs of players and staff. He originally joined the Patriots in 2000 and assisted the coaching staff for four seasons from 2000 through 2003. The Marathon, Fla., native is a Providence College graduate and also attended Davidson (N.C.) College, where he played football. He is a graduate of Phillips Academy in Andover, Mass., where he lettered in football. Brian and his wife, Carrie, were married in 2009. They have two children, a son, Thomas and a daughter, Delia.



DUJUAN  
**DANIELS**



SUPER BOWLS:

14

NATIONAL SCOUT

DuJuan Daniels is in his ninth season with the Patriots personnel department. He joined the organization in 2006 as a scouting assistant and is in his second season as a national scout in 2014 after previously serving five seasons as an area scout. Prior to joining the Patriots, Daniels served as the offensive coordinator at Cathedral High School in Indianapolis, Ind. (2004-05) and was the wide receivers coach at Graceland University in Lamoni, Iowa (2003). Daniels was a four-year letterman at Boston College, where he was a wide receiver and

kick returner. The Indianapolis native went to four bowl games with the Eagles and was a two-time selection to the Big East All-Academic Team. He attended Bishop Chatard High School in Indianapolis, where he was a member of the Division 3A state championship football team in 1997 while earning Indiana's Mr. Football award. Daniels earned a bachelor's degree in communications and a master's degree in higher education administration from Boston College. DuJuan and his wife, Natalie, have a son, Kingston.



MATT  
GROH



SUPER BOWLS:  
14

AREA SCOUT

Matt Groh enters his fourth season with the Patriots and his second year as an area scout. He joined the organization in July 2011 as a scouting assistant and served in that role for two seasons. Groh was a quarterback at Princeton University where he graduated

in 2003 with a psychology degree. He later earned a law degree from the University of Virginia in 2008. A native of Hingham, Mass., Groh graduated from Chaminade High School on Long Island. Groh and his wife, Courtney, were married in July 2012.



TIM  
HEFFELFINGER



SUPER BOWLS:  
14

AREA SCOUT

Tim Heffelfinger is enjoying his 17th season as an NFL scout and his 10th season as an area scout for the Patriots. He joined New England's personnel department prior to the 2005 season after a seven-year stint as an area scout for the New Orleans Saints (1998-2004). Heffelfinger entered the NFL scouting ranks in 1998 after spending two-and-a-half years as a graduate assistant coach at UCLA (1996-98), where he worked with the offensive line and tight ends. He also earned

a master's degree from the UCLA Graduate School of Education. He was a defensive tackle at Northwestern before his playing career was cut short by a back injury. He graduated from Northwestern in 1990 with a bachelor's degree in organizational studies and worked in the business sector as a sales representative for The Quaker Oats Company and Converse before returning to football. Tim and his wife, Amy, have two children, Kassidy and Ryan.



FRANTZY  
JOURDAIN



SUPER BOWLS:  
03 04 14

AREA SCOUT

Frantzy Jourdain enters his 12th season with the Patriots personnel department and his 10th year as an area scout. He was originally hired by the team in 2003 as a player personnel assistant. Jourdain joined the Patriots after spending the 2002 season as the secondary coach and co-special teams coordinator at Duquesne University, a season during which the Dukes

led Division I-AA in interceptions, scoring defense and fewest total yards allowed per game. He attended the University of Rhode Island (1993-97), where he was a three-year starter for the Rams at running back and strong safety. He also attended North Carolina Central University, where he coached running backs and worked on a master's degree in criminology from 1998-2000.



# JAMES LIIPFERT



SUPER BOWLS:

14

AREA SCOUT

James Liipfert enters his sixth season with the Patriots and his fourth season as an area scout. He joined the Patriots organization in May 2009 as a scouting assistant. Liipfert came to the Patriots following his graduation from Georgia Tech, where he was a three-year letterman as a linebacker and special

teams player for the Yellow Jackets. He received his Bachelor's degree in Management in December 2008. Liipfert is a native of Marshallville, Ga., and graduated from Westfield High School, where he was a letterman in football, baseball, and basketball. James and his wife, Lacy, were married in June, 2014.



# PATRICK STEWART



SUPER BOWLS:

14

AREA SCOUT

Patrick Stewart is in his eighth season with the Patriots personnel department and his third as an area scout. In 2009, he spent the year as an area scout and was then a pro scout from 2010-12. He originally joined the organization in February 2007 as a scouting assistant. Stewart came to the Patriots after spending the 2006 season as the assistant director of football operations at Temple on head coach Al Golden's staff. Stewart spent the 2005 season as a graduate assistant coach at Western Carolina. Stewart spent 2000-04

at Ohio State as a student manager for head coach Jim Tressel, assisting the coaching staff on the field during practice and games. During Stewart's tenure at Ohio State, the Buckeyes won the 2002 BCS National Championship and beat rival Michigan three times. Stewart was born Dec. 21, 1981, in Steubenville, Ohio, and attended Indian Creek High School, where he was a three-sport letterman in football, basketball and baseball. He earned a bachelor of arts degree in political science from Ohio State in June 2005. Patrick and his wife, Whitney were married in June 2012.





LARRY  
COOK



SUPER BOWLS:  
01 03 04 14

SCOUTING CONSULTANT

Larry Cook is enjoying his 52nd year in football, including his 30th as a member of the Patriots personnel department. He is in his ninth season as a scouting consultant after a six-year stint as the director of college scouting followed by three seasons as a regional scout. In more than two decades with the Patriots, he has been an important contributor to the team's scouting department and has celebrated each of the Patriots' seven Super Bowl appearances. Cook originally joined the Patriots as a part-time West Coast pro personnel scout when Ron Meyer was named head coach in 1982. He joined the Patriots scouting department on a

full-time basis on Feb. 1, 1985, as a personnel scout on Dick Steinberg's staff. He began a 16-year coaching career in 1963 at Fountain Valley High School in California. In 1975, he joined the collegiate ranks when he accepted an assistant coaching position at Cal State Fullerton. After three years at Fullerton, he accepted his first professional assignment as an assistant with the Los Angeles Rams scouting department. He spent six seasons (1979-84) with the Rams before joining the Patriots scouting department. Cook was born Feb. 12, 1939, in Irvine, Calif. He and his wife, Nadine, have a daughter, Jacquelyn, two sons, Michael and Steven, and six grandchildren.



BOB  
QUINN



SUPER BOWLS:  
01 03 04 14

DIRECTOR OF PRO SCOUTING

Bob Quinn enters his 15th season in the Patriots personnel department and his third as the director of pro scouting after being named to the position in May 2012. Quinn served as the assistant director of pro personnel from 2009-2011. Quinn's responsibilities have included both college and pro scouting during his tenure with New England. Quinn was the Patriots' national scout in 2008 after spending four seasons as a regional scout (2004-07) and two seasons as a pro scout (2002-03). Quinn joined the team in 2000 as a

player personnel assistant. Prior to joining the Patriots, Quinn spent two seasons as a graduate assistant within the division of athletics at the University of Connecticut (1998-99). Quinn earned his master's degree in sports management from UConn in 2000. He completed his undergraduate studies at UConn in 1998. Quinn is a native of Norwood, Mass., and attended Norwood High School. Bob and his wife, Julie, have a son, Kyle, and a daughter, Grace.



# DAVE ZIEGLER




SUPER BOWLS:

14

ASSISTANT DIRECTOR OF PRO SCOUTING

Dave Ziegler enters his second season with the Patriots scouting department as the assistant director of pro scouting. He joined the Patriots after three seasons with the Denver Broncos, serving a variety of roles for the club in their scouting department. Before going to Denver, Ziegler was the special teams coordinator at Chaparral High School in Scottsdale, Ariz., where he also coached the running backs and tight ends.

Previously, Ziegler coached the wide receivers and special teams at Iona College in New Rochelle, N.Y. and at John Carroll University in University Heights, Ohio. A three-time all conference honoree as a wide receiver/punt returner/kick returner at John Carroll, Ziegler holds several Blue Streak records, including career yards, average and touchdowns. Dave and his wife Carissa live in Providence, R.I. Ziegler was born Sept. 7, 1977, in Tallmadge, Ohio.



# STEVE CARGILE



SUPER BOWLS:

14

PRO SCOUT

Steve Cargile is in his fourth season with the Patriots personnel department and his third as a pro scout. He joined the organization in February 2011 as a scouting assistant. Cargile also assisted with coaching special teams during the 2011 season. Prior to joining the Patriots, Cargile was an NFL safety with several different teams from 2004-09. He was originally signed by the Dallas Cowboys as a rookie free agent out of Columbia in 2004 and also had stints with Tampa Bay, Denver, Cleveland and the N.Y. Giants during his NFL career.

Cargile played wide receiver and safety during his time at Columbia, earning Second Team All-Ivy League honors in 2003 for his efforts on defense. He graduated in 2004 with a bachelor's degree in economics.

Born and raised in Cleveland, Ohio, Cargile attended St. Peter Chanel High School in Bedford, Ohio, where he lettered in football, basketball, baseball and track. He was a member of the 1999 Division 5 State semifinal football team and the 1999 Division 3 State champion basketball team.



RONNIE  
**McGILL**



SUPER BOWLS:

14

**PRO SCOUT**

Ronnie McGill is in his third season as a pro scout with the Patriots after two seasons as a scouting assistant. He originally joined the club in the summer of 2010 after spending the 2009 season with the Tennessee Titans as a seasonal intern in player personnel development.

The Clover, S.C., native became the first student athlete to enroll in the spring semester at the University of North Carolina at Chapel Hill in 2003 and eventually finished in the top-10 in school history in rushing yards and touchdowns. McGill's achievements garnered an invitation to the 2007 NFL Scouting Combine. He graduated from UNC in December 2007 with a degree in interpersonal communications.

McGill attended Clover High School where he was a three-sport letterman and was an All-State high jumper as a sophomore and an All-State running back as a senior. He was also named MVP of the 2002 South Carolina North-South All Star Game after setting an All-Star game record with 119 rushing yards and three touchdowns.

Following his playing career, McGill earned his first coaching assignment with his high school alma mater as a volunteer running backs coach and later as an assistant coach at South Pointe High School (S.C.).

## SCOUTING ASSISTANTS



**Jonathan Howard**



**Brandon Yeargan**



# BERJ NAJARIAN



SUPER BOWLS:  
01 03 04 14

DIRECTOR OF FOOTBALL / HEAD COACH ADMIN.

Berj Najarian is in his 20th season in the NFL and his 15th season with the Patriots. He was named director of football/head coach administration in 2005 after five years as the Patriots' executive administrator to the head coach. He originally joined the Patriots on Feb. 4, 2000. In his current position, he is the point person for day-to-day operations of the team and acts as a liaison across football and non-football departments. Najarian manages several elements of Head Coach Bill Belichick's off-field agenda, including football and stadium operations, player and staff communication,

scheduling and personal requests. In addition, Najarian manages various special projects in coaching and player personnel. Entering the NFL in 1995, he joined the Patriots after five seasons in the public relations department of the New York Jets. A 1991 Boston University graduate, Najarian returned to New York after college to intern with the New York Knicks. Following his internship, he worked at The Rowland Company, a public relations firm in New York City. He is a native of Manhasset, N.Y. He and his wife, Regina, were married in 2000.



# ERNIE ADAMS



SUPER BOWLS:  
01 03 04 14

FOOTBALL RESEARCH DIRECTOR

Ernie Adams returned to the Patriots staff when he was appointed football research director by Bill Belichick on April 25, 2000. His responsibilities include researching special assignments for both the coaching staff and the personnel department. After coaching for four seasons at Northwestern (1972-75), Adams entered the NFL coaching ranks with the New England Patriots as the administrative assistant and assistant offensive coach on Chuck Fairbanks' staff in 1975. In addition to his on-field responsibilities, his duties included all aspects of football operations, including computer

analysis, statistical evaluations and film coordination. After four seasons with the Patriots, he accepted a position with the New York Giants in 1979. In 1982, he was promoted to director of pro personnel, a position he held for four seasons. In 1991, he joined Belichick's staff in Cleveland as an offensive assistant, a position he held for five seasons. Adams is an alumnus of Northwestern University and attended Phillips Academy in Andover, Mass. Adams and his wife, Christine, live in Massachusetts.





# MICHAEL LOMBARDI



SUPER BOWLS:

84 14

ASSISTANT TO THE COACHING STAFF

Michael Lombardi was named assistant to the coaching staff on Feb. 20, 2014. Lombardi brings 23 years of NFL experience as a front office executive, most recently serving as general manager for the Cleveland Browns in 2013.

Lombardi joined the NFL personnel ranks in 1984, spending three seasons (1984-86) in the personnel department of the San Francisco 49ers. He coordinated scouting reports and evaluated collegiate talent. During his tenure with San Francisco, the 49ers captured Super Bowl XIX following the 1984 season.

He then spent nine seasons (1987-95) with the Cleveland Browns as a scout, pro personnel director and director of player personnel. Lombardi was named the team's personnel director in 1989 and was promoted to director of player personnel in 1993. The Browns qualified for the playoffs three times during his tenure in Cleveland, including advancing to the AFC Championship game twice (1987 & 89).

Lombardi then spent two seasons with the Philadelphia Eagles (1997-98) in the personnel

department. He played an integral role in the 1998 draft, a draft that laid the foundation to qualify for the playoffs five consecutive years (2000-04), including four straight trips to the NFC Championship Game (2001-04).

He then joined the Oakland Raiders for eight seasons (1999-2007) in the player personnel department. During his tenure with the Raiders, Lombardi dealt with personnel decisions and contract negotiations. Oakland captured three straight AFC West titles (2000-02) and advanced to Super Bowl XXXVII while he was a member of the organization.

Outside of the front office, Lombardi has held multiple positions as a collegiate coach, analyst, reporter and writer throughout his career, including time as analyst with the NFL Network and NFL.com from 2008-2012.

Lombardi was a three-year letterman (1979-81) as a defensive lineman at Hofstra University.

Michael and his wife, Millie, have two sons, Mick - a coaching assistant with the San Francisco 49ers, and Matthew - a 2013 graduate of the University of Delaware.



# KEVIN ANDERSON



SUPER BOWLS:

14

DIRECTOR OF PLAYER DEVELOPMENT

Kevin Anderson is in his ninth season in the Patriots football operations department and his fourth as the director of player development. His involvement in player development began in 2006, his first season with the Patriots. His main focus is to assist athletes with their transition into the NFL and provide support both during and following their careers. The core areas of his program are financial education, life skills, family

assistance and continuing education. Anderson's other duties include coordinating several logistical aspects of mini-camp, training camp, and team travel.

Before joining the Patriots, Anderson earned a degree in sport marketing and management from Indiana University, where he also worked as a football operations assistant for the Hoosiers. While at Indiana, the Indianapolis native completed internships with the Indianapolis Colts and Houston Texans.



# MICHELLE MARTINI



SUPER BOWLS:

14

ASSOCIATE DIRECTOR OF FOOTBALL OPERATIONS

Michelle Martini enters her fourth season with the Patriots organization and first as the associate director of football operations after three seasons as a football operations assistant. Working directly with head coach Bill Belichick, assistant coaches, department heads throughout the organization and players, Martini is responsible for several aspects of the team's operations. She coordinates all travel and accommodations for

home and road games, training camp logistics, stadium operations, other daily logistics and this year played a key role in the Patriots office renovation project. The Lexington, Mass. native graduated from Boston College with a degree in marketing in 2011. During her time at Boston College, she worked for the Eagles football program assisting the football operations and recruiting departments.



# JIM WHALEN



SUPER BOWLS:

03 04 14

HEAD ATHLETIC TRAINER

Jim Whalen returned to the New England Patriots in 2002 as the team's head athletic trainer. He supervises the evaluation and care of injuries and the treatment and rehabilitation of all players. He began his professional career as an assistant athletic trainer for the Patriots in 1992 and 1993. In 1994, he accepted a position as the assistant athletic trainer at the University of Miami, a position he held for three years. In 1997, he was named

the director of sports medicine at Kansas State. In 2000 and 2001, he served as the director of rehabilitation for the Tampa Bay Buccaneers. Whalen graduated from Bridgewater State College in 1993 with a degree in physical education and earned his master's degree in sports medicine from Miami in 1996. Jim and his wife, Rene, have three children, Courtney, Ryan and Jaclyn.



# JOE VAN ALLEN



SUPER BOWLS:

01 03 04 14

ASST. ATHLETIC TRAINER &amp; DIR. OF REHABILITATION

Joe Van Allen joined the New England Patriots training staff in the spring of 2001. He is responsible for the physical therapy and rehabilitation of injured players, while working closely with head athletic trainer Jim Whalen and strength and conditioning coach Harold Nash on all aspects of the club's training program. Prior to the Patriots, he served as the sports physical therapist at Virginia Polytechnic Institute and State University in Blacksburg, Va. He also held the title of director of

physical therapy at University Physical Therapy, an outpatient physical therapy practice in Blacksburg. He received his bachelor's degree at Millikin University before earning a master's of science in physical therapy at the University of Miami. In addition, he is a certified athletic trainer, certified strength and conditioning specialist, and a board certified sports clinical specialist. Joe and his wife, Jody, were married in 2000. He and his wife have a daughter and a son, Emma and Andrew.



# DAVE GRANTO



SUPER BOWLS:  
03 04 14

ASST. ATHLETIC TRAINER

Dave Granito is in his 13th season with the Patriots as an assistant athletic trainer. He joined the Patriots in 2002 and has also worked with the training staffs of the New York Giants and West Virginia University. Granito holds a bachelor's degree from Kean University in Union, N.J., and completed his master's degree at West

Virginia. He gained his first professional experience as an intern for the Giants in 1998, and went on to work as a graduate assistant athletic trainer at West Virginia. The Emerson, N.J., native completed another season as an intern with the Giants in 2001 before joining the Patriots. He and his wife, Melissa, were married in the offseason.



# TED HARPER



SUPER BOWLS:  
14

SPORTS NUTRITIONIST

Ted Harper is in his third season as a registered and licensed sports dietitian/nutritionist with the New England Patriots. He joined the Patriots after working for a contracting company supporting Special Operations Command (SOCOM) by providing performance nutrition services. Before training special operations soldiers, he was strength training and nutritionally supporting Olympic speedskaters for the United States Olympic Speedskating Team in preparation for the 2010 Winter

Olympic Games and nutritionally assisting collegiate athletes at the University of Utah.

Harper earned a dual Bachelor's degree from Purdue University in dietetics and nutrition, fitness, and health. He also earned a dual Master's degree from the University of Utah in Exercise Sport Science and Sports Nutrition. He is a Board Certified Specialist in Sports Dietetics (CSSD).



# DAVE SCHOENFELD



SUPER BOWLS:  
14

HEAD EQUIPMENT MANAGER

David Schoenfeld is in his third season with the Patriots after being named assistant equipment manager in July 2012. Schoenfeld replaced longtime Patriots equipment manager Don Brocher after Brocher lost his battle with leukemia in January, 2013. Prior to joining the Patriots, Schoenfeld served as the head

football equipment manager at Boston College from 2001-12. The Haverhill, Mass., native also served on the equipment staff at Syracuse after beginning his career as a student equipment manager while an undergraduate student. Schoenfeld and his wife, Gina have three daughters, Celia, Gemma and Sylvie and a son, Cal.



JOHN  
**JASTREMSKI**



SUPER BOWLS:  
01 03 04 14

**EQUIPMENT ASSISTANT**

John Jastremski is in his 14th season as a full-time equipment assistant and his 20th season associated with the Patriots. He began working for the team part-time as a ball boy in 1994 and was hired onto former equipment manager Don Brocher's staff in August 2001.

Jastremski is a graduate of Bryant College in Smithfield, R.I., where he earned a degree in computer information systems in 2001. The Hopedale, Mass., native was born on April 4, 1979, and graduated from Hopedale Jr./Sr. High School in 1997.



BRENDEN  
**MURPHY**



SUPER BOWLS:  
14

**EQUIPMENT ASSISTANT**

Brenden Murphy is in his second season as a full-time equipment assistant and his seventh season associated with the Patriots. He began working with the team as a ball boy during training camp and on game days in 2008.

The Falmouth, Mass., native was born on Dec. 12, 1993, and graduated from Falmouth High School in 2012.



ZACH  
**STRUCK**



SUPER BOWLS:  
14

**EQUIPMENT ASSISTANT**

Zach Struck is in his third season with the Patriots. Prior to joining the Patriots equipment staff, Struck completed internships with the Dallas Cowboys, Seattle Seahawks, Jacksonville Jaguars and Cleveland Browns.

Struck graduated from the University of Texas in

Austin in 2008 with a degree in sport management. During his time at Texas, he was a student manager for the football team that won the 2005 BCS National Championship. Struck currently resides in Raynham, Mass.





JIMMY  
DEE



SUPER BOWLS:  
01 03 04 14

VIDEO DIRECTOR

Jimmy Dee is in his 21st season with the Patriots and the 18th as the team's video director. He was appointed to his current position on April 28, 1997. He oversees all video operations for the Patriots, which includes filming, dubbing and editing all game and practice footage. Dee has overseen the transition from non-linear video to digital video and is responsible for keeping the team up-

to-date in the ever-changing world of digital coaching video. His department is responsible for maintaining the digital network of coaching video used by coaches, players and scouts. He originally joined the Patriots on March 31, 1994, as the assistant video director. Jimmy and his wife, Karen, have two sons, James and Jonathan. The family resides in New Bedford, Mass.



FERNANDO  
NETO



SUPER BOWLS:  
01 03 04 14

ASST. VIDEO DIRECTOR

Fernando Neto is in his 18th year as the Patriots assistant video director under Jimmy Dee. His primary responsibilities include compiling and editing all game and practice tapes for coaches' analysis, cataloging NFL

game tapes and producing "cut-ups." In addition, he helps maintain the team's state-of-the-art digital video system used by the coaching staff, scouts and players.



JARED  
RITA



SUPER BOWLS:  
14

V I D E O   A S S I S T A N T

After interning in 2007 and part of the 2008 season, Jared Rita was hired to a full-time position in 2009 as a video assistant for the Patriots. His main responsibilities include assisting in editing game and practice tapes

for use by the coaches, scouts and players. A resident of Dartmouth, Mass., Rita graduated from the New England Institute of Technology in Warwick, R.I., in 2009, where he received his bachelor's degree in digital recording arts.



TEDDY  
CIOPER



SUPER BOWLS:  
14

V I D E O   A S S I S T A N T

Teddy Cioper has been with the Patriots since the 2010 season. His main responsibilities include filming and editing practice and helping with the

scouting department with all NCAA film. A resident of New Bedford, Mass., Cioper graduated from Emerson College in 2008 where he received his Bachelor of Arts degree in TV/Video.

# 2014 PLAYERS





# DANNY AIKEN



# 48

HT: 6-4 WT: 255  
Born: 8/28/1988 Exp. (NFL/Patriots): 4/4  
GP/GS (Playoffs): 63/0 (10/0) Acq: FA-14  
College: Virginia Hometown: Roanoke, Va.  
SUPER BOWLS: 14

LONG SNAPPER

## CAREER TRANSACTIONS

Danny Aiken was signed by the New England Patriots as a free agent on Sept. 4, 2014 ... Originally signed by Buffalo as a rookie free agent (7/28/11) ... Released by Buffalo (9/3/11) ... Claimed off waivers and awarded to the New England Patriots from Buffalo (9/4/11) ... Released by New England (8/30/14).

## SEASONAL REVIEWS

### 2014 (15/0, 3/0)

- ★ Handled long snapping duties in the AFC Divisional win vs. Baltimore (1/10/15), the AFC Championship win vs. Indianapolis (1/18/15) and the Super Bowl XLIX win vs. Seattle (2/1/15).
- ★ Handled long snapping duties vs. Miami (12/14), at N.Y. Jets (12/21) and vs. Buffalo (12/28).
- ★ Returned from injury to handle long snapping duties in the win at San Diego (12/7).
- ★ Inactive at Green Bay (11/30) due to injury.
- ★ Handled long snapping duties in the first 11 regular-season games.

### 2013 (16/0, 2/0)

- ★ Played in all 16 regular-season games, snapping on all punts, field goals and extra points.
- ★ Served as the long snapper in both postseason contests.
- ★ Made a season-high two special teams tackles at N.Y. Jets (10/20).

### 2012 (16/0, 2/0)

- ★ Played in all 16 regular-season games, snapping on all punts, field goals and extra points.

- ★ Served as the long snapper in both postseason contests.
- ★ Forced a fumble on a punt vs. Indianapolis (11/18) that was recovered by the Colts.

### 2011 (16/0, 3/0)

- ★ Originally signed with Buffalo as a rookie free agent and was claimed off waivers by New England prior to the start of the season.
- ★ Played in all 16 regular-season games, snapping on all punts, field goals and extra points and made six special teams tackles.
- ★ Served as the long snapper in three postseason games, including Super Bowl XLVI vs. N.Y. Giants.
- ★ Made his NFL debut at Miami (9/12).
- ★ Tallied a career-high three special teams tackles vs. Kansas City (11/21) on Monday Night Football.

## COLLEGE

- ★ Played in all 49 of Virginia's games during his career on special teams as the long snapper on punts and field goals.
- ★ Recorded 12 special teams tackles and recovered two fumbles.

## PERSONAL

- ★ Born Aug. 28, 1988.
- ★ Versatile player who saw action all over the field in high school.
- ★ Played quarterback at Cave Spring High School in Roanoke, Va.
- ★ Guided his team to a 10-2 record as a senior.
- ★ Spent a post grad year at Fork Union Military Academy in 2006 where he played tight end and long snapper.





# RYAN ALLEN



# 6

HT: 6-2 WT: 215  
 Born: 2/28/1990 Exp. (NFL/Patriots): 2/2  
 GP/GS (Playoffs): 32/0 (5/0) Acq: FA-13  
 College: Louisiana Tech Hometown: Salem, Ore.  
 SUPER BOWLS:

## PUNTER

14

### CAREER TRANSACTIONS

Ryan Allen was signed by the New England Patriots as a rookie free agent on May 3, 2013.

### SEASONAL REVIEWS

#### 2014 (16/0, 3/0)

- ★ Punted four times for 196 yards (49.0 avg.) with one downed inside the 20-yard line in the Super Bowl XLIX win vs. Seattle (2/1/15). Set a Super Bowl record with a 64-yard punt in the third quarter.

- ★ Punted three times for 108 yards (36.0 avg.) with one downed inside the 20-yard line and a long of 46 in the AFC Championship win vs. Indianapolis (1/18/15).

- ★ Punted five times for 189 yards (37.8 avg.) with one downed inside the 20-yard line and a long of 49 in the AFC Divisional win vs. Baltimore (1/10/15).

- ★ Finished the season with 66 punts for 3,060 yards, and his average of 46.4 yards per punt ranks second in team history. His two seasons have now produced two of the top three punting averages in Patriots history.

- ★ Punted four times for 174 yards (43.5 avg.) with one downed inside the 20-yard line and a long of 51 vs. Buffalo (12/28).

- ★ Punted five times for 263 yards (52.6 avg.) with two downed inside the 20-yard line and a long of 58 in the win at N.Y. Jets (12/21).

- ★ Had three punts for 144 yards (48.0 avg.) with two downed inside the 20-yard line and a long of 60 in the win vs. Miami (12/14).

- ★ Earned AFC Special Teams Player of the Week honors after punting five times for 247 yards (49.4 avg.) with four downed inside the 13-yard line and a long of 60 in the win at San Diego (12/7).

- ★ Punted four times for 148 yards (37.0 avg.) with two downed inside the 20-yard line at Green Bay (11/30).

- ★ Had five punts for 238 yards (47.6 avg.) with one downed inside the 20-yard line in the win vs. Detroit (11/23). With the Patriots down 3-0 in the first quarter, he booted a 66-yarder after handling a low snap to flip field position from the Patriots 14-yard line to the Lions 21-yard line.

- ★ Had five punts for 223 yards (44.6 avg.) with one downed inside the 20-yard line and a career-long of 67 in the win vs. Denver (11/2).

- ★ Punted five times for 232 yards (46.4 avg.) with two downed inside the 20-yard line and a long of 55 in the win vs. N.Y. Jets (10/16).

- ★ Had four punts for 186 yards (46.5 avg.) with a long of 54 at Buffalo (10/12).

### ALLEN SETS TEAM ROOKIE RECORD

Allen set a Patriots rookie record in 2013 with a 39.9 net average yards per punt.

### EXTRA POINTS

- ★ Allen initially enrolled at Oregon State and competed for a spot as the team's punter with current St. Louis Rams punter Johnny Hekker, a competition that Hekker won. Initially discouraged, Allen believes that bump in the road helped him become a better punter and eventually win a job in the NFL.

"They [Oregon State] ended up choosing him [Johnny Hekker] at the end of the day. I took it rough and kind of hung my head. So he got the scholarship and as I got better, I thought I could definitely go play somewhere else. That's how I made the decision to transfer once that time came."

Allen transferred to Louisiana Tech and went on to become the best punter in the NCAA.

- ★ Named the Ray Guy Award winner, given to nation's top collegiate punter, in 2011 and 2012 to become the first player to claim the award in back-to-back seasons.

- ★ Had three punts for 121 yards (40.3 avg.) with a long of 46 vs. Cincinnati (10/5).

- ★ Punted six times for a season-high 293 yards (48.8 avg.) with two downed inside the 20-yard line and a long of 59 at Kansas City (9/29).

- ★ Punted five times for 240 yards (48.0 avg.), with two downed inside the 20-yard line and a long of 58 vs. Oakland (9/21).

- ★ Punted five times for 211 yards (42.2 avg.), with four downed inside the 20-yard line and a long of 59 at Minnesota (9/14).

- ★ Played in the season opener at Miami (9/7), punting five times for 241 yards (48.2 avg.), with two downed inside the 20-yard line and a long of 63. Also had a first quarter punt blocked deep in the Patriots' own territory which led to Miami's first touchdown.

- ★ Also utilized as holder on extra points and field goals.

#### 2013 (16/0, 2/0)

- ★ Played in all 16 regular-season contests and finished the season with 76 punts for 3,491 yards (45.9 avg., 39.9 net avg.), with 12 touchbacks, 29 downed inside the 20-yard line and a season long of 65.

- ★ Appeared in both postseason games and punted four times for 202 yards (50.5 avg., 50.8 net avg.), with no touchbacks, three downed inside the 20-yard line and a long of 60.

- ★ Set a Patriots rookie record with a 39.9 net average.

- ★ Also utilized as holder on extra points and field goals.

PLAYERS

- ★ Played in his first NFL game at Buffalo (9/8) and punted six times for 236 yards (39.3 avg), pinning three inside the Bills 20-yard line.
- ★ Tied team records with 11 punts for 514 yards vs. N.Y. Jets (9/12), including four inside the Jets 20-yard line.
- ★ Became the Patriots all-time leader in punt average (minimum 50 punts) at Carolina (11/18) with one boot that pinned the Panthers inside their own 20-yard line.
- ★ Punted six times for 267 yards vs. Denver (11/24), including a high-arching punt in overtime that was muffed by the Broncos, recovered by the Patriots and led to the game-winning field goal in overtime.
- ★ Punted once for 55 yards in the Divisional Playoff vs. Indianapolis (1/14); left in the second quarter with a shoulder injury and did not return. Was replaced by Stephen Gostkowski.
- ★ Returned for the AFC Championship at Denver (1/19) and punted three times for a 49.0 average, landing all three inside the Broncos' 20-yard line.

### COLLEGE

- ★ Began his career at Oregon State in 2008 and 2009 where he redshirted in 2008 and did not see any action in 2009.
- ★ Transferred to Louisiana Tech and began playing in 2010.
- ★ Named the Ray Guy Award winner in 2011 and 2012 to become the first player to claim the award in back-to-back seasons.
- ★ Was a unanimous First Team All-American in 2012.
- ★ Finished his career averaging a school record 48.0 yards per punt with 20 punts inside the 20 and 21 punts over 50 yards.
- ★ Was named All-America by several publications in 2011, including receiving second team honors by the Walter Camp Football Foundation.
- ★ Also received first team All-WAC and All-Louisiana honors.

### PERSONAL

- ★ Born Feb. 28, 1990, in Salem, Ore.
- ★ Majored in business at Louisiana Tech.
- ★ Only played two years of football in high school, earning both letters as a punter and kicker at West Salem High School.

### HONORS & AWARDS

2014

AFC Special Teams Player of the Week (Week 14)


## RYAN ALLEN

Pos: P Ht: 6-2 Wt: 215 Year: 2nd Acq: FA-13 College: Louisiana Tech Born: 2/28/90

REGULAR SEASON		PUNTING								
Year	Team	G	No	Yds	Avg	Net	TB	In20	Lg	Blk
2013	Patriots	16	76	3,491	45.9	39.9	12	29	65	0
2014	Patriots	16	66	3,060	46.4	39.9	6	25	67	1
<b>Totals - 2 Years</b>		<b>32</b>	<b>142</b>	<b>6,551</b>	<b>46.1</b>	<b>39.9</b>	<b>18</b>	<b>54</b>	<b>67</b>	<b>1</b>
Additional Statistics: 2013 Special Teams Tackles - (1)										
POSTSEASON		PUNTING								
Year	Team	G	No	Yds	Avg	Net	TB	In20	Lg	Blk
2013	Patriots	2	4	202	50.5	50.8	0	3	60	0
2014	Patriots	3	12	493	41.1	36.0	1	3	64	0
<b>Totals - 2 Years</b>		<b>5</b>	<b>16</b>	<b>695</b>	<b>43.4</b>	<b>39.7</b>	<b>1</b>	<b>6</b>	<b>64</b>	<b>0</b>

### ALLEN'S CAREER GAME-BY-GAME

2013	Opponent	No.	Yds	Avg	Net	TB	In20	Lg	B
09/08	at Buffalo	6	236	39.3	36.0	1	3	65	0
09/12	N.Y. Jets	11	514	46.7	42.5	2	4	60	0
09/22	Tampa Bay	3	128	42.7	38.7	0	1	47	0
09/29	at Atlanta	2	110	55.0	42.0	1	0	56	0
10/06	at Cincinnati	8	353	44.1	42.0	0	5	53	0
10/13	New Orleans	4	210	52.5	47.5	0	1	56	0
10/20	at N.Y. Jets	8	404	50.5	37.5	3	1	62	0
10/27	Miami	5	217	43.4	37.8	0	1	51	0
11/03	Pittsburgh	2	101	50.5	28.5	1	0	54	0
11/18	at Carolina	1	34	34.0	34.0	0	1	34	0
11/24	Denver	6	267	44.5	39.0	1	2	52	0
12/01	at Houston	3	132	44.0	35.3	1	1	51	0
12/08	Cleveland	5	200	40.0	40.2	0	3	53	0
12/15	at Miami	3	146	48.7	45.7	0	1	57	0
12/22	at Baltimore	7	334	47.7	39.7	1	4	60	0
12/29	Buffalo	2	105	52.5	42.5	1	1	53	0
<b>2013 Totals</b>		<b>76</b>	<b>3,491</b>	<b>45.9</b>	<b>39.9</b>	<b>12</b>	<b>29</b>	<b>65</b>	<b>0</b>
01/11	Indianapolis	1	55	55.0	56.0	0	0	55	0
01/19	at Denver	3	147	49.0	49.0	0	3	60	0
<b>2013 Postseason</b>		<b>4</b>	<b>202</b>	<b>50.5</b>	<b>50.8</b>	<b>0</b>	<b>3</b>	<b>60</b>	<b>0</b>



# DANNY AMENDOLA



# 80

HT: 5-11 WT: 195

Born: 11/2/1985 Exp. (NFL/Patriots): 6/2

GP/GS (Playoffs): 70/27 (5/2) Acq: UFA (STL)-13

College: Texas Tech Hometown: The Woodlands, Texas

SUPER BOWLS:

## W I D E R E C E I V E R



**PRONOUNCED** am-men-DOLE-uh

### CAREER TRANSACTIONS

Danny Amendola was signed by the New England Patriots as an unrestricted free agent from St. Louis on March 14, 2013 ... Originally signed by Dallas as a rookie free agent (4/28/08) ... Released by Dallas (8/31/08) ... Signed by Dallas to the practice squad (9/3/08) ... Signed by Philadelphia to the practice squad (1/7/09) ... Released by Philadelphia (9/5/09) ... Signed by Philadelphia to the practice squad (9/6/09) ... Signed by St. Louis to the 53-man roster from the Philadelphia practice squad (9/22/09).

### CAREER HIGHLIGHTS

- ★ Tied an NFL record with 12 first half receptions vs. Washington (9/17/12) and tied the Rams single game receptions franchise record (15).
- ★ Led the NFL in all-purpose yards (2,364) and finished third in the league with 29 receptions on third down in 2010.
- ★ Led the NFL in 2009 in kickoff returns (66), kickoff return yards (1,618) and total return yards (1,978), setting St. Louis franchise records in all three categories.

### SEASONAL REVIEWS

#### 2014 (16/4, 3/1)

- ★ Posted five receptions for 48 yards and one touchdown, and added two kickoff returns for 44 yards in the Super Bowl XLIX win vs. Seattle (2/1/15).
- ★ Caught one pass for eight yards, rushed once for a two-yard loss, fair caught two punts and returned two kickoffs for 44 yards in the AFC Championship win vs. Indianapolis (1/18/15).
- ★ Started at wide receiver in the AFC Divisional win vs. Baltimore (1/10/15), finishing with five catches for a season-high 81 receiving yards and two touchdowns. It marked his first career game (regular and postseason) with two receiving touchdowns, and his 15-yard touchdown reception from Tom Brady in the second quarter was his first career postseason touchdown. He added his second touchdown on a 51-yard reception from Julian Edelman in the third quarter. Also returned five kickoffs for 125 yards.
- ★ Started at wide receiver and caught four passes for 24 yards and returned three punts for 28 yards vs. Buffalo (12/28).
- ★ Started at wide receiver and led the team with a season-high eight catches for 63 yards in the win at N.Y. Jets (12/21). Also returned three punts for 63 yards (season-long 39-yarder) and five kickoffs for 91 yards.
- ★ Returned two kickoffs for 43 yards and recorded an 11-yard reception and a season-long 13-yard punt return in the win vs. Miami (12/14).

### AMENDOLA'S SINGLE GAME CAREER HIGHS

Single-Game Highs:	
Receptions	15 vs. Washington (9/16/12)
Yards	160 vs. Washington (9/16/12)
Longest Reception	57 vs. Pittsburgh (11/13/13)
Receiving TDs	1 10 Times. Most Recent: vs. N.Y. Jets (10/16/14)
Rushing Attempts	3 at Denver (11/28/10)
Rushing Yards	48 at Denver (11/28/10)
Longest Rush	30 at Denver (11/28/10)
Kickoff Returns	9 at Tennessee (12/13/09)
Kickoff Return Long	84 vs. San Francisco (12/26/10)
Punt Returns	5 vs. San Francisco (1/3/10) 5 at Chicago (12/6/09)
Punt Return Yards	82 at Arizona (12/5/10)
Punt Return Long	56 vs. San Francisco (1/3/10)
Return Yards	217 at Tennessee (12/13/09)

- ★ Caught three passes for seven yards, returned two kickoffs for 43 yards and handled three punts as the up-returner in the win at San Diego (12/7).
- ★ Returned four kickoffs for 76 yards and one punt for three yards at Green Bay (11/30).
- ★ Returned a kickoff 81 yards in the second quarter of the win vs. Detroit (11/23), leading to a Patriots touchdown. The kickoff return was the second-longest of his career and the longest by a Patriots player this season. Also returned three punts for nine yards.
- ★ Caught two passes for 13 yards, returned three punts for six yards and returned one kickoff for 21 yards in the win at Indianapolis (11/16).
- ★ Caught two passes for 35 yards and returned one kickoff for 22 yards in the win vs. Denver (11/2).
- ★ Utilized as a punt returner for the first time in 2014, finishing with 15 yards on two returns in the win vs. Chicago (10/26). Also caught two passes for five yards.
- ★ Recorded the game-winning score on a 19-yard touchdown reception in the fourth quarter of the win vs. N.Y. Jets (10/16), his first touchdown of the season and third as a Patriot. Also returned his first kickoff as a Patriot for 27 yards in the first quarter, finishing with four returns for 105 yards.
- ★ Caught one pass for seven yards in the win vs. Cincinnati (10/5).
- ★ Made his first start of the season at Kansas City (9/29).
- ★ Failed to record a catch in the win at Minnesota (9/14), ending his streak at 48 straight regular season games with at least one reception, dating back to Nov. 22, 2009 vs. Arizona.
- ★ Recorded three receptions for 16 yards in the season opener at Miami (9/7).

PLAYERS

**2013 (12/6, 2/0)**

★ Played 12 regular-season games with six starts and caught 54 passes for 633 yards and two touchdowns. Also rushed once for 1 yard and returned one punt for 13 yards.

★ Appeared in both postseason contests including one start in the AFC Championship at Denver (1/19), and caught three passes for 77 yards.

★ Posted two 10-reception games and three 100-yard receiving performances:

- Week 1 at Buffalo (10 receptions, 104 yards)
- Week 9 vs. Pittsburgh (122 yards)
- Week 15 at Miami (10, receptions, 131 yards)

★ Started his first game as a Patriot at Buffalo (9/8) and caught 10 passes for 104 yards. Seven of Amendola's receptions were third-down conversions.

★ Was inactive vs. N.Y. Jets (9/12), vs. Tampa Bay (9/22), at Atlanta (9/29) and at N.Y. Jets (10/20) due to injury.

★ Returned after missing three games due to injury at Cincinnati (10/6) and caught four passes for 55 yards.

★ Caught four passes for 122 yards vs. Pittsburgh (11/3) and his first touchdown as a Patriot. His 57-yard catch and run in the second quarter was a career-long reception.

★ Caught four passes for 36 yards and the game-winning touchdown vs. Cleveland (12/8) with :31 left as part of a dramatic Patriots comeback win. New England scored two touchdowns in the final 61 seconds to overcome a 12-point deficit for the victory.

★ Matched a season-high in receptions (10) and set a season high in receiving yards (131) at Miami (12/15).

**2012 (11/8 – St. Louis)**

★ Played in 11 games with eight starts and led the team in receptions, finishing with 63 catches for 666 yards and three touchdowns.

★ Returned 17 punts for 122 yards and returned two kicks for 16 yards.

★ Missed five games due to injury.

★ Recorded career-highs with 15 catches for 160 yards and one touchdown vs. Washington (9/17), tying the franchise single-game receptions record and tying an NFL record with 12 first half receptions (Reggie Wayne).

★ Registered six catches for 55 yards and a touchdown vs. Seattle (9/30), including a touchdown catch on a pass from punter Johnny Hekker on a fake field goal play.

★ Posted his second 10-catch, 100-yard receiving game at San Francisco (11/11) with 11 catches for 102 yards, with eight of the catches going for first downs.

★ Scored his third touchdown of the season vs. Minnesota (12/16).

**2011 (1/1 – St. Louis)**

★ Played and started in one game, posting five receptions for 45 yards in the season opener vs. Philadelphia (9/11) before suffering an elbow injury in the fourth quarter and eventually being placed on injured reserve (10/10).

**2010 (16/6 – St. Louis)**

★ Played in all 16 games, starting six and led the team with 85 receptions for 689 yards and three touchdowns.

**MOST RECEPTIONS IN 1ST HALF/NFL HISTORY**

PLAYER	OPPONENT	DATE	REC.	YDS.	TD
Danny Amendola	vs. Washington	9/16/12	12	133	1
Reggie Wayne	vs. Tennessee	12/30/07	12	87	0
Tim Brown	vs. Jacksonville	12/21/97	11	131	0
Dallas Clark	vs. Houston	11/8/09	11	86	0
Terry Glenn	at Cleveland	10/3/99	11	145	0

★ Returned 40 punts for 452 yards for an 11.3-yard average and returned 50 kickoffs for 1,142 yards.

★ Led the NFL in all-purpose yards (2,364) and finished third in the league with 29 receptions on third down.

★ Recorded a then career-high 12 receptions for 95 yards at Detroit (10/10).

★ Scored touchdowns in three straight games: at Tampa Bay (10/24), vs. Carolina (10/31) and at San Francisco (11/14).

★ Accumulated 89 yards from scrimmage, with four catches for 41 yards and three rushes for 48 yards, including a career-high 30-yard run at Denver (11/28).

★ Set a career-high with an 84-yard kickoff return vs. San Francisco (12/26) that led to a Rams field goal.

**2009 (14/2 – St. Louis)**

★ Went to training camp with Philadelphia and began the season on the Eagles' practice squad before being signed by St. Louis from the Philadelphia practice squad on Sept. 22.

★ Played in 14 games with two starts and led the NFL in kickoff returns (66), kickoff return yards (1,618) and total return yards (1,978), setting franchise records in all three categories.

★ Finished the season with 43 receptions for 326 yards and one touchdown, returned 31 punts for 360 yards and returned 66 kicks for 1,618 yards.

★ Posted five kickoff returns of at least 40 yards.

★ Recorded a season-high 61 yards on four receptions vs. Arizona (11/22).

★ Tallied a season-high seven receptions for 55 yards vs. Seattle (11/29).

★ Scored his first career touchdown vs. Houston (12/20).

★ Recorded a career-long 56-yard punt return vs. San Francisco (1/3).

**2008 (0/0 – Dallas/Philadelphia)**

★ Spent the entire regular season on the Dallas practice squad after joining the team as a rookie free agent before being signed to the Philadelphia practice squad (1/7) for the postseason.

**COLLEGE**

★ Posted 198 career catches at Texas Tech, the fifth-most in school history.

★ Named to the All-Big 12 second-team after registering 103 catches for 1,177 yards and five touchdowns as a senior in 2007.

★ Earned Big 12 honorable mention honors as a junior, with a 9.2-yard punt return average and 487 receiving yards.

★ Recorded 24 catches for 395 yards and three touchdowns as a sophomore.



★ Posted the highest punt return average for a Texas Tech freshman (29 returns for 371 yards, 12.8 average) since 1985 and was the only true freshman to play for Texas Tech in 2004.

**PERSONAL**

- ★ Named first-team all-state as a senior after finishing with 60 catches for 864 yards and nine touchdowns; also played safety at The Woodlands High School (Texas).
- ★ Earned all-state honors in baseball as a second baseman.
- ★ Brother, Matt, played safety at Baylor.

<b>DANNY AMENDOLA</b>																									
Pos: WR Ht: 5-11 Wt: 195 lbs Year: 6th Acq: UFA (STL)-13 College: Texas Tech Born: 11/2/85																									
REGULAR SEASON			RECEIVING				RUSHING				KICK RETURNS				PUNT RETURNS										
Year	Team	G/S	No	Yds	Avg	Lg	TD	No	Yds	Avg	Lg	TD	No	Yds	Avg	Lg	TD	No	FC	Yds	Avg	Lg	TD		
2008	Cowboys							Practice Squad																	
2008	Eagles							Practice Squad																	
2009	Rams	14/2	43	326	7.6	25	1	3	-2	-0.7	8	0	66	1618	24.5	58	0	31	11	360	11.6	56	0		
2010	Rams	16/6	85	689	8.1	36	3	7	81	11.6	30	0	50	1142	22.8	84	0	40	18	452	11.3	42	0		
2011	Rams	1/1	5	45	9.0	18	0	0	0	0.0	0	0	0	0	0.0	0	0	1	0	0	0.0	0	0		
2012	Rams	11/8	63	666	10.6	56	3	2	8	4.0	6	0	2	16	8.0	12	0	17	10	122	7.2	22	0		
2013	Patriots	12/6	54	633	11.7	57	2	1	1	1.0	1	0	0	0	0.0	0	0	1	0	13	13.0	13	0		
2014	Patriots	16/4	27	200	7.4	21	1	0	0	0.0	0	0	20	482	24.1	81	0	16	5	132	8.3	39	0		
<b>Totals - 6 Years</b>		<b>70/27</b>	<b>277</b>	<b>2,524</b>	<b>9.1</b>	<b>57</b>	<b>10</b>	<b>13</b>	<b>88</b>	<b>6.8</b>	<b>30</b>	<b>0</b>	<b>138</b>	<b>3,258</b>	<b>23.6</b>	<b>84</b>	<b>0</b>	<b>106</b>	<b>44</b>	<b>1,079</b>	<b>10.2</b>	<b>56</b>	<b>0</b>		
POSTSEASON			RECEIVING				RUSHING				KICK RETURNS				PUNT RETURNS										
Year	Team	G/S	No	Yds	Avg	Lg	TD	No	Yds	Avg	Lg	TD	No	Yds	Avg	Lg	TD	No	FC	Yds	Avg	Lg	TD		
2013	Patriots	2/1	3	77	25.7	53	0	0	0	0.0	0	0	0	0	0.0	0	0	0	0	0	0.0	0	0		
2014	Patriots	3/1	11	137	12.5	51	3	1	-2	-2.0	-2	0	9	213	23.7	30	0	0	2	0	0.0	0	0		
<b>Totals - 2 Years</b>		<b>5/2</b>	<b>14</b>	<b>214</b>	<b>15.3</b>	<b>53</b>	<b>3</b>	<b>1</b>	<b>-2</b>	<b>-2.0</b>	<b>-2</b>	<b>0</b>	<b>9</b>	<b>213</b>	<b>23.7</b>	<b>30</b>	<b>0</b>	<b>0</b>	<b>2</b>	<b>0</b>	<b>0.0</b>	<b>0</b>	<b>0</b>		

<b>AMENDOLA'S CAREER GAME-BY-GAME</b>																							
		Receiving					Rushing					Kick Returns					Punt Returns						
2009	Opponent	P/S	No	Yds	Avg	Lg	TD	No	Yds	Avg	Lg	TD	No	Yds	Avg	Lg	TD	No	FC	Yds	Avg	Lg	TD
09/13	at Seattle																						
09/20	at Washington		Signed by St. Louis 9/22																				
09/27	Green Bay	p	-	-	-	-	-	-	-	-	-	-	8	187	23.4	42	0	2	1	23	11.5	14	0
10/04	at San Francisco	p	1	8	8.0	8	0	-	-	-	-	-	4	82	20.5	27	0	2	2	9	4.5	6	0
10/11	Minnesota	p	5	43	8.6	14	0	-	-	-	-	-	6	135	22.5	30	0	1	1	6	6.0	6	0
10/18	at Jacksonville	p	3	25	8.3	13	0	-	-	-	-	-	4	125	31.3	58	0	1	1	11	11.0	11	0
10/25	Indianapolis	p	5	39	7.8	14	0	-	-	-	-	-	7	176	25.1	38	0	2	2	16	8.0	10	0
11/01	at Detroit	p	1	13	13.0	13	0	1	0	0.0	0	0	2	40	20.0	23	0	3	1	28	9.3	12	0
11/15	New Orleans	p	-	-	-	-	-	-	-	-	-	-	3	64	21.3	30	0	1	0	10	10.0	10	0
11/22	Arizona	p	4	61	15.3	25	0	-	-	-	-	-	3	91	30.3	40	0	2	0	19	9.5	12	0
11/29	Seattle	S	7	55	7.9	11	0	-	-	-	-	-	2	51	25.5	29	0	2	0	8	4.0	8	0
12/06	at Chicago	p	1	0	0.0	0	0	1	8	8.0	8	0	4	108	27.0	43	0	5	0	60	12.0	30	0
12/13	at Tennessee	p	5	19	3.8	8	0	1	-10	-10.0	-10	0	9	217	24.1	30	0	1	0	6	6.0	6	0
12/20	Houston	p	2	7	3.5	5	1	-	-	-	-	-	5	159	31.8	55	0	1	0	12	12.0	12	0
12/27	at Arizona	p	6	38	6.3	12	0	-	-	-	-	-	4	72	18.0	25	0	3	2	79	26.3	34	0
01/03	San Francisco	S	3	18	6.0	9	0	-	-	-	-	-	5	111	22.2	24	0	5	1	73	14.6	56	0
<b>2009 Totals</b>		<b>14/2</b>	<b>43</b>	<b>326</b>	<b>7.6</b>	<b>25</b>	<b>1</b>	<b>3</b>	<b>-2</b>	<b>-0.7</b>	<b>8</b>	<b>0</b>	<b>66</b>	<b>1,618</b>	<b>24.5</b>	<b>58</b>	<b>0</b>	<b>31</b>	<b>11</b>	<b>360</b>	<b>11.9</b>	<b>56</b>	<b>0</b>







# KYLE ARRINGTON



# 25

HT: 5-10 WT: 190  
Born: 8/12/1986 Exp. (NFL/Patriots): 6/6  
GP/GS (Playoffs): 87/56 (12/8) Acq: FA-09  
College: Hofstra Hometown: Accokeek, Md.  
SUPER BOWLS: 14

## C O R N E R B A C K

### CAREER TRANSACTIONS

Kyle Arrington was re-signed by the New England Patriots as an unrestricted free agent on March 16, 2013 ... Originally signed by Philadelphia as a rookie free agent (4/28/08) ... Released by Philadelphia (8/30/08) ... Signed by Philadelphia to the practice squad (9/3/08) ... Released by Philadelphia from the practice squad (9/9/08) ... Signed by Tampa Bay to the practice squad (9/17/08) ... Released by Tampa Bay (9/5/09) ... Signed by Tampa Bay to the practice squad on (9/6/09) ... Signed by Tampa Bay to the 53-man roster from the practice squad (9/10/09) ... Released by Tampa Bay (9/14/09) ... Signed by New England to the practice squad (9/21/09) ... Signed by New England to 53-man roster from the practice squad (11/8/09).

### CAREER HIGHLIGHTS

- ★ Tied Charles Woodson (Green Bay) and Eric Weddle (San Diego) for the NFL lead for most interceptions in 2011 with seven.
- ★ Scored two touchdowns in 2014 - one on a fumble return vs. Cincinnati (10/5) and the other on a blocked field goal return vs. Miami (12/14).
- ★ Scored two touchdowns in 2010 - one on a blocked field goal at Miami (10/4) and the other on his first career interception vs. Green Bay (12/19).

### SEASONAL REVIEWS

#### 2014 (14/4, 3/3)

- ★ Started at defensive back in the Super Bowl XLIX win vs. Seattle (2/1/15), finishing with two defensive tackles and one special teams stop.
- ★ Started at defensive back in the AFC Championship win vs. Indianapolis (1/18/15).

### ARRINGTON RETURNED FIRST PICK FOR TD

Arrington returned his first NFL interception 36 yards for a touchdown vs. Green Bay on Dec. 19, 2013. Arrington joined a lengthy list of Patriots who returned their first career interceptions for a touchdown.

#### Patriots Players to Return First Career INT for a TD

Season	Player	INT TD Yds
2013	Logan Ryan	79
2010	Kyle Arrington	36
2010	Gary Guyton	59
2005	James Sanders	39
2003	Asante Samuel	55
1999	Andy Katzenmoyer	59
1996	Willie McGinest	46
1992	Chris Singleton	82
1967	John Charles	35
1963	Jim Hunt	78
1961	Don Webb	27

### EXTRA POINTS

- ★ Earned a black belt in Tae Kwan Do while he was in middle school.
- ★ Performed in school plays during high school and would like to be an actor following his football career.
- ★ Became the first player in Patriots history to don three different jersey numbers. Arrington wore #27 in 2009 then switched to #24 in 2010 and now wears #25. He gave up #24 for teammate Adrian Wilson in the 2013 offseason.
- ★ Started at defensive back in the AFC Divisional win vs. Baltimore (1/10/15), finishing with six tackles and one special teams stop.
- ★ Active but did not play vs. Buffalo (12/28).
- ★ Inactive at N.Y. Jets (12/21) due to injury.
- ★ Scored his fourth career touchdown and his second touchdown of the season on a 62-yard blocked field goal return in the first quarter of the win vs. Miami (12/14).
- ★ Started at cornerback and posted three tackles in the win at San Diego (12/7).
- ★ Posted five defensive tackles, one pass defended and one special teams tackle at Green Bay (11/30).
- ★ Started at cornerback and posted four tackles and one special teams stop in the win vs. Detroit (11/23).
- ★ Started at cornerback and posted three tackles, one pass defended and one special teams stop in the win at Indianapolis (11/16). Was primarily matched up on T.Y. Hilton, who was limited to just three catches for 24 yards.
- ★ Made his first start of the season at defensive back, primarily working in the slot against Wes Welker in the win vs. Denver (11/2). Posted two tackles and a pass defended, almost intercepting a Peyton Manning pass in the second quarter.
- ★ Played primarily on special teams in the wins vs. N.Y. Jets (10/16) and vs. Chicago (10/26).
- ★ Played as part of the nickel package at Buffalo (10/12), finishing with three tackles and one special teams stop.
- ★ Played on special teams and as part of the nickel package in the win vs. Cincinnati (10/5), finishing with six defensive tackles and one special teams stop. He returned a fumble forced by Brandon Bolden on a third quarter kickoff nine yards for a touchdown, the third of his career. Also forced Dane Sanzenbacher to fumble following a fourth quarter reception, and Duron Harmon recovered the loose ball to give the Patriots possession and set up a field goal drive that made the score 43-17.
- ★ Played as part of the nickel package at Kansas City (9/29), finishing with two tackles.

PLAYERS

## 2011 NFL LEADER

Kyle Arrington, who had just two interceptions during his entire college career at Hofstra, tied for the NFL lead with a career-high seven interceptions in 2011. Arrington had two games in 2011 with two picks: at Buffalo on Sept. 25 and vs. Kansas City on Nov. 21.

### 2011 NFL INTERCEPTION LEADERS

Player	Team	Int	Yds	Avg	Lg	TD
<b>Kyle Arrington</b>	NE	7	92	13.1	28	0
Eric Weddle	SD	7	89	12.7	26	0
Charles Woodson	GB	7	63	9.0	30t	1

- ★ Played as part of the nickel package vs Oakland (9/21), recording one pass defended by swatting away a Derek Carr pass intended for Denarius Moore on third-and-five to end the Raiders' first possession of the game.
- ★ Played as part of the nickel package at Minnesota (9/14) and recorded a sack and forced fumble of Matt Cassel in the fourth quarter that was recovered by the Vikings.
- ★ Played in the season opener at Miami (9/7) as part of the nickel package, recording one solo tackle and one special teams tackle.

### 2013 (16/12, 2/1)

- ★ Played all 16 regular-season games and made 12 starts, posted 60 tackles, two sacks, one interception, 13 passes defended, two forced fumbles and four special teams tackles. Twelve starts included cornerback and in nickel situations.
- ★ Appeared in both playoff contests with one start and compiled eight tackles.
- ★ Started as a defensive back in the nickel package at Buffalo (9/8) and forced a career-high two fumbles, both converted to Patriots touchdowns.
- ★ Started as a defensive back in the nickel package vs. New Orleans (10/13) and intercepted a Drew Brees pass early in the fourth quarter that led to a Patriots field goal. Also contributed two tackles.
- ★ Started at cornerback in place of an injured Alfonzo Dennard at Carolina (11/18) and defended one pass.
- ★ Became the first Patriots player to recover an onside kick since 1995 and the first to recover an onside kick in a victory since 1964 in the comeback win vs. Cleveland (12/8). Also made three tackles and defended one pass on defense.
- ★ Notched the first sack of his career to go along with six tackles at Miami (12/15).
- ★ Posted a sack in his second straight game at Baltimore (12/22) to go with a season-high eight tackles.

### 2012 (16/12, 2/0)

- ★ Started the first 10 games of the season and 12 total at right cornerback. Moved to slot corner with the addition of Aqib Talib mid-season and the emergence of rookie Alfonzo Dennard. Finished the season with 67 tackles, 11 passes defended, one forced fumble, one fumble recovery and nine special teams tackles.
- ★ Appeared in both postseason games, making six tackles and defended one pass.
- ★ Started at right corner in place of an injured Alfonzo Dennard for final two games of the regular season.

## PATRIOTS LEADING NFL IN INT

Kyle Arrington's seven interceptions in 2011 were tied for most in the NFL. It is the third time in team history that a Patriot has led or tied for the league lead in interceptions.

Player	Year	Interceptions
Ty Law	1998	9
Asante Samuel	2006	10
<b>Kyle Arrington</b>	<b>2011</b>	<b>7</b>

- ★ Tied a season-high with seven tackles at Jacksonville (12/23). Also made one special teams tackle.
- ★ Started in the win at St. Louis (10/28) but left during the first series of the game with a head injury.
- ★ Started in the win at Tennessee (9/9). Made three tackles and deflected a second-quarter pass that was intercepted by Tavon Wilson in the end zone.

### 2011 (16/14, 3/3)

- ★ Started 14 of 16 games and tied for the NFL lead with seven interceptions. Made 83 tackles and defended 15 passes.
- ★ Started all three playoff games and made 17 stops, two special teams tackles, defended one pass and had one quarterback hit.
- ★ Ended Buffalo's first two drives with interceptions in the first multi-interception game of his career (9/25). He later picked off two Tyler Palko passes against Kansas City on Monday Night Football (11/21), racking up 44 yards in returns.
- ★ Started the Divisional Playoff game against the Broncos (1/14), forcing one special teams fumble, compiling 10 tackles, a pass defended and one special teams stop.

### 2010 (16/14, 1/1)

- ★ Played 16 games with 14 starts and finished the season with 67 total tackles on defense, one interception, two touchdowns and 16 special team tackles.
- ★ Moved into the starting lineup at cornerback in Week 3 vs. Buffalo (9/26) and registered five tackles.
- ★ Returned a blocked field goal by Patrick Chung 35 yards for a touchdown at Miami (10/4). It was the Patriots' first touchdown from a blocked field goal since Raymond Clayborn scored on a 71-yard return of a field goal blocked by Andre Tippett in 1987.
- ★ Registered his first career interception and returned it 36 yards for a touchdown vs. Green Bay (12/19).
- ★ Started at cornerback before being used as a rusher for much of the game, making three tackles and one special teams stop vs. Indianapolis (11/21).

### 2009 (1/0 – Tampa Bay)

- ★ Went to training camp with Tampa Bay.
- ★ Began the 2009 regular season on the Tampa Bay practice squad, but was signed to the 53-man roster prior to the Buccaneers' season-opener against Dallas (9/13).
- ★ Saw action against Dallas, but did not have any tackles.
- ★ Released by Tampa Bay on Sept. 14.

### 2009 (8/0, 1/0 – New England)

- ★ Signed to the New England practice squad on Sept. 21 after being waived by Tampa Bay on Sept. 14.
- ★ Signed to the 53-man roster on Nov. 8.



- ★ Played in eight games with the Patriots and finished second on the team with 17 special teams tackles.
- ★ Tallied five special teams tackles vs. Jacksonville (12/27), the highest single-game total by a Patriots player since the 2002 season (6, by Larry Izzo on 9/22/02).
- ★ Recovered his first career fumble in the postseason game vs. Baltimore (1/10), picking up the ball at the Baltimore 16-yard line after a muffed punt in the second quarter to help set up a Patriots touchdown.

#### 2008 (0/0 Philadelphia/Tampa Bay)

- ★ Originally signed with Philadelphia as a rookie free agent.
- ★ Spent one week on the Philadelphia practice squad and the final 14 weeks of the season on the Tampa Bay practice squad.

#### COLLEGE

- ★ Recorded 53 tackles, one interception, two forced fumbles and one fumble recovery during his senior season at Hofstra.
- ★ Finished his career with two interceptions.

#### PERSONAL

- ★ Attended Gwynn Park High School in Brandywine, Md.
- ★ Played football, basketball and ran track in high school.
- ★ Led high school to a regional championship and earned second-team all county honors during his senior year.
- ★ Was a black belt in Tae Kwan Do in middle school.
- ★ Born Kyle Chandler Arrington on Aug. 12, 1986 in Accokeek, Md.
- ★ Kyle and his wife, Vashonda Murphy, have two sons, Kyle Chandler Arrington, Jr. and Kaden.
- ★ Studied mass media at Hofstra.

## KYLE ARRINGTON

Pos: CB Ht: 5-10 Wt: 190 Year: 6th Acq: FA-09 College: Hofstra Born: 8/12/86

REGULAR SEASON		TACKLES						INTERCEPTIONS					MISCELLANEOUS						
Year	Team	G/S	TT	UT	A	S	Yds	No	Yds	Avg	Lg	TD	PD	FF	FR	Yds	TD	SpT	
2009	Buccaneers	1/0	0	0	0	0.0	0.0	0	0	0.0	0	0	0	0	0	0	0	0	
2009	Patriots	8/0	0	0	0	0.0	0.0	0	0	0.0	0	0	0	0	0	0	0	17	
2010	Patriots	16/14	67	51	16	0.0	0.0	1	36	36.0	36t	1	5	0	0	0	0	16	
2011	Patriots	16/14	83	56	27	0.0	0.0	7	92	13.1	28	0	15	0	1	0	0	10	
2012	Patriots	16/12	67	54	13	0.0	0.0	0	0	0.0	0	0	11	1	1	0	0	9	
2013	Patriots	16/12	60	45	15	2.0	11.0	1	5	5.0	5	0	13	2	0	0	0	4	
2014	Patriots	14/4	33	28	5	1.0	0.0	0	0	0.0	0	0	4	2	0	9	1	7	
<b>Totals – 6 Years</b>		<b>87/56</b>	<b>310</b>	<b>234</b>	<b>76</b>	<b>3.0</b>	<b>11.0</b>	<b>9</b>	<b>133</b>	<b>14.8</b>	<b>36t</b>	<b>1</b>	<b>48</b>	<b>5</b>	<b>2</b>	<b>9</b>	<b>1</b>	<b>63</b>	
<b>Additional Statistics:</b> 35-yard blocked FG return for TD vs. Miami (10/4/10); recovered outside kick vs. Cleveland (12/8/13); 9-yard kickoff fumble return for TD vs. Cincinnati (10/5/14); 62-yard blocked FG return for TD vs. Miami (12/14/14)																			
POSTSEASON		TACKLES						INTERCEPTIONS					MISCELLANEOUS						
Year	Team	G/S	TT	UT	A	S	Yds	No	Yds	Avg	Lg	TD	PD	FF	FR	Yds	TD	SpT	
2009	Patriots	1/0	0	0	0	0.0	0.0	0	0	0.0	0	0	0	0	0	0	0	1	
2010	Patriots	1/1	2	2	0	0.0	0.0	0	0	0.0	0	0	0	0	0	0	0	0	
2011	Patriots	3/3	17	13	4	0.0	0.0	0	0	0.0	0	0	1	0	0	0	0	1	
2012	Patriots	2/0	6	4	2	0.0	0.0	0	0	0.0	0	0	1	0	0	0	0	3	
2013	Patriots	2/1	8	5	3	0.0	0.0	0	0	0.0	0	0	0	0	0	0	0	0	
2014	Patriots	3/3	8	6	2	0.0	0.0	0	0	0.0	0	0	0	0	0	0	0	2	
<b>Totals – 6 Years</b>		<b>12/8</b>	<b>41</b>	<b>30</b>	<b>11</b>	<b>0.0</b>	<b>0.0</b>	<b>0</b>	<b>0</b>	<b>0.0</b>	<b>0</b>	<b>0</b>	<b>2</b>	<b>0</b>	<b>0</b>	<b>0</b>	<b>0</b>	<b>7</b>	
<b>Additional Statistics:</b> 1 fumble recovery on a muffed punt vs. Baltimore (1/10/10); 1 forced fumble on a punt vs. Denver (1/14/12).																			





# AKEEM AYERS



# 55

HT: 6-3 WT: 255  
Born: 7/10/1989 Exp. (NFL/Patriots): 4/1  
GP/GS (Playoffs): 59/48 (3/0) Acq: TR (TEN)-14  
College: UCLA Hometown: Los Angeles, Calif.

SUPER BOWLS:



## LINEBACKER

### CAREER TRANSACTIONS

Akeem Ayers was acquired by the New England Patriots from Tennessee in a trade for an undisclosed draft pick on Oct. 22, 2014 ... Originally selected by Tennessee in the second round (39th overall) of the 2011 NFL Draft.

### SEASONAL REVIEWS

#### 2014 (9/4, 3/0 – New England)

- ★ Recorded one quarterback hit in the Super Bowl XLIX win vs. Seattle (2/1/15).
- ★ Posted one special teams tackle in the AFC Championship win vs. Indianapolis (1/18/15).
- ★ Made his postseason debut in the AFC Divisional win vs. Baltimore (1/10/15), posting one special teams stop.
- ★ Posted one tackle and a six-yard sack vs. Buffalo (12/28).
- ★ Led the team with two special teams tackles in the win at N.Y. Jets (12/21).
- ★ Posted one tackle - stuffing Lamar Miller for a 2-yard loss in the second quarter - in the win vs. Miami (12/14).
- ★ Started at linebacker and recorded his first interception as a Patriot in the win at San Diego (12/7), picking off Philip Rivers at the Patriots 30-yard line in the third quarter. Also posted two tackles.
- ★ Started at linebacker and posted one tackle for a loss at Green Bay (11/30).
- ★ Started at linebacker and posted two tackles in the win vs. Detroit (11/23). Sacked Matthew Stafford for an 11-yard loss on third down in the first quarter, completing a three-and-out for the Patriots defense.
- ★ Didn't start but played the majority of snaps at defensive end opposite Rob Ninkovich and posted one tackle in the win at Indianapolis (11/16).
- ★ Made his first start as a Patriot in the win vs. Denver (11/2). Sacked Peyton Manning for a nine-yard loss on a fourth down play with just over two minutes left in the second quarter. Also added three solo tackles and one special teams stop.
- ★ Made his Patriots debut in the win vs. Chicago (10/26), finishing with four tackles and a 9-yard sack of Jay Cutler in the second quarter.
- ★ Acquired by New England from Tennessee in a trade for an undisclosed draft pick (10/22).

#### 2014 (2/0 – Tennessee)

- ★ Was active in two of the Titans' first seven games, seeing action as a reserve on special teams vs. Dallas (9/14) and leading the team with three special teams tackles vs. Cleveland (10/5).

#### 2013 (16/14 – Tennessee)

- ★ Appeared in all 16 games for the third straight season.

- ★ Started 14 games at linebacker and collected 56 tackles, one sack, three stops for loss, four quarterback pressures, an interception, eight passes defended and a forced fumble.
- ★ Tied for the team lead with nine tackles vs. San Francisco (10/20).

#### 2012 (16/14 – Tennessee)

- ★ Played in all 16 games with 14 starts, leading the team with 110 tackles and tying for second on the squad with six sacks.
- ★ Also notched eight quarterback pressures, eight passes defended, four tackles for loss, an interception and a forced fumble.
- ★ Registered a career-best 15 tackles vs. Detroit (9/23).
- ★ Led the team with 11 tackles vs. New England (9/9).

#### 2011 (16/16 – Tennessee)

- ★ Became the first Titans rookie to start all 16 games since safety Tank Williams in 2002, and led all Titans linebackers with 88 tackles, the second-highest total for a Titans rookie since 1999 (103 by Alterraun Verner in 2010).
- ★ Added two sacks, seven quarterback pressures, three tackles for loss, two passes defended, one forced fumble and one fumble recovery.
- ★ Registered a career-best 10 tackles vs. Jacksonville (12/24).
- ★ Collected his first career sack by dropping Colt McCoy for a one-yard loss at Cleveland (10/2).

### COLLEGE

- ★ Played in 37 games with 28 starts at strongside outside linebacker over three seasons at UCLA, recording 183 tackles with 14.0 sacks and 29½ tackles for loss. Also caused seven fumbles, recovered four fumbles and tallied six interceptions for 100 yards with two touchdowns. Earned All-America honors in his final two seasons and was one of five finalists for the 2010 Butkus Award.
- ★ Started all 12 games as a junior in 2010, earning second-team All-America honors from the Walter Camp Football Foundation and was one of five Butkus Award finalists, finishing third in voting. Selected as a team captain and finished fourth on the team with 68 tackles, tied for first with four sacks and tied for second with two interceptions. Named third-team Associated Press All-American, second-team Phil Steele All-American and first-team All-Pac-10.
- ★ Started all 13 games at strongside linebacker as a sophomore in 2009 and earned honorable mention All-Pac-10. Tied a UCLA season record with two touchdowns on interceptions and scored three defensive touchdowns in all (one fumble return). Led the team with four forced fumbles and finished second on the team with six sacks and 14½ tackles for loss. Named co-defensive winner of UCLA's Captain Don Brown Memorial Award for Most Improved Player.

★ Appeared in 12 games with three starts at strongside linebacker as a freshman in 2008, posting 40 tackles, four sacks, three passes defended and a forced fumble. Was named to Rivals.com Pac-10 All-Freshman team, earned honorable mention All-Pac-10 from the league's coaches, and was the defensive co-winner of UCLA's John Boncheff, Jr. Memorial Award for Rookie of the Year.

★ Did not see action as a true freshman in 2007.

### PERSONAL

★ Born Akeem Christopher Ayers on July 10, 1989, in Los Angeles, Calif.

★ Lettered three seasons at Verbum Dei High School in Los Angeles, Calif., playing defensive end, linebacker and wide receiver.

★ Named PrepStar All-American, SuperPrep All-American and a four-star recruit as a defensive end by Rivals.com and Scout.com. Rated No. 50 player in nation by Scout.com. Rated No. 1 defensive end and No. 9 player in California by Scout.com. Ranked No. 9 among outside linebackers by Rivals.com.

★ Member of *Long Beach Press-Telegram* Best in the West first team. Named first-team All-State (Small Schools) by Cal-Hi Sports and CIF-Southern Section Mid Valley Defensive Player of the Year. Led Verbum Dei to CIF Mid-Valley title.

★ As a senior outside linebacker, he made 94 tackles and collected two quarterback sacks. Totaled 21 interceptions for 413 yards and nine touchdowns on offense. Returned 20 kickoffs for 626 yards.

★ Has one brother, Kevin, and one sister, Jonnae.

★ Has twin daughters Peyton and Cassidy.

★ Majored in history at UCLA.

## AKEEM AYERS

Pos: LB Ht: 6-3 Wt: 255 Year: 4th Acq: TR (TEN)-14 College: UCLA Born: 7/10/89

REGULAR SEASON		TACKLES						INTERCEPTIONS					MISCELLANEOUS					
Year	Team	G/S	TT	UT	A	S	Yds	No	Yds	Avg	Lg	TD	PD	FF	FR	Yds	TD	SpT
2011	Titans	16/16	88	66	22	2.0	10.0	0	0	0.0	0	0	2	1	1	0	0	5
2012	Titans	16/14	110	79	31	6.0	35.0	1	2	2.0	2	0	8	1	0	0	0	0
2013	Titans	16/14	56	44	12	1.0	5.0	1	5	5.0	5	0	8	1	0	0	0	0
2014	Titans	2/0	0	0	0	0.0	0.0	0	0	0.0	0	0	0	0	0	0	0	3
2014	Patriots	9/4	15	12	3	4.0	35.0	1	0	0.0	0	0	1	0	0	0	0	3
<b>Totals - 4 Years</b>		<b>59/48</b>	<b>269</b>	<b>201</b>	<b>68</b>	<b>13.0</b>	<b>85.0</b>	<b>3</b>	<b>7</b>	<b>2.3</b>	<b>5</b>	<b>0</b>	<b>19</b>	<b>3</b>	<b>1</b>	<b>0</b>	<b>0</b>	<b>11</b>
POSTSEASON		TACKLES						INTERCEPTIONS					MISCELLANEOUS					
Year	Team	G/S	TT	UT	A	S	Yds	No	Yds	Avg	Lg	TD	PD	FF	FR	Yds	TD	SpT
2014	Patriots	3/0	0	0	0	0.0	0.0	0	0	0.0	0	0	0	0	0	0	0	2
<b>Totals - 1 Year</b>		<b>3/0</b>	<b>0</b>	<b>0</b>	<b>0</b>	<b>0.0</b>	<b>0.0</b>	<b>0</b>	<b>0</b>	<b>0.0</b>	<b>0</b>	<b>0</b>	<b>0</b>	<b>0</b>	<b>0</b>	<b>0</b>	<b>0</b>	<b>2</b>





# LEGARRETTE BLOUNT



# 29

HT: 6-0 WT: 250  
Born: 12/5/1986 Exp. (NFL/Patriots): 5/2  
GP/GS (Playoffs): 72/29 (5/1) Acq: FA-14  
College: Oregon Hometown: Perry, Fla.

SUPER BOWLS:



## R U N N I N G   B A C K

### PRONOUNCED LUH-gare-et BLUNT

#### CAREER TRANSACTIONS

LeGarrette Blount was signed by the New England Patriots as a free agent on Nov. 20, 2014 ... Originally signed by Tennessee as a rookie free agent (4/26/10) ... Waived by Tennessee (9/5/10) ... Claimed off waivers and awarded to Tampa Bay from Tennessee (9/6/10) ... Acquired by New England from Tampa Bay in a trade in exchange for Jeff Demps and a 2013 seventh round draft selection (4/27/13) ... Signed by Pittsburgh (3/28/14) ... Released by Pittsburgh (11/18/14).

#### CAREER HIGHLIGHTS

- ★ Led all rookie running backs in rushing, posting 1,007 yards in 2010 and became only the second undrafted rookie running back to have a 1,000 yard season in league history.
- ★ Named NFL Offensive Rookie of the Month for December/January 2010 after posting a league-high 511 yards in the final five games of the season.
- ★ Was named the FedEx Ground Player of the Week following his then career-high 164-yard performance vs. Seattle (12/26/10).
- ★ Set a new Patriots single-game record with 334 all-purpose yards vs. Buffalo (12/29), gaining 189 yards from scrimmage and adding 145 return yards. Was named AFC Offensive Player of the Week for his efforts.
- ★ His seven career postseason rushing touchdowns rank second among active NFL players (Marshawn Lynch - 8) and are the most by any player in his first four playoff games.

#### SEASONAL REVIEWS

##### 2014 (5/1, 3/0)

- ★ Led the team with 14 carries for 40 yards in the Super Bowl XLIX win vs. Seattle (2/1/15).
- ★ Became the Patriots all-time postseason rushing touchdown leader with seven career scores after carrying 30 times for 148 yards and three touchdowns in the AFC Championship win vs. Indianapolis (1/18/15).
- ★ Ran three times for one yard in the AFC Divisional win vs. Baltimore (1/10/15).
- ★ Returned from injury and led the team with 10 carries for 62 yards vs. Buffalo (12/28).
- ★ Inactive at N.Y. Jets (12/21) due to injury.
- ★ Carried eight times for 17 yards and one touchdown and added two catches for seven yards in the win vs. Miami (12/14).
- ★ Made his first start of the season in the win at San Diego (12/7), rushing 20 times for 66 yards. Also caught his first passes of the season, finishing with two catches for 11 yards.

★ Led the Patriots in rushing for the second straight game at Green Bay (11/30), finishing with 58 yards on 10 carries.

★ Made his Patriots season debut in the win vs. Detroit (11/23), leading the team with 12 carries for 78 yards and two touchdowns.

★ Signed by New England as a free agent (11/20).

##### 2014 (11/0 – Pittsburgh)

★ Played the first 11 games of the season with Pittsburgh, rushing 65 times for 266 yards and two touchdowns, with a long run of 50 yards. Also caught six passes for 36 yards and returned five kickoffs for 103 yards.

★ Recorded 10 carries for a season-high 118 yards at Carolina (9/21).

★ Scored a seven-yard rushing touchdown on his first carry as a Steeler vs. Cleveland (9/7).

##### 2013 (16/7, 2/1)

★ Played all 16 regular-season games with seven starts and finished second on the team with 153 carries for 772 yards (5.0 avg.) rushing and a career-high seven touchdowns.

★ Played in both playoff games with one start and led the club with 172 yards rushing on 29 carries and four touchdowns. Also caught two passes for 38 yards.

★ Rushed nine times for 64 yards including a 47-yard touchdown scamper at Atlanta (9/29). The 47-yard rush was the longest touchdown run by a Patriot since LaMont Jordan had a 49-yard touchdown run at Oakland on Dec. 14, 2008. It was also the longest run overall by a Patriots running back since Sammy Morris had a 55-yard run vs. Jacksonville on Dec. 27, 2009.

★ Finished the regular season with back-to-back multiple touchdown performances, starting when he led the Patriots rushing attack with 76 yards on 16 carries and the third two-touchdown game of his career at Baltimore (12/22).

★ Set a new Patriots' single-game record with 334 all-purpose yards, gaining yards 189 yards from scrimmage and adding 145 return yards in the regular-season finale vs. Buffalo (12/29). Added touchdown runs of 35 and 36 yards. Blount's performance topped the 51-year-old team record set by Larry Garron on Nov. 3, 1962, when Garron had 273 all-purpose yards at Buffalo. Blount's 334 all-purpose yards ranks 11th in NFL history and is the highest total net yardage total by an NFL player in a game since Minnesota's Adrian Peterson had 361 all-purpose yards on Oct. 14, 2007. The 189 rushing yards on 24 carries were the fifth-highest single-game total in Patriots history and the highest rushing total during Bill Belichick's coaching tenure in New England. Blount was named AFC Offensive Player of the Week for his efforts.

PLAYERS

- ★ Rushed 24 times for 166 yards and scored four rushing touchdowns vs. Indianapolis (1/11), to set a Patriots franchise record for most rushing touchdowns in a game (regular season or playoffs), and tallied the second most rushing touchdowns in a playoff game in NFL history. Blount's 166 rushing yards tied Curtis Martin for the most rushing yards in a playoff game in Patriots history. His 73-yard touchdown run in the fourth quarter was the second-longest run in team playoff history.
- ★ Blount's 355 rushing yards in the regular season finale (189 vs. Buffalo on Dec. 29) and Divisional Playoff (166 vs. Indianapolis on Jan. 11) was the highest consecutive game total in team history, besting Curtis Martin who rushed for 320 yards over a two-game stretch in 1997.
- ★ Named to *The Sporting News* and PFW/PFWA All-Rookie Teams.
- ★ Named NFL Offensive Rookie of the Month for December/January 2010 after posting a league-high 511 yards in the final five games of the season.
- ★ Nominated for the Pepsi Rookie of the Week award four times.
- ★ Rushed for his first NFL touchdown in his NFL debut, with 27 yards on six carries vs. Pittsburgh (9/26).
- ★ Posted his first 100-yard game, rushing for 120 yards on 22 carries and a then career-high two touchdowns at Arizona (10/31).
- ★ Made his first career start at San Francisco (11/21), rushing 26 times for 82 yards.
- ★ Recorded 20 carries for 103 yards and a touchdown vs. Atlanta (12/5).

### 2012 (13/0 – Tampa Bay)

- ★ Played in 13 games, registering 41 carries for 151 yards and two touchdowns, in addition to one reception for two yards.
- ★ Rushed for his first touchdown of the season vs. Washington (9/30).
- ★ Posted a season-high 58 yards and a touchdown on seven carries vs. Kansas City (10/14).
- ★ Registered back-to-back 100-yard rushing games with 110 yards and a touchdown vs. Detroit (12/19) and a then career-high 164 yards on 18 carries vs. Seattle (12/26). Was named the FedEx Ground Player of the Week for his efforts.

### 2011 (14/14 – Tampa Bay)

- ★ Played and started 14 games, registering 184 rushes for 781 yards and five touchdowns, adding 15 receptions for 148 yards.
- ★ Tallied 71 yards and two touchdowns on 13 carries including the game-winning touchdown at Minnesota (9/18).
- ★ Posted a season-high 127 yards rushing on 25 carries vs. Indianapolis (10/3).
- ★ Earned the Pizza Hut NFL Play of the Year award for his 54-yard touchdown run vs. Green Bay (11/20), finishing with 107 yards on 18 carries.
- ★ Carried the ball 20 times for 103 yards and caught a career-high three passes for 56 yards, registering his second straight 100-yard game at Tennessee (11/27).
- ★ Spent two seasons at Oregon following two years at East Mississippi Community College (Scooba, Miss.)
- ★ Rushed for a combined 3,358 yards and 37 touchdowns at the two schools, including 1,066 yards and 19 touchdowns in 16 games at Oregon.
- ★ Scored a school record 17 touchdowns as a junior in 2008 and was named All-Pac 10 honorable mention and won the Duane Cargill Award, given to Oregon's impact player.
- ★ Posted 367 carries, 2,292 yards and 18 touchdowns in 17 games, in addition to 19 receptions for 283 yards and two scores at East Mississippi Community College.
- ★ Named a junior college All-American and first team all-state.

### 2010 (13/7 – Tampa Bay)

- ★ Went to training camp with Tennessee and was released and claimed by Tampa Bay before the start of the regular season.
- ★ Played in 13 games with seven starts, rushing for 1,007 yards and six touchdowns on 201 carries as a rookie; added five receptions for 14 yards.
- ★ Recorded three straight 1,000 yard rushing seasons at Taylor County High School (Perry, Fla.), where he was a four-year starter and was named second team all-state as a senior.
- ★ Has a son, LeGarrette Rashon Blount, Jr.
- ★ Majored in political science at Oregon.

## COLLEGE

## PERSONAL

**MOST RUSH YDS IN A PLAYOFF GAME**

Player	Rush Yds	Date	Opponent
LeGarrette Blount	166	01/11/14	IND
Curtis Martin	166	01/05/97	PIT
LeGarrette Blount	148	01/18/15	IND
Corey Dillon	144	01/16/05	IND
Laurence Maroney	122	01/12/08	JAX
Laurence Maroney	122	01/20/08	SD

**LONGEST RUSH IN A PLAYOFF GAME**

Player	Rush Yds	Date	Opponent
Curtis Martin	78t	01/05/97	PIT
LeGarrette Blount	73t	01/11/14	IND
Robert Weathers	45	01/12/86	MIA
Aaron Hernandez	43	01/14/12	DEN

**BLOUNT SETS POINTS RECORD**

LeGarrette Blount's 24 points in the AFC Divisional Playoff game vs. Indianapolis on Jan. 11, 2014 set a new NFL record for most points in an AFC Divisional Playoff game.

**Most Points in an AFC Divisional Playoff game, NFL History**

Player	Game	Points
LeGarrette Blount	NE vs. IND, 2013	24
Rob Gronkowski	NE vs. DEN, 2011	18
Shane Vereen	NE vs. HOU, 2012	18
Curtis Martin	NE vs. PITT, 1996	18
Franco Harris	PITT vs. BUF, 1974	18
Dave Casper	OAK vs. BAL, 1977	18

**BLOUNT SETS ALL-PURPOSE YARDAGE RECORD****PATRIOTS RECORD/MOST ALL-PURPOSE YARDS IN A GAME**

Player	Date	Opp	All-Purpose	Scrimmage	Ret.
LeGarrette Blount	12/29/13	BUF	334	189	145
Larry Garron	11/03/62	at BUF	273	100	173
Kevin Faulk	12/22/02	NYJ	271	51	220
Dick Christy	11/04/60	OAK	261	184	77
Carl Garrett	10/11/69	at BUF	250	76	174

**MOST RUSH TD IN NFL PLAYOFF GAME****NFL RECORD/MOST RUSH TD IN A PLAYOFF GAME**

Player	Rush TD	Date	Team	Opp
Ricky Watters	5	01/15/94	SF	NYG
LeGarrette Blount	4	01/11/14	NE	IND

**MOST CAREER PLAYOFF RUSH TD**

Player	Games	Rush TD
LeGarrette Blount	5	7
Tom Brady	29	5
Curtis Martin	3	5
Corey Dillon	8	4

**BLOUNT RUSHES INTO RECORD BOOKS****PATRIOTS RECORD/MOST RUSHING YARDS IN A GAME**

Player	Date	Opp	Rush	Yds.	TD
Tony Collins	9/18/83	N.Y. Jets	23	212	3
Jim Nance	10/30/66	Oakland	38	208	2
Jonas Gray	11/16/14	Indianapolis	37	201	4
Curtis Martin	9/14/97	N.Y. Jets	40	199	1
Robert Edwards	12/13/98	at St. Louis	24	196	0
LeGarrette Blount	12/29/13	Buffalo	24	189	2

**MOST RUSH TD IN A SINGLE GAME IN PATS HISTORY****Includes Regular Season and Playoff Games**

Player	Rush TD	Date	Opponent
LeGarrette Blount*	4	01/11/14	IND
Jonas Gray	4	11/16/14	IND
LeGarrette Blount*	3	01/18/15	IND
Corey Dillon	3	12/3/2006	DET
Curtis Martin	3	1/5/1997	PIT
Curtis Martin	3	11/3/1996	MIA
Mosi Tatupu	3	12/11/1983	LAR
Tony Collins	3	9/18/1983	NYJ
Sam Cunningham	3	10/20/1974	BUF

\*Playoffs

**HONORS & AWARDS****2013**

AFC Offensive Player of the Week (Week 17)

**2011**

Pizza Hut Play of the Year

**2010**

NFL Offensive Rookie of the Month (December/January)  
FedEx Ground Player of the Week (Week 16)







# BRANDON BOLDEN



# 38

HT: 5-11 WT: 220

Born: 1/26/1990 Exp. (NFL/Patriots): 3/3

GP/GS (Playoffs): 38/4 (7/1) Acq: FA-12

College: Mississippi Hometown: Baton Rouge, La.

SUPER BOWLS:

## R U N N I N G B A C K



### CAREER TRANSACTIONS

Brandon Bolden was signed by the New England Patriots as a rookie free agent on May 10, 2012.

### SEASONAL REVIEWS

2014 (16/2, 3/1)

- ★ Played on special teams and as a backup running back in the Super Bowl XLIX win vs. Seattle (2/1/15).
- ★ Contributed on special teams in the AFC Championship win vs. Indianapolis (1/18/15).
- ★ Made his first career postseason start in the AFC Divisional win vs. Baltimore (1/10/15), carrying three times for seven yards, catching one pass for 11 yards and posting one special teams tackle.
- ★ Started at running back and carried five times for 15 yards and had one special teams stop vs. Buffalo (12/28).
- ★ Carried five times for 32 yards and contributed on special teams in the win at N.Y. Jets (12/21).
- ★ Contributed on special teams in the win vs. Miami (12/14).
- ★ Blocked his first NFL punt in the second quarter of the win at San Diego (12/7) to give the Patriots a first down at the Chargers 25-yard line. It was the Patriots' first blocked punt since 2010.
- ★ Made his first start of the season and the third start of his career at Green Bay (11/30), finishing with three carries for 17 yards and one touchdown. His six-yard touchdown run in the second quarter was his first of the season and the sixth of his career.
- ★ Posted one special teams tackle in both of the wins vs. Chicago (10/26) and vs. Denver (11/2).
- ★ Was a reserve at running back and on special teams in the win vs. N.Y. Jets (10/16), catching one pass for four yards.
- ★ Was a reserve at running back and on special teams in the win at Buffalo (10/12), rushing six times for 10 yards.

### BETTER THAN AVERAGE

Brandon Bolden finished with 16 carries for 137 yards and an 8.6-yard average at Buffalo (9/30/12). He also had runs of 20 and 27 yards. His 8.6-yard average is tied for the third highest ever in a single game for the Patriots among running backs with at least 15 rushing attempts.

#### Highest Rushing Average/Single game

(min. 15 attempts)

Curtis Martin	9.6 (17-164 vs. Washington, Oct. 13, 1996)
Tony Collins	9.2 (23-212 vs. N.Y. Jets, Sept. 18, 1983)
<b>Brandon Bolden</b>	<b>8.6 (16-137 at Buffalo, Sept. 30, 2012)</b>
Sammy Morris	8.6 (16-138 vs. Denver, Oct. 20, 2008)
Jim Nance	8.6 (17-146 at Houston, Dec. 11, 1966)
Stevan Ridley	8.5 (15-127 at St. Louis, Oct. 28, 2012)

### EXTRA POINTS

- ★ Bolden's grandfather, Frank Pitts, played 10 years in the NFL, as a receiver for the Chiefs, Browns, and Raiders. He was with Kansas City for two Super Bowls, losing Super Bowl I and winning Super Bowl IV. Those are two games Bolden, quite proudly, has become familiar with by watching games with his grandfather. "I remember being six years old, him popping in a highlight film of Super Bowl I and IV. I've seen that tape at least 500 times," Bolden said. "He's great, been pretty much my role model since forever. He'll call me at the end of the game and tell me everything I did wrong. He's my toughest critic, and I think that rubbed off on me."
  - ★ Played on special teams and was a reserve at running back in the win vs. Cincinnati (10/5), finishing with one rush for three yards and two special teams tackles. Forced a fumble on a third-quarter kickoff that Kyle Arrington returned nine yards for a touchdown.
  - ★ Was a reserve at running back and on special teams in the first four games of the season, rushing eight times for 12 yards and catching one pass for four yards.
- 2013 (12/2, 2/0)
- ★ Played in 12 regular-season games with two starts and compiled 271 yards on 55 carries and three touchdowns. Also caught 21 passes for 152 yards.
  - ★ Appeared as a reserve in both playoff games.
  - ★ Was inactive for four games - the first two contests of the year and at Carolina (11/18) due to injury and was a healthy scratch vs. Cleveland (12/8).
  - ★ Made his season debut and first career start vs. Tampa Bay (9/22) and compiled 100 total yards on offense. Rushed three times for 51 yards, including a career-long 46 yard gain and caught five passes for 49 yards.
  - ★ Started and rushed eight times for 36 yards at N.Y. Jets (10/20) and his first touchdown of the season. Also caught one pass for 7 yards.
  - ★ Compiled 22 yards on eight rushes and a third-quarter touchdown vs. Miami (10/27). Also caught two passes for 7 yards.
  - ★ Led the team with 13 rushes for 58 yards and a touchdown vs. Denver (11/24). Also caught one pass for 11 yards.

PLAYERS

**2012 (10/0, 2/0)**

- ★ Played in 10 regular-season games and missed four games due to an NFL suspension. Finished with 56 carries for 274 yards (4.9 avg) and two touchdowns.
- ★ Appeared as a reserve in both playoff contests.
- ★ Was inactive due to injury at St. Louis (10/28) and vs. NY Jets (10/21).
- ★ Compiled 137 yards on 16 carries (8.6 avg) and a touchdown for the first 100-yard rushing game of his career at Buffalo (9/30). Bolden and Stevan Ridley (106 yards) became the first Patriots running back duo to eclipse 100 yards rushing in the same game since Nov. 23, 1980, at Baltimore Colts when Don Calhoun (106) and Vagas Ferguson (100) each went over 100 yards rushing. Also caught one pass for 11 yards. Earned FedEx NFL Ground Player of the Week for his efforts. His 8.6 yard-per carry average is tied for the third-highest ever in a single game for the Patriots among running backs with at least 15 rushing attempts.
- ★ Gained 54 yards on 14 carries (3.9 avg) vs. Denver (10/7) as part of a rushing attack that eclipsed 200 yards in back-to-back games for the first time since 1978.
- ★ Rushed for four yards on two carries (2.0 avg) including his first NFL touchdown at Baltimore (9/23).
- ★ Made his NFL debut and rushed for 11 yards on five carries (2.2 avg) in the season-opening win at Tennessee (9/9).

**COLLEGE**

- ★ Finished career ranked second in school in history in

**HONORS & AWARDS**

**2012**

FedEx Ground Player of the Week (Week 4)

total touchdowns (33) and rushing touchdowns (27), third in all-purpose yards (3,681) and fourth in rushing yards (2,604).

- ★ Played in 10 games with four starts as a senior in 2011, totaling 96 carries for 462 yards (4.8 avg) and four touchdowns while serving as team captain.
- ★ Earned Associated Press All-SEC Honorable Mention honors as a junior after playing in all 12 games with 11 starts and tying the school's single-season record for total touchdowns (17) and rushing touchdowns (14) and finishing fifth in the SEC in rushing (81.3 ypg).
- ★ Appeared in all 13 games with eight starts as a sophomore, registering 129 carries for 614 yards (4.8 avg) and four touchdowns and 20 receptions for 209 yards (10.5 avg) and one touchdown.
- ★ Played in all 13 games as a freshman, amassing 542 rushing yards, five touchdowns rushing and one touchdown receiving.

**PERSONAL**

- ★ Born Jan. 26, 1990.
- ★ Bolden's grandfather, Frank Pitts, played 10 years in the NFL, as a receiver for the Chiefs, Browns, and Raiders. He was with Kansas City for two Super Bowls, losing Super Bowl I and winning Super Bowl IV.

**BRANDON BOLDEN**

Pos: RB Ht: 5-11 Wt: 220 Year: 3rd Acq: FA-12 College: Mississippi Born: 1/26/90

REGULAR SEASON		RUSHING						RECEIVING					
Year	Team	G/S	No	Yds	Avg	Lg	TD	No	Yds	Avg	Lg	TD	
2012	Patriots	10/0	56	274	4.9	27	2	2	11	5.5	11	0	
2013	Patriots	12/2	55	271	4.9	46	3	21	152	7.2	18	0	
2014	Patriots	16/2	28	89	3.2	17	1	2	8	4.0	4	0	
<b>Totals - 3 Years</b>		<b>38/4</b>	<b>139</b>	<b>634</b>	<b>4.6</b>	<b>46</b>	<b>6</b>	<b>25</b>	<b>171</b>	<b>6.8</b>	<b>18</b>	<b>0</b>	

**Additional Statistics:** 2012: 6 special teams tackles; 2013: 3 special teams tackles; 2014: 6 special teams tackles; Forced a fumble on a kickoff that Kyle Arrington returned nine yards for a touchdown vs. Cincinnati on Oct. 5, 2014; Blocked a punt to give the Patriots a first down at the Chargers 25-yard line at San Diego on Dec. 7, 2014.

POSTSEASON		RUSHING						RECEIVING					
Year	Team	G/S	No	Yds	Avg	Lg	TD	No	Yds	Avg	Lg	TD	
2012	Patriots	2/0	0	0	0.0	0	0	0	0	0.0	0	0	
2013	Patriots	2/0	0	0	0.0	0	0	0	0	0.0	0	0	
2014	Patriots	3/1	3	7	2.3	4	0	1	11	11.0	11	0	
<b>Totals - 3 Years</b>		<b>7/1</b>	<b>3</b>	<b>7</b>	<b>2.3</b>	<b>4</b>	<b>0</b>	<b>1</b>	<b>11</b>	<b>11.0</b>	<b>11</b>	<b>0</b>	

**Additional Statistics:** 2014: 1 special teams tackle

**BOLDEN'S CAREER GAME-BY-GAME**

2012	Opponent	P/S	Rushing				Receiving						
			No	Yds	Avg	Lg	TD	No	Yds	Avg	Lg	TD	
09/09	Tennessee	p	5	11	2.2	9	0	-	-	-	-	-	
09/16	Arizona	p	-	-	-	-	-	-	-	-	-	-	
09/23	Baltimore	p	2	4	2.0	2t	1	-	-	-	-	-	
09/30	Buffalo	p	16	137	8.6	27	1	11	11.0	11	0	0	
10/07	Denver	p	14	54	3.9	24	0	1	0	0.0	0	0	
10/14	Seattle	p	6	28	4.7	13	0	-	-	-	-	-	
10/21	N.Y. Jets	Inactive	-	-	-	-	-	-	-	-	-	-	
10/28	St. Louis	Inactive	-	-	-	-	-	-	-	-	-	-	
11/11	Buffalo	Did Not Play	-	-	-	-	-	-	-	-	-	-	
11/18	Indianapolis	Did Not Play	-	-	-	-	-	-	-	-	-	-	
11/22	N.Y. Jets	Did Not Play	-	-	-	-	-	-	-	-	-	-	
12/02	Miami	Did Not Play	-	-	-	-	-	-	-	-	-	-	
12/10	Houston	p	2	11	5.5	6	0	-	-	-	-	-	
12/16	San Francisco	p	-	-	-	-	-	-	-	-	-	-	
12/23	Jacksonville	p	5	3	0.6	4	0	-	-	-	-	-	
12/30	Miami	p	6	26	4.3	20	0	-	-	-	-	-	
<b>2012 Totals</b>			<b>10/0</b>	<b>56</b>	<b>274</b>	<b>4.9</b>	<b>27</b>	<b>2</b>	<b>2</b>	<b>11</b>	<b>5.5</b>	<b>11</b>	<b>0</b>
01/13	Houston	p	-	-	-	-	-	-	-	-	-	-	
01/20	Baltimore	p	-	-	-	-	-	-	-	-	-	-	
<b>2012 Postseason</b>			<b>2/0</b>	<b>0</b>	<b>0</b>	<b>0.0</b>	<b>0</b>	<b>0</b>	<b>0</b>	<b>0.0</b>	<b>0</b>	<b>0</b>	

2013	Opponent	P/S	Rushing				Receiving						
			No	Yds	Avg	Lg	TD	No	Yds	Avg	Lg	TD	
09/08	Buffalo	Inactive	-	-	-	-	-	-	-	-	-	-	
09/12	N.Y. Jets	Inactive	-	-	-	-	-	-	-	-	-	-	
09/22	Tampa Bay	S	3	51	17.0	46	0	5	49	9.8	17	0	
09/29	Atlanta	p	6	17	2.8	8	0	1	-5	-5.0	-5	0	
10/06	Cincinnati	p	5	24	4.8	12	0	6	40	6.7	14	0	
10/13	New Orleans	p	5	19	3.8	12	0	2	9	4.5	5	0	
10/20	N.Y. Jets	S	8	36	4.5	9	1	1	7	7.0	7	0	
10/27	Miami	p	8	22	2.8	8	1	2	7	3.5	5	0	
11/03	Pittsburgh	p	3	36	12.0	14	0	-	-	-	-	-	
11/18	Carolina	p	Inactive	-	-	-	-	-	-	-	-	-	
11/24	Denver	p	13	58	4.5	33	1	1	11	11.0	11	0	
12/01	Houston	p	3	2	0.7	1	0	1	18	18.0	18	0	
12/08	Cleveland	Inactive	-	-	-	-	-	-	-	-	-	-	
12/15	Miami	p	-	-	-	-	-	-	-	-	-	-	
12/22	Baltimore	p	1	6	6.0	6	0	2	16	8.0	12	0	
12/29	Buffalo	p	-	-	-	-	-	-	-	-	-	-	
<b>2013 Totals</b>			<b>12/2</b>	<b>55</b>	<b>271</b>	<b>4.9</b>	<b>46</b>	<b>3</b>	<b>21</b>	<b>152</b>	<b>7.2</b>	<b>18</b>	<b>0</b>
01/11	Indianapolis	p	-	-	-	-	-	-	-	-	-	-	
01/19	Denver	p	-	-	-	-	-	-	-	-	-	-	
<b>2013 Postseason</b>			<b>2/0</b>	<b>0</b>	<b>0</b>	<b>0.0</b>	<b>0</b>	<b>0</b>	<b>0</b>	<b>0.0</b>	<b>0</b>	<b>0</b>	



# JOSH BOYCE



# 82

HT: 5-11 WT: 205

Born: 5/6/1991 Exp. (NFL/Patriots): 2/2

GP/GS (Playoffs): 10/3 (0/0) Acq: D4-13 (102nd)

College: Texas Christian Hometown: Copperas Cove, Texas

SUPER BOWLS:

**W I D E R E C E I V E R**



## CAREER TRANSACTIONS

Josh Boyce was signed by the New England Patriots to the 53-man roster from the practice squad on Dec. 27, 2014 ... Originally drafted by New England in the fourth round (102nd overall) of the 2013 NFL Draft ... Released by New England (8/30/14) ... Signed by New England to the practice squad (9/1/14).

## SEASONAL REVIEWS

### 2014 (1/0, 0/0)

- ★ Inactive in the AFC Divisional win vs. Baltimore (1/10/15), the AFC Championship win vs. Indianapolis (1/18/15) and the Super Bowl XLIX win vs. Seattle (2/1/15).
- ★ Made his season debut vs. Buffalo (12/28).
- ★ Spent the first 16 weeks of the season on the practice squad before being signed to the 53-man roster (12/27).

### 2013 (9/3, 0/0)

- ★ Played in nine regular-season games with three starts and caught nine passes for 121 yards before being placed on injured reserve with an ankle injury following the end of the regular season.
- ★ Returned nine kickoffs for 214 yards.
- ★ Played in his first NFL game at Buffalo (9/8).
- ★ Made his first career start in a three wide receiver set vs. Tampa Bay (9/22).
- ★ Caught his first NFL pass at Atlanta (9/29), a 24-yard reception in the fourth quarter that helped set up a Patriots field goal.

★ Saw action on offense and special teams at Houston (12/1). Caught one pass for 6 yards and returned six kickoffs for 149 yards.

★ Had his most productive game as a Patriot vs. Cleveland (12/8), producing career highs with three receptions for 49 yards and two kickoff returns for 46 yards. Also picked up a key pass interference penalty late in the fourth quarter that led to the game-winning touchdown.

## COLLEGE

- ★ His 2,535 career yards receiving are the second-most in TCU history.
- ★ His 161 career catches are good for third on the all-time list on the career receptions list at TCU.
- ★ All-Big 12 Honorable Mention and Associated Press All-Big 12 Honorable Mention as a junior.
- ★ Led TCU in every receiving category as a junior.
- ★ First Team All-Mountain West and Biletnikoff Award Watch List as a sophomore in 2011 and Rivals.com second-team Freshman All-American in 2010.

## PERSONAL

- ★ Son of Travis and Jacqueline Boyce.
- ★ Honorable-mention all-state his senior year.
- ★ Graduated TCU with a degree in sociology.
- ★ Born May 6, 1991.

PLAYERS

## JOSH BOYCE

Pos: WR Ht: 5-11 Wt: 205 Year: 2nd Acq: D4-13 (102nd) College: Texas Christian Born: 5/6/91

REGULAR SEASON			RECEIVING					KICK RETURNS				
Year	Team	G/S	No	Yds	Avg	Lg	TD	No	Yds	Avg	Lg	TD
2013	Patriots	9/3	9	121	13.4	30	0	9	214	23.8	41	0
2014	Patriots	1/0	0	0	0.0	0	0	0	0	0.0	0	0
<b>Totals - 2 Years</b>		<b>10/3</b>	<b>9</b>	<b>121</b>	<b>13.4</b>	<b>30</b>	<b>0</b>	<b>9</b>	<b>214</b>	<b>23.8</b>	<b>41</b>	<b>0</b>
POSTSEASON			RECEIVING					KICK RETURNS				
Year	Team	G/S	No	Yds	Avg	Lg	TD	No	Yds	Avg	Lg	TD
2013	Patriots	0/0	Injured Reserve									
2014	Patriots	0/0	0	0	0.0	0	0	0	0	0.0	0	0
<b>Totals - 2 Years</b>		<b>0/0</b>	<b>0</b>	<b>0</b>	<b>0.0</b>	<b>0</b>	<b>0</b>	<b>0</b>	<b>0</b>	<b>0.0</b>	<b>0</b>	<b>0</b>

## BOYCE'S CAREER GAME-BY-GAME

2013	Opponent	P/S	Receiving				Rushing				Kick Returns				Punt Returns									
			No	Yds	Avg	Lg	TD	No	Yds	Avg	Lg	TD	No	Yds	Avg	Lg	TD	No	FC	Yds	Avg	Lg	TD	
09/08	at Buffalo	p	-	-	-	-	-	-	-	-	-	-	-	-	-	-	-	-	-	-	-	-	-	
09/12	N.Y. Jets	p	-	-	-	-	-	-	-	-	-	-	-	-	-	-	-	-	-	-	-	-	-	
09/22	Tampa Bay	S	-	-	-	-	-	-	-	-	-	-	-	-	-	-	-	-	-	-	-	-	-	
09/29	at Atlanta	p	1	24	24.0	24	0	-	-	-	-	-	-	-	-	-	-	-	-	-	-	-	-	
10/06	at Cincinnati	p	-	-	-	-	-	-	-	-	-	-	-	-	-	-	-	-	-	-	-	-	-	
10/13	New Orleans		Inactive																					
10/20	at N.Y. Jets		Inactive																					
10/27	Miami		Inactive																					
11/03	Pittsburgh		Inactive																					
11/18	at Carolina	p	-	-	-	-	-	-	-	-	-	-	-	-	-	-	-	-	-	-	-	-	-	
11/24	Denver		Inactive																					
12/01	at Houston	p	1	6	6.0	6	0	-	-	-	-	6	149	24.8	41	0	-	-	-	-	-	-	-	
12/08	Cleveland	S	3	49	16.3	22	0	-	-	-	-	2	46	23.0	28	0	-	-	-	-	-	-	-	
12/15	at Miami	S	4	42	10.5	30	0	-	-	-	-	1	19	19.0	19	0	-	-	-	-	-	-	-	
12/22	at Baltimore		Inactive																					
12/29	Buffalo		Inactive																					
<b>2013 Totals</b>			<b>9/3</b>	<b>9</b>	<b>121</b>	<b>13.4</b>	<b>30</b>	<b>0</b>	<b>0</b>	<b>0</b>	<b>0.0</b>	<b>0</b>	<b>0</b>	<b>9</b>	<b>214</b>	<b>23.8</b>	<b>41</b>	<b>0</b>	<b>0</b>	<b>0</b>	<b>0.0</b>	<b>0</b>	<b>0</b>	<b>0</b>
01/11	Indianapolis		Placed on injured reserve 1/2/14																					
01/19	at Denver																							
<b>2013 Postseason</b>			<b>0/0</b>	<b>0</b>	<b>0</b>	<b>0.0</b>	<b>0</b>	<b>0</b>	<b>0</b>	<b>0</b>	<b>0.0</b>	<b>0</b>	<b>0</b>	<b>0</b>	<b>0</b>	<b>0.0</b>	<b>0</b>	<b>0</b>	<b>0</b>	<b>0</b>	<b>0.0</b>	<b>0</b>	<b>0</b>	<b>0</b>





# TOM BRADY



# 12

HT: 6-4 WT: 225

Born: 8/3/1977 Exp. (NFL/Patriots): 15/15

GP/GS (Playoffs): 209/207 (29/29) Acq: D6-00 (199th)

College: Michigan Hometown: San Mateo, Calif.

PRO BOWLS: SUPER BOWLS:

QUARTERBACK



## CAREER TRANSACTIONS

Tom Brady was drafted by the New England Patriots in the sixth round (199th overall) of the 2000 NFL Draft.

## CAREER HIGHLIGHTS

- ★ Brady is a 13-time Patriots team captain, elected to the position by his teammates every season since 2002.
- ★ Two-time NFL MVP (2007 & 2010).
- ★ Brady's overall record is 181-55 (.767) in regular-season and playoff games. It is the best record of any NFL quarterback in the Super Bowl Era (since 1966) with at least 100 starts.
- ★ Brady is 21-8 (.724) in the playoffs, the most playoff wins in NFL history.
- ★ His 29 postseason starts are the most by a quarterback in NFL history.
- ★ His nine conference title game starts and six conference championships are the most of any starting quarterback in the Super Bowl era.
- ★ Holds all-time postseason records for starts (29), wins (21), passing yards (7,345), completions (683), touchdowns (53) and multi-TD passing games (16).
- ★ Holds all-time Super Bowl records for starts (6), passing yards (1,605), completions (164) and touchdowns (13). Also holds single-game Super Bowl records for first-half completions (20) and total completions (37).
- ★ Brady's touchdown-to-interception ratio (2.74) ranks second in NFL history among all players with 2,000 or more passing attempts.
- ★ Brady has been elected to the Pro Bowl a team-record 10 times in his career (2001, 2004, 2005, 2007, 2009, 2010, 2011, 2012, 2013, 2014).
- ★ Won an NFL-record 31 consecutive home games from 2006-11.
- ★ Set an NFL record by attempting 358 consecutive passes from 2010-11 without throwing an interception.
- ★ Has amassed 22 four-touchdown games and 64 300-yard passing games in his 15-year career.
- ★ Has thrown 392 career touchdown passes, good for fourth all-time in NFL history.
- ★ Became the sixth player in NFL history to reach 50,000 career passing yards after completing 23-of-35 passes for 292 yards and two touchdowns in the win vs. Cincinnati (10/5/14) on Sunday Night Football.
- ★ Brady won 76 of his first 100 regular season starts, tying Roger Staubach's mark for most victories by a quarterback in his first 100 starts during the Super Bowl Era (since 1966).
- ★ Brady is the only quarterback in NFL history to start and win three Super Bowls before his 28th birthday, having quarterbacked the Patriots to victories in Super Bowl XXXVI when he was 24 years old, Super Bowl XXXVIII (26) and Super Bowl XXXIX (27).
- ★ Brady is the third quarterback in NFL history to lead his team to four or more Super Bowl wins, joining Terry Bradshaw (4) and Joe Montana (4).

- ★ Brady owns three Pete Rozelle Awards as Super Bowl MVP (XXXVI, XXXVIII and XLIX). He is just the second player in Super Bowl history to earn three MVP awards, joining Pro Football Hall of Famer Joe Montana (3).
- ★ Brady led a game-winning drive to break a tie or take the lead in the fourth quarter of each of the Patriots' four Super Bowl victories, becoming the only quarterback in NFL history to lead four such game-winning drives in the Super Bowl.
- ★ Brady won his first 10 playoff games, setting an NFL record for the most consecutive playoff wins.
- ★ Brady (24 years, 184 days old) was voted MVP of Super Bowl XXXVI and was the third-youngest player to earn the honor (Marcus Allen, 23 years and 301 days at Super Bowl XVIII and Lynn Swann, 23 years, 316 days at Super Bowl X).
- ★ Brady threw for 53 yards on the Patriots' game-winning drive in Super Bowl XXXVI, completing five of his eight passes. Two of his pass attempts were spiked to kill the game clock. With just 1:21 remaining, he moved the Patriots into field goal position without the benefit of timeouts.
- ★ Brady completed 13-of-15 passes for 124 yards and two touchdowns in the fourth quarter of Super Bowl XLIX to rally the Patriots from a 10-point deficit, marking the biggest fourth-quarter comeback in Super Bowl history.
- ★ Brady completed the first 162 passes of his career without an interception. It was the longest streak to start a career in NFL history and ranks third for most attempts without an interception in Patriots franchise history.

## SEASONAL HIGHLIGHTS

- ★ With 34 touchdown passes in 2012, reached 30 TD passes for the third straight season and became just the fifth player in NFL history with 30 or more touchdown passes in four separate seasons.
- ★ Finished 2011 with 5,235 passing yards and joined Peyton Manning (5,477 in 2013), Drew Brees (5,162 in 2013, 5,177 in 2012, 5,476 in 2011 and 5,069 in 2008), Dan Marino (5,084 in 1984) and Matthew Stafford (5,038 in 2011) as the only players in NFL history to reach 5,000 passing yards in a single season.
- ★ In 2010, became the first player in NFL history to be unanimously selected as the Associated Press Most Valuable Player.
- ★ Threw at least one touchdown pass in 52 straight regular-season games from 2010-2013. Brady's 52 straight games are second all time, behind Drew Brees (54).
- ★ In 2010, Brady set career records for touchdown-to-interception ratio (9.0) and interception percentage (0.8), throwing only four interceptions on 492 pass attempts in the regular season.
- ★ In 2007, Brady was named the NFL's Most Valuable Player, setting previous NFL records for most touchdown passes in a season (50) and the highest touchdown-interception differential (+42). The most games with three

PLAYERS

## BRADY'S SINGLE GAME CAREER HIGHS

### Regular Season:

Attempts:	65	vs. San Francisco (12/16/12)
Completions:	39	vs. Buffalo (9/14/09)
		vs. Kansas City (9/22/02)
Long:	99t	at Miami (9/12/11)
Yards:	517	at Miami (9/12/11)
Pct. (min. 20 att.):	.885	vs. Jacksonville (12/27/09)
Touchdowns:	6	at Miami (10/21/07)
		vs. Tennessee (10/18/09)
Rating:	158.3	at Detroit (11/25/10)
		at Miami (10/21/07)

or more touchdown passes (12), most touchdown passes in a month (20 in October 2007), and highest completion percentage in a game (92.9 percent on Jan. 12, 2008) are still NFL records. Brady's 117.2 passer rating in 2007 was the second highest of all-time, while his 4,806 passing yards were the third highest single-season total in league history up to that point.

★ In addition to the NFL records Brady set in 2007, he also set Patriots franchise records for highest completion percentage in a season (68.9 percent), highest passer rating in a season (117.2), highest passer rating in a game (158.3 on Oct. 21, 2007) and most touchdown passes in a game (6 on Oct. 21, 2007).

★ In 2007, Brady contributed to the Patriots' establishment of several previous NFL single-season team records, including most points scored in a season (589), largest point differential in a season (+315) and most touchdowns in a season (75). The Patriots became the first team in NFL history to complete a 16-0 regular season and tied the league's single-season mark with 18 overall victories.

★ Brady and receiver Randy Moss set an NFL single-season record in 2007 for most touchdown passes between a passer and a receiver (23), with Moss' 23 touchdown catches also setting a league record.

★ Brady tied an NFL record in 2005 by distributing his 26 touchdown passes to 12 different players. The only other NFL player to accomplish the feat was Brad Johnson in 2003.

★ Brady led the NFL with 28 touchdown passes in 2002 and became the first Patriot to lead the league in touchdown passes since Steve Grogan shared the lead with Cleveland's Brian Sipe (28) in 1979.

## EXTRA POINTS

★ Tom donated 1,500 laptops to One Laptop Per Child, a non-profit organization that provides rugged, low-cost, low-power laptops to schoolchildren across the globe. The laptops that Tom donated were distributed to children in 31 countries as well as Boys & Girls Clubs in every New England state. In February 2009, Tom visited the West End House Boys & Girls Club in Allston, Mass., to visit with the club's members and to demonstrate the laptop's capabilities.

★ When he was just four years old, Tom attended the 1981 NFC Championship Game with his father. He was in the stands at Candlestick Park when Joe Montana found Dwight Clark for "The Catch" that sent the 49ers to the Super Bowl.

★ Brady has been a consistent supporter of the Best Buddies program. Most recently, he served as an honorary chairman of the Best Buddies Challenge, participating in a flag football game in Boston and a bike ride on Cape Cod.

★ Brady threw at least two touchdown passes in each of the first five games of the 2002 season, the first Patriot to accomplish that feat and the first Patriot to throw for at least two touchdowns in five straight games in a single season since Butch Songin (10/23/60—11/18/60).

★ Brady was voted to the 2001 Pro Bowl and became just the second Patriots quarterback to receive the honor (Drew Bledsoe, 1994, 1996 and 1997).

★ Brady completed over 70 percent of his passes in four consecutive games during the 2001 season and joined an exclusive club of quarterbacks who accomplished the feat. He joined Joe Montana (8 games, 1989), Troy Aikman (4, 1995), Steve Young (4, 1993) and Sammy Baugh (4, 1945). He repeated the feat in 2007.

## ALL-TIME LEADER IN TD/INT RATIO

Over his career, Tom Brady has thrown 2.74 times more touchdowns than interceptions. His touchdown-to-interception ratio is the second best in NFL history among all players with 2,000 or more passing attempts.

### ALL-TIME NFL LEADERS / TOUCHDOWN-TO-INTERCEPTION RATIO

Player	Team(s)	Years	GP	TD	INT	Ratio
Aaron Rodgers	GB	2005-2014	110	226	57	3.96
<b>Tom Brady</b>	<b>NE</b>	<b>2000-2014</b>	<b>209</b>	<b>392</b>	<b>143</b>	<b>2.74</b>
Peyton Manning	IND/DEN	1998-2014	256	530	234	2.26
Tony Romo	DAL	2004-2014	151	242	110	2.20
Steve Young	TB/SF	1985-1999	169	232	107	2.17
Philip Rivers	SD	2004-2014	148	252	122	2.07
Drew Brees	SD/NO	2001-2014	202	396	194	2.04
Donovan McNabb	PHI/WAS/MIN	1999-2011	167	234	117	2.00
Matt Ryan	ATL	2008-2014	110	181	91	1.99
Joe Montana	SF/KC	1979-1994	192	273	139	1.96
Jeff Garcia	SF/PHI/TAM/CLE/DET	1999-2009	125	161	83	1.94

NOTE: Minimum 2,000 career passing attempts. Regular season only.

## SEASONAL REVIEWS

2014 (16/16, 3/3)

- ★ Won his fourth Super Bowl and third Super Bowl MVP award after completing a Super Bowl-record 37-of-50 passes for 328 yards and four touchdowns in the Patriots' 28-24 Super Bowl XLIX win vs. Seattle (2/1/15). Brady was 13-of-15 for 124 yards and two touchdowns in the final quarter to lead the team back from a Super Bowl-record 10-point, fourth-quarter deficit. He now owns all-time Super Bowl records for starts (6), passing yards (1,605), completions (164), touchdowns (13) and game-winning drives (4). His four Super Bowl wins and three Super Bowl MVPs are tied with Joe Montana for most in NFL history.
- ★ Earned his NFL-record sixth conference championship and became the NFL's all-time leading postseason passer after completing 23-of-35 passes for 226 yards and three touchdowns in the AFC Championship win vs. Indianapolis (1/18/15). Also rushed three times for 13 yards. It was Brady's 15th multi-touchdown postseason game, tying him with Brett Favre for the NFL record.
- ★ Completed 33-of-50 passes for 367 yards and three touchdowns in the AFC Divisional win vs. Baltimore (1/10/15), setting an NFL record with his 46th career

postseason touchdown pass. His 367 passing yards set a franchise postseason record, and it marked his seventh career playoff game with 300 or more passing yards. Also scored on a four-yard touchdown run in the first quarter, tying a Patriots record with five career postseason rushing touchdowns.

- ★ Named a co-captain for the 13th straight season.
- ★ Established a new franchise record with his 10th Pro Bowl selection.
- ★ Finished the regular season with 4,109 passing yards, marking his fourth straight 4,000-yard season and the seventh 4,000-yard season of his career.
- ★ Completed 8-of-16 passes for 80 yards in one half of play in the regular season finale vs. Buffalo (12/28).
- ★ Surpassed 4,000 passing yards for the seventh season after completing 23-of-35 passes for 182 yards and one touchdown in the win at N.Y. Jets (12/21). Joins Peyton Manning (14) and Drew Brees (9) as the only quarterbacks in NFL history with at least seven 4,000-yard seasons.
- ★ Became just the fifth player in NFL history to throw 390 touchdown passes after completing 21-of-35 passes for 287 yards and two touchdowns in the win vs. Miami

## HONORS & AWARDS

2014

Super Bowl XLIX MVP  
NFL Pro Bowl  
Pro Football Writers Association All-AFC Team  
AFC Offensive Player of the Month (October)  
Team Captain

2013

NFL Pro Bowl  
AFC Offensive Player of the Week (Wk. 12)  
Team Captain

2012

AFC Pro Bowl  
AFC Offensive Player of the Week (Wk. 4, 8 & 14)  
FedEx Air NFL Player of the Week (Wk. 4)  
Team Captain

2011

AFC Pro Bowl  
AFC Offensive Player of the Month (November)  
AFC Offensive Player of the Month (December/January)  
AFC Offensive Player of the Week (Wk. 1, 2 & 16)  
FedEx Air NFL Player of the Week (Wk. 1)  
Team Captain

2010

AFC Pro Bowl  
Associated Press Most Valuable Player (unanimous selection)  
Associated Press Offensive Player of the Year  
Associated Press All-Pro: First Team  
Sporting News Offensive Player of the Year  
Sporting News All-Pro  
Pro Football Weekly Most Valuable Player  
Pro Football Weekly/PFWA All-NFL Team  
Peter King's SI.com Most Valuable Player  
Peter King's SI.com Offensive Player of the Year  
Peter King's SI.com All-Pro Offensive Team  
AFC Offensive Player of the Month (Dec./Jan.)  
AFC Offensive Player of the Week (Wk. 12 & 13)  
FedEx Air NFL Player of the Week (Wk. 14)  
Team Captain

2009

AFC Pro Bowl  
AFC Offensive Player of the Month (October)  
AFC Offensive Player of the Week (Wk. 1, 6 & 16)  
Associated Press Comeback Player of the Year  
Team Captain

2007

AFC Pro Bowl  
Associated Press NFL Most Valuable Player  
Associated Press All-Pro: First Team  
Associated Press Male Athlete of the Year  
Associated Press NFL Offensive Player of the Year

Sporting News Sportsman of the Year

Sporting News NFL Player of the Year  
NFL MVP -- Pro Football Weekly/PFWA, USA Today,  
Dallas Morning News, Fort Worth Star-Telegram,  
San Francisco Chronicle  
NFL Alumni Quarterback of the Year  
NFL 101 Award: AFC Offensive Player of the Year  
AFC Offensive Player of the Month (Sept. & Oct.)  
AFC Offensive Player of the Week (Wk. 3, 6, 7, 14 and 17)  
FedEx Air NFL Player of the Week (Wk. 6, 7, 11 and 17)  
Team Captain

2006

FedEx Air NFL Player of the Week (Wk. 8)  
Peter King's SI.com Offensive Player of the Week (Wk. 13)  
Team Captain

2005

AFC Pro Bowl  
Sports Illustrated Sportsman of the Year  
FedEx Express NFL Player of the Year Finalist  
AFC Offensive Player of the Week (Wk. 5)  
Pro Football Weekly Offensive Player of the Week (Wk. 5)  
Vic Carucci's All-Vic Team -- NFL.com  
Team Captain

2004

AFC Pro Bowl  
Sporting News Sportsman of the Year  
Sports Illustrated NFL Player of the Year  
Monday Night Football Hungriest Player Award (Wk. 9)  
Team Captain

2003

Super Bowl XXXVIII MVP  
NFL MVP -- Dallas Morning News and SI.com  
NFL.com FedEx Air Player of the Week (Wk. 9 & Wk. 17)  
AFC Offensive Player of the Week (Wk. 9 & Wk. 17)  
Monday Night Football Hungriest Player Award (Wk. 9)  
USA Today's All-Joe Team  
Team Captain

2002

AFC Offensive Player of the Week (Wk. 1 & Wk. 9)  
Monday Night Football Horse Trailer  
Player of the Game (Wk. 1)  
Team Captain

2001

AFC Pro Bowl  
Super Bowl XXXVI MVP  
All Terry Team (Fox's Terry Bradshaw)  
AFC Offensive Player of the Week (Wk. 5 & Wk. 11)  
Miller Lite NFL Player of the Week (Wk. 12)  
Patriots Miller Lite Player of the Week (Wk. 5 & Wk. 12)  
Shaw's 12th Player Award

(12/14). It was his 10th straight game with two or more touchdown passes, the longest active streak in the NFL.

★ Passed Dan Marino for third all-time with his 64th 300-yard passing game in the win at San Diego (12/7), finishing 28-of-44 for 317 yards and two touchdowns. With 30 touchdown passes on the season, he became just the fourth player in NFL history with at least 30 touchdown passes in five seasons.

★ Reached 3,000 passing yards for the 12th time in his career after completing 22-of-35 passes for 245 yards and two touchdowns at Green Bay (11/30).

★ Tied Dan Marino for third all-time with his 63rd 300-yard passing game in the win vs. Detroit (11/23), finishing 38-of-53 for 349 yards and two touchdowns.

★ Completed 19-of-30 passes for 257 yards with two touchdowns and two interceptions in the win at Indianapolis (11/16), his first at Lucas Oil Stadium.

★ Started his 200th career game, completing 33-of-53 passes for 333 yards and four touchdowns with one

interception in the win vs. Denver (11/2). His 155 wins are the most by a quarterback in their first 200 starts in NFL history. With his 333 yards passing, he tied Brett Favre for the fourth-most 300-yard games in NFL history and passed John Elway for fifth on the all-time passing yards list. It was also Brady's 22nd career four-touchdown game, good for fourth in NFL history.

★ Earned AFC Offensive Player of the Month honors for October after leading the Patriots to a 4-0 record, completing 100-144 passes for 1,268 yards and 14 touchdowns with no interceptions and a quarterback rating of 129.1.


★ Completed 30-of-35 passes for 354 yards and five touchdowns in the win vs. Chicago (10/26), marking his highest single-game touchdown pass total since 2009 and the second highest single-game completion percentage (85.7%) in team history. His 17 games with four or more touchdown passes and no interceptions are tied with Drew Brees and Peyton Manning for the most in NFL history.

**BRADY'S COMEBACKS**

Tom Brady has engineered 47 career game-winning performances to lead his team to a victory from a fourth-quarter deficit or tie. He has accomplished the feat 38 times in the regular season and nine times in the playoffs (including four times in the Super Bowl).

**TOM BRADY'S GAME-WINNING PERFORMANCES (47)**

Date	Opp.	Score	Time Remaining			Passing Statistics				
			in Reg.	Att	Cmp	Yds	TD	Int	Final	
01/10/15	BAL*	28-31	10:17	9	8	72	1	0	35-31	
12/21/14	at NYJ	10-13	15:00	6	3	26	0	1	17-16	
12/07/14	at SD	13-14	15:00	8	7	112	1	0	23-14	
12/08/13	CLE	3-19	15:00	20	16	142	2	0	27-26	
12/01/13	at HOU	21-24	15:00	12	8	87	0	0	34-31	
11/24/13	DEN	21-24	15:00	19	12	100	1	0	34-31 ot	
10/13/13	NO	23-27	1:13	5	7	70	1	0	30-27	
09/08/13	at BUF	20-21	4:31	7	7	36	0	0	23-21	
10/21/12	NYJ	23-26	1:37	14	9	95	0	0	29-26 ot	
09/30/12	at BUF	21-21	15:00	7	4	78	2	0	52-28	
01/22/12	BAL^	16-20	15:00	6	3	20	0	0	23-20	
12/24/11	MIA	17-17	15:00	10	8	120	0	0	27-24	
10/16/11	DAL	13-16	2:31	9	8	80	1	0	20-16	
12/19/10	GB	21-27	13:49	6	5	82	1	0	31-27	
11/25/10	at DET	24-24	15:00	5	5	86	2	0	45-24	
10/17/10	BAL	10-20	14:53	16	24	156	1	1	23-20 ot	
09/14/09	BUF	13-24	5:32	13	11	112	2	0	25-24	
12/29/07	at NYG	23-28	15:00	12	8	130	1	0	38-35	
12/03/07	at BAL	17-24	14:25	17	7	113	1	0	27-24	
11/25/07	PHI	24-28	15:00	16	11	109	0	0	31-28	
11/04/07	at IND	10-20	9:42	10	8	144	2	0	24-20	
01/14/07	at SD*	13-21	8:35	14	9	122	1	1	24-21	
12/03/06	DET	13-21	13:07	15	14	101	0	0	28-21	
11/26/06	CHI	10-10	14:46	7	6	98	1	0	17-13	
09/10/06	BUF	14-17	15:00	6	3	58	0	1	19-17	
11/13/05	at MIA	15-16	2:53	2	2	76	1	0	23-16	
10/30/05	BUF	7-16	10:07	4	4	69	0	0	21-16	
10/09/05	at ATL	28-28	3:52	2	2	17	0	0	31-28	
09/25/05	at PIT	10-13	14:19	12	12	167	0	0	23-20	
02/06/05	PHI**	14-14	15:00	4	2	33	0	0	24-21	
10/03/04	at BUF	17-17	15:00	4	2	8	1	0	31-17	
02/01/04	CAR**	29-29	1:08	5	4	47	0	0	32-29	
01/10/04	TEN*	14-14	15:00	11	6	27	0	0	17-14	
11/30/03	at IND	31-31	10:21	6	3	31	1	0	38-34	
11/23/03	at HST	13-20	3:11	14	10	133	1	0	23-20 ot	
11/03/03	at DEN	23-26	2:51	4	5	58	1	0	30-26	
10/19/03	at MIA	13-13	15:00	10	7	147	1	0	19-13 ot	
10/05/03	TEN	24-27	4:40	1	1	15	0	0	38-30	
12/29/02	MIA	13-24	4:59	13	8	69	1	0	27-24 ot	
11/10/02	at CHI	19-30	5:16	14	9	116	2	0	33-30	
09/22/02	KC	38-38	0:00	5	4	46	0	0	41-38 ot	
02/03/02	STL**	17-17	1:21	8	5	53	0	0	20-17	
01/19/02	OAK*	3-13	15:00	27	20	138	0	0	16-13 ot	
12/16/01	at BUF	6-9	5:57	13	9	116	0	0	12-9 ot	
12/02/01	at NYJ	14-16	15:00	7	6	56	0	0	17-16	
10/14/01	SD	16-26	8:48	18	13	130	1	0	29-26 ot	
02/01/15	SEA**	14-24	15:00	15	13	124	2	0	28-24	



-Statistics are from the time noted until the end of the game \* Divisional Playoffs ^ AFC Championship \*\* Super Bowl



## SINGLE SEASON YARDS MARK

Tom Brady finished 2011 with 5,235 passing yards and joined Peyton Manning (5,477 in 2013), Drew Brees (5,177 in 2012, 5,476 in 2011 and 5,069 in 2008), Dan Marino (5,084 in 1984), Matthew Stafford (5,038 in 2011) as the only players in NFL history to reach 5,000 passing yards in a single season.

### NFL SINGLE-SEASON PASSING YARDS LEADERS

Player	YEAR	ATT	COMP	YARDS
Peyton Manning	2013	659	450	5,477
Drew Brees	2011	467	657	5,476
<b>Tom Brady</b>	<b>2011</b>	<b>611</b>	<b>401</b>	<b>5,235</b>
Drew Brees	2012	670	422	5,177
Drew Brees	2013	650	446	5,162
Dan Marino	1984	564	362	5,084
Drew Brees	2008	635	413	5,069
Matthew Stafford	2011	663	421	5,038

★ Became one of five NFL quarterbacks with at least 370 touchdown passes after completing 20-of-37 passes for 261 yards and three touchdowns in the win vs. N.Y. Jets (10/16). It was Brady's 200th game, placing him alongside Bruce Armstrong (212) and Julius Adams (206) as the only Patriots players to play in at least 200 games. The win was also Brady's 41st straight at home against an AFC opponent.

## FINAL MINUTE HEROICS

The win against the Browns on Dec. 8, 2013 was the sixth game in Tom Brady's career in which he threw a game-winning touchdown pass in the final minute of the fourth quarter to turn a Patriots deficit into a Patriots win. Brady's six last-minute, game-winning touchdown passes are listed below.

### TOM BRADY'S FINAL MINUTE, GAME-WINNING TOUCHDOWN PASSES

**11/10/02 at Chicago\* W 33-30**  
New England trailed 30-25 when Brady threw a 20-yard touchdown to David Patten with 21 seconds left to lift the Patriots to a 33-30 win.  
\*Champaign, Ill.

**11/3/03 at Denver W 30-26**  
The Patriots trailed 26-23 when Brady threw an 18-yard touchdown to David Givens with 30 seconds left to give the Patriots the win.

**12/3/07 at Baltimore W 27-24**  
New England trailed 24-20 when Brady threw an 8-yard touchdown to Jabar Gaffney with 44 seconds left to give the Patriots the win.

**10/16/11 vs. Dallas W 20-16**  
The Patriots trailed 16-13 when Brady threw an 8-yard touchdown pass to Aaron Hernandez with 22 seconds left to give New England a 20-16 win.

**10/13/13 vs. New Orleans W 30-27**  
New England trailed 27-23 when Brady threw a 17-yard touchdown pass to Kenbrell Thomkins with 5 seconds left to give the Patriots a 30-27 win.

**12/8/13 vs. Cleveland W 30-27**  
The Patriots trailed 26-21 when Brady threw a 1-yard touchdown pass to Danny Amendola with 31 seconds left to give New England a 27-26 win.

## ACTIVE QB WINNING PERCENTAGE

Minimum 32 Starts (two full seasons), Regular Season Only

Player	Team (s)	W	L	T	Pct.
<b>Tom Brady</b>	<b>NE</b>	<b>160</b>	<b>47</b>	<b>0</b>	<b>.773</b>
Russell Wilson	SEA	36	12	0	.750
Peyton Manning	DEN	179	77	0	.699
Andrew Luck	IND	33	15	0	.688
Aaron Rodgers	GB	70	33	0	.680
Ben Roethlisberger	PIT	106	52	0	.671
Joe Flacco	BAL	72	40	0	.643

## ALL-TIME LEADING PASSER

Tom Brady passed Drew Bledsoe on an 11-yard completion to Sam Aiken in the third quarter of the New Orleans (11/30) game in 2009 to become the Patriots all-time passing leader.

### PATRIOTS ALL-TIME LEADING PASSERS

Player	YEARS	ATT	COMP	YARDS
<b>Tom Brady</b>	<b>2000-14</b>	<b>7,168</b>	<b>4,551</b>	<b>53,258</b>
Drew Bledsoe	1993-01	4,518	2,544	29,657
Steve Grogan	1975-90	3,593	1,879	26,886

★ Became the fifth NFL player with at least 60 300-yard games after completing 27-of-37 passes for 361 yards and four touchdowns in the win at Buffalo (10/12). With the win, he improved his career record to 23-2 against the Bills and 19-1 when he throws at least four touchdowns.

★ Became the sixth player in NFL history to reach 50,000 career passing yards after completing 23-of-35 passes for 292 yards and two touchdowns in the win vs. Cincinnati (10/5) on Sunday Night Football. He was the fourth fastest to reach the mark, doing so in his 198th game. The win was also his 40th straight regular season home win as a starting quarterback against an AFC opponent.

★ Completed 14-of-23 passes for 159 yards and one touchdown at Kansas City (9/29) for his 43rd touchdown pass on Monday Night Football, moving past Steve Young for the third-most touchdown passes on Monday Night Football.

## BRADY CAREER NOTES

- Tom Brady has quarterbacked the Patriots to victories in 160 of his 207 career regular-season starts, third-most wins all time.
- Brady finished the 2014 season with 4,109 passing yards, marking the seventh time in his career that he has reached 4,000 passing yards. He joined Dan Marino (6), Brett Favre (6), Drew Brees (9) and Peyton Manning (14) as the only players to have at least six seasons with 4,000 passing yards.
- Tom Brady earned his 12th division championship in 2014, an NFL record. Peyton Manning is second with 11 division titles.
- Tom Brady guided the Patriots to 12 wins in 2014. Since entering the NFL in 2000, Brady's teams have reached 12 regular-season wins in nine different seasons, second all-time behind Peyton Manning.
- Tom Brady (53,258) became the sixth NFL player to reach 50,000 passing yards on a 27-yard pass to TE Rob Gronkowski vs. Cincinnati (10/5/14).
- Brady's 4,551 completions are fifth-most all time.

- ★ Led the Patriots to a 16-9 win vs. Oakland (9/21) for his 150th career regular season win, becoming the third NFL quarterback to reach that milestone, joining Brett Favre (186) and Peyton Manning (169).
- ★ Led the Patriots to a 30-7 win at Minnesota (9/14) for his 149th career regular season win to move past Hall of Famer John Elway into sole possession for third on the all-time list among starting quarterbacks. It was also his 195th game, putting him third all-time in most games played as a Patriot.
- ★ Started in the season opener at Miami (9/7) and passed for 249 yards and one touchdown.

### 2013 (16/16, 2/2)

- ★ Named a co-captain for the 12th straight season.
- ★ Named to his ninth career Pro Bowl.
- ★ Started all 16 regular-season games and passed for 4,343 yards and 25 touchdowns. Eclipsed 4,000 yards passing for the sixth time in his career.
- ★ Became the fifth quarterback to reach 140 wins and guided the team to 12 regular-season wins for the eighth time in his career to help claim an 11th AFC East crown in 13 years.
- ★ Engineered five game-winning performances to lead the team to victory in 2013:
  - Week 1 at Buffalo
  - Week 6 vs. New Orleans
  - Week 12 vs. Denver
  - Week 13 at Houston
  - Week 14 vs. Cleveland

### RECORDING SUCCESS

Tom Brady has quarterbacked the Patriots to victories in 160 of his 207 career regular-season starts, compiling a .773 winning percentage and giving him the best record of any quarterback in the Super Bowl era (since 1966). Including his 21-8 record in the playoffs, he has a 181-55 overall record.

#### TOP WINNING PERCENTAGES IN SUPER BOWL ERA

(Since 1966, Minimum 50 Starts, Regular Season Only)

Player	Team(s)	Years	W	L	T	Pct.
<b>Tom Brady</b>	<b>NE</b>	<b>2000-14</b>	<b>160</b>	<b>47</b>	<b>0</b>	<b>.773</b>
Roger Staubach	DAL	1969-79	85	29	0	.746
Joe Montana	SF/KC	1979-94	117	47	0	.713

#### MOST VICTORIES / FIRST 100 STARTS IN SUPER BOWL ERA

Player	Team(s)	1st Start	100th Start	Wins
<b>Tom Brady</b>	<b>NE</b>	<b>09/30/01</b>	<b>10/14/07</b>	<b>76</b>
Roger Staubach	DAL	09/20/70	09/16/79	76
Ken Stabler	OAK/HOU	10/17/71	09/21/80	72
Terry Bradshaw	PIT	09/20/70	11/27/78	68
Brett Favre	GB	09/27/92	10/25/98	68
Joe Montana	SF	01/22/79	09/18/88	68

#### QUARTERBACKS WITH THREE OR MORE SUPER BOWL VICTORIES

Quarterback	Team	Wins
<b>Tom Brady</b>	<b>NE</b>	<b>4</b>
Terry Bradshaw	PIT	4
Joe Montana	SF	4
Troy Aikman	DAL	3

#### PLAYERS WITH MULTIPLE SUPER BOWL MVP AWARDS

Player	Team	MVPs
<b>Tom Brady</b>	<b>NE</b>	<b>3</b>
Joe Montana	SF	3
Terry Bradshaw	PIT	2
Eli Manning	NYG	2
Bart Starr	GB	2

- ★ Posted four 300-yard passing performances:

- Week 4 at Atlanta (316)
- Week 12 vs. Denver (344)
- Week 13 at Houston (371)
- Week 15 at Miami (364)

- ★ Compiled two 400-yard passing performances:

- Week 9 vs. Pittsburgh (432)
- Week 14 vs. Cleveland (418)

- ★ Made his eighth start in a Conference Championship game and joined Charlie Waters and Jack Reynolds for the most starts in a Conference Championship in NFL history.

- ★ Engineered the 27th fourth-quarter come-from-behind win of his career and eclipsed 45,000 career passing yards on 29-of-52 passing for 288 yards and two touchdowns at Buffalo (9/8).

### SEASONS TO REMEMBER

Tom Brady has had multiple memorable passing seasons.

#### ALL-TIME NFL LEADERS / SINGLE SEASON TD PASSES

Player	Team	Year	TD
Peyton Manning	DEN	2013	55
<b>Tom Brady</b>	<b>NE</b>	<b>2007</b>	<b>50</b>
Peyton Manning	IND	2004	49
Dan Marino	MIA	1984	48
Drew Brees	NO	2011	46
Aaron Rodgers	GB	2011	45
Dan Marino	MIA	1986	44
Drew Brees	NO	2012	43
Matthew Stafford	DET	2011	41
Kurt Warner	STL	1999	41
Andrew Luck	IND	2014	40
<b>Tom Brady</b>	<b>NE</b>	<b>2011</b>	<b>39</b>
Peyton Manning	DEN	2014	39
Drew Brees	NO	2013	39
Aaron Rodgers	GB	2012	39
Daunte Culpepper	MIN	2004	39
Brett Favre	GB	1996	39

#### ALL-TIME LEADERS / SINGLE-SEASON TD-INT DIFFERENTIAL

Player	Team	Season	TD	INT	Diff.
Peyton Manning	DEN	2013	55	10	+45
<b>Tom Brady</b>	<b>NE</b>	<b>2007</b>	<b>50</b>	<b>8</b>	<b>+42</b>
Aaron Rodgers	GB	2011	45	6	+39
Peyton Manning	IND	2004	49	10	+39
<b>Tom Brady</b>	<b>NE</b>	<b>2010</b>	<b>36</b>	<b>4</b>	<b>+32</b>
Aaron Rodgers	GB	2012	39	8	+31
Dan Marino	MIA	1984	48	17	+31

#### ALL-TIME LEADERS / SINGLE-GAME COMP. PERCENTAGE

Player	Team	Date	Opponent	Cmp	Att	Pct.
<b>Tom Brady</b>	<b>NE</b>	<b>01/12/08</b>	<b>JAX</b>	<b>26</b>	<b>28</b>	<b>92.9</b>
Kurt Warner	ARI	09/20/09	JAX	26	24	92.3
Vinny Testaverde	CLV	12/26/93	LA Rams	21	23	91.3
Ken Anderson	CIN	11/10/74	PIT	20	22	90.9
Lynn Dickey	GB	12/13/81	GB	19	21	90.5

NOTE: Includes all regular-season and playoff games since 1920. Minimum 20 attempts.

#### ALL-TIME NFL LEADERS / SINGLE-SEASON PASSING YDS

Player	Team	Season	Yards
Peyton Manning	DEN	2013	5,477
Drew Brees	NO	2011	5,476
<b>Tom Brady</b>	<b>NE</b>	<b>2011</b>	<b>5,235</b>
Drew Brees	NO	2012	5,177
Drew Brees	NO	2013	5,162
Dan Marino	MIA	1984	5,084
Drew Brees	NO	2008	5,069
Matthew Stafford	DET	2011	5,038
Matthew Stafford	DET	2012	4,967
Drew Brees	NO	2014	4,952
Ben Roethlisberger	PIT	2014	4,952
Eli Manning	NYG	2011	4,933
Tony Romo	DAL	2012	4,903
Kurt Warner	STL	2001	4,830
<b>Tom Brady</b>	<b>NE</b>	<b>2012</b>	<b>4,827</b>
<b>Tom Brady</b>	<b>NE</b>	<b>2007</b>	<b>4,806</b>



- ★ Became the fifth quarterback in NFL history with at least 140 wins after the Patriots' win at Atlanta (9/29). Also became the fifth quarterback with 340 touchdown passes and extended his streak to 52 straight games with at least one touchdown pass.
- ★ Ended his streak at 52 straight games with at least one touchdown after the Patriots were held out of the end zone at Cincinnati (10/6). Brady's streak is the second longest touchdown streak in NFL history, behind Drew Brees (54).
- ★ Led the Patriots on an 8-play, 70-yard game-winning drive vs. New Orleans (10/13), ending in a 17-yard touchdown pass to Kenbrell Thompkins with five seconds left that gave New England a 30-27 win. The victory marked the 38th time that Brady has led his team to victory following a fourth quarter deficit or tie. In the process, Brady tied Fran Tarkenton in fourth place on the all-time touchdown pass list (342) and moved past Vinny Testaverde for eighth place on the NFL's all-time passing list with 46,286 career passing yards.
- ★ Trailing 17-3 at halftime, Brady and the Patriots offense scored 24 unanswered points in the second half for a 27-17 win vs. Miami (10/27). Brady threw a touchdown pass to Aaron Dobson and picked up a key first down in the fourth quarter with an 8-yard scramble on a fourth-and-4.
- ★ Amassed his 19th career four-touchdown game and 55th career 300-yard passing game vs. Pittsburgh (11/3) by completing 23-of-33 passes for 432 yards and four touchdowns. Brady set a new NFL record with his 15th

- career four-plus touchdown and no interception game. He also tied an NFL record by leading the Patriots to 50-plus points for the sixth time in his career in a 55-31 win. Connected with Aaron Dobson on an 81-yard touchdown pass in the fourth quarter, tying the fifth-longest pass in Brady's career and is the sixth touchdown pass of 80 or more yards in his career.
- ★ Made his 185th regular-season start under Bill Belichick at Carolina (11/18), marking the most starts by a quarterback under one coach in NFL history. Became the sixth QB in NFL history to reach 4,000 completions in 187 games, third fastest behind Drew Brees (169 games) and Peyton Manning (183 games).
- ★ Engineered the 39th game-winning performance of his career following a fourth-quarter deficit or tie vs. Denver (11/24). The Patriots trailed, 24-0 at halftime and Brady completed 34-of-50 passes for 344 yards and three second-half touchdowns, and the Patriots won in overtime. Became the fifth quarterback in NFL history to pass for 350 TDs when he connected with Rob Gronkowski for a 6-yard score in the third quarter. Named AFC Offensive Player of the Week for the first time this year and 24th time of his career.
- ★ Reached 3,000 yards passing for the 11th time in his career at Houston (12/1), completing 29-of-41 passes for 371 yards and two touchdowns for his 40th career win after facing a fourth-quarter deficit or tie. It was Brady's 57th career 300-yard passing game and is now one of six QBs with 11 3,000-yard passing seasons.

### TOM BRADY'S TOUCHDOWN TARGETS

Tom Brady has thrown touchdown passes to 53 different players in the regular season and 24 different players in the playoffs. Below is a breakdown of Brady's total number of touchdown passes to each receiver.

<b>REGULAR SEASON (392)</b>	<b>Aaron Dobson</b> ..... 4 Bethel Johnson ..... 4 Brandon Lloyd ..... 4 Donte' Stallworth ..... 4 Kenbrell Thompkins ..... 4 Danny Woodhead ..... 4 <b>Danny Amendola</b> ..... 3 Doug Gabriel ..... 3 Chad Jackson ..... 3 Antowain Smith ..... 3 Jermaine Wiggins ..... 3 Sam Aiken ..... 2 Kyle Brady ..... 2 Chris Baker ..... 2 Alge Crumpler ..... 2 Corey Dillon ..... 2 Tim Dwight ..... 2 Marc Edwards ..... 2 Donald Hayes ..... 2 Brandon Tate ..... 2	Tom Ashworth ..... 1 Larry Centers ..... 1 Cam Cleeland ..... 1 Andre' Davis ..... 1 Heath Evans ..... 1 Terry Glenn ..... 1 <b>Michael Hoomanawanui</b> 1 Charles Johnson ..... 1 Laurence Maroney ..... 1 Matthew Mulligan ..... 1 Chad Ochocinco ..... 1 Patrick Pass ..... 1 David Thomas ..... 1 <b>Brian Tyms</b> ..... 1 <b>Dedric Ward</b> ..... 1 <b>TOTAL</b> ..... <b>392</b>	Deion Branch ..... 4 <b>Julian Edelman</b> ..... 4 Wes Welker ..... 4 Jabar Gaffney ..... 3 Benjamin Watson ..... 3 <b>Danny Amendola</b> ..... 2 Aaron Hernandez ..... 2 <b>Brandon LaFell</b> ..... 2 <b>Shane Vereen</b> ..... 2 Mike Vrabel ..... 2 Troy Brown ..... 1 Reche Caldwell ..... 1 Alge Crumpler ..... 1 <b>James Develin</b> ..... 1 Kevin Faulk ..... 1 Daniel Graham ..... 1 Bethel Johnson ..... 1 Brandon Lloyd ..... 1 Randy Moss ..... 1 David Patten ..... 1 <b>Nate Solder</b> ..... 1 <b>Danny Woodhead</b> ..... 1 <b>TOTAL</b> ..... <b>53</b>
	<b>PLAYOFFS (53)</b> David Givens ..... 7 <b>Rob Gronkowski</b> ..... 6		

#### TOM BRADY'S MILESTONE TOUCHDOWNS

No.	Date	Opponent	Stadium	Receiver	Yards
1	Oct. 14, 2001	vs. San Diego	Foxboro Stadium	Terry Glenn	21
25	Sept. 22, 2002	vs. Kansas City	Gillette Stadium	Troy Brown	9
50	Sept. 28, 2003	at Washington	FedEx Field	David Givens	29
75	Oct. 3, 2004	at Buffalo	Ralph Wilson Stadium	David Patten	30
100	Sept. 18, 2005	at Carolina	Bank of America Stadium	Daniel Graham	1
125	Sept. 10, 2006	vs. Buffalo	Gillette Stadium	Kevin Faulk	17
150	Sept. 9, 2007	at N.Y. Jets	Giants Stadium	Randy Moss	51
175	Oct. 28, 2007	vs. Washington	Gillette Stadium	Mike Vrabel	2
197*	Dec. 29, 2007	at N.Y. Giants	Giants Stadium	Randy Moss	65
200	Sept. 27, 2009	vs. Atlanta	Gillette Stadium	Chris Baker	36
250	Dec. 12, 2010	vs. N.Y. Jets	Gillette Stadium	Brandon Tate	4
300	Jan. 1, 2012	vs. Buffalo	Gillette Stadium	Rob Gronkowski	7
350	Nov. 24, 2013	vs. Denver	Gillette Stadium	Rob Gronkowski	6

\*-Brady's 50th touchdown pass of the 2007 season, setting a then single-season NFL record

## GAME-WINNING DRIVES

Brady has 38 game winning drives in the fourth quarter or overtime in the regular season.

### MOST GAME WINNING DRIVES IN THE FOURTH QUARTER OR OVERTIME

#### Regular Season

Player	Teams	Fourth Quarter	
		Game-Winning Drives	
1. Peyton Manning	IND/DEN		50
2. Dan Marino	Miami		47
3. Brett Favre	GB/NYJ/MIN		43
4. John Elway	Denver		40
5. <b>Tom Brady</b>	<b>New England</b>		<b>38</b>
6. Warren Moon	HOU/MIN/SEA/KC		35

★ Led the Patriots to their third consecutive fourth-quarter comeback win vs. Cleveland (12/8) by throwing two touchdown passes in the final 1:01. Brady threw for over 200 yards in the second half for the third straight week and 418 yards total - marking the 58th 300-yard passing game of his career and his fourth in five weeks. The fifth comeback of the season ties a career high achieved in 2005 and 2007.

★ Eclipsed 4,000 yards passing for the sixth time in his career and passed John Elway for fifth place in NFL annals for pass completions at Miami (12/15). Also passed for over 300 yards for the fourth straight game, fifth in six weeks and 59th time in his career.

★ Tied Dan Marino with his 147th career win at Baltimore (12/22), for fourth place in NFL history. With the win, Brady also earned his NFL record 11th division championship.

★ Tied John Elway for third on the all-time win list with his 148th career win vs. Buffalo (12/29). Finished 2013 with 4,343 passing yards, marking the third straight season and sixth of his career with 4,000 yards passing. Also guided the Patriots to their 11th AFC East title since 2001.

★ Set a new NFL record with his 25th career playoff start and with 198 passing yards in the Divisional Playoff win vs. Indianapolis (1/14). Brady added to his NFL all-time passing record in the postseason and became the first player to ever reach 6,000 yards passing in the playoffs. Was also forced into holding duties on extra points after punter Ryan Allen left with a shoulder injury and did not return.

★ Tied an NFL record with his eighth start in a conference championship game at Denver (1/19) and ran for his fourth career postseason touchdown and added one touchdown pass.

### 2012 (16/16, 2/2)

★ Named a co-captain for the 11th straight season.

★ Named to his eighth career Pro Bowl.

★ Started all 16 regular season games and passed for 4,827 yards and 34 touchdowns. Eclipsed 4,000 yards for the fifth time in his career, joining Brett Favre (6), Dan Marino (6), Drew Brees (7) and Peyton Manning (12) as the only players to have at least five seasons with 4,000 yards. Averaged 301.7 yards per game in 2012 and joined Drew Brees as the first NFL players to average 300 yards in three seasons.

★ Reached 34 touchdowns in 2012, eclipsing 30 for the third straight year and fourth time in his career. Brady is the fourth quarterback in NFL history to have 30 or more touchdown passes in at least four seasons and the third quarterback in NFL history with three or more straight

## TOM BRADY'S RECORD AS A STARTER

	Reg. Season	Playoffs	Total
Overall:	160-47	21-8	181-55
Home:	90-14	14-3	104-17
Road:	70-33	7-5*	77-38*
<b>By Yardage Total</b>			
Less than 200:	35-16	4-1	39-17
200-299:	72-20	11-5	83-25
300 or more:	53-11	6-2	59-13
<b>Other Records</b>			
vs. AFC East	63-16	1-1	64-17
vs. NFC	41-11	4-2	45-13
On Artificial Turf:	95-14	10-5	105-19
Indoors	12-3	3-3	15-3
Temp. below 40	34-5	11-2	45-7
Temp. below 35	20-5	9-2	29-7
Temp. below 30	9-2	9-1	18-3
Temp. below 25	2-0	6-1	8-1
Thanksgiving or later:	61-13	21-8	82-21
Leading at Halftime:	122-14	14-4	136-18
Leading after 3 Qtrs:	131-8	13-3	144-11
Overtime:	9-2	1-0	10-2
Final margin <7 pts:	42-9	9-3	51-12
Final margin <4 pts:	29-12	7-1	36-13
Passer rating >100.0:	88-6	10-0	98-6

\*-Includes six Super Bowls at neutral sites

## 4,000 YARDS & 30+ TD

Tom Brady reached 4,000 yards for the for the seventh time in his career in 2014. He joined Peyton Manning (14) and Drew Brees (9) as the only players to have at least seven seasons with 4,000 yards. Brady reached 30-plus touchdown passes in 2012 after finishing with 34 for his third straight 30-touchdown season. He is the fourth quarterback in NFL history to have 30 or more touchdown passes in at least four seasons and the fourth quarterback in NFL history with three or more straight seasons with 30 or more touchdowns.

### MOST SEASONS WITH 30-PLUS TOUCHDOWN PASSES

Brett Favre	9
Peyton Manning*	9
Drew Brees*	7
<b>Tom Brady*</b>	<b>5</b>
Dan Marino	4

\*Active

## 300 TOUCHDOWNS

Brady became the 6th player in NFL history to reach 300 touchdowns with a 7-yard TD pass to TE Rob Gronkowski in the fourth quarter of the Buffalo game (1/1/12). He was one of the fastest players to reach this milestone.

### FASTEST TO 300 TOUCHDOWN PASSES

Games	Player	Team (s)	NFL Debut	300th TD
157	Dan Marino	MIA	9/19/83	9/4/94
157	Peyton Manning	IND	9/6/98	12/9/07
161	<b>Tom Brady</b>	<b>NE</b>	<b>11/23/00</b>	<b>1/1/12</b>
167	Brett Favre	ATL/GB	10/27/91	10/13/02
234	John Elway	DEN	9/4/83	12/28/98



seasons with 30 or more touchdowns.

★ Completed 401 passes to up his career total to 3,798 completions, eighth in NFL history. Also moved into ninth place on the passing yards list with 44,806 career yards through the air.

★ Added a career-high four rushing touchdowns.

★ Started both postseason games and went 54 for 94 for 664 yards passing, four touchdowns and an 84.7 passer rating.

★ Was designated AFC Player of the Week three times:

- Week 4 at Buffalo (9/30) after throwing for 340 yards and three touchdowns. Also rushed once for a 4-yard touchdown.
- Week 8 after a 304-yard effort with a season-high tying four touchdowns at St. Louis (10/28).
- Week 14 vs. Houston (12/10) after completing 21 passes for 296 yards and four touchdowns in a win over the Texans on Monday Night Football.

★ Also earned FedEx Air NFL Player of the Week (Wk. 4).

★ Exceeded 300 yards passing eight times in 2012, raising his career total to 53, good for fifth in NFL history.

- Week 2 vs. Arizona (316 yds)
- Week 3 at Baltimore (335)
- Week 4 at Buffalo (340)
- Week 6 at Seattle (395)
- Week 8 at St. Louis (304)
- Week 11 vs. Indianapolis (331)
- Week 12 vs. N.Y. Jets (323)
- Week 15 vs. San Francisco (443)

★ Moved past Joe Montana with his 17th career playoff win on 25 for 40 passing for 344 yards and three touchdowns in the 41-28 AFC Divisional Playoff win vs. Houston (1/13).

★ Moved past Johnny Unitas into second place all time by throwing a touchdown pass in his 48th straight regular season game in the win vs. Miami (12/30). Also quarterbacked the Patriots to their seventh 12-win season and set the NFL record for most first downs in a season with 444.

★ Threw for the second-highest single game yardage total of his career (443) on a career-high 65 pass attempts with 36 completions in the loss vs. San Francisco (12/16). Also reached 30 touchdowns for the fourth time in his career, making him the fourth quarterback in NFL history with 30 or more touchdown passes in at least

### 300-YARD PASSING GAMES

Brady had his 64th NFL game with 300 or more yards passing at San Diego (12/7/14) and ranks third among active NFL quarterbacks, behind NFL-leader Peyton Manning (92) and Drew Brees (87). The Patriots are 53-11 when Brady throws for 300 or more yards.

#### NFL QUARTERBACK 300-YARD GAMES (\*ACTIVE)

Player	300-Yard Games
Peyton Manning*	92
Drew Brees*	87
<b>Tom Brady*</b>	<b>64</b>
Dan Marino	63
Brett Favre	62
Kurt Warner	52
Dan Fouts	51
Warren Moon	49
Tony Romo*	45
Philip Rivers*	45

four seasons and the third quarterback in NFL history with three or more consecutive seasons with 30 or more touchdowns. Rushed for his fourth TD of the season, a new single-season career high.

★ Earned his record 23rd career AFC Offensive Player of the Week award for his performance in the win vs. Houston (12/10) after throwing four touchdown passes. It was the 18th game of his career with four or more TDs and the 14th time he has throw for four scores and no interceptions.

★ Became the first quarterback in NFL history to win 10 division titles with the Patriots' win at Miami (12/2). Also ended a streak of 201 pass attempts without an interception when he threw a pick in the first quarter, his first since a fourth quarter interception at Seattle on Oct. 14.

★ Moved into 10th place on the NFL's all-time passing list, went over 3,000 yards in a season for the 10th time in his career and totaled three touchdown passes on 18 for 28 passing for 323 yards at N.Y. Jets (11/22). Also tied his career high by rushing for his third TD of the season.

★ Had his 17th career four touchdown pass performance in the win at St. Louis (10/28). Brady was named AFC Offensive Player of the Week for his efforts.

★ Engineered his 36th career game-winning performance following a fourth-quarter deficit or tie in overtime win vs. N.Y. Jets (10/21). Brady completed 26 of 42 passes for 259 yards and two touchdowns and led two key drives late in the game - the first was a six-play, 54-yard drive in the final two minutes of the fourth quarter that led to the game-tying field goal and the second was a 12-play, 54-yard drive that set up the game-winning field goal.

★ Threw for over 300 yards for the third consecutive game on 22 for 36 passing for 340 yards in the win at Buffalo (9/30). Also rushed once for 4 yards and his first rushing touchdown of the season. For his efforts, earned AFC Offensive Player of the Week for the for the 21st time in his career. Also earned Fed-Ex Air NFL Player of the Week.

#### 2011 (16/16, 3/3)

★ Started all 16 regular season games and finished with a single-season franchise record 5,235 passing yards, threw for 39 touchdown passes and amassed a 105.6 passer rating.

★ Added a then career-high three rushing touchdowns.

### WINNINGEST COACH/QB TANDEM

Bill Belichick and Tom Brady are 160-46 (.777) as a head coach-starting quarterback tandem, marking the best winning percentage of any coach-quarterback pair since the 1970 AFL-NFL merger.

#### WINNINGEST COACH/QB TANDEM SINCE 1970

(Regular Season Only, by winning percentage)

QB/Head Coach	Team(s)	W	L	T	Pct.
<b>Tom Brady/Bill Belichick</b>	<b>NE</b>	<b>160</b>	<b>47</b>	<b>0</b>	<b>.773</b>
Ken Stabler/John Madden	OAK	60	19	1	.756
Jim McMahon/Mike Ditka	CHI	46	15	0	.754
Peyton Manning/Tony Dungy	IND	73	24	0	.753

#### WINNINGEST COACH/QB TANDEM SINCE 1970

(Regular Season Only, by victories)

QB/Head Coach	Team(s)	W	L	T	Pct.
<b>Tom Brady/Bill Belichick</b>	<b>NE</b>	<b>160</b>	<b>47</b>	<b>0</b>	<b>.773</b>
Dan Marino/Don Shula	MIA	116	68	0	.630
Terry Bradshaw/Chuck Noll	PIT	107	51	0	.611



## CAREER WINS

### MOST CAREER WINS AS A STARTER (Regular season only)

Name	W	L	T	Pct.
Brett Favre	186	112	0	.624
Peyton Manning	179	77	0	.699
<b>Tom Brady</b>	<b>160</b>	<b>47</b>	<b>0</b>	<b>.773</b>
John Elway	148	82	1	.643
Dan Marino	147	93	0	.613
Fran Tarkenton	124	109	6	.531
Johnny Unitas	119	64	4	.647
Joe Montana	117	47	0	.713
Drew Brees	117	85	0	.579
Terry Bradshaw	107	51	0	.677
Warren Moon	102	98	0	.510

★ Brady had a career-best 11 300-yard games in the 2011 season which is the second most 300-yard games in a single season. The NFL record for most 300-yard games in a season is 13 by Drew Brees in 2011.

★ Started all three postseason games and completed 75 of 111 passes for 878 yards (67.6%) and eight touchdowns with a 100.4 passer rating.

★ Named to his seventh career Pro Bowl.

★ Earned AFC Offensive Player of the Month honors twice (November and December/January).

★ Was designated AFC Player of the Week three times:

- Week 1 at Miami (9/12) after throwing for 517 yards and four touchdowns, including a 99-yard touchdown pass to Wes Welker.

- Week 2 after a 423-yard effort with three touchdowns vs. San Diego (9/18).

- Week 16 vs. Miami (12/24) after leading the Patriots on five straight second half scoring drives to help rally the Patriots from a 17-0 deficit to a 27-24 win over the Dolphins.

★ Named the AFC Offensive Player of the Week and FedEx Air NFL Player of the Week honors for his record-breaking performance in the season opener in Miami (9/12) after setting a personal and franchise record with 517 passing yards.

★ In Week 2 vs. San Diego (9/18), Brady became the first of the 11 500-yard passers to follow up his 500-yard performance by throwing for 400 or more yards. Before Brady's performance against the Chargers, only Drew Brees (2006) had followed-up a 500-yard game with 300 or more passing yards.

★ Brady threw three touchdowns against Buffalo in the 2011 season finale (1/1/12), marking Brady's 14th game in 2011 with two or more touchdowns, tying his franchise record for most games with two or more touchdowns in a season. Brady had 14 such games in 2007. The NFL record for most games with two or more touchdown passes in a season is 15 by Dan Marino in 1984.

★ Set an NFL record for consecutive completions in Super Bowl XLVI vs. N.Y. Giants (2/5) with 16. Became the all-time Super Bowl leader in passing yards (1,277), most passes (197) and most completions (127) with his performance in Super Bowl XLVI (2/5).

★ Led his seventh career fourth-quarter playoff comeback, making a one-yard touchdown plunge on fourth-and-goal from the one-yard line in the fourth quarter to give the Patriots a final 23-20 lead in the AFC Championship game vs. Baltimore (1/22). Tied Joe Montana for the NFL record for most playoff victories (16) and tied John Elway for most conference championships (5) by a starting quarterback.

## NO INTERCEPTIONS

Tom Brady set an NFL record with 358 consecutive pass attempts without an interception. Brady eclipsed Bernie Kosar's record of 308 pass attempts on Dec. 26, 2010 in Buffalo.

### PASS ATTEMPTS WITHOUT AN INTERCEPTION

Player	Team	Year	Attempts
<b>Tom Brady</b>	<b>New England</b>	<b>2010-11</b>	<b>358</b>
Bernie Kosar	Cleveland	1990-91	294
Bart Starr	Green Bay	1964-65	308
Jeff George	Indianapolis/Atlanta	1993-94	279
Rich Gannon	Oakland	2001	277
Jason Campbell	Washington	2007-08	271

### 11 STRAIGHT WITHOUT AN INTERCEPTION

Brady finished the 2010 season with 11 straight starts without an interception. That is the most consecutive starts without an interception in the NFL since the 1970 merger. The previous best was nine straight by Jason Campbell (2007-08) and Bernie Kosar (1991).

### NFL RECORD: NINE CONSECUTIVE GAMES WITH TWO TDs AND NO INTERCEPTIONS

Brady set an NFL record by throwing at least two touchdowns without an interception in each of the final nine games of the 2010 season. Brady passed Don Meredith's previous record of six straight games with two or more touchdowns and no interceptions (1965-66).

★ Set a franchise record for most passing yards in a playoff game with 363 vs. Denver (1/14) in the Divisional Playoffs and tied an NFL postseason record with six touchdown passes. Completed 26-of-34 passes for six touchdowns, one interception and a QB rating of 137.6 vs. Denver (1/14).

★ Threw for 39 touchdowns in 2011, marking the second highest total of his career (50 in 2007) and making him the only player in NFL history with at least two seasons with 39 or more touchdown passes.

★ Completed 23-of-34 passes for 320 yards, two touchdowns and no interceptions at Denver (12/18) to become the second player in NFL history to record three seasons with 35 TDs or more. Added his first rushing touchdown of the season on a 1-yard rush in the second quarter.

★ Threw two touchdown passes to Rob Gronkowski, who set an NFL record for TD receptions by a tight end in a season at Washington (12/11). Completed 22-of-37 passes for 357 yards and three TDs at Washington (12/11), moving him over 4,000 passing yards on the season for the fourth time in his career.

★ With a win at the N.Y. Jets (11/13), Brady and Belichick surpassed Pro Football Hall of Famers Dan Marino

## BRADY AT 35 TOUCHDOWNS

Tom Brady is one of five NFL players to have at least 35 touchdowns in three different seasons.

### QBS WITH THE MOST 35+ PASSING SEASONS IN NFL HISTORY

Player	35+ TD Seasons
Peyton Manning	4 (49 in 2004, 37 in 2012, 55 in 2013, 39 in 2014)
<b>Tom Brady</b>	<b>3 (50 in 2007, 36 in 2010 and 39 in 2011)</b>
Brett Favre	3 (38 in 1995, 39 in 1996 and 35 in 1997)
Aaron Rodgers	3 (45 in 2011, 39 in 2012 and 38 in 2014)
Drew Brees	3 (46 in 2011, 43 in 2012, 39 in 2013)

### 3-TD STREAK

Tom Brady set an NFL record with 10 straight games with three or more touchdown passes in 2007.

#### CONSECUTIVE GAMES WITH 3 TD PASSES, ALL TIME

Player	Team	Games	Year
<b>Tom Brady</b>	<b>NE</b>	<b>10</b>	<b>2007</b>
Peyton Manning	IND	8	2004
Dan Marino	MIA	7	1986-87

and Don Shula of Miami for the most wins (117) by a quarterback-head coach duo in the Super Bowl era.

★ Scored two touchdowns at Oakland (10/2) to surpass his childhood idol, Joe Montana, on the NFL all-time touchdowns list with 274.

★ Set an NFL record for most passing yards over any three-game stretch (1,327) when he began the season with 517 yards at Miami (9/12), 423 yards vs. San Diego (9/18) and 387 yards at Buffalo (9/25).

### 2010 (16/16, 1/1)

★ Became the first player ever to be unanimously selected as the Associated Press Most Valuable Player.

★ Named an AFC Pro Bowl starter and was the top vote getter in fan voting.

★ Named as a co-captain for the ninth straight season.

★ Named Associated Press All-Pro (unanimous selection) and Associated Press Offensive Player of the Year.

★ Named the Sporting News Offensive Player of the Year, Pro Football Weekly Most Valuable Player, Pro Football Weekly/PFWA All-NFL team, Peter King's SI.com Most Valuable Player, Peter King's SI.com Offensive Player of the Year, and a member of Peter King's SI.com All-Pro Offensive Team.

★ Started all 16 games finishing the season with 3,900 passing yards, an NFL-leading 36 touchdowns and only four interceptions.

★ Was first in the NFL with a 7.3 touchdown percentage, a 9.0 touchdown-to-interception ratio and a career-low and franchise-best 0.81 interception rate, which was also the third best in NFL history and best in NFL history among quarterbacks who had at least 250 pass attempts.

★ His 111.0 passer rating was first in the NFL and the fifth-best in NFL history.

★ Finished the regular season with 11 consecutive starts without an interception - the most by a quarterback since the 1970 merger. Also set an NFL record for most consecutive pass attempts without an interception, which ended at 358 in early 2011.

★ Threw a touchdown pass in all 16 games of the regular season for the first time in his career, joining five other quarterbacks since the NFL went to a 16-game season in 1978 to have at least one touchdown pass in each game (Daunte Culpepper, 2004; Brett Favre, 2003; Kurt Warner, 1999; Dan Marino, 1986 and 1984; Dave Krieg, 1984).

★ Had two or more touchdowns in 12 games, including two four-touchdown games in back-to-back weeks at Detroit (11/25) and vs. N.Y. Jets (12/6).

★ Passed Brett Favre with his 26th consecutive home win, vs. N.Y. Jets (12/6), setting a new NFL record. The streak concluded in 2011 after 31 straight home wins.

★ Named AFC Offensive Player of the Month for December/January after throwing for 1,197 yards on 88-of-136 passing for 13 touchdowns and no interceptions in the final five games of the regular season.

★ Earned AFC Offensive Player of the week twice:

### CLASS OF 2000

Tom Brady was the seventh quarterback selected in the 2000 NFL Draft, by the Patriots in the sixth round with the 199th overall pick.

#### Quarterbacks taken in the 2000 NFL Draft

Rd	Pk	Player	Taken By
1	18	Chad Pennington	N.Y. Jets
3	65	Giovanni Carmazzi	San Francisco
3	75	Chris Redman	Baltimore
5	163	Tee Martin	Pittsburgh
6	168	Marc Bulger	New Orleans
6	183	Spergon Wynn	Cleveland
<b>6</b>	<b>199</b>	<b>Tom Brady</b>	<b>New England</b>

- Week 12 at Detroit after finishing with a perfect quarterback rating for the second time in his career, completing 21-of-27 passes for 341 yards with four touchdowns and no interceptions (11/25).

- Week 13 vs. N.Y. Jets (12/6), completing 21-of-29 passes for 326 yards and four touchdowns.

★ Received FedEx Air Player of the Week honors after throwing for 369 yards on 27-of-40 passing and two touchdowns in snowy conditions against the Bears (12/12).

★ Engineered his 30th career game-winning performance to lead his team back from a fourth quarter deficit. The Patriots trailed Baltimore 20-10 with 14:53 remaining in the game. From there, Brady completed 16-of-24 passes for 156 yards, one touchdown and one interception as New England scored the game's final 13 points in a 23-20 overtime win. He finished the game 27-of-44 for 292 yards, one TD and one interception (10/17).

★ Won his 100th game as a starter at Miami (10/4), becoming only the 11th NFL quarterback to register 100 wins as a starter, and reaching the milestone in the fewest number of starts (131) among quarterbacks who began their careers in the Super Bowl era (since 1966).

★ Engineered his 31st career comeback vs. Green Bay (12/19) after completing five-of-six passes for 82 yards to lead the Patriots on touchdown and field goal drives to rally from a 27-21 deficit to a 31-27 win.

★ Registered his eighth season with more than 3,000 passing yards, passing Drew Bledsoe for most 3,000-yard seasons in team history.

### 2009 (16/16, 1/1)

★ Named offensive co-captain by his teammates.

★ Named AP Comeback Player of the Year.

★ Named to his fifth Pro Bowl.

★ Named AFC Offensive Player of the Month for October. Brady led New England to a 3-1 record in October, including a 59-0 win over Tennessee and a 38-7 win over Tampa Bay. He completed 92 of 131 passes (70.2 percent) for 1,161 yards, 12 touchdowns and a 121.7 passer rating during the month.

★ Named AFC Offensive Player of the Week three times in 2009:

- Week 1 vs. Buffalo after throwing two touchdown passes in the final two minutes to rally the Patriots from a 24-13 deficit to a 25-24 victory.

- Week 6 vs. Tennessee after throwing for 380 yards and six touchdowns in a 59-0 victory.

- Week 16 vs. Jacksonville after completing 23 of 26 passes for 267 yards with four touchdowns in a 35-7 victory.

★ Finished the season with 4,398 passing yards and 28 touchdowns.

- ★ Became the Patriots' all-time leading passer, surpassing Drew Bledsoe on an 11-yard completion to WR Sam Aiken at New Orleans (11/30).
- ★ Reached 30,000 yards passing against Miami (12/6) to become the 31st player in NFL history to do so.
- ★ Brady became the 27th player in NFL history to reach 200 touchdowns with his 36-yard touchdown pass to TE Chris Baker vs. Atlanta (9/27).
- ★ Posted his franchise-record third season with over 4,000 passing yards.
- ★ Established a franchise record of 30 games with 300 yards passing with seven 300-yard games in 2009.
- ★ Brady completed 29 of 34 pass attempts for 380 yards and six touchdowns vs. Tennessee (10/18). Brady had 345 yards passing in the first half, setting a Patriots record for most passing yards in a half. His previous best was 291 yards passing in the first half at Miami on Oct. 21, 2007.
  - Against Tennessee, Brady directed a New England offense that set a franchise record for total yards (619) and points scored (59).
  - In a historic second quarter, Brady threw five touchdowns, the highest in a single quarter in NFL history. His five touchdowns also tied the most in Brady's career in a single half. Brady also had five touchdowns in the first half at Miami on Oct. 21, 2007.
  - Brady tied a career high with six total touchdown passes. He also had six scoring passes on Oct. 21, 2007 at Miami. Brady has thrown for five touchdowns in a game two times and has had four touchdowns in a game seven times.
- ★ His 81-yard touchdown pass to WR Sam Aiken at Miami (11/8) was his longest pass of the season.
- ★ Had a stretch of five straight games with 300 yards or more.
- ★ Threw two or more touchdowns in a game seven times in 2009.
- ★ Had the two highest regular-season completion percentage games in team history:
  - Established a Patriots team record for best completion percentage ever vs. Jacksonville when he completed 23-of-26 pass attempts for a .885 completion percentage, which is tied for 8th highest in NFL regular-season history.
  - Had the second best completion percentage vs. Tennessee (10/18) when he completed 29 of 34 passes for .853 completion percentage.

### 2008 (1/1)

- ★ Named an offensive co-captain by his teammates for the seventh straight season.
- ★ Started at quarterback in the season opener and completed 7-of-11 passes for 76 yards before leaving the game with a knee injury.
- ★ Placed on injured reserve on Sept. 9 with a knee injury.

### 2007 (16/16, 3/0)

- ★ Voted Associated Press NFL Most Valuable Player.
- ★ Was an AP All-Pro First Team selection in addition to being named its Offensive Player of the Year and Male Athlete of the Year.
- ★ Earned his fourth career Pro Bowl selection.
- ★ Was voted an offensive co-captain by his teammates.
- ★ Set the NFL's single-season touchdown pass record with his 50th touchdown of the season with a 65-yard touchdown reception to Randy Moss, his second scoring strike of the game in the Patriots' 38-35 win over the New

York Giants (12/29).

- ★ Finished the season with 398 completions, fourth on the all-time single-season list for NFL quarterbacks.
- ★ Established a then Patriots franchise record for passing yards in a season with 4,806 passing yards, which ranks third on the all-time single-season list for NFL quarterbacks.
- ★ Set career single-season highs in five statistical categories including completions (389), completion percentage (68.9), passing yards (4,806), touchdown passes (50) and passer rating (117.2) in 2007.
- ★ Named AFC Offensive Player of the Month for the first time in his career in September and a second time in the month of October.
- ★ Named AFC Offensive Player of the Week five times in 2007 (Wk. 3, Wk. 6, Wk. 7, Wk. 14, Wk. 17).
- ★ Broke the NFL record set by the Colts' Peyton Manning for consecutive games with three or more touchdown passes with nine after throwing for three touchdown strikes in the Patriots' 24-20 win over the Indianapolis Colts on Nov. 4.
- ★ Passed Steve Grogan as the Patriots' career touchdown leader with his 183rd touchdown pass on a 6-yard connection to Randy Moss in the second quarter of the Patriots' 56-10 rout of the Buffalo Bills.
- ★ Made his 100th career start and completed 31 of 46 pass attempts for 388 yards and five touchdowns while leading the Patriots to their highest point total in 23 years in a 48-27 victory over the Dallas Cowboys (10/14).
- ★ Set a career high and became the 17th quarterback in NFL history to achieve a perfect passer rating of 158.3 in a game while setting a franchise record with six touchdown passes in the Patriots' 49-28 victory over the Miami Dolphins (10/21). Broke the franchise record with his sixth touchdown pass of the game on his second hookup with Wes Welker, a 16-yard strike.
- ★ Turned in his fifth game of the season with four or more touchdown passes and his seventh game with 300-plus passing yards while completing 32 of 46 passes for 399 yards — the second highest total of his career — and four touchdowns in the Patriots' victory over the Pittsburgh Steelers (12/9).
- ★ Led the Patriots to victory after trailing in the fourth quarter for the 28th time of his career, and the fourth time in 2007, as New England completed its regular-season schedule undefeated for just the fourth time in NFL history with a 38-35 comeback win over the N.Y. Giants (12/29). Tied and then broke the NFL's all-time single-season touchdown pass record with his 49th and 50th touchdown passes of the season, both to Randy Moss, while completing 32 of 42 pass attempts for 356 yards. Found Moss in the back right hand corner of the end zone on a 4-yard touchdown strike for his 49th passing touchdown of the season, tying Peyton Manning for the single-season record. Broke the all-time single-season touchdown pass record with his 50th scoring strike of the season, a 65-yard connection to Moss down the right sideline on a go-route.
- ★ Completed his first 16 passes of the game and went on to finish the game with an NFL-record 92.9 completion percentage as he completed 26 of 28 pass attempts and three touchdowns in the Patriots 31-20 win vs. Jacksonville (1/12) in the divisional playoffs.
- ★ Completed 29 of 48 pass attempts for 266 yards and one touchdown in Super Bowl XLII (2/3).

### 2006 (16/16, 3/3)

- ★ Was voted an offensive co-captain by his teammates.
- ★ Finished third in the AFC with 3,529 passing yards, 319

completions and 24 touchdown passes.

★ Threw four touchdowns in a game twice - at Minnesota (10/30) and at Green Bay (11/19).

★ Recorded a 100.0 or higher passer rating six times in 2006.

★ Recorded 300 or more passing yards three times in 2006.

★ Was named FedEx Air NFL Player of the Week after completing 29 of 43 passes for 372 yards with four touchdowns and an interception against the Vikings (10/30).

★ Kept the Patriots' final scoring drive alive against Chicago (11/26) by juking Brian Urlacher and gaining 11 yards on a third-and-nine scramble in the fourth quarter.

★ Rushed for a career-high 31 yards on 10 carries in the victory over Jacksonville (12/24).

★ Completed 22 of 34 passes for 212 yards and two touchdowns in the Patriots' AFC Wild Card victory over the Jets (1/7).

★ Connected on 27 of 51 passes for 280 yards and two touchdowns with three interceptions in the Patriots' AFC Divisional playoff victory over San Diego (1/14). Quarterbacked his 24th career game-winning drive following a fourth quarter deficit. Kept the Patriots game-tying touchdown drive alive with a 12-yard pass to Jabar Gaffney on third-and-three in the fourth quarter. Two plays later, found Reche Caldwell in the corner of the end zone for a 4-yard touchdown in the fourth quarter.

★ Completed 21 of 34 passes for 232 yards and a touchdown in the AFC Championship Game against Indianapolis (1/21). Kept the Patriots' second touchdown drive alive with a 27-yard completion to Troy Brown on fourth-and-six in the second quarter.

### 2005 (16/16, 2/2)

★ Selected to his third Pro Bowl.

★ Led the NFL with a career-high 4,110 passing yards.

★ Finished second in the AFC with 334 completions.

★ Finished third in the AFC with 26 touchdown passes.

★ Was voted an offensive co-captain for the 2005 season by his teammates.

★ Recorded six passer ratings of 100.0 or higher, four 300-yard passing performances and four game-winning drives.

★ Became just the second player in Patriots history to pass for more than 4,000 yards in a season.

★ Named AFC Offensive Player of the Week after registering a 140.4 passer rating and completing 22 of 27 passes for 350 yards and three touchdowns against the Atlanta Falcons (10/9).

★ Completed 15 of 27 passes for 201 yards and three touchdowns against Jacksonville (1/7), setting an NFL-record with his 10th consecutive playoff victory as a starting quarterback.

### 2004 (16/16, 3/3)

★ Named to his second career Pro Bowl as the Patriots won Super Bowl XXXIX.

★ Registered a career-high 92.6 passer rating, the second highest rating in Patriots history at the time.

★ Finished second in the AFC and tied his career high with 28 touchdown passes.

★ Led the NFL with a 109.4 passer rating in the playoffs and was the only quarterback in the playoffs not to throw an interception in 2004.

★ Was voted an offensive co-captain for the 2004 season by his teammates.

★ Completed 18 of 27 passes for 144 yards and a touchdown for a 92.2 passer rating in the Patriots' 20-3 victory over the Indianapolis Colts (1/16) in the Divisional Playoffs. Gave the Patriots a commanding 20-3 lead with a 1-yard touchdown plunge with 7:10 remaining in the game.

★ Connected on 14 of 21 passes for 207 yards and two touchdowns in the Patriots' 41-27 AFC Championship victory over the Pittsburgh Steelers (1/23). Amassed a 130.5 passer rating, the highest rating of his playoff career and the fourth highest rating in any game in his career. Found a streaking Deion Branch for a season-long 60-yard touchdown bomb in the first quarter.

★ Became the Patriots' all-time playoff touchdown leader with the 60-yard scoring pass, the eighth passing touchdown of his playoff career.

★ Completed 23 of 33 passes for 236 yards and two touchdowns for a 110.2 passer rating in the Patriots' 24-21 victory over the Philadelphia Eagles in Super Bowl XXXIX. Tied Bart Starr for the NFL record with his ninth consecutive playoff victory.

### 2003 (16/16, 3/3)

★ Named Super Bowl XXXVIII MVP after completing 32 of 48 passes for 354 yards and three touchdowns as the Patriots beat Carolina 32-29 and won their second title in three seasons.

★ Capped off a regular season in which he completed 317 passes for 3,620 yards and 23 touchdowns.

★ Ranked second in the AFC in pass attempts (527), third in passing yards (3,620) and fourth in completions (317).

★ Recorded three touchdown passes of 50 yards or more.

★ Completed seven passes for 45 yards or more.

★ Recorded six games with a passer rating of more than 100.0.

★ Did not throw an interception at home in the regular season.

★ Named AFC Offensive Player of the Week, FedEx Air Player of the Week and Snickers Hungriest Player of the Game after completing 20 of 35 passes for 350 yards and three touchdowns in New England's thrilling 30-26 come-from-behind victory over the Denver Broncos on Monday Night Football (11/3). Connected on four-of-five passes for 58 yards in the Patriots game-winning touchdown drive in the fourth quarter. Concluded the six-play, game-winning drive by finding David Givens for an 18-yard touchdown strike in the corner of the end zone with 30 seconds remaining in the game.

★ Connected on 29 of 47 passes for 368 yards and two touchdowns in the Patriots' come-from-behind 23-20 overtime victory over the Houston Texans (11/23). Engineered the 12th fourth quarter or overtime comeback of his career. Rolled out on a bootleg and found Daniel Graham in the end zone for a four-yard touchdown on fourth-and-one to tie the game at 20 with 40 seconds remaining in regulation.

★ Named AFC Offensive Player of the Week for his four-touchdown performance against the Buffalo Bills (12/27). Registered a season-high 122.9 passer rating while completing 21 of 32 passes for 204 yards and a season-high four touchdowns in the Patriots' 31-0 victory over the Bills.

★ Completed 21 of 41 passes for 201 yards and a touchdown in the Patriots' 17-14 divisional playoff victory over the Tennessee Titans (1/10).

★ Connected on 22 of 37 passes for 237 yards and a touchdown in the Patriots' 24-14 AFC Championship victory over the Indianapolis Colts (1/18). Connected



with David Givens for a 7-yard touchdown reception on a hitch-and-go to give the Patriots an early 7-0 lead in the first quarter.

★ Earned Super Bowl MVP honors after completing 32 of 48 passes for 354 yards and three touchdowns against the Carolina Panthers in Super Bowl XXXVIII. Completed four of five passes in the final 1:08 to lead the Patriots on a Super Bowl-winning drive that culminated in Adam Vinatieri's winning boot with four seconds left in the contest.

## 2002 (16/16)

★ Led the NFL with 28 touchdown passes.  
 ★ Completed 373 of 601 passes for 3,764 yards while starting all 16 games at quarterback.  
 ★ Ranked third in the AFC in attempts (601), fourth in completions (373) and fourth in the AFC in passing yards (3,764).  
 ★ Threw only 14 interceptions, including just five in his last 351 pass attempts.  
 ★ Posted a touchdown-to-interception ratio of +14 in 2002, the fourth highest total in the NFL.  
 ★ Recorded six ratings of over 100.0 in 2002 (all victories), the highest single-season total by a Patriot since Drew Bledsoe recorded seven during the 1996 season.

★ Named AFC Offensive Player of the Week after completing 67.4 percent of his passes for 294 yards and three touchdowns without an interception in the Patriots 30-14 win vs. Pittsburgh (9/9) on Monday Night Football. Threw on 25 straight plays between the first and third quarters, completing 18 of those passes in that game (9/9).

★ Became the fifth quarterback in Patriots history to throw for over 400 yards in a game, completing 72 percent of his passes and throwing for four touchdowns in the Patriots 41-38 overtime win over the Kansas City Chiefs (9/22). His 410 yards ranks as the 11th most prolific single-game passing performance in Patriots history.

## 2001 (15/14, 3/3)

★ Started 14 of 15 regular season games at quarterback and completed 264 of 413 passes for 2,843 yards, while throwing 18 touchdowns and 12 interceptions.

★ His 63.9 percent completion rate set a new Patriots single-season best, eclipsing the mark set by Tony Eason (61.6, 1986).

★ Finished the season ranked third in the AFC and sixth in the NFL with a 86.5 passer rating.

★ Set NFL record for most pass attempts to start a career without throwing an interception (162).

★ Made first NFL start and completed 13 of 23 passes for 168 yards in 44-13 victory over Indianapolis (9/30) ... Became the first Patriots quarterback to win his first NFL start since Scott Zolak won at Indianapolis (11/15/92).

★ Named AFC Offensive Player of the Week following his performance in the Patriots 29-26 overtime victory over San Diego (10/14). Completed his first NFL touchdown pass on a 21-yard connection to Terry Glenn. Threw 54 passes with 33 completions, tying him for eighth in team history in both categories. Completed 13-of-19 passes for 130 yards during two fourth quarter comeback scoring drives and the game winning overtime scoring drive.

★ Connected with David Patten on a 91-yard touchdown pass against Indianapolis (10/21), the longest play from scrimmage in franchise history at the time. Completed all seven of his pass attempts in the first half for 134 yards and two touchdowns.

★ Named AFC Player of the Week after notching a season-high four touchdowns while completing 19 of 26 passes for 268 yards in a 34-17 victory over the New Orleans Saints (11/25). Earned a passer rating of 143.9, his third rating over 100 during the season.

★ Made his first postseason start and set Patriots' single-game postseason highs with 52 attempts, 32 completions and 312 yards in the Patriots' divisional playoff victory over Oakland (1/19). Became first quarterback in franchise history to record a postseason rushing touchdown with a 6-yard scamper. Completed all eight of his pass attempts for 45 yards in overtime as the Patriots marched 61 yards on 15 plays to set up an Adam Vinatieri 23-yard game-winning field goal for the victory.

★ Led the team in completions (12), yards (115), completion percentage (66.7 percent) and passer rating (84.3) despite leaving the AFC Championship Game victory over at Pittsburgh (1/27) late in the second quarter with an injury and not returning.

★ Named Super Bowl XXXVI MVP after connecting on 16 of 27 passes for 145 yards and one touchdown. Completed five of eight passes for 53 yards on the game-winning drive that began with 1:21 remaining in the fourth quarter with the game tied at 17 and ended with an Adam Vinatieri 48-yard field goal as time expired.

## 2000 (1/0)

★ Saw action in a reserve role at quarterback in one contest.

★ Listed among the Patriots inactives for 14 weeks during the season.

★ Active but did not play against Cincinnati (11/19).

★ Entered his first NFL game in the fourth quarter and completed one of three passes for 6 yards against the Detroit Lions (11/23). Completed his first NFL pass to Rod Rutledge for 6 yards.

## COLLEGE

★ Brady earned three letters at Michigan (1997-99) and recorded a 20-5 record as a two-year starter for the Wolverines.

★ Started all 25 games of his junior and senior seasons, including victories in the 1999 Citrus Bowl and the 2000 Orange Bowl.

★ Led the Wolverines to 15 wins in a 16-game span from 1998-99.

★ Finished his career ranking third in Michigan history with 710 attempts and 442 completions, fourth with 5,351 yards and 62.3 completion percentage and fifth with 35 touchdown passes.

★ Completed 31 of 56 attempts for 375 yards against Ohio State to establish school single game-records, breaking the old marks of 52 attempts for 372 yards by Scott Dreisbach vs. Virginia in 1995 and 29 completions by Todd Collins vs. Oklahoma State in 1992.

★ Threw at least one touchdown pass in all 16 Big Ten conference games as a starter.

★ As a senior in 1999 was named All-Big Ten Conference second-team selection and selected team MVP after completing 214 of 341 passes (62.8 percent) for 2,586 yards, 20 touchdowns and only six interceptions.

★ Led Michigan to the Big Ten title as a junior in 1998.

★ Served as Brian Griese's backup during the Wolverines' national championship season, in which they went 12-0 in 1997.



## PERSONAL

★ Thomas Brady was born the son of Tom and Galynn Brady on Aug. 3, 1977 in San Mateo, Calif.

★ *Blue Chip Illustrated* and *Prep Football Report* All-American selection at Junipero Serra High in San Mateo, Calif.

★ Added all-state and All-Far West honors as the team's Most Valuable Player.

★ Earned two letters in both football and baseball.

★ Was the starting varsity quarterback for two seasons (1993-94) and completed 236 of 447 passes (52.8 percent) for 3,702 yards and 31 touchdowns during his high school career.

★ Drafted in the 18th round of the 1995 Major League Baseball draft as a catcher by the Montreal Expos.

★ Inducted into the Junipero Serra High School Hall of Fame in 2003, joining fellow Serra High graduates Barry Bonds, Lynn Swann, Gregg Jeffries, Jim Fregosi, and his older sister Maureen, among many others.

## POSTSEASON PROWESS

### SUPER BOWL LEADER

After Brady's sixth Super Bowl start vs. Seattle in Super Bowl XLIX, he is now the all-time leader in passing yards, attempts, completions, touchdown passes and starts.

#### SUPER BOWL PASSING YARDS

Player	Att.	Comp.	Yards
<b>Tom Brady</b>	<b>247</b>	<b>164</b>	<b>1,605</b>
Kurt Warner	132	83	1,156
Joe Montana	122	83	1,142
John Elway	152	76	1,128
Terry Bradshaw	84	49	932

#### SUPER BOWL PASSING TOUCHDOWNS

Player	Appearances	TD Passes
<b>Tom Brady</b>	<b>6</b>	<b>13</b>
Joe Montana	4	11
Terry Bradshaw	4	9
Roger Staubach	4	8
Kurt Warner	3	6

#### SUPER BOWL STARTS

Starting QB	Team	#	Appearances
<b>Tom Brady</b>	<b>NE</b>	<b>6</b>	<b>XXXVI, XXXVIII, XXXIX, XLII, XLVI, XLIX</b>
John Elway	DEN	5	XXI, XXII, XXIV, XXXII, XXXIII
Terry Bradshaw	PIT	4	IX, X, XIII, XIV
Jim Kelly	BUF	4	XXV, XXVI, XXVII, XXVIII
Joe Montana	SF	4	XVI, XIX, XXIII, XXIV
Roger Staubach	DAL	4	VI, X, XII, XIII

### PLAYOFF LEADERS

Tom Brady is the winningest quarterback in NFL playoff history among signal callers who have made at least 10 starts.

#### NFL ALL-TIME LEADERS / PLAYOFF VICTORIES AS STARTING QUARTERBACK

Player	Team(s)	Playoff Wins
<b>Tom Brady</b>	<b>New England</b>	<b>21</b>
Joe Montana	San Fran./K.C.	16
Terry Bradshaw	Pittsburgh	14
John Elway	Denver	14
Brett Favre	Green Bay	13
Troy Aikman	Dallas	11
Roger Staubach	Dallas	11

#### NFL ALL-TIME LEADERS / PLAYOFF WINNING PERCENTAGE AS STARTING QUARTERBACK

Minimum 10 Starts

Player	Team (s)	W	L	Pct.
Bart Starr	Green Bay	9	1	.900
Jim Plunkett	Oak./L.A. Raiders	8	2	.800
Terry Bradshaw	Pittsburgh	14	5	.737
Troy Aikman	Dallas	11	4	.733
<b>Tom Brady</b>	<b>New England</b>	<b>21</b>	<b>8</b>	<b>.724</b>
Joe Montana	San Fran./K.C.	16	7	.696
Kurt Warner	St. Louis/Arizona	9	4	.692
Joe Flacco	Baltimore	10	5	.667
Ben Roethlisberger	Pittsburgh	10	5	.667
John Elway	Denver	14	7	.667

## BRADY MOVES UP POSTSEASON LISTS

Tom Brady set the NFL record with his 46th touchdown pass against the Baltimore Ravens in the 2014 postseason. Brady is the only quarterback with 7,000 playoff passing yards and leads all QBs with 683 postseason completions.

### NFL ALL-TIME LEADERS/POSTSEASON TOUCHDOWN PASSES

Player	Team(s)	Touchdowns
1. Tom Brady	New England	53
2. Joe Montana	San Fran./Kansas City	45
3. Brett Favre	Green Bay/Minnesota	44
4. Peyton Manning	Indianapolis/Denver	38
5. Dan Marino	Miami	32
6. Kurt Warner	St. Louis/Arizona	31
7. Terry Bradshaw	Pittsburgh	30

### NFL ALL-TIME LEADERS/POSTSEASON PASSING YARDS

Player	Team(s)	Passing Yards
1. Tom Brady	New England	7,345
2. Peyton Manning	Indianapolis/Denver	6,800
3. Brett Favre	Green Bay/Minnesota	5,855
4. Joe Montana	San Fran./Kansas City	5,772
5. John Elway	Denver	4,964
6. Dan Marino	Miami	4,510

### NFL ALL-TIME LEADERS/POSTSEASON COMPLETIONS

Player	Team(s)	Completions
1. Tom Brady	New England	683
2. Peyton Manning	Indianapolis/Denver	598
3. Brett Favre	Green Bay/Minnesota	481
4. Joe Montana	San Fran./Kansas City	460

## PLAYOFF PASSING RECORDS

Brady has set several single-game NFL playoff records with his arm. In the 2011 playoffs vs. Denver, Brady threw six touchdowns. In the 2006 playoffs, he completed over 92 percent of his passes. No other quarterback has ever completed more than 90 percent in an NFL playoff game. Brady is also second all time in consecutive playoff games with a touchdown pass (18) and 300-yard games (eight).

### NFL ALL-TIME LEADERS/POSTSEASON TOUCHDOWN PASSES, CONSECUTIVE GAMES

Player	Team(s)	Games
1. Brett Favre	GB/MIN	20 (1995-2009)
2. Tom Brady	NE	18 (2001-2011)
3. Dan Marino	MIA	13 (1983-1995)

### NFL ALL-TIME LEADERS/POSTSEASON COMPLETION PERCENTAGE, GAME (15 COMPLETIONS)

Player	Tm	Game	Comp. %
1. Tom Brady	NE	AFC-D: NE vs. JAX '07	92.9 (28-26)
2. Phil Simms	NYG	SB: NYG vs. DEN, '86	88.0 (25-22)
3. Kurt Warner	ARI	NFC-WC: ARI vs. GB '09	87.9 (33-29)

### MOST 300 YARD GAMES IN POSTSEASON HISTORY

Player	Team(s)	300 Yard Games
Peyton Manning	Indianapolis/Denver	9
Tom Brady	New England	8
Joe Montana	SF/Kansas City	6
Kurt Warner	STL/Arizona	6
Drew Brees	San Diego/New Orleans	5
Dan Fouts	San Diego	5

## MOST POSTSEASON STARTS

Tom Brady made his 29th start in the postseason in 2014 to extend his NFL mark. Peyton Manning has the most of any other active quarterback with 21 playoff starts.

### MOST POSTSEASON STARTS BY A QUARTERBACK

Player	Team(s)	Starts
1. Tom Brady	New England	29
2. Brett Favre	Green Bay/Minn.	24
3. Joe Montana	San Fran./Kansas City	23
4t. John Elway	Denver	21
4t. Peyton Manning	Indianapolis/Denver	21

# TOM BRADY

Pos: QB Ht: 6-4 Wt: 225 lbs Year: 15th Acq: D6b-00 (199th) College: Michigan Born: 8/3/77

REGULAR SEASON			PASSING STATISTICS											
Year	Team	G/S	Att	Cmp	Yds	Yds/Att	Pct	TD	TD %	Int	Int %	Lg	Sacks	Rating
2000	Patriots	1/0	3	1	6	2.00	33.3	0	0.0	0	0.0	6	0/0	42.4
2001	Patriots	15/14	413	264	2,843	6.88	63.9	18	4.4	12	2.9	91t	41/216	86.5
2002	Patriots	16/16	601	373	3,764	6.26	62.1	28	4.7	14	2.3	49t	31/190	85.7
2003	Patriots	16/16	527	317	3,620	6.87	60.2	23	4.4	12	2.3	82t	32/219	85.9
2004	Patriots	16/16	474	288	3,692	7.79	60.8	28	5.9	14	3.0	50	26/162	92.6
2005	Patriots	16/16	530	334	4,110	7.75	63.0	26	4.9	14	2.6	71	26/188	92.3
2006	Patriots	16/16	516	319	3,529	6.84	61.8	24	4.7	12	2.3	62t	26/175	87.9
2007	Patriots	16/16	578	398	4,806	8.31	68.9	50	8.7	8	1.4	69t	21/128	117.2
2008	Patriots	1/1	11	7	76	6.91	63.6	0	0.0	0	0.0	26	0/0	83.9
2009	Patriots	16/16	565	371	4,398	7.78	65.7	28	5.0	13	2.3	81t	16/86	96.2
2010	Patriots	16/16	492	324	3,900	7.93	65.9	36	7.3	4	0.8	79t	25/175	111.0
2011	Patriots	16/16	611	401	5,235	8.57	65.6	39	6.4	12	1.9	99t	32/173	105.6
2012	Patriots	16/16	637	401	4,827	7.58	63.0	34	5.3	8	1.3	83t	27/182	98.7
2013	Patriots	16/16	628	380	4,343	6.92	60.5	25	4.0	11	1.8	81t	40/256	87.3
2014	Patriots	16/16	582	373	4,109	7.14	64.1	33	5.7	9	1.5	69t	21/134	97.4
<b>Totals – 15 Years</b>	<b>209/207</b>	<b>7,168</b>	<b>4,551</b>	<b>53,258</b>	<b>7.44</b>	<b>63.5</b>	<b>392</b>	<b>5.5</b>	<b>143</b>	<b>2.0</b>	<b>99t</b>	<b>364/2,284</b>	<b>95.9</b>	

POSTSEASON			PASSING STATISTICS											
Year	Team	G/S	Att	Cmp	Yds	Yds/Att	Pct	TD	TD %	Int	Int %	Lg	Sacks	Rating
2001	Patriots	3/3	97	60	572	5.90	61.9	1	1.0	1	1.0	29	5/36	77.3
2003	Patriots	3/3	126	75	792	6.29	59.5	5	4.0	2	1.6	52t	0/0	84.5
2004	Patriots	3/3	81	55	587	7.25	67.9	5	6.2	0	0.0	60t	7/57	109.4
2005	Patriots	2/2	63	35	542	8.60	55.6	4	6.3	2	3.2	73t	4/12	92.2
2006	Patriots	3/3	119	70	724	6.08	58.8	5	4.2	4	3.4	49	4/22	76.5
2007	Patriots	3/3	109	77	737	6.76	70.6	6	5.5	3	2.8	53	8/52	96.0
2009	Patriots	1/1	42	23	154	3.67	54.8	2	4.8	3	7.1	24	3/22	49.1
2010	Patriots	1/1	45	29	299	6.64	64.4	2	4.4	1	2.2	37	5/40	89.0
2011	Patriots	3/3	111	75	878	7.91	67.6	8	7.2	4	3.6	61t	3/15	100.4
2012	Patriots	2/2	94	54	664	7.06	57.4	4	4.3	2	2.1	47	1/9	84.7
2013	Patriots	2/2	63	37	475	7.54	58.7	1	1.6	0	0.0	53	4/34	87.7
2014	Patriots	3/3	135	93	921	6.82	68.9	10	7.4	4	3.0	46	4/24	100.3
<b>Totals – 12 Years</b>	<b>29/29</b>	<b>1,085</b>	<b>683</b>	<b>7,345</b>	<b>6.77</b>	<b>62.9</b>	<b>53</b>	<b>4.9</b>	<b>26</b>	<b>2.4</b>	<b>73t</b>	<b>48/323</b>	<b>89.0</b>	

REGULAR SEASON		RUSHING				FUMBLES			POSTSEASON		RUSHING				FUMBLES		
Year	Team	No	Yds	Avg	Lg	TD	No	Lost	Year	Team	No	Yds	Avg	Lg	TD	No	Lost
2000	Patriots	0	0	0	0	0	0	0	2001	Patriots	8	22	2.8	6t	1	1	0
2001	Patriots	36	43	1.2	12	0	12	3	2003	Patriots	12	18	1.5	12	0	0	0
2002	Patriots	42	110	2.6	15	1	11	5	2004	Patriots	7	3	0.4	3	1	1	1
2003	Patriots	42	63	1.5	11	1	13	5	2005	Patriots	3	8	2.7	7	0	2	0
2004	Patriots	43	28	0.7	10	0	7	5	2006	Patriots	8	18	2.3	12	0	2	0
2005	Patriots	27	89	3.3	15	1	4	3	2007	Patriots	4	-1	-0.3	2	0	1	1
2006	Patriots	49	102	2.1	22	0	12	4	2009	Patriots	0	0	0.0	0	0	1	1
2007	Patriots	37	98	2.6	19	2	6	4	2010	Patriots	2	2	1.0	3	0	1	0
2008	Patriots	0	0	0.0	0	0	0	0	2011	Patriots	9	10	1.1	4	1	0	0
2009	Patriots	29	44	1.5	9	1	4	2	2012	Patriots	3	4	1.3	3	0	0	0
2010	Patriots	31	30	1.0	9	1	3	1	2013	Patriots	3	6	2.0	5t	1	1	0
2011	Patriots	43	109	2.5	13	3	3	2	2014	Patriots	11	10	0.9	9	1	0	0
2012	Patriots	23	32	1.4	7	4	2	0	<b>Totals – 12 Years</b>	<b>70</b>	<b>100</b>	<b>1.4</b>	<b>12</b>	<b>5</b>	<b>10</b>	<b>3</b>	
2013	Patriots	32	18	0.6	11	0	9	3									
2014	Patriots	36	57	1.6	17	0	3	2									
<b>Totals – 15 Years</b>		<b>470</b>	<b>823</b>	<b>1.8</b>	<b>22</b>	<b>14</b>	<b>92</b>	<b>39</b>									

**Additional Statistics: Receiving — 2001:** 1 for 23 yards (12/22/01 vs. Miami).

**Punting — 2003:** 1 for 36 yards, downed at 1-yard line (12/7/03 vs. Miami);

**2011:** 1 for 48 yards, downed at 10-yard line (1/14/12 vs. Denver);

**2013:** 1 for 32 yards, fair caught at 22-yard line (12/29/13 vs. Buffalo).

PLAYERS

# TOM BRADY'S CAREER GAME-BY-GAME

PLAYERS

2000		Passing										Rushing						
Opponent	P/S	Att	Cmp	Yds	Pct	TD	Lg	Int	S	Yds	Rating	Rush	Yds	Lg	TD	W/L	Score	
11/23 at Detroit	p	3	1	6	33.3	0	6	0	0	0	42.4	-	-	-	-	L	9-34	
<b>2000 Totals</b>		<b>1/0</b>	<b>3</b>	<b>1</b>	<b>6</b>	<b>33.3</b>	<b>0</b>	<b>6</b>	<b>0</b>	<b>0</b>	<b>42.2</b>	<b>0</b>	<b>0</b>	<b>0</b>	<b>0</b>		<b>0-0</b>	
2001		Passing										Rushing						
Opponent	P/S	Att	Cmp	Yds	Pct	TD	Lg	Int	S	Yds	Rating	Rush	Yds	Lg	TD	W/L	Score	
09/09 at Cincinnati		Did Not Play															L	17-23
09/23 N.Y. Jets	p	10	5	46	50.0	0	21	0	0	0	62.9	1	9	9	0	L	3-10	
10/30 Indianapolis	S	23	13	168	56.5	0	38	0	1	9	79.6	1	2	2	0	W	44-13	
10/07 at Miami	S	24	12	86	50.0	0	15	0	4	17	58.7	2	9	9	0	L	10-30	
10/14 San Diego	S	54	33	364	61.1	2	26	0	3	19	93.4	1	0	0	0	W	29-26 ot	
10/21 at Indianapolis	S	20	16	202	80.0	3	91t	0	0	0	148.3	2	-2	-1	0	W	38-17	
10/28 at Denver	S	38	25	203	65.8	2	30t	4	2	20	57.1	2	-1	0	0	L	20-31	
11/04 at Atlanta	S	31	21	250	67.7	3	44t	0	3	14	124.4	3	0	1	0	W	24-10	
11/11 Buffalo	S	21	15	107	71.4	1	26	1	7	36	78.9	4	-1	2	0	W	21-11	
11/18 St. Louis	S	27	19	185	70.4	1	27	2	2	6	70.8	2	6	7	0	L	24-17	
11/25 New Orleans	S	26	19	258	73.1	4	41t	0	4	17	143.9	4	14	11	0	W	34-17	
12/02 at N.Y. Jets	S	28	20	213	71.4	0	46	0	3	22	93.3	3	0	2	0	W	17-16	
12/09 Cleveland	S	28	19	218	67.9	0	23	2	3	9	61.3	4	-3	0	0	W	27-16	
12/16 at Buffalo	S	35	19	237	54.3	0	40	1	5	31	63.6	3	13	12	0	W	12-9 ot	
12/22 Miami	S	19	11	108	57.9	1	23t	0	3	14	91.6	3	-5	-1	0	W	20-13	
01/06 at Carolina	S	29	17	198	58.6	1	31	2	1	2	62.1	1	2	2	0	W	38-6	
<b>2001 Totals</b>		<b>15/14</b>	<b>413</b>	<b>264</b>	<b>2843</b>	<b>63.9</b>	<b>18</b>	<b>91t</b>	<b>12</b>	<b>41</b>	<b>216</b>	<b>36</b>	<b>43</b>	<b>12</b>	<b>0</b>		<b>11-3</b>	
01/19 Oakland	S	52	32	312	61.5	0	29	1	2	15	70.4	5	16	6t	1	W	16-13 ot	
01/27 at Pittsburgh	S	18	12	115	66.7	0	28	0	2	14	84.3	2	3	2	0	W	24-17	
02/03 St. Louis	S	27	16	145	59.3	1	23	0	1	7	86.2	1	3	3	0	W	20-17	
<b>2001 Postseason</b>		<b>3/3</b>	<b>97</b>	<b>60</b>	<b>572</b>	<b>61.9</b>	<b>1</b>	<b>29</b>	<b>1</b>	<b>5</b>	<b>36</b>	<b>8</b>	<b>22</b>	<b>6t</b>	<b>1</b>		<b>3-0</b>	
2002		Passing										Rushing						
Opponent	P/S	Att	Cmp	Yds	Pct	TD	Lg	Int	S	Yds	Rating	Rush	Yds	Lg	TD	W/L	Score	
09/09 Pittsburgh	S	43	29	294	67.4	3	40t	0	2	14	110.0	-	-	-	-	W	30-14	
09/15 at N.Y. Jets	S	35	25	269	71.4	2	49t	1	0	0	100.8	2	5	4	0	W	44-7	
09/22 Kansas City	S	54	39	410	72.2	4	38t	1	4	11	110.9	1	2	2	0	W	41-38 ot	
09/29 at San Diego	S	53	36	353	67.9	2	26	2	0	0	83.3	1	3	3	0	L	14-21	
10/05 at Miami	S	31	17	240	54.8	2	34t	2	3	32	74.7	1	0	0	0	L	13-26	
10/13 Green Bay	S	44	24	183	54.5	1	18	3	2	17	44.0	5	26	12	0	L	10-28	
10/27 Denver	S	29	15	130	51.7	1	17	0	5	20	75.4	2	5	4	0	L	16-24	
11/03 at Buffalo	S	26	22	265	84.6	3	31	0	1	2	147.6	1	-1	-1	0	W	38-7	
11/10 at Chicago	S	55	36	328	65.5	3	36t	1	2	13	92.1	3	16	13	0	W	33-30	
11/17 at Oakland	S	30	18	172	60.0	0	33	0	4	25	76.0	1	1	1	0	L	20-27	
11/24 Minnesota	S	34	21	239	61.8	3	27	0	2	20	112.3	6	4	5	0	W	24-17	
11/28 at Detroit	S	30	18	210	60.0	0	28	1	0	0	67.4	4	12	8	0	W	20-12	
12/08 Buffalo	S	27	15	183	55.6	2	41	0	0	0	101.3	5	-5	0	0	W	27-17	
12/16 at Tennessee	S	29	14	134	48.3	0	35	1	3	17	47.2	2	10	10t	1	L	7-24	
12/22 N.Y. Jets	S	37	19	133	51.4	1	15	1	2	14	57.6	4	24	15	0	L	17-30	
12/29 Miami	S	44	25	221	56.8	1	23	1	1	5	68.5	4	8	4	0	W	27-24 ot	
<b>2002 Totals</b>		<b>16/16</b>	<b>601</b>	<b>373</b>	<b>3764</b>	<b>62.1</b>	<b>28</b>	<b>49t</b>	<b>14</b>	<b>31</b>	<b>190</b>	<b>42</b>	<b>110</b>	<b>15</b>	<b>1</b>		<b>9-7</b>	
2003		Passing										Rushing						
Opponent	P/S	Att	Cmp	Yds	Pct	TD	Lg	Int	S	Yds	Rating	Rush	Yds	Lg	TD	W/L	Score	
09/07 at Buffalo	S	28	14	123	50.0	0	42	4	2	20	22.5	-	-	-	-	L	0-31	
09/14 at Philadelphia	S	44	30	255	68.2	3	27	0	2	8	105.8	6	7	4	0	W	31-10	
09/21 N.Y. Jets	S	25	15	181	60.0	0	31	0	5	34	82.3	3	-1	1	1	W	23-16	
09/28 at Washington	S	38	25	289	65.8	2	29	3	1	8	73.2	1	2	2	0	L	17-20	
10/05 Tennessee	S	31	17	219	54.8	1	58	0	3	26	88.0	3	2	4	0	W	38-30	
10/12 N.Y. Giants	S	21	8	112	38.1	0	39	0	2	21	56.1	3	0	2	0	W	17-6	
10/19 at Miami	S	34	24	283	70.6	2	82	0	1	10	115.2	3	10	5	0	W	19-13 ot	
10/26 Cleveland	S	33	20	259	60.6	0	45	0	1	6	85.3	2	-2	-1	0	W	9-3	
11/03 at Denver	S	35	20	350	57.1	3	66	1	0	0	108.0	2	-1	0	0	W	30-26	
11/16 Dallas	S	34	15	212	44.1	0	57	0	2	9	64.8	1	3	3	0	W	12-0	
11/23 at Houston	S	47	29	368	61.7	2	33	2	4	24	82.6	6	15	6	0	W	23-20 ot	
11/30 at Indianapolis	S	35	26	236	74.3	2	31	2	2	10	87.3	2	-1	0	0	W	38-34	
12/07 Miami	S	31	16	163	51.6	0	25	0	3	13	67.0	2	-2	-1	0	W	12-0	
12/14 Jacksonville	S	34	22	228	64.7	2	32	0	2	16	103.6	1	7	7	0	W	27-13	
12/20 at N.Y. Jets	S	25	15	138	60.0	2	35	0	0	0	101.8	2	1	2	0	W	21-16	
12/27 Buffalo	S	32	21	204	65.6	4	30	0	2	14	122.9	5	23	11	0	W	31-0	



## TOM BRADY'S CAREER GAME-BY-GAME (CONT.)

2003 Totals		16/16	527	317	3620	60.2	23	82t	12	32	219	85.9	42	63	11	1	14-2		
01/10		Tennessee	S	41	21	201	51.2	1	41	0	0	73.3	5	5	5	0	W	17-14	
01/18		Indianapolis	S	37	22	237	59.5	1	28	1	0	76.1	5	1	2	0	W	24-14	
02/01		Carolina	S	48	32	354	66.7	3	52	1	0	100.5	2	12	12	0	W	32-29	
2003 Postseason		3/3	126	75	792	59.5	5	52	2	0	0	84.5	12	18	12	0	3-0		
Passing																			
2004	Opponent	P/S	Att	Cmp	Yds	Pct	TD	Lg	Int	S	Yds	Rating	Rushing						
													Rush	Yds	Lg	TD	W/L	Score	
9/09	Indianapolis	S	38	26	335	68.4	3	29	1	2	15	111.2	1	-1	-1	0	W	27-24	
09/09	at Arizona	S	26	15	219	57.7	2	27	2	2	12	78.8	5	3	3	0	W	23-12	
10/03	at Buffalo	S	30	17	298	56.7	2	44	0	0	0	112.9	2	2	3	0	W	31-17	
10/10	Miami	S	19	7	76	36.8	2	28	1	1	7	62.6	4	-1	2	0	W	24-10	
10/17	Seattle	S	30	19	231	63.3	1	48	1	1	7	84.2	3	7	6	0	W	30-20	
10/24	N.Y. Jets	S	29	20	230	69.0	1	42	0	3	20	104.1	3	-3	-1	0	W	13-7	
10/31	at Pittsburgh	S	43	25	271	58.1	2	23	2	4	28	72.9	-	-	-	-	L	20-34	
11/07	at St. Louis	S	31	18	234	58.1	2	50	0	2	9	103.4	3	1	3	0	W	40-22	
11/14	Buffalo	S	35	19	233	54.3	2	47	1	2	13	82.2	1	2	2	0	W	29-6	
11/22	at Kansas City	S	26	17	315	65.4	1	48	0	1	6	119.9	5	-1	3	0	W	27-19	
11/28	Baltimore	S	30	15	172	50.0	0	37	0	1	2	67.6	3	3	4	0	W	24-3	
12/05	at Cleveland	S	20	11	157	55.0	1	44	1	2	14	76.5	1	10	10	0	W	42-15	
12/12	Cincinnati	S	26	18	260	69.2	2	48	0	1	3	127.1	5	2	3	0	W	35-28	
12/20	at Miami	S	29	18	171	62.1	3	31t	4	2	15	73.3	2	-2	-1	0	L	28-29	
12/26	at N.Y. Jets	S	32	21	264	65.6	2	35	0	1	6	112.0	4	3	5	0	W	23-7	
01/02	San Francisco	S	30	22	226	73.3	2	25	1	1	5	102.9	1	3	3	0	W	21-7	
2004 Totals		16/16	474	288	3692	60.8	28	50	14	26	162	92.6	43	28	10	0	14-2		
01/16		Indianapolis	S	27	18	144	66.7	1	17	0	3	29	92.2	4	6	3	1	W	20-3
01/23		at Pittsburgh	S	21	14	207	66.7	2	60t	0	2	11	130.5	2	-2	-1	0	W	41-27
02/06		Philadelphia	S	33	23	236	69.7	2	27	0	2	17	110.2	1	-1	-1	0	W	24-21
2004 Postseason		3/3	81	55	587	67.9	5	60t	0	7	57	109.4	7	3	3	1	3-0		
Passing																			
2005	Opponent	P/S	Att	Cmp	Yds	Pct	TD	Lg	Int	S	Yds	Rating	Rushing						
													Rush	Yds	Lg	TD	W/L	Score	
09/08	Oakland	S	38	24	306	63.2	2	35	0	0	0	105.8	3	-1	0	0	W	30-20	
09/18	at Carolina	S	44	23	270	52.3	1	71	1	2	21	69.3	-	-	-	-	L	17-27	
09/25	at Pittsburgh	S	41	31	372	75.6	0	30	1	3	26	92.7	-	-	-	-	W	23-20	
10/02	San Diego	S	32	19	224	59.4	1	30t	1	1	8	78.1	2	4	4	0	L	17-41	
10/09	at Atlanta	S	27	22	350	81.5	3	55	1	1	8	140.4	1	1	1	0	W	31-28	
10/16	at Denver	S	46	24	299	52.2	1	49	0	0	0	79.9	1	12	12	0	L	20-28	
10/30	Buffalo	S	21	14	199	66.7	1	37	0	3	19	113.0	1	4	4	0	W	21-16	
11/07	Indianapolis	S	33	22	265	66.7	3	35	0	1	18	121.4	1	-1	-1	0	L	21-40	
11/13	at Miami	S	36	21	275	58.3	2	59	2	2	1	77.9	1	-1	-1	0	W	23-16	
11/20	New Orleans	S	29	15	222	51.7	3	60t	0	3	28	111.6	1	5	5	0	W	24-27	
11/27	at Kansas City	S	40	22	248	55.0	1	25	4	3	16	42.5	1	15	15	0	L	16-26	
12/04	N.Y. Jets	S	37	27	271	73.0	0	25	0	2	20	93.4	4	19	7	0	W	16-3	
12/11	at Buffalo	S	38	29	329	76.3	2	40	2	1	1	97.4	4	17	9	1	W	35-7	
12/17	Tampa Bay	S	31	20	258	64.5	3	37	0	1	5	122.8	3	6	3	0	W	28-0	
12/26	at N.Y. Jets	S	29	18	185	62.1	2	23	1	3	17	89.0	3	7	3	0	W	31-21	
01/01	Miami	S	8	3	37	37.5	1	18	1	0	0	52.6	1	2	2	0	L	26-28	
2005 Totals		16/16	530	334	4110	63.0	26	71	14	26	188	92.3	27	89	15	1	10-6		
01/07		Jacksonville	S	27	15	201	55.6	3	63t	0	4	12	116.4	2	9	7	0	W	28-3
01/14		at Denver	S	36	20	341	55.6	1	73	2	0	74.0	1	-1	-1	0	L	13-27	
2005 Postseason		2/2	63	35	542	55.6	4	63t	2	4	12	92.2	3	8	7	0	1-1		
Passing																			
2006	Opponent	P/S	Att	Cmp	Yds	Pct	TD	Lg	Int	S	Yds	Rating	Rushing						
													Rush	Yds	Lg	TD	W/L	Score	
09/10	Buffalo	S	23	11	163	47.8	2	34	1	3	27	82.3	5	3	3	0	W	19-17	
09/17	at N.Y. Jets	S	29	15	220	51.7	1	29	1	1	9	73.9	1	-1	-1	0	W	24-17	
09/24	Denver	S	55	31	320	56.4	1	31	0	0	0	79.4	2	7	5	0	L	7-17	
10/01	at Cincinnati	S	26	15	188	57.7	2	35	1	0	0	89.9	2	21	22	0	W	38-13	
10/08	Miami	S	29	16	140	55.2	2	15	0	1	6	91.2	4	-3	0	0	W	20-10	
10/22	at Buffalo	S	27	18	195	66.7	2	35t	0	4	24	112.4	2	2	3	0	W	28-6	
10/30	at Minnesota	S	43	29	372	67.4	4	45	1	3	27	115.6	1	1	1	0	W	31-7	
11/05	Indianapolis	S	35	20	201	57.1	0	39	4	0	0	34.0	3	13	9	0	L	20-27	
11/12	N.Y. Jets	S	36	24	253	66.7	1	33	1	4	21	84.6	-	-	-	-	L	14-17	
11/19	at Green Bay	S	31	20	244	64.5	4	54t	0	1	4	128.2	4	6	8	0	W	35-0	
11/26	Chicago	S	33	22	267	66.7	1	40	2	0	0	76.2	6	12	11	0	W	17-13	
12/03	Detroit	S	38	27	305	71.1	0	28	1	2	21	83.8	6	9	4	0	W	28-21	



### TOM BRADY'S CAREER GAME-BY-GAME (CONT.)

12/10	at Miami	S	25	12	78	48.0	0	21	0	4	20	55.1	-	-	-	-	L	0-21
12/17	Houston	S	23	16	109	69.6	2	43t	0	1	4	108.8	2	2	3	0	W	40-7
12/24	at Jacksonville	S	39	28	249	71.8	1	36	0	1	7	97.1	10	31	9	0	W	24-21
12/31	at Tennessee	S	24	15	225	62.5	1	62t	0	1	5	107.1	1	-1	-1	0	W	40-23
<b>2006 Totals</b>	<b>16/16</b>		<b>516</b>	<b>319</b>	<b>3529</b>	<b>61.8</b>	<b>24</b>	<b>62t</b>	<b>12</b>	<b>26</b>	<b>175</b>	<b>87.9</b>	<b>49</b>	<b>102</b>	<b>22</b>	<b>0</b>		<b>12-4</b>
01/07	N.Y. Jets	S	34	22	212	64.7	2	31	0	1	12	101.6	2	14	12	0	W	37-16
01/14	at San Diego	S	51	27	280	52.9	2	49	3	2	4	57.6	2	3	4	0	W	24-21
01/21	at Indianapolis	S	34	21	232	61.8	1	27	1	1	6	79.5	4	1	2	0	L	34-38
<b>2006 Postseason</b>	<b>3/3</b>		<b>119</b>	<b>70</b>	<b>724</b>	<b>58.8</b>	<b>5</b>	<b>49</b>	<b>4</b>	<b>4</b>	<b>22</b>	<b>76.5</b>	<b>8</b>	<b>18</b>	<b>12</b>	<b>0</b>		<b>2-1</b>
Passing													Rushing					
<b>2007</b>	<b>Opponent</b>	<b>P/S</b>	<b>Att</b>	<b>Cmp</b>	<b>Yds</b>	<b>Pct</b>	<b>TD</b>	<b>Lg</b>	<b>Int</b>	<b>S</b>	<b>Yds</b>	<b>Rating</b>	<b>Rush</b>	<b>Yds</b>	<b>Lg</b>	<b>TD</b>	<b>W/L</b>	<b>Score</b>
09/09	at N.Y. Jets	S	28	22	297	78.6	3	51t	0	0	0	146.6	1	4	4	0	W	38-14
09/16	San Diego	S	31	25	279	80.6	3	34	1	2	16	123.0	1	2	2	0	W	38-14
09/23	Buffalo	S	29	23	311	79.3	4	45t	0	1	3	150.9	1	2	2	0	W	38-7
10/01	at Cincinnati	S	32	25	231	78.1	3	23	1	0	0	115.0	2	-2	-1	0	W	34-13
10/07	Cleveland	S	38	22	265	57.9	3	35	0	0	0	105.7	-	-	-	-	W	34-17
10/14	at Dallas	S	46	31	388	67.4	5	69t	0	3	15	129.6	3	5	3	0	W	48-27
10/21	at Miami	S	25	21	354	84.0	6	50t	0	1	10	158.3	-	-	-	-	W	49-28
10/28	Washington	S	38	29	306	76.3	3	35	0	1	0	125.5	4	14	7	2	W	52-7
11/04	at Indianapolis	S	32	21	255	65.6	3	55	2	2	18	95.2	5	14	19	0	W	24-20
11/18	at Buffalo	S	39	31	373	79.5	5	43	0	0	0	146.1	2	9	5	0	W	56-10
11/25	Philadelphia	S	54	34	380	63.0	1	42	0	3	18	90.0	3	16	12	0	W	31-28
12/03	at Baltimore	S	38	18	257	47.4	2	43	1	3	21	76.3	2	14	12	0	W	27-24
12/09	Pittsburgh	S	46	32	399	69.6	4	63t	0	0	0	125.2	1	4	4	0	W	34-13
12/16	N.Y. Jets	S	27	14	140	51.9	0	46	1	1	6	51.5	4	9	4	0	W	20-10
12/23	Miami	S	33	18	215	54.5	3	48	2	3	11	79.7	4	11	10	0	W	28-7
12/29	at N.Y. Giants	S	42	32	356	76.2	2	65t	0	1	10	116.8	4	4	-1	0	W	38-35
<b>2007 Totals</b>	<b>16/16</b>		<b>578</b>	<b>398</b>	<b>4806</b>	<b>68.9</b>	<b>50</b>	<b>69t</b>	<b>8</b>	<b>21</b>	<b>128</b>	<b>117.2</b>	<b>37</b>	<b>98</b>	<b>19</b>	<b>2</b>		<b>16-0</b>
01/12	Jacksonville	S	28	26	262	92.9	3	53	0	1	4	141.4	2	1	2	0	W	31-20
01/20	San Diego	S	33	22	209	66.7	2	18	3	2	11	66.4	2	-2	-1	0	W	21-12
02/03	N.Y. Giants	S	48	29	266	60.4	1	19	0	5	37	82.5	-	-	-	-	L	14-17
<b>2007 Postseason</b>	<b>3/3</b>		<b>109</b>	<b>77</b>	<b>737</b>	<b>70.6</b>	<b>6</b>	<b>53</b>	<b>3</b>	<b>8</b>	<b>52</b>	<b>96.0</b>	<b>4</b>	<b>-1</b>	<b>2</b>	<b>0</b>		<b>2-1</b>
Passing													Rushing					
<b>2008</b>	<b>Opponent</b>	<b>P/S</b>	<b>Att</b>	<b>Cmp</b>	<b>Yds</b>	<b>Pct</b>	<b>TD</b>	<b>Lg</b>	<b>Int</b>	<b>S</b>	<b>Yds</b>	<b>Rating</b>	<b>Rush</b>	<b>Yds</b>	<b>Lg</b>	<b>TD</b>	<b>W/L</b>	<b>Score</b>
09/07	Kansas City	S	11	7	76	63.6	0	26	0	0	0	83.9	-	-	-	-	W	17-10
09/14	at N.Y. Jets	Placed on Injured Reserve 9/9/08																
<b>2008 Totals</b>	<b>1/1</b>		<b>11</b>	<b>7</b>	<b>76</b>	<b>63.6</b>	<b>0</b>	<b>26</b>	<b>0</b>	<b>0</b>	<b>0</b>	<b>83.9</b>	<b>0</b>	<b>0</b>	<b>0</b>	<b>0</b>		<b>11-5</b>
Passing													Rushing					
<b>2009</b>	<b>Opponent</b>	<b>P/S</b>	<b>Att</b>	<b>Cmp</b>	<b>Yds</b>	<b>Pct</b>	<b>TD</b>	<b>Lg</b>	<b>Int</b>	<b>S</b>	<b>Yds</b>	<b>Rating</b>	<b>Rush</b>	<b>Yds</b>	<b>Lg</b>	<b>TD</b>	<b>W/L</b>	<b>Score</b>
09/14	Buffalo	S	53	39	378	73.6	2	31	1	1	10	97.8	1	9	9	0	W	25-24
09/20	at N.Y. Jets	S	47	23	216	48.9	0	29	1	0	0	53.1	1	2	2	0	L	9-16
09/27	Atlanta	S	42	25	277	59.5	1	36t	0	0	0	87.1	3	0	2	0	W	26-10
10/04	Baltimore	S	32	21	258	65.6	1	34	0	3	24	100.8	5	11	7	1	W	27-21
10/11	at Denver	S	33	19	215	57.6	2	36	0	1	6	97.4	1	-1	-1	0	L	17-20 ot
10/18	Tennessee	S	34	29	380	85.3	6	48	0	2	6	152.8	-	-	-	-	W	59-0
10/25	at Tampa Bay	S	32	23	308	71.9	3	54t	2	1	1	107.3	1	5	5	0	W	35-7
11/08	Miami	S	37	25	332	67.6	1	71t	1	2	9	93.5	1	5	5	0	W	27-17
11/15	at Indianapolis	S	42	29	375	69.0	3	63t	1	2	11	110.7	3	3	3	0	L	34-35
11/22	N.Y. Jets	S	41	28	310	68.3	1	43	0	2	11	98.6	4	9	7	0	W	31-14
11/30	at New Orleans	S	36	21	237	58.3	0	47	2	1	4	55.0	1	2	2	0	L	17-38
12/06	at Miami	S	29	19	352	65.5	2	81t	2	0	0	101.5	-	-	-	-	L	21-22
12/13	Carolina	S	32	19	192	59.4	1	23	1	0	0	74.0	2	-2	-1	0	W	20-10
12/20	at Buffalo	S	23	11	115	47.8	1	16	1	0	0	59.1	4	-3	0	0	W	17-10
12/27	Jacksonville	S	26	23	267	88.5	4	29	0	0	0	149.0	2	4	2	0	W	35-7
01/03	at Houston	S	26	17	186	65.4	0	41	1	1	4	70.4	-	-	-	-	L	27-34
<b>2009 Totals</b>	<b>16/16</b>		<b>565</b>	<b>371</b>	<b>4398</b>	<b>65.7</b>	<b>28</b>	<b>81t</b>	<b>13</b>	<b>16</b>	<b>86</b>	<b>96.2</b>	<b>29</b>	<b>44</b>	<b>9</b>	<b>1</b>		<b>10-6</b>
01/10	Baltimore	S	42	23	154	54.7	2	24	3	3	22	49.1	-	-	-	-	L	14-33
<b>2009 Postseason</b>	<b>1/1</b>		<b>42</b>	<b>23</b>	<b>154</b>	<b>54.7</b>	<b>2</b>	<b>24</b>	<b>3</b>	<b>3</b>	<b>22</b>	<b>49.1</b>	<b>0</b>	<b>0</b>	<b>0</b>	<b>0</b>		<b>0-1</b>
Passing													Rushing					
<b>2010</b>	<b>Opponent</b>	<b>P/S</b>	<b>Att</b>	<b>Cmp</b>	<b>Yds</b>	<b>Pct</b>	<b>TD</b>	<b>Lg</b>	<b>Int</b>	<b>S</b>	<b>Yds</b>	<b>Rating</b>	<b>Rush</b>	<b>Yds</b>	<b>Lg</b>	<b>TD</b>	<b>W/L</b>	<b>Score</b>
09/12	Cincinnati	S	35	25	258	71.4	3	45	0	0	0	120.9	-	-	-	-	W	38-24
09/19	at N.Y. Jets	S	36	20	248	55.6	2	46	2	1	9	72.5	-	-	-	-	L	14-28
09/26	Buffalo	S	27	21	252	77.8	3	35t	0	1	7	142.6	4	6	9	0	W	38-30
10/04	at Miami	S	24	19	153	79.2	1	17	0	3	7	107.1	5	6	5	0	W	41-14

## TOM BRADY'S CAREER GAME-BY-GAME (CONT.)

10/17	Baltimore	S	44	27	292	61.4	1	30	2	3	25	69.5	2	1	2	0	W	23-20
10/24	at San Diego	S	32	19	159	59.4	1	24	0	4	31	82.7	2	1	2	0	W	23-20
10/31	Minnesota	S	27	16	240	59.3	1	65t	0	0	0	100.8	4	-3	0	0	W	28-18
11/07	at Cleveland	S	36	19	224	52.8	2	26	0	1	9	90.5	1	1	1	0	L	14-34
11/14	at Pittsburgh	S	43	30	350	69.8	3	45	0	0	0	117.4	1	3	3	1	W	39-26
11/21	Indianapolis	S	25	19	186	76.0	2	25	0	1	8	123.1	4	-2	0	0	W	31-28
11/25	at Detroit	S	27	21	341	77.8	4	79t	0	1	3	158.3	4	1	3	0	W	45-24
12/06	N.Y. Jets	S	29	21	326	72.4	4	50	0	3	22	148.9	1	3	3	0	W	45-3
12/12	at Chicago	S	40	27	369	67.5	2	59t	0	3	18	113.4	-	-	-	-	W	36-7
12/19	Green Bay	S	24	15	163	62.5	2	35	0	3	27	110.2	-	-	-	-	W	31-27
12/26	at Buffalo	S	27	15	140	55.6	3	23	0	1	9	107.0	3	13	7	0	W	34-3
01/02	Miami	S	16	10	199	62.5	2	40	0	0	0	145.6	-	-	-	-	W	38-7
<b>2010 Totals</b>	<b>16/16</b>	<b>492</b>	<b>324</b>	<b>3900</b>	<b>65.9</b>	<b>36</b>	<b>79t</b>	<b>4</b>	<b>25</b>	<b>175</b>	<b>111.0</b>	<b>31</b>	<b>30</b>	<b>9</b>	<b>1</b>			<b>14-2</b>
01/16	N.Y. Jets	S	45	29	299	64.4	2	37	1	5	40	89.0	2	2	3	0	L	21-28
<b>2010 Postseason</b>	<b>1/1</b>	<b>45</b>	<b>29</b>	<b>299</b>	<b>64.4</b>	<b>2</b>	<b>37</b>	<b>1</b>	<b>5</b>	<b>40</b>	<b>89.0</b>	<b>2</b>	<b>2</b>	<b>3</b>	<b>0</b>			<b>0-1</b>
Passing													Rushing					
2011	Opponent	P/S	Att	Cmp	Yds	Pct	TD	Lg	Int	S	Yds	Rating	Rush	Yds	Lg	TD	W/L	Score
09/12	at Miami	S	48	32	517	66.7	4	99t	1	1	1	121.6	1	3	3	0	W	38-24
09/18	San Diego	S	40	31	423	77.5	3	33	0	2	13	135.7	2	3	4	0	W	35-21
09/25	at Buffalo	S	45	30	387	66.7	4	33	4	0	0	86.1	1	5	5	0	L	31-34
10/02	at Oakland	S	30	16	226	53.3	2	32	0	1	0	100.1	1	-1	-1	0	W	31-19
10/09	N.Y. Jets	S	33	24	321	72.7	1	73	1	4	27	100.7	1	3	3	0	W	30-21
10/16	Dallas	S	41	27	289	65.9	2	45	2	3	19	82.3	4	17	5	0	W	20-16
10/30	at Pittsburgh	S	35	24	198	68.6	2	23	0	3	28	101.8	-	-	-	-	L	17-25
11/06	N.Y. Giants	S	49	28	342	57.1	2	28	2	2	10	75.4	1	5	5	0	L	20-24
11/13	at N.Y. Jets	S	39	26	329	66.7	3	53	0	0	0	118.4	3	2	3	0	W	37-16
11/21	Kansas City	S	27	15	234	55.6	2	52t	0	3	11	109.2	2	10	8	0	W	34-3
11/27	at Philadelphia	S	34	24	361	70.6	3	63	0	1	8	134.6	5	28	13	0	W	38-20
12/04	Indianapolis	S	38	29	289	76.3	2	23	0	1	0	114.9	3	7	5	0	W	31-24
12/11	at Washington	S	37	22	357	59.5	3	50	1	1	5	107.6	4	8	5	0	W	34-27
12/18	at Denver	S	34	23	320	67.6	2	46	0	2	10	117.3	6	2	2	1	W	41-23
12/24	Miami	S	46	27	304	58.7	1	42	0	4	23	85.8	9	17	5	2	W	27-24
01/01	Buffalo	S	35	23	338	65.7	3	53	1	4	18	113.8	-	-	-	-	W	49-21
<b>2011 Totals</b>	<b>16/16</b>	<b>611</b>	<b>401</b>	<b>5235</b>	<b>65.6</b>	<b>39</b>	<b>99t</b>	<b>12</b>	<b>32</b>	<b>173</b>	<b>105.6</b>	<b>43</b>	<b>109</b>	<b>13</b>	<b>1</b>			<b>13-13</b>
01/14	Denver	S	34	26	363	76.5	6	61t	1	0	0	137.6	3	8	4	0	W	45-10
01/22	Baltimore	S	36	22	239	61.1	0	23	2	1	5	57.5	6	2	4	0	W	23-20
02/05	N.Y. Giants	S	41	27	276	65.9	2	21	1	2	10	91.1	-	-	-	-	L	17-21
<b>2011 Postseason</b>	<b>3/3</b>	<b>111</b>	<b>75</b>	<b>878</b>	<b>67.6</b>	<b>8</b>	<b>61t</b>	<b>4</b>	<b>3</b>	<b>15</b>	<b>100.4</b>	<b>9</b>	<b>10</b>	<b>8</b>	<b>0</b>			<b>2-1</b>
Passing													Rushing					
2012	Opponent	P/S	Att	Cmp	Yds	Pct	TD	Lg	Int	S	Yds	Rating	Rush	Yds	Lg	TD	W/L	Score
09/09	at Tennessee	S	31	23	236	74.2	2	28	0	1	8	117.1	2	1	2	0	W	34-13
09/16	Arizona	S	46	28	316	60.9	1	36	1	4	19	79.6	1	-1	-1	0	L	18-20
09/23	at Baltimore	S	41	28	335	68.3	1	59	0	2	16	101.2	2	7	7	0	L	30-31
09/30	at Buffalo	S	36	22	340	61.1	3	41	0	1	7	120.1	1	4	4t	1	W	52-28
10/07	Denver	S	31	23	223	74.2	1	25	0	4	30	116.2	4	-2	1t	1	W	31-21
10/14	at Seattle	S	58	36	395	62.1	2	46t	2	1	7	79.3	-	-	-	-	L	23-24
10/21	N.Y. Jets	S	42	26	259	61.9	2	21	0	1	9	95.2	-	-	-	-	W	29-26 ot
10/28	at St. Louis	S	35	23	304	65.7	4	32	0	0	0	131.1	1	3	3	0	W	45-7
11/11	Buffalo	S	38	23	237	60.5	2	24	0	1	7	96.1	1	-1	-1	0	W	37-31
11/18	Indianapolis	S	35	24	331	68.6	3	36	0	0	0	127.2	-	-	-	-	W	59-24
11/22	at N.Y. Jets	S	27	18	323	66.7	3	83t	0	0	0	144.5	3	5	2	1	W	49-19
12/02	at Miami	S	40	24	238	60.0	1	31	1	4	25	74.8	4	-1	2	0	W	23-16
12/10	Houston	S	35	21	296	60.0	4	63t	0	1	7	125.4	1	6	6	0	W	42-14
12/16	San Francisco	S	65	36	443	55.4	1	53	2	3	18	68.9	3	11	5	1	L	34-41
12/23	at Jacksonville	S	41	24	267	58.5	2	32	2	3	21	73.9	-	-	-	-	W	23-16
12/30	Miami	S	36	22	284	61.1	2	25	0	1	8	104.4	-	-	-	-	W	28-0
<b>2012 Totals</b>	<b>16/16</b>	<b>637</b>	<b>401</b>	<b>4827</b>	<b>63.0</b>	<b>34</b>	<b>83t</b>	<b>8</b>	<b>27</b>	<b>182</b>	<b>98.7</b>	<b>23</b>	<b>32</b>	<b>7</b>	<b>4</b>			<b>12-4</b>
01/13	Houston	S	40	25	344	62.5	3	47	0	1	9	115.0	1	-1	-1	0	W	41-28
01/20	Baltimore	S	54	29	320	53.7	1	36	2	0	0	62.3	2	5	3	0	L	13-28
<b>2012 Postseason</b>	<b>2/2</b>	<b>94</b>	<b>54</b>	<b>664</b>	<b>57.4</b>	<b>4</b>	<b>47</b>	<b>2</b>	<b>1</b>	<b>9</b>	<b>84.7</b>	<b>3</b>	<b>4</b>	<b>3</b>	<b>0</b>			<b>1-1</b>

PLAYERS

## TOM BRADY'S CAREER GAME-BY-GAME (CONT.)

2013	Opponent	P/S	Passing										Rushing					Score
			Att	Cmp	Yds	Pct	TD	Lg	Int	S	Yds	Rating	Rush	Yds	Lg	TD	W/L	
09/08	at Buffalo	S	52	29	288	55.8	2	35	1	3	15	76.4	4	-4	-1	0	W	23-21
09/12	N.Y. Jets	S	39	19	185	48.7	1	39t	0	1	7	71.0	2	-2	-1	0	W	13-10
09/22	Tampa Bay	S	36	25	225	69.4	2	20	1	3	23	92.9	5	5	5	0	W	22-3
09/29	at Atlanta	S	31	20	316	64.5	2	49	0	0	0	119.8	5	-2	1	0	W	30-23
10/06	at Cincinnati	S	38	18	197	47.4	0	53	1	4	31	52.2	-	-	-	-	L	6-13
10/13	New Orleans	S	43	25	269	58.1	1	23	1	5	34	74.7	2	16	11	0	W	30-27
10/20	at N.Y. Jets	S	46	22	228	47.8	0	30	1	4	23	53.5	-	-	-	-	L	27-30 ot
10/27	Miami	S	22	13	116	59.1	1	26	1	3	16	69.5	4	5	8	0	W	27-17
11/03	Pittsburgh	S	33	23	432	69.7	4	81t	0	3	19	151.8	1	-1	-1	0	W	55-31
11/18	at Carolina	S	40	29	296	72.5	1	37	1	2	13	91.2	1	3	3	0	L	20-24
11/24	Denver	S	50	34	344	68.0	3	43	0	3	20	107.4	2	0	1	0	W	34-31 ot
12/01	at Houston	S	41	29	371	70.7	2	50	1	1	6	104.8	-	-	-	-	W	34-31
12/08	Cleveland	S	52	32	418	61.5	2	50	1	4	21	91.7	2	1	2	0	W	27-26
12/15	at Miami	S	55	34	364	61.8	2	30	1	1	7	85.7	-	-	-	-	L	20-24
12/22	at Baltimore	S	26	14	172	53.8	1	34	0	2	14	87.3	-	-	-	-	W	41-7
12/29	Buffalo	S	24	14	122	58.3	1	22	1	1	7	68.4	4	-3	0	0	W	34-20
<b>2013 Totals</b>			<b>16/16</b>	<b>628</b>	<b>380</b>	<b>4343</b>	<b>60.5</b>	<b>25</b>	<b>81t</b>	<b>11</b>	<b>40</b>	<b>256</b>	<b>87.3</b>	<b>32</b>	<b>18</b>	<b>11</b>	<b>0</b>	<b>12-4</b>
01/11	Indianapolis	S	25	13	198	52.0	0	53	0	2	13	78.4	1	-1	-1	0	W	43-22
01/19	at Denver	S	38	24	277	63.2	1	27	0	2	21	93.9	2	7	5t	1	L	16-26
<b>2013 Postseason</b>			<b>2/2</b>	<b>63</b>	<b>37</b>	<b>475</b>	<b>58.7</b>	<b>1</b>	<b>53</b>	<b>0</b>	<b>4</b>	<b>34</b>	<b>87.7</b>	<b>3</b>	<b>6</b>	<b>5t</b>	<b>1</b>	<b>1-1</b>



PLAYERS



# ALAN BRANCH



# 97

HT: 6-6 WT: 325  
Born: 12/29/1984 Exp. (NFL/Patriots): 8/1  
GP/GS (Playoffs): 102/49 (7/3) Acq: FA-14  
College: Michigan Hometown: Rio Rancho, N.M.

SUPER BOWLS: 

DEFENSIVE LINE

## CAREER TRANSACTIONS

Alan Branch was signed by the New England Patriots as a free agent on Oct. 29, 2014 ... Originally selected by Arizona in the second round (33rd overall) of the 2007 NFL Draft ... Released by Arizona (7/25/11) ... Signed by Seattle as a free agent (7/29/11) ... Released by Seattle (3/12/13) ... Signed by Buffalo as a free agent (4/2/13) ... Released by Buffalo (8/24/14).

## SEASONAL REVIEWS

### 2014 (8/2, 3/0)

- ★ Recorded three tackles in the Super Bowl XLIX win vs. Seattle (2/1/15).
- ★ Posted two tackles in the AFC Championship win vs. Indianapolis (1/18/15).
- ★ Posted two tackles in the AFC Divisional win vs. Baltimore (1/10/15).
- ★ Started and posted three tackles vs. Buffalo (12/28).
- ★ Made his first start of the season and posted four tackles in the win at N.Y. Jets (12/21).
- ★ Played in his 100th career game in the win vs. Miami (12/14), finishing with one quarterback hit.
- ★ Posted two tackles in the win at San Diego (12/7).
- ★ Tallied one tackle at Green Bay (11/30).
- ★ Registered two tackles and batted down a Matthew Stafford pass in the fourth quarter of the win vs. Detroit (11/23).
- ★ Posted two tackles in the win at Indianapolis (11/16).
- ★ Made his Patriots debut in the win vs. Denver (11/2).
- ★ Signed by New England as a free agent (10/29).
- ★ Spent training camp with Buffalo but was released prior to the start of the regular season (8/24).

### 2013 (16/13 – Buffalo)

- ★ Appeared in all 16 regular season games with 13 starts, compiling a career-high 39 tackles and one pass defended.
- ★ Signed by Buffalo as a free agent (4/2).

### 2012 (16/16, 2/2 – Seattle)

- ★ Started all 16 regular-season games for the first time in his career, recording 29 tackles, one sack, two passes defended and his first career fumble recovery.
- ★ Made his second career postseason appearance, starting both playoff games for the Seahawks and finishing with six tackles and one sack for a four-yard loss.

### 2011 (15/15 – Seattle)

- ★ Started all 15 regular-season games he appeared in along the Seahawks defensive front, posting 34 tackles, a career-high three sacks and two passes defended.
- ★ Signed by Seattle as a free agent (7/29).

### 2010 (16/3 – Arizona)

- ★ Appeared in all 16 regular-season games with three starts, totaling 35 tackles, two sacks, one pass defended and two forced fumbles.
- ★ Strip sacked Matt Hasselbeck in the first quarter at Seattle (10/24) for his first career forced fumble. Finished the game with two sacks.
- ★ Made his first NFL start at defensive end vs. San Francisco (11/29).

### 2009 (16/0, 2/1 – Arizona)

- ★ Played in all 16 regular-season games and posted 18 tackles, two sacks and two passes defended.
- ★ Made his postseason debut, appearing in both playoff games for the Cardinals and tallied four tackles and a fumble recovery.
- ★ Recorded the first and second sacks of his career, taking down Eli Manning for a total loss of 12 yards in the win at N.Y. Giants (10/25).
- ★ Tallied his first and second career passes defended vs. Indianapolis (9/27).

### 2008 (4/0 – Arizona)

- ★ Appeared in four regular-season games, finishing with six tackles.

### 2007 (11/0 – Arizona)

- ★ Played in 11 regular-season games as a rookie, totaling nine tackles.
- ★ Recorded his first career tackle at Washington (10/21).
- ★ Made his NFL debut vs. Carolina (10/14).
- ★ Missed the first five games of the season due to a hand injury.
- ★ Originally selected by Arizona in the second round (33rd overall) of the 2007 NFL Draft.

## COLLEGE

- ★ Played in 37 games with 23 starts in three seasons at Michigan, posting career highs with 25 tackles and two sacks as a junior in 2006.
- ★ Started all 13 games at defensive tackle as a junior in 2006, earning first-team All-Big Ten and ESPN All-America honors
- ★ Helped Michigan rank No. 1 in the nation in rush defense, allowing only 43.3 yards per game.
- ★ Played in 12 games with 10 starts as a sophomore in 2005.
- ★ Appeared in 12 games as a reserve defensive lineman as a freshman in 2004.

## PERSONAL

- ★ Born on Dec. 29, 1984.
- ★ Was a defensive lineman and fullback at Cibola HS in Rio Rancho, N.M., where he was named Gatorade Player of the Year in New Mexico, earning All-State and All-District honors as a junior and senior.
- ★ Recorded 200 tackles, six sacks, four forced fumbles, two fumble recoveries and one interception.
- ★ Also lettered three times in basketball.

## ALAN BRANCH

Pos: DL Ht: 6-6 Wt: 325 Year: 8th Acq: FA-14 College: Michigan Born: 12/29/84

REGULAR SEASON		TACKLES						INTERCEPTIONS					MISCELLANEOUS					
Year	Team	G/S	TT	UT	A	S	Yds	No	Yds	Avg	Lg	TD	PD	FF	FR	Yds	TD	SpT
2007	Cardinals	11/0	9	8	1	0.0	0.0	0	0	0.0	0	0	0	0	0	0	0	0
2008	Cardinals	4/0	6	5	1	0.0	0.0	0	0	0.0	0	0	0	0	0	0	0	0
2009	Cardinals	16/0	18	14	4	2.0	12.0	0	0	0.0	0	0	2	0	0	0	0	0
2010	Cardinals	16/3	35	27	8	2.0	7.0	0	0	0.0	0	0	1	2	0	0	0	0
2011	Seahawks	15/15	34	21	13	3.0	18.0	0	0	0.0	0	0	2	0	0	0	0	0
2012	Seahawks	16/16	29	16	13	1.0	4.0	0	0	0.0	0	0	2	0	1	0	0	0
2013	Bills	16/13	39	21	18	0.0	0.0	0	0	0.0	0	0	1	0	0	0	0	0
2014	Patriots	8/2	14	6	8	0.0	0.0	0	0	0.0	0	0	1	0	0	0	0	0
<b>Totals – 8 Years</b>		<b>102/49</b>	<b>184</b>	<b>118</b>	<b>66</b>	<b>8.0</b>	<b>41.0</b>	<b>0</b>	<b>0</b>	<b>0.0</b>	<b>0</b>	<b>0</b>	<b>9</b>	<b>2</b>	<b>1</b>	<b>0</b>	<b>0</b>	<b>0</b>
POSTSEASON		TACKLES						INTERCEPTIONS					MISCELLANEOUS					
Year	Team	G/S	TT	UT	A	S	Yds	No	Yds	Avg	Lg	TD	PD	FF	FR	Yds	TD	SpT
2009	Cardinals	2/1	4	3	1	0.0	0.0	0	0	0.0	0	0	0	0	1	0	0	0
2012	Seahawks	2/2	6	4	2	1.0	4.0	0	0	0.0	0	0	0	0	0	0	0	0
2014	Patriots	3/0	7	6	1	0.0	0.0	0	0	0.0	0	0	0	0	0	0	0	0
<b>Totals – 3 Years</b>		<b>7/3</b>	<b>17</b>	<b>13</b>	<b>4</b>	<b>1.0</b>	<b>4.0</b>	<b>0</b>	<b>0</b>	<b>0.0</b>	<b>0</b>	<b>0</b>	<b>0</b>	<b>0</b>	<b>1</b>	<b>0</b>	<b>0</b>	<b>0</b>





# BRANDON BROWNER



# 39

HT: 6-4 WT: 221  
 Born: 8/2/1984 Exp. (NFL/Patriots): 5/1  
 GP/GS (Playoffs): 45/45 (5/5) Acq: UFA (SEA)-14  
 College: Oregon State Hometown: Sylmar, Calif.

PRO BOWLS: 11  
 SUPER BOWLS: 13 14

## CORNERBACK

### CAREER TRANSACTIONS

Brandon Browner was signed by the New England Patriots as an unrestricted free agent from Seattle on March 15, 2014 ... Originally signed by Denver as a rookie free agent (4/26/05) ... Released by Denver (7/25/06) ... Signed by Seattle as a free agent (1/21/11).

### CAREER HIGHLIGHTS

- ★ Originally signed by Denver as an undrafted rookie free agent in 2005 and was placed on injured reserve with an arm injury during training camp. Was released prior training camp in 2006.
- ★ Played four seasons with the Calgary Stampeders (2007-10), was named to the CFL All-Star team in his last three seasons and won the Grey Cup in 2008. Played in 68 career games and totaled 206 tackles, two sacks, 12 interceptions and two touchdowns. Had a career-high 61 stops in 2008 and five interceptions in 2010.
- ★ Earned his first career Pro Bowl invitation in 2011, his first season in Seattle.
- ★ Became the single-season club record holder for return yards in a season with 220 (Dave Brown, 179 in 1984) in 2011.
- ★ Tied a club record with interceptions in four consecutive games in 2011.

### SEASONAL REVIEWS

#### 2014 (9/9, 3/3)

- ★ Started at right cornerback and recorded three tackles in the Super Bowl XLIX win vs. Seattle (2/1/15). Also swatted away a fourth-quarter pass in the end zone intended for Chris Matthews to help preserve the Patriots' 28-24 lead.
- ★ Started at right cornerback and posted one tackle in the AFC Championship win vs. Indianapolis (1/18/15).
- ★ Started at right cornerback and posted three tackles in the AFC Divisional win vs. Baltimore (1/10/15).
- ★ Inactive vs. Buffalo (12/28).
- ★ Started at right cornerback and posted four tackles and one pass defended in the win at N.Y. Jets (12/21).
- ★ Started at right cornerback and posted five tackles in the win vs. Miami (12/14).
- ★ Started at right cornerback and posted four tackles in the win at San Diego (12/7).
- ★ Started at cornerback and posted two tackles and one pass defended at Green Bay (11/30).
- ★ Started at cornerback and posted three tackles and two passes defended - both on third down throws intended for Calvin Johnson - in the win vs. Detroit (11/23).

- ★ Started at cornerback and posted three tackles in the win at Indianapolis (11/16).
- ★ Started at right cornerback and posted two tackles in the win vs. Denver (11/2). Recorded his first interception as a Patriot, picking off a Peyton Manning pass in the third quarter and returning it 30 yards to the 10-yard line to set up a 10-yard touchdown pass from Tom Brady to Brandon LaFell.
- ★ Started at right cornerback in the win vs. Chicago (10/26), finishing with three tackles and a pass defended on a Jay Cutler third-down throw intended for Martellus Bennett in the first quarter, forcing a Bears punt.
- ★ Made his Patriots debut with a start at cornerback in the win vs. N.Y. Jets (10/16).
- ★ Inactive vs. Cincinnati (10/5) and at Buffalo (10/12).
- ★ Suspended by the NFL for the first four games of the season.

#### 2013 (8/8, 0/0 - Seattle)

- ★ Started all eight games he played in and posted 19 tackles, one interception and 10 passes defended.
- ★ Missed four games with a groin injury and missed the final four games of the regular season and the playoffs due to an NFL suspension.

#### 2012 (12/12, 2/2 - Seattle)

- ★ Started all 12 regular-season games in which he played and registered 44 tackles, three interceptions, six passes defended, three forced fumbles and one fumble recovery.
- ★ Started both playoff games and posted six tackles and one pass defended.
- ★ Missed four games due to an NFL suspension.
- ★ Was part of a defense that finished first in scoring defense, third in opponent passer rating and fourth in yards allowed.

#### 2011 (16/16 - Seattle)

- ★ Started all 16 games and compiled 54 tackles, a team-high six interceptions with two touchdowns and defended 23 passes.
- ★ Earned his first career Pro Bowl invitation.
- ★ Led Seattle with six interceptions in 2011, including five in the final six games.
- ★ Became the single-season club record holder for return yards in a season with 220 (Dave Brown, 179 in 1984).
- ★ Became the first Seahawks player since Josh Wilson in 2009 to return two interceptions for a TD in one season.

PLAYERS

★ Tied a club record with interceptions in four consecutive games.

**2005 (0/0, 0/0 – Denver)**

★ Signed with Denver as an undrafted rookie free agent in 2005 and was placed on injured reserve with an arm injury during training camp.

**COLLEGE**

★ Started in every game he played at Oregon State and finished his two-year career with 87 tackles, one sack, two forced fumbles, six interceptions with one touchdown and 15 passes defended.

★ Compiled 44 tackles, one sack, nine passes defended and one blocked kick as a sophomore in 2004.

★ Earned All-American and All Pac-10 Conference honors from *The NFL Draft Report* in 2004.

★ Ranked ninth in the nation with six interceptions and recorded 43 tackles, two forced fumbles and six passes defended as a redshirt freshman in 2003.

★ Earned 2003 Pac-10 Freshman of the Year honors and was named to the Freshman All-American teams by the Football Writers Association and *The Sporting News*. Was also a member of the 2003 All Pac-10 second team.

★ Redshirted as a freshman in 2002.

**PERSONAL**

★ Born Aug. 2, 1984.

★ Attended Sylmar and Monroe High Schools in the San Fernando Valley, Calif., and was a Prep Star West All-Region and All-Valley Mission League selection as a senior playing defense and at receiver. Was also MVP of the Mission League on defense.

★ On offense, he accounted for 1,726 career yards and 24 touchdowns as well as 16 career interceptions on defense. Also returned three punts for touchdowns as a senior.

★ Majored in speech communications at Oregon State.

**ELITE COMPANY**

In 2011, Browner became just the fifth defensive player to emerge from the Canadian Football League to earn Pro Bowl status in the NFL.


**FORMER DEFENSIVE CFL PLAYERS TO EARN PRO BOWL HONORS**

Player	Pro Bowl(s)	Team(s)
Brandon Browner	2011	Seattle
Cameron Wake	2010, 12-13	Miami
Brendon Ayanbadejo	2006-08	Chicago, Baltimore
Shelton Quarles	2002	Tampa Bay
Mike Nelms	1980-82	Washington

**BRANDON BROWNER**

Pos: CB Ht: 6-4 Wt: 221 Year: 5th Acq: UFA (SEA)-14 College: Oregon State Born: 8/2/84

REGULAR SEASON		TACKLES					INTERCEPTIONS					MISCELLANEOUS					PUNT RETURNS							
Year	Team	G/S	TT	UT	A	S	Yds	NO	Yds	Avg	Lg	TD	PD	FF	FR	Yds	TD	SpT	No	Yds	Avg	Lg	TD	
2005	Broncos							Injured Reserve																
2011	Seahawks	16/16	54	51	3	0.0	0.0	6	220	36.7	94t	2	23	0	0	0	0	0	0	0	0	0	0	0
2012	Seahawks	12/12	44	35	9	0.0	0.0	3	39	13.0	35	0	7	3	1	0	0	0	0	1	-1	-1.0	-1	0
2013	Seahawks	8/8	19	18	1	0.0	0.0	1	49	49.0	49	0	10	0	0	0	0	0	0	0	0.0	0.0	0	0
2014	Patriots	9/9	26	22	4	0.0	0.0	1	32	32.0	30	0	6	0	0	0	0	0	0	0	0.0	0.0	0	0
<b>Totals – 4 Years</b>		<b>45/45</b>	<b>143</b>	<b>126</b>	<b>17</b>	<b>0.0</b>	<b>0.0</b>	<b>11</b>	<b>340</b>	<b>30.9</b>	<b>94t</b>	<b>2</b>	<b>46</b>	<b>3</b>	<b>1</b>	<b>0</b>	<b>0</b>	<b>0</b>	<b>1</b>	<b>-1</b>	<b>-1.0</b>	<b>-1</b>	<b>0</b>	<b>0</b>
POSTSEASON		TACKLES					INTERCEPTIONS					MISCELLANEOUS					PUNT RETURNS							
Year	Team	G/S	TT	UT	A	S	Yds	NO	Yds	Avg	Lg	TD	PD	FF	FR	Yds	TD	SpT	No	Yds	Avg	Lg	TD	
2005	Broncos	0/0						Injured Reserve																
2012	Seahawks	2/2	6	5	1	0.0	0.0	0	0	0.0	0	0	1	0	0	0	0	0	0	0	0	0.0	0	0
2013	Seahawks	0/0						NFL Suspension																
2014	Patriots	3/3	7	6	1	0.0	0.0	0	0	0.0	0	0	1	0	0	0	0	0	0	0	0	0.0	0	0
<b>Totals – 4 Years</b>		<b>5/5</b>	<b>13</b>	<b>11</b>	<b>2</b>	<b>0.0</b>	<b>0.0</b>	<b>0</b>	<b>0</b>	<b>0.0</b>	<b>0</b>	<b>0</b>	<b>2</b>	<b>0</b>	<b>0</b>	<b>0</b>	<b>0</b>	<b>0</b>	<b>0</b>	<b>0</b>	<b>0.0</b>	<b>0</b>	<b>0</b>	<b>0</b>



# MICHAEL BUCHANAN



# 99

HT: 6-6 WT: 255  
 Born: 1/24/1991 Exp. (NFL/Patriots): 2/2  
 GP/GS (Playoffs): 18/0 (2/0) Acq: D7a-13 (226th)  
 College: Illinois Hometown: Homewood, Ill.

SUPER BOWLS: 14

## DEFENSIVE LINE

### CAREER TRANSACTIONS

Michael Buchanan was drafted by the New England Patriots in the seventh round (226th overall) of the 2013 NFL Draft.

### SEASONAL REVIEWS

#### 2014 (3/0, 0/0)

- ★ Placed on season-ending injured reserve (10/6).
- ★ Played limited snaps along the defensive line and on special teams vs. Cincinnati (10/5), finishing with one special teams stop.
- ★ Played limited snaps along the defensive line at Kansas City (9/29).
- ★ Made his season debut vs. Oakland (9/21).
- ★ Inactive for the first two games due to injury.

#### 2013 (15/0, 2/0)

- ★ Played in 15 regular-season games and compiled three tackles, two sacks and seven special teams tackles.
- ★ Appeared as a reserve in both playoff contests.
- ★ Was a healthy scratch at Miami (12/15).
- ★ Made his NFL debut in limited action vs. Buffalo (9/8).
- ★ Recorded his first NFL sack vs. N.Y. Jets (9/12) when

he dropped Geno Smith for a 6-yard loss in the second quarter.

- ★ Registered his second sack of the season at Atlanta (9/29), a 9-yard loss on third down in New England territory that held the Falcons to a field goal.

### COLLEGE

- ★ Played in the 2013 Senior Bowl.
- ★ Second-team All-Big Ten in both 2011 (coaches) and 2012 (coaches and media); honorable mention All-Big Ten in 2012 (media).
- ★ Played in 46 career games, making 32 starts and posting 161 tackles, 26 tackles for loss and 14 sacks.
- ★ Helped lead Illinois to back-to-back bowl victories in 2010 (Texas Bowl) and 2011 (Kraft Fight Hunger).
- ★ Anchored a 2011 Illini defense that ranked seventh nationally in total defense (286.2 ypg) and third nationally in pass defense (162.3 ypg).

### PERSONAL

- ★ Born Jan. 24, 1991.
- ★ Son of Michael Buchanan Sr., and Lolita Jordan.
- ★ Majored in communications.

PLAYERS

## MICHAEL BUCHANAN

Pos: DL Ht: 6-6 Wt: 255 Year: 2nd Acq: D7a-13 (226th) College: Illinois Born: 1/24/91

REGULAR SEASON		TACKLES						INTERCEPTIONS					MISCELLANEOUS						
Year	Team	G/S	TT	UT	A	S	Yds	No	Yds	Avg	Lg	TD	PD	FF	FR	Yds	TD	SpT	
2013	Patriots	15/0	3	3	0	2.0	15.0	0	0	0.0	0	0	0	0	0	0	0	7	
2014	Patriots	3/0	0	0	0	0.0	0.0	0	0	0.0	0	0	0	0	0	0	0	1	
<b>Totals - 2 Years</b>		<b>18/0</b>	<b>3</b>	<b>3</b>	<b>0</b>	<b>2.0</b>	<b>15.0</b>	<b>0</b>	<b>0</b>	<b>0.0</b>	<b>0</b>	<b>0</b>	<b>0</b>	<b>0</b>	<b>0</b>	<b>0</b>	<b>0</b>	<b>8</b>	
POSTSEASON		TACKLES						INTERCEPTIONS					MISCELLANEOUS						
Year	Team	G/S	TT	UT	A	S	Yds	No	Yds	Avg	Lg	TD	PD	FF	FR	Yds	TD	SpT	
2013	Patriots	2/0	0	0	0	0.0	0.0	0	0	0.0	0	0	0	0	0	0	0	0	
2014	Patriots		Injured Reserve																
<b>Totals - 2 Years</b>		<b>2/0</b>	<b>0</b>	<b>0</b>	<b>0</b>	<b>0.0</b>	<b>0.0</b>	<b>0</b>	<b>0</b>	<b>0.0</b>	<b>0</b>	<b>0</b>	<b>0</b>	<b>0</b>	<b>0</b>	<b>0</b>	<b>0</b>	<b>0</b>	

## BUCHANAN'S CAREER GAME-BY-GAME

2013	Opponent	P/S	TT	UT	A	S	Yds	Int	Yds	PD	FF	FR	SpT	
09/08	at Buffalo	p	0	0	0	0	-	-	-	-	-	-	-	
09/12	N.Y. Jets	p	1	1	0	1.0	6.0	-	-	-	-	-	-	
09/22	Tampa Bay	p	0	0	0	0	-	-	-	-	-	-	-	
09/29	at Atlanta	p	1	1	0	1.0	9.0	-	-	-	-	-	1	
10/06	at Cincinnati	p	0	0	0	0	-	-	-	-	-	-	1	
10/13	New Orleans	p	0	0	0	0	-	-	-	-	-	-	-	
10/20	at N.Y. Jets	p	0	0	0	0	-	-	-	-	-	-	-	
10/27	Miami	p	0	0	0	0	-	-	-	-	-	-	-	
11/03	Pittsburgh	p	0	0	0	0	-	-	-	-	-	-	-	
11/18	at Carolina	p	0	0	0	0	-	-	-	-	-	-	-	
11/24	Denver	p	0	0	0	0	-	-	-	-	-	-	1	
12/01	at Houston	p	0	0	0	0	-	-	-	-	-	-	-	
12/08	Cleveland	p	0	0	0	0	-	-	-	-	-	-	2	
12/15	at Miami		Inactive											
12/22	at Baltimore	p	1	1	0	1.0	9.0	-	-	-	-	-	1	
12/29	Buffalo	p	0	0	0	0	-	-	-	-	-	-	-	
<b>2013 Totals</b>		<b>15/0</b>	<b>3</b>	<b>3</b>	<b>0</b>	<b>2.0</b>	<b>15.0</b>	<b>0</b>	<b>0</b>	<b>0.0</b>	<b>0</b>	<b>0</b>	<b>7</b>	
01/11	Indianapolis	p	0	0	0	0	-	-	-	-	-	-	-	
01/19	at Denver	p	0	0	0	0	-	-	-	-	-	-	-	
<b>2013 Postseason</b>		<b>2/0</b>	<b>0</b>	<b>0</b>	<b>0</b>	<b>0.0</b>	<b>0.0</b>	<b>0</b>	<b>0</b>	<b>0.0</b>	<b>0</b>	<b>0</b>	<b>0</b>	



# MALCOLM BUTLER



HT: 5-11 WT: 190  
 Born: 3/2/1990 Exp. (NFL/Patriots): Rookie  
 GP/GS (Playoffs): 11/1 (3/0) Acq: FA-14  
 College: West Alabama Hometown: Vicksburg, Miss.

SUPER BOWLS: 1

C O R N E R B A C K

## CAREER TRANSACTIONS

Malcolm Butler was signed by the New England Patriots as a rookie free agent on May 19, 2014.

## SEASONAL REVIEWS

2014 (11/1, 3/0)

★ Sealed the Patriots' 28-24 Super Bowl XLIX win vs. Seattle (2/1/15) by intercepting Russell Wilson's pass intended for Ricardo Lockette in the end zone with 26 seconds left to play. He undercut a slant route, picked off the pass and returned it to the two-yard line. After an encroachment penalty on Seattle, Tom Brady kneeled twice to claim the win in Super Bowl XLIX. It was his first career NFL interception. Two plays before the interception, Butler swatted a deep pass intended for Jermaine Kearse, but Kearse was able to gather the tipped ball before Butler pushed him out of bounds at the five-yard line. Butler led the team with a game-high three passes defended in just 18 defensive snaps. Also posted three tackles.

★ Recorded his first career postseason tackle in the AFC Championship win vs. Indianapolis (1/18/15).

★ Made his postseason debut in the AFC Divisional win vs. Baltimore (1/10/15).

★ Posted four tackles and one special teams stop vs. Buffalo (12/28).

★ Made his first NFL start at defensive back in the win vs. Miami (12/14), finishing with two tackles.

★ Saw significant playing time as a fourth cornerback in the win vs. Denver (11/2), finishing with four tackles and a pass defended on a Peyton Manning throw intended for Emmanuel Sanders in the fourth quarter.

★ Played as a reserve cornerback and on special teams in the win vs. Chicago (10/26), posting two passes defended.

★ Active, but did not play at Buffalo (10/12).

★ Inactive vs. Cincinnati (10/5), vs. N.Y. Jets (10/16), vs. Detroit (11/23) and at Green Bay (11/30).

★ Made the team as an undrafted rookie free agent.

★ Played around half of all defensive snaps as the third corner at Kansas City (9/29), posting one tackle.

★ Played on special teams in the win vs. Oakland (9/21).

★ Came in on defense late in the game and posted his first career pass defended at Minnesota (9/14).

★ In his NFL debut at Miami (9/7), saw action on special teams and at cornerback and recorded two tackles.

## COLLEGE

★ Played two seasons at West Alabama after transferring from Hinds (Miss.) Community College. Was a two-time first team All-GSC selection at cornerback as a junior and senior.

★ Played in 25 games at West Alabama and compiled 94 tackles, seven interceptions, 27 passes defended and blocked a field goal. Also returned kickoffs and punts.

★ Led the GSC with 18 passes defended as a senior.

★ Intercepted three passes in a game against West Georgia as a junior.

## PERSONAL

★ Born March 2, 1990, in Vicksburg, Miss.

★ Son of Deborah Butler and is one of five children.

★ Majored in physical education at West Alabama.

## MALCOLM BUTLER

Pos: CB Ht: 5-11 Wt: 190 Year: Rookie Acq: FA-14 College: West Alabama Born: 3/2/90

REGULAR SEASON		TACKLES						INTERCEPTIONS					MISCELLANEOUS					
Year	Team	G/S	TT	UT	A	S	Yds	No	Yds	Avg	Lg	TD	PD	FF	FR	Yds	TD	SpT
2014	Patriots	11/1	14	13	1	0.0	0.0	0	0	0.0	0	0	4	0	0	0	0	1
<b>Totals - 1 Year</b>		<b>11/1</b>	<b>14</b>	<b>13</b>	<b>1</b>	<b>0.0</b>	<b>0.0</b>	<b>0</b>	<b>0</b>	<b>0.0</b>	<b>0</b>	<b>0</b>	<b>4</b>	<b>0</b>	<b>0</b>	<b>0</b>	<b>0</b>	<b>1</b>
POSTSEASON		TACKLES						INTERCEPTIONS					MISCELLANEOUS					
Year	Team	G/S	TT	UT	A	S	Yds	No	Yds	Avg	Lg	TD	PD	FF	FR	Yds	TD	SpT
2014	Patriots	3/0	4	4	0	0.0	0.0	1	3	3.0	3	0	3	0	0	0	0	0
<b>Totals - 1 Year</b>		<b>3/0</b>	<b>4</b>	<b>4</b>	<b>0</b>	<b>0.0</b>	<b>0.0</b>	<b>1</b>	<b>3</b>	<b>3.0</b>	<b>3</b>	<b>0</b>	<b>3</b>	<b>0</b>	<b>0</b>	<b>0</b>	<b>0</b>	<b>0</b>



# MARCUS CANNON



# 61

HT: 6-5 WT: 335  
 Born: 5/6/1988 Exp. (NFL/Patriots): 4/4  
 GP/GS (Playoffs): 53/11 (10/2) Acq: D5a-11 (138th)  
 College: Texas Christian Hometown: Odessa, Texas

SUPER BOWLS: 14

OFFENSIVE LINE

## CAREER TRANSACTIONS

Marcus Cannon was drafted by the New England Patriots in the fifth round (138th overall) of the 2011 NFL Draft.

## SEASONAL REVIEWS

### 2014 (16/4, 3/0)

- ★ Played on special teams in the AFC Divisional win vs. Baltimore (1/10/15), AFC Championship win vs. Indianapolis (1/18/15) and the Super Bowl XLIX win vs. Seattle (2/1/15).
- ★ Made his first start of the season at right tackle in place of Sebastian Vollmer vs. Buffalo (12/28).
- ★ Rotated in at left tackle when starter Nate Solder flexed out as a tackle-eligible tight end, and also contributed on special teams in the win vs. Miami (12/14).
- ★ Saw action as an eligible tight end and on special teams at Green Bay (11/30) and at San Diego (12/7).
- ★ Rotated in along the offensive line and played on special teams in the wins at Buffalo (10/12), vs. N.Y. Jets (10/16), vs. Chicago (10/26), vs. Denver (11/2), at Indianapolis (11/16), vs. Detroit (11/23) and at N.Y. Jets (12/21).
- ★ Rotated in at right tackle for one series and played on special teams vs. Cincinnati (10/5).
- ★ Rotated in at both tackle spots and played on special teams at Kansas City (9/29).
- ★ Started at left guard at Minnesota (9/14) and vs. Oakland (9/21).
- ★ Made his first start at left guard in the season opener at Miami (9/7). He had previously started seven games at right tackle.

### 2013 (14/6, 2/2)

- ★ Played in 14 regular-season games with six starts at right tackle after Sebastian Vollmer's season ended with an injury.
- ★ Missed two games due to injury.
- ★ Started both playoff games at right tackle.
- ★ Came on in relief of Sebastian Vollmer at right tackle vs. Tampa Bay (9/22) after Vollmer left the game with a foot injury and did not return.
- ★ Came on in relief of Dan Connolly at right guard vs. New Orleans (10/13) after Connolly left the game with a foot injury and did not return.
- ★ Replaced Sebastian Vollmer at right tackle vs. Miami (10/27) after Vollmer left with a leg injury and did not return.
- ★ Started the second game of his career vs. Pittsburgh (11/3), replacing Sebastian Vollmer as part of an offensive line that helped score 55 points and rack up 610 yards against the Steelers.
- ★ Started at right tackle vs. Denver (11/24) but left in the first quarter with an injury and did not return.

## EXTRA POINTS

- ★ 2011 Ed Block Courage Award winner—an annual award presented to select players in the National Football League, who are voted by their teammates as role models of inspiration, sportsmanship, and courage.
- ★ Missed the following two games at Houston (12/1) and vs. Cleveland (12/8) due to injury. Will Vittek started those two contests in his place.
- ★ Made his first career playoff start vs. Indianapolis (1/11).

### 2012 (16/1, 2/0)

- ★ Appeared in all 16 regular-season games and made one start at right tackle. Also appeared regularly on field goals and extra points.
- ★ Made his first career start at right tackle in place of an injured Sebastian Vollmer at N.Y. Jets (11/22).
- ★ Played in sub packages on offense along the offensive line, including tackle-eligible tight end in win at St. Louis (10/28).

### 2011 (7/0, 3/0)

- ★ Was activated off the Reserve/Non-Injury list on Nov. 15, and played in seven games on the offensive line and special teams.
- ★ 2011 Ed Block Courage Award winner.
- ★ Saw significant time at right tackle when fellow rookie Nate Solder shifted to tackle-eligible tight end and by rule, would have to exit the game for a play before returning to play tackle.
- ★ Saw his most extensive playing time of the season vs. Miami (12/24) when he entered the game in the second quarter at right tackle with Matt Light and Logan Mankins out with injuries.
- ★ Saw action as a reserve on special teams in Super Bowl XLVI vs. N.Y. Giants (2/5), the AFC Championship vs. Baltimore (1/22), and the Divisional Playoff game vs. Denver (1/14).

## COLLEGE

- ★ Cannon appeared in 49 games at Texas Christian, starting the final 36 contests that he appeared in – 24 at right tackle and 12 on the left side.
- ★ Honors and Awards (2010): third-team All-American honors from both *The NFL Draft Report* and *Rivals.com*, honorable mention from *Sports Illustrated*, first-team All-Mountain West Conference accolades.
- ★ Moved to left tackle during spring drills of his senior season and produced one of the finest seasons ever recorded by a TCU blocker.


PLAYERS



- ★ Did not allow any sacks in 2009 and 2010, despite never playing the left tackle position prior to his senior year.
- ★ Cannon helped the squad set school season-records in 2010 for points scored (541) and touchdowns recorded (70).
- ★ Honors and Awards (2009): All-American honorable mention by *The NFL Draft Report*; first-team All-Mountain West Conference honors; "Top 10 Workout Warrior" by ESPN for the second year in a row.
- ★ Honors and Awards (2008): Honorable mention All-Mountain West Conference selection in his first year in the starting lineup; "Top-10 Workout Warrior" by ESPN.
- ★ Redshirted as a freshman.

**PERSONAL**

- ★ Born Marcus Darell Cannon on May 6, 1988, in Odessa, Texas.
- ★ Attended Odessa (Texas) High School.
- ★ All-District honorable mention as a junior, earning All-District first-team and Class 5A All-State honors during his senior season.
- ★ Also lettered in basketball, track and field and power-lifting.
- ★ Threw the discus 175 feet, 4 inches to finish fourth overall at the Texas Class 5A State meet in 2006.
- ★ Posted a personal-best toss of 60 feet, 8 inches in the shot put and 176 feet, 8 inches in the discus.
- ★ Standout for the Horned Frogs' indoor and outdoor track and field teams from 2009-10, often shuttling between football spring camp and track events.
- ★ Majored in communications.
- ★ Uncle, Allen Cannon, played at Vanderbilt (1981-82).



JONATHAN  
**CASILLAS**



**52**

HT: 6-1 WT: 227  
Born: 6/3/1987 Exp. (NFL/Patriots): 6/1  
GP/GS (Playoffs): 63/18 (7/0) Acq: TR (TB)-14  
College: Wisconsin Hometown: New Brunswick, N.J.

**LINEBACKER**

SUPER BOWL:

09 14

**PRONOUNCED** cah-SEE-us

**CAREER TRANSACTIONS**

Jonathan Casillas was acquired by the New England Patriots from Tampa Bay in a trade on Oct. 28, 2014 ... Originally signed by New Orleans as a rookie free agent (5/4/09) ... Released by New Orleans (3/12/13) ... Signed by Tampa Bay as a free agent (3/14/13).

**SEASONAL REVIEWS****2014 (8/3, 3/0 – New England)**

- ★ Led the team with 24 special teams snaps in the Super Bowl XLIX win vs. Seattle (2/1/15).
- ★ Posted one defensive tackle and one special teams stop in the AFC Championship win vs. Indianapolis (1/18/15).
- ★ Posted one special teams tackle in the AFC Divisional win vs. Baltimore (1/10/15).
- ★ Started at linebacker and tallied a season-high eight tackles vs. Buffalo (12/28).
- ★ Tallied one special teams tackle in the win at N.Y. Jets (12/21).
- ★ Started at linebacker and posted two tackles in the win vs. Miami (12/14).
- ★ Made his first start as a Patriot in the win at San Diego (12/7), filling in for the injured Dont'a Hightower. Posted five tackles and one forced fumble.
- ★ Posted one defensive tackle and one special teams stop at Green Bay (11/30).

- ★ Registered three tackles in the win vs. Detroit (11/23).
- ★ Posted two defensive tackles, including a quarterback hit, in just 12 defensive snaps and contributed on special teams in the win at Indianapolis (11/16).
- ★ Made his Patriots debut on special teams in the win vs. Denver (11/2) and led the team with three special teams tackles.
- ★ Acquired by New England from Tampa Bay in a trade (10/28).

**2014 (5/3 – Tampa Bay)**

- ★ Played in five games with three starts for Tampa Bay, posting nine tackles.

**2013 (12/4 – Tampa Bay)**

- ★ Played in 12 games with four starts, finishing with 25 tackles, two passes defended and one forced fumble.
- ★ Was second on the team with nine special teams tackles.
- ★ Placed on injured reserve (12/4).
- ★ Signed by Tampa Bay as a free agent (3/14).

**2012 (14/1 – New Orleans)**

- ★ Played in a career-high 14 games with one start and had 26 tackles, one pass defended, two fumble recoveries and 10 special teams stops.

**2011 (13/5, 1/0 – New Orleans)**

- ★ Played in 13 games and set career highs with five starts, 43 tackles and three sacks. Added two passes defended and six special teams tackles.

- ★ Appeared in one postseason game with the Saints but did not record any stats.
- ★ His three sacks for 25 yards were tops among Saints linebackers.
- ★ Established a career high with 11 tackles at Atlanta (11/13).
- ★ Recorded his first career sack at Green Bay (9/8).

#### 2010 (0/0 – New Orleans)

- ★ Was placed on season-ending injured reserve after injuring his foot in the final preseason game (9/4).

#### 2009 (11/2, 3/0 – New Orleans)

- ★ Appeared in 11 games with two starts as a rookie, recording 16 tackles and five special teams stops.
- ★ Played in all three of the Saints postseason games, including the Super Bowl, and posted one tackle.
- ★ Started his first career NFL game vs. Tampa Bay (12/27).
- ★ Made his NFL debut at Buffalo (9/27).
- ★ Originally signed by New Orleans as a rookie free agent (5/4).

#### COLLEGE

- ★ Played in 48 games with 36 starts at linebacker over four years (2005-08) at Wisconsin, recording 246 tackles, five passes defended, four sacks, four forced fumbles, two fumble recoveries, two interceptions, three touchdowns and three blocked punts.
- ★ Earned honorable mention All-Big Ten honors his sophomore, junior and senior seasons.
- ★ Played in 10 games as a senior in 2008, posting 62 tackles, one sack, one forced fumble, one fumble recovery and one interception that he returned for a touchdown.
- ★ Recorded a career-high 96 tackles, two forced fumbles, one sack and one pass defended as a junior in 2007.
- ★ Tallied 83 tackles, four passes defended, two sacks, one forced fumble and one fumble recovery as a sophomore in 2006. Also had one interception and one blocked punt, both of which he returned for touchdowns.
- ★ Blocked two punts as a freshman in 2005.

#### PERSONAL

- ★ Born on June 3, 1987, to parents, Flash Gordon and Luz Casillas.
- ★ Attended New Brunswick (N.J.) HS, where he earned first-team All-State and All-County Defensive Player of the Year honors in 2004.
- ★ Was also an All-County selection in basketball and track.
- ★ Has one daughter, Jade.
- ★ Majored in agricultural business management at Wisconsin.

## JONATHAN CASILLAS

Pos: LB Ht: 6-1 Wt: 227 Year: 6th Acq: TR (TB)-14 College: Wisconsin Born: 6/3/87

REGULAR SEASON		TACKLES						INTERCEPTIONS					MISCELLANEOUS						
Year	Team	G/S	TT	UT	A	S	Yds	No	Yds	Avg	Lg	TD	PD	FF	FR	Yds	TD	SpT	
2009	Saints	11/2	16	8	8	0.0	0.0	0	0	0.0	0	0	0	0	0	0	0	5	
2010	Saints		Injured Reserve																
2011	Saints	13/5	43	30	13	3.0	25.0	0	0	0.0	0	0	2	0	0	0	0	6	
2012	Saints	14/1	26	18	8	0.0	0.0	0	0	0.0	0	0	1	0	2	0	0	10	
2013	Buccaneers	12/4	25	13	12	0.0	0.0	0	0	0.0	0	0	2	1	0	0	0	9	
2014	Buccaneers	5/3	9	5	4	0.0	0.0	0	0	0.0	0	0	0	0	0	0	0	0	
2014	Patriots	8/3	21	18	3	0.0	0.0	0	0	0.0	0	0	0	1	0	0	0	5	
<b>Totals – 6 Years</b>		<b>63/18</b>	<b>140</b>	<b>92</b>	<b>48</b>	<b>3.0</b>	<b>25.0</b>	<b>0</b>	<b>0</b>	<b>0.0</b>	<b>0</b>	<b>0</b>	<b>5</b>	<b>2</b>	<b>2</b>	<b>0</b>	<b>0</b>	<b>35</b>	
POSTSEASON		TACKLES						INTERCEPTIONS					MISCELLANEOUS						
Year	Team	G/S	TT	UT	A	S	Yds	No	Yds	Avg	Lg	TD	PD	FF	FR	Yds	TD	SpT	
2009	Saints	3/0	1	0	1	0.0	0.0	0	0	0.0	0	0	0	0	0	0	0	0	
2011	Saints	1/0	0	0	0	0.0	0.0	0	0	0.0	0	0	0	0	0	0	0	0	
2014	Patriots	3/0	1	1	0	0.0	0.0	0	0	0.0	0	0	0	0	0	0	0	2	
<b>Totals – 3 Years</b>		<b>7/0</b>	<b>2</b>	<b>1</b>	<b>1</b>	<b>0.0</b>	<b>0.0</b>	<b>0</b>	<b>0</b>	<b>0.0</b>	<b>0</b>	<b>0</b>	<b>0</b>	<b>0</b>	<b>0</b>	<b>0</b>	<b>0</b>	<b>2</b>	



# PATRICK CHUNG



# 23

HT: 5-11 WT: 210  
Born: 8/19/1987 Exp. (NFL/Patriots): 6/5  
GP/GS (Playoffs): 78/55 (11/8) Acq: FA-14  
College: Oregon Hometown: Rancho Cucamonga, Calif.

SUPER BOWLS: 14

S A F E T Y

## CAREER TRANSACTIONS

Patrick Chung was signed by the New England Patriots as a free agent on April 3, 2014 ... Originally drafted by New England in the second round (34th overall) of the 2009 NFL Draft ... Signed by Philadelphia as an unrestricted free agent from New England (3/12/13) ... Released by Philadelphia (3/11/14).

## CAREER HIGHLIGHTS

- ★ Recorded a career-high three interceptions and a career-best 89 tackles in 2010.
- ★ Blocked a punt, blocked a field goal and returned an interception for a touchdown in the same game at Miami (10/4/10) on Monday Night Football.

## SEASONAL REVIEWS

### 2014 (16/15, 3/3)

- ★ Started at safety and recorded one tackle in the Super Bowl XLIX win vs. Seattle (2/1/15).
- ★ Started at safety and posted two tackles in the AFC Championship win vs. Indianapolis (1/18/15).
- ★ Started at safety in the AFC Divisional win vs. Baltimore (1/10/15), finishing with seven tackles.
- ★ Started at safety and posted two tackles vs. Buffalo (12/28).
- ★ Started at safety and posted five tackles in the win at N.Y. Jets (12/21).
- ★ Recorded his first interception of the season when he picked off a Ryan Tannehill pass and returned it to the Dolphins 27-yard line in the third quarter of the win vs. Miami (12/14). Tom Brady threw a touchdown pass on the very next play. Chung also led the team with 10 tackles and two passes defended.
- ★ Started at safety and tallied one tackle in the win at San Diego (12/7).
- ★ Started at safety and finished second on the team with a season-high 11 tackles at Green Bay (11/30).
- ★ Started at safety and posted six tackles in the win vs. Detroit (11/23). Also broke up two passes intended for Joseph Fauria, including one in the end zone on a third down play in the second quarter, forcing the Lions to settle for a field goal.
- ★ Started at safety and posted two tackles in the win at Indianapolis (11/16).
- ★ Started at safety and posted eight tackles and a game-high three passes defended in the win vs. Denver (11/2).
- ★ Started at safety and had six tackles in the win vs. Chicago (10/26).
- ★ Started at safety and posted eight tackles in the win vs. N.Y. Jets (10/16).
- ★ Started at safety and led the team with nine tackles, including two for losses, in the win at Buffalo (10/12). Also returned two kickoffs for 29 yards.
- ★ Started at safety and also returned one kickoff for 16 yards in the win vs. Cincinnati (10/5).

## EXTRA POINTS

- ★ Patrick's mother, Sophia George, was a recording artist in Jamaica. Her hit single, 'Girlie, Girlie' – a traditional reggae song, topped the charts in 1985.
- ★ Launched in January of 2013, the Chung Changing Lives Foundation was established to support the personal and academic development of young boys and girls by providing better access to programs focusing on healthy and active lifestyles, as well as civic participation. Chung and his wife, Cecilia, have focused on the promotion of the three "A's".

"We call it the three 'A's' – arts, academics and athletics," Chung said. "It's all about the kids. There are so many kids that are talented but never get the opportunity to display their skills. That's what Chung Changing Lives was founded for, to give equal opportunity to all these kids."

For more information on Chung's efforts, visit [ChungChangingLives.org](http://ChungChangingLives.org).

- ★ Started at safety and posted two tackles at Kansas City (9/29). Also returned two kickoffs for 45 yards.
- ★ Started at safety and posted two tackles and one pass defended in the win vs. Oakland (9/21), batting away a Derek Carr pass intended for Marcel Reese inside the Patriots 10-yard line in the third quarter.
- ★ Started at safety and posted three tackles in the win at Minnesota (9/14).
- ★ Started at safety in the season opener at Miami (9/7) and recorded eight tackles. Also lined up to return kicks for the first time in his NFL career and returned his first kickoff 30 yards in the second quarter.

### 2013 (12/10, 1/1 – Philadelphia)

- ★ Appeared in 12 regular-season games with 10 starts and compiled 56 tackles, seven passes defended and one fumble recovery.
- ★ Played in one postseason game vs. New Orleans (1/4) and posted four tackles.
- ★ Inactive due to injury at Denver (9/29), at N.Y. Giants (10/6), vs. Dallas (10/20) and vs. N.Y. Giants (10/27).
- ★ Registered a season-high nine tackles vs. Kansas City (9/19).
- ★ Recovered his first career fumble in the regular season vs. Detroit (12/8).

**2012 (12/8, 2/0)**

- ★ Played in 12 games with eight starts, finishing the season with 56 tackles, two interceptions, five passes defended and two special teams tackles.
- ★ Began the season starting at safety and with injuries and the addition of Aqib Talib, finished the year in a reserve role.
- ★ Played in a reserve role in both playoff games but did not record any statistics.
- ★ Inactive due to injury vs. Indianapolis (11/18), vs. Buffalo (11/11), at St. Louis (10/28) and vs. N.Y. Jets (10/21).
- ★ Compiled a season-high eight tackles and one pass defended in the win at Buffalo (9/30).
- ★ Started at safety in the win vs. Miami (12/30) and at Jacksonville (12/23) after an injury to Aqib Talib forced Devin McCourty to shift to left cornerback.
- ★ Tallied a single game career-high two interceptions, both coming in the fourth quarter and the second as time expired to seal the win at Jacksonville (12/23). Also posted seven tackles.

**2011 (8/8, 3/3)**

- ★ Played in eight games and finished the season with 67 tackles, one sack, one interception and four passes defended.
- ★ Started all three playoff games including Super Bowl XLVI and made 15 tackles and defended one pass.
- ★ Missed eight games due to injury.
- ★ Intercepted a pass in the end zone to end a Raiders drive and lead to a Stephen Gostkowski field goal to end the first half at Oakland (10/2).
- ★ Led the team in tackles for the third straight week with a career high 15 at Pittsburgh (10/30), adding one pass defended and a special teams tackle.
- ★ Tallied six tackles and a pass defended in Super Bowl XLVI vs. N.Y. Giants (2/5).

**2010 (14/13, 1/1)**

- ★ Played in 14 games with 13 starts and finished the season with a career-high three interceptions - one of which he returned for a touchdown - and career-best 89 tackles (second on the team) and nine passes defended.
- ★ Was inactive vs. Minnesota (10/13) and at Cleveland (11/7) due to injury.
- ★ Made his first career playoff start vs. N.Y. Jets (1/16).
- ★ Led the team with 14 tackles at N.Y. Jets (9/19).
- ★ In his third start of the season vs. Buffalo (9/26), intercepted a Ryan Fitzpatrick pass in the end zone and returned it 26 yards.
- ★ Recorded his first blocked punt and blocked field goal at Miami (10/4), and became the first player to block a punt and field goal in the same game since Houston's Ramon Walker vs. New England (11/23/03). Blocked a second half punt to give the Patriots a first down at the Miami 15-yard line to set up a 12-yard TD run by BenJarvus Green-Ellis. He also blocked a 53-yard field goal attempt in the fourth quarter that was recovered and returned for a touchdown by Kyle Arrington.
- ★ Recorded his first interception return for a touchdown when he picked off a Chad Henne pass in the fourth quarter and returned it 51 yards for a TD at Miami (10/4). He registered seven tackles and one special teams tackle in the game.

**Journey to the NFL**

Long before Patrick Chung picked up flag football as a teen, his mother, Jamaican recording artist Sophia George, had preached about being a tough man in a song. Her hit single, "Girlie Girlie" - a traditional reggae song about poking fun at a boy who was not man enough - topped the charts in 1985. Chung is aware that despite his many talents, singing is not one of them. Chung, who possesses a great sense of pride in his unique heritage - his mother is Jamaican and his father is half Jamaican and half Chinese - was born in Jamaica and moved to California at age 12, where he started to play football as a freshman in high school. Chung went on to star at Oregon, where he holds the distinction of starting more games than any other defensive player in school history with 51 starts. He thought about turning pro as a junior, but ultimately decided to return for his senior season.

- ★ Was dominant in his return to action after missing two games with an injury, leading the team with 10 tackles and one special teams tackle and recording one pass defended in a 39-26 win at Pittsburgh (11/14).
- ★ Recorded his career-high third interception of the season in the second quarter at Buffalo (12/26), which he returned 19 yards to help set up a touchdown for a 24-3 halftime lead in a 34-3 win.

**2009 (16/1, 1/0)**

- ★ Played in 16 games with one start and finished the season with 26 total tackles, two sacks, one interception, one pass defended and 13 special teams tackles.
- ★ Recorded his first career interception in the Patriots 59-0 victory vs. Tennessee (10/18), picking off a Vince Young pass in the fourth quarter.
- ★ Registered his first career sack at Tampa Bay (10/25) in the Patriots 35-7 win at London's Wembley Stadium, dropping Josh Johnson for a 5-yard loss in the second quarter.
- ★ Made his first start at Indianapolis (11/15), in a nickel defense.

**COLLEGE**

- ★ Started in all 51 games in which he appeared at Oregon and finished his career as the program's fourth-best tackler (384), which ranks first in school annals among non-linebackers.
- ★ Registered nine career interceptions for 107 yards and one touchdown.
- ★ Twice named Oregon's special teams player of the year and a first-team All-Pac 10 special teams honoree.
- ★ Participated in more than 100 plays in a game on four occasions.
- ★ Finished his senior campaign as the team's third-leading tackler (92) and recorded one interception, which he returned 31 yards for a touchdown.
- ★ Recorded a team-leading 117 tackles, the highest total by an Oregon defensive back in 13 seasons, and was named a second-team All-America honoree as a junior.

- ★ As a sophomore, he helped stabilize a young secondary that completed the regular season ranked 10th in the country in pass defense.
- ★ Earned first-team freshman All-America honors by *The Sporting News* and Rivals.com, and was also picked as the Pac 10's defensive freshman of the year by *The Sporting News*.
- ★ Following his freshman season, was the recipient of the school's Len Casanova Award as the program's top newcomer.
- ★ Redshirted as a freshman after arriving on campus at the age of 16.

**PERSONAL**

★ Patrick Christopher Chung was born on Aug. 19, 1987, in Kingston, Jamaica to Sophia George-Chung and Ronald Chung and has seven siblings.

- ★ Attended Rancho Cucamonga High School and excelled at wide receiver and free safety.
- ★ Music has played a large role in Chung's life and he believes in the positive influence that music and the arts have on the lives of kids as they grow up. Chung's foundation, Chung Changing Lives, recently donated \$25,000 to the Boston Chinatown Neighborhood Center to launch the Summer Music Academy for Real Teens, a camp that allows area teens from the ages of 13-18 to develop their passion to learn and create music.
- ★ Chung possesses a great sense of pride in his unique heritage. His mother is Jamaican and his father is half Jamaican and half Chinese. Patrick was born in Jamaica and moved to California at age 10 and started playing football as a freshman in high school.
- ★ Married to Cecilia and has a son, Taj James Chung, born Sept. 18, 2010.
- ★ Studied political science at Oregon.

**PATRICK CHUNG**

Pos: S Ht: 6-4 Wt: 211 Year: 6th Acq: FA-14 College: Oregon Born: 8/19/87

REGULAR SEASON		TACKLES						INTERCEPTIONS					MISCELLANEOUS					
Year	Team	G/S	TT	UT	A	S	Yds	No	Yds	Avg	Lg	TD	PD	FF	FR	Yds	TD	SpT
2009	Patriots	16/1	26	19	7	2.0	13.0	1	2	2.0	2	0	1	0	0	0	0	13
2010	Patriots	14/13	89	67	22	0.0	0.0	3	96	32.0	51t	1	9	0	0	0	0	8
2011	Patriots	8/8	67	39	28	1.0	3.0	1	0	0.0	0	0	4	0	0	0	0	2
2012	Patriots	12/8	53	32	21	0.0	0.0	2	27	0.0	0	0	5	0	0	0	0	1
2013	Eagles	12/10	56	36	20	0.0	0.0	0	0	0.0	0	0	7	0	1	0	0	2
2014	Patriots	16/15	89	54	35	0.0	0.0	1	10	10.0	10	0	7	0	0	0	0	0
<b>Totals - 6 Years</b>		<b>78/55</b>	<b>380</b>	<b>247</b>	<b>133</b>	<b>3.0</b>	<b>16.0</b>	<b>8</b>	<b>135</b>	<b>16.9</b>	<b>51t</b>	<b>1</b>	<b>33</b>	<b>0</b>	<b>1</b>	<b>0</b>	<b>0</b>	<b>26</b>

**Additional Statistics:** 1 blocked field goal at Miami (10/4/10); 1 blocked punt at Miami (10/4/10); 2014: 7 kickoff returns for 140 yards.

POSTSEASON		TACKLES						INTERCEPTIONS					MISCELLANEOUS					
Year	Team	G/S	TT	UT	A	S	Yds	No	Yds	Avg	Lg	TD	PD	FF	FR	Yds	TD	SpT
2009	Patriots	1/0	0	0	0	0.0	0.0	0	0	0.0	0	0	0	0	0	0	0	0
2010	Patriots	1/1	4	4	0	0.0	0.0	0	0	0.0	0	0	0	0	1	0	0	0
2011	Patriots	3/3	15	5	10	0.0	0.0	0	0	0.0	0	0	1	0	0	0	0	0
2012	Patriots	2/0	0	0	0	0.0	0.0	0	0	0.0	0	0	0	0	0	0	0	0
2013	Eagles	1/1	4	3	1	0.0	0.0	0	0	0.0	0	0	0	0	0	0	0	0
2014	Patriots	3/3	10	8	2	0.0	0.0	0	0	0.0	0	0	0	0	0	0	0	0
<b>Totals - 6 Years</b>		<b>11/8</b>	<b>33</b>	<b>20</b>	<b>13</b>	<b>0.0</b>	<b>0.0</b>	<b>0</b>	<b>0</b>	<b>0.0</b>	<b>0</b>	<b>0</b>	<b>1</b>	<b>0</b>	<b>1</b>	<b>0</b>	<b>0</b>	<b>0</b>

**Additional Statistics:** 1 rush for 0 yards vs. N.Y. Jets (1/16/11).

**CHUNG'S CAREER GAME-BY-GAME**


2009	Opponent	P/S	TT	UT	A	S	Yds	Int	Yds	PD	FF	FR	SpT	2010	Opponent	P/S	TT	UT	A	S	Yds	Int	Yds	PD	FF	FR	SpT	
09/14	Buffalo	p	-	-	-	-	-	-	-	-	-	-	2	09/12	Cincinnati	S	9	5	4	-	-	-	-	-	-	-	-	
09/20	at N.Y. Jets	p	-	-	-	-	-	-	-	-	-	-	1	09/19	at N.Y. Jets	S	14	9	5	-	-	-	-	-	-	-	1	
09/27	Atlanta	p	-	-	-	-	-	-	-	-	-	-	3	09/26	Buffalo	S	6	6	0	-	-	1	26	1	-	-	-	
10/04	Baltimore	p	-	-	-	-	-	-	-	-	-	-	-	10/04	at Miami	S	7	5	2	-	-	1	51	1	-	-	1	
10/11	at Denver	p	-	-	-	-	-	-	-	-	-	-	-	10/17	Baltimore	S	8	6	2	-	-	-	-	-	-	-	-	
10/18	Tennessee	p	4	3	1	-	1	2	1	-	-	-	1	10/24	at San Diego	S	1	1	0	-	-	-	-	-	-	-	-	
10/25	at Tampa Bay	p	6	5	1	1.0	5.0	-	-	-	-	-	-	10/31	Minnesota													
11/08	Miami	p	5	3	2	1.0	8.0	-	-	-	-	-	-	11/07	at Cleveland													
11/15	at Indianapolis	S	4	4	0	-	-	-	-	-	-	-	1	11/14	at Pittsburgh	S	10	8	2	-	-	-	-	1	-	-	-	-
11/22	N.Y. Jets	p	1	0	1	-	-	-	-	-	-	-	-	11/21	Indianapolis	S	5	4	1	-	-	-	-	-	1	-	-	1
11/30	at New Orleans	S	1	0	1	-	-	-	-	-	-	-	1	11/25	at Detroit	S	7	6	1	-	-	-	-	2	-	-	-	-
12/06	at Miami	p	3	3	0	-	-	-	-	-	-	-	-	12/06	N.Y. Jets	p	2	2	0	-	-	-	-	-	-	-	-	-
12/13	Carolina	p	2	1	1	-	-	-	-	-	-	-	-	12/12	at Chicago	S	6	4	2	-	-	-	-	-	-	-	-	-
12/20	at Buffalo	p	-	-	-	-	-	-	-	-	-	-	-	12/19	Green Bay	S	7	4	3	-	-	-	-	-	-	-	2	
12/27	Jacksonville	p	-	-	-	-	-	-	-	-	-	-	2	12/26	at Buffalo	S	6	6	0	-	-	1	19	2	-	-	1	
01/03	at Houston	p	-	-	-	-	-	-	-	-	-	-	2	01/02	Miami	S	1	1	0	-	-	-	-	1	-	-	2	
<b>2009 Totals</b>		<b>16/1</b>	<b>26</b>	<b>19</b>	<b>7</b>	<b>2.0</b>	<b>13.0</b>	<b>1</b>	<b>2</b>	<b>1</b>	<b>-</b>	<b>-</b>	<b>13</b>	<b>2010 Totals</b>		<b>14/13</b>	<b>89</b>	<b>67</b>	<b>22</b>	<b>0.0</b>	<b>0.0</b>	<b>3</b>	<b>96</b>	<b>9</b>	<b>0</b>	<b>0</b>	<b>8</b>	
01/10	Baltimore	p	-	-	-	-	-	-	-	-	-	-	-	01/16	N.Y. Jets	1/1	4	4	0	-	-	-	-	-	-	-	-	
<b>2009 Postseason</b>		<b>1/0</b>	<b>0</b>	<b>0</b>	<b>0</b>	<b>0.0</b>	<b>0.0</b>	<b>0</b>	<b>0</b>	<b>0</b>	<b>0</b>	<b>0</b>	<b>0</b>	<b>2010 Postseason</b>		<b>1/1</b>	<b>4</b>	<b>4</b>	<b>0</b>	<b>0.0</b>	<b>0.0</b>	<b>0</b>	<b>0</b>	<b>0</b>	<b>0</b>	<b>0</b>	<b>0</b>	



## CHUNG'S CAREER GAME-BY-GAME (CONT.)

2011	Opponent	P/S	TT	UT	A	S	Yds	Int	Yds	PD	FF	FR	Sp	T
09/12	at Miami	S	9	9	0	1.0	3.0	-	-	1	-	-	-	1
09/18	San Diego	S	5	4	1	-	-	-	-	-	-	-	-	-
09/25	at Buffalo							Inactive						
10/02	at Oakland	S	3	1	2	-	-	1	0	1	-	-	-	-
10/09	New York Jets	S	9	3	6	-	-	-	-	-	-	-	-	-
10/16	Dallas	S	12	6	6	-	-	-	-	-	-	-	-	-
10/30	at Pittsburgh	S	15	10	5	-	-	-	-	1	-	-	-	1
11/06	New York Giants	S	7	5	2	-	-	-	-	1	-	-	-	-
11/13	at New York Jets							Inactive						
11/21	Kansas City							Inactive						
11/27	at Philadelphia							Inactive						
12/04	Indianapolis							Inactive						
12/11	at Washington							Inactive						
12/18	at Denver							Inactive						
12/24	Miami							Inactive						
01/02	Buffalo	S	7	1	6	-	-	-	-	-	-	-	-	-
<b>2011 Totals</b>			<b>8/8</b>	<b>67</b>	<b>39</b>	<b>28</b>	<b>1.0</b>	<b>3.0</b>	<b>1</b>	<b>0</b>	<b>4</b>	<b>0</b>	<b>0</b>	<b>2</b>
01/14	Denver	S	4	1	3	-	-	-	-	-	-	-	-	-
01/22	Baltimore	S	5	2	3	-	-	-	-	-	-	-	-	-
02/05	New York Giants	S	6	2	4	-	-	-	-	1	-	-	-	-
<b>2011 Postseason</b>			<b>3/3</b>	<b>15</b>	<b>5</b>	<b>10</b>	<b>0.0</b>	<b>0.0</b>	<b>0</b>	<b>0</b>	<b>1</b>	<b>0</b>	<b>0</b>	<b>0</b>
2012	Opponent	P/S	TT	UT	A	S	Yds	Int	Yds	PD	FF	FR	Sp	T
09/09	at Tennessee	S	5	4	1	-	-	-	-	-	-	-	-	-
09/16	Arizona	S	6	3	3	-	-	-	-	1	-	-	-	-
09/23	at Baltimore	S	5	3	2	-	-	-	-	-	-	-	-	1
09/30	at Buffalo	S	8	3	5	-	-	-	-	1	-	-	-	-
10/07	Denver	S	7	3	4	-	-	-	-	-	-	-	-	-
10/14	at Seattle	S	4	3	1	-	-	-	-	-	-	-	-	-
10/21	N.Y. Jets							Inactive						
10/28	at St. Louis							Inactive						
11/11	Buffalo													Inactive
11/18	Indianapolis													Inactive
11/22	at N.Y. Jets	p	4	3	1	-	-	-	-	-	-	-	-	-
12/02	at Miami	p	0	0	0	-	-	-	-	-	-	-	-	-
12/10	Houston	p	2	1	1	-	-	-	-	-	-	-	-	-
12/16	San Francisco	p	2	1	1	-	-	-	-	-	-	-	-	1
12/23	at Jacksonville	S	7	5	2	-	-	-	-	2	27	2	-	-
12/30	Miami	S	3	3	0	-	-	-	-	-	-	1	-	-
<b>2012 Totals</b>			<b>12/8</b>	<b>53</b>	<b>32</b>	<b>21</b>	<b>0.0</b>	<b>0.0</b>	<b>2</b>	<b>27</b>	<b>5</b>	<b>0</b>	<b>0</b>	<b>2</b>
01/13	Houston	p	0	0	0	-	-	-	-	-	-	-	-	-
01/20	Baltimore	p	0	0	0	-	-	-	-	-	-	-	-	-
<b>2012 Postseason</b>			<b>2/0</b>	<b>0</b>	<b>0</b>	<b>0</b>	<b>0.0</b>	<b>0.0</b>	<b>0</b>	<b>0</b>	<b>0</b>	<b>0</b>	<b>0</b>	<b>0</b>
2013	Opponent	P/S	TT	UT	A	S	Yds	Int	Yds	PD	FF	FR	Sp	T
09/09	at Washington	S	7	3	4	-	-	-	-	-	-	-	-	-
09/15	San Diego	S	7	5	2	-	-	-	-	-	-	-	-	-
09/19	Kansas City	S	9	4	5	-	-	-	-	-	-	-	-	-
09/29	at Denver													Inactive
10/06	at N.Y. Giants													Inactive
10/13	at Tampa Bay	S	3	2	1	-	-	-	-	1	-	-	-	-
10/20	Dallas													Inactive
10/27	N.Y. Giants													Inactive
11/03	at Oakland	p	3	2	1	-	-	-	-	-	-	1	-	-
11/10	at Green Bay	p	3	2	1	-	-	-	-	-	-	2	-	-
11/17	Washington	S	8	5	3	-	-	-	-	-	-	-	-	-
12/01	Arizona	S	1	0	1	-	-	-	-	-	-	1	-	-
12/08	Detroit	S	4	3	1	-	-	-	-	-	-	-	1	-
12/15	at Minnesota	S	6	5	1	-	-	-	-	-	-	-	-	-
12/22	Chicago	S	2	2	0	-	-	-	-	-	-	1	-	-
12/29	at Dallas	S	5	4	1	-	-	-	-	-	-	1	-	-
<b>2013 Totals</b>			<b>12/10</b>	<b>56</b>	<b>36</b>	<b>20</b>	<b>0.0</b>	<b>0.0</b>	<b>0</b>	<b>0</b>	<b>7</b>	<b>0</b>	<b>1</b>	<b>0</b>
01/20	New Orleans	S	4	3	1	-	-	-	-	-	-	-	-	-
<b>2013 Postseason</b>			<b>2/0</b>	<b>4</b>	<b>3</b>	<b>1</b>	<b>0.0</b>	<b>0.0</b>	<b>0</b>	<b>0</b>	<b>0</b>	<b>0</b>	<b>0</b>	<b>0</b>





# JAMIE COLLINS



HT: 6-3 WT: 250  
Born: 10/20/1989 Exp. (NFL/Patriots): 2/2  
GP/GS (Playoffs): 31/23 (5/5) Acq: D2a-13 (52nd)  
College: Southern Mississippi Hometown: McCall Creek, Miss.

SUPER BOWLS:

## LINEBACKER



### CAREER TRANSACTIONS

Jamie Collins was drafted by the New England Patriots in the second round (52nd overall) of the 2013 NFL Draft.

### SEASONAL REVIEWS

#### 2014 (15/15, 3/3)

★ Started at linebacker and played every defensive snap in the Super Bowl XLIX win vs. Seattle (2/1/15), finishing with a team-high eight tackles.

★ Started at linebacker in the AFC Championship win vs. Indianapolis (1/18/15) and led the team with four tackles. Intercepted Andrew Luck in the fourth quarter and returned it 25 yards. It was his second career postseason pick, both of which came off Luck.

★ Started at linebacker in the AFC Divisional win vs. Baltimore (1/10/15) and led the team with 11 tackles and two passes defended.

★ Started at linebacker, posted five tackles and forced and recovered a fumble on a six-yard sack in the second quarter vs. Buffalo (12/28).

★ Started at linebacker, played every defensive snap, posted eight tackles and recorded his second career regular-season interception when he picked off Geno Smith in the third quarter of the win at N.Y. Jets (12/21).

★ Blocked a Caleb Sturgis 41-yard field goal attempt that was returned 62 yards for a touchdown by Kyle Arrington in the first quarter of the win vs. Miami (12/14). Also started at linebacker and played every defensive snap, finishing with five tackles.

★ Started at linebacker, played every defensive snap and wore the green dot communication device for the first time in his NFL career in the win at San Diego (12/7), finishing with a game-high nine tackles and two sacks. It was his first career two-sack game.

★ Started at linebacker and played every defensive snap at Green Bay (11/30), finishing with a game-high 13 tackles, one sack for a six-yard loss and one forced fumble. He strip-sacked Aaron Rodgers in the third quarter for his first career regular-season sack.

★ Started at linebacker and played every defensive snap in the win vs. Detroit (11/23), finishing with five tackles.

★ Started at linebacker and led the team with eight tackles, including two for a loss, in the win at Indianapolis (11/16). Also forced an Ahmad Bradshaw fumble at the Patriots 9-yard line late in the third quarter.

★ Started at linebacker and played every defensive snap in the win vs. Denver (11/2), leading the team with 10 tackles.

★ Started at linebacker and led the team with 10 tackles in the win vs. Chicago (10/26).

★ Started at linebacker and tied for the team high with 13 tackles in the win vs. N.Y. Jets (10/16).

★ Started at linebacker and posted three tackles vs. Cincinnati (10/5). Recovered a fumble forced by Darrelle Revis in the second quarter, leading to a Patriots field goal.

★ Started at linebacker and posted seven tackles at Kansas City (9/29).

★ Started at linebacker and posted four tackles in the home opener vs. Oakland (9/21).

★ Was inactive (thigh) at Minnesota (9/14).

★ Started at linebacker in the season opener at Miami (9/7), recording eight tackles and one pass defended. Also forced a first-quarter fumble in Dolphins territory that was recovered by Jerod Mayo and led to a Patriots field goal.

#### 2013 (16/8, 2/2)

★ Appeared in all 16 regular-season games, starting eight and finished with 38 tackles, four passes defended, one fumble recovery on special teams and 11 special teams tackles.

★ Started both playoff contests and compiled 13 tackles, one sack, one interception and defended two passes.

★ Moved into starting linebacker role after Jerod Mayo was placed on injured reserve midseason.

★ Played in his first NFL game, appearing mostly on special teams, at Buffalo (9/8).

★ Made two special teams tackles and recovered his first career fumble vs. New Orleans (10/13). Collins jumped on the loose ball during the kickoff on the final play of the game to seal the win for the Patriots.

★ Made his first career start at linebacker at N.Y. Jets (10/20) and registered five tackles on defense and one special teams tackle.

★ Started at linebacker and registered a career-high nine tackles vs. Denver (11/24).

★ Started in his first playoff game vs. Indianapolis (1/11) and registered six tackles, his first career sack and a his first career interception and returned it 20 yards to set up a Patriots touchdown.

### COLLEGE

★ His 21 career sacks are the fifth-best total in school history.

★ Collins appeared in 52 games for Southern Mississippi, starting 34 contests.

★ Recorded 314 tackles (196 solos) with 21 sacks for minus 150 yards, 45 stops for losses totaling 226 yards and 15 quarterback pressures.

★ Forced seven fumbles and recovered three others, as he returned two for a total of 29 yards, including a 16-yard touchdown.

★ Registered three interceptions, returning two for touchdowns and had 18 passes defended.

★ Began his collegiate career playing 13 games at safety as a freshman, before converting to linebacker.

## PERSONAL

★ Born Oct. 20, 1989.

★ Attended Franklin County (Miss.) High School, where he first played as a quarterback, receiver and safety before concluding his career as a quarterback and outside linebacker.

★ Majored in interdisciplinary studies, with an emphasis in industrial engineering technology.

## EXTRA POINTS

★ The road to the NFL was anything but easy for linebacker and 2013 second-round draft pick Jamie Collins. The youngest of five siblings growing up in Quentin, Miss., Collins lost both of his parents when he was six years old and was raised by one of his sisters. Collins turned to football as an outlet to help him through the tough times.

"It means a lot. It's my living," Collins told *The Boston Herald*. "It kept me on track." Collins' resiliency in dealing with adversity has made a lasting impact on fellow Mississippi native Stevan Ridley, who grew up 30 miles west of Meadville in Natchez, Miss., and got to know Collins through a family friend.

"What I've known about him, he really has been a strong person," Ridley told *The Herald*. "Anybody that's gone through the thing that he's gone through and still finds a way to be successful on the football field, you have to be mentally tough. That's what he's kind of done as a teammate here. He's come in here and accepted his role and done a pretty good job as a rookie."

## JAMIE COLLINS

Pos: LB Ht: 6-3 Wt: 250 Year: 2nd Acq: D2a-13 (52nd) College: Southern Mississippi Born: 10/20/89

REGULAR SEASON		TACKLES						INTERCEPTIONS					MISCELLANEOUS					
Year	Team	G/S	TT	UT	A	S	Yds	No	Yds	Avg	Lg	TD	PD	FF	FR	Yds	TD	SpT
2013	Patriots	16/8	38	23	15	0.0	0.0	0	0	0.0	0	0	4	0	0	0	0	11
2014	Patriots	15/15	109	74	35	4.0	30.0	2	0	0.0	0	0	3	4	2	3	0	1
<b>Totals - 2 Years</b>		<b>31/23</b>	<b>147</b>	<b>97</b>	<b>50</b>	<b>4.0</b>	<b>30.0</b>	<b>2</b>	<b>0</b>	<b>0.0</b>	<b>0</b>	<b>0</b>	<b>7</b>	<b>4</b>	<b>2</b>	<b>3</b>	<b>0</b>	<b>12</b>

**Additional Statistics:** 1 special teams fumble recovery vs. New Orleans (10/13/13); Blocked a 41-yard FG attempt that was returned 62 yards for a TD by Kyle Arrington vs. Miami (12/14/14).

POSTSEASON		TACKLES						INTERCEPTIONS					MISCELLANEOUS					
Year	Team	G/S	TT	UT	A	S	Yds	No	Yds	Avg	Lg	TD	PD	FF	FR	Yds	TD	SpT
2013	Patriots	2/2	13	9	4	1.0	8.0	1	20	20.0	20	0	2	0	0	0	0	0
2014	Patriots	3/3	23	17	6	0.0	0.0	1	25	25.0	25	0	3	0	0	0	0	0
<b>Totals - 2 Years</b>		<b>5/5</b>	<b>36</b>	<b>26</b>	<b>10</b>	<b>1.0</b>	<b>8.0</b>	<b>2</b>	<b>45</b>	<b>22.5</b>	<b>25</b>	<b>0</b>	<b>5</b>	<b>0</b>	<b>0</b>	<b>0</b>	<b>0</b>	<b>0</b>

## COLLINS' CAREER GAME-BY-GAME

2013	Opponent	P/S	TT	UT	A	S	Yds	Int	Yds	PD	FF	FR	SpT		
09/08	at Buffalo	p	0	0	0	-	-	-	-	-	-	-	-		
09/12	N.Y. Jets	p	0	0	0	-	-	-	-	-	-	-	-		
09/22	Tampa Bay	p	2	1	1	-	-	-	-	-	-	-	-		
09/29	at Atlanta	p	2	2	0	-	-	-	-	-	-	-	-		
10/06	at Cincinnati	p	0	0	0	-	-	-	-	-	-	-	1		
10/13	New Orleans	p	0	0	0	-	-	-	-	-	-	-	1		
10/20	at N.Y. Jets	S	5	2	3	-	-	-	-	-	-	-	1		
10/27	Miami	S	2	1	1	-	-	-	-	-	-	-	2		
11/03	Pittsburgh	p	0	0	0	-	-	-	-	-	-	-	-		
11/18	at Carolina	p	0	0	0	-	-	-	-	-	-	-	1		
11/24	Denver	S	9	6	3	-	-	-	-	-	-	-	-		
12/01	at Houston	S	1	1	0	-	-	-	-	-	-	-	-		
12/08	Cleveland	S	7	4	3	-	-	-	-	-	-	-	1		
12/15	at Miami	S	5	3	2	-	-	-	-	-	-	-	1		
12/22	at Baltimore	S	3	2	1	-	-	-	-	-	-	-	2		
12/29	Buffalo	S	2	1	1	-	-	-	-	-	-	-	1		
<b>2013 Totals</b>		<b>16/8</b>	<b>38</b>	<b>23</b>	<b>15</b>	<b>0.0</b>	<b>0.0</b>	<b>0</b>	<b>0</b>	<b>0</b>	<b>0</b>	<b>4</b>	<b>0</b>	<b>0</b>	<b>11</b>
01/11	Indianapolis	S	6	3	3	1.0	8.0	1	20	1	20	1	-		
01/19	at Denver	S	7	6	1	-	-	-	-	-	-	-	1		
<b>2013 Postseason</b>		<b>2/2</b>	<b>13</b>	<b>9</b>	<b>4</b>	<b>1.0</b>	<b>8.0</b>	<b>1</b>	<b>20</b>	<b>2</b>	<b>0</b>	<b>0</b>	<b>0</b>		



DAN  
CONNOLLY



63

HT: 6-4 WT: 305

Born: 9/2/1982 Exp. (NFL/Patriots): 9/7

GP/GS (Playoffs): 88/70 (12/11) Acq: FA-08

College: Southeast Missouri State Hometown: St. Louis, Mo.

SUPER BOWLS:

OFFENSIVE LINE



### CAREER TRANSACTIONS

Dan Connolly was signed by the New England Patriots to the 53-man roster from the practice squad (12/14/08) ... Originally signed by Jacksonville as a rookie free agent (4/24/05) ... Released by Jacksonville (9/1/07) ... Signed by New England to the practice squad (9/12/07) ... Released by New England (10/20/08) ... Signed by New England to the practice squad (10/22/08).

### CAREER HIGHLIGHTS

- ★ Set an NFL record for the longest kickoff return by an offensive lineman with a 71-yard return of a second-quarter kickoff vs. Green Bay (12/19/10).
- ★ Won the AFC Special Teams Player of the Week award for his 2010 NFL-record setting kickoff return against the Packers.
- ★ Selected as an offensive co-captain by his teammates for the first time in 2014.
- ★ A versatile player who has started at left guard, right guard and center with the Patriots.

### SEASONAL REVIEWS

#### 2014 (12/12, 3/3)

- ★ Started at left guard and played every offensive snap in the Super Bowl XLIX win vs. Seattle (2/1/15).
- ★ Started at left guard in the AFC Championship win vs. Indianapolis (1/18/15).
- ★ Returned from injury to start at left guard in the AFC Divisional win vs. Baltimore (1/10/15).
- ★ Inactive at N.Y. Jets (12/21) and vs. Buffalo (12/28) due to injury.
- ★ Selected as an offensive co-captain by his teammates.
- ★ Started at left guard and was part of an offensive line that didn't allow a sack vs. Miami (12/14).
- ★ Started at left guard at Green Bay (11/30) and at San Diego (12/7).
- ★ Started at left guard and was part of an offensive line that didn't allow a sack for the second straight game in the win vs. Detroit (11/23).
- ★ Started at left guard in the win at Indianapolis (11/16), allowing no sacks and helping pave the way for 246 rushing yards.
- ★ Started at left guard in the win vs. Denver (11/2).
- ★ Returned from injury to start at left guard in the win vs. Chicago (10/26).
- ★ Inactive vs. N.Y. Jets (10/16) due to injury.
- ★ Started his third straight game at left guard in the win at Buffalo (10/12), but was forced to leave the game with a head injury in the first half and did not return.
- ★ Started his second straight game at left guard in the win vs. Cincinnati (10/5).
- ★ Started at left guard at Kansas City (9/29) after starting the first three games of the season at center.

### EXTRA POINTS

- ★ Dan's brother, Patrick, is the former chef de cuisine at Radius, a French restaurant in Boston. Patrick was the winner of the prestigious James Beard Foundation Award for Best Chef in the Northeast region for 2008. After a stint in St. Louis at Basso at Cheshire, he became the head chef at Bobo in the West Village in New York City before accepting the executive chef position at The Kitchen NYC, an event space and food studio in Midtown Manhattan. Then in 2012, Connolly returned to St. Louis, where he is executive chef at Basso.
- ★ Started at center in the win vs. Oakland (9/21), moving to right guard in the fourth quarter in place of starter Jordan Devey, with Bryan Stork going to center.
- ★ Started at center in the win at Minnesota (9/14) and recovered a Julian Edelman fumble at the Vikings 30-yard line at the end of the first quarter to keep possession. Stephen Gostkowski kicked a 48-yard field goal on the following play.
- ★ Started at center for the first time since 2011 in the season opener at Miami (9/7). Moved to right guard in place of starter Jordan Devey, with Ryan Wendell going to center as part of an offensive line rotation throughout the game.
- ★ **2013 (16/16, 2/2)**
- ★ Started all 16 regular-season games and both playoff contests at right guard as part of an offense that ranked seventh overall in total offense and third in scoring.
- ★ Started at right guard vs. New Orleans (10/13) and left the game in the first half with an injury and did not return.
- ★ Returned to the starting lineup at N.Y. Jets (10/20).
- ★ Started at right guard vs. Pittsburgh (11/3) as part of an offense that helped score 55 points and compile 610 yards.
- ★ **2012 (14/14, 2/2)**
- ★ Started 14 regular season games at right guard and also appeared at fullback in short yardage situations.
- ★ Part of an offensive line that helped running back Stevan Ridley rush for 1,000 yards for the first time in his career.
- ★ Started both playoff games at right guard.
- ★ Was inactive due to injury vs. Indianapolis (11/18).

- ★ Started at right guard in the win at Miami (12/2) but left in the first half with an injury and did not return. Was replaced by Nick McDonald.
- ★ Missed some practice time during the week leading up to the game and was active but did not play vs. Arizona (9/16).
- ★ Started but left the game in the second quarter with an injury and did not return vs. Buffalo (11/11). Was replaced by Donald Thomas.
- ★ Started at right guard and played the first series of the overtime win vs. N.Y. Jets (10/21), but was forced to leave the game due to illness.
- ★ Started at right guard and played fullback vs. Denver (10/7) as part of an offense that had its second straight 200-yard rushing game for the first time since 1978.
- ★ Started at right guard and appeared at fullback as part of an offense that produced two 100-yard rushers in the win at Buffalo (9/30).
- ★ Returned from injury and started at right guard at Baltimore (9/23) after missing one game due to injury.
- ★ Started at right guard and appeared at fullback in the win at Tennessee (9/9). Left the game with an injury and did not return until game vs. Baltimore (9/23).

### 2011 (13/11, 3/3)

- ★ Played in 13 games with 11 starts as part of an offensive line that helped Tom Brady become one of four players in NFL history to eclipse 5,000 passing yards in a single season.
- ★ Took over as starting center after season-ending leg injury to Dan Koppen in 2011 opener.
- ★ Missed three games due to injury.
- ★ Started at center for all three postseason games including Super Bowl XLVI against the N.Y. Giants (2/5).
- ★ Played in a reserve role at guard before filling in at center for the injured Dan Koppen at Miami (9/12) and subsequently started 11 of the final 15 games at center.
- ★ Started at center in the Divisional Playoff game vs. Denver (1/14) in which the offensive line did not give up a sack on 34 pass attempts, while allowing Tom Brady to pass for 363 yards.

### 2010 (14/13, 1/1)

- ★ Played in 14 games with 13 starting assignments, missing two games due to injury. He started the first seven games at left guard in place of Logan Mankins, who was out due to a contract issue. He started six games at right guard in place of an injured Stephen Neal.
- ★ Was also used throughout the season as a fullback in short yardage situations.
- ★ Started at right guard vs. Jets (1/16) in the playoffs.
- ★ Helped the Patriots become the first team in 2010 to record over 100 rushing yards (103) against a stingy Steelers defense at Pittsburgh (11/14).
- ★ Part of an offensive line that contributed to the Patriots scoring the 11th most points in a season in NFL history.
- ★ Won the AFC Special Teams Player of the Week award after he recorded the longest kickoff return by an offensive lineman in NFL history, returning a second-quarter kickoff 71 yards to the 4-yard line vs. Green Bay (12/19). The return set up a 2-yard TD pass to cut the Packers' lead to 17-14 in a 31-27 win. The run by Connolly topped the 48-yard touchdown return by Atlanta's Mal Snyder in 1969. The previous longest kickoff return for a Patriots offensive lineman was

## HONORS & AWARDS

2010

AFC Special Teams Player of the Week (Week 15)

a 27-yard return by G Stephen Neal on Nov. 30 2008 vs. Pittsburgh. Connolly's previous best was a 16-yard return vs. Miami on Nov. 8, 2009.

★ Part of an offensive line that helped BenJarvus Green-Ellis to become the 11th Patriots running back and the first since Corey Dillon in 2004 to eclipse the 1,000-yard mark with a career-high 1,008 yards in 2010.

### 2009 (14/4, 0/0)

- ★ Played in a career-high 14 games with four starts at right guard in place of an injured Stephen Neal.
- ★ Made his first NFL start, playing at right guard in place of the injured Neal in the Patriots' 31-14 victory vs. N.Y. Jets (11/22).
- ★ Was inactive for the first two games of the season before making his 2009 debut vs. Atlanta (9/27) on special teams.
- ★ Saw action at center, right guard, and as an eligible receiver as a third tight end throughout the season.
- ★ Was inactive for the postseason game vs. Baltimore (1/10) due to an injury suffered in the season finale at Houston (1/3).

### 2008 (1/0)

- ★ Appeared in one game, making his Patriots' debut while playing on special teams blocking units in the season finale at Buffalo (12/28).
- ★ Was inactive for the season's first five games.
- ★ Released by the Patriots on Oct. 20 and signed to the Patriots practice squad on Oct. 22.
- ★ Spent seven weeks on the Patriots practice squad from Oct. 22 to Dec. 13.
- ★ Signed to the 53-man roster from the practice squad on Dec. 13.
- ★ Listed as a game day inactive at Oakland (12/14) and against Arizona (12/21).

### 2007 (0/0)

- ★ Was signed to the Patriots practice squad on Sept. 12 and spent the remainder of the season on the practice squad.
- ★ Released by Jacksonville following the preseason (9/1).

### 2006 (0/0 – Jacksonville)

- ★ Placed on injured reserve on Sept. 4 and missed the entire 2006 season.

### 2005 (4/0, 1/0 – Jacksonville)

- ★ Played in four games for the Jaguars as a rookie, seeing action on special teams.
- ★ Was one of two undrafted Jaguars rookies to make the team (Derrick Wimbush).
- ★ Made his NFL debut on Dec. 11 against Indianapolis.
- ★ Was active for the final four games of the regular season and for a Wild Card game at New England on Jan. 7.




**COLLEGE**

- ★ Was a four-year starting offensive tackle at Southeast Missouri State.
- ★ All-conference selection for four consecutive seasons.
- ★ Finished career with 46 consecutive starts.
- ★ Started at offensive tackle in all 11 games as a senior.
- ★ Earned first-team all-conference.
- ★ Started at offensive tackle all season as a junior and earned second-team all-conference after allowing only one sack.
- ★ As a sophomore, started at offensive tackle all season.
- ★ Earned second-team all-conference after not allowing any sacks.

**PERSONAL**

- ★ Daniel Paul Connolly was born the son of John and Mary Beth Connolly on Sept. 2, 1982.
- ★ Was a three-time all-district and all-conference selection at Marquette High in Chesterfield, Mo.
- ★ First member of the 1,000-pound weight lifting club.
- ★ Majored in general studies at Southeast Missouri.
- ★ Dan and his wife, Lori, have three daughters, Caroline, Caitlin and Claire.



ALFONZO  
**DENNARD**



**37**

HT: 5-10 WT: 200

Born: 9/9/1989 Exp. (NFL/Patriots): 3/3

GP/GS (Playoffs): 29/20 (4/4) Acq: D7-a-12 (224th)

College: Nebraska Hometown: Rochelle, Ga.

SUPER BOWLS

**C O R N E R B A C K**

**14**

**PRONOUNCED DENN-erd****CAREER TRANSACTIONS**

Alfonzo Dennard was drafted by the New England Patriots in the seventh round (224th overall) of the 2012 NFL Draft.

**SEASONAL REVIEWS****2014 (6/4, 0/0)**

- ★ Placed on season-ending injured reserve (12/27).
- ★ Played two defensive series in the second half and contributed on special teams at Green Bay (11/30).
- ★ Contributed on special teams and as a reserve at cornerback in the win vs. Detroit (11/23).
- ★ Inactive vs. Chicago (10/26), vs. Denver (11/2), at Indianapolis (11/16), at San Diego (12/7), vs. Miami (12/14) and at N.Y. Jets (12/21).
- ★ Started as the nickel corner and posted five tackles in the win vs. N.Y. Jets (10/16).
- ★ Started at right cornerback in the win at Buffalo (10/12), finishing with five tackles, including two for losses.
- ★ Started at right cornerback in the win vs. Cincinnati (10/5), posting three tackles and securing a fumble by Jamie Collins in the second quarter after Collins recovered a Darrelle Revis-forced fumble to set up a Patriots field goal drive.
- ★ Was inactive at Minnesota (9/14), vs. Oakland (9/21) and at Kansas City (9/29) due to injury, with Logan Ryan starting in his place.
- ★ Started at right cornerback in the season opener at Miami (9/7) and recorded two tackles and one pass defended. Intercepted Ryan Tannehill deep in Patriots territory in the second quarter, leading to a Patriots touchdown.

**2013 (13/9, 2/2)**

- ★ Played 13 games in the regular season and made nine starts and registered 42 tackles, one interception and eight passes defended.

- ★ Started both playoff contests and made five tackles, intercepted two passes, and defended four passes.
- ★ Was inactive due to injury at Carolina (11/18), at Houston (12/1) and vs. Buffalo (12/29).
- ★ Intercepted his first pass of the season in the fourth quarter vs. N.Y. Jets (9/12), stopping a drive deep into Patriots territory.
- ★ Registered a career-high nine tackles vs. Miami (10/27).
- ★ Returned to action vs. Indianapolis (1/11) in the AFC Divisional Playoff after missing the regular-season finale and tallied his first two playoff interceptions - one on the first drive of the game that he returned 27 yards and set up a touchdown and one late in the fourth quarter to seal the victory. The two interceptions were tied for second-most in franchise playoff history. Also made two tackles and defended a career-high four passes.

**2012 (10/7, 2/2)**

- ★ Initially slowed by injury during training camp but improved throughout his rookie campaign and was inserted into the starting lineup midway through the year, appearing in 10 games and starting seven.
- ★ Compiled 35 tackles and three interceptions, returning one for a touchdown. Also defended seven passes and forced one fumble.
- ★ Started both playoff games and finished with five tackles and one forced fumble.
- ★ Was inactive for the first four games of the season and was inactive due to injury vs. Miami (12/30) and at Jacksonville (12/23).
- ★ Saw significant time at cornerback vs. Indianapolis (11/18) and intercepted his third pass of the season and returned the pick 87 yards for his first career touchdown. Also made four tackles and defended two passes.
- ★ Made his first career start at cornerback due to Devin McCourty moving to safety for injury reasons and intercepted his first pass in the overtime win vs. N.Y. Jets (10/21). Also made two tackles.

★ Made his pro debut and compiled one tackle and defended a pass vs. Denver (10/7). QB Peyton Manning never completed a pass when targeting Dennard in 31-21 win against the Broncos.

### COLLEGE

- ★ Second-Team All-American (*Phil Steele*, 2011).
- ★ Third-Team All-American (Yahoo.com, 2011).
- ★ Tatum-Woodson Big Ten Defensive Back of the Year (2011).
- ★ First-Team All-Big Ten (Coaches, Media, ESPN, Yahoo.com, Phil Steele, 2011)
- ★ Nebraska Defensive MVP (2011).
- ★ First-Team All-Big 12 (ESPN.com, Rivals.com, 2010).
- ★ Second-Team All-Big 12 (Coaches, AP, Phil Steele, *San Antonio Express-News*, *Fort Worth Star-Telegram*, 2010).

★ Finished his Nebraska career with 21 career pass breakups, good for a tie for 10th place on the Nebraska career chart.

★ Played an important role in conference opponents completing a Big Ten low 51 percent of their passes, and the Huskers also led the Big Ten by allowing only six passing touchdowns in conference play in 2011.

★ Dennard was one of three true freshmen to see action, playing in 12 games in 2008.

### PERSONAL

- ★ Alfonso is the son of Rose Mary Dennard and was born on Sept. 9, 1989.
- ★ Majored in sociology at Nebraska.

## ALFONZO DENNARD

Pos: CB Ht: 5-10 Wt: 200 Year: 3rd Acq: D7a-12 (224th) College: Nebraska Born: 9/9/89

REGULAR SEASON		TACKLES						INTERCEPTIONS					MISCELLANEOUS						
Year	Team	G/S	TT	UT	A	S	Yds	No	Yds	Avg	Lg	TD	PD	FF	FR	Yds	TD	SpT	
2012	Patriots	10/7	35	33	2	0.0	0.0	3	95	31.7	87t	1	8	1	0	0	0	0	
2013	Patriots	13/9	42	34	8	0.0	0.0	1	0	0.0	0	0	8	0	0	0	0	0	
2014	Patriots	6/4	15	13	2	0.0	0.0	1	0	0.0	0	0	1	0	0	0	0	0	
<b>Totals - 3 Years</b>		<b>29/20</b>	<b>92</b>	<b>80</b>	<b>12</b>	<b>0.0</b>	<b>0.0</b>	<b>5</b>	<b>95</b>	<b>23.8</b>	<b>87t</b>	<b>1</b>	<b>17</b>	<b>1</b>	<b>0</b>	<b>0</b>	<b>0</b>	<b>0</b>	
POSTSEASON		TACKLES						INTERCEPTIONS					MISCELLANEOUS						
Year	Team	G/S	TT	UT	A	S	Yds	No	Yds	Avg	Lg	TD	PD	FF	FR	Yds	TD	SpT	
2012	Patriots	2/2	5	4	1	0.0	0.0	0	0	0.0	0	0	0	1	0	0	0	0	
2013	Patriots	2/2	5	5	0	0.0	0.0	2	27	13.5	27	0	4	0	0	0	0	0	
2014	Patriots		Injured Reserve																
<b>Totals - 3 Years</b>		<b>4/4</b>	<b>10</b>	<b>9</b>	<b>1</b>	<b>0.0</b>	<b>0.0</b>	<b>2</b>	<b>27</b>	<b>13.5</b>	<b>27</b>	<b>0</b>	<b>4</b>	<b>1</b>	<b>0</b>	<b>0</b>	<b>0</b>	<b>0</b>	

## DENNARD'S CAREER GAME-BY-GAME

2012	Opponent	P/S	TT	UT	A	S	Yds	Int	Yds	PD	FF	FR	SpT
09/09	at Tennessee		Inactive										
9/16	Arizona		Inactive										
09/23	at Baltimore		Inactive										
09/30	at Buffalo		Inactive										
10/07	Denver	p	1	1	0	-	-	-	2	-	-	-	-
10/14	at Seattle	p	3	2	1	-	-	-	-	-	-	-	-
10/21	N.Y. Jets	S	3	2	1	-	1	0	1	-	-	-	-
10/28	at St. Louis	S	5	5	0	-	1	8	1	-	-	-	-
11/11	Buffalo	S	5	5	0	-	-	-	-	-	-	-	-
11/18	Indianapolis	p	4	4	0	-	1	87t	2	-	-	-	-
11/22	at N.Y. Jets	S	4	4	0	-	-	-	1	1	-	-	-
12/02	at Miami	S	5	5	0	-	-	-	-	-	-	-	-
12/10	Houston	S	4	4	0	-	-	-	1	-	-	-	-
12/16	San Francisco	S	1	1	0	-	-	-	-	-	-	-	-
12/23	at Jacksonville		Inactive										
12/30	Miami		Inactive										
<b>2012 Totals</b>		<b>10/7</b>	<b>35</b>	<b>33</b>	<b>2</b>	<b>0.0</b>	<b>0.0</b>	<b>3</b>	<b>95</b>	<b>8</b>	<b>1</b>	<b>0</b>	<b>0</b>
01/13	Houston	S	3	2	1	-	-	-	-	-	-	-	-
01/20	Baltimore	S	2	2	0	-	-	-	-	-	-	-	-
<b>2012 Postseason</b>		<b>2/2</b>	<b>5</b>	<b>4</b>	<b>1</b>	<b>0.0</b>	<b>0.0</b>	<b>0</b>	<b>0</b>	<b>0</b>	<b>0</b>	<b>0</b>	<b>0</b>
2013	Opponent	P/S	TT	UT	A	S	Yds	Int	Yds	PD	FF	FR	SpT
09/08	at Buffalo	S	3	3	0	-	-	-	1	-	-	-	-
09/12	N.Y. Jets	S	1	0	1	-	-	1	0	1	-	-	-
09/22	Tampa Bay	p	4	2	2	-	-	-	2	-	-	-	-
09/29	at Atlanta	S	6	4	2	-	-	-	-	-	-	-	-
10/06	at Cincinnati	S	2	1	1	-	-	-	-	-	-	-	-
10/13	New Orleans	S	3	3	0	-	-	-	1	-	-	-	-
10/20	at N.Y. Jets	S	3	3	0	-	-	-	1	-	-	-	-
10/27	Miami	S	9	8	1	-	-	-	-	-	-	-	-
11/03	Pittsburgh	S	3	3	0	-	-	-	1	-	-	-	-
11/18	at Carolina		Inactive										
11/24	Denver		1	1	0	-	-	-	-	-	-	-	-
12/01	at Houston		Inactive										
12/08	Cleveland	p	3	2	1	-	-	-	-	-	-	-	-
12/15	at Miami	S	4	4	0	-	-	-	1	-	-	-	-
12/22	at Baltimore	p	0	0	0	-	-	-	-	-	-	-	-
12/29	Buffalo		Inactive										
<b>2013 Totals</b>		<b>13/9</b>	<b>42</b>	<b>34</b>	<b>8</b>	<b>0.0</b>	<b>0.0</b>	<b>1</b>	<b>0</b>	<b>8</b>	<b>0</b>	<b>0</b>	<b>0</b>
01/11	Indianapolis	S	2	2	0	-	-	2	27	4	-	-	-
01/19	at Denver	S	3	3	0	-	-	-	-	-	-	-	-
<b>2013 Postseason</b>		<b>2/2</b>	<b>5</b>	<b>5</b>	<b>0</b>	<b>0.0</b>	<b>0.0</b>	<b>2</b>	<b>27</b>	<b>4</b>	<b>0</b>	<b>0</b>	<b>0</b>



# JAMES DEVELIN



# 46

HT: 6-3 WT: 255  
 Born: 7/23/1988 Exp. (NFL/Patriots): 2/3  
 GP/GS (Playoffs): 33/10 (5/2) Acq: FA-12  
 College: Brown Hometown: Gilbertsville, Pa.  
SUPER BOWLS:

## FULLBACK



### CAREER TRANSACTIONS

James Develin was signed by the New England Patriots as a free agent on Sept. 6, 2013 ... Originally signed by Cincinnati to the practice squad (11/30/10) ... Released by Cincinnati (9/3/11) ... Signed by Cincinnati to the practice squad (9/4/11) ... Released by Cincinnati (8/31/12) ... Signed by New England to the practice squad (9/1/12) ... Signed by New England to the 53-man roster from the practice squad (11/28/12) ... Released by New England (12/24/12) ... Signed by New England to the practice squad (12/26/12) ... Released by New England (9/2/13).

### CAREER HIGHLIGHTS

- ★ Played his entire college career as a defensive lineman before converting to offense.
- ★ Began his professional career with the Florida Tuskers of the UFL and helped Florida reach the league championship game under head coach Jay Gruden, who is now the head coach for the Washington Redskins.
- ★ Spent part of 2010 and all of 2011 on the Cincinnati practice squad and most of 2012 on New England practice squad.

### SEASONAL REVIEWS

#### 2014 (16/4, 3/0)

- ★ Posted one reception for six yards in the Super Bowl XLIX win vs. Seattle (2/1/15). Also had his first career kickoff return for five yards.
- ★ Scored his second NFL touchdown and his first ever postseason touchdown on a one-yard pass from Tom Brady in the first quarter of the AFC Championship win vs. Indianapolis (1/18/15).
- ★ Contributed at fullback and on special teams in the AFC Divisional win vs. Baltimore (1/10/15).
- ★ Paved the way for Jonas Gray's go-ahead, one-yard touchdown run in the fourth quarter of the win at N.Y. Jets (12/21).
- ★ Played a season-high 30 snaps in the win at Indianapolis (11/16), helping pave the way for 246 rushing yards.
- ★ Posted two catches for 13 yards in the win vs. Denver (11/2).
- ★ Played a then-season-high 28 offensive snaps in the win vs. Chicago (10/26).
- ★ Started at fullback in the win vs. N.Y. Jets (10/16).
- ★ Carried once for no gain and caught one pass for two yards in the win at Buffalo (10/12).
- ★ Started at fullback in the win vs. Cincinnati (10/5), rushing twice for five yards and catching one pass for 11 yards.

### EXTRA POINTS

★ An Ivy League defensive lineman standout at Brown, James Develin graduated in 2010 with a degree in chemical engineering and began lining up interviews with companies he felt might be best suited for the technical skills. However, Develin wanted to give football one last shot, and play in the NFL.

"Football is something that is not around your entire life," Develin told *The Boston Globe*. "I knew if I didn't give it my best shot to play football as a career, that I'd always regret it." Develin made the most of his opportunity by switching positions to fullback. Following stints in the Arena Football League and the now defunct United Football League, Develin caught on with the Cincinnati Bengals practice squad and eventually worked his way to the Patriots 53-man roster full-time in 2013.

- ★ Recorded his first reception of the year at Minnesota (9/14), finishing the game with two catches for 17 yards.
- ★ Started at fullback in the season opener at Miami (9/7) and in the home opener vs. Oakland (9/21).

#### 2013 (16/6, 2/2)

- ★ Played all 16 regular-season games and made six starts. Compiled four rushes for 10 yards and a touchdown and caught four passes for 62 yards.
- ★ Started both playoff games and rushed once for 0 yards.
- ★ Made the 53-man roster out of training camp, was released before the regular season started and was re-signed prior to the season opener.
- ★ Started the first game of his career at Buffalo (9/8).
- ★ Started at fullback and caught his first career pass, a 4-yard reception vs. N.Y. Jets (9/12).
- ★ Compiled the first two rushes of his career for four yards and the first touchdown of his NFL career at Houston (12/1). Develin plunged into the end zone on a multiple-effort carry on the goal line in the third quarter. Also caught one pass for 12 yards.
- ★ Hauled in a career-long 31-yard reception vs. Cleveland (12/8).
- ★ Made his first career playoff start vs. Indianapolis (1/11) and had one carry for 0 yards.

## 2012 (1/0, 0/0)

- ★ Spent the majority of the season on the practice squad and four weeks on the 53-man roster.
- ★ Appeared in his first NFL game on special teams in the loss vs. San Francisco (12/16).
- ★ Was inactive at Jacksonville (12/23), vs. Houston (12/10) and at Miami (12/2).

## 2011 (0/0 – Cincinnati)

- ★ Spent the regular and postseason as a member of the practice squad.

## 2010 (0/0 – Cincinnati)

- ★ Joined the practice squad for the final five games of the season after playing for the Florida Tuskers in the United Football League and the Oklahoma City Yard Dawgz of the Arena Football League.

## COLLEGE

- ★ Played four seasons on the defensive line at Brown.
- ★ Recorded 53 total tackles, one interception, two fumble recoveries and led the team with five sacks and 16 tackles for loss as a senior.
- ★ As a junior, posted 34 tackles, three sacks and 9½ tackles for loss.

## PERSONAL

- ★ Attended Boyertown Area Senior High School (Gilbertsville, Pa.), where he lettered in football and lacrosse.
- ★ Named a football team captain and team MVP.
- ★ Was named first-team all-area and all-county.
- ★ Majored in engineering at Brown.
- ★ Married to wife, Jennifer.

# JAMES DEVELIN

Pos: FB Ht: 6-3 Wt: 255 Year: 2nd Acq: FA-12 College: Brown Born: 7/23/88

REGULAR SEASON			RUSHING					RECEIVING				
Year	Team	G/S	No	Yds	Avg	Lg	TD	No	Yds	Avg	Lg	TD
2010	Bengals		Practice Squad									
2011	Bengals		Practice Squad									
2012	Patriots	1/0	0	0	0.0	0	0	0	0	0.0	0	0
2013	Patriots	16/6	4	10	2.5	4	1	4	62	15.5	31	0
2014	Patriots	16/4	3	5	1.7	5	0	6	43	7.2	13	0
<b>Totals – 3 Years</b>		<b>33/10</b>	<b>7</b>	<b>15</b>	<b>2.1</b>	<b>5</b>	<b>1</b>	<b>10</b>	<b>105</b>	<b>10.5</b>	<b>31</b>	<b>0</b>
POSTSEASON			RUSHING					RECEIVING				
Year	Team	G/S	No	Yds	Avg	Lg	TD	No	Yds	Avg	Lg	TD
2013	Patriots	2/2	1	0	0.0	0	0	0	0	0.0	0	0
2014	Patriots	3/0	0	0	0.0	0	0	2	7	3.5	6	1
<b>Totals – 1 Year</b>		<b>5/2</b>	<b>1</b>	<b>0</b>	<b>0.0</b>	<b>0</b>	<b>0</b>	<b>2</b>	<b>7</b>	<b>3.5</b>	<b>6</b>	<b>1</b>

**Additional Statistics:** Returned one kickoff for five yards vs. Seattle in Super Bowl XLIX on Feb. 1, 2015

# DEVELIN'S CAREER GAME-BY-GAME

		Rushing					Receiving					
2012	Opponent	P/S	No	Yds	Avg	Lg	TD	No	Yds	Avg	Lg	TD
12/2	at Miami		Inactive									
12/10	Houston		Inactive									
12/16	San Francisco	p	-	-	-	-	-	-	-	-	-	-
12/23	at Jacksonville		Released 12/24/13									
12/30	Miami		Signed to practice squad 12/26/13									
<b>2012 Totals</b>		<b>1/0</b>	<b>0</b>	<b>0</b>	<b>0.0</b>	<b>0</b>	<b>0</b>	<b>0</b>	<b>0</b>	<b>0.0</b>	<b>0</b>	<b>0</b>
2013	Opponent	P/S	No	Yds	Avg	Lg	TD	No	Yds	Avg	Lg	TD
09/08	at Buffalo	S	-	-	-	-	-	-	-	-	-	-
09/12	N.Y. Jets	S	-	-	-	-	1	4	4.0	4	0	
09/22	Tampa Bay	p	-	-	-	-	-	-	-	-	-	
09/29	at Atlanta	S	-	-	-	-	1	15	15.0	15	0	
10/06	at Cincinnati	S	-	-	-	-	-	-	-	-	-	
10/13	New Orleans	p	-	-	-	-	-	-	-	-	-	
10/20	at N.Y. Jets	p	-	-	-	-	-	-	-	-	-	
10/27	Miami	p	-	-	-	-	-	-	-	-	-	
11/03	Pittsburgh	p	-	-	-	-	-	-	-	-	-	
11/18	at Carolina	p	-	-	-	-	-	-	-	-	-	
11/24	Denver	p	-	-	-	-	-	-	-	-	-	
12/01	at Houston	p	2	4	2.0	3	1	1	12	12.0	12	0
12/08	Cleveland	p	-	-	-	-	-	1	31	31.0	31	0
12/15	at Miami	S	1	2	2.0	2	0	-	-	-	-	
12/22	at Baltimore	p	-	-	-	-	-	-	-	-	-	
12/29	Buffalo	S	1	4	4.0	4	0	-	-	-	-	
<b>2013 Totals</b>		<b>16/6</b>	<b>4</b>	<b>10</b>	<b>2.5</b>	<b>4</b>	<b>1</b>	<b>4</b>	<b>62</b>	<b>15.5</b>	<b>31</b>	<b>0</b>
01/11	Indianapolis	S	1	0	0.0	0	0	-	-	-	-	
01/19	at Denver	S	-	-	-	-	-	-	-	-	-	
<b>2013 Postseason</b>		<b>2/2</b>	<b>1</b>	<b>0</b>	<b>0.0</b>	<b>0</b>	<b>0</b>	<b>0</b>	<b>0</b>	<b>0.0</b>	<b>0</b>	<b>0</b>



# JORDAN DEVEY



# 65

HT: 6-6 WT: 317

Born: 1/11/1988 Exp. (NFL/Patriots): 1/2

GP/GS (Playoffs): 7/4 (0/0) Acq: FA-13

College: Memphis Hometown: American Fork, Utah

SUPER BOWLS:

## TACKLE



## PRONOUNCED DEH-vee

### CAREER TRANSACTIONS

Jordan Devey was signed by the New England Patriots to the practice squad on Sept. 3, 2013 ... Originally signed by Baltimore as a rookie free agent (5/3/13) ... Released by Baltimore (8/30/13) ... Signed by Baltimore to the practice squad (9/1/13) ... Released by Baltimore (9/2/13).

### SEASONAL REVIEWS

**2014 (7/4, 0/0)**

- ★ Inactive in the AFC Divisional win vs. Baltimore (1/10/15), the AFC Championship win vs. Indianapolis (1/18/15) and the Super Bowl XLIX win vs. Seattle (2/1/15).
- ★ Rotated in along the offensive line vs. Buffalo (12/28).
- ★ Made his first career start at left guard in place of the injured Dan Connolly in the win vs. N.Y. Jets (10/16).
- ★ Rotated in at left guard following an injury to starter Dan Connolly in the win at Buffalo (10/12).
- ★ Played several snaps as a tight end in jumbo packages in the win vs. Cincinnati (10/5), including on Stevan Ridley's one-yard touchdown plunge in the first quarter.
- ★ Inactive at Kansas City (9/29), vs. Chicago (10/26), vs. Denver (11/2), at Indianapolis (11/16), vs. Detroit (11/23), at Green Bay (11/30), at San Diego (12/7), vs. Miami (12/14) and at N.Y. Jets (12/21).
- ★ Started at right guard in the wins at Minnesota (9/14) and vs. Oakland (9/21).
- ★ Played in his first career NFL game, making the start at right guard in the season opener at Miami (9/7).

**2013 (0/0, 0/0)**

- ★ Spent the year on the New England practice squad.
- ★ Originally went to training camp with Baltimore before being released prior to the start of the regular season.

## EXTRA POINTS

- ★ Jordan turned down several music scholarships after performing as a tuba player in the high school band in order to serve a two-year LDS church mission in Costa Rica.
- ★ Prior to his mission work, Devey took a job working security on the graveyard shift for a computer company. Twelve hours a day, five days a week he checked diesel rigs bringing in shipments.


### COLLEGE

- ★ Started all 24 games of his two-year career at Memphis, playing all 1,558 snaps in two seasons.
- ★ Started and played both guard and tackle positions throughout his career.
- ★ Started at left guard for the East team at the 2013 East-West Shrine Game.
- ★ Named second-team All-Conference USA and earned the Tigers' DeAngelo Williams Most Valuable Player Award.
- ★ Played for two seasons at Snow College before transferring to Memphis.
- ★ Named 2010 team MVP for Memphis.

### PERSONAL

- ★ Born Jan. 11, 1988.
- ★ Attended American Fork (Utah) High School where he did not play football after suffering from Osgood-Schlatter Disease in junior high school.





# AARON DOBSON



# 17

HT: 6-3 WT: 200  
 Born: 7/23/1991 Exp. (NFL/Patriots): 2/2  
 GP/GS (Playoffs): 16/10 (1/0) Acq: D2b-13 (59th)  
 College: Marshall Hometown: Dunbar, W.V.

SUPER BOWLS:

## W I D E R E C E I V E R

14

### CAREER TRANSACTIONS

Aaron Dobson was drafted by the New England Patriots in the second round (59th overall) of the 2013 NFL Draft.

### SEASONAL REVIEWS

#### 2014 (4/1, 0/0)

- ★ Placed on injured reserve (12/4).
- ★ Saw his first action since Week 6 at Green Bay (11/30), but left the game after suffering a hamstring injury.
- ★ Caught one pass for 9 yards in the win at Buffalo (10/12).
- ★ Caught one pass for 16 yards in the win vs. Cincinnati (10/5).
- ★ Made his season debut, starting at wide receiver in the win at Minnesota (9/14) and posting one catch for 13 yards.
- ★ Inactive at Miami (9/7), vs. Oakland (9/21), at Kansas City (9/29), vs. N.Y. Jets (10/16), vs. Chicago (10/26), vs. Denver (11/2), at Indianapolis (11/16) and vs. Detroit (11/23).

#### 2013 (12/9, 1/0)

- ★ Played 12 regular-season games with nine starts and caught 37 passes for 519 yards and four touchdowns.
- ★ His 519 yards receiving are the most by a Patriots rookie in the Belichick era.
- ★ Recorded the team's two longest receptions - and 81-yard touchdown vs. Pittsburgh (11/3) and a 53-yard catch-and-run at Cincinnati (10/6).
- ★ Appeared as a reserve in the AFC Championship Game and caught two passes for 33 yards.
- ★ Was inactive for the season opener at Buffalo (9/8), at Houston (12/1), vs. Cleveland (12/8), at Miami (12/15) and the Divisional Playoff vs. Indianapolis (1/11) due to injury.
- ★ Caught a 39-yard touchdown pass on his first NFL play vs. N.Y. Jets (9/12). Finished with three receptions for 56 yards and the score.
- ★ Made his first NFL start and caught seven passes for 52 yards vs. Tampa Bay (9/22).
- ★ Caught two passes for 49 yards at Cincinnati (10/6),

### EXTRA POINTS

- ★ Coming out of high school, Aaron Dobson was choosing between two paths - football or basketball. Dobson was recruited to play hoops at Northeastern. He even visited the campus on a recruiting trip.  
 "I went up there and visited Northeastern coming out of high school actually, visited the basketball team," Dobson said. "I actually liked Boston, liked it up there, liked the school. But I just ended up leaning toward Marshall for football."

including a career-long 53-yard reception in the fourth quarter that led to a field goal.

- ★ Caught six passes for 63 yards vs. New Orleans (10/13), including a 6-yard reception on the game-winning drive in which Dobson efforted to get out of bounds to stop the clock.
- ★ Caught five passes for a career-high 130 yards and two touchdowns vs. Pittsburgh (11/3), including an 81-yard score in the fourth quarter to put the game out of reach. The 81-yard reception was the longest of any Patriot on the season.

### COLLEGE

- ★ Started 36-of-47 games played in for Marshall.
- ★ Finished college career ranked 10th on the school all-time-record list with 165 receptions.
- ★ Finished his career ninth in school history with 2,398 yards receiving.
- ★ His 24 touchdown catches tied Troy Brown (1991-92) for fourth on the Thundering Herd's all-time record chart.
- ★ Produced seven 100-yard receiving performances.
- ★ Saw brief action on defense and special teams, where he recorded six tackles (three solos) and deflected one pass.

### PERSONAL

- ★ Son of Angie and Bobby Dobson.
- ★ Born July 23, 1991, and resides in Dunbar, W.V.
- ★ Majored in general studies at Marshall.

## AARON DOBSON

Pos: WR Ht: 6-3 Wt: 200 Year: 2nd Acq: D2b-13 (59th) College: Marshall Born: 7/23/91

REGULAR SEASON			RECEIVING				
Year	Team	G/S	Rec	Yds	Avg	Lg	TD
2013	Patriots	12/9	37	519	14.0	81t	4
2014	Patriots	4/1	3	38	12.7	16	0
<b>Totals - 2 Years</b>		<b>16/10</b>	<b>40</b>	<b>557</b>	<b>13.9</b>	<b>81t</b>	<b>4</b>
POSTSEASON			RECEIVING				
Year	Team	G/S	Rec	Yds	Avg	Lg	TD
2013	Patriots	1/0	2	33	16.5	27	0
2014	Patriots		Injured Reserve				
<b>Totals - 2 Years</b>		<b>1/0</b>	<b>2</b>	<b>33</b>	<b>16.5</b>	<b>27</b>	<b>0</b>

DOBSON'S CAREER GAME-BY-GAME

2013	Opponent	P/S	No	Yds	Avg	Lg	TD									
09/08	at Buffalo		Inactive													
09/12	N.Y. Jets	p	3	56	18.7	39t	1									
09/22	Tampa Bay	S	7	52	7.4	15	0									
09/29	at Atlanta	p	1	10	10.0	10	0									
10/06	at Cincinnati	p	2	49	24.5	53	0									
10/13	New Orleans	S	6	63	10.5	20	0									
10/20	at N.Y. Jets	S	3	34	11.3	14	0									
10/27	Miami	S	4	60	15.0	26	0									
11/03	Pittsburgh	S	5	130	26.0	81t	2									
11/18	at Carolina	S	4	38	9.5	11	0									
11/24	Denver	S	-	-	-	-	-									
12/01	at Houston		Inactive													
12/08	Cleveland		Inactive													
12/15	at Miami		Inactive													
12/22	at Baltimore	S	1	21	21.0	21	0									
12/29	Buffalo	S	1	6	6.0	6	0									
<b>2013 Totals</b>			<b>12/9</b>	<b>37</b>	<b>519</b>	<b>14.0</b>	<b>81t</b>	<b>4</b>								
01/11	Indianapolis		Inactive													
01/19	at Denver	p	2	33	16.5	27	0									
<b>2013 Postseason</b>			<b>1/0</b>	<b>2</b>	<b>33</b>	<b>16.5</b>	<b>27</b>	<b>0</b>								



DOMINIQUE  
**EASLEY**



HT: 6-2 WT: 290

Born: 4/28/1992 Exp. (NFL/Patriots): Rookie  
GP/GS (Playoffs): 11/2 (0/0) Acq: D1-14 (29th)  
College: Florida Hometown: Staten Island, N.Y.

SUPER BOWL: 1

DEFENSIVE LINE

PLAYERS

**PRONOUNCED DAW-min-eeek**

**CAREER TRANSACTIONS**

Dominique Easley was drafted by the New England Patriots in the first round (29th overall) of the 2014 NFL Draft.

**SEASONAL REVIEWS**

**2014 (11/2, 0/0)**

- ★ Placed on injured reserve (12/17).
- ★ Inactive vs. Miami (12/14) due to injury.
- ★ Rotated in along the defensive line at Green Bay (11/30) and at San Diego (12/7).
- ★ Inactive vs. Detroit (11/23) due to injury.
- ★ Rotated in along the defensive line in the win at Indianapolis (11/16).
- ★ Played as a sub rusher and posted one tackle in the win vs. Denver (11/2).
- ★ Played as a sub rusher and posted one tackle in the win vs. Denver (11/2).
- ★ Started at defensive end and sacked Jay Cutler for a four-yard loss in the win vs. Chicago (10/26).
- ★ Played limited snaps as an interior sub rusher in the win vs. N.Y. Jets (10/16).
- ★ Inactive at Buffalo (10/12) due to injury.
- ★ Made his first NFL start at defensive end in the win vs. Cincinnati (10/5), finishing with one tackle.
- ★ Played as an interior sub rusher in the dime and nickel

packages at Kansas City (9/29), posting two tackles.

★ Played in the home opener vs. Oakland (9/21) as an interior sub rusher in the dime and nickel packages.

★ Recorded his first NFL interception off Matt Cassel in the fourth quarter of the win at Minnesota (9/14). It was his first interception since high school.

★ Made his NFL debut after sitting out all four preseason games, entering the game at left defensive end late in the first quarter in the season opener at Miami (9/7).

**COLLEGE**

★ Started 26-of-32 games over his four year career and finished with 81 tackles, 5½ sacks, 18 tackles for loss, one fumble recovery and one pass defensed.

**PERSONAL**

★ Rated the second-best defensive tackle in the country by both Scout.com and Rivals.com during his senior campaign.

★ As a senior, he was credited with 53 tackles, 16 sacks, one fumble recovery and an interception he ran back for a score.

★ Received EA Sports All-American honors after leading Curtis High to the 2009 Public Schools Athletic League championship.

★ Named Most Valuable Player at the 2010 Under Armour All-American Game.

★ Has a son, Dominique Easley II.

★ Majored in general studies at Florida.

**DOMINIQUE EASLEY**

Pos: DL Ht: 6-2 Wt: 290 Year: Rookie Acq: D1-14 (29th) College: Florida Born: 4/28/92

REGULAR SEASON		TACKLES						INTERCEPTIONS					MISCELLANEOUS						
Year	Team	G/S	TT	UT	A	S	Yds	No	Yds	Avg	Lg	TD	PD	FF	FR	Yds	TD	SpT	
2014	Patriots	11/2	9	6	3	1.0	4.0	1	0	0.0	0	0	1	0	0	0	0	0	
<b>Totals - 1 Year</b>		<b>11/2</b>	<b>9</b>	<b>6</b>	<b>3</b>	<b>1.0</b>	<b>4.0</b>	<b>1</b>	<b>0</b>	<b>0.0</b>	<b>0</b>	<b>0</b>	<b>1</b>	<b>0</b>	<b>0</b>	<b>0</b>	<b>0</b>	<b>0</b>	
POSTSEASON		TACKLES						INTERCEPTIONS					MISCELLANEOUS						
Year	Team	G/S	TT	UT	A	S	Yds	No	Yds	Avg	Lg	TD	PD	FF	FR	Yds	TD	SpT	
2014	Patriots		Injured Reserve																
<b>Totals - 1 Year</b>		<b>0/0</b>	<b>0</b>	<b>0</b>	<b>0</b>	<b>0.0</b>	<b>0.0</b>	<b>0</b>	<b>0</b>	<b>0.0</b>	<b>0</b>	<b>0</b>	<b>0</b>	<b>0</b>	<b>0</b>	<b>0</b>	<b>0</b>	<b>0</b>	



NATE  
EBNER



43

HT: 6-0 WT: 210  
Born: 12/14/1988 Exp. (NFL/Patriots): 3/3  
GP/GS (Playoffs): 42/0 (7/0) Acq: D6-12 (197th)  
College: Ohio State Hometown: Dublin, Ohio  
SUPER BOWLS: 1

DEFENSIVE BACK

## CAREER TRANSACTIONS

Nate Ebner was drafted by the New England Patriots in the sixth round (197th overall) of the 2012 NFL Draft.

## SEASONAL REVIEWS

### 2014 (12/0, 3/0)

★ Contributed on special teams in the AFC Divisional win vs. Baltimore (1/10/15), the AFC Championship win vs. Indianapolis (1/18/15) and the Super Bowl XLIX win vs. Seattle (2/1/15).

★ Led the team with two special teams tackles in the win at N.Y. Jets (12/21).

★ Posted one special teams tackle in the win vs. Miami (12/14).

★ Recorded one tackle in the win at San Diego (12/7).

★ Tallied one special teams tackle at Green Bay (11/30).

★ Posted one defensive tackle and one special teams stop in the win vs. Detroit (11/23).

★ Returned from injury to play a significant role on special teams in the win vs. Denver (11/2).

★ Inactive vs. Cincinnati (10/5), at Buffalo (10/12), vs. N.Y. Jets (10/16) and vs. Chicago (10/26) due to injury.

★ Recorded one special teams tackle and also played one defensive snap at Kansas City (9/29).

★ Played on special teams and as a defensive back in the dime package in the wins at Minnesota (9/14) and vs. Oakland (9/21), posting two solo tackles and three special teams stops.

★ Recorded two special teams tackles and also played one defensive snap in the season opener at Miami (9/7).

### 2013 (15/0, 2/0)

★ Played mainly special teams in 15 regular-season games. Registered 11 special teams tackles and two fumble recoveries on special teams.

★ Saw action in both playoff games.

★ Inactive for the season opener at Buffalo (9/8) due to injury.

★ Made his first two special teams tackles of the season at Cincinnati (10/13).

★ Tied a career-high with four special teams tackles vs. Pittsburgh (11/3).

★ Recovered his first career fumble on a muffed punt in overtime vs. Denver (11/24) deep in Broncos territory that led to the game-winning field goal. Also made one special teams tackle.

★ Recovered his second fumble in four games after a botched field goal attempt at Miami (12/15). The turnover led to a Patriots touchdown.

## EXTRA POINTS

★ Nate Ebner did not play football in high school, but was a very talented rugby player growing up. He was a standout on the United States U19 and U20 national teams from 2006-08 and was MVP of the Rugby World Cup in 2008 as a member of the U20 team. One year later, he walked on to the football team at Ohio State and finished his collegiate career as a scholarship player.

### 2012 (15/0, 2/0)

★ Played mainly on special teams in 15 regular-season games, finishing second on the team with 17 special teams tackles. Also saw limited action in the secondary.

★ Appeared in both postseason contests, making one special teams tackle.

★ Inactive due to injury vs. Miami (12/30).

★ Made his pro debut, making two special teams tackles and played in a reserve role on defense in the win at Tennessee (9/9).

## COLLEGE

★ A world-class rugby player who joined Ohio State as a walk-on in 2009.

★ Finished his career at Ohio State on scholarship.

★ Voted by his teammates as the team's most inspirational player and presented with the Bo-Rein Award at the end of the 2011 season.

## PERSONAL

★ Son of Nancy Pritchett and the late Jeff Ebner.

★ Majored in exercise science at Ohio State.

★ 2009 Big Ten all-academic.

★ A standout on the United States U19 and U20 national teams for rugby from 2006-08.

★ In 2006 at age 17, youngest player ever to play in National 7's.

★ MVP of the Rugby World Cup in 2008 as a member of the U20 team.

★ Did not play football at Hilliard Davidson High.

# NATE EBNER

Pos: DB Ht: 6-0 Wt: 210 Year: 3rd Acq: D6-12 (197th) College: Ohio State Born: 12/14/88


REGULAR SEASON			TACKLES					INTERCEPTIONS					MISCELLANEOUS					
Year	Team	G/S	TT	UT	A	S	Yds	No	Yds	Avg	Lg	TD	PD	FF	FR	Yds	TD	SpT
2012	Patriots	15/0	0	0	0	0.0	0.0	0	0	0.0	0	0	0	0	0	0	0	17
2013	Patriots	15/0	0	0	0	0.0	0.0	0	0	0.0	0	0	0	0	0	0	0	11
2014	Patriots	12/0	4	4	0	0.0	0.0	0	0	0.0	0	0	0	0	0	0	0	11
<b>Totals – 3 Years</b>		<b>42/0</b>	<b>4</b>	<b>4</b>	<b>0</b>	<b>0.0</b>	<b>0.0</b>	<b>0</b>	<b>0</b>	<b>0.0</b>	<b>0</b>	<b>0</b>	<b>0</b>	<b>0</b>	<b>0</b>	<b>0</b>	<b>0</b>	<b>39</b>

**Additional Statistics:** special teams fumble recoveries: 1 (2013).

POSTSEASON			TACKLES					INTERCEPTIONS					MISCELLANEOUS					
Year	Team	G/S	TT	UT	A	S	Yds	No	Yds	Avg	Lg	TD	PD	FF	FR	Yds	TD	SpT
2012	Patriots	2/0	0	0	0	0.0	0.0	0	0	0.0	0	0	0	0	0	0	0	1
2013	Patriots	2/0	0	0	0	0.0	0.0	0	0	0.0	0	0	0	0	0	0	0	0
2014	Patriots	3/0	0	0	0	0.0	0.0	0	0	0.0	0	0	0	0	0	0	0	0
<b>Totals – 3 Years</b>		<b>7/0</b>	<b>0</b>	<b>0</b>	<b>0</b>	<b>0.0</b>	<b>0.0</b>	<b>0</b>	<b>0</b>	<b>0.0</b>	<b>0</b>	<b>0</b>	<b>0</b>	<b>0</b>	<b>0</b>	<b>0</b>	<b>0</b>	<b>1</b>

## EBNER'S CAREER GAME-BY-GAME

2012	Opponent	P/S	TT	UT	A	S	Yds	Int	Yds	PD	FF	FR	SpT	2013	Opponent	P/S	TT	UT	A	S	Yds	Int	Yds	PD	FF	FR	SpT	
09/09 at	Tennessee	p	0	0	0	-	-	-	-	-	-	-	2	09/08 at	Buffalo													
09/16	Arizona	p	0	0	0	-	-	-	-	-	-	-	-	09/12	N.Y. Jets	p	0	0	0	-	-	-	-	-	-	-	-	-
09/23 at	Baltimore	p	0	0	0	-	-	-	-	-	-	-	-	09/22	Tampa Bay	p	0	0	0	-	-	-	-	-	-	-	-	-
09/30 at	Buffalo	p	0	0	0	-	-	-	-	-	-	-	1	09/29 at	Atlanta	p	0	0	0	-	-	-	-	-	-	-	-	-
10/07	Denver	p	0	0	0	-	-	-	-	-	-	-	-	10/06 at	Cincinnati	p	0	0	0	-	-	-	-	-	-	-	2	
10/14 at	Seattle	p	0	0	0	-	-	-	-	-	-	-	-	10/13	New Orleans	p	0	0	0	-	-	-	-	-	-	-	-	
10/21	N.Y. Jets	p	0	0	0	-	-	-	-	-	-	-	1	10/20 at	N.Y. Jets	p	0	0	0	-	-	-	-	-	-	-	-	
10/28 at	St. Louis	p	0	0	0	-	-	-	-	-	-	-	3	10/27	Miami	p	0	0	0	-	-	-	-	-	-	-	-	4
11/11	Buffalo	p	0	0	0	-	-	-	-	-	-	-	1	11/03	Pittsburgh	p	0	0	0	-	-	-	-	-	-	-	-	2
11/18	Indianapolis	p	0	0	0	-	-	-	-	-	-	-	4	11/18 at	Carolina	p	0	0	0	-	-	-	-	-	-	-	-	-
11/22 at	N.Y. Jets	p	0	0	0	-	-	-	-	-	-	-	1	11/24	Denver	p	0	0	0	-	-	-	-	-	-	-	1	1
12/02 at	Miami	p	0	0	0	-	-	-	-	-	-	-	1	12/01 at	Houston	p	0	0	0	-	-	-	-	-	-	-	-	1
12/10	Houston	p	0	0	0	-	-	-	-	-	-	-	-	12/08	Cleveland	p	0	0	0	-	-	-	-	-	-	-	-	1
12/16	San Francisco	p	0	0	0	-	-	-	-	-	-	-	1	12/15 at	Miami	p	0	0	0	-	-	-	-	-	-	-	-	1
12/23 at	Jacksonville	p	0	0	0	-	-	-	-	-	-	-	2	12/22 at	Baltimore	p	0	0	0	-	-	-	-	-	-	-	-	-
12/30	Miami													12/29	Buffalo	p	0	0	0	-	-	-	-	-	-	-	-	
<b>2012 Totals</b>		<b>15/0</b>	<b>0</b>	<b>0</b>	<b>0</b>	<b>0.0</b>	<b>0.0</b>	<b>0</b>	<b>0</b>	<b>0</b>	<b>0</b>	<b>0</b>	<b>0</b>	<b>17</b>	<b>2013 Totals</b>		<b>15/0</b>	<b>0</b>	<b>0</b>	<b>0</b>	<b>0.0</b>	<b>0.0</b>	<b>0</b>	<b>0</b>	<b>0</b>	<b>0</b>	<b>2</b>	<b>11</b>
01/13	Houston	p	0	0	0	-	-	-	-	-	-	-	-	01/11	Indianapolis	p	0	0	0	-	-	-	-	-	-	-	-	-
01/20	Baltimore	p	0	0	0	-	-	-	-	-	-	-	1	01/19 at	Denver	p	0	0	0	-	-	-	-	-	-	-	-	-
<b>2012 Postseason</b>		<b>2/0</b>	<b>0</b>	<b>0</b>	<b>0</b>	<b>0.0</b>	<b>0.0</b>	<b>0</b>	<b>0</b>	<b>0</b>	<b>0</b>	<b>0</b>	<b>0</b>	<b>1</b>	<b>2013 Postseason</b>		<b>2/0</b>	<b>0</b>	<b>0</b>	<b>0</b>	<b>0.0</b>	<b>0.0</b>	<b>0</b>	<b>0</b>	<b>0</b>	<b>0</b>	<b>0</b>	<b>0</b>



# JULIAN EDELMAN



# 11

HT: 5-10 WT: 198

Born: 5/22/1986 Exp. (NFL/Patriots): 6/6

GP/GS (Playoffs): 78/37 (10/6) Acq: D7a-09 (232nd)

College: Kent State Hometown: Redwood City, Calif.

PRO BOWLS: SUPER BOWLS:

W I D E R E C E I V E R



## CAREER TRANSACTIONS

Julian Edelman was re-signed by the New England Patriots as an unrestricted free agent on March 18, 2014 ... Originally drafted by New England in the seventh round (232nd overall) of the 2009 NFL Draft ... Re-signed by New England as an unrestricted free agent (4/11/13).

## CAREER HIGHLIGHTS

- ★ Caught the game-winning, 3-yard touchdown pass from Tom Brady with 2:06 left to play in the fourth quarter of the Patriots' 28-24 Super Bowl XLIX win vs. Seattle (2/1/15).
- ★ In 2010, set a franchise record for the highest punt return average in a single-season with a 15.3-yard average, which led the AFC and finished second in the NFL behind Chicago's Devin Hester (17.1-yard return average).
- ★ Set a franchise record with a 94-yard punt return for a touchdown vs. Miami (1/2/11).
- ★ Has totaled 132 punt returns for 1,616 yards during his Patriots' career, a 12.2 average, best in Patriots history.
- ★ Currently holds the record for most punt return touchdowns in team history with four.
- ★ Set career highs with 105 receptions for 1,056 yards and six touchdowns in 2013. Joined Wes Welker and Troy Brown as the only Patriots receivers with 100 receptions in a season and became the 10th receiver in team history with 1,000 yards receiving in a single season.
- ★ Earned his first career Pro Bowl in 2014 after finishing eighth in the NFL with 92 receptions.

## SEASONAL REVIEWS

### 2014 (14/13, 3/3)

- ★ Caught the game-winning, 3-yard touchdown pass from Tom Brady with 2:06 left to play in the fourth quarter of the Patriots' 28-24 Super Bowl XLIX win vs. Seattle (2/1/15). Started the game at wide receiver and led the team in receiving with nine catches for 109 yards and one touchdown. Also rushed once for seven yards and returned three punts for 27 yards.
- ★ Started at wide receiver in the AFC Championship win vs. Indianapolis (1/18/15), leading the team with nine catches for 98 yards. Also rushed once for 12 yards and returned three punts for 71 yards (23.7 avg.), with a long of 45.
- ★ Started at wide receiver in the AFC Divisional win vs. Baltimore (1/10/15), leading the team with eight catches for 74 yards and also returning three punts for 45 yards. Edelman also threw his first career NFL pass, catching a lateral from Tom Brady and then completing a 51-yard touchdown pass up the left sideline to Danny Amendola., the longest by a non-quarterback in NFL postseason history. It was also the Patriots first touchdown pass by

## EXTRA POINTS

- ★ Growing up as an undersized quarterback with a good arm and all kinds of athleticism, Julian Edelman had visions of being the next Doug Flutie.
  - ★ A quarterback at Kent State, he passed for 1,820 yards as a senior and added 1,551 rushing yards to break the school's single-season record for total offense set by Joshua Cribbs in 2003.
  - ★ Had an offer from the British Columbia Lions of the Canadian Football League to play quarterback but chose to switch to receiver and play in the NFL.
- "It was hard for the fact that you never played the other position [receiver], so you have a huge road ahead of you to learn something at the highest level in the world to it. But the easy part was that you didn't grow up wanting to go to the CFL. I grew up wanting to go to the NFL, having that dream," he said.

a non-quarterback since 2004 and the first by a wide receiver since 2001.

- ★ Earned his first career Pro Bowl in 2014 after finishing eighth in the NFL with 92 receptions.
- ★ Inactive at N.Y. Jets (12/21) and vs. Buffalo (12/28) due to injury.
- ★ Led the team with seven receptions for 88 yards and one touchdown in the win vs. Miami (12/14). Also returned two punts for 17 yards and had a six-yard rush.
- ★ Led all receivers with eight catches for a career-high 141 yards, including a career-long 69-yard touchdown in the win at San Diego (12/7). Also returned three punts for 20 yards and had a four-yard rush. It was his sixth career 100-yard game and the first of this season, while his 69-yard touchdown in the fourth quarter was the longest reception by any Patriots player this season.
- ★ Caught seven passes for 48 yards at Green Bay (11/30).
- ★ Led the team with a game-high 11 receptions for 89 yards in the win vs. Detroit (11/23). It was his fifth career game with 10 or more catches. Also returned one punt for six yards.
- ★ Caught a team-high five passes for 50 yards in the win at Indianapolis (11/16).
- ★ Posted nine catches for 89 yards and one touchdown in the win vs. Denver (11/2). Also earned AFC Special Teams Player of the Week honors after returning a second-quarter punt 84 yards for a touchdown,



giving him the franchise record for most punt return touchdowns (4).

★ Exploded for a season-high 42-yard punt return in the second quarter to set up a Patriots touchdown in the win vs. Chicago (10/26). Also had one catch for 14 yards.

★ Caught four passes for 44 yards, rushed once for eight yards and returned a punt for three yards in the win vs. N.Y. Jets (10/16).

★ Led the team with nine receptions for 91 yards and rushed once for 10 yards in the win at Buffalo (10/12). Also returned three punts for 12 yards.

★ Started at wide receiver in the win vs. Cincinnati (10/5) and caught five passes for 35 yards. Also returned three punts for 12 yards.

★ Caught four passes for 23 yards and returned two punts for 10 yards at Kansas City (9/29).

★ Led the team with 10 receptions for 84 yards in the win vs. Oakland, extending his streak to nine straight games with at least six receptions. It was his fourth career game with 10 or more catches. Also returned one punt for seven yards.

★ Led the team with six receptions for 81 yards and one touchdown in the win at Minnesota (9/14), including a 44-yard catch for the second straight week. Also returned four punts for 66 yards.

★ Started in the season opener at Miami (9/7) and led the team with six receptions for 95 yards, all in the first half. His 95 receiving yards were a personal best for a first half, and he also had two rushes for 21 yards and two punt returns for 15 yards.

### 2013 (16/11, 2/1)

★ Played in all 16 regular-season games with 11 starts and led the team with career highs in receptions (105), receiving yards (1,056) and receiving touchdowns (6). Also returned 35 punts for 374 yards.

★ Appeared in both postseason contests with one start and led the team with 16 receptions for 173 yards and a touchdown.

★ Caught seven or more passes in 10 games.

★ Eclipsed 100 yards receiving four times:

- Week 4 at Atlanta
- Week 12 vs. Denver
- Week 13 at Houston
- Week 15 at Miami

★ Posted 10 or more receptions twice:

- Week 2 vs. N.Y. Jets
- Week 15 at Miami

★ Scored two touchdowns twice:

• Week 1 at Buffalo

• Week 12 vs. Denver

★ Caught seven passes for 79 yards and two touchdowns at Buffalo (9/8), marking his first regular-season contest with two TD catches.

★ Caught a career-high 13 passes for 78 yards and rushed once for 4 yards vs. N.Y. Jets (9/12). Also returned six punts for 72 yards.

★ Registered his second career 100-yard receiving performance at Atlanta (9/29) after finishing with seven receptions for 118 yards including a season-long 44-yard catch that helped set up a Patriots touchdown.

★ Caught nine passes for 110 yards and two touchdowns vs. Denver (11/24), marking his third career 100-yard receiving game and second of the season. It was also his third career two-touchdown game and second of the season.

★ Posted his second straight 100-yard receiving performance at Houston (12/1), catching nine passes for 101 yards.

★ Caught six passes for 64 yards, a touchdown and a two-point conversion in the comeback win vs. Cleveland. Edelman's TD came with 1:01 remaining in the fourth quarter and drew New England to within one possession.

★ Tied a career high with 13 receptions and set a career high with 139 receiving yards and a touchdown at Miami (12/15).

★ Caught nine passes for 65 yards vs. Buffalo (12/29) and in the process, eclipsed the 100 reception and 1,000 yard receiving marks for the first time in his career. Joined Wes Welker and Troy Brown as the only Patriots receivers with 100 receptions in a season and became the 10th receiver in team history with 1,000 yards receiving in a single season.

★ Set playoff career highs with 10 receptions and 84 yards and a touchdown in the AFC Championship Game at Denver (1/19).

### 2012 (9/3, 0/0)

★ Played in nine games with three starts and caught 21 passes for 235 yards (11.2 avg) and a career-high three touchdowns. Returned 17 punts for 263 yards (15.5 avg) and tied a team record with his third career punt return for a touchdown.

★ Also rushed four times for 45 yards and returned three kickoffs for 38 yards.

★ Caught four passes for 28 yards and his second career regular-season touchdown reception at Baltimore (9/23). Also returned one punt for 11 yards.

★ Was inactive due to injury at Seattle (10/14), vs. Denver (10/7) and at Buffalo (9/30).

★ Scored on a 68-yard punt return in the second quarter and also had a 2-yard touchdown reception in the third quarter vs. Indianapolis (11/18) to become the first Patriots player to score on a return and have a touchdown reception in the same game since Irving Fryar vs. Indianapolis on Nov. 10, 1985. Had the longest run from scrimmage for a wide receiver in Patriots history with a 47-yard scamper in the fourth quarter. Also added a 49-yard punt return in the fourth quarter.

★ Recorded his second straight game with two touchdowns - a 22-yard fumble return on a kickoff and a career-long 56-yard touchdown reception in the win at N.Y. Jets (11/22). Also returned two punts for 32 yards (16.0 avg) and had one rush for three yards. Left the

### TOP-FLIGHT RETURNER

Edelman has returned 132 punts for 1,616 yards during his career. He is first in team history and fifth in NFL history with a 12.2 average.

#### HIGHEST PUNT RETURN AVERAGE IN NFL HISTORY (75 Returns)

Player	Punt Rt Avg.	Year
George McAfee (Chicago)	12.8 (112-1,431)	(1940-41, 45-50)
Jack Christiansen (Detroit)	12.8 (85-1,084)	(1951-58)
Claude Gibson (SD, OAK)	12.6 (110-1,381)	(1961-65)
Devin Hester (CHI, ATL)	12.3 (282-3,481)	(2006-present)
<b>Julian Edelman (NE)</b>	<b>12.2 (132-1,616)</b>	<b>(2009-present)</b>
Bill Dudley (PITT, DEN, WAS)	12.2 (124-1,515)	(1942-53)
Rick Upchurch (DEN)	12.1 (248-3,008)	(1975-83)
Desmond Howard	11.9 (244-2,895)	(1992-2002)

## Standout College QB to NFL Wide Receiver

Edelman began his college football career with a year at the College of San Mateo (Calif.) before transferring to Kent State where, as a senior, he completed 56% of his passes (153 of 275 passes for 1,820 yards) with 13 touchdowns. He was also the leading rusher, gaining 1,551 yards on 215 attempts (an average of 7.5 yards per carry) and scoring 13 touchdowns. His offensive numbers broke Kent State's single-season record for total offense set by Joshua Cribbs in 2003.

Said head coach Bill Belichick on the versatility of Edelman: "He played the quarterback position in college at Kent State and all the positions really that he's played in the NFL – covering kicks, returning kicks, slot receiver, outside receiver, slot defender – he didn't do any of those things in college. I think that really speaks to his versatility and how much he's grown as a player and how many things he's learned how to do that he really didn't have much experience with in college. I'd say that's pretty unusual, especially to be as competent in them as he is."

## HONORS & AWARDS

**2014**

NFL Pro Bowl

AFC Special Teams Player of the Week (Wk. 9)

**2011**

AFC Special Teams Player of the Week (Wk. 11)

game in the third quarter with a head injury and did not return.

★ Was placed on injured reserve with a foot injury on Dec. 4, 2012 after suffering the injury in the win at Miami (12/2).

### 2011 (13/0, 3/0)

★ Appeared in 13 regular-season games and played offense, defense and special teams throughout the season.

★ Appeared in all three postseason games and caught two passes for 19 yards and rushed once for -1 yards on offense. Combined for two tackles on defense. On special teams, returned four punts for 35 yards, three kickoffs for 73 yards and made one special teams tackle.

★ Caught four passes for 34 yards and rushed four times for 30 yards on offense.

★ Compiled 14 tackles during eight appearances at defensive back.

★ On special teams, returned 28 punts for 296 yards and a touchdown, 12 kickoffs for 284 yards and made five tackles.

★ Was inactive vs. N.Y. Jets (10/9) and Dallas (10/16) due to injury.

★ Was a healthy scratch at Pittsburgh (10/30).

★ Saw his first action on defense at N.Y. Jets (11/13).

★ Earned AFC Special Teams Player of the Week (Wk. 11) after returning a punt 72 yards for a touchdown on Monday Night Football vs. Kansas City (11/21).

★ Played as a reserve at wide receiver, return specialist

## PATS PUNT RETURN RECORDS

Edelman is first in career punt return average in Patriots history with an 12.2 yard punt return average over five seasons. He also set a franchise record for the best punt return average in a single season with a 15.3-yard punt return average in 2010, which led the AFC and was second in the NFL.

### Patriots Punt Return Average/Career

Player	Returns	Average
Julian Edelman	132	12.2
Mack Herron	74	12.0
Carl Garrett	43	11.3

### Patriots Punt Return Average/Season

Player	Average	Year
Julian Edelman	15.3	2010
Mack Herron	14.8	1974
Troy Brown	14.2	2001

### Patriots Punt Return Touchdowns/Career

Player	Years	Touchdowns
Julian Edelman	2009-2014	4
Troy Brown	1993-2007	3
Irving Fryar	1984-1992	3
Mike Haynes	1976-1982	2

### Longest Patriots Punt Returns

Player	Yards	Year
Julian Edelman	94t	2010
Mike Haynes	89t	1976

and defensive back in the Divisional Playoff game vs. Denver (1/14). Caught one pass for 11 yards, made one defensive tackle and returned two punts for 28 yards (14.0 avg).

★ Saw time in all three phases of the game in the AFC Championship vs. Baltimore (1/22). Caught an eight-yard pass, rushed once for a loss of a yard, made one tackle and returned two punts for seven yards.

★ Played in a reserve role at wide receiver and on special teams in Super Bowl XLVI vs. N.Y. Giants (2/5). Returned three kickoffs for 73 yards with a long return of 31 yards.

### 2010 (15/3, 1/1)

★ Played in 15 games with three starts in three-wide receiver sets.

★ Finished the season with 21 punt returns for 321 yards and set a franchise record for the highest punt return average in a single-season with a 15.3-yard average. Led the AFC and finished second in the NFL behind Chicago's Devin Hester (17.1-yard return average) with the 15.3-yard average.

★ Also had 14 rushing yards on two carries and 86 yards on seven receptions (12.3).

★ Set a franchise record with a 94-yard punt return for a touchdown vs. Miami (1/2). Recorded a then career high 40-yard reception from Tom Brady in the first quarter against the Dolphins and a 13-yard rush. Finished with three catches for 72 yards, 13 rushing yards, four punt returns for 112 yards and a touchdown, and two fair catches against the Dolphins.

★ Registered a then career-long 42-yard punt return in the second quarter at Chicago (12/12). Also had a 71-yard punt return for a touchdown called back due to a penalty in the second quarter.

## 100-YARD GAMES

### REGULAR SEASON 100-YARD GAMES (5)

DATE	OPPONENT	NO.	YDS	AVG.	LG	TD
1/3/10	at Houston	10	103	10.3	25	0
9/29/13	at Atlanta	7	118	16.9	44	0
11/24/13	vs. Denver	9	110	12.2	43	2
12/1/13	at Houston	9	101	11.2	25	0
12/15/13	at Miami	13	139	10.7	24t	1
12/7/14	at San Diego	8	141	17.6	69t	1

## 10-RECEPTION GAMES

### REGULAR SEASON 10-RECEPTION GAMES (5)

DATE	OPPONENT	NO.	YDS	AVG.	LG	TD
1/3/10	at Houston	10	103	10.3	25	0
9/12/13	vs. N.Y. Jets	13	78	6.0	10	0
12/15/13	at Miami	13	139	10.7	24t	1
9/21/14	vs. Oakland	10	84	8.4	15	0
11/23/14	vs. Detroit	11	89	8.1	16	0

★ Started at wide receiver in the postseason game vs. N.Y. Jets (1/16). Had one rush for 11 yards, one reception for 12 yards and returned two punts for 42 yards, including a 41-yard punt return.

### 2009 (11/7, 1/1)

★ Played in 11 games with seven starting assignments and finished the year with 37 receptions for 359 yards and one touchdown, 11 kickoff returns for 241 yards, six punt returns for 63 yards and two rushing attempts for five yards.

★ Started in the postseason game vs. Baltimore (1/10) and led the team with six catches for 44 yards with two touchdown receptions. Also returned one punt for 28 yards. Became the first Patriots rookie to catch two touchdown passes in a postseason game when he scored on a 6-yard pass from Tom Brady in the second quarter and a 1-yard touchdown reception in the third quarter.

★ Was inactive for the season-opener vs. Buffalo (9/14) and missed four games due to injury: at Tampa Bay (10/25), vs. Miami (11/8), at New Orleans (11/30) and at Miami (12/6).

★ Made his NFL debut at the N.Y. Jets (9/20) when he started in place of an injured Wes Welker. Led the team with eight receptions for 98 yards.

★ Hauled in his first career touchdown reception at Indianapolis (11/15) on a 9-yard pass from Tom Brady in the second quarter.

★ Set then career-highs with 10 catches for 103 yards in the regular-season finale at Houston (1/3), seeing increased action following a first-quarter injury to Wes Welker.

## EDELMAN'S SINGLE GAME CAREER HIGHS

### Single-Game Highs:

<b>Receptions</b>	13 at Miami (12/15/13) vs. N.Y. Jets (9/12/13)
<b>Yards</b>	141 at San Diego (12/7/14)
<b>Longest Reception</b>	69t at San Diego (12/7/14)
<b>Receiving TDs</b>	2 at Buffalo (9/8/13) vs. Denver (11/24/13)
<b>Rushing Attempts</b>	2 at Baltimore (9/23/12) at Buffalo (9/25/11)
<b>Rushing Yards</b>	47 vs. Indianapolis (11/18/12)
<b>Longest Rush</b>	47 vs. Indianapolis
<b>Kickoff Returns</b>	4 at Denver (10/11/09)
<b>Kickoff Return Long</b>	37 at Miami (9/12/11)
<b>Punt Returns</b>	6 vs. N.Y. Jets (9/12/13)
<b>Punt Return Yards</b>	117 vs. Indianapolis (11/18/12)
<b>Punt Return Long</b>	94t vs. Miami (1/2/11)
<b>Return Yards</b>	124 at Miami (9/12/11)

## COLLEGE

★ Played in 31 games to finish his career at Kent State with 4,997 yards passing and 2,664 yards rushing.

★ Compiled a career high 3,190 yards of total offense in his senior season with the Golden Flashes and finished his career with 30 touchdown passes and 22 rushing scores.

★ Was the Golden Flashes' starting quarterback as a senior in 2008, playing in 12 games and completing 153-of-275 passes for 1,820 yards and 13 touchdowns with 11 interceptions.

★ Posted record-setting numbers as a redshirt freshman quarterback at the College of San Mateo in 2005.

★ Was named the Most Valuable Player in All-State Region I by the California Community College Football Coaches Association.

★ Passed for 1,312 yards and 14 touchdowns and rushed for a school-record 1,253 yards and 17 scores.

★ Helped lead San Mateo to an 8-3 record and second-place finish in the NorCal Conference.

## PERSONAL

★ Julian Edelman was born May 22, 1986, to Angie and Francis Edelman.

★ As senior at Woodside (Calif.) High School in 2004, led the Wildcats to a 13-0 record and Central Coast Section championship and was named first-team all-league and all-county.

★ Totaled 2,237 passing yards and 29 touchdowns in his high school career and also rushed for 964 yards and 13 touchdowns.

★ Majored in business management at Kent State.

# JULIAN EDELMAN

Pos: WR Ht: 5-10 Wt: 198 lbs Year: 6th Acq: D7a-09 (232nd) College: Kent State Born: 5/22/86

REGULAR SEASON		RECEIVING					RUSHING					KICK RETURNS				PUNT RETURNS							
Year	Team	G/S	No	Yds	Avg	Lg	TD	No	Yds	Avg	Lg	TD	No	Yds	Avg	Lg	TD	No	FC	Yds	Avg	Lg	TD
2009	Patriots	11/7	37	359	9.7	29	1	2	5	2.5	5	0	11	241	21.9	32	0	6	1	63	10.5	35	0
2010	Patriots	15/3	7	86	12.3	40	0	2	14	7.0	13	0	0	0	0.0	0	0	21	6	321	15.3	94t	1
2011	Patriots	13/0	4	34	8.5	11	0	4	8	2.0	6	0	12	284	23.7	37	0	28	7	296	10.6	72t	1
2012	Patriots	9/3	21	235	11.2	56t	3	4	45	11.3	47	0	3	38	12.7	32	0	17	1	263	15.5	68t	1
2013	Patriots	16/11	105	1056	10.1	44	6	2	11	5.5	7	0	0	0	0.0	0	0	35	23	374	10.7	43	0
2014	Patriots	14/13	92	972	10.6	69t	4	8	63	7.9	17	0	0	0	0.0	0	0	25	6	299	12.0	84t	1
<b>Totals - 6 Years</b>		<b>78/37</b>	<b>266</b>	<b>2,742</b>	<b>10.3</b>	<b>69t</b>	<b>14</b>	<b>22</b>	<b>146</b>	<b>6.6</b>	<b>47</b>	<b>0</b>	<b>26</b>	<b>563</b>	<b>21.7</b>	<b>37</b>	<b>0</b>	<b>132</b>	<b>44</b>	<b>1,616</b>	<b>12.2</b>	<b>94t</b>	<b>4</b>
<b>Additional Statistics:</b> tackles (2011: 14); special teams tackles (2011: 5, 2012: 1); 22-yard kickoff fumble return for TD at N.Y. Jets (11/22/12).																							
POSTSEASON		RECEIVING					RUSHING					KICK RETURNS				PUNT RETURNS							
Year	Team	G/S	No	Yds	Avg	Lg	TD	No	Yds	Avg	Lg	TD	No	Yds	Avg	Lg	TD	No	FC	Yds	Avg	Lg	TD
2009	Patriots	1/1	6	44	7.3	24	2	0	0	0.0	0	0	0	0	0.0	0	0	1	1	28	28.0	28	0
2010	Patriots	1/1	1	12	12.0	12	0	1	11	11.0	11	0	0	0	0.0	0	0	2	0	42	21.0	41	0
2011	Patriots	3/0	2	19	9.5	11	0	1	-1	-1.0	-1	0	3	73	24.3	31	0	4	2	35	8.8	15	0
2012	Patriots							Injured Reserve															
2013	Patriots	2/1	16	173	10.8	27	1	0	0	0.0	0	0	0	0	0.0	0	0	5	0	36	7.2	15	0
2014	Patriots	3/3	26	281	10.8	23	1	2	19	9.5	12	0	0	0	0.0	0	0	9	2	143	15.9	45	0
<b>Totals - 5 Years</b>		<b>10/6</b>	<b>51</b>	<b>529</b>	<b>10.4</b>	<b>27</b>	<b>4</b>	<b>4</b>	<b>29</b>	<b>7.3</b>	<b>12</b>	<b>0</b>	<b>3</b>	<b>73</b>	<b>24.3</b>	<b>31</b>	<b>0</b>	<b>21</b>	<b>5</b>	<b>284</b>	<b>13.5</b>	<b>45</b>	<b>0</b>
<b>Additional Statistics:</b> tackles (2011: 2; 2014: 2); special team tackles (2011: 1); Completed a 51-yard touchdown pass to Danny Amendola in the AFC Divisional win vs. Baltimore (1/10/15).																							

EDELMAN'S CAREER GAME-BY-GAME

Year	Opponent	P/S	Receiving				Rushing				Kick Returns				Punt Returns								
			No	Yds	Avg	Lg	TD	No	Yds	Avg	Lg	TD	No	Yds	Avg	Lg	TD	No	FC	Yds	Avg	Lg	TD
2009	Buffalo		Inactive																				
09/20	at N.Y. Jets	S	8	98	12.3	29	0	-	-	-	-	-	2	39	19.5	22	0	1	0	2	2.0	2	0
09/27	Atlanta	p	3	20	6.7	11	0	1	5	5.0	5	0	-	-	-	-	-	-	-	-	-	-	-
10/04	Baltimore	p	1	12	12.0	12	0	-	-	-	-	-	-	-	-	-	-	-	-	-	-	-	-
10/11	at Denver	p	3	15	5.0	6	0	-	-	-	-	-	4	93	23.3	32	0	2	0	22	11.0	16	0
10/18	Tennessee	S	6	43	7.2	16	0	-	-	-	-	-	1	25	25.0	25	0	3	0	39	13.0	35	0
10/25	at Tampa Bay		Inactive																				
11/08	Miami		Inactive																				
11/15	at Indianapolis	p	2	14	7.0	9t	1	-	-	-	-	-	-	-	-	-	-	-	-	-	-	-	-
11/22	N.Y. Jets	S	3	26	8.7	11	0	1	0	0.0	0	0	3	68	22.7	28	0	-	-	-	-	-	-
11/30	at New Orleans		Inactive																				
12/06	at Miami		Inactive																				
12/13	Carolina	S	-	-	-	-	-	-	-	-	-	-	-	-	-	-	-	-	-	-	-	-	-
12/20	at Buffalo	S	-	-	-	-	-	-	-	-	-	-	-	-	-	-	-	-	-	-	-	-	-
12/27	Jacksonville	S	1	28	28.0	28	0	-	-	-	-	-	1	16	16.0	16	0	-	-	-	-	-	-
01/03	at Houston	S	10	103	10.3	25	0	-	-	-	-	-	-	-	-	-	-	0	1	0	0.0	0	0
2009 Totals	11/7		37	359	9.7	29	1	2	5	2.5	5	0	11	241	21.9	32	0	6	1	63	10.5	35	0
01/10	Baltimore	S	6	44	7.3	24	2	-	-	-	-	-	-	-	-	-	-	1	1	28	28.0	28	0
2009 Postseason	1/1		6	44	7.3	24	2	0	0	0.0	0	0	0	0	0.0	0	0	1	1	28	28.0	28	0
2010	Cincinnati		Inactive																				
09/19	at N.Y. Jets	p	1	6	6.0	6	0	-	-	-	-	-	-	-	-	-	-	2	0	26	13.0	15	0
09/26	Buffalo	S	3	8	2.7	6	0	1	1	1.0	1	0	-	-	-	-	-	-	-	-	-	-	-
10/04	at Miami	p	-	-	-	-	-	-	-	-	-	-	-	-	-	-	-	-	-	-	-	-	-
10/17	Baltimore	p	-	-	-	-	-	-	-	-	-	-	-	-	-	-	-	2	0	16	8.0	10	0
10/24	at San Diego	p	-	-	-	-	-	-	-	-	-	-	-	-	-	-	-	2	0	37	18.5	34	0
10/31	Minnesota	p	-	-	-	-	-	-	-	-	-	-	-	-	-	-	-	1	0	4	4.0	4	0
11/07	at Cleveland	p	-	-	-	-	-	-	-	-	-	-	-	-	-	-	-	-	-	-	-	-	-
11/14	at Pittsburgh	p	-	-	-	-	-	-	-	-	-	-	-	-	-	-	-	1	2	12	12.0	12	0
11/21	Indianapolis	p	-	-	-	-	-	-	-	-	-	-	-	-	-	-	-	0	1	0	0.0	0	0
11/25	at Detroit	p	-	-	-	-	-	-	-	-	-	-	-	-	-	-	-	3	0	47	15.7	28	0
12/06	N.Y. Jets	p	-	-	-	-	-	-	-	-	-	-	-	-	-	-	-	1	0	13	13.0	13	0
12/12	at Chicago	S	-	-	-	-	-	-	-	-	-	-	-	-	-	-	-	2	0	43	21.5	42	0
12/19	Green Bay	p	-	-	-	-	-	-	-	-	-	-	-	-	-	-	-	3	0	11	3.7	7	0
12/26	at Buffalo	p	-	-	-	-	-	-	-	-	-	-	-	-	-	-	-	0	1	0	0.0	0	0
01/02	Miami	S	3	72	24.0	40	0	1	13	13.0	13	0	-	-	-	-	-	4	2	112	28.0	94t	1
2010 Totals	15/3		7	86	12.3	40	0	2	14	7.0	13	0	0	0	0.0	0	0	21	6	321	15.3	94t	1
01/16	N.Y. Jets	S	1	12	12.0	12	0	1	11	11.0	11	0	-	-	-	-	-	2	0	42	21.0	41	0
2010 Postseason	1/1		7	56	8.0	24	2	1	11	11.0	11	0	0	0	0.0	0	0	2	0	42	21.0	41	0
2011	Miami	p	1	9	9.0	9	0	-	-	-	-	-	2	65	32.5	37	0	5	0	59	11.8	17	0
09/18	San Diego	p	-	-	-	-	-	-	-	-	-	-	-	2	39	19.5	20	0	-	-	-	-	-
09/25	at Buffalo	p	1	5	5.0	5	0	2	3	1.5	2	0	3	63	21.0	29	0	3	1	31	10.3	18	0
10/02	at Oakland	p	1	11	11.0	11	0	1	-1	-1.0	-1	0	2	47	23.5	22	0	1	0	15	15.0	15	0
10/09	N.Y. Jets		Inactive																				
10/16	Dallas		Inactive																				
10/30	at Pittsburgh		Inactive																				
11/06	N.Y. Giants	p	0	2	0.0	2	0	-	-	-	-	-	1	22	22.0	22	0	5	2	17	3.4	10	0
11/13	at N.Y. Jets	p	-	-	-	-	-	-	-	-	-	-	-	-	-	-	-	1	1	16	16.0	16	0
11/21	Kansas City	p	-	-	-	-	-	-	-	-	-	-	-	-	-	-	-	2	0	81	40.5	72t	1
11/27	at Philadelphia	p	-	-	-	-	-	-	-	-	-	-	-	-	-	-	-	2	1	13	6.5	14	0
12/04	Indianapolis	p	-	-	-	-	-	-	-	-	-	-	2	48	24.0	27	0	2	1	15	13.0	11	0
12/11	at Washington	p	-	-	-	-	-	-	-	-	-	-	-	-	-	-	-	2	0	18	9.0	16	0
12/18	at Denver	p	1	7	7.0	7	0	-	-	-	-	-	-	-	-	-	-	3	0	23	7.7	14	0
12/24	Miami	p	-	-	-	-	-	-	-	-	-	-	-	-	-	-	-	2	1	8	4.0	7	0
01/01	Buffalo	p	-	-	-	-	-	-	1	6	6.0	6	0	-	-	-	-	-	-	-	-	-	-
2011 Totals	13/0		4	34	8.5	11	0	4	8	2.0	6	0	12	284	23.7	37	0	28	7	296	10.6	72t	1
01/14	Denver	p	1	11	11.0	11	0	-	-	-	-	-	-	-	-	-	-	2	1	28	14.0	15	0
01/22	Baltimore	p	1	8	8.0	8	0	1	-1	-1.0	-1	-1	-	-	-	-	-	2	1	7	3.5	10	0
02/05	N.Y. Giants	p	-	-	-	-	-	-	3	73	24.3	31	0	-	-	-	-	-	-	-	-	-	-
2011 Postseason	3/0		2	19	9.5	11	0	1	-1	-1.0	-1	-1	3	73	24.3	31	0	4	2	35	8.8	15	0
2012	Tennessee	p	1	7	7.0	7	0	-	-	-	-	-	-	-	-	-	-	3	0	27	9.0	14	0
09/16	Arizona	S	5	50	10.0	17	0	-	-	-	-	-	-	-	-	-	-	2	1	25	12.5	22	0
09/23	at Baltimore	p	4	28	7.0	15	1	2	-5	-2.5	8	0	-	-	-	-	-	1	0	11	11.0	11	0
09/30	at Buffalo		Inactive																				
10/07	Denver		Inactive																				
10/14	at Seattle		Inactive																				
10/21	N.Y. Jets	p	2	7	3.5	5	0	-	-	-	-	-	1	6	6.0	6	0	0	0	0	0.0	0	0
10/28	at St. Louis	p	1	8	8.0	8	0	-	-	-	-	-	-	-	-	-	-	3	0	16	5.3	14	0
11/11	Buffalo	p	-	-	-	-	-	-	-	-	-	-	1	32	32.0	32	0	2	0	10	5.0	6	0
11/18	Indianapolis	S	5	58	11.6	18	1	1	47	47.0	47	0	1	0	0.0	0	0	2	0	117	58.5	68t	1
11/22	at N.Y. Jets	p	2	64	32.0	56t	1	1	3	3.0	3	0	-	-	-	-	-	2	0	32	16.0	30	0
12/02	at Miami	S	1	13	13.0	13	0	-	-	-	-	-	-	-	-	-	-	2	0	25	12.5	15	0
12/10	Houston																						
2012 Totals	9/3		21	235	11.2	56t	3	4	45	11.3	47	0	3	38	12.7	32	0	17	1	263	15.5	68t	1

Placed on injured reserve 12/4/12

PLAYERS



## EDELMAN'S CAREER GAME-BY-GAME (CONT.)

2013	Opponent	P/S	Receiving				Rushing					Kick Returns					Punt Returns							
			No	Yds	Avg	Lg	TD	No	Yds	Avg	Lg	TD	No	Yds	Avg	Lg	TD	No	FC	Yds	Avg	Lg	TD	
09/08	at Buffalo	p	7	79	11.3	35	2	-	-	-	-	-	-	-	-	-	-	-	3	2	32	10.7	16	0
09/12	N.Y. Jets	S	13	78	6.0	10	0	1	4	4.0	4	0	-	-	-	-	-	-	6	1	72	12.0	17	0
09/22	Tampa Bay	S	7	44	6.3	12	0	-	-	-	-	-	-	-	-	-	-	-	2	1	29	14.5	16	0
09/29	at Atlanta	S	7	118	16.9	44	0	-	-	-	-	-	-	-	-	-	-	-	0	1	0	0.0	0	0
10/06	at Cincinnati	S	2	35	17.5	18	0	1	7	7.0	7	0	-	-	-	-	-	-	4	1	43	10.8	24	0
10/13	New Orleans	p	5	57	11.4	23	0	-	-	-	-	-	-	-	-	-	-	-	3	2	9	3.0	12	0
10/20	at N.Y. Jets	S	5	44	8.8	19	0	-	-	-	-	-	-	-	-	-	-	-	3	1	58	19.3	38	0
10/27	Miami	p	2	7	3.5	7	0	-	-	-	-	-	-	-	-	-	-	-	3	1	13	4.3	7	0
11/03	Pittsburgh	p	1	11	11.0	11	0	-	-	-	-	-	-	-	-	-	-	-	2	1	43	21.5	43	0
11/18	at Carolina	p	3	27	9.0	14	0	-	-	-	-	-	-	-	-	-	-	-	0	1	0	0.0	0	0
11/24	Denver	S	9	110	12.2	43	2	-	-	-	-	-	-	-	-	-	-	-	3	4	39	13.0	20	0
12/01	at Houston	S	9	101	11.2	25	0	-	-	-	-	-	-	-	-	-	-	-	1	1	11	11.0	11	0
12/08	Cleveland	S	6	64	10.7	23	1	-	-	-	-	-	-	-	-	-	-	-	2	3	7	3.5	8	0
12/15	at Miami	S	13	139	10.7	24	1	-	-	-	-	-	-	-	-	-	-	-	0	1	0	0.0	0	0
12/22	at Baltimore	S	7	77	11.0	19	0	-	-	-	-	-	-	-	-	-	-	-	1	1	11	11.0	11	0
12/29	Buffalo	S	9	65	7.2	14	0	-	-	-	-	-	-	-	-	-	-	-	2	1	7	3.5	7	0
<b>2013 Totals</b>		<b>16/11</b>	<b>105</b>	<b>1,056</b>	<b>10.2</b>	<b>44</b>	<b>6</b>	<b>2</b>	<b>11</b>	<b>5.5</b>	<b>7</b>	<b>0</b>	<b>0</b>	<b>0</b>	<b>0</b>	<b>0</b>	<b>0</b>	<b>0</b>	<b>35</b>	<b>23</b>	<b>374</b>	<b>10.7</b>	<b>43</b>	<b>0</b>
01/11	Indianapolis	p	6	84	14.0	27	0	-	-	-	-	-	-	-	-	-	-	-	5	0	36	7.2	15	0
01/19	at Denver	S	10	89	8.9	18	1	-	-	-	-	-	-	-	-	-	-	-	0	0	0	0.0	0	0
<b>2013 Postseason</b>		<b>2/1</b>	<b>16</b>	<b>173</b>	<b>10.8</b>	<b>27</b>	<b>1</b>	<b>0</b>	<b>0</b>	<b>0.0</b>	<b>0</b>	<b>0</b>	<b>0</b>	<b>0</b>	<b>0</b>	<b>0</b>	<b>0</b>	<b>0</b>	<b>5</b>	<b>0</b>	<b>0</b>	<b>0.0</b>	<b>0</b>	<b>0</b>



# CAMERON FLEMING



# 71

HT: 6-6 WT: 325  
 Born: 9/3/1992 Exp. (NFL/Patriots): Rookie  
 GP/GS (Playoffs): 7/2 (2/0) Acq: D4c-14 (140th)  
 College: Stanford Hometown: Houston, Texas  
SUPER BOWLS:

**OFFENSIVE LINE**

14

### CAREER TRANSACTIONS

Cameron Fleming was drafted by the New England Patriots in the fourth round (140th overall) of the 2014 NFL Draft.

### SEASONAL REVIEWS

#### 2014 (7/2, 2/0)

- ★ Played on special teams and as a tackle-eligible tight end in the Super Bowl XLIX win vs. Seattle (2/1/15).
- ★ Contributed as a tackle-eligible tight end in the AFC Championship win vs. Indianapolis (1/18/15), helping pave the way for the team to rush for 177 yards and three touchdowns.
- ★ Inactive in the AFC Divisional win vs. Baltimore (1/10/15).
- ★ Returned from injury and rotated in at guard at N.Y. Jets (12/21) and vs. Buffalo (12/28).
- ★ Inactive vs. Detroit (11/23), at Green Bay (11/30), at San Diego (12/7) and vs. Miami (12/14) due to injury.
- ★ Returned after missing five games due to injury to play a significant role as a sixth offensive lineman in the win at Indianapolis (11/16), helping pave the way for 246 rushing yards.
- ★ Inactive vs. Cincinnati (10/5), at Buffalo (10/12), vs. N.Y. Jets (10/16), vs. Chicago (10/26) and vs. Denver (11/2) due to injury.
- ★ Made his first career start at right guard at Kansas City (9/29).


- ★ Used as a tackle-eligible tight end in the win vs. Oakland (9/21).
- ★ Made his first NFL start as a tackle-eligible tight end in the win at Minnesota (9/14).
- ★ Played in his first career game at Miami (9/7) and was used as a tackle-eligible tight end throughout the game.

### COLLEGE

- ★ Started all 39 games that he appeared in for Stanford.
- ★ Finished his career by posting 272 key blocks/knockdowns and 30 touchdown-resulting blocks.

### PERSONAL

- ★ Initially attended Harker Heights (Tex.) High School as a freshman and sophomore, playing on the offensive line in 2007 before transferring to Cypress Creek (Tex.) High School as a junior and senior.
- ★ The 2009 Texas Super Team first-team and Texas Prep Insider second-team choice was also a two-time unanimous first-team Texas 15-5A all-district selection.
- ★ Helped lead Cypress Creek to a pair of 15-5A district championships and also lettered in basketball.
- ★ Born Cameron Jarrod Fleming on Sept. 3, 1992, in Fort Hood, Texas.
- ★ Son of Karen and Kem Fleming.
- ★ Majored in aeronautics and astronautics at Stanford.



# DARIUS FLEMING



# 58

HT: 6-2 WT: 255  
 Born: 7/19/1989 Exp. (NFL/Patriots): 3/1  
 GP/GS (Playoffs): 5/0 (3/0) Acq: FA-14  
 College: Notre Dame Hometown: Chicago, Ill.  
SUPER BOWLS:

**LINEBACKER**



## CAREER TRANSACTIONS

Darius Fleming was signed by the New England Patriots to the 53-man roster from the practice squad on Nov 29, 2014 ... Originally drafted by San Francisco in the fifth round (165th overall) of the 2012 NFL Draft ... Released by San Francisco (5/12/14) ... Signed by New England as a free agent (5/16/14) ... Released by New England (9/13/14) ... Signed by New England to the practice squad (9/16/14).

## SEASONAL REVIEWS

### 2014 (5/0, 3/0)

- ★ Contributed on special teams in the Super Bowl XLIX win vs. Seattle (2/1/15).
- ★ Posted one special teams tackle and recovered a Josh Cribbs fumble on a punt return in the first quarter of the AFC Championship win vs. Indianapolis (1/18/15).
- ★ Made his postseason debut in the AFC Divisional win vs. Baltimore (1/10/15), posting one special teams stop.
- ★ Tallied his first career tackle vs. Buffalo (12/28), finishing the game with five total stops.
- ★ Contributed on special teams in the wins vs. Miami (12/14) and at N.Y. Jets (12/21).
- ★ Played two defensive snaps and contributed on special teams in the win at San Diego (12/7).
- ★ Made his NFL debut at Green Bay (11/30), contributing on special teams.
- ★ Signed by New England to the 53-man roster from the practice squad (11/29).

- ★ Released (9/13) and signed to the practice squad (9/16).
- ★ Was inactive in the season opener at Miami (9/7).

### 2013 (0/0, 0/0 – San Francisco)

- ★ Suffered a knee injury during training camp and spent the season on injured reserve.

### 2012 (0/0, 0/0 – San Francisco)

- ★ Suffered a knee injury during spring mini camp and missed the entire season.

## COLLEGE

- ★ Played in 50 career games with 36 starts and recorded 158 tackles, 15 sacks, two interceptions, two forced fumbles and seven passes defended. Also blocked one kick.
- ★ Started all 13 games as a senior in 2011 and tallied 55 tackles, 3½ sacks, one interception and one blocked kick. Was named Notre Dame's Lineman of the Year for his efforts.

## PERSONAL


- ★ Born July 19, 1989, in Chicago, Ill.
- ★ Attended St. Rita (Chicago, Ill.) HS and was named Second-Team All-America by Scout.com, in addition to being named first-team all-state by the *Chicago Tribune*. Also named to the
- ★ Majored in business consulting at Notre Dame.

## DARIUS FLEMING

Pos: LB Ht: 6-2 Wt: 255 Year: 3rd Acq: FA-14 College: Notre Dame Born: 7/19/89

REGULAR SEASON		TACKLES						INTERCEPTIONS					MISCELLANEOUS					
Year	Team	G/S	TT	UT	A	S	Yds	No	Yds	Avg	Lg	TD	PD	FF	FR	Yds	TD	SpT
2014	Patriots	5/0	5	4	1	0.0	0.0	0	0	0.0	0	0	0	0	0	0	0	0
<b>Totals – 1 Year</b>		<b>5/0</b>	<b>5</b>	<b>4</b>	<b>1</b>	<b>0.0</b>	<b>0.0</b>	<b>0</b>	<b>0</b>	<b>0.0</b>	<b>0</b>	<b>0</b>	<b>0</b>	<b>0</b>	<b>0</b>	<b>0</b>	<b>0</b>	<b>0</b>
POSTSEASON		TACKLES						INTERCEPTIONS					MISCELLANEOUS					
Year	Team	G/S	TT	UT	A	S	Yds	No	Yds	Avg	Lg	TD	PD	FF	FR	Yds	TD	SpT
2014	Patriots	3/0	0	0	0	0.0	0.0	0	0	0.0	0	0	0	0	0	0	0	2
<b>Totals – 1 Year</b>		<b>3/0</b>	<b>0</b>	<b>0</b>	<b>0</b>	<b>0.0</b>	<b>0.0</b>	<b>0</b>	<b>0</b>	<b>0.0</b>	<b>0</b>	<b>0</b>	<b>0</b>	<b>0</b>	<b>0</b>	<b>0</b>	<b>0</b>	<b>2</b>

**Additional Statistics:** Fumble recovery vs. Indianapolis (1/18/15).



TYLER  
GAFFNEY



31

HT: 6-0 WT: 220

Born: 4/20/1991 Exp. (NFL/Patriots): Rookie  
GP/GS (Playoffs): 0/0 (0/0) Acq: CW (CAR)-14

College: Stanford Hometown: San Diego, Calif.

SUPER BOWLS

R U N N I N G B A C K



### CAREER TRANSACTIONS

Tyler Gaffney was claimed off waivers and awarded to the New England Patriots from Carolina on July 28, 2014 ... Originally drafted by Carolina in the sixth round (204th overall) in the 2014 NFL Draft ... Waived by Carolina (7/27/14).

### SEASONAL REVIEWS

2014 (0/0, 0/0)

★ Suffered an injury in training camp while with Carolina and was placed on injured reserve with New England on Aug. 26.

### COLLEGE

★ Played in 49 games with 14 starts at Stanford over four seasons, recording 486 carries for 2,500 yards and 33 touchdowns. Also posted 32 receptions for 264 yards and four touchdowns.

★ Started 14 games as a senior in 2013, leading Stanford with 1,709 yards on 330 carries - the second-most yards and carries in school history - en route to earning second-team All-Pac 12 honors.

★ Led the conference and ranked fifth in the nation

with 21 rushing touchdowns, the third-highest total in Stanford history.

★ Recorded nine 100-yard rushing performances, the second most in school history.

★ Gained 100-plus-yards in five-straight games, the second-longest streak in Stanford history.

★ Earned Pac-12 Championship Game Most Valuable Player honors after rushing for 133 yards and three touchdowns on 22 carries against Arizona State.

★ Played in 35 games from 2009-11 in his first three seasons of eligibility before leaving the football team to play minor league baseball in 2012. Returned to Stanford for his senior season in 2013.

### PERSONAL


★ Born April 20, 1991.

★ Attended Cathedral Catholic HS in San Diego, Calif.

★ Selected by the Pittsburgh Pirates in the 24th round of the 2012 MLB Amateur Draft.

★ Played as an outfielder in 38 games for the Pirates' Class A affiliate in State College, Pa. and recorded a .297 batting average.

★ Majored in sociology and psychology at Stanford.



# JIMMY GAROPPOLO



# 10

HT: 6-2 WT: 225  
 Born: 11/2/1991 Exp. (NFL/Patriots): Rookie  
 GP/GS (Playoffs): 6/0 (1/0) Acq: D2-14 (62nd)  
 College: Eastern Illinois Hometown: Arlington Heights, Ill.  
SUPER BOWLS:

**QUARTERBACK**



## CAREER TRANSACTIONS

Jimmy Garoppolo was drafted by the New England Patriots in the second round (62nd overall) of the 2014 NFL Draft.

## SEASONAL REVIEWS

### 2014 (6/0, 1/0)

- ★ Did not see game action as Tom Brady's backup in the Super Bowl XLIX win vs. Seattle (2/1/15).
- ★ Came on for the final two offensive plays - both handoffs - in the AFC Championship win vs. Indianapolis (1/18/15).
- ★ Did not see game action as Tom Brady's backup in the AFC Divisional win vs. Baltimore (1/10/15).
- ★ Played the entire second half of the season finale vs. Buffalo (12/28), completing 10-of-17 passes for 90 yards and rushing four times for 16 yards.
- ★ Came on for the final series in the win vs. Miami (12/14), handing off to Jonas Gray four times.
- ★ Came on for the final series in the win at Indianapolis (11/16), handing off five times and taking two kneel downs.
- ★ Came on for the final series in the win vs. Chicago (10/26), completing 3-of-3 passes for 22 yards to set up a Patriots field goal. Also kneeled down once to end the game.
- ★ Did not see game action as Tom Brady's backup at Buffalo (10/12), vs. N.Y. Jets (10/16), vs. Denver (11/2), vs. Detroit (11/23), at Green Bay (11/30), at San Diego (12/7) and at N.Y. Jets (12/21).
- ★ Came on for the final series in the win vs. Cincinnati (10/5), kneeling down three times.
- ★ Saw his first game action at Kansas City (9/29) and engineered a 7-play, 81-yard drive that included a 37-yard pass to Brandon LaFell before he culminated the drive with a 13-yard touchdown pass to Rob Gronkowski. His first NFL completion was a 5-yard pass to Julian Edelman.

- ★ Did not see game action as Tom Brady's backup in the first three games of the season.

## COLLEGE

- ★ Started all 45 games that he appeared in for Eastern Illinois, completing 1,047-of-1,668 passes (62.8%) for 13,151 yards, 118 touchdowns and 51 interceptions. Added eight rushing touchdowns on 260 carries.
- ★ Generated 13,089 yards in total offense in his career and was responsible for 126 touchdowns. Also handled some punting duties, kicking nine times for 287 yards (31.9 avg).
- ★ Finished sixth in Football Championship Subdivision annals with 118 touchdown passes and seventh with 13,151 yards passing.
- ★ Set Ohio Valley Conference (OVC) records with 1,047 pass completions for 13,151 yards and 118 touchdowns.
- ★ Garoppolo's 13,089 yards in total offense saw him join New Orleans Saints head coach Sean Payton (10,298 yards; 1983-86) as the only Panthers to generate at least 10,000 yards in total offense for Eastern Illinois.


## PERSONAL

- ★ Played quarterback at Rolling Meadows and passed for 1,888 yards and 16 touchdowns as a senior, earning Northwest Suburban All-Area honors.
- ★ Also rushed for 563 yards and seven touchdowns, helping lead his team to Mid-Suburban East League championships and IHSA Class 7A playoff berth.
- ★ As a junior, passed for 2,072 yards and 18 touchdowns while completing 152-of-253 (60.1%) passes as a junior. Added 552 yards and 7 touchdowns on the ground.
- ★ Son of Tony and Denise Garoppolo.
- ★ Brother Mike played football at Western Illinois.
- ★ Studied management at Eastern Illinois.

## JIMMY GAROPPOLO

Pos: QB Ht: 6-2 Wt: 225 lbs Year: Rookie Acq: D2-14 (62nd) College: Eastern Illinois Born: 11/2/91

REGULAR SEASON														PASSING STATISTICS			
Year	Team	G/S	Att	Cmp	Yds	Yds/Att	Pct	TD	TD %	Int	Int %	Lg	Sacks	Rating			
2014	Patriots	6/0	27	19	182	6.74	70.4	1	3.7	0	0.0	37	5/36	101.2			
Totals - 1 Year		6/0	27	19	182	6.74	70.4	1	3.7	0	0.0	37	5/36	101.2			
Additional Statistics: 2014: 10 rushes for 9 yards.																	
POSTSEASON														PASSING STATISTICS			
Year	Team	G/S	Att	Cmp	Yds	Yds/Att	Pct	TD	TD %	Int	Int %	Lg	Sacks	Rating			
2014	Patriots	1/0	0	0	0	0.0	0.0	0	0.0	0	0.0	0	0/0	0.0			
Totals - 1 Year		1/0	0	0	0	0.00	0.0	0	0.0	0	0.0	0	0/0	0.0			



# CAMERON GORDON



# 45

HT: 6-3 WT: 240

Born: 6/5/1991 Exp. (NFL/Patriots): Rookie

GP/GS (Playoffs): 0/0 (0/0) Acq: FA-14

College: Michigan Hometown: Detroit, Mich.

SUPER BOWLS:

**L I N E B A C K E R**



## CAREER TRANSACTIONS

Cameron Gordon was signed by the New England Patriots as a rookie free agent on May 12, 2014.

## SEASONAL REVIEWS

**2014 (0/0, 0/0)**

★ Suffered an injury during training camp and was placed on injured reserve on Aug. 26.

## COLLEGE

★ Played in 45 career games with 15 starts and registered 136 tackles, five sacks, three interceptions, seven passes defended, one forced fumble and two fumble recoveries.

★ Changed positions twice during his collegiate career. First switched from wide receiver to safety in the spring of 2010 and from safety to linebacker in the spring of 2011.

★ Earned Academic All-Big Ten honors three times (2010-12) and was named to the CollegeFootballNews.com Freshman All-America second team as a redshirt freshman in 2010.

★ Led the team with five sacks as a fifth-year senior in 2013.


## PERSONAL

★ Born June 5, 1991.

★ As a senior, was selected to *The Detroit News* Blue Chip list, received Division 3 first-team all-state accolades at defensive back and All-West first team pick by the *Detroit Free Press*. Also named second-team all-state as a junior.

★ Holds bachelor's degree from the College of Literature, Science and the Arts in general studies.





# STEPHEN GOSTKOWSKI



# 3

HT: 6-1 WT: 215  
 Born: 1/28/1984 Exp. (NFL/Patriots): 9/9  
 GP/GS (Playoffs): 136/0 (17/0) Acq: D4b-06 (118th)  
 College: Memphis Hometown: Madison, Miss.

PRO BOWLS: SUPER BOWLS:

## KICKER

08 13 14

14

**PRONOUNCED** gost-COW-ski

### CAREER TRANSACTIONS

Stephen Gostkowski was drafted by the New England Patriots in the fourth round (118th overall) of the 2006 NFL Draft.

### CAREER HIGHLIGHTS

- ★ Currently is the Patriots' all-time leading scorer with 1,179 career points.
- ★ Gostkowski has hit 243-of-280 career field goal attempts, and his 86.8 percent accuracy rate is the highest in Patriots history and second-best in NFL history.
- ★ In 2008, Gostkowski was named to his first career Pro Bowl and also earned a spot on the Associated Press All-Pro First Team.
- ★ Earned Associated Press All-Pro Second-Team honors and Pro Bowl honors in 2014.
- ★ Named to his second career Pro Bowl in 2013.
- ★ Led the NFL in points (156) and field goals made (35) in 2014, while also setting a team record with his 94.6 field goal percentage (35-of-37). His 156 points are second in team annals behind his 158 points in 2013.
- ★ Finished the 2013 season with a career-high and NFL-leading 158 points, surpassing Gino Cappelletti's team record of 155 set in 1964. The 158 points were the fifth-most in NFL history. Connected on all 44 extra point attempts and 38-of-41 field goals on the year. Became one of six players in NFL history to lead the league in scoring in three separate seasons (2008, 2012, 2013).
- ★ Gostkowski broke his own Patriots single-season record and led the NFL with 38 successful field goals in 2013, tied for fifth-most in NFL history.
- ★ Gostkowski connected on 92.7 percent of his field goal tries in 2013 (38-for-41), the second highest single-season field goal percentage in team history.
- ★ Became the third and fastest player in team history to reach 1,000 points, as well as the first player in NFL history to reach the plateau in under 120 games (119).
- ★ He scored over 100 points in each of his first four NFL seasons (103 in 2006, 137 in 2007, 148 in 2008 and 125 in 2009) and in nine of his first 10 campaigns.
- ★ Gostkowski was perfect in the 2006 playoffs, connecting on all eight of his field goals, including a game-winning, 31-yard boot with 1:10 remaining to seal the Patriots' Divisional Playoff victory at San Diego (1/14/07).
- ★ Gostkowski kicked the longest field goal in Patriots playoff history when he nailed a 50-yard boot at San Diego (1/14/07).
- ★ Gostkowski's 54-yard field goal vs. New Orleans (10/13/13) was the longest field goal in his career.
- ★ Gostkowski is now 13-of-17 from 50 yards or more as a member of the Patriots and has the most 50-yard field goals in New England history.
- ★ Owns a team record 123-game scoring streak.

★ From 2006-2012, Gostkowski successfully converted 38 consecutive fourth-quarter field goal attempts, the longest streak of his career.

★ For his career, Gostkowski is now 70-of-73 on field goals in the fourth quarter.

★ Ranks fourth on the NFL all-time postseason points list with 117 career points.

### SEASONAL REVIEWS

**2014 (16/0, 3/0)**

★ Converted 4-of-4 extra points in the Super Bowl XLIX win vs. Seattle (2/1/15) to tie Adam Vinatieri (117) for most postseason kicking points in Patriots history and move into fourth place on the NFL's all-time postseason kicking points list.

★ Made a 21-yard field goal and tacked on 6-of-6 extra points in the AFC Championship win vs. Indianapolis (1/18/15), becoming just the 11th player to make at least 20 career postseason field goals.

★ Converted 5-of-5 extra points in the AFC Divisional win vs. Baltimore (1/10/15), becoming just the seventh player in NFL history with at least 100 kicking points in the postseason.

★ Earned Associated Press All-Pro Second-Team honors and Pro Bowl honors for the third time in his career after leading the league in points (156) and field goals made (35). Also set a team record with his 94.6 field goal percentage (35-of-37).

★ Connected on 3-of-3 field goals, with a long of 44 yards, in the season finale vs. Buffalo (12/28).

★ Made a 24-yard field goal and tacked on 2-of-2 extra points in the win at N.Y. Jets (12/21).

★ Became the Patriots all-time leading scorer (1,165 points) after converting 2-of-2 field goals and 5-of-5 extra points in the win vs. Miami (12/14).

★ Converted 3-of-3 field goals and tacked on 2-of-2 extra points in the win at San Diego (12/7).

★ Made 3-of-3 extra points and missed a 47-yard attempt wide right in the fourth quarter at Green Bay (11/30), ending his streak at 32 straight made fourth-quarter field goals.

★ Passed Gino Cappelletti for second on the Patriots all-time scoring list after converting 2-of-2 field goals and tacking on 4-of-4 extra points in the win vs. Detroit (11/23). He has now made his last 36 field goal attempts at Gillette Stadium.

★ Converted 6-of-6 extra points in the win at Indianapolis (11/16).

★ Made 3-of-3 field goals and 4-of-4 extra points in the win vs. Denver (11/2), despite cold and windy conditions.

★ Made 3-of-3 field goals and 6-of-6 extra points in the win vs. Chicago (10/26), extending his NFL active-record streak to 32 straight made fourth-quarter field goals.

★ Made 2-of-2 field goals and 3-of-3 extra points and added one special teams tackle in the win vs. N.Y. Jets (10/16).

## EVEN STEPHEN

Since joining the Patriots as a fourth-round draft choice in 2006, Stephen Gostkowski has connected on 86.8 percent of his regular-season field goal attempts (243-for-280), achieving the best field goal percentage in Patriots history.

### PATRIOTS ALL-TIME LEADERS / FIELD GOAL PCT.

(Minimum 50 Attempts)

Player	Years	FGM	FGA	Pct.
Stephen Gostkowski	2006-14	243	280	.868
Adam Vinatieri	1996-05	263	321	.819

### PATRIOTS SINGLE-SEASON LEADERS / FGs MADE

Player	Year	FGM	FGA	Pct.
Stephen Gostkowski	2013	38	41	.927
Stephen Gostkowski	2008	36	40	.900
Stephen Gostkowski	2014	35	37	.946
Tony Franklin	1986	32	41	.780
Adam Vinatieri	2004	31	33	.939
Adam Vinatieri	1998	31	39	.795

### PATRIOTS SINGLE-SEASON LEADERS / FIELD GOAL PCT.

(Minimum 16 Attempts)

Player	Year	FGM	FGA	Pct.
Stephen Gostkowski	2014	35	37	.946
Adam Vinatieri	2004	31	33	.939
Stephen Gostkowski	2013	38	41	.927
Stephen Gostkowski	2008	36	40	.900
Adam Vinatieri	2002	27	30	.900
Stephen Gostkowski	2007	21	24	.875

### PATRIOTS SINGLE-SEASON LEADERS / POINTS SCORED

Player	Year	TD	2-PT	FG	PAT	Pts.
Stephen Gostkowski	2013	0	0	38	44	158
Stephen Gostkowski	2014	0	0	35	51	156
Gino Cappelletti	1964	7	1	25	36	155
Stephen Gostkowski	2012	0	0	29	66	153
Stephen Gostkowski	2008	0	0	36	40	148
Gino Cappelletti	1961	8	0	17	48	147
Stephen Gostkowski	2011	0	0	28	59	143

- ★ Made 3-of-4 field goals, including a season-long 53-yarder, and tacked on four extra points in the win at Buffalo (10/12).
- ★ Connected on a career high 5-of-5 field goals and tacked on 4-of-4 extra points for a career-high 19 points in the win vs. Cincinnati (10/5). He has now made 20 straight regular season field goals.
- ★ Converted 2-of-2 extra points at Kansas City (9/29).
- ★ Made all three field goal attempts from 21, 20 and 36 yards and tacked on an extra point in the win vs. Oakland (9/21).
- ★ Made all three field goal attempts from 48, 47 and 27 yards and converted 3-of-3 extra points in the win at Minnesota (9/14).
- ★ Connected on field goals of 47 and 45 yards and converted 2-of-2 extra points in the season opener at Miami (9/7).

### 2013 (16/0, 2/0)

- ★ Earned Pro Bowl honors for the second time in his career.
- ★ Earned AFC Special Teams Player of the Month honors for October.

## HONORS & AWARDS

### 2014

Associated Press All-Pro First Team  
Pro Bowl

### 2013

Pro Bowl  
AFC Special Teams Player of the Month (October)

### 2009

AFC Special Teams Player of the Week (Wk 9)

### 2008

Pro Bowl  
Associated Press All-Pro First Team  
Pro Football Weekly/PFWA All-NFL Team  
ESPN.com All-Pro Team  
SI.com All-Pro Team  
Sporting News All-Pro Team  
Dallas Morning News All-Pro Team  
Pro Football Weekly/PFWA All-AFC Team  
AFC Special Teams Player of the Month (October)

## GOSTKOWSKI'S SINGLE GAME CAREER HIGHS

### Regular Season

Extra Points Made:	8	vs. Indianapolis (11/18/12)
		at Buffalo (11/18/07)
		vs. Tennessee (10/18/09)
Extra Points Att:	8	vs. Tennessee (10/18/09)
		at Buffalo (11/18/07)
		vs. Indianapolis (11/18/12)
Field Goals Made:	5	vs. Cincinnati (10/5/14)
Field Goals Att.:	5	vs. Cincinnati (10/5/14)
		vs. Arizona (9/16/12)
Long:	54	vs. New Orleans (10/13/13)
Points:	19	vs. Cincinnati (10/5/14)

- ★ Reached the 1,000 point mark his 119th career game, the only player in NFL history to reach that mark in fewer than 120 games.
- ★ Set a career-high with 21 consecutive field goals made in 2013, falling just two games shy of Adam Vinatieri's franchise record.
- ★ Played in all 16 regular-season games and finished first in the NFL with 158 total points, a single-season career high and a Patriots team record, surpassing the 155 total points scored by Gino Cappelletti in 1964. Became one of six players in NFL history to lead the league in scoring in three separate seasons.
- ★ Converted 38-of-41 field goals, setting the franchise record for most field goals in a season. His 92.7 conversion rate was second highest in team history. The 38 field goals tied for fifth-most in a single season in NFL history.
- ★ Played in both playoff games and converted all six extra points and the lone field goal he attempted.
- ★ Converted a career-high three game-winning field goal attempts
  - Week 1 at Buffalo
  - Week 12 vs. Denver (OT)
  - Week 13 at Houston
- ★ Nailed a game-winning 35-yard field goal with :05 left to give the Patriots a 23-21 season-opening win at Buffalo (9/8).

## LEAGUE LEADER

Stephen Gostkowski led the NFL in 2013 with 158 total points, a single-season career-high, and the fifth-highest single-season total in league history. His previous best was 153 points in 2012. Gostkowski's total also broke the previous team record of 155 points by Gino Cappelletti in 1964.

### NFL Record for Most Points by a Kicker

166	David Akers (San Francisco) in 2011
164	Gary Anderson (Minnesota) in 1998
163	Jeff Wilkins (St. Louis) in 2003
161	Mark Moseley (Washington) in 1983
<b>158</b>	<b>Stephen Gostkowski (New England) in 2013</b>
157	Mike Vanderjagt (Indianapolis) in 2003
<b>156</b>	<b>Stephen Gostkowski (New England) in 2014</b>

## GOING LONG

Gostkowski is now 13-of-17 from 50 yards or more as a member of the Patriots and has passed Adam Vinatieri for most 50-yard field goals in New England history.

Player	Years	FGM	FGA	Pct.
<b>Stephen Gostkowski</b>	<b>2006-14</b>	<b>13</b>	<b>17</b>	<b>76.5</b>
Adam Vinatieri	1996-2005	8	17	47.1
Tony Franklin	1984-87	3	6	50.0

★ Connected on all three field goal attempts vs. New Orleans (10/13), including a career-long 54-yarder in the third quarter.

★ Successfully converted three PATs and two field goal attempts at N.Y. Jets (10/20), including a 44-yard try with 16 seconds left to tie the score and send the game into overtime.

★ Hit his third career regular season game-winning field goal in overtime vs. Denver (11/24) to cap a Patriots' 34-31 comeback win. Also set a new team record by scoring in his 102nd straight game.

★ Connected on a game-winning field goal for the second straight game and fourth time in his regular-season career at Houston (12/1). Ended his career-long streak of 21 straight conversions when he missed a 55-yard attempt in the second quarter. It was the second longest streak in a single season in team history.

★ Made his 200th career field goal vs. Cleveland (12/8) and reached 30 field goals in a season for the second time after setting the franchise record with 36 in 2008. Squibbed the first inside kick recovered by the Patriots since 1995 and first that led to a win since 1964 with 1:01 left that led to the game-winning touchdown. Gostkowski's 50-yard field goal in the fourth quarter was his 13th in 2013 of 40 or more yards to set a new team mark.

★ Became the third player in team history to reach 1,000 points after two extra points in the first quarter at Baltimore (12/22), joining Adam Vinatieri (1,158) and Gino Cappelletti (1,130).

★ Set a franchise record after increasing his totals to 158 points vs. Buffalo (12/29).

★ Converted all six extra point attempts in the Divisional Playoff vs. Indianapolis (1/11) and was forced into punting duties for the first time in his career after Ryan Allen left in the second quarter with a shoulder injury and did not return. Finished with five punts for 209 yards (41.8 avg), including two 50-plus yard kicks.

## EVEN STEPHEN

Stephen Gostkowski's 86.8 field goal percentage is the second-best among NFL kickers all-time.

Player	Years	FGM	FGA	Pct.
Dan Bailey	2011-14	114	127	89.8
<b>Stephen Gostkowski</b>	<b>2006-14</b>	<b>243</b>	<b>280</b>	<b>86.8</b>
Mike Vanderjagt	1998-06	230	266	86.5
Nate Kaeding	2004-12	181	210	86.2
Rob Bironas	2005-13	239	279	85.7
Robbie Gould	2005-14	243	284	85.6
Shayne Graham	2001-14	266	311	85.5
Steven Hauschka	2008-14	129	151	85.4
Matt Bryant	2008-14	286	335	85.4

### 2012 (16/0, 2/0)

★ Finished the 2012 regular season with an NFL best and career-high 153 points, connecting on all 66 extra point attempts and 29-of-35 field goals.

★ Converted two key field goals in the overtime win vs. N.Y. Jets (10/21). The first was a 43-yard field goal to tie the game as time expired in regulation; and the second was a 48-yarder in overtime to give the Patriots a 29-26 lead and the eventual victory.

★ Hit four-of-five field goal attempts vs. Arizona (9/16). Became the first player in Patriots history to connect on two 50-yard field goals in the same game when he drilled a 51-yarder in the third quarter and tied his career long with a 53-yarder in the fourth quarter.

### 2011 (16/0, 3/0)

★ Played in all 16 games and finished the regular season 59-for-59 on extra points and 28-for-33 on field goal attempts, scoring 143 points, fourth most in team history.

★ Added six special teams tackles.

★ Appeared in all three playoff games, kicking 10 extra points and successfully converting five field goal attempts.

★ Connected on field goals from 36, 37 and a season-long 50 yards, accounting for a season-high 13 points in the 37-16 win at the N.Y. Jets (11/13).

★ Made two special teams tackles at the N.Y. Jets (11/13).

★ Made a touchdown-saving special teams tackle during the third quarter of the Patriots 17-point come-from-behind win vs. Miami (12/24).

★ Made all three field goal attempts from 29, 35 and 24 yards and both extra points in a three-point AFC Championship win vs. Baltimore (1/22).

### 2010 (8/0, 0/0)

★ Played in the first eight games of the season, converting 10-of-13 field goal attempts and all 26 of his attempted extra points.

## GOSTKOWSKI'S GAME-WINNERS

Time Left	Distance	Final Score	Opp	Date
3:12, 4th	53	34-31	HOU	12/1/13
1:56, OT	31	34-31	DEN	11/24/13
0:05, 4th	35	23-21	BUF	9/8/13
1:56, OT	35	23-20	BAL	10/17/10
1:10, 4th	31	24-21	SD	1/14/07*

\*Postseason game

**MOST CONSECUTIVE GAMES SCORING****Patriots Record for Most Consecutive Games Scoring**

<b>123</b>	<b>Stephen Gostkowski (12/16/07 - present)</b>
101	Adam Vinatieri (11/24/96 - 12/29/02)
101	John Smith (9/28/75 - 10/2/80)

★ Placed on injured reserve with a thigh injury on Nov. 10, 2010 after suffering the injury at Cleveland (11/7).

★ Nailed a game-winning 35-yard field goal with 1:56 remaining in overtime vs. Baltimore (10/17), marking his first career game-winning overtime field goal in his first career opportunity. Gostkowski also made a 24-yard field goal to tie the game at 20-20 with 1:51 remaining in regulation against the Ravens and a 26-yard field goal in the first quarter.

**2009 (16/0, 1/0)**

★ Kicked in all 16 games and connected on 26-of-31 field goals and 47-of-47 extra points for 125 total points.

★ Named AFC Special Teams Player of the Week (Week 9 vs. Miami) after tying his career-high with four field goals (30, 38, 34 and 40) in the Patriots' 27-17 victory.

★ Went over 100 points on the season with two field goals and two extra points against Carolina (12/13) and finished the season with 125 total points.

★ Passed Stanley Morgan (408 points) to move into fifth place on the Patriots' all-time scoring list during the victory vs. Atlanta (9/27) and pushed his totals to 513 total points to move into fourth place. Tied his career-high with four field goals in the win over the Falcons.

★ Set a then career-long with a 53-yard field goal at Denver (10/11), besting a 52-yard field goal he had vs. Chicago (11/26/06).

★ His 47-yard field goal vs. Carolina (12/13) was the 100th field goal of his career.

★ Tied a team record with eight extra points vs. Tennessee (10/18).

★ Recovered a key fumble in the fourth quarter of the season-opener vs. Buffalo (9/14), diving on a Leodis McKelvin fumble on a kickoff return that was forced by Pierre Woods, giving the Patriots possession at the 31-yard line to help set up the go-ahead touchdown in a come-from-behind 25-24 Patriots win.

**2008 (16/0)**

★ Named to the Pro Bowl for the first time in his career.

★ Named to the Associated Press All-Pro First Team.

★ Also selected as an All-Pro by ESPN.com, SI.com, *The Sporting News* and *Pro Football Weekly*.

★ Named AFC Special Teams Player of the Month for the month of October, when he made 9-of-10 field goal attempts.

★ Set a Patriots single-season record and led the NFL with 36 field goals.

**GOSTKOWSKI BREAKS 1,000 POINT BARRIER**

Gostkowski became the third Patriots player to reach 1,000 points scored when he reached the milestone on Dec. 22, 2013 at Baltimore.

**Most Points/Patriots History**

Player	Points
<b>Stephen Gostkowski (2006-present)</b>	<b>1,179</b>
Adam Vinatieri (1996-05)	1,158
Gino Cappelletti (1960-70)	1,130

**GOSTKOWSKI REACHES 1,000 POINTS EARLY**

Stephen Gostkowski reached the 1,000 point mark in only his 119th career game. He is the only kicker in NFL history to reach 1,000 points in less than 120 games played.

**Kickers to Reach 1,000 Points in Fewest Games:**

Player	Points	Games
<b>Stephen Gostkowski</b>	<b>1,009</b>	<b>119</b>
Mike Vanderjagt	1,004	126
Jason Elam	1,003	132
Ryan Longwell	1,002	136
Jan Stenerud	1,002	136

★ Led the NFL with 148 points, the most by a Patriots player since the 1970 AFL-NFL merger and the second highest total in team history (Gino Cappelletti, 155 in 1964).

★ Connected on 90 percent of his field goal tries (36-for-40), tying the third highest single-season field goal percentage in team history.

★ Tied a single-game career high with four field goals made and attempted at the N.Y. Jets (9/14) and equaled the mark in a snowstorm vs. Arizona (12/21).

★ Set a single-game career high with 17 points (five extra point attempts and four field goals) vs. Arizona (12/21).

**2007 (16/0, 3/0)**

★ Set a then NFL record for extra point attempts while going a perfect 74-for-74.

★ Finished with a then career-high 137 points for the season while successfully making 21-of-24 field goal attempts in 2007.

★ Set career-highs in extra points made and extra points attempted with eight in the Patriots' dominating 56-10 win at Buffalo (11/18).

★ Tallied a season-high 12 points while going 6-for-6 on extra point attempts and 2-for-2 on field goal attempts at Dallas (10/14).

★ Set career highs in extra points made and attempted by going 8-for-8 in the Patriots' rout at Buffalo (11/18).

★ Tied a season high with 12 points in the season finale at the N.Y. Giants (12/29), kicking a season high three field goals and knocking in three extra points to finish the season a perfect 74-for-74 in extra point attempts.

★ Connected on all four extra point attempts while making 1-of-2 field goal tries in the Patriots' win over Jacksonville in the AFC Divisional Playoff (1/12).

**38 FGs TIED FOR 5TH MOST IN A SEASON**

Stephen Gostkowski's 38 field goals are tied for fifth most ever in a single season.

**Most Field Goals Made in a Season/NFL**

Player	Field Goals	Season
David Akers (SF)	44	2011
Neil Rackers (ARZ)	40	2005
Olindo Mare (MIA)	39	1999
Jeff Wilkins (STL)	39	2003
<b>Stephen Gostkowski (NE)</b>	<b>38</b>	<b>2013</b>
Justin Tucker (BAL)	38	2013

**2006 (16/0, 3/0)**

- ★ Saw action in all 16 regular season contests and three postseason games.
- ★ Made good on 20-of-26 field goals and 43-of-44 extra point opportunities in his rookie season.
- ★ Made 18 of his last 21 field goal attempts in the regular season.
- ★ Finished fifth in the AFC with 12 touchbacks.
- ★ Connected on his first career NFL field goal from 32 yards out in the Patriots' 19-17 victory over Buffalo (9/10).
- ★ Connected on all eight of his field goal attempts in the 2006 postseason.
- ★ Connected on all four field goal attempts and all of his extra point opportunities against Houston (12/17).
- ★ Nailed a 48-yard field goal to give the Patriots a 3-0 lead in the second quarter at Jacksonville (12/24).
- ★ Made good on all three field goal attempts and all four extra point opportunities in the Wild Card game vs. N.Y. Jets (1/7).
- ★ Gave the Patriots a 3-0 lead with a 50-yard field goal in the first quarter of the Divisional Playoff game at San Diego (1/14). Then connected on his first career game-winning field goal from 31 yards out to give the Patriots a 24-21 lead with 1:10 remaining in the fourth quarter at San Diego (1/14).
- ★ In the AFC Championship Game at Indianapolis (1/21), gave the Patriots a 31-28 lead with a 28-yard field goal in the fourth quarter. Nailed a 43-yard field goal with 3:49 left to play in the game, giving the Patriots a 34-31 lead.

**COLLEGE**

- ★ Finished his collegiate career placing 13th in NCAA Division 1-A history with 369 points and 14th with 70 successful field goals.
- ★ His 369 career points set a Memphis record, shattering the old mark of 263 points by Joe Allison (1990-93).
- ★ Made 70-of-92 field goals during his career, good for a 76.1 percent accuracy rate.
- ★ Over his final two seasons, made 85.7 percent of his field goal attempts (42-of-49).
- ★ Holds the top three spots on the Tigers' single-season record list for points scored by a kicker, totaling 101 points in 2003, 108 in 2004 and 101 in 2005.
- ★ His 44 successful extra points in 2003 topped the old school single-season record of 42 by John Cobb (1949), and his 48 extra points in 2004 broke the previous record of 44, which he had established a year earlier.

**PERSONAL**

- ★ Stephen Carroll Gostkowski was born the son of Larry and Cindy Gostkowski on Jan. 28, 1984.
- ★ Attended Madison (Miss.) Central High School, where he lettered for four years in football and soccer and three years in baseball.
- ★ Earned all-state honors in all three sports.
- ★ Completed his prep baseball career with a 16-2 record and a 1.00 ERA, leading Madison Central to the 2002 Mississippi state championship.
- ★ Also holds the school record for the longest field goal at 55 yards.
- ★ Also played baseball at Memphis.
- ★ Supporter of Tufts University's Red by the River.
- ★ Majored in exercise and sport science at Memphis.
- ★ Stephen and his wife Hallie have two sons, Slayden Kyle and Gannon William.

**STEPHEN GOSTKOWSKI**

Pos: K Ht: 6-1 Wt: 215 Year: 9th Acq: D4b-06 (118th) College: Memphis Born: 1/28/84

REGULAR SEASON		FIELD GOALS											PATs				
Year	Team	G	1-29	Pct	30-39	Pct	40-49	Pct	50+	Pct	Overall	Pct.	Lg	Made	Att	2-Pt	Pts.
2006	Patriots	16	10-11	90.9	7-10	70.0	2-4	50.0	1-1	100.0	20-26	76.9	52	43	44	0	103
2007	Patriots	16	10-10	100.0	8-9	88.9	3-5	60.0	0-0	---	21-24	87.5	45	74	74	0	137
2008	Patriots	16	10-12	83.3	16-16	100.0	9-11	81.8	1-1	100.0	36-40	90.0	50	40	40	0	148
2009	Patriots	16	7-7	100.0	12-13	92.3	5-8	62.5	2-3	66.7	26-31	83.9	53	47	47	0	125
2010	Patriots	8	2-2	100.0	6-7	85.7	2-3	66.7	0-1	0.0	10-13	76.9	43	26	26	0	56
2011	Patriots	16	13-14	92.9	5-6	83.3	9-11	81.8	1-2	50.0	28-33	84.8	50	59	59	0	143
2012	Patriots	16	8-8	100.0	10-12	83.3	9-13	69.2	2-2	100.0	29-35	82.9	53	66	66	0	153
2013	Patriots	16	9-9	100.0	13-13	100.0	11-13	84.6	5-6	83.3	38-41	92.7	54	44	44	0	158
2014	Patriots	16	11-11	100.0	10-11	90.0	12-13	92.3	1-1	100.0	35-37	94.6	53	51	51	0	156
<b>Totals - 9 Years</b>		<b>136</b>	<b>80-84</b>	<b>95.2</b>	<b>87-97</b>	<b>89.7</b>	<b>62-81</b>	<b>76.5</b>	<b>13-17</b>	<b>76.5</b>	<b>243-280</b>	<b>86.8</b>	<b>54</b>	<b>450</b>	<b>451</b>	<b>0</b>	<b>1,179</b>

Special teams fumble recoveries: 2009 (1)

Additional Statistics: Special teams tackles - Career (27c); 2006 (3), 2007 (3), 2008 (2), 2009 (6), 2010 (1), 2011 (6), 2012 (3), 2013 (1), 2014 (2).

POSTSEASON		FIELD GOALS											PATs				
Year	Team	G	1-29	Pct	30-39	Pct	40-49	Pct	50+	Pct	Overall	Pct.	Lg	Made	Att	2-Pt	Pts.
2006	Patriots	3	3-3	100.0	2-2	100.0	2-2	100.0	1-1	100.0	8-8	100.0	50	9	9	0	33
2007	Patriots	3	0-0	---	1-2	50.0	0-0	---	0-0	---	1-2	50.0	35	9	9	0	12
2009	Patriots	1	0-0	0.0	0-0	0.0	0-1	0.0	0-0	0.0	0-1	0.0	0	2	2	0	2
2010	Patriots	0	Injured Reserve														
2011	Patriots	3	4-4	100.0	1-1	100.0	0-0	0.0	0-0	0.0	5-5	100.0	35	10	10	0	25
2012	Patriots	2	1-1	---	3-3	100.0	0-0	---	0-0	---	4-4	100.0	38	6	6	0	18
2013	Patriots	2	0-0	---	0-0	---	1-1	---	0-0	---	1-1	100.0	47	6	6	0	9
2014	Patriots	3	1-1	100.0	0-0	---	0-0	---	0-0	---	1-1	100.0	21	15	15	0	18
<b>Totals - 7 Years</b>		<b>17</b>	<b>9-9</b>	<b>100.0</b>	<b>7-8</b>	<b>87.5</b>	<b>3-4</b>	<b>75.0</b>	<b>1-1</b>	<b>100.0</b>	<b>20-22</b>	<b>90.9</b>	<b>50</b>	<b>57</b>	<b>57</b>	<b>0</b>	<b>117</b>

Additional Postseason Statistics: Special teams tackles - 2012 (1). Punts - 3 for 209 YDS vs. Indianapolis (1/11/14), 41.8 AVG, 36.6 NET, 1 TB, 2 IN 20, 53 LG



# GOSTKOWSKI'S CAREER GAME-BY-GAME

2006	Opponent	XP	%	FG	Bk	%	PTSFGs (Missed)
09/10	Buffalo	2-2	100%	1-1	0	100%	5 32
09/17	N.Y. Jets	3-3	100%	1-2	1	50%	6 20,(29)
09/24	Denver	1-1	100%	0-1	1	0%	1 (37)
10/01	Cincinnati	5-5	100%	1-2	0	50%	8 (48),24
10/08	Miami	2-2	100%	2-2	0	100%	8 31,31
10/22	Buffalo	4-4	100%	0-0	0	--	4 --
10/30	Minnesota	4-4	100%	1-1	0	100%	7 23
11/05	Indianapolis	2-2	100%	2-3	0	67%	8 49,(36),26
11/12	N.Y. Jets	0-0	--	2-2	0	100%	6 31,21
11/19	Green Bay	5-5	100%	0-0	0	--	5 --
11/26	Chicago	2-2	100%	1-1	0	100%	5 52
12/03	Detroit	2-2	100%	2-2	0	100%	8 25,27
12/10	Miami	0-0	--	0-0	0	--	0 --
12/17	Houston	4-4	100%	4-4	0	100%	16 26,32,31,21
12/24	Jacksonville	3-3	100%	1-2	0	50%	6 48,(49)
12/31	Tennessee	4-5	80%	2-3	0	67%	10 28,26,(33)
<b>2006 Totals</b>	<b>43-44</b>	<b>98%</b>	<b>20-26</b>	<b>2</b>	<b>76.9%</b>	<b>103</b>	
01/07	N.Y. Jets	4-4	100%	3-3	2	76.9%	13 20,40,28
01/14	San Diego	1-1	100%	3-3	0	100%	10 50,34,31
01/21	Indianapolis	4-4	100%	2-2	0	100%	10 28,43
<b>2006 Postseason</b>	<b>9-9</b>	<b>100%</b>	<b>8-8</b>	<b>0</b>	<b>100%</b>	<b>33</b>	
<b>2007</b>	<b>Opponent</b>	<b>XP</b>	<b>%</b>	<b>FG</b>	<b>Bk</b>	<b>%</b>	<b>PTS FGs (Missed)</b>
09/09	N.Y. Jets	5-5	100%	1-1	0	100%	8 22
09/16	San Diego	5-5	100%	1-2	0	50%	8 (41),24
09/23	Buffalo	5-5	100%	1-1	0	100%	8 24
10/01	Cincinnati	4-4	100%	2-2	0	100%	10 31,36
10/07	Cleveland	4-4	100%	2-2	0	100%	10 20,25
10/14	Dallas	6-6	100%	2-2	0	100%	12 45,22
10/21	Miami	7-7	100%	0-0	0	--	7 --
10/28	Washington	7-7	100%	1-1	0	100%	10 36
11/04	Indianapolis	3-3	100%	1-1	0	100%	6 34
11/18	Buffalo	8-8	100%	0-0	0	--	8 --
11/25	Philadelphia	4-4	100%	1-2	0	50%	7 23,(32)
12/03	Baltimore	3-3	100%	2-2	0	100%	9 21,38
12/09	Pittsburgh	4-4	100%	2-3	0	67%	10 (48),42,28
12/16	N.Y. Jets	2-2	100%	2-2	0	100%	8 26,34
12/23	Miami	4-4	100%	0-0	0	--	4 --
12/29	N.Y. Giants	3-3	100%	3-3	0	100%	12 37,45,37
<b>2007 Totals</b>	<b>74-74</b>	<b>100%</b>	<b>21-24</b>	<b>0</b>	<b>87.5%</b>	<b>137</b>	
01/12	Jacksonville	4-4	100%	1-2	0	50%	7 (35),35
01/20	San Diego	3-3	100%	0-0	0	--	3 --
02/03	N.Y. Giants	2-2	100%	0-0	0	--	2 --
<b>2007 Postseason</b>	<b>9-9</b>	<b>100%</b>	<b>1-2</b>	<b>0</b>	<b>50%</b>	<b>12</b>	
<b>2008</b>	<b>Opponent</b>	<b>XP</b>	<b>%</b>	<b>FG</b>	<b>Bk</b>	<b>%</b>	<b>PTS FGs (Missed)</b>
09/07	Kansas City	2-2	100%	1-1	0	100%	5 37
09/14	N.Y. Jets	1-1	100%	4-4	0	100%	13 21,37,28,27
09/21	Miami	1-1	100%	2-2	0	100%	7 37,44
10/05	San Francisco	3-3	100%	3-3	0	100%	12 35,40,49
10/12	San Diego	1-1	100%	1-2	0	50%	4 (48),47
10/20	Denver	5-5	100%	2-2	0	100%	11 31,40
10/26	St. Louis	2-2	100%	3-3	0	100%	11 30,27,41
11/02	Indianapolis	0-0	0%	3-3	0	100%	9 29,35,25
11/09	Buffalo	2-2	100%	2-3	0	67%	8 32,(49),37
11/13	N.Y. Jets	2-2	100%	3-3	0	100%	11 42,31,47
11/23	Miami	6-6	100%	2-2	0	100%	12 30,30
11/30	Pittsburgh	1-1	100%	1-2	0	50%	4 29,(27)
12/07	Seattle	1-1	100%	3-3	0	100%	10 50,42,27
12/14	Oakland	7-7	100%	0-0	0	0%	7 --
12/21	Arizona	5-5	100%	4-4	0	100%	17 38,35,24,30
12/28	Atlanta	1-1	100%	2-3	0	67%	7 33,(26),23
<b>2008 Totals</b>	<b>40-40</b>	<b>100%</b>	<b>36-40</b>	<b>0</b>	<b>90.0%</b>	<b>148</b>	
<b>2009</b>	<b>Opponent</b>	<b>XP</b>	<b>%</b>	<b>FG</b>	<b>Bk</b>	<b>%</b>	<b>PTS FGs (Missed)</b>
09/14	Buffalo	1-1	100%	2-3	0	67%	7 (41),20,28
09/20	N.Y. Jets	0-0	--	3-3	0	100%	9 45,25,29
09/27	Atlanta	2-2	100%	4-4	0	100%	14 21,33,23,33
10/04	Baltimore	3-3	100%	2-2	0	100%	9 32,33
10/11	Denver	2-2	100%	1-2	0	50%	5 53,(40)
10/18	Tennessee	8-8	100%	1-2	0	50%	11 (39),33
10/25	Tampa Bay	5-5	100%	0-0	0	--	5 --
11/08	Miami	1-1	100%	4-4	0	100%	13 30,38,34,40
11/15	Indianapolis	4-4	100%	2-2	0	100%	10 31,36
11/22	N.Y. Jets	4-4	100%	1-2	0	50%	7 26,(40)
11/30	New Orleans	2-2	100%	1-2	0	50%	5 36,(50)
12/06	Miami	3-3	100%	0-0	0	--	3 --
12/13	Carolina	2-2	100%	2-2	0	100%	8 48,47
12/20	Buffalo	2-2	100%	1-1	0	100%	5 30
12/27	Jacksonville	5-5	100%	0-0	0	--	5 --
01/03	Houston	3-3	100%	2-2	0	100%	9 51,43
<b>2009 Totals</b>	<b>47-47</b>	<b>100%</b>	<b>26-31</b>	<b>0</b>	<b>83.9%</b>	<b>125</b>	
01/10	Baltimore	2-2	100%	0-1	0	0%	2 (44)
<b>2009 Postseason</b>	<b>2-2</b>	<b>100%</b>	<b>0-1</b>	<b>0</b>	<b>0%</b>	<b>2</b>	

2010	Opponent	XP	%	FG	Bk	%	PTS FGs (Missed)
09/12	Cincinnati	5-5	100%	1-3	0	33%	8 32,(47),(56)
09/19	N.Y. Jets	2-2	100%	0-1	0	0%	2 (37)
09/26	Buffalo	5-5	100%	1-1	0	100%	8 43
10/04	Miami	5-5	100%	2-2	0	100%	11 23,30
10/17	Baltimore	2-2	100%	3-3	0	100%	11 38,24,35
10/24	San Diego	2-2	100%	3-3	0	100%	11 40,35,35
10/31	Minnesota	4-4	100%	0-0	0	--	4 --
11/07	Cleveland	1-1	100%	0-0	0	--	1 --
11/14	Pittsburgh	Placed on Injured Reserve 11/10					
<b>2010 Totals</b>	<b>26-26</b>	<b>100%</b>	<b>10-13</b>	<b>0</b>	<b>76.9%</b>	<b>56</b>	
<b>2011</b>	<b>Opponent</b>	<b>XP</b>	<b>%</b>	<b>FG</b>	<b>Bk</b>	<b>%</b>	<b>PTS FGs (Missed)</b>
09/12	Miami	5-5	100%	1-2	0	50%	8 (48),20
09/18	San Diego	3-3	100%	2-2	0	100%	9 22,47
09/25	Buffalo	4-4	100%	1-1	0	100%	7 23
10/02	Oakland	4-4	100%	1-1	0	100%	7 44
10/09	N.Y. Jets	3-3	100%	3-3	0	100%	12 44,24,28
10/16	Dallas	2-2	100%	2-2	0	100%	8 31,26
10/30	Pittsburgh	2-2	100%	1-2	0	50%	5 46,(42)
11/06	N.Y. Giants	2-2	100%	2-3	0	67%	8 (27),32,45
11/13	N.Y. Jets	4-4	100%	3-3	0	100%	13 50,36,27
11/21	Kansas City	4-4	100%	2-2	0	100%	10 21,19
11/27	Philadelphia	5-5	100%	1-2	0	50%	8 (39),45
12/04	Indianapolis	4-4	100%	1-1	0	100%	7 39
12/11	Washington	4-4	100%	2-2	0	100%	10 23,24
12/18	Denver	5-5	100%	2-2	0	100%	11 21,34
12/24	Miami	3-3	100%	2-3	0	67%	9 (51),45,42
01/01	Buffalo	5-5	100%	2-2	0	100%	11 47,20
<b>2011 Totals</b>	<b>59-59</b>	<b>100%</b>	<b>28-33</b>	<b>0</b>	<b>84.8%</b>	<b>143</b>	
01/14	Denver	6-6	100%	1-1	0	100%	9 20
01/22	Baltimore	2-2	100%	3-3	0	100%	11 29,35,24
02/05	N.Y. Giants	2-2	100%	1-1	0	100%	5 29
<b>2011 Postseason</b>	<b>10-10</b>	<b>100%</b>	<b>5-5</b>	<b>0</b>	<b>100%</b>	<b>25</b>	
<b>2012</b>	<b>Opponent</b>	<b>XP</b>	<b>%</b>	<b>FG</b>	<b>Bk</b>	<b>%</b>	<b>PTS FGs (Missed)</b>
09/09	Tennessee	4-4	100%	2-2	0	100%	10 25,31
09/16	Arizona	0-0	0%	4-5	0	80%	12 34,51,53,(42)
09/23	Baltimore	3-3	100%	3-3	0	100%	12 37,49,20
09/30	Buffalo	7-7	100%	1-1	0	33%	10 (49),(42),30
10/07	Denver	4-4	100%	1-3	0	100%	7 23
10/14	Seattle	2-2	100%	3-3	0	100%	11 25,35,35
10/21	N.Y. Jets	3-3	100%	2-2	0	50%	9 43,48
10/28	St. Louis	6-6	100%	1-1	0	67%	9 26
11/11	Buffalo	4-4	100%	3-3	0	100%	13 43,48,27
11/18	Indianapolis	8-8	100%	1-2	0	50%	11 (36),31
11/22	N.Y. Jets	7-7	100%	0-1	0	0%	7 (39)
12/02	Miami	2-2	100%	3-4	0	75%	11 (49),43,32,20
12/10	Houston	6-6	100%	0-0	0	--	6 --
12/16	San Francisco	4-4	100%	2-2	0	100%	10 32,41
12/23	Jacksonville	2-2	100%	3-3	0	67%	11 25,49,38
12/30	Miami	4-4	100%	0-0	0	--	4 --
<b>2012 Totals</b>	<b>66-66</b>	<b>100%</b>	<b>29-35</b>	<b>0</b>	<b>82.9%</b>	<b>153</b>	
01/13	Houston	5-5	100%	2-2	0	100%	11 37,38
01/20	Baltimore	1-1	100%	2-2	0	100%	7 31,25
<b>2012 Postseason</b>	<b>6-6</b>	<b>100%</b>	<b>4-4</b>	<b>0</b>	<b>100%</b>	<b>18</b>	
<b>2013</b>	<b>Opponent</b>	<b>XP</b>	<b>%</b>	<b>FG</b>	<b>Bk</b>	<b>%</b>	<b>PTS FGs (Missed)</b>
09/08	Buffalo	2-2	100%	3-3	0	100%	11 48,33,35
09/12	N.Y. Jets	1-1	100%	2-3	0	67%	7 21,30,(43)
09/22	Tampa Bay	2-2	100%	3-3	0	100%	11 53,46,33
09/29	Atlanta	3-3	100%	3-3	0	100%	12 48,22,49
10/06	Cincinnati	0-0	N/A	2-2	0	100%	6 42,19
10/13	New Orleans	3-3	100%	3-3	0	100%	12 35,54,23
10/20	N.Y. Jets	3-3	100%	2-2	0	100%	9 39,44
10/27	Miami	3-3	100%	2-2	0	100%	9 34,48
11/03	Pittsburgh	7-7	100%	2-2	0	100%	13 20,32
11/18	Carolina	2-2	100%	2-2	0	100%	8 42,26
11/24	Denver	4-4	100%	2-2	0	100%	10 31,31
12/01	Houston	4-4	100%	2-3	0	67%	10 (55),53,53
12/08	Cleveland	1-1	100%	2-2	0	100%	7 33,50
12/15	Miami	2-2	100%	2-3	0	67%	8 22,(48),23
12/22	Baltimore	5-5	100%	2-2	0	100%	11 45,42
12/29	Buffalo	2-2	100%	4-4	0	100%	14 43,35,29,35
<b>2013 Totals</b>	<b>44-44</b>	<b>100%</b>	<b>38-41</b>	<b>0</b>	<b>92.7</b>	<b>158</b>	
01/11	Indianapolis	5-5	100%	0-0	N/A	5	--
01/19	Denver	1-1	100%	1-1	0	100%	4 47
<b>2013 Postseason</b>	<b>6-6</b>	<b>100%</b>	<b>1-1</b>	<b>0</b>	<b>100%</b>	<b>9</b>	

PLAYERS



# JONAS GRAY



# 35

HT: 5-10 WT: 230

Born: 6/27/1990 Exp. (NFL/Patriots): 1/1

GP/GS (Playoffs): 8/3 (1/0) Acq: FA-14

College: Notre Dame Hometown: Pontiac, Mich.

SUPER BOWLS:

## R U N N I N G B A C K



### CAREER TRANSACTIONS

Jonas Gray was signed by the New England Patriots to the 53-man roster from the practice squad on Oct. 16, 2014 ... Originally signed by Miami as a rookie free agent (5/4/12) ... Released by Miami (8/31/13) ... Signed by Baltimore to the practice squad (9/2/13) as a free agent on (1/8/14) ... Released by New England (8/30/14) ... Signed by New England to the practice squad (9/1/14).

### SEASONAL REVIEWS

#### 2014 (8/3, 1/0)

- ★ Inactive in the Super Bowl XLIX win vs. Seattle (2/1/15).
- ★ Made his postseason debut in the AFC Championship win vs. Indianapolis (1/18/15), rushing four times for four yards.
- ★ Inactive in the AFC Divisional win vs. Baltimore (1/10/15).
- ★ Inactive vs. Buffalo (12/28) due to injury.
- ★ Started at running back and carried six times for five yards, including the go-ahead one-yard touchdown plunge, in the win at N.Y. Jets (12/21).
- ★ Led the team with 11 carries for 62 yards in the win vs. Miami (12/14). Also recorded his first NFL reception - for seven yards - and added one special teams tackle.
- ★ Rushed twice for nine yards in the win at San Diego (12/7).
- ★ Had one four-yard rush at Green Bay (11/30).
- ★ Active, but did not play in the win vs. Detroit (11/23).
- ★ Earned AFC Offensive Player of the Week honors after rushing 37 times for 201 yards and a franchise-record four rushing touchdowns in the win at Indianapolis (11/16). Became the first Patriots player to rush for 100 yards in both the first and second half.
- ★ Made his first NFL start and led the team with 12 carries for 33 yards in the win vs. Denver (11/2).
- ★ Established career highs with 17 carries for 86 yards, including a long of 19 yards, in the win vs. Chicago (10/26).
- ★ Signed to the 53-man roster from the practice squad (10/16) and made his NFL debut vs. N.Y. Jets (10/16), rushing three times for 12 yards.
- ★ Started the season on the team's practice squad.

### HONORS & AWARDS

2014

AFC Offensive Player of the Week (Wk 11)

#### 2013 (0/0 - Baltimore)

- ★ Went to training camp with Miami but was released prior to the start of the regular season.
- ★ Spent the year on Baltimore's practice squad, where he signed before the regular season.

#### 2012 (0/0 - Miami)

- ★ Signed with Miami as a rookie free agent and was placed on the Physically Unable to Perform List at the end of training camp.

#### COLLEGE

- ★ Four-year letterman (2008-11) at Notre Dame, where he appeared in 34 games and made five starts.
- ★ Rushed 189 times for 1,100 yards and 12 touchdowns in his career. Added 11 receptions for 105 yards and returned three kickoffs for 25 yards.
- ★ Recorded 114 carries for 791 rushing yards and 12 touchdowns as a senior in 2011.

#### PERSONAL

- ★ Attended Detroit Country Day High School where he lettered in football, basketball and track and field.
- ★ Gained 2,614 yards on 341 rushes and 32 touchdowns during his senior season.
- ★ Member of the 2007 state championship basketball team.
- ★ Majored in political science at Notre Dame.

## NEW RECORD HOLDER

Jonas Gray rushed 37 times for 201 yards and four rushing touchdowns in the Patriots 42-20 win at Indianapolis on Nov. 16, 2014, setting a Patriots single-game rushing touchdown record. He also tied the single-game touchdown mark and had the third-most carries and yards in franchise history.

### MOST RUSHING TOUCHDOWNS IN A GAME

PLAYER	RUSHING TDs	GAME
<b>Jonas Gray</b>	<b>4</b>	<b>11/16/14 at IND</b>
Corey Dillon	3	12/3/06 vs. DET
Curtis Martin	3	11/3/96 vs. MIA
Mosi Tatupu	3	12/11/83 at LA
Tony Collins	3	9/18/83 vs. NYJ
Sam Cunningham	3	10/20/74 at BUF

### MOST TOUCHDOWNS IN A GAME

PLAYER	TOUCHDOWNS	GAME
<b>Jonas Gray</b>	<b>4</b>	<b>11/16/14 at IND</b>
Randy Moss	4	11/18/07 at BUF
Rob Gronkowski*	3	10/26/14 vs. CHI

\*Most recent of 27 occurrences


### MOST RUSHING YARDS IN A GAME

PLAYER	YARDS	GAME
Tony Collins	218	9/18/83 vs. NYJ
Jim Nance	208	10/30/66 vs. OAK
<b>Jonas Gray</b>	<b>201</b>	<b>11/16/14 at IND</b>
Curtis Martin	199	9/14/97 vs. NYJ
Robert Edwards	196	12/13/98 at STL

## JONAS GRAY

Pos: RB Ht: 5-10 Wt: 230 Year: 1st Acq: FA-14 College: Notre Dame Born: 6/27/90

REGULAR SEASON			RUSHING					RECEIVING				
Year	Team	G/S	No	Yds	Avg	Lg	TD	No	Yds	Avg	Lg	TD
2012	Dolphins		Physically Unable to Perform List									
2013	Ravens		Practice Squad									
2014	Patriots	8/3	89	412	4.6	20	5	1	7	7.0	7	0
<b>Totals - 1 Year</b>		<b>8/3</b>	<b>89</b>	<b>412</b>	<b>4.6</b>	<b>20</b>	<b>5</b>	<b>1</b>	<b>7</b>	<b>7.0</b>	<b>7</b>	<b>0</b>
<b>Additional Statistics:</b> Special teams tackles: 2014 (1)												
POSTSEASON			RUSHING					RECEIVING				
Year	Team	G/S	No	Yds	Avg	Lg	TD	No	Yds	Avg	Lg	TD
2014	Patriots	1/0	4	4	1.0	2	0	0	0	0.0	0	0
<b>Totals - 1 Year</b>		<b>1/0</b>	<b>4</b>	<b>4</b>	<b>1.0</b>	<b>2</b>	<b>0</b>	<b>0</b>	<b>0</b>	<b>0.0</b>	<b>0</b>	<b>0</b>



# ROB GRONKOWSKI



# 87

HT: 6-6 WT: 265  
 Born: 5/14/1989 Exp. (NFL/Patriots): 5/5  
 GP/GS (Playoffs): 65/54 (8/8) Acq: D2a-10 (42nd)  
 College: Arizona Hometown: Pittsburgh, Pa.  
PRO BOWLS: SUPER BOWLS:

## TIGHT END



### CAREER TRANSACTIONS

Rob Gronkowski was drafted by the New England Patriots in the second round (42nd overall) of the 2010 NFL Draft.

### CAREER HIGHLIGHTS

- ★ Set an NFL record for receiving yards by a tight end in a single season with 1,327 in 2011.
- ★ Set the NFL all-time record for touchdowns by a tight end in a single season, finishing with 18 (17 receiving, 1 rushing) in 2011.
- ★ In 2011, became the first tight end in NFL history to lead the conference in scoring.
- ★ Became the first tight end in NFL history with three straight 10-plus touchdown seasons (2010-12).
- ★ In 2014, became the first tight end in NFL history to produce four 10-plus touchdown seasons.
- ★ Named Associated Press First-Team All-Pro in 2014.
- ★ Named NFL All-Pro in 2011.
- ★ Earned Pro Bowl selections in 2011, 2012 and 2014.
- ★ Finished his rookie season with 10 receiving touchdowns, establishing a record for most touchdown catches by a tight end in Patriots history and most touchdown receptions by a Patriots rookie. Only Mike Ditka (12) had more touchdowns as a rookie tight end in NFL history than Gronkowski's 10.
- ★ Named to the *USA Today* All-Joe Team in 2010.
- ★ Gronkowski scored his 40th touchdown reception on a 9-yard pass from Tom Brady at Carolina on Nov. 18, 2013, in his 47th NFL game, becoming the fastest tight end to reach 40 touchdowns.
- ★ His 15 100-yard receiving games and 54 touchdown receptions are the most by a tight end in Patriots history.

### SEASONAL REVIEWS

#### 2014 (15/10, 3/3)

- ★ Started and played every offensive snap in the Super Bowl XLIX win vs. Seattle (2/1/15), finishing with six catches for 68 yards and one touchdown. His 22-yard touchdown reception in the second quarter was his sixth career postseason touchdown catch, tied for the second most by a tight end in NFL history.
- ★ Started and recorded three receptions for 28 yards and one touchdown in the AFC Championship win vs. Indianapolis (1/18/15).
- ★ Started and posted seven receptions for a game-high 108 yards and one touchdown in the AFC Divisional win vs. Baltimore (1/10/15). It was his second career 100-yard postseason game and his 46-yard reception in the first quarter was the longest in his playoff career.
- ★ Named to the Associated Press All-Pro First Team and earned Pro Bowl honors in 2014 after leading all NFL tight ends with 1,124 receiving yards and 12 touchdowns.

### EXTRA POINTS

- ★ Rob and his older brothers Chris (DAL, IND, DEN, SD) and Dan (DET, DEN, NE, CLE) are one of just 10 families to ever have had at least three brothers playing in the NFL at the same time.
- ★ Rob and brother Dan were the first brother tight end tandem and only the fourth set of brothers to be on the Patriots active roster together in 2011.
- ★ His father, Gordon, lettered as an offensive guard at Syracuse (1977-81) and his great-grandfather, Ignatius Gronkowski, was a member of the 1924 U.S. Olympic cycling team in Paris.
- ★ Inactive in the season finale vs. Buffalo (12/28).
- ★ Started at tight end and caught six passes for 31 yards and one touchdown in the win at N.Y. Jets (12/21), extending his streak to 65 straight games with a reception.
- ★ Reached 1,000 receiving yards for the season and 300 career receptions after posting three catches for 96 yards and one touchdown in the win vs. Miami (12/14). He is the first Patriots tight end and the ninth NFL tight end to produce two 1,000-yard seasons, and he is just the ninth Patriots player to record 300 career receptions.
- ★ Became the first tight end in NFL history with four 10-plus touchdown seasons after catching eight passes for 87 yards and one touchdown in the win at San Diego (12/7). He passed Randy Moss and Corey Dillon (3) for most 10-plus touchdown seasons in Patriots history.
- ★ Started and led the team with 98 receiving yards on seven catches at Green Bay (11/30), extending his streak to 62 straight games with a reception.
- ★ Started and posted five receptions for 78 yards in the win vs. Detroit (11/23).
- ★ Started and caught four passes for 71 yards, including a 26-yard touchdown in which he broke several tackles, in the win at Indianapolis (11/16), moving him into second place on the Patriots all-time receiving touchdown list with 51 career touchdown catches.
- ★ Led the team in receiving with a career-high-tying nine catches for 105 yards and one touchdown in the win vs. Denver (11/2), extending his streak to 59 straight games with a reception. With the touchdown, he became the fastest tight end in NFL history to record 50 touchdown catches and moved into second place on the Patriots all-time touchdown list with 51 career scores. His 15 100-yard receiving games are the most by a tight end in team history.

## NFL SINGLE SEASON TE RECORDS

### RECEIVING YARDS

Player	Yards	Year
<b>Rob Gronkowski</b>	<b>1,327</b>	<b>2011</b>
Jimmy Graham (NO)	1,310	2011
Kellen Winslow (SD)	1,290	1980
Tony Gonzalez (KC)	1,258	2004
Todd Christiansen (OAK)	1,247	1983
Jimmy Graham (NO)	1,215	2013
Jackie Smith (STL)	1,205	1967
Tony Gonzalez (KC)	1,203	2000
Pete Retzlaff (PHI)	1,190	1965
Ben Coates (NE)	1,174	1994

### TOTAL TOUCHDOWNS

Player	Team	Year	Touchdowns
<b>Rob Gronkowski</b>	<b>NE</b>	<b>2011</b>	<b>18 (17 pass, 1 rush)</b>
Jimmy Graham	NO	2013	16 (16 pass)
Vernon Davis	SF	2013	13 (13 pass)
Vernon Davis	SF	2009	13 (13 pass)
Antonio Gates	SD	2004	13 (13 pass)

### TOUCHDOWN RECEPTIONS

Player	Team	Year	Touchdowns
<b>Rob Gronkowski</b>	<b>NE</b>	<b>2011</b>	<b>17</b>
Jimmy Graham	NO	2013	16
Vernon Davis	SF	2013	13
Vernon Davis	SF	2009	13
Antonio Gates	SD	2004	13

### TOUCHDOWN RECEPTIONS BY A PATRIOTS TIGHT END

Player	Year	Touchdowns
<b>Rob Gronkowski</b>	<b>2011</b>	<b>17</b>
<b>Rob Gronkowski</b>	<b>2014</b>	<b>12</b>
<b>Rob Gronkowski</b>	<b>2012</b>	<b>11</b>
<b>Rob Gronkowski</b>	<b>2010</b>	<b>10</b>
Ben Coates	1996	9
Ben Coates	1997	8
Ben Coates	1993	8
Russ Francis	1980	8

### RECEIVING YARDS BY A PATRIOTS TIGHT END

Player	Yards	Year
<b>Rob Gronkowski</b>	<b>1,327</b>	<b>2011</b>
Ben Coates	1,174	1994
<b>Rob Gronkowski</b>	<b>1,124</b>	<b>2014</b>
Ben Coates	915	1995
Aaron Hernandez	910	2011

### NFL RECORD FOR MOST GAMES WITH 2+ TD RECEPTIONS/SEASON

8	Randy Moss (Patriots)	2007
<b>7</b>	<b>Rob Gronkowski (Patriots)</b>	<b>2011</b>
7	Cris Carter (Minnesota)	1995
7	Jerry Rice (San Francisco)	1987

★ Tied career highs in receptions and touchdowns with nine catches for 149 yards and three scores in the win vs. Chicago (10/26). His first-down catch percentage of 77.1 is third-highest among all active players and highest of any tight end.

★ Caught five passes for 68 yards in the win vs. N.Y. Jets (10/16).

★ Caught seven passes for 94 yards in the win at Buffalo (10/12).

★ Posted six catches for 100 yards and one touchdown in the win vs. Cincinnati (10/5).

## ROOKIE TE RECORDS

Gronkowski finished 2010 with 10 touchdowns to establish a record for most touchdown catches by a rookie tight end in Patriots history. He became the first Patriots rookie to ever record three touchdowns in a game (at Pittsburgh, 11/14).

Gronkowski also set a Patriots rookie record for receiving touchdowns in a season.

### MOST TOUCHDOWNS BY A PATRIOTS ROOKIE TIGHT END

PLAYER	TD RECEPTIONS	YEAR
<b>Rob Gronkowski</b>	<b>10</b>	<b>2010</b>
Aaron Hernandez	6	2010
Don Hasselbeck	4	1977
Russ Francis	4	1975

### MOST TOUCHDOWNS BY AN NFL ROOKIE TIGHT END

PLAYER	TD RECEPTIONS	YEAR
Mike Ditka (Chicago)	12	1961
<b>Rob Gronkowski</b>	<b>10</b>	<b>2010</b>
Junior Miller (Atlanta)	9	1980
John Mackey (Baltimore)	7	1963
Raymond Chester (Oakland)	7	1970
Eric Green (Pittsburgh)	7	1990

### MOST TOUCHDOWNS BY A ROOKIE PATRIOTS TIGHT END

PLAYER	TD RECEPTIONS	YEAR
<b>Rob Gronkowski</b>	<b>10</b>	<b>2010</b>
Ben Coates	9	1996

### MOST TOUCHDOWNS BY A TIGHT END IN 2010

Rank	Player	TDs
<b>1t.</b>	<b>Rob Gronkowski (NE)</b>	<b>10</b>
1t.	Antonio Gates (SD)	10
1t.	Marcedes Lewis (JAC)	10
4	Jason Witten (DAL)	9
5	Vernon Davis (SF)	7
6t.	Aaron Hernandez (NE)	6
6t.	Tony Gonzalez (ATL)	6

★ Posted two catches for 31 yards, including a 13-yard touchdown from Jimmy Garoppolo in the fourth quarter at Kansas City (9/29). He leads the NFL with an 18.8 touchdown percentage among players with at least 100 receptions and 15 touchdowns.

★ Posted three catches for 44 yards and one touchdown in the win vs. Oakland (9/21).

★ Posted four catches for 32 yards in the win at Minnesota (9/14).

★ Played in the season opener at Miami (9/7), recording four receptions for 40 yards, including a six-yard touchdown catch from Tom Brady in the second quarter. With his 43rd career touchdown catch, he passed Gino Cappelletti for the fourth-most touchdown receptions in franchise history.

## GRONKOWSKI'S SINGLE GAME CAREER HIGHS

### Single Game Highs:

<b>Receptions</b>	9 vs. Denver (11/2/14)
	9 vs. Chicago (10/26/14)
	9 vs. Pittsburgh (11/3/13)
<b>Yards</b>	160 at Washington (12/11/11)
	149 vs. Chicago (10/26/14)
	146 at St. Louis (10/28/12)
<b>Longest Reception</b>	52t vs. Kansas City (11/21/11)
<b>Receiving TDs</b>	3 vs. Chicago (10/26/14)
	3 at Pittsburgh (11/14/10)



## HONORS & AWARDS

### 2014

Associated Press All-Pro First Team  
NFL Pro Bowl  
Pro Football Writers Association All-NFL Team

### 2012

AFC Pro Bowl  
Pro Football Writers Association All-NFL Team

### 2011

AFC Pro Bowl  
Associated Press All-Pro  
*Pro Football Weekly* All-NFL Team  
*Sporting News* All-Pro  
*Sports Illustrated* All-Pro  
AFC Offensive Player of the Week (Wk 14)

### 2010

*USA Today* All-Joe Team  
Pepsi Rookie Player of the Week (Wk. 14 at Chicago)  
Pepsi Rookie Player of the Week (Wk. 17 vs. Miami)

### 2013 (7/6, 0/0)

- ★ Played in seven regular-season contests and made six starts. Caught 39 passes for 592 yards and four touchdowns.
- ★ Posted three 100-yard receiving games in 2013:
  - Week 7 at N.Y. Jets (114)
  - Week 9 vs. Pittsburgh (143)
  - Week 13 at Houston (127)
- ★ Missed all of training camp and was inactive for the first six games of the season with a back injury.
- ★ Was placed on injured reserve on Dec. 9 after suffering a knee injury vs. Cleveland (12/8).
- ★ Returned to action at N.Y. Jets (10/20) after missing the first six games of the season; started and led the team with a then regular-season career-high tying eight receptions for 114 yards. It was his 10th career 100-yard

## FASTEST TO 40 TDS

Gronkowski scored his 40th touchdown reception on a 9-yard pass from Tom Brady at Carolina on Nov. 18, 2013 in his 47th NFL game. He is the fastest tight end to reach 40 touchdowns.

## 100-YARD GAMES

### REGULAR SEASON 100-YARD GAMES (15)

DATE	OPPONENT	NO.	YDS	AVG.	LG	TD
1/2/11	vs. Miami	6	102	17.0	28	1
9/25/11	at Buffalo	7	109	15.6	29	2
11/6/11	vs. N.Y. Giants	8	101	12.6	27	1
11/13/11	at N.Y. Jets	8	113	13.1	23	2
12/11/11	at Washington	6	160	26.7	50	2
1/1/12	vs. Buffalo	8	108	13.5	22	2
9/30/12	at Buffalo	5	104	20.8	41	1
10/28/12	at St. Louis	8	146	18.3	32	2
11/18/12	vs. Indianapolis	7	137	19.6	36	2
10/20/13	at N.Y. Jets	8	114	14.3	30	0
11/3/13	vs. Pittsburgh	9	143	15.9	34	1
12/1/13	at Houston	6	127	21.2	50	1
10/5/14	vs. Cincinnati	6	100	16.7	27	1
10/26/14	vs. Chicago	9	149	16.6	46t	3
11/2/14	vs. Denver	9	105	11.7	20	1

## PATRIOTS RECORDS

In just five seasons, Gronkowski has moved into first place on the Patriots all-time scoring list among tight ends.

### RECEIVING TOUCHDOWNS (Career)

Player	Touchdowns	Seasons
<b>Rob Gronkowski</b>	<b>54</b>	<b>2010-14 (5)</b>
Ben Coates	50	1991-99 (9)
Russ Francis	28	1975-80 (6)
Benjamin Watson	20	2004-09 (6)
Aaron Hernandez	18	2010-12 (3)
Daniel Graham	17	2002-06 (5)
Jim Whalen	17	1965-69 (5)

Gronkowski's 17 touchdown receptions in 2011 were second most in Patriots history behind Randy Moss' 23 in 2007.

### TOUCHDOWN RECEPTIONS (Single Seasons)

Player	Year	Touchdowns
Randy Moss	2007	23
<b>Rob Gronkowski</b>	<b>2011</b>	<b>17</b>
Randy Moss	2009	13
<b>Rob Gronkowski</b>	<b>2014</b>	<b>12</b>
Stanley Morgan	1979	12
Randy Moss	2008	11

Gronkowski has the second-most touchdown receptions in team history.

### MOST PATRIOTS TOUCHDOWN RECEPTIONS/CAREER

Player	Touchdowns
Stanley Morgan	67
<b>Rob Gronkowski</b>	<b>54</b>
Ben Coates	50
Randy Moss	50
Gino Cappelletti	42
Jim Colclough	39
Irving Fryar	38

game, passing Ben Coates to set a new team record.

- ★ Set a new career high with nine receptions and added to his team record with his 11th 100-yard receiving game as a tight end, with 143 yards vs. Pittsburgh (11/3). Also caught his 39th touchdown pass from Brady, tying him with Randy Moss for the most touchdown receptions received from Brady.
- ★ Caught his 40th career touchdown pass from Tom Brady at Carolina (11/18), moving him past Randy Moss for the most touchdown receptions received from Brady.
- ★ Caught seven passes for 90 yards vs. Denver (11/24) including a key touchdown that cut the Broncos' lead to 24-21 in the comeback overtime win.

## RECORD PRODUCTION

In 2011, Rob Gronkowski joined Dallas Clark, Jimmy Graham, Tony Gonzalez and Todd Christensen, as the only tight ends in NFL history with 90-plus receptions, 1,000-plus yards and 10-plus touchdown receptions in a single season.

### TIGHT ENDS WITH 90-PLUS RECEPTIONS, 1000-PLUS YARDS AND 10-PLUS TOUCHDOWNS IN A SEASON

PLAYER	RECEPTIONS	YARDS	TDs	YEAR
<b>Rob Gronkowski</b>	<b>90</b>	<b>1,327</b>	<b>17</b>	<b>2011</b>
Jimmy Graham	99	1,310	11	2011
Dallas Clark	100	1,106	10	2009
Tony Gonzalez	96	1,058	10	2008
Todd Christensen	92	1,247	12	1983

## 100-YARD GAMES BY A PATS TE

Most 100-yard Games by a Patriots Tight End

Player	100-Yard Games
Rob Gronkowski	15
Ben Coates	9

## CAREER-STARTING STREAK

Gronkowski has caught at least one pass in all 65 regular season games that he has played. The only game that Gronkowski has played in at the NFL level where he did not have at least one reception was the 2012 AFC Divisional playoff game vs. Houston when he left the game in the first quarter with an injury.

### LONGEST CURRENT STREAKS OF CONSECUTIVE GAMES WITH A RECEPTION BY TIGHT ENDS

103 Owen Daniels (Houston/Baltimore)

103 Jason Witten (Dallas)

97 Heath Miller (Pittsburgh)

**65 Rob Gronkowski (Patriots)**

- ★ Compiled six receptions for 127 yards and a touchdown in his fourth straight game at Houston (12/1).
- ★ Caught two passes for 32 yards vs. Cleveland (12/8) before leaving with a knee injury and did not return.

### 2012 (11/11, 1/1)

- ★ Earned Pro Bowl honors for the second consecutive season and was named to the Pro Football Writers Association's All-NFL Team.
- ★ Became the first tight end in NFL history with three straight 10-plus touchdown seasons - 2010 (10), 2011 (18), 2012 (11).
- ★ Started all 11 games in which he played and caught 55 passes for 790 yards and 11 touchdowns.
- ★ Started the Divisional Playoff game vs. Houston but left in the first quarter with an arm injury and did not return.
- ★ Injured his arm late in the win vs. Indianapolis (11/18), missed the next five games and returned for the regular season finale vs. Miami (12/30).
- ★ Was placed on injured reserve with an arm injury on Jan. 17, 2013.
- ★ Was inactive due to injury at Jacksonville (12/23), vs. San Francisco (12/16), vs. Houston (12/10), at Miami (12/2) and at N.Y. Jets (11/22).
- ★ Became the first tight end in NFL history with three straight 10-plus touchdown seasons after catching two TDs in the win vs. Indianapolis (11/18). Caught seven passes for 137 yards and two scores for the 12th game of his career with two or more touchdown receptions in a game and his third time doing so in 2012. Left in the fourth quarter with an arm injury.
- ★ Compiled three 100-yard receiving games in 2012:
  - Week 4 vs. Buffalo (104)
  - Week 9 at St. Louis (146)
  - Week 11 vs. Indianapolis (137)
- ★ Also posted three multi-TD performances:
  - Week 7 vs. N.Y. Jets
  - Week 8 at St. Louis
  - Week 11 vs. Indianapolis
- ★ Caught three passes for 31 yards and a touchdown in win vs. Buffalo (11/11). Now has at least one touchdown

## THREE STRAIGHT 10-TD SEASONS

Gronkowski had three straight 10 touchdown seasons (10 in 2010, 18 in 2011 and 11 in 2012). Gronkowski joins Randy Moss (2007, 2008 and 2009) and Corey Dillon (2004, 2005, 2006) as the only Patriots with three straight 10-plus touchdown seasons. In 2014, he became the only Patriots player to produce four 10-plus touchdown seasons.

### CONSECUTIVE 10-PLUS TD SEASONS / PATRIOTS HISTORY

**3 Rob Gronkowski - 2010, 2011, 2012**

3 Randy Moss - 2007, 2008, 2009

3 Corey Dillon - 2004, 2005, 2006

2 BenJarvus Green-Ellis - 2010, 2011

2 Curtis Martin - 1995, 1996

### MOST 10-PLUS TOUCHDOWN SEASONS / PATRIOTS HISTORY

**4 Rob Gronkowski - 2010, 2011, 2012, 2014**

3 Randy Moss - 2007, 2008, 2009

3 Corey Dillon - 2004, 2005, 2006

2 BenJarvus Green-Ellis - 2010, 2011

2 Curtis Martin - 1995, 1996

2 Stanley Morgan - 1979, 1986

in each of his six career regular season games against the Bills, totaling nine scores.

- ★ Had his most productive game of the season with eight receptions for 146 yards and two touchdowns in the win at St. Louis (10/28).
- ★ Caught six passes for 78 yards and two touchdowns in overtime win vs. N.Y. Jets (10/21), marking the 10th game of his career with two or more touchdowns.

### 2011 (16/16, 3/3)

- ★ Started all 16 games, setting NFL tight end records for receiving yards (1,327), receiving touchdowns (17) and total touchdowns (18). Also caught a career-high 90 passes.
- ★ Started all three playoff games including Super Bowl XLVI and caught 17 passes for 258 yards and three touchdowns.
- ★ Earned several prestigious accolades including Associated Press: First Team All-Pro, *Sports Illustrated* All-Pro, *Pro Football Weekly* All-NFL Team, *The Sporting News* All-Pro, AFC Pro Bowl starter and was named AFC Offensive Player of the Week (Wk. 14 vs. Washington).
- ★ Started at tight end and tied an NFL record with three postseason touchdown catches in the Divisional Playoff game vs. Denver (1/14). Registered the Patriots 15th postseason 100-yard receiving game with 145 yards on 10 receptions.
- ★ Set the NFL all-time record for receiving touchdowns by a tight end in a single season and earned AFC Offensive Player of the Week by catching six passes for a career-high 160 yards and two touchdowns at Washington (12/11).
- ★ Joined Dallas Clark, Jimmy Graham, Tony Gonzalez and Todd Christiansen as the only tight ends in NFL history with 90-plus receptions, 1,000-plus yards and 10-plus touchdown receptions in a single season when he caught 90 passes for 1,327 yards and 17 touchdowns.
- ★ Became the first Patriots tight end to ever score a rushing touchdown and the first in the NFL since Tennessee's Bo Scaife in 2006. He is the first tight end since the 1970 merger to have two receiving touchdowns

and a rushing touchdown in the same game.

★ Scored 10 or more touchdowns in back-to-back seasons (10 in 2010; 18 in 2011). Became the second tight end ever to have back to back 10-plus touchdown seasons, joining Antonio Gates (2004-05).

★ Accumulated five 100-yard receiving games.

★ Led the AFC in scoring among non-kickers with 108 points. Finished second in the NFL behind Philadelphia's LeSean McCoy's 120 points. It is the first time in NFL history a tight end has led his conference in points scored.

★ Scored two or more touchdowns in seven games. The seven games with two or more touchdowns is an NFL record for a tight end. Antonio Gates (San Diego in 2004) and Jerry Smith (Washington in 1967) each had four two-touchdown games.

★ Recorded the 13th season in NFL history by a tight end with at least 90 receptions.

★ Strung together a team record six consecutive games with at least one TD.

★ Became the second player in NFL history to rush for a touchdown, catch a touchdown, record a tackle and return a kickoff in a season joining Bo Scaife (Tennessee, 2006).

## 2010 (16/11, 1/1)

★ Played in 16 games with 11 starts and finished the season with 42 receptions for 546 yards and 10 touchdowns.

★ Had 10 receiving touchdowns to establish a record for most touchdown catches by a tight end in Patriots history and most touchdown receptions by a Patriots rookie. His 10 touchdowns rank second in NFL history for touchdowns by a rookie tight end. Only Mike Ditka had more touchdowns as a rookie tight end (12).

★ Named to the *USA Today* All-Joe Team.

★ Became the fourth Patriots player all-time to record 10 or more touchdown receptions in a season, joining Randy Moss (three times), Stanley Morgan (twice) and Jim Colclough (once).

★ His 42 receptions were the second most receptions by a rookie tight end in Patriots history, trailing the 45 that fellow rookie tight end Aaron Hernandez caught in 2010. His 546 receiving yards rank third all-time by a Patriots rookie tight end behind Russ Francis' 636 yards in 1975 and Hernandez's 563 yards in 2010.

★ Played in and started his first NFL game in the season opener vs. Cincinnati (9/12) and scored his first career touchdown on his first career catch, a 1-yard touchdown pass from Tom Brady in the fourth quarter.

★ Became the first Patriots rookie to catch three touchdown passes in a game at Pittsburgh (11/14). He finished with 72 yards on five catches, scoring on a 19-yard touchdown pass from Tom Brady in the first quarter, a 9-yard pass in the third quarter and a 25-yarder in the fourth quarter against the Steelers.

★ Posted his second multiple-touchdown game of his career with two touchdowns at Buffalo (12/26).

★ Registered his first 100-yard receiving game vs. Miami (1/2), totaling a career-high 102 yards on six receptions, including a career-long 28-yard reception.

## COLLEGE

★ In two seasons at Arizona, Gronkowski registered more receptions, receiving yards, and touchdown catches than any other tight end in school history.

★ His 75 receptions and 1,197 yards surpassed previous career records held by Mark Keel.

★ Honors and Awards (2009): Named to the Watch Lists for the Maxwell Award (nation's most outstanding player), John Mackey Award (nation's most outstanding tight end), and the Rotary Lombardi Award.

★ Missed the entire 2009 season after undergoing back surgery.

★ Honors and Awards (2008): First-team All-Pac-10 Conference choice by the league's coaches and media, adding third-team All-American honors from the Associated Press, Named to the Watch List for the John Mackey Award, given annually to the nation's most outstanding tight end. Selected John Mackey Tight End of the Week twice (vs. Washington, at Oregon).

★ Set new season records for Arizona tight ends in receptions, receiving yards, and touchdowns as a sophomore.

★ Honors and Awards (2007): Freshman All-American selection by *The Sporting News* and Rivals.com in 2007, TSN freshman All-Pac-10 Conference and honorable mention All-Pac-10 from the league's coaches.

## PERSONAL

★ Born May 14, 1989, to Diane and Gordon Gronkowski.

★ Has four brothers, Gordie, Dan, Chris, and Glenn.

★ His father Gordon owns a string of national fitness retail outlets and lettered as an offensive guard at Syracuse (1977-81).

★ Athleticism runs in the family, as brother Gordie was selected in the 49th round of the 2006 Major League Baseball draft by the Los Angeles Angels.

• Dan played briefly for the Patriots in 2011 and several other teams after four-year career at Maryland (2005-08).

• Chris, was a teammate of Dan's at Maryland before transferring to Arizona, where he was Rob's teammate, playing H-Back for the Wildcats (2008-09).

• His great-grandfather, Ignatius Gronkowski, was a member of the 1924 U.S. Olympic cycling team in Paris.

★ Attended Williamsville North High School (Williamsville, N.Y.) for three years before moving to Pittsburgh, and enrolling at Woodland Hills High School, where he played tight end and defensive end.

★ Earned University of Arizona Student-Athlete of the Month honors for April, 2008 as a pre-business major.

# ROB GRONKOWSKI

Pos: TE Ht: 6-6 Wt: 265 Year: 5th Acq: D2a-10 (42nd) College: Arizona Born: 5/14/89

## REGULAR SEASON

## RECEIVING

Year	Team	G/S	Rec	Yds	Avg	Lg	TD
2010	Patriots	16/11	42	546	13.0	28	10
2011	Patriots	16/16	90	1,327	14.7	52t	17
2012	Patriots	11/11	55	790	14.4	41	11
2013	Patriots	7/6	39	592	15.2	50	4
2014	Patriots	15/10	82	1,124	13.7	46t	12
<b>Totals - 5 Years</b>		<b>65/54</b>	<b>308</b>	<b>4,379</b>	<b>14.2</b>	<b>52t</b>	<b>54</b>

**Additional Statistics:** One 2-yard rush for TD (12/4/11). Two kickoff returns for 11 yards.

## POSTSEASON

## RECEIVING

Year	Team	G/S	Rec	Yds	Avg	Lg	TD
2010	Patriots	1/1	4	65	16.3	37	0
2011	Patriots	3/3	17	258	15.2	28	3
2012	Patriots	1/1	0	0	0.0	0	0
2013	Patriots				Injured Reserve		
2014	Patriots	3/3	16	204	12.8	46	3
<b>Totals - 5 Years</b>		<b>8/8</b>	<b>37</b>	<b>527</b>	<b>14.2</b>	<b>46</b>	<b>6</b>

## GRONKOWSKI'S CAREER GAME-BY-GAME

Year	Opponent	P/S	No	Yds	Avg	Lg	TD
2010	Opponent	P/S	No	Yds	Avg	Lg	TD
09/12	Cincinnati	S	1	1	1.0	1t	1
09/19	at N.Y. Jets	p	1	14	14.0	14	0
09/26	Buffalo	p	3	43	14.3	21	1
10/04	at Miami	S	1	4	4.0	4	0
10/17	Baltimore	S	1	24	24.0	24	0
10/24	at San Diego	S	2	10	5.0	9	1
10/31	Minnesota	p	1	5	5.0	5	0
11/07	at Cleveland	S	4	47	11.8	22	0
11/14	at Pittsburgh	S	5	72	14.4	25t	3
11/21	Indianapolis	S	1	25	25.0	25	0
11/25	at Detroit	S	5	65	13.0	26	0
12/06	N.Y. Jets	p	1	12	12.0	12	0
12/12	at Chicago	p	5	43	8.6	15	1
12/19	Green Bay	S	1	25	25.0	25	0
12/26	at Buffalo	S	4	54	13.5	23	2
01/02	Miami	S	6	102	17.0	28	1
<b>2010 Totals</b>	<b>16/11</b>	<b>42</b>	<b>546</b>	<b>13.0</b>	<b>28</b>	<b>10</b>	
01/16	N.Y. Jets	S	4	65	16.3	37	0
<b>2010 Postseason</b>	<b>1/1</b>	<b>4</b>	<b>65</b>	<b>16.3</b>	<b>37</b>	<b>0</b>	
<b>2011</b>	<b>Opponent</b>	<b>P/S</b>	<b>No</b>	<b>Yds</b>	<b>Avg</b>	<b>Lg</b>	<b>TD</b>
09/12	at Miami	S	6	86	14.3	23	1
09/18	San Diego	S	4	86	21.5	30	2
09/25	at Buffalo	S	7	109	15.6	29	2
10/02	at Oakland	S	1	15	15.0	15	0
10/09	N.Y. Jets	S	4	31	7.8	17	0
10/16	Dallas	S	7	74	10.6	20	0
10/30	at Pittsburgh	S	7	94	13.4	23	0
11/06	N.Y. Giants	S	8	101	12.6	27	1
11/13	at N.Y. Jets	S	8	113	14.1	23	2
11/21	Kansas City	S	4	96	24.0	52t	2
11/27	at Philadelphia	S	4	59	14.8	24t	1
12/04	Indianapolis	S	5	64	12.8	21t	2
12/11	at Washington	S	6	160	26.7	50	2
12/18	at Denver	S	4	53	13.3	38	0
12/24	Miami	S	7	78	11.1	22	0
01/01	Buffalo	S	8	108	13.5	22	2
<b>2011 Totals</b>	<b>16/16</b>	<b>90</b>	<b>1,327</b>	<b>14.7</b>	<b>52t</b>	<b>17</b>	
01/14	Denver	S	10	145	14.5	28	3
01/22	Baltimore	S	5	87	17.4	23	0
02/05	N.Y. Giants	S	2	26	13.0	20	0
<b>2011 Postseason</b>	<b>3/3</b>	<b>17</b>	<b>258</b>	<b>15.2</b>	<b>28</b>	<b>3</b>	
<b>2012</b>	<b>Opponent</b>	<b>P/S</b>	<b>No</b>	<b>Yds</b>	<b>Avg</b>	<b>Lg</b>	<b>TD</b>
09/09	at Tennessee	S	6	60	10.0	28	1
09/16	Arizona	S	6	75	12.5	22	1
09/23	at Baltimore	S	2	21	10.5	12	0
09/30	at Buffalo	S	5	104	20.8	41	1
10/07	Denver	S	4	35	8.8	13	0
10/14	at Seattle	S	6	61	10.2	20	0
10/21	N.Y. Jets	S	6	78	13.0	19	2
10/28	at St. Louis	S	8	146	18.3	32	2
11/11	Buffalo	S	3	31	10.3	24	1
11/18	Indianapolis	S	7	137	19.6	36	2
11/22	at N.Y. Jets	Inactive					
12/02	at Miami	Inactive					
12/10	Houston	Inactive					
12/16	San Francisco	Inactive					
12/23	at Jacksonville	Inactive					
12/30	Miami	S	2	42	21.0	23t	1
<b>2012 Regular Season</b>	<b>11/11</b>	<b>55</b>	<b>790</b>	<b>14.4</b>	<b>41</b>	<b>11</b>	
01/13	Houston	S	0	0	0.0	0	0
01/20	Baltimore	Placed on injured reserve					
<b>2012 Postseason</b>	<b>1/1</b>	<b>0</b>	<b>0</b>	<b>0.0</b>	<b>0</b>	<b>0</b>	
<b>2013</b>	<b>Opponent</b>	<b>P/S</b>	<b>No</b>	<b>Yds</b>	<b>Avg</b>	<b>Lg</b>	<b>TD</b>
09/08	at Buffalo	Inactive					
09/12	N.Y. Jets	Inactive					
09/22	Tampa Bay	Inactive					
09/29	at Atlanta	Inactive					
10/06	at Cincinnati	Inactive					
10/13	New Orleans	Inactive					
10/20	at N.Y. Jets	S	8	114	14.3	30	0
10/27	Miami	p	2	27	13.5	23	0
11/03	Pittsburgh	S	9	143	15.9	34	1
11/18	at Carolina	S	5	59	11.8	23	1
11/24	Denver	S	7	90	12.9	33	1
12/01	at Houston	S	6	127	21.2	50	1
12/08	Cleveland	S	2	32	16.0	21	0
12/15	at Miami	Placed on Injured Reserve					
<b>2013 Totals</b>	<b>7/6</b>	<b>39</b>	<b>592</b>	<b>15.2</b>	<b>50</b>	<b>4</b>	



# DURON HARMON



# 30

HT: 6-1 WT: 205

Born: 1/24/1991 Exp. (NFL/Patriots): 2/2  
GP/GS (Playoffs): 31/3 (5/0) Acq: D3b-13 (91st)

College: Rutgers Hometown: Magnolia, Del.

SUPER BOWLS:

**D E F E N S I V E   B A C K**



## CAREER TRANSACTIONS

Duron Harmon was drafted by the New England Patriots in the third round (91st overall) of the 2013 NFL Draft.

## SEASONAL REVIEWS

### 2014 (16/0, 3/0)

★ Played eight defensive snaps as a substitute defensive back in the Super Bowl XLIX win vs. Seattle (2/1/15).

★ Contributed on special teams and as a reserve defensive back in the AFC Championship win vs. Indianapolis (1/18/15).

★ Intercepted a Joe Flacco pass in the end zone with 1:39 left to preserve the Patriots 35-31 lead and ultimately clinch the AFC Divisional win vs. Baltimore (1/10/15). It was his first career postseason interception.

★ Posted one tackle vs. Buffalo (12/28).

★ Posted one tackle in the win at N.Y. Jets (12/21).

★ Recorded his first interception of the season when he picked off Ryan Tannehill and returned it 60 yards to the Dolphins 8-yard line in the second quarter of the win vs. Miami (12/14).

★ Rotated in at safety and posted one tackle in the win at San Diego (12/7).

★ Played as part of the dime package and also posted one special teams tackle in the win at Indianapolis (11/16).

★ Played as part of the dime package in the win at Buffalo (10/12), posting three tackles.

★ Recovered a fourth-quarter fumble forced by Kyle Arrington in the win vs. Cincinnati (10/5), setting up a Patriots field goal drive.

★ Played primarily on special teams and saw some action at safety in the first four games of the season, posting four tackles.

### 2013 (15/3, 2/0)

★ Played in 15 regular-season games and made three starts, registering 30 tackles, two interceptions and four passes defended.

★ Appeared as a reserve in both playoff contests.

★ Was inactive at Buffalo (9/8).

★ Played in his first NFL game, appearing mainly on special teams vs. N.Y. Jets (9/12). Also registered his first career tackle on defense.

★ Intercepted his first career pass vs. Miami (10/27) late in the fourth quarter to help seal the win for New England.

## EXTRA POINTS

★ Defensive backs Logan Ryan and Duron Harmon are used to learning a new system together. Ryan and Harmon began their college football careers together as members of the same recruiting class at Rutgers University and developed a close friendship during their four years in Piscataway, N.J. As fate would have it, Ryan and Harmon would begin their NFL journeys together as well, when the Patriots selected the two defensive backs just eight picks apart in the third round of the 2013 NFL Draft. Reunited once again, the former Scarlet Knights are excited and eager to make their mark, just as they did four years ago at Rutgers.

"We talked before the draft and said how good it would be to play on the same team again, and for it to happen again, it's exciting and it's a blessing," Harmon told *The Boston Globe*. "It's great [we're contributing], because at the end of the day you want to play, and to contribute to a team like this, it's fun."

★ Came on in relief of Steve Gregory at safety vs. Pittsburgh (11/3) after Gregory left in the third quarter with a thumb injury and did not return. Made four tackles and intercepted a pass for the second straight game, returning the pick 42 yards that led to a Patriots touchdown two plays later.

★ Made his first career start in place of injured Steve Gregory at safety at Carolina (11/18).

★ Started his second consecutive game at safety vs. Denver (11/24) and compiled a career-high 11 tackles.

★ Started the regular-season finale vs. Buffalo (12/29) in place of injured Devin McCourty and made three tackles.

## COLLEGE

★ Earned All-Big-East First Team honors as a junior and senior.

★ Started 27-of-50 games in his college career.

## PERSONAL

★ Born Jan. 24, 1991.

★ Majored in labor studies at Rutgers.

★ 2008 Gatorade State Player of the Year in Delaware.



## HARMON'S CAREER GAME-BY-GAME

2013	Opponent	P/S	TT	UT	A	S	Yds	Int	Yds	PD	FF	FR	SpT
09/08	at Buffalo												
09/12	N.Y. Jets	p	1	1	0	-	-	-	-	-	-	-	-
09/22	Tampa Bay	p	1	0	1	-	-	-	-	-	-	-	-
09/29	at Atlanta	p	0	0	0	-	-	-	-	-	-	-	-
10/06	at Cincinnati	p	1	0	1	-	-	-	-	-	-	-	-
10/13	New Orleans	p	1	1	0	-	-	-	-	-	-	-	-
10/20	at N.Y. Jets	p	1	1	0	-	-	-	1	-	-	-	-
10/27	Miami	p	0	0	0	-	1	2	1	-	-	-	-
11/03	Pittsburgh	p	4	3	1	-	1	42	1	-	-	-	-
11/18	at Carolina	S	3	2	1	-	-	-	-	-	-	-	-
11/24	Denver	S	11	8	3	-	-	-	-	-	-	-	-
12/01	at Houston	p	2	2	0	-	-	-	-	-	-	-	-
12/08	Cleveland	p	0	0	0	-	-	-	-	-	-	-	-
12/15	at Miami	p	0	0	0	-	-	-	-	-	-	-	-
12/22	at Baltimore	p	2	2	0	-	-	-	-	-	-	1	-
12/29	Buffalo	S	3	3	0	-	-	-	-	-	-	-	-
<b>2013 Totals</b>													
			<b>15/3</b>	<b>30</b>	<b>23</b>	<b>7</b>	<b>0.0</b>	<b>0.0</b>	<b>2</b>	<b>44</b>	<b>4</b>	<b>0</b>	<b>0</b>
01/11	Indianapolis	p	0	0	0	-	-	-	-	-	-	-	-
01/19	at Denver	p	0	0	0	-	-	-	-	-	-	-	-
<b>2013 Postseason</b>													
			<b>2/0</b>	<b>0</b>	<b>0</b>	<b>0</b>	<b>0.0</b>	<b>0.0</b>	<b>0</b>	<b>0</b>	<b>0</b>	<b>0</b>	<b>0</b>

## DURON HARMON

Pos: DB Ht: 6-1 Wt: 205 Year: 2nd Acq: D3b-13 (91st) College: Rutgers Born: 1/24/91

REGULAR SEASON			TACKLES					INTERCEPTIONS					MISCELLANEOUS						
Year	Team	G/S	TT	UT	A	S	Yds	No	Yds	Avg	Lg	TD	PD	FF	FR	Yds	TD	SpT	
2013	Patriots	15/3	30	23	7	0.0	0.0	2	44	22.0	42	0	4	0	0	0	0	0	
2014	Patriots	16/0	12	8	4	0.0	0.0	1	60	60.0	60	0	1	0	1	0	0	1	
<b>Totals - 2 Years</b>			<b>31/3</b>	<b>42</b>	<b>31</b>	<b>11</b>	<b>0.0</b>	<b>0.0</b>	<b>3</b>	<b>104</b>	<b>34.7</b>	<b>60</b>	<b>0</b>	<b>5</b>	<b>0</b>	<b>1</b>	<b>0</b>	<b>0</b>	<b>1</b>
POSTSEASON			TACKLES					INTERCEPTIONS					MISCELLANEOUS						
Year	Team	G/S	TT	UT	A	S	Yds	No	Yds	Avg	Lg	TD	PD	FF	FR	Yds	TD	SpT	
2013	Patriots	2/0	0	0	0	0.0	0.0	0	0	0.0	0	0	0	0	0	0	0	0	
2014	Patriots	3/0	1	1	0	0.0	0.0	1	0	0.0	0	0	1	0	0	0	0	0	
<b>Totals - 1 Year</b>			<b>5/0</b>	<b>1</b>	<b>1</b>	<b>0</b>	<b>0.0</b>	<b>0.0</b>	<b>1</b>	<b>0</b>	<b>0.0</b>	<b>0</b>	<b>0</b>	<b>1</b>	<b>0</b>	<b>0</b>	<b>0</b>	<b>0</b>	<b>0</b>



# DONT'A HIGHTOWER



# 54

HT: 6-3 WT: 270

Born: 3/12/1990 Exp. (NFL/Patriots): 3/3

GP/GS (Playoffs): 42/39 (7/7) Acq: D1b-12 (25th)

College: Alabama Hometown: Lewisburg, Tenn.

SUPER BOWLS:

## LINEBACKER



**PRONOUNCED** don-TAY

### CAREER TRANSACTIONS

Dont'a Hightower was drafted by the New England Patriots in the first round (25th overall) of the 2012 NFL Draft.

### SEASONAL REVIEWS

#### 2014 (12/12, 3/3)

★ Started at linebacker and played every defensive snap in the Super Bowl XLIX win vs. Seattle (2/1/15), finishing with five tackles. Tackled Marshawn Lynch at the one-yard line with one minute left to play in the game, preventing a go-ahead touchdown. Malcolm Butler intercepted Russell Wilson on the next play to seal the Patriots' 28-24 win.

★ Started at linebacker and posted three tackles in the AFC Championship win vs. Indianapolis (1/18/15).

★ Started at linebacker and posted eight tackles, including two for losses, in the AFC Divisional win vs. Baltimore (1/10/15).

★ Inactive vs. Buffalo (12/28) due to injury.

★ Started at linebacker, played every defensive snap and led the team with 11 tackles and one sack for a 10-yard loss in the win at N.Y. Jets (12/21).

★ Returned from injury to start at linebacker and play every defensive snap in the win vs. Miami (12/14), finishing with eight tackles, a half-sack, two quarterback hits and his first career forced fumble.

★ Inactive at San Diego (12/7) due to injury.

★ Started at linebacker and posted 10 tackles, including three for losses, and one sack for a loss of nine yards at Green Bay (11/30). He now has 4.5 sacks on the season, a new career high.

★ Started at linebacker and led the team with nine tackles in the win vs. Detroit (11/23).

★ Started at linebacker and posted five tackles, two quarterback hits and one pass defended in the win at Indianapolis (11/16).

★ Started at linebacker and played every defensive snap in the win vs. Denver (11/2), finishing with six tackles.

★ Started at linebacker and recorded eight tackles and a half-sack in the win vs. Chicago (10/26).

★ Returned from injury to start at linebacker and play every defensive snap in the win vs. N.Y. Jets (10/16), finishing with a game-high-tying 13 tackles and one sack.

★ Inactive vs. Cincinnati (10/5) and at Buffalo (10/12) due to injury.

★ Started at linebacker and posted four tackles at Kansas City (9/29).

★ Started at linebacker and played all 60 defensive snaps in the win vs. Oakland (9/21), finishing with eight tackles.

### EXTRA POINTS

★ Hightower first drew recognition his sophomore year of high school when the team's starting running back quit the team. In the last four games of the season, he rushed for over 1,000 yards and seven touchdowns. After growing to 6'2" prior to his junior year, Hightower was moved to linebacker and tight end. He collected 98 tackles, two sacks, and seven forced fumbles, while at TE, he caught 18 passes for 253 yards and four touchdowns. Having grown to 6'3" as a senior, Hightower again switched positions, playing defensive end. After recording 168 tackles (14 for loss), five forced fumbles, five interceptions and four fumble recoveries, he was named 3A Mr. Football Lineman of the Year and Defensive Most Valuable Player in 2007.

★ Recorded his first career two-sack game in the win at Minnesota (9/14), taking down Matt Cassel twice for a loss of 22 yards. Also posted eight solo tackles.

★ Started in the season opener at Miami (9/7) and recorded two tackles.

#### 2013 (16/14, 2/2)

★ Played in all 16 regular-season games with 14 starts and led the team with 137 tackles, one sack and three passes defended.

★ Finished first on the team with seven double-digit tackle performances.

★ Started both playoff games and compiled 16 tackles and his first career interception.

★ Took over defensive play-calling duties after Jerod Mayo was placed on injured reserve.

★ Registered a career-high 16 tackles at N.Y. Jets (10/20).

★ Posted 10 stops vs. Miami (10/27). Also registered his first sack of the season, a 9-yard loss on third down that led to a missed field goal.

★ Achieved double-digit tackle totals for the fifth time, with 14 tackles vs. Cleveland (12/8). Eclipsed 100 tackles on the season for the first time.

★ Posted six tackles at Baltimore (12/22) and defended a first quarter pass that was intercepted by teammate Logan Ryan and led to a Patriots touchdown.

★ Led the defense with eight tackles and made his first career interception in the Divisional Playoff vs. Indianapolis (1/11).

**2012 (14/13, 2/2)**

- ★ Earned the starting linebacker job out of training camp and went on to appear in 14 games with 13 starts, compiling 75 tackles, four sacks, three passes defended and two fumble recoveries - one of which he returned for a touchdown in his first NFL game at Tennessee (9/9).
- ★ Started both playoff games and accumulated six tackles.
- ★ Was inactive due to injury at Seattle (10/14) and vs. Denver (10/7).
- ★ Tallied a career-high 10 tackles and defended one pass vs. San Francisco (12/16).
- ★ Compiled seven tackles and a key third-down sack in the fourth quarter of the win at Jacksonville (12/23).
- ★ Finished with four tackles and a key third-quarter fumble recovery on the Patriots' goal line to preserve the shutout in the win vs. Miami (12/30).

**COLLEGE**

- ★ Was one of two true freshmen to start for the Crimson Tide in 2008 and earned Freshman All-America honors, as he finished fourth on the team with 64 tackles (26 solos) with 2½ stops for loss, a pair of fumble recoveries and one forced fumble.
- ★ Granted a medical redshirt in 2009 after being limited to just four games due to a knee injury.
- ★ Hightower started 42-of-44 games at Alabama - 26 at weak-side linebacker and 16 at middle linebacker.
- ★ Recorded 234 tackles (101 solos), including five sacks for minus 30 yards, 21 stops for losses of 67 yards and 25 quarterback pressures. Also had a pair of forced fumbles, two fumble recoveries, seven pass deflections, a 29-yard interception return and a blocked kick.
- ★ A finalist for the Chuck Bednarik, Butkus and Lombardi Awards, Hightower was a consensus All-America and unanimous All-SEC first-team selection in 2011.

**PERSONAL**

- ★ Born Qualin Dont'a Hightower on March 12, 1990.
- ★ Majored in general studies at Alabama.



<b>DONT'A HIGHTOWER</b>																			
Pos: LB Ht: 6-3 Wt: 270 Year: 3rd Acq: D1b-12 (25th) College: Alabama Born: 3/12/90																			
REGULAR SEASON		TACKLES							INTERCEPTIONS					MISCELLANEOUS					
Year	Team	G/S	TT	UT	A	S	Yds	No	Yds	Avg	Lg	TD	PD	FF	FR	Yds	TD	SpT	
2012	Patriots	14/13	75	51	24	4.0	21.0	0	0	0.0	0	0	3	0	2	6	1	0	
2013	Patriots	16/14	137	85	52	1.0	9.0	0	0	0.0	0	0	3	0	0	0	0	0	
2014	Patriots	12/12	92	69	23	6.0	50.5	0	0	0.0	0	0	2	1	0	0	0	0	
<b>Totals - 3 Years</b>		<b>42/39</b>	<b>304</b>	<b>205</b>	<b>99</b>	<b>11.0</b>	<b>80.5</b>	<b>0</b>	<b>0</b>	<b>0.0</b>	<b>0</b>	<b>0</b>	<b>8</b>	<b>1</b>	<b>2</b>	<b>6</b>	<b>1</b>	<b>0</b>	
<b>Additional Statistics:</b> 6-yard fumble return for TD at Tennessee (9/9/12).																			
POSTSEASON		TACKLES							INTERCEPTIONS					MISCELLANEOUS					
Year	Team	G/S	TT	UT	A	S	Yds	No	Yds	Avg	Lg	TD	PD	FF	FR	Yds	TD	SpT	
2012	Patriots	2/2	6	4	2	0.0	0.0	0	0	0.0	0	0	0	0	0	0	0	0	
2013	Patriots	2/2	16	10	6	0.0	0.0	1	3	3.0	3	0	1	0	0	0	0	0	
2014	Patriots	3/3	16	10	6	0.0	0.0	0	0	0.0	0	0	0	0	0	0	0	0	
<b>Totals - 3 Years</b>		<b>7/7</b>	<b>38</b>	<b>24</b>	<b>14</b>	<b>0.0</b>	<b>0.0</b>	<b>1</b>	<b>3</b>	<b>3.0</b>	<b>3</b>	<b>0</b>	<b>1</b>	<b>0</b>	<b>0</b>	<b>0</b>	<b>0</b>	<b>0</b>	

<b>HIGHTOWER'S CAREER GAME-BY-GAME</b>																											
2012	Opponent	P/S	TT	UT	A	S	Yds	Int	Yds	PD	FF	FR	SpT	2013	Opponent	P/S	TT	UT	A	S	Yds	Int	Yds	PD	FF	FR	SpT
09/09	at Tennessee	S	5	5	0	-	-	-	-	-	-	-	1	09/08	at Buffalo	p	4	3	1	-	-	-	-	-	-	-	
09/16	Arizona	S	8	5	3	-	-	-	-	-	-	-	-	09/12	N.Y. Jets	S	10	7	3	-	-	-	-	-	-	-	
09/23	at Baltimore	S	6	5	1	-	-	-	-	-	-	-	-	09/22	Tampa Bay	S	5	3	2	-	-	-	-	-	-	-	
09/30	at Buffalo	S	2	2	0	1.0	0.0	-	-	-	-	-	-	09/29	at Atlanta	S	11	5	6	-	-	-	-	-	-	-	
10/07	Denver							Inactive						10/06	at Cincinnati	S	7	2	5	-	-	-	-	-	-	-	
10/14	at Seattle							Inactive						10/13	New Orleans	p	0	0	0	-	-	-	-	-	-		
10/21	N.Y. Jets	p	9	6	3	1.0	10.0	-	-	-	-	-	-	10/20	at N.Y. Jets	S	16	10	6	-	-	-	-	-	-		
10/28	at St. Louis	S	4	1	3	-	-	-	-	-	-	-	-	10/27	Miami	S	12	7	5	1.0	9.0	-	-	-	-		
11/11	Buffalo	S	5	3	2	-	-	-	-	-	-	-	-	11/03	Pittsburgh	S	4	4	0	-	-	-	-	1	-		
11/18	Indianapolis	S	2	1	1	-	-	-	1	-	-	-	-	11/18	at Carolina	S	5	3	2	-	-	-	-	-	-		
11/22	at N.Y. Jets	S	4	3	1	1.0	6.0	-	-	-	-	-	-	11/24	Denver	S	9	5	4	-	-	-	-	-			
12/02	at Miami	S	2	1	1	-	-	-	-	-	-	-	-	12/01	at Houston	S	7	5	2	-	-	-	-	1	-		
12/10	Houston	S	7	5	2	-	-	-	-	-	-	-	-	12/08	Cleveland	S	14	10	4	-	-	-	-	-			
12/16	San Francisco	S	10	7	3	-	-	-	1	-	-	-	-	12/15	at Miami	S	13	9	4	-	-	-	-	-			
12/23	at Jacksonville	S	7	5	2	1.0	5.0	-	1	-	-	-	-	12/22	at Baltimore	S	13	7	6	-	-	-	-	1	-		
12/30	Miami	S	4	2	2	-	-	-	-	-	-	-	-	12/29	Buffalo	S	7	5	2	-	-	-	-	-			
<b>2012 Totals</b>		<b>14/13</b>	<b>75</b>	<b>51</b>	<b>24</b>	<b>4.0</b>	<b>21.0</b>	<b>0</b>	<b>0</b>	<b>3</b>	<b>0</b>	<b>2</b>	<b>0</b>	<b>2013 Totals</b>		<b>16/14</b>	<b>137</b>	<b>85</b>	<b>52</b>	<b>1.0</b>	<b>9.0</b>	<b>0</b>	<b>0</b>	<b>3</b>	<b>0</b>	<b>0</b>	
01/13	Houston	S	3	2	1	-	-	-	-	-	-	-	-	01/11	Indianapolis	S	8	3	5	-	-	1	3	1	-	-	
01/20	Baltimore	S	3	2	1	-	-	-	-	-	-	-	-	01/19	at Denver	S	8	7	1	-	-	-	-	-			
<b>2012 Postseason</b>		<b>6</b>	<b>4</b>	<b>2</b>	<b>0.0</b>	<b>0.0</b>	<b>0</b>	<b>0</b>	<b>0</b>	<b>0</b>	<b>0</b>	<b>0</b>	<b>0</b>	<b>2013 Postseason</b>		<b>2/2</b>	<b>16</b>	<b>10</b>	<b>6</b>	<b>0.0</b>	<b>0.0</b>	<b>1</b>	<b>3</b>	<b>1</b>	<b>0</b>	<b>0</b>	



# MICHAEL HOOMANAWANUI



# 47

HT: 6-4 WT: 260  
Born: 7/4/1988 Exp. (NFL/Patriots): 5/3  
GP/GS (Playoffs): 59/39 (7/5) Acq: FA-12  
College: Illinois Hometown: Bloomington, Ill.

SUPER BOWLS:

## TIGHT END

**PRONOUNCED HO-oh-mah-nah-wah-noo-wee**

### CAREER TRANSACTIONS

Michael Hoomanawanui was re-signed by the New England Patriots as an unrestricted free agent on March 12, 2014 ... Originally drafted by St. Louis in the fifth round (132nd overall) of the 2010 NFL Draft ... Released by St. Louis (9/2/12) ... Signed by New England as a free agent (9/5/12) ... Re-signed by New England as an unrestricted free agent (4/15/13).

### SEASONAL REVIEWS

#### 2014 (16/12, 3/2)

- ★ Started at tight end and caught one pass for four yards in the Super Bowl XLIX win vs. Seattle (2/1/15).
- ★ Started at tight end and caught one pass for six yards in the AFC Championship win vs. Indianapolis (1/18/15).
- ★ Posted four receptions for 43 yards in the AFC Divisional win vs. Baltimore (1/10/15).
- ★ Started at tight end vs. Miami (12/14), at N.Y. Jets (12/21) and vs. Buffalo (12/28).
- ★ Caught one pass for 23 yards at Green Bay (11/30), his longest reception since 2012.
- ★ Started at tight end in the wins vs. N.Y. Jets (10/16), vs. Chicago (10/26), vs. Denver (11/2), at Indianapolis (11/16) and at San Diego (12/7).
- ★ Started at tight end and caught one pass for 15 yards in the win at Buffalo (10/12).
- ★ Started at tight end and played a significant role as a blocker in the win vs. Cincinnati (10/5).
- ★ Played a significant role as a blocking tight end in the win vs. Oakland (9/21) and at Kansas City (9/29).
- ★ Started at tight end in the first two games of the season and made his first catch of the year (for six yards) in the win at Minnesota (9/14).

#### 2013 (13/10, 2/2)

- ★ Played in 13 games with 10 starts and caught 12 passes for 136 yards and a touchdown.
- ★ Started both playoff contests and caught three passes for 39 yards.
- ★ Was inactive due to injury vs. Denver (11/24), at Houston (12/1) and vs. Cleveland (12/8).
- ★ Had a career-high 57 receiving yards on four receptions vs. New Orleans (10/13). His 19-yard gain to convert a third-and-18 in the second quarter was his longest gain of the season.
- ★ Caught one pass for two yards at Carolina (11/18) before leaving in the first half with an injury and did not return.

### EXTRA POINTS

★ Hoomanawanui is a Hawaiian word which means, 'to be patient.'

★ Returned after missing three games due to injury and scored his first touchdown as a Patriot at Miami (12/15) - a 13-yard one-handed catch in the back of the end zone.

★ Started in the Divisional Playoff vs. Indianapolis (1/11) and caught his first career postseason pass for 6 yards.

#### 2012 (14/6, 2/0)

- ★ Played in 14 games with six starts, finishing the year with five receptions for 109 yards. Also appeared in the backfield at fullback in short yardage situations.
- ★ Went to training camp with St. Louis but was released and was signed by New England at the end of the preseason.
- ★ Played in both playoff games, starting the AFC Championship Game vs. Baltimore (1/20).
- ★ Made his first start in a Patriots uniform in a three tight end set and caught one pass for four yards at Baltimore (9/23).
- ★ Was inactive due to injury at Seattle (10/14) and vs. Denver (10/7).
- ★ Started and caught one pass for a career-long 41 yards to help set up a Patriots touchdown in the loss vs. San Francisco (12/16).

#### 2011 (8/8 - St. Louis)

- ★ Started eight games and recorded seven catches for 146 yards and three touchdowns.
- ★ Limited to just eight games due to various injuries throughout the year.

#### 2010 (8/3 - St. Louis)

- ★ Played in eight games with three starts and recorded 13 catches for 146 yards and three touchdowns.
- ★ Limited to just eight games as a rookie due to various injuries throughout the year.
- ★ Made his NFL debut vs. Arizona (9/12).
- ★ Posted then career-highs in catches (4) and yards (44) yards vs. Atlanta (11/21).
- ★ Caught touchdown passes at Tampa Bay (10/24), vs. Atlanta (11/21) and at Denver (11/28).

## COLLEGE

- ★ Played in 38 games at Illinois, catching 40 passes for 490 yards and four touchdowns.
- ★ Named a 2009 Mackey Award Candidate.

## PERSONAL

- ★ Named first-team all-state at tight end at Central Catholic High School (Bloomington, Ill.).
- ★ Father, Isy, played football at Illinois State.
- ★ Majored in sport management at Illinois.
- ★ Married to wife, Cari.

## MICHAEL HOOMANAWANUI

Pos: TE Ht: 6-4 Wt: 260 Year: 5th Acq: FA-12 College: Illinois Born: 7/4/88

REGULAR SEASON			RECEIVING			RUSHING	
Year	Team	G/S	Rec	Yds	Avg	Lg	TD
2010	Rams	8/3	13	146	11.2	36t	3
2011	Rams	8/8	7	83	11.9	27	0
2012	Patriots	14/6	5	109	21.8	41	0
2013	Patriots	13/10	12	136	11.3	19	1
2014	Patriots	16/12	3	44	14.7	23	0
<b>Totals – 5 Years</b>		<b>59/39</b>	<b>40</b>	<b>518</b>	<b>13.0</b>	<b>41</b>	<b>4</b>
POSTSEASON			RECEIVING				
Year	Team	G/S	Rec	Yds	Avg	Lg	TD
2012	Patriots	2/1	0	0	0.0	0	0
2013	Patriots	2/2	3	39	13.0	18	0
2014	Patriots	3/2	6	53	8.8	16	0
<b>Totals – 3 Years</b>		<b>7/5</b>	<b>9</b>	<b>92</b>	<b>10.2</b>	<b>18</b>	<b>0</b>

## HOOMANAWANUI'S CAREER GAME-BY-GAME

Year	Opponent	P/S	No	Yds	Avg	Lg	TD
2010	Arizona	p	1	8	8.0	8	0
09/19	at Oakland		Inactive				
09/26	Washington		Inactive				
10/03	Seattle		Inactive				
10/10	at Detroit		Inactive				
10/17	San Diego	p	1	5	5.0	5	0
10/24	at Tampa Bay	p	2	12	6.0	10	1
10/31	Carolina	s	2	19	9.5	15	0
11/14	at San Francisco	p	2	20	8.0	16	0
11/21	Atlanta	s	4	46	11.5	25t	1
11/28	Denver	s	1	36	36.0	36t	1
12/05	Arizona		Inactive				
12/12	at New Orleans		Inactive				
12/19	Kansas City		Inactive				
12/26	San Francisco		Inactive				
01/02	at Seattle	p	0	0	0.0	0	0
<b>2010 Totals</b>		<b>8/3</b>	<b>13</b>	<b>146</b>	<b>11.2</b>	<b>36t</b>	<b>3</b>
Year	Opponent	P/S	No	Yds	Avg	Lg	TD
2011	Philadelphia		Inactive				
09/19	at N.Y. Giants	s	1	8	8.0	8	0
09/25	Baltimore	s	1	10	10.0	10	0
10/02	Washington	s	-	-	-	-	-
10/16	at Green Bay	s	-	-	-	-	-
10/23	Dallas	s	3	44	14.7	27	0
10/30	New Orleans	s	-	-	-	-	-
11/06	at Arizona	s	-	-	-	-	-
11/13	at Cleveland	s	2	21	10.5	15	0
11/20	Seattle		Placed on Injured Reserve 11/14/11				
<b>2011 Totals</b>		<b>8/8</b>	<b>7</b>	<b>83</b>	<b>11.9</b>	<b>27</b>	<b>0</b>
Year	Opponent	P/S	No	Yds	Avg	Lg	TD
2012	Tennessee	p	-	-	-	-	-
09/16	Arizona	p	-	-	-	-	-
09/23	at Baltimore	s	1	4	4.0	4	0
09/30	at Buffalo	s	-	-	-	-	-
10/07	Denver		Inactive				
10/14	at Seattle		Inactive				
10/21	N.Y. Jets	p	-	-	-	-	-
10/28	at St. Louis	p	1	18	18.0	18	0
11/11	Buffalo	s	-	-	-	-	-
11/18	Indianapolis	p	-	-	-	-	-
11/22	at N.Y. Jets	p	-	-	-	-	-
12/02	at Miami	p	-	-	-	-	-
12/10	Houston	s	-	-	-	-	-
12/16	San Francisco	s	1	41	41.0	41	0
12/23	at Jacksonville	s	2	46	23.0	32	0
12/30	Miami	p	-	-	-	-	-
<b>2012 Totals</b>		<b>14/6</b>	<b>5</b>	<b>109</b>	<b>21.8</b>	<b>41</b>	<b>0</b>
01/13	Houston	p	-	-	-	-	-
01/20	Baltimore	s	-	-	-	-	-
<b>2012 Postseason</b>		<b>2/1</b>	<b>0</b>	<b>0</b>	<b>0.0</b>	<b>0</b>	<b>0</b>
Year	Opponent	P/S	No	Yds	Avg	Lg	TD
2013	Buffalo	s	1	5	5.0	5	0
09/12	N.Y. Jets	s	-	-	-	-	-
09/22	Tampa Bay	p	2	31	15.5	16	0
09/29	at Atlanta	s	-	-	-	-	-
10/06	at Cincinnati	s	1	2	2.0	2	0
10/13	New Orleans	s	4	57	14.3	19	0
10/20	at N.Y. Jets	p	-	-	-	-	-
10/27	Miami	s	-	-	-	-	-
11/03	Pittsburgh	s	1	17	17.0	17	0
11/18	at Carolina	s	1	2	2.0	2	0
11/24	Denver		Inactive				
12/01	at Houston		Inactive				
12/08	Cleveland		Inactive				
12/15	at Miami	p	1	13	13.0	13t	1
12/22	at Baltimore	s	1	9	9.0	9	0
12/29	Buffalo	s	-	-	-	-	-
<b>2013 Totals</b>		<b>13/10</b>	<b>12</b>	<b>136</b>	<b>11.3</b>	<b>19</b>	<b>1</b>
01/11	Indianapolis	s	1	6	6.0	6	0
01/19	at Denver	s	2	33	16.5	18	0
<b>Postseason Totals</b>		<b>2/2</b>	<b>3</b>	<b>39</b>	<b>13.0</b>	<b>18</b>	<b>0</b>





# CHANDLER JONES



# 95

HT: 6-5 WT: 265  
 Born: 2/27/1990 Exp. (NFL/Patriots): 3/3  
 GP/GS (Playoffs): 40/37 (7/6) Acq: D1a (21st)-12  
 College: Syracuse Hometown: Endicott, N.Y.

SUPER BOWLS:

**D E F E N S I V E   E N D**



## CAREER TRANSACTIONS

Chandler Jones was drafted by the New England Patriots in the first round (21st overall) of the 2012 NFL Draft.

## SEASONAL REVIEWS

### 2014 (10/8, 3/3)

- ★ Started and posted three tackles and one sack (-3 yards) in the Super Bowl XLIX win vs. Seattle (2/1/15).
- ★ Started and posted one tackle and two quarterback hits in the AFC Championship win vs. Indianapolis (1/18/15).
- ★ Started and posted four tackles and two quarterback hits in the AFC Divisional win vs. Baltimore (1/10/15).
- ★ Started in the season finale vs. Buffalo (12/28), finishing the game with five tackles.
- ★ Returned to the starting lineup and posted three tackles in the win at N.Y. Jets (12/21).
- ★ Returned from injury and recorded seven tackles, 1½ sacks (-21½ yards), two quarterback hits and a forced fumble in the win vs. Miami (12/14).
- ★ Inactive vs. Chicago (10/26), vs. Denver (11/2), at Indianapolis (11/16), vs. Detroit (11/23), at Green Bay (11/30) and at San Diego (12/7) due to injury.
- ★ Started and posted four tackles and one sack of Geno Smith for a 15-yard loss on third-and-five in the fourth quarter to force a punt in the win vs. N.Y. Jets (10/16).
- ★ Started and played every defensive snap in the win at Buffalo (10/12), posting five tackles to go along with a 2-yard strip sack of Kyle Orton in the second quarter that

## EXTRA POINTS

- ★ Has two brothers, including Arthur, a defensive end for the Indianapolis Colts and former fifth-round NFL Draft selection by the Baltimore Ravens in 2010 out of Syracuse and Jon "Bones" Jones, a UFC fighter.

## HONORS & AWARDS

- 2014**  
AFC Defensive Player of the Week (Wk. 2)
- 2013**  
AFC Defensive Player of the Month (November)
- 2012**  
NFL Rookie of the Month (September)

he also recovered at Buffalo's 26-yard line, setting up a Patriots field goal.

- ★ Was limited due to injury vs. Cincinnati (10/5), but saw action as a situational pass rusher.
- ★ Started and posted three tackles and a half-sack at Kansas City (9/29).
- ★ Started in the home opener vs. Oakland (9/21) and recorded two tackles and two passes defended, both of which came in Patriots territory and helped limit the Raiders to field goals.
- ★ Earned AFC Defensive Player of the Week honors after recording his fifth career two-sack game and blocking a field goal that he returned 58 yards for a touchdown in the win at Minnesota (9/14). The block, which is the second of Jones' career, came in the second quarter on a 48-yard attempt and is the fifth blocked field goal returned for a touchdown in Patriots history and the first since S Patrick Chung blocked a field goal attempt that was returned 35 yards for a touchdown by DB Kyle Arrington at Miami on Oct. 4, 2010.
- ★ Started in the season opener at Miami (9/7) and recorded six tackles.

## PILING UP SACKS

Jones had three two-sack games in 2013 with two vs. Pittsburgh on Nov. 3 and two in both 2013 meetings against the New York Jets. He finished the 2013 season with 11½ sacks on the year. The Patriots have now had a player finish with 10 or more sacks in a season 15 times in team history.

### PATRIOTS 10-PLUS SACK SEASON

Sacks	Player	Year
12.0	Tony McGee	1977
10.0	Bobby Hamilton	1977
11.5	Tony McGee	1978
10.5	Tony McGee	1979
18.5	Andre Tippett	1984
16.5	Andre Tippett	1985
10.0	Garin Veris	1985
11.0	Garin Veris	1986
12.5	Andre Tippett	1987
11.0	Willie McGinest	1995
12.5	Mike Vrabel	2007
10.0	Tully Banta-Cain	2009
10.0	Mark Anderson	2011
10.0	Andre Carter	2011
11.5	Chandler Jones	2013

### 2013 (16/16, 2/2)

- ★ Started all 16 regular-season games and posted 82 tackles, 11½ sacks, one forced fumble, added one fumble recovery for his first career touchdown and blocked a field goal.
- ★ Became the first Patriots player with five-plus sacks in each of his first two seasons since Chris Slade in 1993 (9) and 1994 (9½).
- ★ The 11½ sacks in 2013 were fourth-most in team history, tied for third most in the AFC and seventh overall in the NFL.

- ★ Posted three two-sack games:
  - Week 2 vs. N.Y. Jets
  - Week 7 at N.Y. Jets
  - Week 9 vs. Pittsburgh
- ★ Started both playoff contests and made three tackles.
- ★ Started and registered two sacks for a combined 16 yards vs. N.Y. Jets (9/12).
- ★ Was in on multiple sacks for the second straight game, combining on two ½ sacks for 4½ yards lost vs. Tampa Bay (9/22).
- ★ Had two sacks and a career-high 11 tackles at N.Y. Jets (10/20).
- ★ Blocked a 39-yard field goal attempt vs. Miami (10/27) with 2:51 remaining to help thwart a Dolphins comeback attempt. It was the first blocked field goal since Oct. 4, 2010, also against Miami. Also made seven tackles.
- ★ Compiled six tackles and his third two-sack game of the season vs. Pittsburgh (11/3).
- ★ Named AFC Defensive Player of the Month for November after he registered 16 total tackles and four sacks in the team's three November games to push his season total to 10½ sacks for the year.
- ★ Scored the first touchdown of his career at Baltimore (12/22) after an errant shotgun snap squibbed into the end zone and Jones pounced on the loose ball for the score.

#### 2012 (14/13, 2/1)

- ★ Earned the starting job at right end out of training camp and went on to start 13 of the 14 games he played in, making 48 tackles, six sacks, forced three fumbles and five passes defended.
- ★ Played in both playoff games with one start vs. Houston (1/13) and made two tackles.
- ★ Was inactive due to injury at Miami (12/2) and at N.Y. Jets (11/22).
- ★ Won NFL Rookie of the Month for September after finishing the month with 19 tackles, three sacks and two forced fumbles. Jones' three sacks were the most by a Patriots rookie through the first four games since 1993 (Chris Slade, five). Joined Jerod Mayo (October of 2008) as the only Patriots to be named NFL Defensive Rookie of the Month.

- ★ Sustained an ankle injury in the first quarter of Patriots win vs. Indianapolis (11/18) and did not return.
- ★ Picked up his sixth sack of the year, had four tackles and defended one pass in won at St. Louis (10/28).
- ★ Had a season-high nine tackles and the first two-sack game of his career, including a forced fumble that was recovered by the Patriots at Seattle (10/14).
- ★ Started and registered five tackles vs. Arizona (9/16). Also forced a fumble in the second quarter that was recovered by Tavon Wilson.
- ★ Started at defensive end in his first NFL game and recorded six tackles including a strip-sack fumble that was recovered by Dont'a Hightower and returned for a score in the season-opening win at Tennessee (9/9).

#### COLLEGE

- ★ All-Big East First Team selection as a senior in 2011.
- ★ All-Big East Second Team selection as a junior in 2010.
- ★ Earned three letters.
- ★ Member of the 2010 Spring Athletic Director's Honor Roll.
- ★ Earned Big East Defensive Player of the Week honors after recording six solo tackles, including two sacks for a loss of 19 yards, and broke up a pass vs. West Virginia in his senior season .

#### PERSONAL

- ★ Son of Camille and Arthur Jones.
- ★ Has two brothers, including Arthur, a defensive tackle for the Indianapolis Colts and former teammate at Syracuse, and Jon "Bones" Jones, a UFC fighter.
- ★ Majored in child and family studies in the David B. Falk College of Sport and Human Dynamics at Syracuse.
- ★ Born in Feb. 27, 1990, in Rochester, N.Y.

# CHANDLER JONES

Pos: DE Ht: 6-5 Wt: 265 Year: 3rd Acq: D1a-12 (21st) College: Syracuse Born: 2/27/90

REGULAR SEASON			TACKLES					INTERCEPTIONS					MISCELLANEOUS					
Year	Team	G/S	TT	UT	A	S	Yds	No	Yds	Avg	Lg	TD	PD	FF	FR	Yds	TD	SpT
2012	Patriots	14/13	48	24	24	6.0	33.0	0	0	0.0	0	0	5	3	0	0	0	0
2013	Patriots	16/16	82	58	24	11.5	73.5	0	0	0.0	0	0	0	1	1	0	1	0
2014	Patriots	10/8	43	27	16	6.0	49.5	0	0	0.0	0	0	2	2	1	58	1	0
<b>Totals – 3 Years</b>		<b>40/37</b>	<b>173</b>	<b>109</b>	<b>64</b>	<b>23.5</b>	<b>156.0</b>	<b>0</b>	<b>0</b>	<b>0.0</b>	<b>0</b>	<b>0</b>	<b>7</b>	<b>6</b>	<b>2</b>	<b>58</b>	<b>2</b>	<b>0</b>

**Additional Statistics:** Blocked a field goal vs. Miami (10/27/13) and at Minnesota (9/14/14).

POSTSEASON			TACKLES					INTERCEPTIONS					MISCELLANEOUS					
Year	Team	G/S	TT	UT	A	S	Yds	No	Yds	Avg	Lg	TD	PD	FF	FR	Yds	TD	SpT
2012	Patriots	2/1	2	1	1	0.0	0.0	0	0	0.0	0	0	0	0	0	0	0	0
2013	Patriots	2/2	3	2	1	0.0	0.0	0	0	0.0	0	0	0	0	0	0	0	0
2014	Patriots	3/3	8	7	1	1.0	3.0	0	0	0.0	0	0	0	0	0	0	0	0
<b>Totals – 2 Years</b>		<b>7/6</b>	<b>13</b>	<b>10</b>	<b>3</b>	<b>1.0</b>	<b>3.0</b>	<b>0</b>	<b>0</b>	<b>0.0</b>	<b>0</b>	<b>0</b>	<b>0</b>	<b>0</b>	<b>0</b>	<b>0</b>	<b>0</b>	<b>0</b>

## JONES' CAREER GAME-BY-GAME

2012	Opponent	P/S	TT	UT	A	S	Yds	Int	Yds	PD	FF	FR	SpT	2013	Opponent	P/S	TT	UT	A	S	Yds	Int	Yds	PD	FF	FR	SpT
09/09 at	Tennessee	S	6	4	2	1.0	1.0	-	-	1	-	-	-	09/08 at	Buffalo	S	6	4	2	-	-	-	-	-	-	-	-
09/16	Arizona	S	5	1	4	1.0	0.0	-	-	1	-	-	-	09/12	N.Y. Jets	S	5	3	2	2.0	16.0	-	-	-	-	-	-
09/23 at	Baltimore	S	2	0	2	-	-	-	-	-	-	-	-	09/22	Tampa Bay	S	3	1	2	1.0	4.5	-	-	-	-	-	-
09/30 at	Buffalo	S	6	2	4	1.0	5.0	-	-	-	-	-	-	09/29 at	Atlanta	S	3	3	0	-	-	-	-	-	-	-	-
10/07	Denver	S	1	0	1	-	-	-	-	1	-	-	-	10/06 at	Cincinnati	S	4	3	1	0.5	4.0	-	-	-	-	-	-
10/14 at	Seattle	S	9	7	2	2.0	10.0	-	-	1	-	-	-	10/13	New Orleans	S	8	3	5	1.0	6.0	-	-	-	-	-	-
10/21	N.Y. Jets	S	4	2	2	-	-	-	-	-	-	-	-	10/20 at	N.Y. Jets	S	11	8	3	2.0	15.0	-	-	-	1	-	-
10/28 at	St. Louis	S	4	2	2	1.0	17.0	-	-	1	-	-	-	10/27	Miami	S	7	5	2	-	-	-	-	-	-	-	
11/11	Buffalo	S	2	0	2	-	-	-	-	-	-	-	-	11/03	Pittsburgh	S	6	6	0	2.0	5.0	-	-	-	-	-	-
11/18	Indianapolis	S	0	0	0	-	-	-	-	-	-	-	-	11/18 at	Carolina	S	6	5	1	1.0	5.0	-	-	-	-	-	-
11/22 at	N.Y. Jets				Inactive								-	11/24	Denver	S	4	3	1	1.0	10.0	-	-	-	-	-	
12/02 at	Miami				Inactive								-	12/01 at	Houston	S	4	2	2	-	-	-	-	-	-	-	
12/10	Houston	p	1	1	0	-	-	-	-	1	-	-	-	12/08	Cleveland	S	5	5	0	-	-	-	-	-	-	-	
12/16	San Francisco	S	2	2	0	-	-	-	-	-	-	-	-	12/15 at	Miami	S	2	2	0	1.0	8.0	-	-	-	-	-	
12/23 at	Jacksonville	S	0	0	0	-	-	-	-	-	-	-	-	12/22 at	Baltimore	S	3	1	2	-	-	-	-	-	1	-	
12/30	Miami	S	6	3	3	-	-	-	-	2	-	-	-	12/29	Buffalo	S	5	4	1	-	-	-	-	-	-	-	
<b>2012 Totals</b>		<b>14/13</b>	<b>48</b>	<b>24</b>	<b>24</b>	<b>6.0</b>	<b>33.0</b>	<b>0</b>	<b>0</b>	<b>5</b>	<b>3</b>	<b>0</b>	<b>0</b>	<b>2013 Totals</b>		<b>16/16</b>	<b>82</b>	<b>58</b>	<b>24</b>	<b>11.5</b>	<b>73.5</b>	<b>0</b>	<b>0</b>	<b>0</b>	<b>1</b>	<b>1</b>	<b>0</b>
01/13	Houston	S	2	1	1	-	-	-	-	-	-	-	-	01/11	Indianapolis	S	2	1	1	-	-	-	-	-	-	-	
01/20	Baltimore	p	0	0	0	-	-	-	-	-	-	-	-	01/19 at	Denver	S	1	1	0	-	-	-	-	-	-	-	
<b>2012 Postseason</b>		<b>2/1</b>	<b>2</b>	<b>1</b>	<b>1</b>	<b>0.0</b>	<b>0.0</b>	<b>0</b>	<b>0</b>	<b>0</b>	<b>0</b>	<b>0</b>	<b>0</b>	<b>2013 Postseason</b>		<b>2/2</b>	<b>3</b>	<b>2</b>	<b>1</b>	<b>0.0</b>	<b>0.0</b>	<b>0</b>	<b>0</b>	<b>0</b>	<b>0</b>	<b>0</b>	

PLAYERS



# CHRIS JONES



# 94

HT: 6-1 WT: 309  
Born: 7/12/1990 Exp. (NFL/Patriots): 2/2  
GP/GS (Playoffs): 28/23 (4/2) Acq: CW (TB)-13  
College: Bowling Green Hometown: Brownsburg, Ind.

SUPER BOWLS:

**D E F E N S I V E T A C K L E**



## CAREER TRANSACTIONS

Chris Jones was claimed off waivers and awarded to the New England Patriots from Tampa Bay on Sept. 11, 2013 ... Originally drafted by Houston in the sixth round (198th overall) of the 2013 NFL Draft ... Released by Houston (8/31/13) ... Claimed off waivers and awarded to Tampa Bay from Houston (9/1/13) ... Released by Tampa Bay (9/10/13).

## SEASONAL REVIEWS

### 2014 (15/12, 2/0)

- ★ Rotated in along the defensive line and played on special teams in the Super Bowl XLIX win vs. Seattle (2/1/15).
- ★ Inactive in the AFC Championship win vs. Indianapolis (1/18/15) due to injury.
- ★ Recorded two tackles in the AFC Divisional win vs. Baltimore (1/10/15).
- ★ Posted two tackles vs. Buffalo (12/28).
- ★ Started at defensive tackle and had one tackle for a loss in the win vs. Miami (12/14).
- ★ Started at defensive tackle and posted three tackles and a half-sack in the win at San Diego (12/7).
- ★ Started at defensive tackle and tallied two tackles and one sack for a five-yard loss at Green Bay (11/30).
- ★ Started at defensive tackle and posted one tackle in the win vs. Detroit (11/23).
- ★ Started at defensive tackle in the wins vs. Denver (11/2) and at Indianapolis (11/16).
- ★ Started at defensive tackle and posted one tackle in the win vs. Chicago (10/26).
- ★ Blocked a 58-yard field goal attempt by Nick Folk on the final play of the game to preserve the 27-25 win vs. N.Y. Jets (10/16). Also started on the defensive line and posted two tackles.
- ★ Started at defensive tackle and posted three tackles at Buffalo (10/12).
- ★ Started at defensive tackle vs. Cincinnati (10/5), posting three tackles and the first sack of the season allowed by the Bengals for a loss of eight yards.
- ★ Started at defensive tackle at Kansas City (9/29), finishing with two tackles and a half-sack.
- ★ Played several snaps as part of a defensive line rotation throughout the game in the win vs. Oakland (9/21), finishing with five tackles.
- ★ Made his season debut, starting at defensive tackle in the win at Minnesota (9/14).
- ★ Was inactive in the season opener at Miami (9/7) due to injury.

## EXTRA POINTS

★ Chris Jones had an early introduction to failure in the NFL. Taken behind 37 other defensive linemen in the 2013 NFL Draft, he was cut by two teams over a span of just 11 days. After selecting him in the sixth round with the 198th overall pick, the Houston Texans cut Jones on Aug. 31. Jones signed with the Tampa Bay Buccaneers on Sept. 1 but lasted only 10 days, as the Buccaneers released him on Sept. 10. Rather than be deterred by these early disappointments, Jones maintained a positive outlook when he signed with the Patriots on Sept. 11, and it has paid off in a big way. Thrust into a starting role after key injuries to the defensive line, Jones finished his rookie season with six sacks. Jones' sudden success may come as a surprise to some, but not to Dave Clawson, Jones' college coach at Bowling Green. Jones was part of Clawson's first recruiting class and blossomed into an All-American and two-time captain for the Falcons. "It's hard to talk about Chris without getting a little bit emotional," Clawson told *The Boston Herald*, "because he was that special of a player and person in our program."

### 2013 (0/0 – Tampa Bay)

- ★ Went to training camp with Houston after being drafted by the Texans in the sixth round of the 2013 NFL Draft.
- ★ Was released by Houston on Aug. 31 and claimed off waivers by Tampa Bay.
- ★ Was inactive for Tampa Bay's season opening game at N.Y. Jets on Sept. 8.
- ★ Was released by Tampa Bay on Sept. 10.

### 2013 (13/11, 2/2 – New England)

- ★ Appeared in 13 regular-season games with 11 starts after being claimed by New England off waivers from Tampa Bay on Sept. 11.
- ★ Assumed starting role after Tommy Kelly went on injured reserve.
- ★ Compiled 56 tackles and led all AFC rookies with six sacks.
- ★ Started both playoff contests and posted seven tackles and his first career postseason sack.
- ★ Was inactive vs. N.Y. Jets (9/12) and vs. Tampa Bay (9/22).
- ★ Played in his first NFL game at Atlanta (9/29) and made one tackle.

PLAYERS

- ★ Compiled four tackles, including 1½ sacks for a combined 13 yards at Cincinnati (10/6), the first quarterback takedowns of his career.
- ★ Registered his first NFL two-sack game at N.Y. Jets (10/20) and posted nine tackles.
- ★ Posted the first double-digit tackle game of his career with a 10-tackle effort vs. Denver (11/24).
- ★ Started his first playoff game vs. Indianapolis (1/11) and posted four tackles including his first postseason sack.
- ★ Was named a team captain in 2011 and 2012.
- ★ Played in and started all 13 games as a senior in 2012 and finished third in the nation with 12½ sacks.
- ★ Was named the MAC Defensive Player of the Year in 2012.
- ★ Played in 13 games with six starts as a true freshman in 2009.

**COLLEGE**

- ★ Played in 50 games, making 43 consecutive starts at Bowling Green.
- ★ Was a three-time All-MAC performer with 157 career tackles, 28 sacks, six forced fumbles and five fumble recoveries.

**PERSONAL**

- ★ A 2009 graduate of Brownsburg (Ind.) High School.
- ★ Earned all-state honors as a senior, recording seven sacks.
- ★ Married to Angela.
- ★ Born July 12, 1990, in Brownsburg, Ind.

**CHRIS JONES**

Pos: DT Ht: 6-1 Wt: 309 Year: 2nd Acq: CW (TB)-13 College: Bowling Green Born: 7/12/90

REGULAR SEASON		TACKLES						INTERCEPTIONS					MISCELLANEOUS					
Year	Team	G/S	TT	UT	A	S	Yds	No	Yds	Avg	Lg	TD	PD	FF	FR	Yds	TD	SpT
2013	Patriots	13/11	56	39	17	6.0	42.0	0	0	0.0	0	0	0	0	0	0	0	0
2014	Patriots	15/12	27	17	10	3.0	17.5	0	0	0.0	0	0	0	0	0	0	0	0
<b>Totals – 2 Years</b>		<b>28/23</b>	<b>83</b>	<b>56</b>	<b>27</b>	<b>3.0</b>	<b>59.5</b>	<b>0</b>	<b>0</b>	<b>0.0</b>	<b>0</b>	<b>0</b>	<b>0</b>	<b>0</b>	<b>0</b>	<b>0</b>	<b>0</b>	<b>0</b>

**Additional Statistics:** Blocked 58-yard field goal attempt vs. N.Y. Jets (10/16/14).

POSTSEASON		TACKLES						INTERCEPTIONS					MISCELLANEOUS					
Year	Team	G/S	TT	UT	A	S	Yds	No	Yds	Avg	Lg	TD	PD	FF	FR	Yds	TD	SpT
2013	Patriots	2/2	7	5	2	1.0	5.0	0	0	0.0	0	0	0	0	0	0	0	0
2014	Patriots	2/0	2	1	1	0.0	0.0	0	0	0.0	0	0	0	0	0	0	0	0
<b>Totals – 1 Year</b>		<b>4/2</b>	<b>9</b>	<b>6</b>	<b>3</b>	<b>1.0</b>	<b>5.0</b>	<b>0</b>	<b>0</b>	<b>0.0</b>	<b>0</b>	<b>0</b>	<b>0</b>	<b>0</b>	<b>0</b>	<b>0</b>	<b>0</b>	<b>0</b>

**JONES' CAREER GAME-BY-GAME**

2013	Opponent	P/S	TT	UT	A	S	Yds	Int	Yds	PD	FF	FR	SpT
09/08	at Buffalo												
Claimed off waivers from Tampa Bay 9/11/13													
09/12	N.Y. Jets												
Inactive													
09/22	Tampa Bay												
Inactive													
09/29	at Atlanta	p	1	1	0								
10/06	at Cincinnati	p	4	2	2	1.5	13.0						
10/13	New Orleans	p	4	3	1								
10/20	at N.Y. Jets	S	19	5	4	2.0	12.0						
10/27	Miami	S	7	5	2	1.5	11.0						
11/03	Pittsburgh	S	4	3	1								
11/18	at Carolina	S	1	1	0								
11/24	Denver	S	10	7	3								
12/01	at Houston	S	3	2	1								
12/08	Cleveland	S	2	2	0								
12/15	at Miami	S	2	0	2								
12/22	at Baltimore	S	5	4	1								
12/29	Buffalo	S	4	4	0	1.0	6.0						
<b>2013 Totals</b> 13/11 56 39 17 6.0 42.0 0 0 0 0 0 0 0													
01/11	Indianapolis	S	4	2	2	1.0	5.0						
01/19	at Denver	S	3	3	0								
<b>2013 Postseason</b> 2/2 7 5 2 1.0 5.0 0 0 0 0 0 0 0													





JOSH  
**KLINE**



**67**

HT: 6-3 WT: 295

Born: 12/29/1989 Exp. (NFL/Patriots): 2/2

GP/GS (Playoffs): 19/5 (2/1) Acq: FA-13

College: Kent State Hometown: Mason, Ohio

SUPER BOWLS:

**OFFENSIVE LINE**



## CAREER TRANSACTIONS

Josh Kline was signed by the New England Patriots to the 53-man roster from the practice squad on Nov. 2, 2013 ... Originally signed by New England as a rookie free agent (5/3/13) ... Released by New England (9/2/13) ... Signed by New England to the practice squad (9/4/13) ... Signed by New England to the 53-man roster from the practice squad (9/7/13) ... Released by New England (9/11/13) ... Signed by New England to the practice squad (9/13/13).

## SEASONAL REVIEWS

### 2014 (12/4, 2/1)

- ★ Did not see game action as a reserve offensive lineman in the Super Bowl XLIX win vs. Seattle (2/1/15).
- ★ Made his first career postseason start at right guard in the AFC Championship win vs. Indianapolis (1/18/15).
- ★ Made his postseason debut, filling in at right guard with Ryan Wendell sliding over to take the place of injured center Bryan Stork, in the AFC Divisional win vs. Baltimore (1/10/15).
- ★ Started at left guard vs. Buffalo (12/28).
- ★ Made his third start of the season at left guard in place of injured starter Dan Connolly in the win at N.Y. Jets (12/21).
- ★ Subbed in at left guard for injured starter Dan Connolly in the fourth quarter of the win vs. Miami (12/14).
- ★ Rotated in at guard and on special teams vs. Chicago (10/26), vs. Denver (11/2), at Indianapolis (11/16), vs. Detroit (11/23), at Green Bay (11/30) and at San Diego (12/7).
- ★ Started at right guard in the win vs. N.Y. Jets (10/16).
- ★ Started his first game of the season at right guard in the win at Buffalo (10/12).

★ Made his season debut as part of the field goal unit and replaced Marcus Cannon at left guard on the final drive in the win at Minnesota (9/14).

★ Inactive at Miami (9/7), vs. Oakland (9/21), at Kansas City (9/29) and vs. Cincinnati (10/5).

### 2013 (7/1, 0/0)

- ★ Played in seven regular-season games with one start.
- ★ Spent majority of the season on the practice squad with two separate stints on the 53-man roster.
- ★ Was active but did not play in the postseason.
- ★ Appeared in his first NFL game vs. Pittsburgh (11/3), coming in at left guard for the final play kneel down.
- ★ Came on to play left guard after Nate Solder left with a head injury at Miami (12/15) and Logan Mankins slid over to left tackle.
- ★ Made the first start of his career at left guard at Baltimore (12/22), in place of Logan Mankins starting at left tackle for an injured Nate Solder.

## COLLEGE

- ★ Appeared at right guard, right tackle and on special teams in four seasons after redshirting as a freshman.
- ★ Named to Phil Steele's All-MAC team and earned second-team All-MAC honors as a senior.

## PERSONAL

- ★ Son of Rick and Julie Kline.
- ★ Two-time second-team all-conference pick at Mason High School (Mason, Ohio).
- ★ Was a standout wrestler, winning the state title as a senior and finishing with a 45-1 record that year.
- ★ Majored in history at Kent State.

PLAYERS



# BRANDON LAFELL



# 19

HT: 6-2 WT: 210

Born: 11/4/1986 Exp. (NFL/Patriots): 5/1

GP/GS: 76/49 (4/4) Acq: UFA (CAR)-14

College: Louisiana State Hometown: Houston, Texas

SUPER BOWLS:

**W I D E R E C E I V E R**

14

## CAREER TRANSACTIONS

Brandon LaFell was signed by the New England Patriots as an unrestricted free agent from Carolina on March 17, 2014 ... Originally drafted by Carolina in the third round (78th overall) in the 2010 NFL Draft.

## CAREER HIGHLIGHTS

- ★ Holds Panthers team record for longest offensive play with a 91-yard touchdown reception from Cam Newton vs. Tampa Bay (12/24/11).
- ★ Ranked fourth in receptions (38) and sixth in yards receiving (468) among NFL rookies in 2010.

## SEASONAL REVIEWS

### 2014 (16/13, 3/3)

- ★ Started and recorded four receptions for 29 yards and one touchdown in the Super Bowl XLIX win vs. Seattle (2/1/15). Scored the game's first points on an 11-yard touchdown pass from Tom Brady in the second quarter.
- ★ Started and posted four receptions for 28 yards in the AFC Championship win vs. Indianapolis (1/18/15).
- ★ Started and caught five passes for 62 yards, including a 23-yard game-winning touchdown reception in the fourth quarter of the AFC Divisional win vs. Baltimore (1/10/15).
- ★ Started and led the team with four receptions for 70 yards vs. Buffalo (12/28).
- ★ Started and led the team with 64 receiving yards on seven receptions in the win at N.Y. Jets (12/21).
- ★ Started and posted six receptions for 66 yards in the win vs. Miami (12/14).
- ★ Started and caught four passes for 41 yards in the win at San Diego (12/7).
- ★ Started and set career high season marks in receptions, yards and touchdowns after catching five passes for 38 yards and two touchdowns at Green Bay (11/30). It was his second two-touchdown game of the season.
- ★ Started and led the team with 98 receiving yards on nine catches in the win vs. Detroit (11/23).
- ★ Posted three catches for 62 yards in the win at Indianapolis (11/16).
- ★ Started and recorded six catches for 53 yards and one touchdown in the win vs. Denver (11/2). It was his fifth touchdown of the season, tying his career high.

### LAFELL'S SINGLE GAME CAREER HIGHS

#### Single-Game Highs:

Receptions	11 vs. Chicago (10/26/14)
Yards	124 vs. Chicago (10/26/14)
Longest Reception	91t vs. Tampa Bay (12/24/11)
Receiving TDs	2 at Green Bay (11/30/14) 2 at Buffalo (10/12/14) 2 vs. N.Y. Giants (9/22/13)

## IN THE RECORD BOOKS

With a 91-yard touchdown reception vs. Tampa Bay (12/24/11), Brandon LaFell established the Panthers team record for the longest offensive play. The 91-yard throw and catch from quarterback Cam Newton bettered the previous Carolina record - an 89-yard touchdown reception by Willie Green from Kerry Collins vs. Atlanta (12/17/95).

- ★ Established career highs in receptions and yards with 11 catches for 124 yards and one touchdown in the win vs. Chicago (10/26). It was his fourth career 100-yard game and his second of the season.
- ★ Started and caught four passes for 55 yards in the win vs. N.Y. Jets (10/16).
- ★ Started and led the team with 97 receiving yards and two touchdowns on four receptions, including a season-long 56-yard touchdown catch to seal the win at Buffalo (10/12).
- ★ Started and caught one pass for 20 yards on the first drive of the game, leading to a Patriots touchdown in the win vs. Cincinnati (10/5).
- ★ Recorded his first 100-yard game as a Patriot and the third of his career at Kansas City (9/29), finishing with a career-high 119 yards on six catches. Also scored his first touchdown with the Patriots on a 44-yard touchdown pass from Tom Brady in the third quarter.
- ★ Started his first game and recorded his first reception as a Patriot in the win vs. Oakland (9/21), finishing with four catches for 46 yards.
- ★ Made his Patriots debut in the season opener at Miami (9/7).

### 2013 (16/16, 1/1)

- ★ Started all 16 regular-season games and established career highs in receptions (49) and touchdowns (5) and compiled 627 receiving yards. Also rushed twice for 15 yards.
- ★ Played in and started his first career postseason game in the Divisional Playoff vs. San Francisco (1/12) and caught four passes for 34 yards.
- ★ Posted three receptions for 53 yards and two touchdowns at N.Y. Giants (9/22), the first multi-TD game of his career.
- ★ Caught four passes for a career-high 107 yards and a touchdown at Minnesota (10/13).
- ★ Compiled a career-high seven receptions for 59 yards and a touchdown vs. New England (11/18).

### 2012 (14/12)

- ★ Played in 14 games with 12 starts and posted 44 receptions for a career-high 677 yards and four touchdowns. Also rushed for 35 yards on three attempts.
- ★ Was inactive due to a concussion at Washington (11/4) and with a toe injury vs. Atlanta (12/9).
- ★ Had 13 receptions of 20 yards or more.

★ Tied a then career-high with a team-leading six receptions for 90 yards vs. New Orleans (9/16).

### 2011 (16/6)

★ Played all 16 games with six starts and totaled 36 receptions for 613 yards and three touchdowns.

★ Posted three receptions for 103 yards vs. Tampa Bay (12/24), marking the first 100-yard receiving game of his career and established a team record for longest offensive play when he caught a 91-yard touchdown pass from Cam Newton.

### 2010 (14/2)

★ Played 14 games with two starts and caught 38 passes for 468 yards and one touchdown. Also had one rushing attempt for a career-long 60 yards. Ranked fourth in receptions and sixth in receiving yards among NFL rookies

★ Was inactive due to a hamstring injury vs. Tampa Bay (9/19) and a concussion vs. Baltimore (11/21).

★ Became the ninth rookie to start opening day for the Panthers since 2002 at N.Y. Giants (9/12). Posted his first career reception for 8 yards in the second quarter.

★ Posted four receptions for 40 yards and his first career touchdown at St. Louis (10/31).

★ Posted the longest rush of his career on a 60-yard scamper as part of a drive that led to a field goal at Atlanta (1/2).

### COLLEGE

★ Posted 175 receptions for 2,517 yards and 25 touchdowns at LSU. Ranks second in school history in receiving touchdowns, third in receptions and fifth in receiving yards.

★ Led LSU in receiving yards for three years from 2007-09.

★ Was a first-team All-SEC selection in 2008 and a second-team pick in 2009.

★ Ended his career by catching at least one pass in 41 straight games that dated back to the Sugar Bowl win over Notre Dame to end the 2006 season.

★ Redshirted as a freshman in 2005.

### PERSONAL

★ Born Nov. 4, 1986.

★ Attended Lamar High School in Houston, Texas.

★ Majored in general studies at Louisiana State.

## BRANDON LAFELL

Pos: WR Ht: 6-2 Wt: 210 Year: 5th Acq: UFA (CAR)-14 College: Louisiana State Born: 11/4/86

REGULAR SEASON		RECEIVING						RUSHING				
Year	Team	G/S	Rec	Yds	Avg	Lg	TD	NO	Yds	Avg	Lg	TD
2010	Panthers	14/2	38	468	12.3	44	1	1	60	60.0	60	0
2011	Panthers	16/6	36	613	17.0	91t	3	0	0	0.0	0	0
2012	Panthers	14/12	44	677	15.4	62	4	3	35	11.7	25	0
2013	Panthers	16/16	49	627	12.8	79t	5	2	15	7.5	9	0
2014	Patriots	16/13	74	953	12.9	56t	7	0	0	0.0	0	0
<b>Totals – 5 Years</b>		<b>76/49</b>	<b>241</b>	<b>3,338</b>	<b>13.9</b>	<b>91t</b>	<b>20</b>	<b>6</b>	<b>110</b>	<b>18.3</b>	<b>60</b>	<b>0</b>
<b>Additional Statistics:</b> 1 special teams tackle at Min. (9/14/14).												
POSTSEASON		RECEIVING						RUSHING				
Year	Team	G/S	Rec	Yds	Avg	Lg	TD	NO	Yds	Avg	Lg	TD
2013	Panthers	1/1	4	34	8.5	13	0	1	6	6.0	6	0
2014	Patriots	3/3	13	119	9.2	23	2	0	0	0.0	0	0
<b>Totals – 2 Years</b>		<b>4/4</b>	<b>17</b>	<b>153</b>	<b>9.0</b>	<b>23</b>	<b>2</b>	<b>1</b>	<b>6</b>	<b>6.0</b>	<b>6</b>	<b>0</b>

# LAFELL'S CAREER GAME-BY-GAME

2010	Opponent	P/S	Receiving					Rushing					
			No	Yds	Avg	Lg	TD	No	Yds	Avg	Lg	TD	
9/12	at N.Y. Giants	S	2	22	11.0	14	0	-	-	-	-	-	
9/19	Tampa Bay		Inactive					-	-	-	-	-	
09/26	Cincinnati	p	1	44	44.0	44	0	-	-	-	-	-	
10/03	at New Orleans	p	1	1	1.0	1	0	-	-	-	-	-	
10/10	Chicago	S	1	16	16.0	16	0	-	-	-	-	-	
10/24	San Francisco	p	6	91	15.2	35	0	-	-	-	-	-	
10/31	at St. Louis	p	4	40	10.0	17	1	-	-	-	-	-	
11/07	New Orleans	p	2	14	7.0	11	0	-	-	-	-	-	
11/14	at Tampa Bay	p	3	36	12.0	15	0	-	-	-	-	-	
11/21	Baltimore		Inactive					-	-	-	-	-	
11/28	at Cleveland	p	2	37	18.5	28	0	-	-	-	-	-	
12/05	at Seattle	p	3	33	11.0	14	0	-	-	-	-	-	
12/12	Atlanta	p	6	38	6.3	17	0	-	-	-	-	-	
12/19	Arizona	p	3	33	11.0	17	0	-	-	-	-	-	
12/23	at Pittsburgh	p	-	-	-	-	-	-	-	-	-	-	
01/02	at Atlanta	p	4	63	15.8	28	0	1	60	60.0	60	0	
<b>2010 Totals</b>			<b>14/2</b>	<b>38</b>	<b>468</b>	<b>12.3</b>	<b>44</b>	<b>1</b>	<b>1</b>	<b>60</b>	<b>60.0</b>	<b>60</b>	<b>0</b>

2012	Opponent	P/S	Receiving					Rushing					
			No	Yds	Avg	Lg	TD	No	Yds	Avg	Lg	TD	
09/09	at Tampa Bay	S	3	65	21.7	24	1	-	-	-	-	-	
09/16	New Orleans	S	6	90	15.0	27	0	1	25	25.0	25	0	
09/20	N.Y. Giants	p	1	27	27.0	27	0	-	-	-	-	-	
09/30	at Atlanta	S	-	-	-	-	-	-	-	-	-	-	
10/07	Seattle	S	3	44	14.7	21	0	-	-	-	-	-	
10/21	Dallas	S	4	53	13.3	32	1	-	-	-	-	-	
10/28	at Chicago	S	3	88	29.3	62	0	-	-	-	-	-	
11/04	at Washington		Inactive					-	-	-	-	-	
11/11	Denver	S	4	29	7.3	21	0	-	-	-	-	-	
11/18	Tampa Bay	S	5	93	18.6	29t	1	-	-	-	-	-	
11/26	at Philadelphia	S	3	74	24.7	43t	1	1	6	6.0	6	0	
12/02	at Kansas City	S	2	14	7.0	10	0	-	-	-	-	-	
12/09	Atlanta		Inactive					-	-	-	-	-	
12/16	at San Diego	p	-	-	-	-	-	-	-	-	-	-	
12/23	Oakland	S	5	38	7.6	14	0	-	-	-	-	-	
12/30	at New Orleans	S	5	62	12.4	19	0	1	4	4.0	4	0	
<b>2012 Totals</b>			<b>14/12</b>	<b>44</b>	<b>677</b>	<b>15.4</b>	<b>62</b>	<b>4</b>	<b>3</b>	<b>35</b>	<b>11.7</b>	<b>25</b>	<b>0</b>

2011	Opponent	P/S	Receiving					Rushing					
			No	Yds	Avg	Lg	TD	No	Yds	Avg	Lg	TD	
09/11	at Arizona	p	4	70	17.5	27	0	-	-	-	-	-	
09/18	Green Bay	p	4	49	12.3	32	1	-	-	-	-	-	
09/25	Jacksonville	p	-	-	-	-	-	-	-	-	-	-	
10/02	at Chicago	p	4	42	10.5	21	0	-	-	-	-	-	
10/09	New Orleans	p	1	20	20.0	20	0	-	-	-	-	-	
10/16	at Atlanta	p	1	12	12.0	12	0	-	-	-	-	-	
10/23	Washington	p	2	39	19.5	37	1	-	-	-	-	-	
10/30	Minnesota	p	1	44	44.0	44	0	-	-	-	-	-	
11/13	Tennessee	p	1	18	18.0	18	0	-	-	-	-	-	
11/20	at Detroit	p	3	51	17.0	22	0	-	-	-	-	-	
11/27	at Indianapolis	S	5	46	9.2	23	0	-	-	-	-	-	
12/04	at Tampa Bay	S	3	64	21.3	31	0	-	-	-	-	-	
12/11	Atlanta	S	2	28	14.0	17	0	-	-	-	-	-	
12/18	at Houston	S	-	-	-	-	-	-	-	-	-	-	
12/24	Tampa Bay	S	3	103	34.3	91t	1	-	-	-	-	-	
01/01	at New Orleans	S	2	27	13.5	14	0	-	-	-	-	-	
<b>2011 Totals</b>			<b>16/6</b>	<b>36</b>	<b>613</b>	<b>17.0</b>	<b>91t</b>	<b>3</b>	<b>0</b>	<b>0</b>	<b>0.0</b>	<b>0</b>	<b>0</b>

2013	Opponent	P/S	Receiving					Rushing					
			No	Yds	Avg	Lg	TD	No	Yds	Avg	Lg	TD	
09/08	Seattle	S	-	-	-	-	-	-	-	-	-	-	
09/15	at Buffalo	S	4	13	3.3	12	0	-	-	-	-	-	
09/22	N.Y. Giants	S	3	53	17.7	20t	2	-	-	-	-	-	
10/06	at Arizona	S	4	47	11.8	16	0	-	-	-	-	-	
10/13	at Minnesota	S	4	107	26.8	79t	1	1	9	9.0	9	0	
10/20	St. Louis	S	3	35	11.7	18	0	-	-	-	-	-	
10/24	at Tampa Bay	S	3	23	7.7	13	0	-	-	-	-	-	
11/03	Atlanta	S	6	74	12.3	30	0	-	-	-	-	-	
11/10	at San Francisco	S	4	48	12.0	17	0	-	-	-	-	-	
11/18	New England	S	7	59	8.4	17	1	-	-	-	-	-	
11/24	at Miami	S	2	36	18.0	29	0	-	-	-	-	-	
12/01	Tampa Bay	S	3	36	12.0	16t	1	-	-	-	-	-	
12/08	at New Orleans	S	2	22	11.0	11	0	-	-	-	-	-	
12/15	N.Y. Jets	S	3	61	20.3	36	0	1	6	6.0	6	0	
12/22	New Orleans	S	1	13	13.0	13	0	-	-	-	-	-	
12/29	at Atlanta	S	-	-	-	-	-	-	-	-	-	-	
<b>2013 Totals</b>			<b>16/16</b>	<b>49</b>	<b>627</b>	<b>12.8</b>	<b>79t</b>	<b>5</b>	<b>2</b>	<b>15</b>	<b>7.5</b>	<b>9</b>	<b>0</b>
01/12	San Francisco	S	4	34	8.5	13	0	1	6	6.0	6	0	
<b>2013 Postseason</b>			<b>1/1</b>	<b>4</b>	<b>34</b>	<b>8.5</b>	<b>13</b>	<b>0</b>	<b>1</b>	<b>6</b>	<b>6.0</b>	<b>6</b>	<b>0</b>

PLAYERS



JEROD  
**MAYO**



**51**

HT: 6-1 WT: 250  
Born: 2/23/1986 Exp. (NFL/Patriots): 7/7  
GP/GS (Playoffs): 87/85 (7/7) Acq: D1-08 (10th)  
College: Tennessee Hometown: Hampton, Va.

PRO BOWLS: 10 SUPER BOWLS: 14

**LINEBACKER**

**PRONOUNCED je-ROD**

**CAREER TRANSACTIONS**

Jerod Mayo was drafted by the New England Patriots in the first round (10th overall) of the 2008 NFL Draft.

**CAREER HIGHLIGHTS**

- ★ Elected defensive captain by his teammates for six consecutive seasons (2009-14).
- ★ Named to two Pro Bowls, in 2012 and in 2010 after leading NFL with 193 tackles.
- ★ Named to 2010 Associated Press All-Pro First Team.
- ★ Mayo became the second Patriots player to win the Associated Press Defensive Rookie of the Year Award, joining Mike Haynes (1976).
- ★ Mayo led the Patriots in total tackles in each of his first five seasons with 184 tackles in 2012, 103 tackles in 2011 despite missing two games due to injury, 193 in 2010, 114 in 2009 despite missing three games due to injury, and 139 tackles in 2008.
- ★ Mayo's 2008 tackle total led all NFL rookies.
- ★ In a game vs. N.Y. Jets on Nov. 13, 2008, Mayo finished with a career-high 23 tackles (17 solo).

**SEASONAL REVIEWS**

**2014 (6/6, 0/0)**

- ★ Voted a defensive co-captain by his teammates for the sixth straight year.
- ★ Placed on injured reserve (10/16).
- ★ Started and posted five tackles before leaving the game with a serious knee injury in the second quarter of the win at Buffalo (10/12).
- ★ Started and led the team with eight tackles in the win vs. Cincinnati (10/5).
- ★ Started and led the team with a game-high 10 tackles at Kansas City (9/29).
- ★ Started and played every defensive snap in the win vs. Oakland (9/21), finishing with a game-high 12 tackles.
- ★ Started and posted a game-high-tying eight tackles in the win at Minnesota (9/14).
- ★ Started the season opener at Miami (9/7) and recorded a game-high nine tackles, one sack (nine yards). Also recovered a first-quarter fumble forced by Jamie Collins in Dolphins territory that led to a Patriots field goal.

**2013 (6/6, 0/0)**

- ★ Voted a defensive co-captain by his teammates for the fifth straight year.
- ★ Started the first six games of the season at linebacker

**EXTRA POINTS**

- ★ 2011 Ron Burton Community Service Award Winner.
- ★ Filmed a scene in the Three Stooges movie during the 2010 offseason with former Patriots WR Troy Brown.
- ★ Jerod has his own condiment line. "Jerod Mayo's All-Pro" mayonnaise comes in three fitting flavors: Kickin' Buffalo, Bruisin' Bacon, Curshin' Chipotle. A portion of the proceeds is donated to the Boston Medical Center.
- ★ Started The Mayo Bowl in 2010, a celebrity bowling event that raises money for Pitching In for Kids, an area children's charity.
- ★ Daughter, Chya, and son, Jerod Jr., share the same birthday one year apart.

**LEAGUE LEADER**

Mayo finished first in the NFL with a career-high 193 total tackles in 2010. His 193 tackles were the highest since LB Steve Nelson had 207 tackles in 1984 and are the third highest in team history. Mayo had 10 games with 10-plus tackles in 2010 and 2012.

**PATRIOTS SINGLE SEASON TACKLE LEADERS ALL-TIME**

Year	Player	Tackles
1983	LB Clayton Weishuhn	229
1984	LB Steve Nelson	207
2010	<b>LB Jerod Mayo</b>	<b>193</b>
1980	LB Steve Nelson	186
2012	<b>LB Jerod Mayo</b>	<b>184</b>

**2010 NFL TACKLE LEADERS**

Player	Team	Tackles
<b>Jerod Mayo</b>	<b>New England</b>	<b>193</b>
Stephen Tulloch	Tennessee	159
Paul Posluzny	Buffalo	151
Ray Lewis	Baltimore	145
Chad Greenway	Minnesota	144

before sustaining an injury in the New Orleans game (10/13) and was placed on injured reserve. Finished the season with 66 tackles, 1½ sacks, one pass defended and fumble recovery.

- ★ Started at linebacker in season opener at Buffalo (9/8) and collected 15 tackles.
- ★ Picked up nine tackles and his first sack of the season for a 1-yard loss vs. Tampa Bay (9/22).
- ★ Registered 12 tackles at Cincinnati (10/6), including a

PLAYERS



## HONORS & AWARDS

**2014**

Team Captain

**2013**

Team Captain

**2012**

AFC Pro Bowl

Team Captain

**2011**

Team Captain

**2010**

AFC Pro Bowl

Associated Press NFL All-Pro: First Team

*Pro Football Weekly*/PFWA All NFL Team

Team Captain

**2009**

*USA Today's* All-Joe Team

Team Captain

**2008**

Associated Press Defensive Rookie of the Year

*Pro Football Weekly*/PFWA Defensive Rookie of the Year

ESPN.com Defensive Rookie of the Year

SI.com Defensive Rookie of the Year

NFL Defensive Rookie of the Month (October)

*Pro Football Weekly*/PFWA All-Rookie Team

*The Sporting News* All-Rookie Team

## TEAM'S TOP STOPPER

Mayo led the Patriots in tackles in each of his first five seasons with the team. The linebacker and team captain tied Vincent Brown for most seasons leading the club in tackles.

### Season leading the team in tackles

Seasons	Player	Years
5	<b>Jerod Mayo</b>	<b>(2008-12)</b>
5	Vincent Brown	(1991-95)
5	Steve Nelson	(1979-80, 82, 84-85)
4	Lawyer Milloy	(1998-2001)
4	Fred Marion	(1986-88, 90)

½ sack for 4 yards and recovered a fumble.

★ Accumulated double-digit tackles for the fourth time vs. New Orleans (10/13), making 11 stops before departing with an injury in the fourth quarter.

★ Was on pace to make 176 tackles before being placed on injured reserve on Oct. 16.

### 2012 (16/16, 2/2)

★ Voted a defensive co-captain by his teammates for the fourth straight year.

★ Earned his second career Pro Bowl selection.

★ Started all 16 regular season games and led the team with 184 tackles, the fifth-highest single season total in Patriots history. Also tallied three sacks, one interception, three passes defensed, four forced fumbles and one fumble recovery.

★ Started both postseason contests and accumulated 15 tackles and one forced fumble.

## TACKLING MACHINE

Mayo registered 100 tackles for the fifth straight year in 2012. He is the first player in New England history to register 100 tackles in his first five NFL seasons and the fourth Patriots player to register at least five consecutive 100 tackle seasons.

### 100 Tackles in at least four consecutive seasons

Seasons	Player	Years
6	Fred Marion	(1985-1990)
5	<b>Jerod Mayo</b>	<b>(2008-2012)</b>
5	Lawyer Milloy	(1997-2001)
5	Vincent Brown	(1991-1995)
4	Steve Nelson	(1979-1982)

★ Tied a career high with 10 double-digit tackle games in 2012.

★ Opened the season with three consecutive double-digit tackle games - 13 at Tennessee (9/9), 11 vs. Arizona (9/16) and 13 at Baltimore (9/23).

★ Compiled nine tackles and his only interception of the season in the win at Buffalo (9/30).

★ Had 18 tackles and his first sack of the season vs. Denver (10/7).

★ Compiled nine tackles and forced and recovered a third quarter fumble that led to a field goal at Seattle (10/14).

★ Accumulated 20 tackles - the second highest total in a single game in his career - and forced a fumble in the overtime win vs. N.Y. Jets (10/21). Mayo tallied a single-game career high with 23 tackles vs. N.Y. Jets in 2008.

★ Recorded 15 tackles and a sack for a 9-yard loss in the win at N.Y. Jets (11/22).

★ Finished with eight tackles and a key fourth-quarter sack for 8 yards on third down that forced the Dolphins to kick a field goal in the win at Miami (12/2). Also forced a fumble that was recovered by the Dolphins.

### 2011 (14/13, 3/3)

★ Appeared in 14 games and started 13, becoming the first Patriots player to eclipse the 100-tackle mark in his first four seasons. Led the team with 103 tackles. Also tallied one sack, his first two career interceptions, four passes defensed and a forced fumble.

★ Started all three postseason games including Super Bowl XLVI against the N.Y. Giants (2/5) and totaled 32 tackles, one pass defensed and forced a fumble.

★ Voted a defensive co-captain by his teammates for the third straight year.

★ Led the team with 15 tackles vs. San Diego (9/18) and forced a Mike Tolbert fumble, which was recovered by Rob Ninkovich.

★ Clinched the win at Washington (12/11) with an interception - a crucial pick of Rex Grossman at the New England 9-yard line with 22 seconds remaining. Added eight tackles.

★ Forced a third quarter Giants fumble (recovered by the Giants) and tallied 11 tackles in Super Bowl XLVI (2/5).

### 2010 (16/16, 1/1)

★ Named to the AFC Pro Bowl squad for the first time.

★ Named to 2010 Associated Press All-Pro: First Team.

★ Named a defensive co-captain for the second year in a row.

★ Finished the season with career-high and NFL-leading 193 total tackles. The 193 total tackles are the third-highest in team history, behind Clayton Weishuhn's 229 tackles in 1983 and Steve Nelson's 207 tackles in 1984.

★ Started at inside linebacker in all 16 games, including the Divisional Playoff game vs. N.Y. Jets (1/16).

★ Picked up his first sack of the year vs. Buffalo (9/26), dropping Ryan Fitzpatrick for a 7-yard loss on a second-and-seven situation from the Patriots 15-yard line, helping hold Buffalo to a field goal two plays later.

★ Had 10 games with 10 or more tackles in 2010, including two 19-tackle games vs. Baltimore (10/17) and vs. Green Bay (12/19).

★ At San Diego (10/24), recovered a Chargers fumble forced by Dane Fletcher at the San Diego 22-yard line in the first quarter, helping to set up a one-yard touchdown pass from Tom Brady to TE Rob Gronkowski for a 7-0 lead.

★ Recovered a fumble forced by an Eric Moore sack of Jay Cutler at Chicago (12/12) on the Chicago 7-yard line in the second quarter against the Bears, leading to a Patriots field goal in a 36-7 win.

★ Recovered a Ryan Fitzpatrick fumble that was forced by a Gary Guyton sack in the first quarter at Buffalo (12/26). Also forced a C.J. Spiller fumble in the third quarter, which Dane Fletcher recovered. Added four tackles, two passes defended and a quarterback hit in the 34-3 win over the Bills.

## 2009 (13/12, 1/1)

★ Played in 13 games with 12 starts and led the team in tackles with 114, despite missing three games due to an injury.

★ Added 1½ sacks and one forced fumble.

★ Started in the postseason game vs. Baltimore (1/10) and finished with seven total tackles.

★ Registered double-digit tackles three times: (16 vs. Miami, 11/8; 11 at Miami, 12/6; and 16 vs. Jacksonville, 12/27).

★ Was forced to leave the season-opener vs. Buffalo (9/14) in the first quarter due to an injury and was inactive for the next three games.

★ Returned to action at Denver (10/11) but did not start. Recorded his second career forced fumble, stripping Knowshon Moreno of the ball on a reception from Kyle Orton in the first quarter.

★ Registered his first career sack at Indianapolis (11/15) when he sacked Peyton Manning for an 11-yard loss in the second quarter.

★ Teamed with Tully Banta-Cain for a sack at Miami (12/6).

★ Went over 100 tackles for the season with a 16-tackle performance in the Patriots' 35-7 AFC East-clinching victory vs. Jacksonville (12/27).

## 2008 (16/16)

★ Started every game at inside linebacker and became just the second Patriots player to be named Associated Press NFL Defensive Rookie of the Year, joining Mike Haynes (1976).

★ NFL Defensive Rookie of the Year by ESPN.com, SI.com and *Pro Football Weekly*.

★ Led all NFL rookies in tackles in 2008 and led the Patriots in tackles with 139 stops, according to coaches' film breakdown, a 54-tackle lead over the next leading tackler.

★ Named NFL Defensive Rookie of the Month for the month of October.

★ Scooped up his first NFL fumble recovery, snatching an Andre Hall fumble forced by Ty Warren vs. Denver (10/20).

★ Talled a career-high 23 tackles vs. N.Y. Jets (11/13), the highest total by a Patriots player since 1994.

★ Started at inside linebacker and led the team with 10 tackles while also posting his first career pass defended at Indianapolis (11/2).

★ Credited with a forced fumble with his hit on Tim Hightower after just a 3-yard gain on a swing pass vs. Arizona (12/21).

★ In the month of December, led the Patriots with 35 tackles as the team went 4-0 in the month while allowing just 13.5 points per game, including a season-ending shutout at Buffalo (12/28).

## COLLEGE

★ Started 26-of-32 games at Tennessee, playing for three seasons from 2005-07 after redshirting in 2004, and recorded 236 tackles (137 solo) with six quarterback pressures, 6½ sacks for minus 51 yards and 21 stops for losses of 82 yards.

★ His 140 tackles in 2007 were the most by a Tennessee player since 1990.

★ His 19 tackles versus Kentucky in 2007 were the most by a Tennessee player since 1988.

★ Moved to middle linebacker in 2007, starting all 14 games, and recorded a career-high 140 tackles (79 solo) and returned an interception 34 yards for a touchdown.

## PERSONAL

★ Jerod Mayo was born Feb. 23, 1986.

★ Married to wife, Chantel and proud father of daughters, Chya and Chyanne, and son, Jerod, Jr.

★ Attended Kecoughtan High in Hampton, Va., where he was a Prep Star All-American and 2003 Defensive Player of the Year in the Virginia Peninsula area.

★ Added all-state and first-team all-district honors as a senior, recording 110 tackles, including 18 for loss, and two interceptions. Also played running back for seven games, picking up 1,245 rushing yards and scoring 13 touchdowns during his final campaign.

★ Has three brothers - an older brother Shermont, and two younger brothers - Deron, who plays with the Calgary Stampede of the CFL and went to training camp with the Denver Broncos in 2011, and Derek, who played college football at Richmond.

★ Majored in sport management at Tennessee.

# JEROD MAYO

Pos: LB Ht: 6-1 Wt: 250 Year: 7th Acq: D1-08 (10th) College: Tennessee Born: 2/23/86

REGULAR SEASON		TACKLES						INTERCEPTIONS					MISCELLANEOUS					
Year	Team	G/S	TT	UT	A	S	Yds	No	Yds	Avg	Lg	TD	PD	FF	FR	Yds	TD	SpT
2008	Patriots	16/16	139	93	46	0.0	0.0	0	0	0.0	0	0	4	1	1	0	0	2
2009	Patriots	13/12	114	75	39	1.5	14.5	0	0	0.0	0	0	1	1	0	0	0	0
2010	Patriots	16/16	193	115	78	2.0	14.0	0	0	0.0	0	0	5	1	3	0	0	1
2011	Patriots	14/13	103	67	36	1.0	5.0	2	4	2.0	2	0	4	1	0	0	0	0
2012	Patriots	16/16	184	115	69	3.0	24.0	1	0	0.0	0	0	3	4	1	0	0	0
2013	Patriots	6/6	66	43	23	1.5	5.0	0	0	0.0	0	0	1	0	1	0	0	0
2014	Patriots	6/6	52	40	12	1.0	9.0	0	0	0.0	0	0	0	0	1	0	0	0
<b>Totals - 7 Years</b>		<b>87/85</b>	<b>851</b>	<b>548</b>	<b>303</b>	<b>10.0</b>	<b>71.5</b>	<b>3</b>	<b>4</b>	<b>1.3</b>	<b>2</b>	<b>0</b>	<b>18</b>	<b>8</b>	<b>7</b>	<b>0</b>	<b>0</b>	<b>3</b>
POSTSEASON		TACKLES						INTERCEPTIONS					MISCELLANEOUS					
Year	Team	G/S	TT	UT	A	S	Yds	No	Yds	Avg	Lg	TD	PD	FF	FR	Yds	TD	SpT
2009	Patriots	1/1	7	4	3	0.0	0.0	0	0	0.0	0	0	0	0	0	0	0	0
2010	Patriots	1/1	6	3	3	0.0	0.0	0	0	0.0	0	0	0	0	0	0	0	0
2011	Patriots	3/3	32	16	16	0.0	0.0	0	0	0.0	0	0	1	1	0	0	0	0
2012	Patriots	2/2	15	10	5	0.0	0.0	0	0	0.0	0	0	0	1	0	0	0	0
2013	Patriots	Injured Reserve																
2014	Patriots	Injured Reserve																
<b>Totals - 6 Years</b>		<b>7/7</b>	<b>60</b>	<b>33</b>	<b>27</b>	<b>0.0</b>	<b>0.0</b>	<b>0</b>	<b>0</b>	<b>0.0</b>	<b>0</b>	<b>0</b>	<b>1</b>	<b>2</b>	<b>0</b>	<b>0</b>	<b>0</b>	<b>0</b>


## MAYO'S CAREER GAME-BY-GAME

2008	Opponent	P/S	TT	UT	A	S	Yds	Int	Yds	PD	FF	FR	SpT	12/06 at N.Y. Jets	S	12	6	6	-	-	-	-	-	-	-		
														12/12 Chicago	S	5	3	2	-	-	-	-	-	-	1		
														12/19 at Green Bay	S	19	10	9	-	-	-	-	-	-	-		
														12/26 Buffalo	S	4	2	2	-	-	-	-	-	2	1	1	
														01/02 Miami	S	8	5	3	1.0	7.0	-	-	-	-	-		
														2010 Totals	16/16	193	115	78	2.0	14.0	0	0	5	1	3	1	
														01/16 N.Y. Jets	S	6	3	3	-	-	-	-	-	-	-		
														2010 Postseason	6	3	3	0.0	0.0	0	0	0	0	0	0		
2008 Totals		16/16	139	93	46	0.0	0.0	0	0	4	1	1	2	2011	Opponent	P/S	TT	UT	A	S	Yds	Int	Yds	PD	FF	FR	SpT
														09/12 at Miami	S	5	5	0	-	-	-	-	-	-	-		
														09/18 N.Y. Jets	S	15	9	6	-	-	-	-	-	1	-		
														09/25 at Buffalo	S	5	5	0	-	-	-	-	-	-	-		
														10/02 at Oakland	S	4	2	2	-	-	-	-	-	-	-		
														10/09 N.Y. Jets	Inactive												
														10/16 Dallas	Inactive												
														10/30 at Pittsburgh	p	3	1	2	-	-	-	-	-	-	-		
														11/06 N.Y. Giants	S	7	4	3	-	-	-	-	-	-	-		
														11/13 at N.Y. Jets	S	5	3	2	-	-	-	-	-	-	-		
														11/21 Kansas City	S	11	7	4	-	-	-	-	-	-	-		
														11/27 at Philadelphia	S	5	3	2	-	-	-	-	-	-	-		
														12/04 Indianapolis	S	7	4	3	-	-	1	2	2	-	-		
														12/11 at Denver	S	8	4	4	-	-	1	2	1	-	-		
														12/18 at Washington	S	8	7	1	-	-	-	-	-	-	-		
														12/24 Miami	S	12	7	5	1.0	5.0	-	-	-	-	-		
														01/01 Buffalo	S	8	6	2	-	-	-	-	-	1	-		
														2011 Totals	14/13	103	67	36	1.0	5.0	2	4	4	1	0	0	
														01/14 Denver	S	13	6	7	-	-	-	-	-	-	-		
														01/22 Baltimore	S	8	2	6	-	-	-	-	-	1	-		
														02/05 N.Y. Giants	S	11	8	3	-	-	-	-	-	1	-		
														2011 Postseason	3/3	32	16	16	0.0	0.0	0	0	1	1	0	0	
2009	Opponent	P/S	TT	UT	A	S	Yds	Int	Yds	PD	FF	FR	SpT	2012	Opponent	P/S	TT	UT	A	S	Yds	Int	Yds	PD	FF	FR	SpT
														09/09 at Tennessee	S	13	12	1	-	-	-	-	-	1	-		
														09/16 Arizona	S	11	8	3	-	-	-	-	-	-	-		
														09/23 at Baltimore	S	13	8	5	-	-	-	-	-	-	-		
														09/30 at Buffalo	S	9	5	4	-	-	1	0	1	-	-		
														10/07 Denver	S	18	9	10	7.0	-	-	-	-	-	-		
														10/14 at Seattle	S	9	3	6	-	-	-	-	-	1	1		
														10/21 N.Y. Jets	S	20	13	7	-	-	-	-	-	1	-		
														10/28 at St. Louis	S	10	6	4	-	-	-	-	-	1	-		
														11/11 Buffalo	S	13	5	8	-	-	-	-	-	-	-		
														11/18 Indianapolis	S	12	8	4	-	-	-	-	-	-	-		
														11/22 at N.Y. Jets	S	15	12	3	1.0	9.0	-	-	-	-	-		
														12/02 at Miami	S	8	5	3	1.0	8.0	-	-	-	-	1		
														12/10 Houston	S	7	6	1	-	-	-	-	-	-	-		
														12/16 San Francisco	S	15	6	9	-	-	-	-	-	-			
														12/23 at Jacksonville	S	6	4	2	-	-	-	-	-	-			
														12/30 Miami	S	5	5	0	-	-	-	-	-	1	-		
														2012 Totals	16/16	184	115	69	3.0	24.0	1	0	3	4	1	0	
														01/13 Houston	S	7	5	2	-	-	-	-	-	-	-		
														01/20 Baltimore	S	8	5	3	-	-	-	-	-	-	-		
														2012 Postseason	2/2	15	10	5	0.0	0.0	0	0	1	0	0	0	

## MAYO'S CAREER GAME-BY-GAME (CONT.)

2013	Opponent	P/S	TT	UT	A	S	Yds	Int	/Yds	PD	FF	FR	SpT
09/08 at Buffalo	S	15	12	3	-	-	-	-	-	-	-	-	-
09/12 N.Y. Jets	S	10	5	5	-	-	-	-	-	-	-	-	-
09/22 Tampa Bay	S	9	5	4	1.0	1.0	-	-	-	-	-	-	-
09/29 at Atlanta	S	9	6	3	-	-	-	-	-	-	-	-	-

10/06 at Cincinnati	S	12	7	5	0.5	4.0	-	-	-	1	-	1	-
10/13 New Orleans	S	11	8	3	-	-	-	-	-	-	-	-	-
10/20 at N.Y. Jets	Placed on injured reserve (10/16/13)												
<b>2013 Totals</b>	<b>6/6</b>	<b>66</b>	<b>43</b>	<b>23</b>	<b>1.5</b>	<b>5.0</b>	<b>0</b>	<b>0</b>	<b>1</b>	<b>0</b>	<b>1</b>	<b>0</b>	<b>1</b>



# DEVIN McCOURTY



# 32

HT: 5-10 WT: 195  
 Born: 8/13/1987 Exp. (NFL/Patriots): 5/5  
 GP/GS (Playoffs): 77/77 (11/11) Acq: D1-10 (27th)  
 College: Rutgers Hometown: Montvale, N.J.

PRO BOWLS: SUPER BOWLS:

DEFENSIVE BACK



14

### CAREER TRANSACTIONS

Devin McCourty was drafted by New England in the first round (27th overall) of the 2010 NFL Draft.

### CAREER HIGHLIGHTS

- ★ Has been named a defensive captain four times (2011, 2012, 2013 & 2014).
- ★ Selected to his first Pro Bowl in his first season, becoming the fourth Patriots player to be selected as a rookie (Mike Haynes, 1976; John Stephens, 1988; Curtis Martin, 1995).
- ★ Earned his second career Pro Bowl in 2014.
- ★ Named to the Associated Press All-Pro Second Team in 2010 and 2013.
- ★ Earned Associated Press All-Pro Second Team honors at safety in 2013 and Second Team All-Pro honors as a rookie in 2010 when he played cornerback, joining Pro Football Hall of Famers Rod Woodson and Ronnie Lott as the only NFL players to earn All-Pro honors at both safety and cornerback.
- ★ His seven interceptions in 2010 are the second-most by a Patriots rookie in franchise history and tied for second in the NFL in 2010.

### SEASONAL REVIEWS

#### 2014 (16/16, 2/2)

- ★ Named a co-captain for the fourth straight year.
- ★ Earned his second career Pro Bowl.
- ★ Started at safety and played 52 of 53 defensive snaps in the Super Bowl XLIX win vs. Seattle (2/1/15), finishing the game with five tackles.
- ★ Started at safety and posted one tackle and one pass defended in the AFC Championship win vs. Indianapolis (1/18/15).
- ★ Started at safety and registered three tackles, two passes defended, one special teams stop and his first career postseason interception in the AFC Divisional win vs. Baltimore (1/10/15).
- ★ Started at safety and posted four tackles vs. Buffalo (12/28).
- ★ Started at safety and tallied eight tackles in the win at N.Y. Jets (12/21).
- ★ Started at safety and posted five tackles in the win vs. Miami (12/14). Also broke up a third-down pass intended for Charles Clay in the end zone in the first quarter, forcing the Dolphins to punt on the next play.

## EXTRA POINTS

### Double Trouble:

★ After being selected by the Patriots in the first round of the 2010 NFL Draft, CB Devin McCourty became part of a select group in league history. McCourty's identical twin brother, Jason, is a cornerback with Tennessee, selected in the sixth round of the 2009 NFL Draft. The two are the 12th set of twins to play in the NFL. Devin and Jason were cornerbacks in the Rutgers secondary from 2005-08. Devin redshirted for the 2005 season and therefore was a year behind his brother in eligibility. McCourty is the second twin to suit up for the Patriots, after CB Kato Serwanga was a member of the team from 1998-2000. His twin brother Jason played for San Francisco and Minnesota from 1999-2001. According to McCourty's mother, the two can only be told apart by tiny scars on their faces left by chickenpox.

- ★ Started at safety and posted four tackles and one pass defended in the win at San Diego (12/7).
- ★ Started at safety and tallied nine tackles at Green Bay (11/30).
- ★ Started at safety and was second on the team with seven tackles in the win vs. Detroit (11/23).
- ★ Intercepted Andrew Luck at the Patriots 22-yard line and returned it 10 yards in the second quarter of the win at Indianapolis (11/16). Also posted three tackles.
- ★ Started at safety and played every defensive snap in the win vs. Denver (11/2), posting three tackles.
- ★ Started at safety and played every defensive snap until the final drive in the win vs. Chicago (10/26).
- ★ Started at safety and played every defensive snap in the win vs. N.Y. Jets (10/16), posting three tackles.
- ★ Started at safety in the win at Buffalo (10/12), posting six tackles and a forced fumble.
- ★ Started at safety in the win vs. Cincinnati (10/5), posting one defensive tackle, one pass defended and one special teams stop.

PLAYERS

## HONORS & AWARDS

### 2014

NFL Pro Bowl  
Team Captain  
Pro Football Writer's Association All-AFC Team

### 2013

Team Captain  
Associated Press All-Pro: Second Team

### 2012

Team Captain  
AFC Special Teams Player of the Week (Wk 7)

### 2011

Team Captain

### 2010

Pro Bowl  
Associated Press All-Pro: Second Team  
Peter King's SI.com All-Pro  
*Pro Football Weekly*/PFWA All Rookie Team  
*The Sporting News* All-Pro Team

★ Started and posted five tackles and one pass defended at Kansas City (9/29), breaking up a first-quarter Alex Smith pass intended for Frankie Hammond near the Patriots end zone.

★ Started and played every defensive snap in the win vs. Oakland (9/21), finishing with three tackles.

★ Returned a first-quarter interception 60 yards to the Vikings 1-yard line to set up a Patriots touchdown in the win at Minnesota (9/14). It is the longest interception return of his career, with the previous longest being a 50-yard return as a rookie in 2010 at Detroit (11/25) on Thanksgiving Day.

★ Started in the season opener at Miami (9/7) and recorded seven tackles.

### 2013 (15/15, 2/2)

★ Named a co-captain for the third straight year.

★ Earned Associated Press All-Pro Second Team honors for the second time.

★ Started 15 regular-season games and registered 75 tackles, one interception, nine passes defended, two forced fumbles, one fumble recovery and two special teams tackles. Also returned seven kickoffs for 132 yards.

★ Started both playoff contests and compiled nine tackles and one special teams tackle.

★ Was inactive for the regular-season finale vs. Buffalo (12/29) due to injury.

## ELITE ALL-PRO COMPANY

Devin McCourty earned Associated Press All-Pro Second Team honors at safety for his performance in 2013. He also earned Second Team All-Pro Honors as a rookie in 2010 when he played cornerback. McCourty joins Pro Football Hall of Famers Rod Woodson and Ronnie Lott as the only NFL players to earn All-Pro honors at both safety and cornerback.

## ROOKIE LEADER

Devin McCourty tied for second in the NFL and led all rookies with seven interceptions in 2010. The seven interceptions by a Patriots rookie are second to the eight by Mike Haynes in 1976.

### MOST INTERCEPTIONS BY A PATRIOTS ROOKIE

Player	Interceptions	Year
Mike Haynes	8	1976
<b>Devin McCourty</b>	<b>7</b>	<b>2010</b>

### 2010 NFL INTERCEPTION LEADERS

Rank	Player	Interceptions
	Ed Reed (BAL)	8
	<b>Devin McCourty (NE)</b>	<b>7</b>
	Troy Polamalu (PIT)	7
	Asante Samuel (PHI)	7

★ Made three tackles, defended a pass and returned a first-quarter fumble, the first fumble recovery of his career. 44 yards that led to a Patriots field goal vs. N.Y. Jets (9/12).

★ Registered a season-high 12 tackles at Atlanta (9/29), the fifth double-digit tackle effort of his career. Also forced a fumble that went out of bounds.

★ Made double-digit tackles (11) for the second straight game at Cincinnati (10/6), and forced a fumble. Also stepped in on kickoffs for an injured Leon Washington, returning three kicks for 74 yards.

★ Compiled five tackles vs. Miami (10/27) and initiated a fourth-quarter interception by tipping an errant Ryan Tannehill pass along the sideline to Marquice Cole, who hauled in the interception.

★ Tallied five tackles and a first-quarter interception vs. Pittsburgh (11/3) that set up a Patriots touchdown on the ensuing play.

★ Started at safety at Baltimore (12/22) and left in the third quarter with a head injury and did not return. Made three tackles and defended two passes before leaving the game.

★ Led the defense with nine tackles in the AFC Championship Game at Denver (1/19).

### 2012 (16/16, 2/2)

★ Elected a defensive co-captain by his teammates for the second consecutive season. Played both cornerback and safety and was utilized as a kick returner.

★ Started all 16 regular-season games and accumulated 89 tackles, five interceptions, 13 passes defended and two forced fumbles - one on defense, one on special teams. Also returned 27 kickoffs for 654 yards and his first career touchdown - a 104-yard return vs. N.Y. Jets (10/21).

## RECORD RETURNING

Devin McCourty had a 104-yard kickoff return for a touchdown in the first quarter vs. the Jets (10/21/12), the second longest kickoff return in team history. Ellis Hobbs has the longest in team history with a 108-yard return for a touchdown at the New York Jets on Sept. 9, 2007. He was named AFC Special Teams Player of the Week for his performance.

### Longest Kickoff return in Patriots History

Ellis Hobbs	108TD at New York Jets (9/9/07)
<b>Devin McCourty</b>	<b>104TD vs. New York Jets (10/21/12)</b>



- ★ Started both playoff games and compiled 15 tackles and one special teams tackle.
- ★ Began the season as the starter for the first six games at left cornerback, and moved to start at safety for the next eight games with the injuries to Patrick Chung and the acquisition of Aqib Talib. Moved back to start at left cornerback for the final two regular-season contests due to injuries in the secondary.
- ★ Three of his five interceptions came in the Patriots' end zone to stop a driving opponent: vs. Buffalo (11/11), vs. Houston (12/10) and vs. San Francisco (12/16).
- ★ Started at cornerback, was second on the team with seven tackles and let the team with two passes defended in the season-opening win at Tennessee (9/9).
- ★ Led the defense with four passes defended at Baltimore. (9/23). Also made seven tackles.
- ★ Started and made six tackles and intercepted two passes in the win at Buffalo (9/30). McCourty returned the second pick 34 yards deep into Bills territory and the offense converted the turnover into a touchdown. It was the second two-interception game of his career.
- ★ Returned a first quarter kickoff 104 yards for a touchdown, marking the second-longest kickoff return in Patriots history, a key play in the Patriots overtime win vs. N.Y. Jets (10/21). Forced to start at safety due to injuries in the secondary and made three tackles.
- ★ Started his third straight game at safety and registered a season-high nine tackles, intercepted a Bills pass to seal the win on the final drive and forced a fumble on the Patriots goal line vs. Buffalo (11/11).
- ★ Compiled a season-high tying nine tackles on defense and forced a fumble on special teams that was returned by Julian Edelman for a touchdown in the win at N.Y. Jets (11/22).
- ★ Had a key interception in the win over Houston (12/10) in the Patriots end zone in the first quarter that led to a Patriots touchdown.
- ★ Picked off a pass in the end zone for the second straight week vs. San Francisco (12/16) to accompany his four tackles.
- ★ Shifted to left cornerback due to injuries in the secondary for the win at Jacksonville (12/23) and made five tackles.

### 2011 (14/14, 3/3)

- ★ Started all 14 of the games he played, missing two due to injury. Finished the season with 94 tackles, two interceptions, 13 passes defended and five special teams tackles.
- ★ Saw limited action at safety.
- ★ Started all three playoff games and made 19 tackles.
- ★ Recorded his first interception of the season at the Patriots 2-yard line on a deep Matt Moore pass. Added nine tackles and a career-high four passes defended vs. Miami (12/24).
- ★ Started Super Bowl XLVI vs. N.Y. Giants (2/5) and made seven tackles.

### 2010 (16/16, 1/1)

- ★ Selected to his first Pro Bowl, becoming the fourth Patriots player to be selected as a rookie (Mike Haynes, 1976; John Stephens, 1988; Curtis Martin, 1995).
- ★ Named to the Associated Press All-Pro Second Team.
- ★ Started all 16 regular-season games and the playoff game vs. N.Y. Jets (1/16).

- ★ Finished his rookie season with 83 tackles, one sack, 17 passes defended (tied for seventh in the league), two forced fumbles and a team-high seven interceptions - the second-most by a Patriots rookie behind Mike Haynes (eight in 1976). The seven interceptions tied for second in the NFL.
- ★ Played in and started his first NFL game in the season opener vs. Cincinnati (9/12), recording six tackles and a pass defended.
- ★ Registered his first NFL interception at San Diego (10/24) on a Philip Rivers pass in the second quarter.
- ★ Picked up a game-changing interception vs. Minnesota (10/31) off a Brett Favre pass intended for Percy Harvin at the Patriots' 26-yard line and returned it 37 yards. He also broke up a potential 59-yard touchdown pass from Favre to Harvin as well as a goal-line pass to Greg Lewis in the fourth quarter in a 28-18 win.
- ★ Intercepted a Peyton Manning pass vs. Indianapolis (11/21) in the third quarter at the Patriots' 39-yard line and batted down another Manning pass in the first quarter in a 31-28 win.
- ★ Recorded two interceptions on Thanksgiving at Detroit (11/25), picking off a Shaun Hill pass in the third quarter and returning it 23 yards to the Detroit 26-yard line, resulting in a Patriots touchdown four plays later. Also intercepted Hill in the fourth quarter, returning it 50 yards to the Detroit 12-yard line, setting up another Patriots touchdown.
- ★ Registered an interception in the third consecutive game vs. N.Y. Jets (12/6) after picking off Mark Sanchez at the New England six-yard line in the third quarter.
- ★ Forced a Johnny Knox fumble at Chicago (12/12) in the second quarter that Gary Guyton recovered and returned 35 yards for a touchdown in a 36-7 win.
- ★ Recorded his first career sack vs. Green Bay (12/19), bringing down Matt Flynn for a 4-yard loss on first down in the fourth quarter, starting off a defensive series in which the Patriots forced a key three-and-out while trailing 27-24 in a 31-27 win. Finished with 11 tackles and two passes defended, including stopping John Kuhn for no gain on second-and-goal from the 1-yard line in the fourth quarter, helping to force a Packers field goal.
- ★ Forced a Ryan Fitzpatrick fumble on a 14-yard scramble that was recovered by Eric Moore at the New England 37-yard line at Buffalo (12/26).
- ★ Intercepted a Chad Henne pass vs. Miami (1/2) on the fifth play of the game at the Patriots 47-yard line.

## COLLEGE

★ Started 39 of 52 games at cornerback at Rutgers, recording 238 tackles (149 solos) with a 4-yard sack, 14 stops for minus 34 yards, two pressures, two forced fumbles and five fumble recoveries.

★ Deflected 27 passes and intercepted six others for 105 yards in returns (17.5 avg.) and two TDs. Also blocked seven kicks (six punts, one field goal) for 102 yards in returns, as six blocks led to Rutgers scoring drives.

★ His 49 tackles on special teams were the most by a Big East player during the span of the 2006-09 seasons.

★ His two interception returns for touchdowns are tied for seventh on the conference season-record list.

★ His 98-yard kickoff return vs. UConn in 2009 tied Hall Conors (vs. Maryland in 1998) for the third-longest kickoff return in school history.

★ Academic All-Big East Conference in '06 and '07.

★ Earned *The NFL Draft Report* All-American and All-Big East Conference first-team honors, becoming the first conference player to earn that honor at two different positions in the same year (cornerback and special teams) as a senior.

★ First-team All-Big East Conference selection by *The NFL Draft Report* as a junior.

## PERSONAL

★ Devin McCourty was born on Aug. 13, 1987.

★ Attended Saint Joseph's (Montvale, N.J.) High School.

★ His twin brother, Jason, was a teammate and fellow cornerback at Saint Joseph's High School and Rutgers. He was selected in the sixth round of the 2009 NFL Draft by the Tennessee Titans.

★ Was an all-league first-team defensive back in his final two seasons, as he played alongside his twin brother.

★ After his senior campaign, he was one of nine Rutgers recruits to play in the 2005 New York/New Jersey Governor's Bowl at Rutgers Stadium.

★ Also lettered in basketball, starting at point guard for a team that compiled a 26-2 record during his senior season.

★ Majored in sociology at Rutgers.

# DEVIN McCOURTY

Pos: DB Ht: 5-10 Wt: 195 Year: 5th Acq: D1-10 (27th) College: Rutgers Born: 8/13/87

REGULAR SEASON		TACKLES					INTERCEPTIONS					MISCELLANEOUS					KICK RETURNS						
Year	Team	G/S	TT	UT	A	S	Yds	NO	Yds	Avg	Lg	TD	PD	FF	FR	Yds	TD	SpT	No	Yds	Avg	Lg	TD
2010	Patriots	16/16	83	71	12	1.0	4.0	7	110	15.7	50	0	17	2	0	0	0	12	0	0	0.0	0	0
2011	Patriots	14/14	94	71	23	0.0	0.0	2	38	19.0	38	0	13	0	0	0	0	5	1	24	24.0	24	0
2012	Patriots	16/16	89	63	26	0.0	0.0	5	53	10.6	34	0	13	2	0	0	0	3	27	654	24.2	104t	1
2013	Patriots	15/15	75	59	16	0.0	0.0	1	0	0.0	0	0	9	2	1	44	0	2	7	132	18.9	27	0
2014	Patriots	16/16	72	54	18	0.0	0.0	2	70	35.0	60	0	6	1	0	0	0	2	1	27	27.0	27	0
<b>Totals - 5 Years</b>		<b>77/77</b>	<b>413</b>	<b>318</b>	<b>95</b>	<b>1.0</b>	<b>4.0</b>	<b>17</b>	<b>271</b>	<b>15.9</b>	<b>60</b>	<b>0</b>	<b>58</b>	<b>7</b>	<b>1</b>	<b>44</b>	<b>0</b>	<b>24</b>	<b>36</b>	<b>837</b>	<b>23.3</b>	<b>104t</b>	<b>1</b>

**Additional Statistics:** One special teams forced fumble vs. N.Y. Jets (11/22/12), returned for TD by Julian Edelman.

POSTSEASON		TACKLES					INTERCEPTIONS					MISCELLANEOUS					KICK RETURNS						
Year	Team	G/S	TT	UT	A	S	Yds	NO	Yds	Avg	Lg	TD	PD	FF	FR	Yds	TD	SpT	No	Yds	Avg	Lg	TD
2010	Patriots	1/1	2	2	0	0.0	0.0	0	0	0.0	0	0	0	0	0	0	0	1	0	0	0.0	0	0
2011	Patriots	3/3	19	14	5	0.0	0.0	0	0	0.0	0	0	0	0	0	0	0	0	0	0	0.0	0	0
2012	Patriots	2/2	15	10	5	0.0	0.0	0	0	0.0	0	0	0	0	0	0	0	1	6	121	20.2	29	0
2013	Patriots	2/2	9	9	0	0.0	0.0	0	0	0.0	0	0	0	0	0	0	0	0	0	0	0.0	0	0
2014	Patriots	3/3	9	7	2	0.0	0.0	1	0	0.0	0	0	3	0	0	0	0	1	0	0	0.0	0	0
<b>Totals - 5 Years</b>		<b>11/11</b>	<b>54</b>	<b>42</b>	<b>12</b>	<b>0.0</b>	<b>0.0</b>	<b>1</b>	<b>0</b>	<b>0.0</b>	<b>0</b>	<b>0</b>	<b>3</b>	<b>0</b>	<b>0</b>	<b>0</b>	<b>0</b>	<b>3</b>	<b>6</b>	<b>121</b>	<b>20.2</b>	<b>29</b>	<b>0</b>

## McCOURTY'S CAREER GAME-BY-GAME

Year	Opponent	P/S	TT	UT	A	S	Yds	Int	Yds	PD	FF	FR	SpT	Year	Opponent	P/S	TT	UT	A	S	Yds	Int	Yds	PD	FF	FR	SpT		
2010	Cincinnati	S	6	6	0	-	-	-	1	-	-	-	1	2012	Tennessee	S	7	5	2	-	-	-	-	2	-	-	-	-	
09/19	N.Y. Jets	S	3	1	2	-	-	-	-	-	-	-	-	09/16	Arizona	S	4	2	2	-	-	-	-	-	-	-	-		
09/26	Buffalo	S	5	5	0	-	-	-	-	-	-	-	-	09/23	Baltimore	S	7	7	0	-	-	-	-	4	-	-	-	1	
10/04	Miami	S	7	4	3	-	-	-	-	-	-	-	-	09/30	Buffalo	S	6	6	0	-	-	-	2	34	2	-	-	-	
10/17	Baltimore	S	5	4	1	-	-	-	1	-	-	-	-	10/07	Denver	S	4	4	0	-	-	-	-	-	-	-	-	-	
10/24	San Diego	S	3	3	0	-	-	1	0	1	-	-	-	10/14	Seattle	S	5	5	0	-	-	-	-	1	-	-	-	-	
10/31	Minnesota	S	5	5	0	-	-	1	37	3	-	-	-	10/21	N.Y. Jets	S	3	3	0	-	-	-	-	-	-	-	-	-	
11/07	Cleveland	S	7	6	1	-	-	-	-	-	-	-	-	10/28	St. Louis	S	3	2	1	-	-	-	-	-	-	-	-	-	
11/14	Pittsburgh	S	10	9	1	-	-	-	1	-	-	-	-	11/11	Buffalo	S	9	3	6	-	-	1	0	1	1	-	-	-	
11/21	Indianapolis	S	5	5	0	-	-	1	0	2	-	-	-	11/18	Indianapolis	S	8	5	3	-	-	-	-	1	-	-	-	-	
11/25	Detroit	S	4	3	1	-	-	2	73	2	-	-	4	11/22	N.Y. Jets	S	9	5	4	-	-	-	-	-	1	-	1		
12/06	N.Y. Jets	S	2	2	0	-	-	1	0	1	-	-	1	12/02	Miami	S	6	2	4	-	-	-	-	-	-	-	-	-	
12/12	Chicago	S	4	4	0	-	-	-	-	1	1	-	-	12/10	Houston	S	5	5	0	-	-	1	19	1	-	-	-	-	
12/19	Green Bay	S	11	9	2	1.0	4.0	-	-	1	-	-	-	12/16	San Francisco	S	4	2	2	-	-	-	1	0	1	-	-	1	
12/26	Buffalo	S	5	4	1	-	-	-	-	1	-	-	-	12/23	Jacksonville	S	5	3	2	-	-	-	-	-	-	-	-	-	
01/02	Miami	S	1	1	0	-	-	1	0	2	-	-	-	12/30	Miami	S	4	4	0	-	-	-	-	-	-	-	-	-	
<b>2010 Totals</b>		<b>16/16</b>	<b>83</b>	<b>71</b>	<b>12</b>	<b>1.0</b>	<b>4.0</b>	<b>7</b>	<b>110</b>	<b>17</b>	<b>2</b>	<b>0</b>	<b>12</b>	<b>2012 Totals</b>		<b>16/16</b>	<b>89</b>	<b>63</b>	<b>26</b>	<b>0.0</b>	<b>0.0</b>	<b>5</b>	<b>53</b>	<b>13</b>	<b>2</b>	<b>0</b>	<b>3</b>		
01/16	N.Y. Jets	S	2	2	0	-	-	-	-	-	-	-	-	01/13	Houston	S	7	6	1	-	-	-	-	-	-	-	-	1	
<b>2010 Postseason</b>		<b>1/1</b>	<b>2</b>	<b>2</b>	<b>0</b>	<b>0.0</b>	<b>0.0</b>	<b>0</b>	<b>0</b>	<b>0</b>	<b>0</b>	<b>0</b>	<b>1</b>	01/20	Baltimore	S	8	4	4	-	-	-	-	-	-	-	-	-	
<b>2011</b>		<b>Opponent</b>	<b>P/S</b>	<b>TT</b>	<b>UT</b>	<b>A</b>	<b>S</b>	<b>Yds</b>	<b>Int</b>	<b>Yds</b>	<b>PD</b>	<b>FF</b>	<b>FR</b>	<b>SpT</b>	<b>2012 Postseason</b>		<b>2/2</b>	<b>15</b>	<b>10</b>	<b>5</b>	<b>0.0</b>	<b>0.0</b>	<b>0</b>	<b>0</b>	<b>0</b>	<b>0</b>	<b>1</b>		
09/12	Miami	S	11	10	1	-	-	-	-	2	-	-	1	<b>2013</b>		<b>Opponent</b>	<b>P/S</b>	<b>TT</b>	<b>UT</b>	<b>A</b>	<b>S</b>	<b>Yds</b>	<b>Int</b>	<b>Yds</b>	<b>PD</b>	<b>FF</b>	<b>FR</b>	<b>SpT</b>	
09/18	N.Y. Jets	S	2	2	0	-	-	-	-	-	-	-	-	09/08	Buffalo	S	3	2	1	-	-	-	-	-	-	-	-	-	
09/25	Buffalo	S	8	8	0	-	-	-	-	1	-	-	-	09/12	N.Y. Jets	S	3	2	1	-	-	-	-	2	-	1	-	-	
10/02	Oakland	S	9	7	2	-	-	-	-	-	-	-	-	09/22	Tampa Bay	S	2	1	1	-	-	-	-	1	-	-	-	-	
10/09	N.Y. Jets	S	5	1	4	-	-	-	-	-	-	-	-	09/29	Atlanta	S	12	10	2	-	-	-	-	-	1	-	-	-	
10/16	Dallas	S	6	4	2	-	-	-	-	-	-	-	-	10/06	Cincinnati	S	11	9	2	-	-	-	-	1	-	-	-	-	
10/30	Pittsburgh	S	11	7	4	-	-	-	-	-	-	-	-	10/13	New Orleans	S	4	3	1	-	-	-	-	-	-	-	-	-	
11/06	N.Y. Giants	S	6	4	2	-	-	-	-	-	-	-	-	10/20	N.Y. Jets	S	7	5	2	-	-	-	-	2	-	-	-	-	
11/13	N.Y. Jets	S	3	3	0	-	-	-	-	-	-	-	-	10/27	Miami	S	5	4	1	-	-	-	-	1	-	-	-	1	
11/21	Kansas City					Inactive								11/03	Pittsburgh	S	5	5	0	-	-	1	0	1	-	-	-	1	
11/27	Philadelphia					Inactive								11/18	Carolina	S	2	2	0	-	-	-	-	-	-	-	-	-	
12/04	Indianapolis	S	4	4	0	-	-	-	-	-	-	-	-	11/24	Denver	S	3	2	1	-	-	-	-	-	-	-	-	-	
12/11	Washington	S	9	7	2	-	-	-	-	3	-	-	1	12/01	Houston	S	5	5	0	-	-	-	-	-	-	-	-	-	
12/18	at Denver	S	4	4	0	-	-	-	-	1	-	-	1	12/08	Cleveland	S	4	2	2	-	-	-	-	-	-	-	-	-	-
12/24	Miami	S	9	5	4	-	-	1	0	5	-	-	-	12/15	at Miami	S	6	5	1	-	-	-	-	-	-	-	-	-	
01/01	Buffalo	S	7	5	2	-	-	1	38	1	-	-	-	12/22	at Baltimore	S	3	2	1	-	-	-	-	2	-	-	-	-	
<b>2011 Totals</b>		<b>14/14</b>	<b>94</b>	<b>71</b>	<b>23</b>	<b>0</b>	<b>0</b>	<b>2</b>	<b>38</b>	<b>13</b>	<b>0</b>	<b>0</b>	<b>5</b>	<b>2012 Postseason</b>		<b>2/2</b>	<b>15</b>	<b>10</b>	<b>5</b>	<b>0.0</b>	<b>0.0</b>	<b>1</b>	<b>0</b>	<b>9</b>	<b>2</b>	<b>1</b>	<b>2</b>		
01/14	Denver	S	7	5	2	-	-	-	-	-	-	-	-	<b>2013 Totals</b>		<b>15/15</b>	<b>75</b>	<b>59</b>	<b>16</b>	<b>0.0</b>	<b>0.0</b>	<b>1</b>	<b>0</b>	<b>9</b>	<b>2</b>	<b>1</b>	<b>2</b>		
01/22	Baltimore	S	5	3	2	-	-	-	-	-	-	-	-	01/11	Indianapolis	S	0	0	0	-	-	-	-	-	-	-	-	-	
02/05	N.Y. Giants	S	7	6	1	-	-	-	-	-	-	-	-	01/19	at Denver	S	9	9	0	-	-	-	-	-	-	-	-	1	
<b>2011 Postseason</b>		<b>3/3</b>	<b>19</b>	<b>14</b>	<b>5</b>	<b>0.0</b>	<																						



# ZACH MOORE



# 90

HT: 6-6 WT: 275  
 Born: 9/5/1990 Exp. (NFL/Patriots): Rookie  
 GP/GS (Playoffs): 8/1 (0/0) Acq: D6b-14 (198th)  
 College: Concordia-St. Paul Hometown: Chicago, Ill.  
SUPER BOWLS:

**D E F E N S I V E L I N E**



## CAREER TRANSACTIONS

Zach Moore was drafted by the New England Patriots in the sixth round (198th overall) of the 2014 NFL Draft.

## SEASONAL REVIEWS

### 2014 (8/1, 0/0)

- ★ Inactive in the AFC Divisional win vs. Baltimore (1/10/15), the AFC Championship win vs. Indianapolis (1/18/15) and the Super Bowl XLIX win vs. Seattle (2/1/15).
- ★ Active, but did not play in the wins at San Diego (12/7) and at N.Y. Jets (12/21).
- ★ Posted one tackle in the win vs. Detroit (11/23).
- ★ Made his first NFL start in the win at Indianapolis (11/16).
- ★ Played a season-high 21 defensive snaps as a sub rusher and contributed on special teams in the win vs. Chicago (10/26). Recorded a half-sack and forced fumble of Jay Cutler in the second quarter, which Rob Ninkovich recovered and returned 15 yards for a score.
- ★ Substituted in as a pass rusher and contributed on special teams in the win vs. N.Y. Jets (10/16).
- ★ On his first-ever defensive snap, recovered a C.J. Spiller fumble on a hit by Devin McCourty at the Buffalo 42-yard line with 13 seconds to play in the first half to set up a Patriots field goal in the win at Buffalo (10/12).
- ★ Was inactive at Minnesota (9/14), vs. Oakland (9/21), at Kansas City (9/29), vs. Cincinnati (10/5), vs. Denver (11/2) and vs. Miami (12/14).

- ★ Played in his first career game as part of the punt return team in the season opener at Miami (9/7).

## COLLEGE

- ★ Played in 39 games and set school records with 33 sacks and six forced fumbles.
- ★ Registered 130 tackles – 45 for loss – defended four passes, recovered two fumbles and blocked three kicks.
- ★ First player in school history to be invited to the NFL Scouting Combine and drafted into the league.

## PERSONAL


- ★ Born Sept. 5, 1990.
- ★ Was a Chicago five-star recruit, named Illinois Prairie State Top Five along with All-City First Team and All-State as well as being selected to Illinois Top 100 Players.
- ★ Also competed in track in high school.
- ★ Parents are Bobby and Jean Moore (step-mother) and mother is Carolyn Blackshire.
- ★ Has three brothers, Omar, Demetrius and Keith and five sisters, Camillia, Katrina and Kaneisha, Latoya and Neesie.
- ★ Has a daughter, Amayah Hicks.
- ★ Studied criminal justice at Concordia-St. Paul.

PLAYERS

## ZACH MOORE

Pos: DL Ht: 6-6 Wt: 275 Year: Rookie Acq: D6b-14 (198th) College: Concordia-St. Paul Born: 9/5/90

REGULAR SEASON		TACKLES						INTERCEPTIONS						MISCELLANEOUS				
Year	Team	G/S	TT	UT	A	S	Yds	No	Yds	Avg	Lg	TD	PD	FF	FR	Yds	TD	SpT
2014	Patriots	8/1	4	0	4	0.5	2.5	0	0	0.0	0	0	0	1	1	0	0	0
<b>Totals – 1 Year</b>		<b>8/1</b>	<b>4</b>	<b>0</b>	<b>4</b>	<b>0.5</b>	<b>2.5</b>	<b>0</b>	<b>0</b>	<b>0.0</b>	<b>0</b>	<b>0</b>	<b>0</b>	<b>1</b>	<b>1</b>	<b>0</b>	<b>0</b>	<b>0</b>
POSTSEASON		TACKLES						INTERCEPTIONS						MISCELLANEOUS				
Year	Team	G/S	TT	UT	A	S	Yds	No	Yds	Avg	Lg	TD	PD	FF	FR	Yds	TD	SpT
2014	Patriots	0/0	0	0	0	0.0	0.0	0	0	0.0	0	0	0	0	0	0	0	0
<b>Totals – 1 Year</b>		<b>0/0</b>	<b>0</b>	<b>0</b>	<b>0</b>	<b>0.0</b>	<b>0.0</b>	<b>0</b>	<b>0</b>	<b>0.0</b>	<b>0</b>	<b>0</b>	<b>0</b>	<b>0</b>	<b>0</b>	<b>0</b>	<b>0</b>	<b>0</b>



# JAMES MORRIS



# 49

HT: 6-2 WT: 240  
Born: 11/20/1991 Exp. (NFL/Patriots): Rookie  
GP/GS (Playoffs): 0/0 (0/0) Acq: FA-14  
College: Iowa Hometown: Solon, Iowa  
SUPER BOWLS:

LINEBACKER



## CAREER TRANSACTIONS

James Morris was signed by the New England Patriots as a free agent on Aug. 3, 2014 ... Originally signed by New England as a rookie free agent (5/16/14) ... Waived by New England (5/20/14).

## SEASONAL REVIEWS

**2014 (0/0, 0/0)**

- ★ Placed on injured reserve (8/30).

## COLLEGE

★ Played in 50 career games with 41 starts at Iowa and recorded 400 tackles - just the sixth player in school history to do so. Also posted 10½ sacks and six interceptions and was a team captain as a junior and senior.

★ Earned Academic All-Big Ten honors in his final three seasons and was named to the Capital One first team Academic All-America team as a senior, among other honors.

- ★ Was one of nine true freshmen to see action in 2010.

## PERSONAL

- ★ Born Nov. 20, 1991.
- ★ Named Gatorade Player of the Year in Iowa as a junior and senior and was a three-time first team all-state, including elite team selection as a senior.
- ★ Helped his team win 41 straight games and three consecutive Class 2A state titles as a running back and linebacker.
- ★ Also lettered in wrestling and track.
- ★ Majored in political science/pre law at Iowa.
- ★ Father, Greg Morris, is the Iowa football team equipment manager.





# ROB NINKOVICH



# 50

HT: 6-2 WT: 260  
 Born: 2/1/1984 Exp. (NFL/Patriots): 9/6  
 GP/GS (Playoffs): 103/74 (12/11) Acq: FA-09  
 College: Purdue Hometown: Blue Island, Ill.  
SUPER BOWLS:

## DEFENSIVE END



PLAYERS

### CAREER TRANSACTIONS

Rob Ninkovich was signed by the New England Patriots as a free agent on Aug. 2, 2009 ... Originally drafted by New Orleans in the fifth round (135th overall) of the 2006 draft ... Released by New Orleans (9/6/07) ... Claimed off waivers and awarded to Miami from New Orleans (9/7/07) ... Released by Miami (8/31/08) ... Signed by Miami to the practice squad (9/3/08) ... Signed by Miami to the 53-man roster from the practice squad (11/15/08) ... Released by Miami (11/21/08) ... Signed by Miami to the practice squad (11/22/08) ... Signed by New Orleans to the 53-man roster from the Miami practice squad (12/3/08) ... Released by New Orleans (7/30/09).

### CAREER HIGHLIGHTS

- ★ Named team captain for the first time in 2013.
- ★ Named to the *USA Today* All-Joe Team in 2013.
- ★ Entered the league as a fifth-round pick of New Orleans in 2006 and was waived four times by New Orleans and Miami before landing in New England on Aug. 2, 2009. He spent the 2009 offseason trying to make the New Orleans team as a long snapper. Before coming to the Patriots he had appeared in just eight games over three years.
- ★ Recorded the second-longest fumble return in Patriots history at San Diego (10/24/10), when he returned a Chargers fumble 63 yards to the San Diego 8-yard line.
- ★ Converted from defensive line to linebacker when he entered the NFL as a fifth-round pick of New Orleans in 2006.
- ★ Converted position for the second time in his professional career, moving from linebacker to defensive end in 2012.
- ★ First Patriots player since Andre Tippett (1985-87) to record at least eight sacks in three consecutive seasons, with eight sacks in 2012, eight sacks in 2013 and eight sacks in 2014.
- ★ First Patriots player since Willie McGinest in 1995 (11) and 1996 (9½) with back-to-back seasons posting at least eight sacks, with eight sacks in 2012 and 13. Ninkovich is the only player in the Bill Belichick era to achieve this feat.
- ★ His 13 fumble recoveries since 2010 are the most in the NFL over that span.

### SEASONAL REVIEWS

#### 2014 (16/16, 3/3)

- ★ Started at defensive end and played every defensive snap in the Super Bowl XLIX win vs. Seattle (2/1/15), finishing with six tackles and one sack (-8 yards).
- ★ Started at defensive end and posted three tackles, two quarterback hits and two passes defended in the AFC Championship win vs. Indianapolis (1/18/15).

### EXTRA POINTS

- ★ Rob Ninkovich's journey to the Patriots was not easy. He entered the league as a tight end and fifth-round pick of New Orleans in 2006 and was waived four times by New Orleans and Miami before landing in New England on Aug. 2, 2009. He spent the 2009 offseason trying to make the New Orleans team as a long snapper. Before coming to the Patriots he had appeared in just eight games over three years.
- ★ Started at defensive end and posted six tackles and one quarterback hit in the AFC Divisional win vs. Baltimore (1/10/15).
- ★ Finished the regular season with a team-high eight sacks.
- ★ Started at defensive end and tallied three tackles vs. Buffalo (12/28).
- ★ Started at defensive end and played every defensive snap in the win at N.Y. Jets (12/21), finishing with three tackles.
- ★ Started at defensive end and played every defensive snap in the win vs. Miami (12/14), finishing with three tackles, one pass defended and his team-high eighth sack. He is the first Patriots player since Andre Tippett (1985-87) to record at least eight sacks in three consecutive seasons.
- ★ Started at defensive end and played every defensive snap in the win at San Diego (12/7), finishing with five tackles and his team-high seventh sack.
- ★ Started at defensive end and handled long snapping duties for the first time in a regular season game for the Patriots at Green Bay (11/30), posting five tackles.
- ★ Started and recorded three tackles and a sack of Matthew Stafford for a nine-yard loss in the first quarter of the win vs. Detroit (11/23).
- ★ Started and recorded four tackles, one sack and two quarterback hits in the win at Indianapolis (11/16).
- ★ Recovered a fumble that was forced by Zach Moore and returned it 15 yards for a touchdown in the second quarter of the win vs. Chicago (10/26). It was his second career touchdown and he now has an NFL-best 13 career opponent fumble recoveries.
- ★ Started and played every defensive snap in the win vs. N.Y. Jets (10/16), finishing with four tackles.
- ★ Posted his first career three-sack game in the win at Buffalo (10/12), taking down college teammate Kyle Orton for a loss of 19 yards.
- ★ Started and played every defensive snap vs. Cincinnati (10/5), finishing with three tackles.

## HONORS & AWARDS

2013

Team Captain

*USA Today* All-Joe Team

- ★ Started and posted two tackles at Kansas City (9/29).
- ★ Started and played every defensive snap in the win vs. Oakland (9/21), finishing with four tackles.
- ★ Posted three solo tackles and one sack (-10 yards) in the win at Minnesota (9/14).
- ★ Started in the season opener at Miami (9/7) and recorded three tackles on defense and one special teams stop.

### 2013 (16/16, 2/2)

- ★ Named a captain for the first time.
- ★ Named to the *USA Today* All-Joe Team.
- ★ Started all 16 regular-season games and registered a career-high 93 tackles, eight sacks, two forced fumbles and two fumble recoveries.
- ★ Extended consecutive regular-season games played streak to 70.
- ★ Started both postseason contests and made three tackles.
- ★ Started at left defensive end at Buffalo (9/8) and recovered a fumble. The takeaway led to a Patriots touchdown. Also registered eight tackles.
- ★ Recovered a third-quarter fumble that was forced on a sack by Logan Ryan in the third quarter vs. Miami (10/27). Also compiled four tackles and a sack that led to a Chandler Jones blocked field goal.
- ★ Compiled six tackles and his first strip-sack of the season vs. Pittsburgh (11/3) on the Steelers first drive. The fumble was recovered by the Patriots. Left the game in the third quarter with a foot injury and did not return.
- ★ Returned to action and compiled his second career multiple-sack game at Carolina (11/18).
- ★ Posted the first double-digit tackle game of his career with a career-high 11 tackles vs. Denver (11/24).
- ★ Equaled his career high by picking up his eighth sack of the year in the regular-season finale vs. Buffalo (12/29).

### 2012 (16/16, 2/2)

- ★ Moved from linebacker to defensive end and started all 16 regular-season contests and compiled 61 tackles, eight sacks, one pass defended, a career-high five forced fumbles and four fumble recoveries.
- ★ Started both playoff games and accumulated 12 tackles and two sacks, one interception and two passes defended.
- ★ His four strip-sacks were tied for the second most in a single season in team history. Three were recovered by New England:
  - Week 4 at Buffalo (Recovered by BUF)
  - Week 5 vs. Denver (Recovered by NE)

## LEAGUE LEADER SINCE 2010

Ninkovich has more opponent fumble recoveries (13) over the last five seasons (2010-2014) than any other NFL player. Chicago's Brian Urlacher (retired) and Vince Wilfork are second during that time with seven opponent fumble recoveries.

## FORCING THE ISSUE

Rob Ninkovich forced two fumbles vs. Denver (10/7/12) to become one of nine Patriots players to record at least two forced fumbles in a single game.

### Most Forced Fumbles in a game/ Patriots History

Player	Fumbles
Mike Vrabel (10/28/07 vs. Washington)	3
<b>Rob Ninkovich (10/07/12 vs. Denver)</b>	<b>2</b>
Kyle Arrington (09/08/13 at Buffalo)	2
Brandon Spikes (09/30/12 at Buffalo)	2
Adalious Thomas (12/16/07 vs. NY Jets)	2
Rosevelt Colvin (09/16/07 vs. San Diego)	2
Roman Phifer (11/23/02 vs. Minnesota)	2
Tebucky Jones (12/22/01 vs. Miami)	2
Ferric Collons (10/20/96 at Indianapolis)	2

- Week 7 vs. N.Y. Jets (Recovered by NE)
- Week 11 vs. Indianapolis (Recovered by NE)
- ★ Started in the win at Buffalo (9/30) and made five tackles, including a strip sack of Ryan Fitzpatrick for 5 yards.
- ★ Became second player in as many weeks, joining Brandon Spikes, and eighth player in team history to force two or more fumbles in a game vs. Denver (10/7). His first forced fumble came on a strip-sack of Peyton Manning in the third quarter that led to a touchdown and the second was late in the game deep in Patriots territory that sealed the win for the Patriots.
- ★ Made six tackles and finished with a ½ sack in the overtime win vs. N.Y. Jets (10/21), including the final play of the game where he and Jermaine Cunningham combined for a sack and Ninkovich forced and recovered a fumble to end the game.
- ★ Compiled a season-high seven tackles and a strip-sack of Andrew Luck that he recovered. The turnover led to a Patriots touchdown in the win vs. Indianapolis (11/18).
- ★ Had five tackles and his career-high and team leading eighth sack of the season vs. San Francisco (12/16).
- ★ Started at left end in the win vs. Miami (12/30), but left in the second quarter with a hip injury and did not return.
- ★ Compiled four tackles and an interception that the Patriots converted into a touchdown in the AFC Divisional Playoff win vs. Houston (1/13).
- ★ Tallied eight tackles and two sacks in the AFC Championship vs. Baltimore (1/20).

### 2011 (16/16, 3/3)

- ★ Started all 16 regular-season games and finished with 62 tackles and compiled 6½ sacks for 54 yards. Also scored his first career touchdown on an interception return.
- ★ Started all three playoff games and made 16 tackles and two sacks for 12½ yards.
- ★ Recovered a muffed punt vs. N.Y. Giants (11/6) that led to a field goal.
- ★ Keyed the Patriots defense in a win at the N.Y. Jets (11/13) on Sunday Night Football with five tackles and two second-half interceptions, the latter a 12-yard pick-six for his first career touchdown to seal a 37-16 win.
- ★ Started and collected five tackles and 1½ sacks for 9½ yards vs. Denver (1/14) in the AFC Divisional Playoff. Also forced a fumble on the Broncos first drive that led to a Patriots touchdown.

**2010 (16/10, 1/1)**

★ Played in all 16 regular-season games with 10 starts and finished the season with 58 total tackles on defense, four sacks, two interceptions, three passes defended, three fumble recoveries and 11 special teams tackles. His three fumble recoveries tied for first in the AFC and third in the NFL.

★ Was credited with his first career fumble recovery when James Sanders stripped RB Cedric Benson in the first quarter of the season opener vs. Cincinnati (9/12) to give the Patriots possession on the Bengals 28-yard line.

★ Made his first career start at N.Y. Jets (9/19), registering five tackles and one special teams tackle.

★ Recorded his first two NFL interceptions at Miami (10/4), picking off QB Chad Henne in the first quarter and again in the second quarter, marking the first two-interception game for a Patriot since Leigh Bodden had three vs. NY. Jets on Nov. 22, 2009. Ninkovich also added his second career sack in the fourth quarter.

★ Registered a career-high nine tackles vs. Baltimore (10/17).

★ Returned a fumble 63 yards at San Diego (10/24) to the Chargers' 8-yard line, setting up a field goal by Stephen Gostkowski (10/24). The return was the second-longest fumble return in Patriots history, second only to Richard Seymour's 68-yard touchdown return (10/3/04). Registered one tackle.

★ Recorded the first two-sack game of his career vs. Miami (1/2), dropping Tyler Thigpen for a 3-yard loss in the second quarter and an 8-yard loss in the fourth quarter. Also recovered a Chad Henne fumble at the New England 41-yard line that was forced by Eric Moore, ultimately leading to a Patriots field goal in a 38-7 win.

**2009 (15/0, 1/0)**

★ Waived by New Orleans late in July and was signed by New England on Aug. 2, 2009.

★ Played in 15 regular-season games, tallying two passes defended and 11 special teams tackles.

★ Played on special teams in the postseason game vs. Baltimore (1/10).

★ Was inactive vs. N.Y. Jets (11/22).

★ Saw significant action at outside linebacker at Denver (10/11) and registered his first NFL sack hauling down former Purdue teammate Kyle Orton for a 3-yard loss in the second quarter.

★ Tallied four tackles on defense in the 59-0 victory vs. Tennessee (10/18).

**2008 (1/0 – Miami)**

★ Began the season on the Miami practice squad.

★ Was signed from the practice squad to the 53-man roster on Nov. 15 and saw action in a reserve role vs. Oakland (11/16).

★ Was waived by Miami on Nov. 20 and re-signed to the Miami practice squad.

**2008 (0/0 – New Orleans)**

★ Signed by New Orleans off the Miami practice squad on Dec. 3 and was inactive for the final four games of the season.

**2007 (4/0 – Miami)**

★ Played in four games for Miami in a reserve role.

★ Was inactive for 12 contests.

★ Finished the year with two special teams tackles.

**2006 (3/0 – New Orleans)**

★ As a rookie with the Saints, played in three games as a reserve and posted two tackles and a pass defended on defense and two special teams tackles.

★ Sustained a knee injury in a Week 3 game vs. Atlanta (9/25) and was placed on injured reserve.

**COLLEGE**

★ Was a two-year letterman at Purdue (2004-05) during which time he played in 23 games with five starts.

★ Amassed 71 tackles, 16 sacks, two interceptions, two forced fumbles and a fumble recovery during that time.

★ As a senior, was a second-team All-Big Ten selection when he registered 48 tackles, eight sacks, two interceptions, two forced fumbles and one fumble recovery.

★ Also caught a 1-yard touchdown pass from Curtis Painter in a 37-3 win over Illinois.

★ Matched his single-game career high with four sacks against Indiana for the second year in a row.

★ Tallied eight sacks as a junior, including two in a 41-16 victory over Notre Dame. Also hauled in a 2-yard touchdown pass from Kyle Orton.

★ Transferred to Purdue following a two-year stint at Joliet (Ill.) Junior College (2002-03).

★ While there, set the school single-season record for sacks with 16 in 2003.

★ Helped Joliet Junior College to the NJCAA National Championship as a freshman in 2002.

**PERSONAL**

★ Robert Michael Ninkovich was born on Feb. 1, 1984, in Blue Island, Ill.

★ Attended Lincoln-Way Central High School in New Lenox, Ill., where he played defensive end and tight end.

★ Also lettered in baseball.

★ Majored in organizational leadership and supervision at Purdue

★ Married to wife, Paige.

# ROB NINKOVICH

Pos: DE Ht: 6-2 Wt: 260 Year: 9th Acq: FA-09 College: Purdue Born: 2/1/84

REGULAR SEASON		TACKLES						INTERCEPTIONS						MISCELLANEOUS					
Year	Team	G/S	TT	UT	A	S	Yds	No	Yds	Avg	Lg	TD	PD	FF	FR	Yds	TD	SpT	
2006	Saints	3/0	2	2	0	0.0	0.0	0	0	0.0	0	0	1	0	0	0	0	2	
2007	Dolphins	4/0	0	0	0	0.0	0.0	0	0	0.0	0	0	0	0	0	0	0	2	
2008	Dolphins/Saints	1/0	0	0	0	0.0	0.0	0	0	0.0	0	0	0	0	0	0	0	0	
2009	Patriots	15/0	10	5	5	1.0	3.0	0	0	0.0	0	0	2	0	0	0	0	11	
2010	Patriots	16/10	58	35	23	4.0	25.0	2	1	0.5	1	0	3	0	3	63	0	11	
2011	Patriots	16/16	62	46	16	6.5	54.0	2	30	15.0	18	1	4	1	2	0	0	1	
2012	Patriots	16/16	61	47	14	8.0	50.5	0	0	0.0	0	0	0	5	4	0	0	0	
2013	Patriots	16/16	93	65	28	8.0	38.0	0	0	0.0	0	0	1	2	2	0	0	0	
2014	Patriots	16/16	56	45	11	8.0	54.0	1	11	11.0	11	0	2	0	1	0	0	1	
<b>Totals - 9 Years</b>		<b>103/74</b>	<b>342</b>	<b>245</b>	<b>97</b>	<b>35.5</b>	<b>224.5</b>	<b>5</b>	<b>42</b>	<b>8.4</b>	<b>18</b>	<b>1</b>	<b>13</b>	<b>8</b>	<b>12</b>	<b>63</b>	<b>0</b>	<b>28</b>	
<b>Additional Statistics:</b> 2011 - Recovered muffed punt vs. N.Y. Giants (11/6/11); One kick return for 10 yards vs. Buffalo (9/25/11).																			
POSTSEASON		TACKLES						INTERCEPTIONS						MISCELLANEOUS					
Year	Team	G/S	TT	UT	A	S	Yds	No	Yds	Avg	Lg	TD	PD	FF	FR	Yds	TD	SpT	
2009	Patriots	1/0	0	0	0	0.0	0.0	0	0	0.0	0	0	0	0	0	0	0	0	
2010	Patriots	1/1	4	2	2	0.0	0.0	0	0	0.0	0	0	2	0	0	0	0	0	
2011	Patriots	3/3	16	8	8	2.0	12.5	0	0	0.0	0	0	0	1	0	0	0	0	
2012	Patriots	2/2	12	6	6	2.0	5.0	1	6	6.0	6	0	2	0	0	0	0	0	
2013	Patriots	2/2	3	3	0	0.0	0.0	0	0	0.0	0	0	0	0	0	0	0	0	
2014	Patriots	3/3	15	8	7	1.0	8.0	0	0	0.0	0	0	2	0	0	0	0	0	
<b>Totals - 6 Years</b>		<b>12/11</b>	<b>50</b>	<b>27</b>	<b>23</b>	<b>5.0</b>	<b>25.5</b>	<b>1</b>	<b>6</b>	<b>6.0</b>	<b>6</b>	<b>0</b>	<b>6</b>	<b>1</b>	<b>0</b>	<b>0</b>	<b>0</b>	<b>0</b>	

# NINKOVICH'S CAREER GAME-BY-GAME

2006	Opponent	P/S	TT	UT	A	S	Yds	Int	Yds	PD	FF	FR	SpT
09/10	at Cleveland	p	1	1	0	-	-	-	-	-	-	-	2
09/17	at Green Bay	p	1	1	0	-	-	-	-	1	-	-	-
09/25	Atlanta	p	0	0	0	-	-	-	-	-	-	-	-
10/1	at Carolina	Placed on injured reserve											
<b>2006 Totals</b>			<b>3/0</b>	<b>2</b>	<b>2</b>	<b>0</b>	<b>0.0</b>	<b>0.0</b>	<b>0</b>	<b>0</b>	<b>1</b>	<b>0</b>	<b>2</b>

2007	Opponent	P/S	TT	UT	A	S	Yds	Int	Yds	PD	FF	FR	SpT
09/09	at Washington	Inactive											
09/16	Dallas	p	0	0	0	-	-	-	-	-	-	-	-
09/23	at N.Y. Jets	p	0	0	0	-	-	-	-	-	-	-	1
09/30	Oakland	Inactive											
10/07	at Houston	Inactive											
10/14	at Cleveland	Inactive											
10/21	New England	Inactive											
10/28	N.Y. Giants	p	0	0	0	-	-	-	-	-	-	-	1
11/11	Buffalo	Inactive											
11/18	at Philadelphia	Inactive											
11/26	at Pittsburgh	Inactive											
12/02	N.Y. Jets	Inactive											
12/09	at Buffalo	p	0	0	0	-	-	-	-	-	-	-	-
12/16	Baltimore	Inactive											
12/23	at New England	Inactive											
12/30	Cincinnati	Inactive											
<b>2007 Totals</b>			<b>4/0</b>	<b>0</b>	<b>0</b>	<b>0.0</b>	<b>0.0</b>	<b>0</b>	<b>0</b>	<b>0</b>	<b>0</b>	<b>0</b>	<b>2</b>

2008	Opponent	P/S	TT	UT	A	S	Yds	Int	Yds	PD	FF	FR	SpT
Signed by Miami to 53-man roster from practice squad (11/15/08)													
11/16	Oakland	p	0	0	0	-	-	-	-	-	-	-	-
Released by Miami (11/21/08); Signed by Miami to practice squad (11/22/08)													
Signed by New Orleans to 53-man roster from Miami practice squad (12/3/08)													
12/07	Atlanta	Inactive											
12/11	at Chicago	Inactive											
12/21	at Detroit	Inactive											
12/28	Carolina	Inactive											
<b>2008 Totals</b>			<b>1/0</b>	<b>0</b>	<b>0</b>	<b>0.0</b>	<b>0.0</b>	<b>0</b>	<b>0</b>	<b>0</b>	<b>0</b>	<b>0</b>	<b>0</b>

2009	Opponent	P/S	TT	UT	A	S	Yds	Int	Yds	PD	FF	FR	SpT
09/14	Buffalo	p	1	0	1	-	-	-	-	-	-	-	-
09/20	at N.Y. Jets	p	0	0	0	-	-	-	-	-	-	-	-
09/27	Atlanta	p	0	0	0	-	-	-	-	-	-	-	1
10/04	Ravens	p	0	0	0	-	-	-	-	-	-	-	1
10/11	at Denver	p	1	1	0	1.0	3.0	-	-	1	-	-	-
10/18	Tennessee	p	4	2	2	-	-	-	-	-	-	-	2
10/25	at Tampa Bay	p	0	0	0	-	-	-	-	-	-	-	-
11/08	Miami	p	0	0	0	-	-	-	-	-	-	-	-
11/15	at Indianapolis	p	0	0	0	-	-	-	-	-	-	-	-
11/22	N.Y. Jets	Inactive											
11/30	at New Orleans	p	0	0	0	-	-	-	-	-	-	-	1
12/06	at Miami	p	0	0	0	-	-	-	-	-	-	-	1
12/13	Carolina	p	1	0	1	-	-	-	-	-	-	-	-
12/20	at Buffalo	p	1	0	1	-	-	-	-	-	-	-	-
12/27	Jacksonville	p	1	1	0	-	-	-	-	-	-	-	3
01/03	at Houston	p	1	1	0	-	-	-	-	1	-	-	1
<b>2009 Totals</b>			<b>15/0</b>	<b>10</b>	<b>5</b>	<b>5</b>	<b>1.0</b>	<b>3.0</b>	<b>0</b>	<b>0</b>	<b>2</b>	<b>0</b>	<b>11</b>
01/10	at Baltimore	p	0	0	0	-	-	-	-	-	-	-	-
<b>2009 Postseason</b>			<b>1/0</b>	<b>0</b>	<b>0</b>	<b>0.0</b>	<b>0.0</b>	<b>0</b>	<b>0</b>	<b>0</b>	<b>0</b>	<b>0</b>	<b>0</b>

2010	Opponent	P/S	TT	UT	A	S	Yds	Int	Yds	PD	FF	FR	SpT
09/12	Cincinnati	p	4	2	2	-	-	-	-	-	-	-	1
09/19	at N.Y. Jets	S	5	3	2	-	-	-	-	-	-	-	1
09/26	Buffalo	S	2	0	2	-	-	-	-	-	-	-	-
10/04	at Miami	S	5	3	2	1.0	7.0	2	1	2	-	-	1
10/17	Baltimore	S	9	8	1	-	-	-	-	-	-	-	-
10/24	at San Diego	S	1	1	0	-	-	-	-	-	-	-	1
10/31	Minnesota	S	3	1	2	-	-	-	-	-	-	-	1
11/07	at Cleveland	S	4	1	3	-	-	-	-	-	-	-	-
11/14	at Pittsburgh	S	3	2	1	-	-	-	-	-	-	-	-
11/21	Indianapolis	p	2	0	2	-	-	-	-	-	-	-	-
11/25	at Detroit	p	2	0	2	-	-	-	-	-	-	-	-
12/06	N.Y. Jets	p	2	2	0	-	-	-	-	-	-	-	1
12/12	at Chicago	S	2	1	1	-	-	-	-	1	-	-	3


12/19	Green Bay	p	6	5	1	1.0	7.0	-	-	-	-	-	1
12/26	at Buffalo	p	3	2	1	-	-	-	-	-	-	-	1
01/02	Miami	S	5	4	1	2.0	11.0	-	-	-	-	-	1
<b>2010 Totals</b>			<b>16/10</b>	<b>58</b>	<b>35</b>	<b>23</b>	<b>4.0</b>	<b>25.0</b>	<b>2</b>	<b>1</b>	<b>3</b>	<b>0</b>	<b>3</b>
01/16	N.Y. Jets	S	4	2	2	-	-	-	-	-	-	-	2
<b>2010 Postseason</b>			<b>1/1</b>	<b>4</b>	<b>2</b>	<b>2</b>	<b>0.0</b>	<b>0.0</b>	<b>0</b>	<b>0</b>	<b>0</b>	<b>2</b>	<b>0</b>

2011	Opponent	P/S	TT	UT	A	S	Yds	Int	Yds	PD	FF	FR	SpT
09/12	at Miami	S	1	1	0	-	-	-	-	-	-	-	-
09/18	San Diego	S	0	0	0	1.0	0.0	-	-	-	-	-	1
09/25	at Buffalo	S	1	1	0	-	-	-	-	-	-	-	-
10/02	at Oakland	S	5	4	1	-	-	-	-	-	-	-	-
10/09	N.Y. Jets	S	6	3	3	0.5	0.0	-	-	-	-	-	-
10/16	Dallas	S	5	3	2	-	-	-	-	1	-	-	-
10/30	at Pittsburgh	S	3	2	1	-	-	-	-	-	-	-	-
11/06	N.Y. Giants	S	7	2	5	-	-	-	-	1	-	-	-
11/13	at N.Y. Jets	S	5	5	0	-	-	2	30	2	-	-	-
11/21	Kansas City	S	6	6	0	1.0	5.0	-	-	-	-	-	-
11/27	at Philadelphia	S	3	3	0	1.0	7.0	-	-	-	-	-	-
12/04	Indianapolis	S	3	3	0	1.0	8.0	-	-	-	-	-	-
12/11	at Washington	S	6	6	0	-	-	-	-	-	-	-	-
12/18	at Denver	S	5	4	1	1.0	28.0	-	-	-	-	-	1
12/24	Miami	S	4	3	1	1.0	6.0	-	-	-	-	-	1
01/01	Buffalo	S	2	0	2	-	-	-	-	-	-	-	-
<b>2011 Totals</b>			<b>16/16</b>	<b>62</b>	<b>46</b>	<b>16</b>	<b>6.5</b>	<b>54.0</b>	<b>2</b>	<b>3</b>	<b>4</b>	<b>1</b>	<b>2</b>
01/14	Denver	S	5	4	1	1.5	9.5	-	-	-	-	-	1
01/22	Baltimore	S	7	1	6	-	-	-	-	-	-	-	-
02/05	N.Y. Giants	S	4	3	1	0.5	3.0	-	-	-	-	-	-
<b>2011 Postseason</b>			<b>3/3</b>	<b>16</b>	<b>8</b>	<b>8</b>	<b>2.0</b>	<b>12.5</b>	<b>0</b>	<b>0</b>	<b>0</b>	<b>1</b>	<b>0</b>

2012	Opponent	P/S	TT	UT	A	S	Yds	Int	Yds	PD	FF	FR	SpT
09/09	at Tennessee	S	0	0	0	-	-	-	-	-	-	-	-
09/16	Arizona	S	5	3	2	0.5	0.0	-	-	-	-	-	-
09/23	at Baltimore	S	1	1	0	-	-	-	-	-	-	-	-
09/30	at Buffalo	S	5	4	1	1.0	5.0	-	-	-	-	-	1
10/07	Denver	S	6	3	3	1.0	6.0	-	-	-	-	-	2
10/14	at Seattle	S	3	3	0	-	-	-	-	-	-	-	1
10/21	N.Y. Jets	S	6	6	0	0.5	7.5	-	-	-	-	-	1
10/28	at St. Louis	S	6	6	0	1.0	8.0	-	-	-	-	-	-
11/11	Buffalo	S	3	3	0	1.0	2.0	-	-	-	-	-	-
11/18	Indianapolis	S	7	7	0	1.0	5.0	-	-	-	-	-	1
11/22	at N.Y. Jets	S	2	0	2	-	-	-	-	-	-	-	-
12/02	at Miami	S	3	3	0	-	-	-	-	-	-	-	-
12/10	Houston	S	5	3	2	1.0	4.0	-	-	-	-	-	-
12/16	San Francisco	S	5	2	3	1.0	13.0	-	-	-	-	-	-
12/23	at Jacksonville	S	4	3	1	-	-	-	-	-	-	-	-
12/30	Miami	S	0	0	0	-	-	-	-	-	-	-	-
<b>2012 Totals</b>			<b>16/16</b>	<b>61</b>	<b>47</b>	<b>14</b>	<b>8.0</b>	<b>50.5</b>	<b>0</b>	<b>0</b>	<b>0</b>	<b>5</b>	<b>4</b>
01/13	Houston	S	4	2	2	-	-	-	1	6	2	-	-
01/20	Baltimore	S	8	4	4	2.0	5.0	-	-	-	-	-	-
<b>2012 Postseason</b>			<b>2/2</b>	<b>12</b>	<b>6</b>	<b>6</b>	<b>2.0</b>	<b>5.0</b>	<b>1</b>	<b>6</b>	<b>2</b>	<b>0</b>	<b>0</b>

2013	Opponent	P/S	TT	UT	A	S	Yds	Int	Yds	PD	FF	FR	SpT
09/08	at Buffalo	S	8	5	3	-	-	-	-	-	-	-	1
09/12	N.Y. Jets	S	7	6	1	-							





# GREG ORTON



# 16

HT: 6-3 WT: 199  
Born: 12/17/1986 Exp. (NFL/Patriots): 3/1  
GP/GS (Playoffs): 0/0 (0/0) Acq: FA-14  
College: Purdue Hometown: Dayton, Ohio  
SUPER BOWLS:

W I D E R E C E I V E R



## CAREER TRANSACTIONS

Greg Orton was signed by the New England Patriots as a free agent on July 23, 2014 ... Originally signed by Cincinnati as a rookie free agent (5/1/09) ... Released by Cincinnati (8/29/09) ... Signed by Denver as a free agent (8/13/11) ... Released by Denver (9/3/11) ... Signed by Denver to the practice squad (11/30/11) ... Released by Denver (8/31/12) ... Signed by Denver to the practice squad (9/1/12) ... Released by Denver (10/7/13) ... Signed by New England to the practice squad (12/31/13) ... Released by New England (5/22/13).

## SEASONAL REVIEWS

### 2014 (0/0, 0/0)

★ Was hurt early in training camp and was waived/injured before reverting to injured reserve on July 28.

### 2013 (0/0, 0/0 – Denver)

★ Went to training camp with Denver and was waived/injured prior to the start of the regular season and officially released on Oct. 7.

### 2013 (0/0, 0/0)

★ Signed by New England to the practice squad at the end of the regular season, prior to the start of the playoffs.

### 2012 (0/0 – Denver)

★ Spent the entire season on Denver's practice squad after being released at the end of training camp.

### 2011 (0/0 – Denver)

- ★ Signed by Denver during training camp and was released prior to the start of the regular season.
- ★ Re-signed on Broncos practice squad later in the season.

### 2009 (0/0 – Cincinnati)

- ★ Signed with Cincinnati as a rookie free agent and was released at the end of training camp before stints with the Arena Football League's Spokane Shock and the United Football League's Omaha Nighthawks.

## COLLEGE

- ★ Played in 50 career games with 27 starts at Purdue and totaled 203 receptions (fifth in school history) for 2,356 yards (sixth in school history) with 13 touchdowns.
- ★ Averaged 64.7 receptions and 754 receiving yards in each of his final three seasons for the Boilermakers.

## PERSONAL

- ★ Born Gregory Carlton Orton Dec. 17, 1986.
- ★ Named a first-team all-state selection as a senior at Wayne high School in Huber Heights, Texas, after totaling 65 receptions for 1,058 yards with nine touchdowns.
- ★ Studied organizational leadership and supervision at Purdue.

PLAYERS



DARRELLE  
**REVIS**



**24**

HT: 5-11 WT: 198  
Born: 7/14/1985 Exp. (NFL/Patriots): 8/1  
GP/GS (Playoffs): 111/111 (9/9) Acq: FA-14  
College: Pittsburgh Hometown: Aliquippa, Pa.  
PRO BOWLS: SUPER BOWLS:

**C O R N E R B A C K**



**CAREER TRANSACTIONS**

Darrelle Revis was signed by the New England Patriots as a free agent on March 17, 2014 ... Originally drafted by N.Y. Jets in the first round (14th overall) in the 2007 NFL Draft ... Acquired by Tampa Bay from N.Y. Jets in a trade on April 21, 2013, in exchange for a 2013 first-round draft selection and a 2014 fourth-round draft selection ... Released by Tampa Bay (3/12/14).

**CAREER HIGHLIGHTS**

- ★ Was named AFC Defensive Player of the Year in 2009.
- ★ Was named first-team All-Pro for three consecutive seasons (2009-11) and in his first year as a Patriot (2014).
- ★ Selected to six Pro Bowls (2008-11, 13-14).
- ★ Has won two AFC Defensive Player of the Week Awards (Week 12 - 2009 and Week 6 - 2011) and one Defensive Player of the Month Award (December 2009).
- ★ Named to the *Pro Football Weekly* All-Rookie Team in 2007.
- ★ Leads all NFL players in passes defended since entering the NFL in 2007.
- ★ Has 23 career interceptions in the regular season, returning three for touchdowns.
- ★ Of Revis' 23 interceptions, 10 have come in the fourth quarter and five with two minutes or less remaining and the game within seven points.
- ★ Set an NFL record in 2009 with 31 passes defended.

**GAME CHANGER**

Darrelle Revis has 23 career regular-season interceptions - four of which have either sealed a win or led to a game-winning score.

**GAME SAVING INTERCEPTIONS**

**9/7/08 at Miami W 20-14**  
The Dolphins were driving deep into Jets territory late in the fourth quarter when Revis intercepted Miami QB Chad Pennington in the end zone with :10 left to secure the win.

**12/3/09 at Buffalo W 19-13**  
The Bills had possession down by six points with 2:32 left when Revis picked off Bills QB Ryan Fitzpatrick on a deep pass intended for WR Terrell Owens. New York ran out the clock with four kneel downs.

**9/11/11 Dallas W 27-24**  
With the score tied at 24 with under one minute in the fourth quarter, Revis intercepted a Tony Romo pass intended for Dez Bryant and returned the pick 20 yards into Dallas territory to set up the game-winning field goal.

**11/11/13 vs. Miami W 22-19**  
With 1:44 remaining, Dolphins QB Ryan Tannehill threw a deep pass intended for WR Mike Wallace that was picked off by Revis in Buccaneers territory. Tampa Bay took possession and ran out the clock for the victory.

**EXTRA POINTS**

Revis and former Patriots CB Ty Law are close friends, having both grown up in Aliquippa, Pa., Revis considers Law a close family friend. He sees Law as somewhat of an adviser.

"Ty has been a mentor through my whole life. He's a very close friend to my family. I talk to Ty all the time - about life and football. I'm just happy he's on my side and I can bounce questions off of him and ask him certain things because he has a lot of experience. Ty's always there in my corner to help me whether it's football or life. I thank Ty for that."

**SEASONAL REVIEWS**

**2014 (16/16, 3/3)**

- ★ Selected to his sixth career Pro Bowl and to the Associated Press All-Pro First Team.
- ★ Started at left cornerback and played every defensive snap in the Super Bowl XLIX win vs. Seattle (2/1/15), finishing with one tackle and one sack (-2 yards). Limited matchup Doug Baldwin to one catch for three yards.
- ★ Started at left cornerback and posted one tackle, one interception and two passes defended in the AFC Championship win vs. Indianapolis (1/18/15). He picked off Andrew Luck in the third quarter and returned it 30 yards to the Colts 13-yard line, setting up LeGarrette Blount's 13-yard rushing touchdown on the next play to give the Patriots a 38-7 lead.
- ★ Started at left cornerback and posted one tackle in the AFC Divisional win vs. Baltimore (1/10/15).
- ★ Started at left cornerback in the season finale vs. Buffalo (12/28).
- ★ Started at left cornerback and played every defensive snap in the win at N.Y. Jets (12/21), posting four tackles.
- ★ Started and played every defensive snap in the win vs. Miami (12/14), posting two tackles.
- ★ Started and played every defensive snap in the win at San Diego (12/7), posting three tackles and limiting Keenan Allen to a season-low three yards on two catches.
- ★ Started and played every defensive snap at Green Bay (11/30), tallying one tackle and one pass defended.
- ★ Started and posted two tackles and a season-high four passes defended in the win vs. Detroit (11/23). Helped limit Matthew Stafford to just 18 completions on 46 pass attempts.
- ★ Posted three tackles and two passes defended, including one that was tipped and intercepted by Devin McCourty, in the win at Indianapolis (11/16).

## REVIS' TOUCHDOWNS

Date	Opponent	Play
9/28/08	at Arizona	32-yard INT return for TD
11/29/09	Carolina	67-yard INT return for TD
10/17/11	Miami	100-yard INT return for TD

- ★ Recorded five tackles and one pass defended in the win vs. Denver (11/2).
- ★ Posted four tackles, two passes defended and a second-quarter interception off Jay Cutler in the win vs. Chicago (10/26).
- ★ Posted two tackles and one pass defended - breaking up a pass intended for Eric Decker on third-and-five to force a punt in the third quarter - in the win vs. N.Y. Jets (10/16).
- ★ Recorded four tackles and helped limit Sammy Watkins to 27 yards on two receptions in the win at Buffalo (10/12).
- ★ Posted five tackles and forced an A.J. Green fumble in the second quarter that was recovered by Jamie Collins, leading to a Patriots field goal in the win vs. Cincinnati (10/5). The game was the 100th of his career.
- ★ Started at left cornerback and posted a season-high five tackles at Kansas City (9/29).
- ★ Started and played every defensive snap in the win vs. Oakland (9/21), recording three tackles and helping limit the Raiders to just 174 passing yards.
- ★ Registered his first interception as a Patriot when he picked off Matt Cassel in the second quarter of the team's win at Minnesota (9/14). Also limited Greg Jennings to just one catch for four yards.
- ★ Made his Patriots debut, starting at left cornerback, in the season opener at Miami (9/7). He led the team with two passes defended and recovered a second-quarter fumble forced by Logan Ryan in Patriots territory to prevent a Miami scoring drive.

### 2013 (16/16 – Tampa Bay)

- ★ Earned his fifth career Pro Bowl invitation.
- ★ Named Comeback Player of the Year by *The Sporting News*.
- ★ Started all 16 games and posted 50 tackles, one sack, two interceptions and led the team with 11 passes defended. Also forced two fumbles and recovered one.
- ★ Recorded his first interception of the season vs. Arizona (9/29) and led the team with six tackles and one forced fumble.
- ★ Registered four tackles, one forced fumble and one fumble recovery vs. Philadelphia (10/13).
- ★ Posted four tackles, including one for loss and a game-clinching interception vs. Miami (11/11).

### 2012 (2/2 – N.Y. Jets)

- ★ Played two games and recorded 12 tackles, three passes defended, one interception, one forced fumble and one fumble recovery before suffering a knee injury at Miami (9/23).
- ★ Placed on injured reserve Oct. 12.

### 2011 (16/16 – N.Y. Jets)

- ★ Named first-team All-Pro for the third consecutive season.
- ★ Selected to his fourth straight Pro Bowl.

## HONORS & AWARDS

### 2014

Associated Press All-Pro: First Team  
Pro Bowl  
Pro Football Writer's Association All-NFL Team

### 2013

Pro Bowl  
*The Sporting News* Comeback Player of the Year

### 2011

AFC Pro Bowl  
Associated Press All-Pro: First Team  
AFC Defensive Player of the Week (Wk. 6)

### 2010

AFC Pro Bowl  
Associated Press All-Pro: First Team

### 2009

AFC Pro Bowl  
Associated Press All-Pro: First Team  
AFC Defensive Player of the Month (December)

### 2008

AFC Pro Bowl  
AFC Defensive Player of the Week (Wk. 4)

### 2007

*Pro Football Weekly* All-Rookie Team

- ★ Started all 16 games and totaled 56 tackles, four interceptions, returning one for a touchdown and defended 23 passes.
- ★ Intercepted a pass with :59 left in the fourth quarter vs. Dallas (9/11) and returned it 20 yards into Cowboys territory to get into position for a game-winning field goal.
- ★ Recorded the third multiple interception game of his career and tied a Jets team record with a 100-yard interception return for a touchdown vs. Miami (10/17).
- ★ Matched a single-game high with five passes defended vs. N.Y. Giants (12/24).

### 2010 (13/13, 3/3 – N.Y. Jets)

- ★ Named first-team All-Pro for the second straight year.
- ★ Earned his third straight Pro Bowl invitation.
- ★ Started all 13 regular-season games game he played in and registered 35 tackles, 13 passes defended and two fumble recoveries.
- ★ Started all three playoff games and made 13 tackles.
- ★ Inactive due to injury at Miami (9/26), at Buffalo (10/3) and vs. Buffalo (1/2). Had his streak of 50 straight starts to begin his career broken when he was inactive for the Miami game.
- ★ Matched up with WR Calvin Johnson for the entire game at Detroit (11/7) and limited the Pro Bowl receiver to one reception for 13 yards.
- ★ Posted two tackles and a pass defended as he limited WR Terrell Owens to three receptions for 17 yards vs. Cincinnati (11/25).

- ★ Held WR Reggie Wayne, the NFL's second-leading receiver to one reception for 1 yard on his only target in the AFC Wild Card Game at Indianapolis (1/9).
- ★ Recorded a playoff career high eight tackles as he and CB Antonio Cromartie combined to hold WRs Hines Ward and Mike Wallace to three receptions for 20 yards.

#### 2009 (16/16, 3/3 – N.Y. Jets)

- ★ Earned first-team All-Pro honors for the first time in his career.
- ★ Named to the Pro Bowl for the second straight season.
- ★ Started all 16 regular-season games as part of the NFL's top-ranked defense and notched 72 tackles, a career-high six interceptions, returning one for a touchdown and a single-season NFL record 31 passes defended.
- ★ Started all three postseason contests and posted nine tackles, two interceptions and three passes defended.
- ★ Earned AFC Defensive Player of the Week honors after posting two interceptions vs. Carolina (11/29) and returned one for a touchdown. It was the second multiple-interception game of his career.
- ★ Made his NFL playoff debut in the Wild Card Game at Cincinnati (1/9) and made four tackles, registered one interception that led to a Jets touchdown and defended one pass. Held WR Chad Ochocinco to two receptions for 28 yards.
- ★ Intercepted a pass in his second straight playoff game at Indianapolis (1/17) and defended two passes.
- ★ Held WR Reggie Wayne to three receptions for 33 yards in the AFC Championship Game at Indianapolis (1/24).

#### 2008 (16/16 – N.Y. Jets)

- ★ Earned his first career Pro Bowl invitation.
- ★ Started all 16 games and totaled 59 tackles, one sack, five interceptions, 15 passes defended, one forced fumble, two fumble recoveries and one forced fumble.
- ★ Intercepted his first pass of the season in the season opener at Miami (9/7) with :10 remaining in the fourth quarter, sealing a 20-14 win.
- ★ Recorded the first multi-interception game of his career vs. Arizona (9/28), returning one for his first career touchdown.
- ★ Tallied his first career strip sack and fumble recovery vs. Buffalo (11/2). Also had one interception.
- ★ Tallied an interception late in the fourth quarter to clinch a 31-27 win at Buffalo (12/14).

#### 2007 (16/16 – N.Y. Jets)

- ★ Started every game as a rookie, logging a career-high 91 tackles, three interceptions, one forced fumble and a team-high 13 passes defended.
- ★ Became the first Jets rookie to start at cornerback for the Jets on opening day in 11 seasons vs. New England (9/9) and recorded six tackles.
- ★ Recorded the first interception of his career vs. Buffalo (10/28).
- ★ Helped break Terrell Owens' streak of four consecutive 100-yard receiving performances by limiting him to six catches for 65 yards at Dallas (11/22).

#### COLLEGE

- ★ Finished three-year career at Pittsburgh with 129 tackles, eight interceptions and four touchdowns - two via punt returns and two on interceptions.
- ★ Semifinalist for the 2006 Jim Thorpe Award for the nation's top defensive back.
- ★ First Pitt cornerback to be selected first-team all-conference twice since Hank Poteat in 1998 and 1999.
- ★ His 73-yard punt return against West Virginia was selected the 2006 "College Play of the Year" by ESPN.
- ★ As a junior, became the first player in Pitt history to return an interception for a touchdown in consecutive games.
- ★ Named first-team Freshman All America by *The Sporting News*.

#### PERSONAL

- ★ Played quarterback, defensive back, wide receiver and kick returner at Aliquippa High School, where he was named Pennsylvania Class AA Player of the Year and a first-team selection of the Pennsylvania Class AA All-State team as a senior.
- ★ Also ran track and played basketball in high school. Ran on the WPIAL Class AA champion 400-meter relay team that placed third in state championships. Earned Pennsylvania Class AA All-State first team honors and a selection for the *Pittsburgh Post Gazette's* "Fabulous Five" in basketball.
- ★ Nephew of former defensive tackle Sean Gilbert, who spent 12 seasons with the Rams, Redskins, Panthers and Raiders and also attended Pitt (1988-91) and Aliquippa High School.
- ★ Majored in social sciences at Pittsburgh.
- ★ Founded the Revis Island Foundation in 2007 to provide underprivileged and at-risk youth with academic tools to become more productive and resourceful students.
- ★ Son of Diana Gilbert and Darryl Davis.
- ★ Born Darrelle Shavar Revis on July 14, 1985, in Aliquippa, Pa.
- ★ Has a daughter, Deyani, and a son, Jayden.

# DARRELLE REVIS


Pos: CB Ht: 5-11 Wt: 198 Year: 8th Acq: FA-14 College: Pittsburgh Born: 7/14/85

REGULAR SEASON		TACKLES						INTERCEPTIONS						MISCELLANEOUS				
Year	Team	G/S	TT	UT	A	S	Yds	No	Yds	Avg	Lg	TD	PD	FF	FR	Yds	TD	SpT
2007	N.Y. Jets	16/16	91	77	14	0.0	0.0	3	20	6.7	19	0	17	1	0	0	0	0
2008	N.Y. Jets	16/16	59	45	14	1.0	9.0	5	38	7.6	32t	1	16	1	2	0	0	0
2009	N.Y. Jets	16/16	72	59	13	0.0	0.0	6	121	20.2	67t	1	31	0	0	0	0	0
2010	N.Y. Jets	13/13	35	28	7	0.0	0.0	0	0	0.0	0	0	10	0	2	10	0	0
2011	N.Y. Jets	16/16	56	49	7	0.0	0.0	4	184	46.0	100t	1	21	0	0	0	0	0
2012	N.Y. Jets	2/2	12	10	2	0.0	0.0	1	1	1.0	1	0	3	1	1	0	0	0
2013	Buccaneers	16/16	50	43	7	1.0	6.0	2	3	1.5	3	0	11	2	1	0	0	0
2014	Patriots	16/16	49	41	8	0.0	0.0	2	0	0.0	0	0	14	1	1	0	0	0
<b>Totals - 8 Years</b>		<b>111/111</b>	<b>424</b>	<b>352</b>	<b>72</b>	<b>2.0</b>	<b>15.0</b>	<b>23</b>	<b>367</b>	<b>16.7</b>	<b>100t</b>	<b>3</b>	<b>123</b>	<b>6</b>	<b>7</b>	<b>10</b>	<b>0</b>	<b>0</b>

Additional Statistics: Punt returns - 2 for 5 yards (2009); Kickoff returns - 1 for 3 yards (2011).

POSTSEASON		TACKLES						INTERCEPTIONS						MISCELLANEOUS				
Year	Team	G/S	TT	UT	A	S	Yds	No	Yds	Avg	Lg	TD	PD	FF	FR	Yds	TD	SpT
2009	N.Y. Jets	3/3	9	9	0	0.0	0.0	2	26	13.0	20	0	3	0	0	0	0	0
2010	N.Y. Jets	3/3	14	8	6	0.0	0.0	0	0	0.0	0	0	2	0	0	0	0	0
2014	Patriots	3/3	3	3	0	1.0	2.0	1	30	30.0	30	0	2	0	0	0	0	0
<b>Totals - 3 Years</b>		<b>9/9</b>	<b>26</b>	<b>20</b>	<b>6</b>	<b>1.0</b>	<b>2.0</b>	<b>3</b>	<b>56</b>	<b>18.7</b>	<b>30</b>	<b>0</b>	<b>7</b>	<b>0</b>	<b>0</b>	<b>0</b>	<b>0</b>	<b>0</b>





# STEVAN RIDLEY



HT: 5-11 WT: 220  
 Born: 1/27/1989 Exp. (NFL/Patriots): 4/4  
 GP/GS (Playoffs): 52/25 (5/1) Acq: D3a-11 (73rd)  
 College: Louisiana State Hometown: Natchez, Miss.  
SUPER BOWLS:

**R U N N I N G B A C K**



## PRONOUNCED STEE-ven

### CAREER TRANSACTIONS

Stevan Ridley was drafted by the New England Patriots in the third round (73rd overall) of the 2011 NFL Draft.

### CAREER HIGHLIGHTS

- ★ Named to the 2012 *USA Today* All-Joe Team.
- ★ In 2012, Ridley reached 1,200 yards to give New England its fifth 1,200-yard rusher and became the 12th Patriots player to reach 1,000 yards rushing. Ridley has compiled the 15th season in Patriots history with over 1,000 yards rushing.
- ★ His 13 rushing touchdowns in 2012 tied for fifth-most in team history.
- ★ Has 588 rushing attempts for 2,599 yards for a 4.42 average and holds for the all-time lead in rushing average (minimum 450 carries).

### SEASONAL REVIEWS

#### 2014 (6/5, 0/0)

- ★ Placed on injured reserve (10/16).
- ★ Rushed 10 times for 23 yards and caught one pass for six yards before leaving the game with a serious knee injury in the third quarter in the win at Buffalo (10/12).
- ★ Totaled 113 yards and one touchdown on 27 carries in the win vs. Cincinnati (10/5), including a career-long 43-yard run in the third quarter. It marked his seventh career 100-yard rushing game and the second of the season. The Patriots are 7-0 when he rushes for over 100 yards.
- ★ Had five carries for 28 yards at Kansas City (9/29).
- ★ Started at running back and carried the ball 19 times for 54 yards in the win vs. Oakland (9/21). Also had one catch for seven yards.
- ★ Rushed for over 100 yards for the sixth time in his career in the win at Minnesota (9/14), finishing with 25 carries for 101 yards and one touchdown.
- ★ Started at running back in the season opener at Miami (9/7), rushing eight times for 21 yards and adding two receptions for seven yards.

#### 2013 (14/6, 2/0)

- ★ Appeared in 14 regular-season contests with six starts and led the team with 178 rushes for 773 yards and seven touchdowns. Also had 10 receptions for 62 yards.
- ★ Played both playoff games as a reserve and compiled 19 rushes for 69 yards and two touchdowns.

### HONORS & AWARDS

2012  
*USA Today* All-Joe Team

## EXTRA POINTS

- ★ Ridley surprised many with his breakout junior season at LSU which led to his decision to leave school early for the NFL. He eventually made the choice after careful discussions with friends and family.  
 "I had a group of people around me, my mom and my dad, my uncle, my high school coach, a close family friend who is the family lawyer, and weighed all the options," Ridley said, adding that he didn't make an impetuous decision, but one that "we put a lot of work into to see if it was my best move to come back or leave."
- ★ Was inactive due to injury at Cincinnati (10/6) and was a healthy scratch at Houston (12/1).
- ★ Posted one 100-yard rushing effort with 26 carries for 115 yards and two touchdowns vs. Pittsburgh (11/3).
- ★ Scored two rushing touchdowns twice:
  - vs. New Orleans (10/13)
  - vs. Pittsburgh (11/3)
- ★ Totaled seven touchdowns in a five-game stretch from at N.Y. Jets (10/20) to at Carolina (11/18).
- ★ Averaged better than 5.0 yards per carry three times:
  - at Buffalo (9/8) - 5.1
  - vs. Miami (10/27) - 5.6
  - vs. Buffalo (12/29) - 6.2
- ★ Rushed 11 times for 53 yards and posted two receptions for 26 yards at Atlanta (9/29), including a career-long 24-yard reception to sustain a drive that led to a touchdown.
- ★ Led the Patriots rushing attack vs. New Orleans (10/13) with 96 yards on 20 carries and two touchdowns.
- ★ Led the team with 14 carries for 79 yards and a key fourth-quarter touchdown vs. Miami (10/27).
- ★ Rushed 26 times for 115 yards and two touchdowns vs. Pittsburgh (11/3), marking the first time in 2013 Ridley eclipsed 100 yards rushing and the fifth of his career. It was also his second two-touchdown game of

### RIDLEY RUNS INTO RECORD BOOKS

Stevan Ridley has 639 rushing attempts for 2,794 yards for a 4.37 yard average and now holds the record for the all-time team lead in rushing average.

#### HIGHEST RUSHING AVERAGE (Career - 450 Attempts)

Player	Average
Stevan Ridley	4.37, 2011-14 (639-2,794)
Corey Dillon	4.22, 2004-06 (753-3,180)
Craig James	4.22, 1984-88 (585-2,469)
Kevin Faulk	4.17, 1999-2011 (864-3,607)
Laurence Maroney	4.17, 2006-09 (582-2,430)

## RIDLEY GOING STRONG

Stevan Ridley became the fifth Patriots player to reach 1,200 yards and his 1,263 yards in 2012 are the fourth best in franchise history.

### MOST YARDS RUSHING/SINGLE SEASON

Player	Season	Yds
Corey Dillon	2004	1,635
Curtis Martin	1995	1,487
Jim Nance	1966	1,458
<b>Stevan Ridley</b>	<b>2012</b>	<b>1,263</b>
Craig James	1985	1,227

## TEAM LEADER

Ridley finished tied for third in the NFL with 12 rushing touchdowns in 2012. The 12 rushing touchdowns tied Corey Dillon (2005 and 2004), Antowain Smith (2001) and Steve Grogan (1976) for fifth all-time in team history.

### MOST RUSHING TOUCHDOWNS/SEASON IN PATRIOTS HISTORY

14	Curtis Martin, 1996
14	Curtis Martin, 1995
13	BenJarvus Green-Ellis, 2010
13	Corey Dillon, 2006
<b>12</b>	<b>Stevan Ridley, 2012</b>
12	Corey Dillon, 2005
12	Corey Dillon, 2004
12	Antowain Smith, 2001
12	Steve Grogan, 1976

the season and fourth of his career.

★ Notched 52 yards rushing on 14 carries and two touchdowns in the Divisional Playoff vs. Indianapolis (1/11) as part of a Patriots attack that scored six rushing touchdowns against the Colts. That mark tied the second best rushing touchdown performance in NFL postseason history and scoring the most rushing touchdowns in the history of the franchise (regular season or playoffs).

### 2012 (16/12, 2/1)

★ Played in all 16 regular-season games, making 12 starts and finished with the fourth-highest rushing total in team history - 1,263 rushing yards on 290 carries and 12 touchdowns rushing (tied for fifth all time). Also tallied six receptions for 51 yards.

★ Became the 12th running back in Patriots history to rush for 1,000 yards rushing in a season and only the fourth Patriot to eclipse 1,200 yards.

★ Appeared in both postseason contests, making one start in the AFC Championship and rushed 33 times for 152 yards and one touchdown. Also tallied one reception for 13 yards.

★ Finished seventh in the NFL and third in the AFC in rushing.

★ Scored 12 rushing TDs in 2012. It is the 13th time

## 100-YARD GAMES

### REGULAR SEASON 100-YARD GAMES (7)

DATE	OPPONENT	NO.	YDS	AVG.	LG	TD
9/9/12	at Tennessee	21	125	6.0	17	1
9/30/12	at Buffalo	22	106	4.8	13	2
10/7/12	Denver	28	151	5.4	20	1
10/28/12	at St. Louis	15	127	8.5	41	1
11/3/13	Pittsburgh	26	115	4.4	13	2
9/14/14	at Minnesota	25	101	4.0	16	1
10/5/14	vs. Cincinnati	27	113	4.2	43	1

## RIDLEY'S SINGLE GAME CAREER HIGHS

### Single Game Rushing Highs:

<b>Attempts</b>	28 vs. Denver (10/7/12)
	27 vs. Cincinnati (10/5/14)
	26 vs. Pittsburgh (11/3/13)
<b>Yards</b>	151 vs. Denver (10/7/12)
	127 at St. Louis (10/28/12)
	125 at Tennessee (9/9/12)
<b>Longest Rush</b>	43 vs. Cincinnati (10/5/14)
	41 at St. Louis (10/28/12)
	33t at Oakland (10/2/11)
<b>Touchdowns</b>	2 - Four Times. Most Recent: vs. Pittsburgh (11/3/13)

in Patriots history that a running back has finished a season with 10 or more touchdowns rushing.

★ Rushed for over 100 yards in four games:

- Week 1 at Tennessee (125 yds)
- Week 4 at Buffalo (106)
- Week 5 vs. Denver (151)
- Week 8 at St. Louis (127)

★ Scored multiple rushing touchdowns twice:

- Week 4 at Buffalo (2)
- Week 17 vs. Miami (2)

★ Started and rushed for 125 yards on 21 carries, eclipsing the 100-yard mark for the first time in his career, in the season-opening win at Tennessee (9/9). Also made two receptions for 27 yards including a career-long 20-yard reception. Five carries went for 15 yards or more; no Patriots running back in at least the past 25 years had done that in a single game.

★ Started and rushed for 106 yards on 22 carries and two touchdowns for the second 100-yard rushing game of the season. Ridley and Brandon Bolden (137 yards) became the first Patriots running back duo to eclipse 100 yards rushing in the same game since Nov. 23, 1980, at Baltimore Colts, when Don Calhoun (106) and Vagas Ferguson (100) each went over 100 yards rushing. Also posted one reception for 11 yards.

★ Rushed for a career-high 151 yards on 28 carries and one touchdown vs. Denver (10/7) as part of a rushing attack that eclipsed 200 yards in back-to-back games for the first time since 1978.

★ Carried 15 times for 127 yards and one touchdown including a career-long 41-yard rush that set up a touchdown at St. Louis (10/28).

★ Finished with 71 yards on 19 carries and a touchdown, including 46 yards on 11 rushes in the Patriots final drive to help seal the win at Miami (12/2). Eclipsed the 1,000-yard plateau for the first time in his career, becoming the 12th Patriot to achieve that mark and the 15th occurrence in franchise history.

★ Scored two touchdowns on 74 yards and 20 carries for his second multi-touchdown game of the season vs. Miami (12/30).

★ Rushed 15 times for 82 yards and his first postseason touchdown in the Divisional Playoff win vs. Houston (1/13). Also had one reception for 13 yards.

### 2011 (16/2, 1/0)

★ Played in all 16 regular-season games with two starts

and gained 441 yards on 87 carries and one touchdown. Also tallied three receptions for 13 yards and had 7 kickoff returns for 152 yards.

★ Appeared in one playoff game, accumulating 25 yards of offense vs. Denver (1/14).

★ Ran for 97 yards on 10 carries at Oakland (10/2). Had several long runs, including a 33-yard touchdown in the third quarter for his first NFL score. Also had one reception for 3 yards.

★ Made his NFL debut at Miami (9/12).

★ Accumulated 21 yards on four rushes and posted one reception for 4 yards in the AFC Divisional Playoff win vs. Denver (1/14).

★ Was inactive for AFC Championship win vs. Baltimore (1/22).

★ Dressed but did not play vs. N.Y. Giants in Super Bowl XLVI (2/5).

## COLLEGE

★ Started nine-of-39 games that he played in at Louisiana State, carrying 306 times for 1,419 yards (4.6 avg.) and 19 touchdowns.

★ Caught 17 passes for 94 yards (5.5 avg.).

★ Recorded 26 tackles and gained 1,513 all-purpose yards.

★ Became the 13th player in school history to rush for over 1,000 yards in a season.

★ His 1,147 rushing yards in 2010 rank seventh on the Tigers' annual record chart behind Charles Alexander (1,686 in 1977; 1,172 in 1978), Kevin Faulk (1,282 in 1996; 1,279 in 1998), Dalton Hilliard (1,268 in 1984) and Charles Scott (1,174 in 2008).

★ His 249 carries in 2010 placed fifth on the university's season-record list, topped by Charles Alexander (311 in 1977; 281 in 1978) and Dalton Hilliard (258 in 1985; 254 in 1984).

★ His 15 touchdown runs in 2010 tied Kevin Faulk (1997) for fourth on the Tigers annual record chart, surpassed by LaBrandon Toefield (19 in 2001), Charles Scott (18 in 2008) and Charles Alexander (17 in 1977).

★ Honors and Awards (2010): Third-team All-American honors (as a fullback) from *The NFL Draft Report*, All-Southeastern Conference first-team choice by the league's coaches; second-team accolades from the Associated Press; SEC Offensive Player of the Week vs. Tennessee.

★ Selected squad captain and played in all 13 games in 2010.

★ Led the Southeastern Conference, as he recorded 15 tackles on special teams in 2008.

★ Redshirted as a freshman in 2007.

## RIDLEY RUSHES INTO RECORD BOOKS

Stevan Ridley (1,263) became the fifth player in team history to eclipse 1,200 yards rushing in a season. In the process, Ridley compiled the 15th season in Patriots history with over 1,000 yards rushing. It was the fourth-best rushing performance in team history.

### PATRIOTS WITH 1,000 YARDS RUSHING IN A SEASON

Player	Year	Net Average
<b>Stevan Ridley</b>	<b>2012</b>	<b>1,263</b>
BenJarvus Green-Ellis	2010	1,008
Corey Dillon	2004	1,635
Antowain Smith	2001	1,157
Robert Edwards	1998	1,115
Curtis Martin	1997	1,160
Curtis Martin	1996	1,152
Curtis Martin	1995	1,487
Leonard Russell	1993	1,088
John Stephens	1988	1,168
Craig James	1985	1,227
Tony Collins	1983	1,049
Sam Cunningham	1977	1,015
Jim Nance	1967	1,216
Jim Nance	1966	1,458

## PERSONAL

★ Attended Trinity Episcopal (Natchez, Miss.) High School.

★ Widely considered the top all-around athlete in the state of Mississippi as a senior in 2006.

★ Two-way star played tailback, fullback, quarterback and linebacker during his playing days with the Saints.

★ Rated the state of Mississippi's sixth-best overall prospect and the No. 21 overall athlete in the nation by Rivals.com.

★ Named first-team all-state by the Clarion Ledger after accumulating 3,089 yards rushing and 28 touchdowns as a senior.

★ 2006 Natchez Democrat Metro Player of the Year after he led his team to the Class 1A state championship, in which he had 52 carries for 317 yards and three touchdowns.

★ As a junior, tallied over 2,300 all-purpose yards, including 1,818 yards rushing with 22 touchdowns, passing for another 841 yards.

★ Also collected 86 tackles (36 solos) to earn Class 2A All-State first-team accolades.

★ Majored in general studies at LSU

★ Born Stevan Todd Ridley on Jan. 27, 1989.

# STEVAN RIDLEY

Pos: RB Ht: 5-11 Wt: 220 Year: 4th Acq: D3a-11 (73rd) College: Louisiana State Born: 1/27/89

REGULAR SEASON			RUSHING					RECEIVING				
Year	Team	G/S	No	Yds	Avg	Lg	TD	No	Yds	Avg	Lg	TD
2011	Patriots	16/2	87	441	5.1	33t	1	3	13	4.3	8	0
2012	Patriots	16/12	290	1,263	4.4	41	12	6	51	8.5	20	0
2013	Patriots	14/6	178	773	4.3	29	7	10	62	6.2	24	0
2014	Patriots	6/5	94	340	3.6	43	2	4	20	5.0	7	0
<b>Totals - 4 Years</b>		<b>52/25</b>	<b>649</b>	<b>2,819</b>	<b>4.3</b>	<b>43</b>	<b>22</b>	<b>23</b>	<b>146</b>	<b>6.3</b>	<b>24</b>	<b>0</b>

POSTSEASON			RUSHING					RECEIVING				
Year	Team	G/S	No	Yds	Avg	Lg	TD	No	Yds	Avg	Lg	TD
2011	Patriots	1/0	4	21	5.3	11	0	1	4	4.0	4	0
2012	Patriots	2/1	33	152	4.6	23	1	1	13	13.0	13	0
2013	Patriots	2/0	19	69	3.6	10	2	0	0	0.0	0	0
2014	Patriots		Injured Reserve									
<b>Totals - 4 Years</b>		<b>5/1</b>	<b>56</b>	<b>242</b>	<b>4.3</b>	<b>23</b>	<b>3</b>	<b>2</b>	<b>17</b>	<b>8.5</b>	<b>13</b>	<b>0</b>


PLAYERS

## RIDLEY'S CAREER GAME-BY-GAME

Year	Opponent	P/S	Rushing					Receiving					
			No	Yds	Avg	Lg	TD	No	Yds	Avg	Lg	TD	
09/12	at Miami	p	-	-	-	-	-	-	-	-	-	-	-
09/18	San Diego	p	2	9	4.5	6	0	-	-	-	-	-	-
09/25	at Buffalo	p	6	42	7.0	16	0	1	8	8.0	8	0	
10/02	at Oakland	p	10	97	9.7	33t	1	1	3	3.0	3	0	
10/09	N.Y. Jets	p	7	13	1.9	5	0	-	-	-	-	-	
10/16	Dallas	S	3	19	6.3	16	0	-	-	-	-	-	
10/30	at Pittsburgh	p	-	-	-	-	-	-	-	-	-	-	
11/06	N.Y. Giants	p	3	10	3.3	6	0	1	2	2.0	2	0	
11/13	at N.Y. Jets	p	5	4	0.8	3	0	-	-	-	-	-	
11/21	Kansas City	p	-	-	-	-	-	-	-	-	-	-	
11/27	at Philadelphia	p	4	4	1.0	6	0	-	-	-	-	-	
12/04	Indianapolis	p	8	33	4.1	8	0	-	-	-	-	-	
12/11	at Washington	p	-	-	-	-	-	-	-	-	-	-	
12/18	at Denver	p	11	65	5.9	24	0	-	-	-	-	-	
12/24	Miami	p	13	64	4.9	18	0	-	-	-	-	-	
01/01	Buffalo	S	15	81	5.4	21	0	-	-	-	-	-	
<b>2011 Totals</b>	<b>16/2</b>	<b>87</b>	<b>441</b>	<b>5.1</b>	<b>33t</b>	<b>1</b>	<b>3</b>	<b>13</b>	<b>4.3</b>	<b>8</b>	<b>0</b>	<b>0</b>	
01/14	Denver	p	4	21	5.3	11	0	1	4	4.0	4	0	
01/22	Baltimore	Inactive	-	-	-	-	-	-	-	-	-	-	
02/05	N.Y. Giants	Did Not Play	-	-	-	-	-	-	-	-	-	-	
<b>2011 Postseason</b>	<b>1/0</b>	<b>4</b>	<b>21</b>	<b>5.3</b>	<b>11</b>	<b>0</b>	<b>1</b>	<b>4</b>	<b>4.0</b>	<b>4</b>	<b>0</b>	<b>0</b>	

Year	Opponent	P/S	Rushing					Receiving				
			No	Yds	Avg	Lg	TD	No	Yds	Avg	Lg	TD
09/08	at Buffalo	S	9	46	5.1	20	0	-	-	-	-	-
09/12	N.Y. Jets	S	16	40	2.5	9	0	-	-	-	-	-
09/22	Tampa Bay	p	11	35	3.2	9	0	1	8	8.0	8	0
09/29	at Atlanta	S	11	53	4.8	14	0	2	26	13.0	24	0
10/06	at Cincinnati	Inactive	-	-	-	-	-	-	-	-	-	-
10/13	New Orleans	p	20	96	4.8	19	2	1	14	14.0	14	0
10/20	at N.Y. Jets	p	11	50	4.5	17t	1	2	3	1.5	5	0
10/27	Miami	p	14	79	5.6	23	1	-	-	-	-	-
11/03	Pittsburgh	S	26	115	4.4	13	2	3	9	3.0	5	0
11/18	at Carolina	S	13	48	3.7	13	1	-	-	-	-	-
11/24	Denver	S	4	14	3.5	7	0	-	-	-	-	-
12/01	at Houston	Inactive	-	-	-	-	-	-	-	-	-	-
12/08	Cleveland	p	8	35	4.4	12	0	1	2	2.0	2	0
12/15	at Miami	p	8	34	4.3	11	0	-	-	-	-	-
12/22	at Baltimore	p	15	54	3.6	8	0	-	-	-	-	-
12/29	Buffalo	p	12	74	6.2	29	0	-	-	-	-	-
<b>2012 Totals</b>	<b>14/6</b>	<b>178</b>	<b>773</b>	<b>4.3</b>	<b>29</b>	<b>7</b>	<b>10</b>	<b>62</b>	<b>6.2</b>	<b>24</b>	<b>0</b>	<b>0</b>
01/11	Indianapolis	p	14	52	3.7	10	2	-	-	-	-	-
01/19	at Denver	p	5	17	3.4	8	0	-	-	-	-	-
<b>2012 Postseason</b>	<b>2/0</b>	<b>19</b>	<b>69</b>	<b>3.6</b>	<b>10</b>	<b>2</b>	<b>0</b>	<b>0</b>	<b>0.0</b>	<b>0</b>	<b>0</b>	<b>0</b>



# LOGAN RYAN



# 26

Born: 2/9/1991 Exp. (NFL/Patriots): 2/2  
GP/GS (Playoffs): 32/13 (5/0) Acq: D3a-13 (83rd)  
College: Rutgers Hometown: Voorhees, N.J.

SUPER BOWLS:

## C O R N E R B A C K

14

### CAREER TRANSACTIONS

Logan Ryan was drafted by the New England Patriots in the third round (83rd overall) of the 2013 NFL Draft.

### SEASONAL REVIEWS

2014 (16/6, 3/0)

- ★ Posted one tackle and one pass defended in the Super Bowl XLIX win vs. Seattle (2/1/15).
- ★ Recorded two tackles in the AFC Championship win vs. Indianapolis (1/18/15).
- ★ Posted one tackle and forced a fumble on Ravens FB Kyle Juszczyk in the AFC Divisional win vs. Baltimore (1/10/15).
- ★ Started at right cornerback and posted five tackles vs. Buffalo (12/28).
- ★ Played as a third corner and posted four tackles and one special teams stop in the win at N.Y. Jets (12/21).
- ★ Played as a third corner and recorded two defensive tackles in the win vs. Miami (12/14).
- ★ Posted one special teams tackle in the win at San Diego (12/7).
- ★ Started as the fifth defensive back in the nickel package at Green Bay (11/30), posting three tackles.
- ★ Intercepted a Matthew Stafford pass intended for Golden Tate at midfield in the fourth quarter of the win vs. Detroit (11/23). Also added one tackle.
- ★ Recorded three tackles and two passes defended in the win at Indianapolis (11/16).
- ★ Played limited snaps on defense and posted one special teams tackle in the win vs. Denver (11/2).
- ★ Started at defensive back and posted four tackles and one special teams tackle in the win vs. Chicago (10/26).
- ★ Rotated in at right cornerback and posted four tackles in the win vs. N.Y. Jets (10/16).
- ★ Played limited snaps on defense and on special teams in the win at Buffalo (10/12).
- ★ Posted one defensive tackle and three special teams stops in the win vs. Cincinnati (10/5).
- ★ Started at right cornerback and played every defensive snap in the win vs. Oakland (9/21), recording four tackles and one pass defended.
- ★ Started at right cornerback and recorded his first interception of the season off Matt Cassel that led to a Patriots field goal in the third quarter of the win at Minnesota (9/14).
- ★ Rotated in at defensive back in the season opener at Miami (9/7) and forced his second career fumble in the second quarter that was recovered by Darrelle Revis in Patriots territory to prevent a Miami scoring drive.

### NFL ROOKIE LEADER

Logan Ryan led all rookies in interceptions in 2013 and finished tied with Cleveland's Tashaun Gipson and Tennessee's Alterraun Verner for the AFC lead.

#### 2013 NFL Rookie Interception Leaders

Player	Team	Interceptions
Logan Ryan	New England	5
Kiko Alonso	Buffalo	4
Eric Reid	San Francisco	4

2013 (16/7, 2/0)

- ★ Played all 16 regular-season games with seven starts and posted 41 tackles, 1½ sacks, five interceptions for 82 return yards and one touchdown, 10 passes defended and one forced fumble.
- ★ Played in both postseason games as a reserve and recorded 12 tackles.
- ★ Led all NFL rookies and tied for the AFC lead with a team-high five interceptions.
- ★ Made his first career start vs. New Orleans (10/13).
- ★ Started at N.Y. Jets (10/20) and returned his first career interception 79 yards for a touchdown. Also collected four tackles.

### EXTRA POINTS

★ Defensive backs Logan Ryan and Duron Harmon are used to learning a new system together. Ryan and Harmon began their college football careers together as members of the same recruiting class at Rutgers University and developed a close friendship during their four years in Piscataway, N.J. As fate would have it, Ryan and Harmon would begin their NFL journeys together as well, when the Patriots selected the two defensive backs just eight picks apart in the third round of the 2013 NFL Draft. Reunited once again, the former Scarlet Knights are excited and eager to make their mark, just as they did four years ago at Rutgers.

"We talked before the draft and said how good it would be to play on the same team again, and for it to happen again, it's exciting and it's a blessing," Harmon told *The Boston Globe*. "It's great [we're contributing], because at the end of the day you want to play, and to contribute to a team like this, it's fun."



## RYAN RETURNED FIRST PICK FOR TD

Logan Ryan returned his first NFL interception 79 yards for a touchdown at N.Y. Jets on Oct. 20, 2013. Ryan joined a lengthy list of Patriots who returned their first career interceptions for a touchdown.

### Patriots Players to Return First Career INT for a TD

Season	Player	INT TD Yds
2013	Logan Ryan	79
2010	Kyle Arrington	36
2010	Gary Guyton	59
2005	James Sanders	39
2003	Asante Samuel	55
1999	Andy Katzenmoyer	59
1996	Willie McGinest	46
1992	Chris Singleton	82
1967	John Charles	35
1963	Jim Hunt	78
1961	Don Webb	27

## RYAN KEEPS HIS WORD AND GRADUATES FROM COLLEGE

When Logan Ryan decided to leave Rutgers and enter the NFL Draft after his redshirt junior season in 2012, he made a promise to his parents that after his rookie year, he would return to school and earn his degree.

Ryan kept his promise and graduated in the spring of 2014 with a degree in labor relations and a minor in psychology.

"I committed to Rutgers, not only as a football player, but as a student, so I was going to make sure I finished that end too," Ryan told NJ.com.

"It's a big accomplishment in my life. I held my word to my parents and stuck with it and I'm fortunate. It took a lot of work, but I was able to go back and finish and walk in graduation."

★ Forced a fumble on his first NFL sack vs. Miami (10/27). Ryan strip-sacked Ryan Tannehill, forcing a fumble that was recovered by Rob Ninkovich deep in Miami territory. New England scored a touchdown three plays later. Finished the game with four tackles, 1½ sacks for -18 yards, one pass defended and one forced fumble.

★ Started as the nickel corner vs. Denver (11/24) and intercepted a Peyton Manning pass early in the fourth quarter that led to a touchdown. Posted four tackles.

★ Intercepted a pass for the second straight game at Houston (12/1) and made three tackles.

★ Picked off two passes for the first two-interception game of his career at Baltimore (12/22). The offense turned the interceptions into 10 points en route to a 41-7 win.

★ Started at left cornerback for the injured Alfonzo Dennard vs. Buffalo (12/29) and tallied a season-high six tackles.

★ Earned First Team All-American honors (*Pro Football Weekly*), second-team All-America accolades from *The NFL Draft Report*, All-Big East Conference and Academic All-Big East honors as a senior.

★ Earned All-Big East Conference first-team honors from *The NFL Draft Report* as a junior.

★ Earned Big East All-Academic team honors as a sophomore.

★ Recorded 170 tackles (111 solos) with a ½ sack, 11 stops for losses of 49 yards and a quarterback pressure.

★ Forced two fumbles and recovered four others, returning one 18 yards.

★ Deflected 39 passes and made seven interceptions for 73 yards in returns (10.4 avg), including one touchdown.

## COLLEGE

★ Started 27-of-37 games at Rutgers – all at cornerback.

## PERSONAL

★ Born Feb. 9, 1991.

★ Majored in labor studies at Rutgers.


## LOGAN RYAN

Pos: CB Ht: 5-11 Wt: 195 Year: 2nd Acq: D3a-13 (83rd) College: Rutgers Born: 2/9/91

REGULAR SEASON		TACKLES						INTERCEPTIONS					MISCELLANEOUS					
Year	Team	G/S	TT	UT	A	S	Yds	No	Yds	Avg	Lg	TD	PD	FF	FR	Yds	TD	SpT
2013	Patriots	16/7	41	33	8	1.5	14.0	5	82	16.4	79t	1	10	1	0	0	0	0
2014	Patriots	16/6	36	24	12	0.0	0.0	2	0	0.0	0	0	6	0	0	0	0	8
<b>Totals – 2 Years</b>		<b>32/13</b>	<b>77</b>	<b>57</b>	<b>20</b>	<b>1.5</b>	<b>14.0</b>	<b>7</b>	<b>82</b>	<b>11.7</b>	<b>79t</b>	<b>1</b>	<b>16</b>	<b>1</b>	<b>0</b>	<b>0</b>	<b>0</b>	<b>8</b>
POSTSEASON		TACKLES						INTERCEPTIONS					MISCELLANEOUS					
Year	Team	G/S	TT	UT	A	S	Yds	No	Yds	Avg	Lg	TD	PD	FF	FR	Yds	TD	SpT
2013	Patriots	2/0	12	9	3	0.0	0.0	0	0	0.0	0	0	0	0	0	0	0	0
2014	Patriots	3/0	4	4	0	0.0	0.0	0	0	0.0	0	0	1	1	0	0	0	0
<b>Totals – 2 Years</b>		<b>5/0</b>	<b>16</b>	<b>13</b>	<b>3</b>	<b>0.0</b>	<b>0.0</b>	<b>0</b>	<b>0</b>	<b>0.0</b>	<b>0</b>	<b>0</b>	<b>1</b>	<b>1</b>	<b>0</b>	<b>0</b>	<b>0</b>	<b>0</b>

## RYAN'S CAREER GAME-BY-GAME

2013	Opponent	P/S	TT	UT	A	S	Yds	Int	Yds	PD	FF	FR	SpT
09/08	at Buffalo	p	0	0	0	-	-	-	-	-	-	-	-
09/12	N.Y. Jets	p	0	0	0	-	-	-	-	-	-	-	-
09/22	Tampa Bay	p	3	2	1	-	-	-	-	-	-	-	-
09/29	at Atlanta	p	3	2	1	-	-	-	-	-	-	-	-
10/06	at Cincinnati	p	3	2	1	-	-	-	-	-	-	-	-
10/13	New Orleans	S	0	0	0	-	-	-	-	-	-	-	-
10/20	at N.Y. Jets	S	4	4	0	-	1	79	1	-	-	-	-
10/27	Miami	p	4	4	0	1.5	14.0	-	-	1	-	-	-
11/03	Pittsburgh	p	3	3	0	-	-	-	-	-	-	-	-
11/18	at Carolina	p	0	0	0	-	-	-	1	-	-	-	-
11/24	Denver	S	4	3	1	-	-	-	1	0	1	-	-
12/01	at Houston	S	3	3	0	-	-	-	1	2	2	-	-
12/08	Cleveland	S	5	3	2	-	-	-	-	-	-	-	-
12/15	at Miami	p	2	1	1	-	-	-	-	-	-	1	-
12/22	at Baltimore	S	1	0	1	-	-	-	2	1	3	-	-
12/29	Buffalo	S	6	6	0	-	-	-	-	-	-	-	-
<b>2013 Totals</b>		<b>16/7</b>	<b>41</b>	<b>33</b>	<b>8</b>	<b>1.5</b>	<b>14.0</b>	<b>5</b>	<b>82</b>	<b>10</b>	<b>1</b>	<b>0</b>	<b>0</b>
01/11	Indianapolis	p	4	4	0	-	-	-	-	-	-	-	-
01/19	at Denver	p	8	5	3	-	-	-	-	-	-	-	-
<b>2013 Postseason</b>		<b>2/0</b>	<b>12</b>	<b>9</b>	<b>3</b>	<b>0.0</b>	<b>0.0</b>	<b>0</b>	<b>0</b>	<b>0</b>	<b>0</b>	<b>0</b>	<b>0</b>



# SEALVER SILIGA



# 96

HT: 6-2 WT: 325  
Born: 4/26/1990 Exp. (NFL/Patriots): 3/2  
GP/GS (Playoffs): 13/9 (5/5) Acq: FA-13  
College: Utah Hometown: West Jordan, Utah

SUPER BOWL: 14

DEFENSIVE TACKLE

**PRONOUNCED SIL-ver SEE-ling-gah**

## CAREER TRANSACTIONS

Sealver Siliga was signed by the New England Patriots to the 53-man roster from the practice squad on Nov. 27, 2013 ... Originally signed by San Francisco as a rookie free agent (7/27/11) ... Released by San Francisco (9/3/11) ... Signed by Denver to the practice squad (10/18/11) ... Released by Denver (8/31/12) ... Signed by Denver to the practice squad (9/1/12) ... Signed by Denver to the 53-man roster from the practice squad (9/8/12) ... Traded by Denver to Seattle (8/20/13) ... Released by Seattle (8/31/13) ... Signed by Seattle to the practice squad (9/2/13) ... Released by Seattle from the practice squad (9/17/13) ... Signed by Seattle to the practice squad (9/24/13) ... Released by Seattle from the practice squad (10/4/13) ... Signed by New England to the practice squad (10/23/13).

## SEASONAL REVIEWS

### 2014 (7/5, 3/3)

- ★ Started at defensive tackle and posted four tackles in the Super Bowl XLIX win vs. Seattle (2/1/15).
- ★ Started at defensive tackle and posted three tackles in the AFC Championship win vs. Indianapolis (1/18/15).
- ★ Started at defensive tackle and posted five tackles in the AFC Divisional win vs. Baltimore (1/10/15).
- ★ Started at defensive tackle and tallied five tackles vs. Buffalo (12/28).
- ★ Started at defensive tackle, posting five tackles and one sack for a nine-yard loss in the win at N.Y. Jets (12/21).
- ★ Made his first start since returning from injury in the win vs. Miami (12/14), finishing the game with six tackles and one sack.
- ★ Returned from injury to post three tackles and a half-sack in the win at San Diego (12/7).
- ★ Activated to 53-man roster (12/6).
- ★ Placed on injured reserve/designated for return (9/27).
- ★ Started at defensive tackle and injured his foot in the first half of the win vs. Oakland (9/21) and did not return.
- ★ Made his first start of the season in the win at Minnesota (9/14)
- ★ Used in the defensive line rotation throughout the season opener at Miami (9/7), recording five tackles.

### 2013 (5/4, 2/2 - New England)

- ★ Originally signed to the practice squad on Oct. 23 and joined the 53-man roster from the practice squad in late November. Played in the final five regular-season games with four starts and compiled 21 tackles, three sacks and one forced fumble.

## EXTRA POINTS

★ Siliga grew up in a crowded house as part of a very large family.

"I'm the youngest of 11 kids and now we have 12 because I have an adopted little sister. The oldest is 20 years older than I am. At one point we even all lived together."

- ★ Started both playoff games and registered eight tackles.
- ★ Played in his first game as a Patriot at Houston (12/1) and made three tackles.
- ★ Made his first career start vs. Cleveland (12/8) and tallied six tackles.
- ★ Started his second straight game and notched his first career sack at Miami (12/15) along with two tackles.
- ★ Posted a sack in his second straight game at Baltimore (12/22) and made four tackles.
- ★ Closed out the regular season with a sack in his third straight game vs. Buffalo (12/29). Forced a fumble out of bounds on the third-down sack that held Buffalo to a field goal in Patriots territory.

### 2013 (0/0, 0/0 - Seattle)

- ★ Began training camp with Denver before being traded to Seattle.
- ★ Released by Seattle at the end of training camp and had two stints on the practice squad over the first five weeks of the season before being released.

### 2012 (1/0, 0/0 - Denver)

- ★ Played in one game for Denver and contributed one tackle while spending the entire season on the Broncos active roster.
- ★ Released during final roster cut downs before being signed to the practice squad and elevated to the active roster before Denver's season opener.
- ★ Made his NFL debut vs. Tampa Bay (12/2) and made one tackle.

### 2011 (0/0, 0/0 - Denver)

- ★ Went to training camp with San Francisco before being released and spending the year on Denver's practice squad.

## COLLEGE

- ★ Started 21-of-37 games at Utah and recorded 97 tackles, 2½ sacks, five passes defended and one fumble recovery.

★ Named an honorable mention All-Mountain West Conference selection following his final two seasons.

## PERSONAL

★ Born April 26, 1990, in West Jordan, Utah, and is one of 12 children.

★ Attended Copper Hills High School where he lettered in football four times as a two-way lineman.

★ Earned all-state, all-conference and Class 5A All-Region III honors following his senior campaign in addition to capturing the state of Utah power-lifting title, producing a 560-pound squat, 600-pound dead lift, 390-pound bench press and a 315-pound power clean.

## SEALVER SILIGA

Pos: DT Ht: 6-2 Wt: 325 Year: 3rd Acq: FA-13 College: Utah Born: 4/26/90

REGULAR SEASON		TACKLES						INTERCEPTIONS					MISCELLANEOUS					
Year	Team	G/S	TT	UT	A	S	Yds	No	Yds	Avg	Lg	TD	PD	FF	FR	Yds	TD	SpT
2011	Broncos						Practice Squad											
2012	Broncos	1/0	1	1	0	0.0	0.0	0	0	0.0	0	0	0	0	0	0	0	0
2013	Patriots	5/4	21	14	7	3.0	26.0	0	0	0.0	0	0	0	1	0	0	0	0
2014	Patriots	7/5	27	15	12	2.5	11.5	0	0	0.0	0	0	0	0	0	0	0	0
<b>Totals – 3 Years</b>		<b>13/9</b>	<b>49</b>	<b>30</b>	<b>19</b>	<b>5.5</b>	<b>37.5</b>	<b>0</b>	<b>0</b>	<b>0.0</b>	<b>0</b>	<b>0</b>	<b>0</b>	<b>1</b>	<b>0</b>	<b>0</b>	<b>0</b>	<b>0</b>
POSTSEASON		TACKLES						INTERCEPTIONS					MISCELLANEOUS					
Year	Team	G/S	TT	UT	A	S	Yds	No	Yds	Avg	Lg	TD	PD	FF	FR	Yds	TD	SpT
2013	Patriots	2/2	8	6	2	0.0	0.0	0	0	0.0	0	0	0	0	0	0	0	0
2014	Patriots	3/3	12	4	8	0.0	0.0	0	0	0.0	0	0	0	0	0	0	0	0
<b>Totals – 2 Years</b>		<b>5/5</b>	<b>20</b>	<b>10</b>	<b>10</b>	<b>0.0</b>	<b>0.0</b>	<b>0</b>	<b>0</b>	<b>0.0</b>	<b>0</b>	<b>0</b>	<b>0</b>	<b>0</b>	<b>0</b>	<b>0</b>	<b>0</b>	<b>0</b>

## SILIGA'S CAREER GAME-BY-GAME

2013	Opponent	P/S	TT	UT	A	S	Yds	Int	Yds	PD	FF	FR	SpT	12/29	Buffalo	S	8	5	3	1.0	13.0	-	-	-	1	-		
11/24	Denver		Signed to 53-man roster from practice squad (11/27/13)													2013 Totals	5/4	21	14	7	3.0	26.0	0	0	0	1	0	0
12/01	at Houston	p	3	1	2	-	-	-	-	-	-	-	-	01/11	Indianapolis	S	3	1	2	-	-	-	-	-	-	-		
12/08	Cleveland	S	4	2	2	-	-	-	-	-	-	-	-	01/19	at Denver	S	5	5	0	-	-	-	-	-	-	-		
12/15	at Miami	S	2	2	0	1.0	6.0	-	-	-	-	-	-	2013 Postseason	2/2	8	6	2	0.0	0.0	0	0	0	0	0	0		
12/22	at Baltimore	S	4	4	0	1.0	7.0	-	-	-	-	-	-															



# MATTHEW SLATER



# 18

HT: 6-0 WT: 210  
 Born: 9/9/1985 Exp. (NFL/Patriots): 7/7  
 GP/GS (Playoffs): 103/3 (12/1) Acq: D5-08 (153rd)  
 College: UCLA Hometown: Anaheim, Calif.

PRO BOWLS: 11 SUPER BOWLS: 14

## WIDE RECEIVER



### CAREER TRANSACTIONS

Matthew Slater was drafted by the New England Patriots in the fifth round (153rd overall) of the 2008 NFL Draft.

### CAREER HIGHLIGHTS

- ★ Named to four straight Pro Bowls in 2011, 2012, 2013 and 2014
- ★ Was elected special teams captain by his teammates in 2011, 2012, 2013 and 2014.
- ★ Has played wide receiver, safety and a major role on special teams in his first six NFL seasons.
- ★ Led the team in special teams tackles three straight seasons: 21 in 2010, 17 in 2011, 20 in 2012. Missed four games due to injury in 2013 and still finished second on the team with 14 special teams tackles, just one behind the team leader. Led the team with 14 special teams tackles in 2014.

### SEASONAL REVIEWS

#### 2014 (16/0, 3/0)

- ★ Elected special teams captain by his teammates for the fourth consecutive season.
- ★ Earned his fourth straight Pro Bowl as a special teamer after leading the Patriots with 14 special teams stops.
- ★ Recorded one special teams tackle in the Super Bowl XLIX win vs. Seattle (2/1/15). Was also on the field for the final two kneel downs.
- ★ Posted one special teams tackle in the AFC Championship win vs. Indianapolis (1/18/15).
- ★ Contributed on special teams in the AFC Divisional win vs. Baltimore (1/10/15).
- ★ Led the team with two special teams tackles in the win at N.Y. Jets (12/21).
- ★ Took down kickoff returner Donald Brown at the Chargers 13-yard line after just an eight-yard return in the fourth quarter of the win at San Diego (12/7).
- ★ Tallied one special teams stop at Green Bay (11/30).
- ★ Posted one special teams tackle in the win vs. Detroit (11/23).
- ★ Tripped up KR Chris Williams at the Bears nine-yard line in the second quarter of the win vs. Chicago (10/26).

### PRO BOWLS A FAMILY AFFAIR

Matthew Slater was voted to his fourth straight Pro Bowl in 2014. His father, Jackie Slater, went to seven Pro Bowls. The Slater family's 11 combined Pro Bowls are the second most among father-son contingents to have been voted to at least one Pro Bowl each.

#### Most Father and Son Pro Bowl Selections

Players	Pro Bowls
Archie (2), Peyton (14) and Eli Manning (3)	19
Jackie (7) and Matthew (4) Slater	11

### EXTRA POINTS

- ★ Matthew has been active in various children's ministries programs at his hometown church and he hopes to pursue seminary study in his post-football career.

causing him to be brought down at the 11-yard line. The Bears went three-and-out and Julian Edelman returned a punt 42 yards to set up another Patriots score, extending the lead to 31-7.

- ★ Made two solo special teams tackles in the win vs. Cincinnati (10/5), and now has 100 career special teams stops.
- ★ Led the team with three special teams tackles at Kansas City, limiting PR Frankie Hammond to three yards on two returns.
- ★ Led the team with three special teams stops in the win vs. Oakland (9/21), including a tackle on PR T.J. Carrie for a 1-yard loss on a first-quarter punt return. Also returned his first kickoff of the season for 26 yards.
- ★ Played on special teams in the first two games of the season.

#### 2013 (12/0, 2/1)

- ★ Elected special teams captain by his teammates for the third consecutive season.
- ★ Elected to the Pro Bowl for the third straight year as a special teamer.
- ★ Played in 12 regular-season games and finished second on the team with 14 special teams tackles. Also returned two kickoffs for 10 yards.
- ★ Played in both playoff contests and made one start at wide receiver vs. Indianapolis in the Divisional Playoff (1/11). Led the team with three special teams tackles.

### HALL OF FAME FATHER

Matthew Slater is one of 10 sons of Hall of Fame members to be drafted in NFL history.

#### HALL OF FAME FATHERS WITH SONS DRAFTED IN THE NFL

- Jackie Slater (class of 2001) – son, Matthew Slater (NE)
- Bobby Bell (class of 1983) – son, Bobby Bell (NYJ)
- Tony Dorsett (class of 1994) – son, Anthony Dorsett (HOU)
- Bob Griese (class of 1990) – son, Brian Griese (DEN)
- Russ Grimm (class of 2010) – son, Cody Grimm (TB)
- Howie Long (class of 2000) – son, Chris Long (STL)  
son, Kyle Long (CHI)
- Bruce Matthews (class of 2007) son, Jake Matthews (ATL)
- Don Shula (class of 1997) – son, Mike Shula (TB)
- Kellen Winslow (class of 1995) – son, Kellen Winslow (CLE)

★ Was inactive due to injury vs. Tampa Bay (9/22), at Atlanta (9/29), at Cincinnati (10/6) and vs. New Orleans (10/13).

★ Returned to action at N.Y. Jets (10/20) after missing four games with an injury and made one special teams tackle.

★ Made his first career postseason start at wide receiver vs. Indianapolis (1/11) and notched two special teams tackles.

#### 2012 (16/0, 2/0)

★ Elected special teams captain by his teammates for the second consecutive season.

★ Elected to his second straight Pro Bowl as a special teams player.

★ Played in all 16 regular-season games and both playoff games and led the team with 20 special teams tackles. Also compiled two kickoff returns for 39 yards in the regular season and one kickoff return for 19 yards in the playoffs.

★ Made three special teams tackles in the win at Miami (12/2), including one on the Dolphins' first drive when Miami muffed a punt and Slater made the stop deep in the Dolphins territory.

#### 2011 (16/3, 3/0)

★ Elected special teams captain by his teammates for the first time.

★ Earned his first career Pro Bowl invitation as a special teams player.

★ Appeared in all 16 regular-season games and made three starts on defense at safety. Finished with 10 tackles, a team-high 17 special teams tackles, one forced fumble and registered one reception for 46 yards on offense.

★ Appeared in all three postseason games, primarily on special teams and made one tackle.

★ Recorded his first NFL reception, a 46-yard pass from Tom Brady in the first quarter at Miami (9/12). Also made one special teams tackle and returned a kickoff 22 yards.

★ Made his first career start vs. Indianapolis (12/4), opening the game at safety and making seven tackles and forcing a fumble that the Patriots recovered, leading to a touchdown in the win.

★ Also started at safety at Washington (12/11) and at Denver (12/18).

#### 2010 (15/0, 1/0)

★ Played in 15 regular-season games and the playoff game and finished the season with a career-high and team-leading 21 tackles on special teams.

★ Saw time at wide receiver as well as on special teams (2 tackles) against the Bills (9/26).

★ Recorded a season-high four special teams tackles against vs. N.Y. Jets (12/6).

#### 2009 (14/0, 1/0)

★ Played in 14 regular-season games and finished with 11 kickoff returns for 269 yards, seven special teams tackles and one rushing attempt for 6 yards.

★ Played in a reserve role at wide receiver and on special teams coverage units in the postseason game vs. Baltimore (1/10). Had two kickoff returns for 46 yards and one special teams tackle.

★ Was inactive for the first two games due to an injury suffered during the preseason.

## HONORS & AWARDS

### 2014

Team Captain

Pro Bowl

Pro Football Writer's Association All-NFL Team

### 2013

Team Captain

Pro Bowl

Pro Football Writer's Association All-AFC Team

### 2012

Team Captain

Pro Bowl

### 2011

Team Captain

Pro Bowl

★ Majority of his playing time was on special teams as a kickoff returner and on the kickoff coverage, punt and punt coverage teams.

★ Had his first NFL offensive touch at Buffalo (12/20) with a 6-yard gain on an end around in the second quarter.

★ Had a career-high 35-yard kickoff return in the regular-season finale at Houston (1/3).

#### 2008 (14/0)

★ Played in 14 games and was inactive for two contests, while finishing second on the team with 13 special teams tackles as a rookie.

★ Made his NFL debut vs. Kansas City (9/7).

★ Led the team in special teams tackles once at Seattle (12/7) and tied for the team lead in special teams tackles twice vs. Kansas City (9/7) and at Oakland (9/14).

★ Made one special teams tackle and had one kickoff return for a 28 yards vs. Denver (10/20).

★ Led the team with three special teams tackles, including two solo stops at Seattle (12/7).

★ Tied for the team lead with two special teams tackles at Oakland (12/14).

★ Saw action at wide receiver, safety and on special teams coverage and return units vs. Arizona (12/21).

#### COLLEGE

★ Played at UCLA for four seasons from 2004-07 after redshirting in 2003.

★ In 2007, was named to the first-team All-Pacific-10 conference team as the kick returner and named to SI.com's All-America Team as a kick returner.

★ Slater's three touchdowns in 2007 set new UCLA and Pac-10 records for kickoff return touchdowns in a season and a career.

★ He tied for the national lead with three touchdowns on kickoff returns in 2007.

★ His average of 29.0 is the highest in UCLA history among players with at least 20 kickoff returns in a season.

★ He appeared in all 13 games as a junior in 2006 and excelled on kick coverage.

★ As a reserve wide receiver in 2005, he saw action in two games.



## PERSONAL

- ★ Matthew Wilson Slater was born the son of Jackie and Annie Slater on Sept. 9, 1985.
- ★ Lettered in football for two seasons at Servite High School in Anaheim, Calif.
- ★ As a senior, he caught 39 passes for 707 yards and five touchdowns.
- ★ A standout performer in track, finishing second (tied) at the CIF State meet in the 100m (10.67) and fourth in the 200m (21.39).
- ★ His father is a former Los Angeles Ram and NFL Hall of Fame offensive lineman.
- ★ Has one brother, David.
- ★ Enjoys participating in children's ministries with his church in his spare time.
- ★ Was an honor roll student at UCLA and majored in political science.

## MATTHEW SLATER

Pos: WR Ht: 6-0 Wt: 210 lbs Year: 7th Acq: D5-08 (153rd) College: UCLA Born: 9/9/85

REGULAR SEASON			RECEIVING				RUSHING				KICK RETURNS				PUNT RETURNS								
Year	Team	G/S	No	Yds	Avg	Lg	TD	No	Yds	Avg	Lg	TD	No	Yds	Avg	Lg	TD	No	FC	Yds	Avg	Lg	TD
2008	Patriots	14/0	0	0	0.0	0	0	0	0	0.0	0	0	11	155	14.1	31	0	0	0	0	0.0	0	0
2009	Patriots	14/0	0	0	0.0	0	0	1	6	6.0	6	0	11	269	24.5	35	0	0	0	0	0.0	0	0
2010	Patriots	15/0	0	0	0.0	0	0	0	0	0.0	0	0	0	0	0.0	0	0	0	0	0	0.0	0	0
2011	Patriots	16/3	1	46	46.0	46	0	0	0	0.0	0	0	4	68	17.0	22	0	0	0	0	0.0	0	0
2012	Patriots	16/0	0	0	0.0	0	0	0	0	0.0	0	0	2	39	19.5	20	0	0	0	0	0.0	0	0
2013	Patriots	12/0	0	0	0.0	0	0	0	0	0.0	0	0	2	10	5.0	10	0	0	0	0	0.0	0	0
2014	Patriots	16/0	0	0	0.0	0	0	0	0	0.0	0	0	2	44	22.0	26	0	0	0	0	0.0	0	0
<b>Totals – 7 Years</b>			<b>103/3</b>	<b>1</b>	<b>46</b>	<b>46.0</b>	<b>46</b>	<b>0</b>	<b>1</b>	<b>6</b>	<b>6.0</b>	<b>6</b>	<b>0</b>	<b>32</b>	<b>585</b>	<b>18.3</b>	<b>35</b>	<b>0</b>	<b>0</b>	<b>0</b>	<b>0.0</b>	<b>0</b>	<b>0</b>

**Additional Statistics:** Defensive Tackles: 10 in 2011; Forced Fumbles: 1 in 2011 (vs. Indianapolis 12/4); Special Teams Tackles: (100); 2008 (13); 2009 (7); 2010 (21); 2011 (17); 2012 (20); 2013 (14); 2014 (14).

POSTSEASON			RECEIVING				RUSHING				KICK RETURNS				PUNT RETURNS								
Year	Team	G/S	No	Yds	Avg	Lg	TD	No	Yds	Avg	Lg	TD	No	Yds	Avg	Lg	TD	No	FC	Yds	Avg	Lg	TD
2009	Patriots	1/0	0	0	0.0	0	0	0	0	0.0	0	0	2	46	23.0	26	0	0	0	0	0.0	0	0
2010	Patriots	1/0	0	0	0.0	0	0	0	0	0.0	0	0	0	0	0.0	0	0	0	0	0	0.0	0	0
2011	Patriots	3/0	0	0	0.0	0	0	0	0	0.0	0	0	0	0	0.0	0	0	0	0	0	0.0	0	0
2012	Patriots	2/0	0	0	0.0	0	0	0	0	0.0	0	0	1	19	19.0	19	0	0	0	0	0.0	0	0
2013	Patriots	2/1	0	0	0.0	0	0	0	0	0.0	0	0	0	0	0.0	0	0	0	0	0	0.0	0	0
2014	Patriots	3/0	0	0	0.0	0	0	0	0	0.0	0	0	0	0	0.0	0	0	0	0	0	0.0	0	0
<b>Totals – 6 Years</b>			<b>12/1</b>	<b>0</b>	<b>0</b>	<b>0.0</b>	<b>0</b>	<b>0</b>	<b>0</b>	<b>0</b>	<b>0.0</b>	<b>0</b>	<b>0</b>	<b>3</b>	<b>65</b>	<b>21.7</b>	<b>26</b>	<b>0</b>	<b>0</b>	<b>0</b>	<b>0.0</b>	<b>0</b>	<b>0</b>

**Additional Statistics:** Special Teams Tackles (7); 2009 (1), 2010 (1), 2011 (1), 2012 (1), 2013 (3), 2014 (2).



# NATE SOLDER



# 77

HT: 6-8 WT: 320  
Born: 4/12/1988 Exp. (NFL/Patriots): 4/4  
GP/GS (Playoffs): 63/60 (10/10) Acq: D1-11 (17th)  
College: Colorado Hometown: Buena Vista, Colo.

SUPER BOWLS:

## TACKLE



### CAREER TRANSACTIONS

Nate Solder was drafted by the New England Patriots in the first round (17th overall) of the 2011 NFL Draft.

### CAREER HIGHLIGHTS

★ Recorded his first career reception - a 16-yard touchdown from Tom Brady - in the third quarter of the AFC Championship win vs. Indianapolis on Jan. 18, 2015.

### SEASONAL REVIEWS

#### 2014 (16/16, 3/3)

- ★ Started at left tackle and played every offensive snap in the Super Bowl XLIX win vs. Seattle (2/1/15).
- ★ Started at left tackle and recorded his first career reception - a 16-yard touchdown from Tom Brady - in the third quarter of the AFC Championship win vs. Indianapolis (1/18/15).
- ★ Started at left tackle in the AFC Divisional win vs. Baltimore (1/10/15).
- ★ Started at left tackle at Green Bay (11/30), at San Diego (12/7), vs. Miami (12/14), at N.Y. Jets (12/21) and vs. Buffalo (12/28).
- ★ Started at left tackle and was part of an offensive line that didn't allow a sack for the second straight game in the win vs. Detroit (11/23).
- ★ Helped pave the way for the team to rush for a season-high 246 yards and didn't allow a sack in the win at Indianapolis (11/16).
- ★ Started at left tackle in the first 10 games of the season.

#### 2013 (15/15, 2/2)

- ★ Started 15 regular-season games at left tackle as part of an offense that ranked seventh overall in total offense and third in scoring.
- ★ Started both playoff games at left tackle.
- ★ Was inactive due to injury at Baltimore (12/22).
- ★ Started at left tackle vs. Pittsburgh (11/3) as part of an offensive line that helped score 55 points and compile 610 yards.
- ★ Left during the second half at Miami (12/15) with a head injury and did not return.
- ★ Returned to action vs. Buffalo (12/29) after missing one game due to injury.

#### 2012 (16/16, 2/2)

- ★ Moved to left tackle following the retirement of Matt Light and started all 16 regular-season games and both playoff contests.
- ★ Stalwart left tackle for the NFL's No. 1 ranked offense, playing a team-high 1,234 offensive snaps.

### EXTRA POINTS

★ It only took a day for Nate Solder to decide to change from his lifelong position of tight end to tackle after playing his freshman year at Colorado as a tight end.

"My coaches came to me and said, 'You'd be an all right tight end, but you'd be an even better tackle,'" he told *The Boston Globe*. "I've always wanted to be great, so that's why I moved to tackle."

He added over 30 pounds after his redshirt freshman season and was named the team's starting left tackle. He played in 2,540 of 2,542 offensive plays over the next three seasons at Colorado and was an immediate contributor on the Patriots offensive line at right tackle as a rookie. He even had the chance to return to his tight end roots, occasionally filling in as the third tight end in short-yardage situations.

★ Nate's father, Ed, graduated from the Naval Academy and served for 13 years in the Navy as a helicopter and jet pilot. His tours included a stint in Vietnam.

★ Started at left tackle at Buffalo (9/30) and vs. Denver (10/7) on an offense that had two straight 200-yard rushing games for the first time since 1978. Against Denver, New England finished the game with a total of 251 rushing yards on 54 carries. At Buffalo, New England had a total of 247 rushing yards.

#### 2011 (16/13, 3/3)

- ★ Appeared in all 16 games, making 13 starts - 11 at right tackle and two as a tackle-eligible tight end.
- ★ Frequently moved to tight end as an extra blocker in short yardage plays.
- ★ Started all three postseason games and saw action at tackle-eligible tight end.
- ★ Chosen to *Pro Football Weekly's* All-Rookie Team.
- ★ Part of an offensive line that helped Tom Brady become the fourth player in NFL history to eclipse 5,000 passing yards in a single season.
- ★ Pressed into a starting role with Sebastian Vollmer being limited to six games due to injury.
- ★ Started at right tackle in his first NFL game at Miami (9/12) in the season opener. Was part of an offensive line that helped Tom Brady to a personal and franchise best 517 passing yards and a franchise record 622 total yards.
- ★ Started at right tackle but moved to left tackle vs. Miami (12/24) in the first quarter after two teammates went down with injury.

PLAYERS

- ★ Appeared in his first postseason game and started at right tackle in win vs. Denver (1/14).
- ★ Started and played right tackle and tackle-eligible tight end in the AFC Championship Game vs. Baltimore (1/22) and started as tackle-eligible tight end in Super Bowl XLVI vs. N.Y. Giants (2/5).

## COLLEGE

- ★ Earned All-American first-team honors in 2010.
- ★ Was a finalist for the Outland Trophy for the best college football offensive lineman as a senior.
- ★ A durable performer, he played in 2,540 out of a possible 2,542 plays on offense from the beginning of his sophomore season through the end of his senior campaign.
- ★ That play total included 1,400 snaps in pass protection, as he limited his opponents to just five sacks during that span.
- ★ Started 36-of-49 total games during his college career, including four as a tight end in 2007.
- ★ As a junior, Solder received All-Big 12 Conference first-team honors. He played in all but two of the team's 852 offensive plays.
- ★ Selected team captain as a junior and senior.
- ★ Honors and Awards (2010): Consensus All-American first-team selection, receiving that honor from the Associated Press, Football Writers Association of America, *The Sporting News*, Walter Camp, *Sports Illustrated*, ESPN.com, *Pro Football Weekly* and *Phil Steele's College Football*; One of three finalists for the Outland Trophy; Unanimous All-Big 12 Conference first-team choice; Named the Male College Athlete of the Year by the Colorado Sports Hall of Fame, and also garnered first-team All-Colorado honors from the state's NFF chapter; Zack Jordan Award winner as the team's most valuable player.
- ★ Honors and Awards (2009): All-American third-team selection by *The NFL Draft Report*, adding fourth-team honors from *College Football Insiders*; All-Big 12 Conference first-team; and honorable mention from the Associated Press; First-team All-Colorado from the state's chapter of the National Football Foundation; named for the second straight year as one of the recipients of the team's Gold Group Commitment Award, which recognizes excellence with class in a variety of areas; Recipient of the John Wooten Award for outstanding work ethic; Iron Buffalo Award winner among the offensive lineman.

## HONORS & AWARDS

2011

*Pro Football Weekly* All-Rookie Team

- ★ Added over 30 pounds of bulk during the offseason and emerged from fall camp as Colorado's starting left tackle his sophomore year in 2008.
- ★ Honors and Awards (2008): Recipient of the team's Gold Group Commitment Award which recognizes excellence with class in several areas of school, community and general life.
- ★ Redshirted as a freshman.

## PERSONAL

- ★ Attended Buena Vista (Colo.) High School and was a standout tight end and middle linebacker.
- ★ Lettered three times in basketball at center, averaging 15 points and 8 rebounds per game as a senior when BVHS was the league and district champ.
- ★ Lettered twice in baseball, playing first base and pitching (righthander).
- ★ Boasted a 3.93 grade point average as a member of the National Honor Society and was an honor roll student his entire prep career.
- ★ Graduated from Colorado with a degree in biology in May 2010 (with a 3.52 grade point average).
- ★ Took postgraduate classes toward a second major in integrative physiology during his final semester.
- ★ National Football Foundation Scholar-Athlete for 2010.
- ★ Finalist for the William V. Campbell Trophy (considered the "Academic" Heisman).
- ★ Earned first-team Academic All-Big 12 Conference honors as a red-shirt freshman, sophomore, junior and senior, and also attained CoSIDA Academic All-District status his junior and senior years.
- ★ Was the recipient of CU's Dean Jacob Van Ek Award for academic excellence for the 2008 and 2010 seasons.
- ★ An accomplished artist (paintings and sculptures), some of his work earned all-state honors in high school.
- ★ Following Christmas 2009, he traveled to Guatemala and volunteered at an orphanage. As a sophomore, he went to Italy during the summer to help rebuild a town after it suffered damages from an earthquake.
- ★ Married to wife, Lexi.



# BRYAN STORK



# 66

HT: 6-4 WT: 310

Born: 11/15/1990 Exp. (NFL/Patriots): Rookie  
GP/GS (Playoffs): 13/11 (2/2) Acq: D4a-14 (105th)

College: Florida State Hometown: Vero Beach, Fla.

SUPER BOWLS:

## OFFENSIVE LINE

14

### CAREER TRANSACTIONS

Bryan Stork was drafted by the New England Patriots in the 4th round (105th overall) of the 2014 NFL Draft.

### CAREER HIGHLIGHTS

★ Won back-to-back championships as a senior at Florida State (2014 BCS National Championship) and as a rookie with the Patriots (Super Bowl XLIX).

### SEASONAL REVIEWS

#### 2014 (13/11, 2/2)

★ Returned from injury to start at center and play every offensive snap in the Super Bowl XLIX win vs. Seattle (2/1/15).

★ Inactive in the AFC Championship win vs. Indianapolis (1/18/15) due to injury.

★ Made his postseason debut, starting at center in the AFC Divisional win vs. Baltimore (1/10/15) before leaving the game due to injury.

★ Started at center at Green Bay (11/30), at San Diego (12/7), vs. Miami (12/14), at N.Y. Jets (12/21) and vs. Buffalo (12/28).

★ Started at center and was part of an offensive line that didn't allow a sack for the second straight game in the win vs. Detroit (11/23).

★ Started at center in the win at Indianapolis (11/16), helping pave the way for the team to rush for a season-high 246 yards and not allowing a sack.

★ Started at center in the win vs. Denver (11/2).

★ Returned from injury to start at center and help the team score a season-high 51 points in the win vs. Chicago (10/26).

★ Inactive at Buffalo (10/12) and vs. N.Y. Jets (10/16) due to injury.

★ Started his second straight game at center in the win vs. Cincinnati (10/5), helping pave the way for the team to rush for a season-high 220 yards.

★ Made his first NFL start at center at Kansas City (9/29), becoming the first rookie to make a start at center for the Patriots since Dan Koppen in 2003.

★ Rotated in at center for the final two drives of the game in the win vs. Oakland (9/21), with Dan Connolly moving to right guard.

★ Made his NFL debut in the win at Minnesota (9/14), entering the game at center in the fourth quarter.

★ Was inactive in the season opener at Miami (9/7).

### COLLEGE

★ Started 41-of-51 contests that he appeared in, including each of his final 35 games at center, while seeing action at right guard for four games as a freshman and at left guard for two contests.

★ The Seminoles compiled a 45-10 record during Stork's four seasons with the team and he received winning grades for blocking consistency (80 percent or better) in 33 of his starting assignments.

★ Won the Rimington Trophy in 2013, given to the nation's top center. Also named a consensus first-team All-American and first team All-ACC.

### PERSONAL

★ Born Nov. 15, 1990.

★ A tight end in high school, had the frame and the tenacity to make the move to offensive line.

★ Primarily a blocker in a run-based high school offense, where he registered 43 pancake blocks.

PLAYERS



# BRIAN TYMS



# 84

HT: 6-3 WT: 204  
Born: 2/21/1989 Exp. (NFL/Patriots): 2/1  
GP/GS: 18/2 (1/0) Acq: FA-14

College: Florida A&M Hometown: Fort Lauderdale, Fla.  
SUPER BOWLS: 1

**W I D E R E C E I V E R**

## PRONOUNCED TMS

### CAREER TRANSACTIONS

Brian Tyms was signed by the New England Patriots as a free agent on July 27, 2014 ... Originally signed by San Francisco as a rookie free agent (5/4/12) ... Released by San Francisco (8/27/12) ... Signed by Miami to the practice squad (9/11/12) ... Released by Miami (8/31/13) ... Signed by Miami to the practice squad (9/2/13) ... Signed by Cleveland to the active roster from the Miami practice squad (10/22/13) ... Released by Cleveland (11/26/13) ... Signed by Cleveland to the practice squad (11/28/13) ... Signed by Cleveland to the active roster from the practice squad (12/4/13) ... Released by Cleveland (3/5/14).

### SEASONAL REVIEWS

#### 2014 (11/2, 1/0)

- ★ Inactive in the AFC Championship win vs. Indianapolis (1/18/15) and the Super Bowl XLIX win vs. Seattle (2/1/15).
- ★ Made his postseason debut in the AFC Divisional win vs. Baltimore (1/10/15).
- ★ Started at wide receiver vs. Buffalo (12/28), recording a career-high four catches for 39 yards.
- ★ Tackled punt returner Keenan Allen at the Chargers 10-yard line for no gain in the third quarter of the win at San Diego (12/7), netting 56 yards of field position.
- ★ Made his first NFL start in the win at Indianapolis (11/16).
- ★ Made his Patriots debut and caught his first touchdown pass in the win at Buffalo (10/12), a 43-yarder from Tom Brady in the third quarter.

- ★ Inactive vs. Cincinnati (10/5).
- ★ Suspended by the NFL for the first four games of the season.

#### 2013 (7/0 - Cleveland)

- ★ Played in seven games for Cleveland after being signed off Miami's practice squad on Oct. 22, recording two receptions for 12 yards.
- ★ Appeared in his first-career game at Kansas City (10/27).
- ★ Posted his first and second-career receptions (each for six yards) at N.Y. Jets (12/22).
- ★ Spent the first six weeks of the season on Miami's practice squad.

#### 2012 (0/0 - Miami, San Francisco)

- ★ Spent the entire season on Miami's practice squad.
- ★ Signed by San Francisco as a rookie free agent on May 4, but was released prior to the start of the season.

### COLLEGE

- ★ Played in 22 games with 13 starts at Florida A&M over two seasons, recording 45 receptions for 661 yards and four touchdowns.
- ★ Compiled 38 catches for 538 yards and three touchdowns as a senior in 2011.
- ★ Spent 2008-09 at Talahassee Community College.

### PERSONAL

- ★ Born Feb. 21, 1989.
- ★ Attended Dillard (Fort Lauderdale, Fla.) HS.

## BRIAN TYMS

Pos: WR Ht: 6-3 Wt: 204 Year: 2nd Acq: FA-14 College: Florida A&M Born: 2/21/89

### REGULAR SEASON

### RECEIVING

Year	Team	G/S	Rec	Yds	Avg	Lg	TD
2013	Browns	7/0	2	12	6.0	6	0
2014	Patriots	11/2	5	82	16.4	43t	1
<b>Totals - 2 Years</b>		<b>18/2</b>	<b>7</b>	<b>94</b>	<b>13.4</b>	<b>43t</b>	<b>1</b>

Additional Statistics: Special teams tackles - 2014 (1).

### POSTSEASON

### RECEIVING

Year	Team	G/S	Rec	Yds	Avg	Lg	TD
2014	Patriots	1/0	0	0	0.0	0	0
<b>Totals - 1 Year</b>		<b>1/0</b>	<b>0</b>	<b>0</b>	<b>0.0</b>	<b>0</b>	<b>0</b>





# JOE VELLANO



# 72

HT: 6-2 WT: 300  
Born: 10/30/1988 Exp. (NFL/Patriots): 2/2  
GP/GS: 20/9 (3/0) Acq: FA-13  
College: Maryland Hometown: Rexford, N.Y.

SUPER BOWLS:

DEFENSIVE LINE

14

## CAREER TRANSACTIONS

Joe Vellano was signed by the New England Patriots to the 53-man roster from the practice squad on Jan. 17, 2015 ... Originally signed by New England as a rookie free agent (5/3/13) ... Released by New England (10/7/14) ... Signed by New England to the practice squad (10/8/14).

## SEASONAL REVIEWS

### 2014 (4/1, 1/0)

- ★ Inactive in the Super Bowl XLIX win vs. Seattle (2/1/15).
- ★ Posted one tackle in the AFC Championship win vs. Indianapolis (1/18/15).
- ★ Signed to the 53-man roster from the practice squad prior to the AFC Championship game (1/17/15).
- ★ Released by New England (10/7) and signed the next day to the practice squad (10/8).
- ★ Recorded his first sack of the season at Kansas City (9/29), taking down Alex Smith for a loss of four yards in the Patriots red zone in the third quarter, helping limit the Chiefs to a field goal try.
- ★ Rotated in at defensive tackle and posted three solo stops in the win vs. Oakland (9/21).
- ★ Saw limited snaps at defensive tackle in the win at Minnesota (9/14).
- ★ Started in the season opener at Miami (9/7) and recorded two tackles.

### 2013 (16/8, 2/0)

- ★ Played in all 16 regular-season games with eight starts and totaled 48 tackles, two sacks, one pass defended and one fumble recovery.
- ★ Appeared in both playoff contests as a reserve and tallied five tackles and his first career postseason sack.
- ★ Made his first NFL appearance in the season opener at Buffalo (9/8) and contributed two tackles.

- ★ Replaced Vince Wilfork at defensive tackle at Atlanta (9/29) after Wilfork left with an injury and did not return. Finished with three tackles and his first career sack for a 7-yard loss. Started the next eight games in place of Wilfork.
- ★ Made his first career start at defensive tackle at Cincinnati (10/6) and registered four tackles.
- ★ Compiled a career-high nine tackles at N.Y. Jets (10/20).
- ★ Recovered a first-quarter fumble vs. Pittsburgh (11/3), the first of his career.
- ★ Notched his second career sack at Miami (12/15).
- ★ Appeared in his first career playoff game vs. Indianapolis (1/11) and posted one sack to go along with five tackles.

## COLLEGE

- ★ Played defensive tackle as a sophomore and junior before being moved to end as a senior at Maryland.
- ★ Selected as a team captain in 2011 and 2012.
- ★ Was All-ACC first-team as a senior in 2012 after finishing with 61 total tackles and six sacks.
- ★ Had a career-high of 94 total tackles as a junior in 2011 and was named an All-American and a consensus first team All-ACC choice.
- ★ After redshirting in 2008, played in five games as a reserve in 2009 before earning a starting position as a sophomore in 2010.

## PERSONAL

- ★ Born Oct. 30, 1988.
- ★ Father, Paul, was a first team Kodak AFCA All-American at Maryland.
- ★ First father-son All-America combo at same school in ACC history.
- ★ Member of the National Honor Society in high school.
- ★ Majored in family science at Maryland.

PLAYERS

# JOE VELLANO


Pos: DL Ht: 6-2 Wt: 300 Year: 2nd Acq: FA-13 College: Maryland Born: 10/30/88

REGULAR SEASON			TACKLES					INTERCEPTIONS					MISCELLANEOUS					
Year	Team	G/S	TT	UT	A	S	Yds	No	Yds	Avg	Lg	TD	PD	FF	FR	Yds	TD	SpT
2013	Patriots	16/8	48	32	16	2.0	18.0	0	0	0.0	0	0	0	0	1	0	0	0
2014	Patriots	4/1	6	5	1	1.0	4.0	0	0	0.0	0	0	0	0	0	0	0	0
<b>Totals - 2 Years</b>		<b>20/9</b>	<b>54</b>	<b>37</b>	<b>17</b>	<b>3.0</b>	<b>22.0</b>	<b>0</b>	<b>0</b>	<b>0.0</b>	<b>0</b>	<b>0</b>	<b>0</b>	<b>0</b>	<b>1</b>	<b>0</b>	<b>0</b>	<b>0</b>
POSTSEASON			TACKLES					INTERCEPTIONS					MISCELLANEOUS					
Year	Team	G/S	TT	UT	A	S	Yds	No	Yds	Avg	Lg	TD	PD	FF	FR	Yds	TD	SpT
2013	Patriots	2/0	5	2	3	1.0	1.0	0	0	0.0	0	0	0	0	0	0	0	0
2014	Patriots	1/0	1	1	0	0.0	0.0	0	0	0.0	0	0	0	0	0	0	0	0
<b>Totals - 2 Years</b>		<b>3/0</b>	<b>6</b>	<b>3</b>	<b>3</b>	<b>1.0</b>	<b>1.0</b>	<b>0</b>	<b>0</b>	<b>0.0</b>	<b>0</b>	<b>0</b>	<b>0</b>	<b>0</b>	<b>0</b>	<b>0</b>	<b>0</b>	<b>0</b>

PLAYERS

## VELLANO'S CAREER GAME-BY-GAME

2013	Opponent	P/S	TT	UT	A	S	Yds	Int	Yds	PD	FF	FR	SpT														
09/08	at Buffalo	p	2	1	1	-	-	-	-	-	-	-	-	11/24	Denver	S	2	2	0	-	-	-	-	-			
09/12	N.Y. Jets	p	4	2	2	-	-	-	-	-	-	-	-	12/01	at Houston	S	3	1	2	-	-	-	-	-			
09/22	Tampa Bay	p	1	1	0	-	-	-	-	-	-	-	-	12/08	Cleveland	p	1	0	1	-	-	-	-	-			
09/29	at Atlanta	p	3	2	1	1.0	13.0	-	-	-	-	-	-	12/15	at Miami	p	1	1	0	1.0	5.0	-	-	-			
10/06	at Cincinnati	S	4	2	2	-	-	-	-	-	-	-	-	12/22	at Baltimore	p	1	1	0	-	-	-	-	-			
10/13	New Orleans	S	6	3	3	-	-	-	-	-	-	-	-	12/29	Buffalo	p	4	3	1	-	-	-	-	-			
10/20	at N.Y. Jets	S	9	8	1	-	-	-	-	-	-	-	-	<b>2013 Totals</b>		<b>16/8</b>	<b>48</b>	<b>32</b>	<b>16</b>	<b>2.0</b>	<b>18.0</b>	<b>0</b>	<b>0</b>	<b>0</b>	<b>1</b>	<b>0</b>	<b>0</b>
10/27	Miami	S	4	3	1	-	-	-	-	-	-	-	-	01/11	Indianapolis	p	5	2	3	-	-	-	-	-	-		
11/03	Pittsburgh	S	0	0	0	-	-	-	-	1	-	-	-	01/19	at Denver	p	0	0	0	-	-	-	-	-	-		
11/18	at Carolina	S	3	2	1	-	-	-	-	-	-	-	-	<b>2013 Postseason</b>		<b>2/0</b>	<b>5</b>	<b>2</b>	<b>3</b>	<b>0.0</b>	<b>0.0</b>	<b>0</b>	<b>0</b>	<b>0</b>	<b>0</b>	<b>0</b>	<b>0</b>



# SHANE VEREEN



# 34

HT: 5-10 WT: 205

Born: 3/2/1989 Exp. (NFL/Patriots): 4/4

GP/GS (Playoffs): 42/8 (7/3) Acq: D2b-11 (56th)

College: California Hometown: Valencia, Calif.

SUPER BOWLS: 14

## R U N N I N G B A C K

### CAREER TRANSACTIONS

Shane Vereen was drafted by the New England Patriots in the second round (56th overall) of the 2011 NFL Draft.

### CAREER HIGHLIGHTS

★ His 11 receptions in Super Bowl XLIX are the most by a running back in Super Bowl history and are tied with Dan Ross, Jerry Rice, Deion Branch and Wes Welker for the second most by any player in Super Bowl history, behind the 13 by Demaryius Thomas in Super Bowl XLVIII.

### SEASONAL REVIEWS

**2014 (16/6, 3/2)**

★ Started at running back in the Super Bowl XLIX win vs. Seattle (2/1/15), rushing four times for 13 yards and catching a game-high 11 passes for 64 yards. His 11 receptions are the most by a running back in Super Bowl history and are tied with Dan Ross, Jerry Rice, Deion Branch and Wes Welker for the second most by any player in Super Bowl history, behind the 13 by Demaryius Thomas in Super Bowl XLVIII.

★ Started at running back in the AFC Championship win vs. Indianapolis (1/18/15), registering three receptions for 41 yards and rushing once for two yards.

★ Posted four receptions for 39 yards and added a six-yard rush in the AFC Divisional win vs. Baltimore (1/10/15).

★ Finished the regular season with 52 receptions, the most by a Patriots running back since Kevin Faulk recorded 58 catches in 2008.

★ Caught three passes for 14 yards and ran twice for one yard vs. Buffalo (12/28).

★ Recorded a 12-yard reception in the second quarter of the win at N.Y. Jets (12/21) to set a new single-season high with 433 receiving yards. Also led the team in rushing with six carries for 38 yards.

★ Started at running back and set a new career high with his 48th reception of the season in the win vs. Miami (12/14). Finished the game with one catch for 12 yards and six carries for five yards and one touchdown.

★ Caught three passes for 30 yards and had a one-yard rush in the win at San Diego (12/7).

★ Started at running back at Green Bay (11/30), carrying three times for six yards and catching one pass for 26 yards.

★ Started at running back and recorded eight receptions for 48 yards and added eight carries for 12 yards in the win vs. Detroit (11/23).

★ Caught four passes for 59 yards and rushed once for 18 yards in the win at Indianapolis (11/16).

★ Rushed 11 times for 29 yards and caught five passes for 38 yards and a touchdown in the win vs. Denver (11/2).

★ Started at running back in the win vs. Chicago (10/26), rushing five times for 22 yards and catching three passes for 23 yards.

### EXTRA POINTS

- ★ Vereen's mother, Venita, played tennis for the UNLV Rebels, while his father, Henry, played wide receiver for the Rebels before being drafted in ninth round of the 1979 NFL Draft by Tampa Bay. Henry accumulated 4,280 all-purpose yards while at UNLV, still the second-most in school history. He also owns the longest reception at UNLV, an 87-yarder.
- ★ Spent the summer of 2010 as an intern with Comcast SportsNet Bay Area.
- ★ His younger brother, Brock, is a rookie defensive back on the Chicago Bears.

★ Started at running back in the win vs. N.Y. Jets (10/16), rushing 11 times for 43 yards and catching five passes for a game-high 71 yards and two touchdowns. It was his first regular season two-touchdown game, and his 49-yard touchdown reception on the fourth play of the game was the longest by a Patriots running back in Gillette Stadium history.

★ Had five carries for four yards and caught one pass for three yards in the win at Buffalo (10/12).

### VEREEN'S SINGLE GAME CAREER HIGHS

#### Single Game Highs:

<b>Rushing Attempts</b>	14 at Buffalo (9/8/13) 11 vs. Denver (11/2/14) 11 vs. N.Y. Jets (10/16/14) 11 vs. Indianapolis (11/18/12)
<b>Rushing Yards</b>	101 at Buffalo (9/8/13) 90 vs. Cincinnati (10/5/14)
<b>Rushing TDs</b>	1 Six Times. Most Recent: vs. Miami (12/14/14)
<b>Longest Rush</b>	22 vs. Houston (1/13/13 - Divisional Playoff) 21 vs. Buffalo (9/8/13)
<b>Receptions</b>	12 vs. Cleveland (12/8/13) 11 vs. Seattle (2/1/15 - Super Bowl XLIX)
<b>Receiving Yards</b>	153 vs. Cleveland (12/8/13) 91 at N.Y. Jets (11/22/12)
<b>Receiving TDs</b>	2 vs. N.Y. Jets (10/16/14) 2 vs. Houston (1/13/13 - Divisional Playoff)
<b>Longest Reception</b>	83t at N.Y. Jets (11/22/12) 50 vs. Cleveland (12/8/13)

## ELITE COMPANY

Vereen became the fourth running back to post 150 yards receiving in a single game in the last 10 seasons.

Player	Team	Yards
Brain Westbrook (2004)	Philadelphia	156
Jahvid Best (2010)	Detroit	154
<b>Shane Vereen (2013)</b>	<b>New England</b>	<b>153</b>
Matt Forte (2010)	Chicago	151

★ Rushed for a season-high 90 yards on just nine carries in the win vs. Cincinnati (10/5). Also caught three passes for 18 yards.

★ Made his first start of the season and just the third of his career at Kansas City (9/29), finishing with eight carries for 26 yards and five receptions for 41 yards, including a season-long 28-yarder in the third quarter that pushed the Patriots into Chiefs territory and set up a touchdown on the following play.

★ Carried seven times for 20 yards and caught four passes for 17 yards in the win vs. Oakland (9/21).

★ Rushed six times for a season-high 40 yards in the win at Minnesota (9/14).

★ Led the team with 36 yards and one touchdown (a two-yarder) on seven carries in the season opener at Miami (9/7). Also posted five receptions for 35 yards.

## 2013 (8/1, 2/1)

★ Played in eight regular-season games with one start and gained 208 yards rushing on 44 carries for a 4.7 average and one touchdown. Also caught 47 passes for 427 yards and three touchdowns and had three kickoff returns for 66 yards.

★ Played in both postseason contests with one start and compiled nine rushes for 51 yards and had seven receptions for 75 yards.

★ Missed most of the first half of the season after being placed on injured reserve/designated for return (9/10) with a wrist injury suffered in the season opener at Buffalo (9/8).

★ Caught five or more passes in five of eight regular-season games he played in

★ Rushed for a career-high 101 yards on 14 carries at Buffalo (9/8). Also had seven receptions for 58 yards.

★ Returned from the injured reserve/designated for return list and made an immediate impact on the offense at Carolina (11/18). Set a then career-high with eight receptions for 65 yards and had one rush for 7 yards.

★ Made his first start of the season at Houston (12/1) and totaled five receptions for 37 yards and a touchdown. Also rushed 10 times for 38 yards.

★ Set new team records for receptions and receiving yards by a running back in the comeback win vs. Cleveland (12/8). Vereen had 12 receptions for 153 yards and three rushes for 9 yards and a touchdown.

★ Scored the second Patriots touchdown at Baltimore (12/22) on a 4-yard pass. Left in the first half with an injury and did not return.

★ Gained 93 combined yards of offense in the AFC Championship Game at Denver (1/19) with five receptions for 59 yards and four rushes for 34 yards in his first career playoff start.

## VEREEN SETS TEAM RECORDS

Vereen had 12 receptions for 153 yards vs. Cleveland on Dec. 8, 2013, setting the single-game franchise record for most receptions and receiving yards by a running back. Vereen's 153 receiving yards topped the 53-year-old franchise running back record of 124 receiving yards, achieved by Dick Christy against the Oakland Raiders on Nov. 4, 1960. His 12 receptions bested the previous Patriots running back record of 11 receptions, achieved three times, most recently by Kevin Faulk on Sept. 3, 2000, against Tampa Bay.

## Most Receiving Yards by a Running Back/Single Game

Player	Game	Yards
<b>Shane Vereen</b>	<b>vs. Cleveland (12/8/13)</b>	<b>153</b>
Dick Christy	vs. Oakland (11/4/60)	124
Joe Johnson	vs. Houston (11/25/60)	123

## Most Receiving Yards by a Running Back/Single Game

Player	Game	Receptions
<b>Shane Vereen</b>	<b>vs. Cleveland (12/8/13)</b>	<b>12</b>
Kevin Faulk	vs. Tampa Bay (9/3/00)	11
Leroy Thompson	vs. Minnesota (11/13/94)	11
Tony Collins	vs. Philadelphia (11/29/87)	11

## 2012 (13/1, 2/0)

★ Played in 13 regular-season games with one start and rushed for 251 yards on 62 carries and three touchdowns. Also totaled eight receptions for 149 yards and a touchdown.

★ Appeared in both postseason contests and compiled 57 yards rushing on 11 carries and a touchdown. Also had seven receptions for 105 yards and two touchdowns.

★ Was inactive due to injury for the first three games of the season.

★ Registered one rush for 1 yard and a touchdown vs. Denver (10/7).

★ Made his first career start and rushed for 49 yards on eight carries and one reception for 10 yards in the overtime win vs. N.Y. Jets (10/21). Gained 24 yards of offense on the first two plays of the game from scrimmage - a 10-yard reception and a 14-yard rush.

★ Rushed for 22 yards on seven carries and a touchdown at St. Louis (10/28). Also converted a third-and-long with a 17-yard catch and run in the second quarter.

★ Picked up 40 yards on a career-high 11 carries and a touchdown vs. Indianapolis (11/18). Also had one reception for 11 yards.

★ Totaled two receptions for 91 yards, including a career-long 83-yard touchdown catch in the second quarter of the Thanksgiving Night win at N.Y. Jets (11/22). The 83-yarder was the longest reception ever by a Patriots running back. Also tallied 42 yards on 10 carries.

★ Tied a team postseason mark with three touchdowns - a 1-yard run and 8-yard and 33-yard touchdown receptions - in the Divisional Playoff win vs. Houston (1/13). In total, Vereen tallied five receptions for 83 yards and seven rushes for 41 yards.

## 2011 (5/0, 0/0)

★ Played in five games and finished with 15 carries for 57 yards and 1 touchdown.

★ Inactive due to injury for nine regular-season games and all three postseason contests.

★ Saw his first action on offense, rushing for 39 yards on eight carries, including a 4-yard touchdown in the fourth quarter that capped a 34-3 with vs. Kansas City (11/21) on Monday Night Football.

## COLLEGE

- ★ Vereen started 19-of-38 games at California, carrying 556 times for 2,834 yards (5.1 avg.) and 29 touchdowns.
- ★ Added 674 yards and six scores on 74 receptions (9.1 avg.) and totaled 210 points as a member of the Golden Bears, returning 24 kickoffs for 551 yards (23.0 avg) and two punts for 10 yards (5.0 avg).
- ★ Collected 4,069 all-purpose yards on 656 plays, averaging 107.1 yards per game.
- ★ His 29 touchdown runs tied Marshawn Lynch (2004-06) and Jahvid Best (2007-09) for third on Cal's all-time list.
- ★ His 4,069 all-purpose yards rank fifth in school annals behind Deltha O'Neal (4,998; 1996-99), Russell White (4,943; 1990-92), Marshawn Lynch (4,574; 2004-06) and Chuck Muncie (4,194; 1973-75).
- ★ Accumulated 1,757 all-purpose yards in 2009, ranking sixth on Cal's single-season record list.
- ★ Honors and Awards (2010): All-Pac-10 Conference second-team; member of Watch Lists for the Paul Hornung (nation's most versatile player) and Doak Walker Awards (nation's top running back).
- ★ Started all 12 games and lead the team with 231 carries for 1,167 yards (5.1 avg.) and 13 touchdowns in 2010.
- ★ Honors and Awards (2009): All-Pac-10 Conference honorable mention selection; Recipient of California's Offensive "Bear Backers" Co-MVP Award; Muscle Milk California Student-Athlete of the Week vs. UCLA, Arizona and Stanford.

## ELITE COMPANY

Vereen became the fourth running back to post 150 yards receiving in a single game in the last 10 seasons.

Player	Team	Yards
Brain Westbrook (2004)	Philadelphia	156
Jahvid Best (2010)	Detroit	154
<b>Shane Vereen (2013)</b>	<b>New England</b>	<b>153</b>
Matt Forte (2010)	Chicago	151

- ★ Played in all 13 games in 2008 as the primary backup to starting tailback Jahvid Best, scoring 30 points.
- ★ His sophomore year, ranked second on the team with 715 yards and four touchdowns on 142 carries (5.0 avg.), and tied for second on the team with 27 receptions for 221 yards (8.2 avg.) and another score.
- ★ Redshirted as a freshman.
- ★ Vereen joined California's track and field squad for the 2008-09 season and finished 17th at the Pac-10 Outdoor Championships with a 100-meter time of 10.7 seconds.

## PERSONAL

- ★ Attended Valencia High School (Calif.).
- ★ Combined for over 6,000 rushing and receiving yards with 89 touchdowns during a three-year varsity career.
- ★ One of the Southland's top sprinters, recording the fastest 100-meter dash time of any junior in Southern California during the 2006 track and field season. His best 100-meter time was 10.6 seconds and his best 200-meter time was 21.5.
- ★ Also a member of the basketball team and excelled in the classroom, holding a 4.0 grade point average.
- ★ Son of Venita Taylor-Vereen and Henry Vereen, both of whom were student-athletes at the University of Nevada-Las Vegas.
- ★ Graduated from Cal with a degree in media studies in just three-and-a-half years.

## SHANE VEREEN

Pos: RB Ht: 5-10 Wt: 205 Year: 4th Acq: D2b-11 (56th) College: California Born: 3/2/89

REGULAR SEASON		RUSHING				RECEIVING				KICK RETURNS				PUNT RETURNS									
Year Team	G/S	No	Yds	Avg	Lg	TD	No	Yds	Avg	Lg	TD	No	Yds	Avg	Lg	TD	No	FC	Yds	Avg	Lg	TD	
2011 Patriots	5/0	15	57	3.8	19	1	0	0	0.0	0	0	0	0	0	0	0	0	0	0	0.0	0	0	0
2012 Patriots	13/1	62	251	4.0	16	3	8	149	18.6	83t	1	0	0	0.0	0	0	0	0	0	0.0	0	0	0
2013 Patriots	8/1	44	208	4.7	21	1	47	427	9.1	50	3	3	66	22.0	24	0	0	0	0	0.0	0	0	0
2014 Patriots	16/6	96	391	4.1	19	2	52	447	8.6	49t	3	0	0	0.0	0	0	0	0	0	0.0	0	0	0
<b>Totals - 4 Years</b>	<b>42/8</b>	<b>217</b>	<b>907</b>	<b>4.2</b>	<b>21</b>	<b>7</b>	<b>107</b>	<b>1,022</b>	<b>9.6</b>	<b>83t</b>	<b>7</b>	<b>3</b>	<b>66</b>	<b>22.0</b>	<b>24</b>	<b>0</b>	<b>0</b>	<b>0</b>	<b>0</b>	<b>0.0</b>	<b>0</b>	<b>0</b>	<b>0</b>

**Additional Statistics:** Special Teams Tackles: (2); 2011 (1); 2012 (1)

POSTSEASON		RUSHING				RECEIVING				KICK RETURNS				PUNT RETURNS									
Year Team	G/S	No	Yds	Avg	Lg	TD	No	Yds	Avg	Lg	TD	No	Yds	Avg	Lg	TD	No	FC	Yds	Avg	Lg	TD	
2011 Patriots	0/0	0	0	0.0	0	0	0	0	0.0	0	0	0	0	0.0	0	0	0	0	0	0.0	0	0	0
2012 Patriots	2/0	11	57	5.2	22	1	7	105	15.0	33t	2	0	0	0.0	0	0	0	0	0	0.0	0	0	0
2013 Patriots	2/1	9	51	5.7	11	0	7	75	10.7	24	0	0	0	0.0	0	0	0	0	0	0.0	0	0	0
2014 Patriots	3/2	6	21	3.5	7	0	18	144	8.0	30	0	0	0	0.0	0	0	0	0	0	0.0	0	0	0
<b>Totals - 4 Years</b>	<b>7/3</b>	<b>26</b>	<b>129</b>	<b>5.0</b>	<b>22</b>	<b>1</b>	<b>32</b>	<b>324</b>	<b>10.1</b>	<b>33t</b>	<b>2</b>	<b>0</b>	<b>0</b>	<b>0.0</b>	<b>0</b>	<b>0</b>	<b>0</b>	<b>0</b>	<b>0</b>	<b>0.0</b>	<b>0</b>	<b>0</b>	<b>0</b>



## VEREEN'S CAREER GAME-BY-GAME

		Rushing					Receiving																				
2011	Opponent	P/S	No	Yds	Avg	Lg	TD	No	Yds	Avg	Lg	TD															
09/12	at Miami		Inactive										11	11	11.0	11	0										
09/18	San Diego		Inactive										11/22	at N.Y. Jets	p	10	42	4.2	13	0	2	91	40.5	83t	1		
09/25	at Buffalo		Did Not Play										12/02	at Miami	p	3	14	4.7	8	0							
10/02	at Oakland	p	-	-	-	-	-	-	-	-	-	-	12/10	Houston	p	8	40	5.0	11	0							
10/09	N.Y. Jets	p	-	-	-	-	-	-	-	-	-	-	12/16	San Francisco	p	-	-	-	-	-	-	1	4	4.0	4	0	
10/16	Dallas	p	-	-	-	-	-	-	-	-	-	-	12/23	at Jacksonville	p	-	-	-	-	-	-						
10/30	at Pittsburgh		Inactive										12/30	Miami	p	8	38	4.8	9	0							
11/06	N.Y. Giants		Did Not Play										<b>2012 Totals</b>				<b>13/1</b>	<b>62</b>	<b>251</b>	<b>4.0</b>	<b>16</b>	<b>3</b>	<b>8</b>	<b>149</b>	<b>18.6</b>	<b>83t</b>	<b>1</b>
11/13	at N.Y. Jets		Inactive										01/13	Houston	p	7	41	5.9	22	1	5	83	16.6	33t	2		
11/21	Kansas City	p	8	39	4.9	19	1	-	-	-	-	-	01/20	Baltimore	p	4	16	4.0	7	0	2	22	11.0	13	0		
11/27	at Philadelphia	p	7	18	2.6	8	0	-	-	-	-	-	<b>2012 Postseason</b>				<b>2/0</b>	<b>11</b>	<b>57</b>	<b>5.2</b>	<b>22</b>	<b>1</b>	<b>7</b>	<b>105</b>	<b>15.0</b>	<b>33t</b>	<b>2</b>
12/04	Indianapolis		Inactive												Rushing					Receiving							
12/11	at Washington		Inactive										2013	Opponent	P/S	No	Yds	Avg	Lg	TD	No	Yds	Avg	Lg	TD		
12/18	at Denver		Inactive										09/08	at Buffalo	p	14	101	7.2	21	0	7	58	8.3	19	0		
12/24	Miami		Inactive										09/12	N.Y. Jets													
01/01	Buffalo		Inactive										09/22	Tampa Bay													
<b>2011 Totals</b>		<b>5/0</b>	<b>15</b>	<b>57</b>	<b>3.8</b>	<b>19</b>	<b>1</b>	<b>0</b>	<b>0</b>	<b>0.0</b>	<b>0</b>	<b>0</b>	09/29	at Atlanta													
01/14	Denver		Inactive										10/06	at Cincinnati													
01/22	Baltimore		Inactive										10/13	New Orleans													
02/05	N.Y. Giants		Inactive										10/20	at N.Y. Jets													
<b>2011 Postseason</b>		<b>0/0</b>	<b>0</b>	<b>0</b>	<b>0.0</b>	<b>0</b>	<b>0</b>	<b>0</b>	<b>0</b>	<b>0.0</b>	<b>0</b>	<b>0</b>	10/27	Miami													
2012	Opponent	P/S	No	Yds	Avg	Lg	TD	No	Yds	Avg	Lg	TD			Rushing					Receiving							
09/09	at Tennessee		Inactive										11/03	Pittsburgh													
09/16	Arizona		Inactive										11/18	at Carolina	p	1	7	7.0	7	0	8	65	8.1	17	0		
09/23	at Baltimore		Inactive										11/24	Denver	p	10	31	3.1	8	0	8	60	7.5	14	0		
09/30	at Buffalo	p	1	0	0.0	0	0	1	5	5.0	5	0	12/01	at Houston	p	10	38	3.8	14	0	5	37	7.4	12	1		
10/07	Denver	p	1	1	1.0	1t	1	-	-	-	-	-	12/08	Cleveland	S	3	9	3.0	6t	1	12	153	12.8	50	0		
10/14	at Seattle	p	-	-	-	-	-	-	-	-	-	-	12/15	at Miami	p	2	13	6.5	7	0	3	8	2.7	6	0		
10/21	N.Y. Jets	S	8	49	6.1	16	0	1	10	10.0	10	0	12/22	at Baltimore	p	2	6	3.0	4	0	1	4	4.0	4t	1		
10/28	at St. Louis	p	7	22	3.1	14	1	1	17	17.0	17	0	12/29	Buffalo	p	2	3	1.5	7	0	3	42	14.0	22	1		
11/11	Buffalo	p	5	5	1.0	5	0	1	11	11.0	11	0	<b>2013 Totals</b>				<b>8/1</b>	<b>44</b>	<b>208</b>	<b>4.7</b>	<b>21</b>	<b>1</b>	<b>47</b>	<b>427</b>	<b>9.1</b>	<b>50</b>	<b>3</b>
													01/11	Indianapolis	p	5	17	3.4	8	0	2	16	8.0	13	0		
													01/19	at Denver	S	4	34	8.5	11	0	5	59	11.8	24	0		
													<b>2013 Postseason</b>				<b>2/1</b>	<b>9</b>	<b>51</b>	<b>5.7</b>	<b>11</b>	<b>0</b>	<b>7</b>	<b>75</b>	<b>10.7</b>	<b>24</b>	<b>0</b>

PLAYERS



# SEBASTIAN VOLLMER



# 76

HT: 6-8 WT: 320  
 Born: 7/10/1984 Exp. (NFL/Patriots): 6/6  
 GP/GS (Playoffs): 75/68 (8/8) Acq: D2d-09 (58th)  
 College: Houston Hometown: Kaarst, Germany  
SUPER BOWL:

OFFENSIVE LINE

14

## CAREER TRANSACTIONS

Sebastian Vollmer was signed by the New England Patriots as an unrestricted free agent on March 26, 2013 ... Originally drafted by New England in the second round (58th overall) of the 2009 NFL Draft.

## CAREER HIGHLIGHTS

- ★ Named to the Associated Press All-Pro Second Team in 2010.
- ★ Named to the 2010 *USA Today* All-Joe Team.

## SEASONAL REVIEWS

### 2014 (16/16, 3/3)

- ★ Started at right tackle and played every offensive snap in the Super Bowl XLIX win vs. Seattle (2/1/15).
- ★ Started at right tackle in the AFC Divisional win vs. Baltimore (1/10/15) and the AFC Championship win vs. Indianapolis (1/18/15).
- ★ Started at right tackle at Green Bay (11/30), at San Diego (12/7), vs. Miami (12/14), at N.Y. Jets (12/21) and vs. Buffalo (12/28).
- ★ Started at right tackle and was part of an offensive line that didn't allow a sack for the second straight game in the win vs. Detroit (11/23).
- ★ Helped pave the way for the team to rush for a season-high 246 yards and didn't allow a sack in the win at Indianapolis (11/16).
- ★ Started at right tackle in the first nine games of the season.

### 2013 (8/8, 0/0)

- ★ Started the first eight games of the year at right tackle before suffering a leg injury vs. Miami (10/27) and missed the rest of the season.
- ★ Left the second half of game vs. Tampa Bay (9/22) with a foot injury and did not return.
- ★ Returned to starting lineup at Atlanta (9/29).
- ★ Was placed on injured reserve with a leg injury on Oct. 29.

### 2012 (15/15, 2/2)

- ★ Started all 15 regular-season games in which he appeared at right tackle.
- ★ Dependable right tackle for the NFL's No. 1 ranked offense.
- ★ Also started both playoff contests.
- ★ Was inactive due to injury at N.Y. Jets (11/22).
- ★ Started along an offensive line that paved the way for two 100-yard rushers and a win at Atlanta (9/30).
- ★ Started at right tackle vs. Denver (10/7) on an offense that had its second straight 200-yard rushing game for the first time since 1978.

## EXTRA POINTS

- ★ Played soccer and was a swimmer while growing up in Germany. He began playing football at the age of 14 for the Duesseldorf club team called the Duesseldorf Panther. That led to him playing for the national team and the European All-Star team that participated in the Global Junior Championships in San Diego, Calif., where he was recruited by the University of Houston.
- ★ While at Houston, Sebastian earned the nickname "Sea Bass".
- ★ Returned for the win at Miami (12/2) after missing one game due to injury.

### 2011 (6/5, 1/1)

- ★ Limited to six games during the regular season, starting five at right tackle.
- ★ Made one postseason appearance, starting at right tackle in Super Bowl XLVI vs. N.Y. Giants (2/5).
- ★ Inactive for 10 regular-season and two playoff games due to injury.
- ★ Returned from injury to start at right tackle as part of an offensive line that helped Tom Brady throw for 423 yards in the home opener vs. San Diego (9/18).
- ★ Started at right tackle as part of an offensive line that paved the way for the Patriots to pick up 157 yards on the ground in a win vs. Kansas City (11/21).

### 2010 (16/16, 1/1)

- ★ Started at right tackle in all 16 regular-season games and was named to the Associated Press All-Pro Second Team as well as *USA Today's* All-Joe team.
- ★ Part of an offensive line that helped BenJarvus Green-Ellis become the 11th Patriots running back and the first since Corey Dillon in 2004 to eclipse the 1,000-yard mark with a career-high 1,008 yards in 2010.
- ★ Helped the Patriots become the first team in 2010 to record over 100 rushing yards (103) against a stingy Steelers defense at Pittsburgh (11/14) in the 39-26 win. Also helped power Tom Brady to 350 passing yards.

## HONORS & AWARDS

### 2010

- Associated Press All-Pro: Second Team
- USA Today* All-Joe Team

PLAYERS

★ Part of an offensive line that helped contribute to the Patriots scoring the seventh most points in a season in NFL history.

### 2009 (14/8, 1/1)

★ Played in 14 regular-season games, starting eight, with five starts at left tackle and three starts at right tackle while missing two games due to injury.

★ Started at right tackle in the postseason game vs. Baltimore (1/10).

★ Started at left tackle in place of the injured Matt Light vs. Tennessee (10/18), at Tampa Bay (10/25), vs. Miami (11/8), at Indianapolis (11/15) and vs. N.Y. Jets (11/22).

★ Started at right tackle in the final three games of the season, at Buffalo (12/20), vs. Jacksonville (12/27) and at Houston (1/3).

★ Also utilized on special teams and as an eligible receiver as an extra blocker in short-yardage situations.

★ Made his first NFL start at left tackle vs. Tennessee (10/18) in the Patriots 59-0 win in place of the injured Matt Light.

### COLLEGE

★ U.S. college coaches lined up to sign Vollmer after he appeared in the 2004 Global Junior Championships in San Diego, but he spoke almost no English when he signed with Houston.

★ He started his college career as a 250-pound tight end before growing into a first-team All-Conference USA left tackle as a senior.

★ Five years removed from moving to this country, Vollmer became one of the top linemen in Conference USA and started his last 25 games at tackle for the Cougars despite playing tight end and blocking back as a sophomore.

### PERSONAL

★ Vollmer did not start playing football until he was 14 years old, but still helped his German prep school win two national championships.

★ Sebastian Georg Vollmer was born to Jutta and Werner Vollmer on July 10, 1984, in Duesseldorf, Germany.

★ Attended Quirinus Gymnasium (Germany).

★ Helped lead his prep team to a 25-0 record over his career.

★ Named to the European All-Star team and was twice a member of national championship teams.

★ Was also recruited to play football at Western Michigan, Louisiana Tech and Indiana.

★ Earned a degree in communications and economics at Houston.



RYAN  
**WENDELL**



**62**

HT: 6-2 WT: 300

Born: 3/4/1986 Exp. (NFL/Patriots): 6/6

GP/GS (Playoffs): 77/49 (12/7) Acq: FA-09

College: Fresno State Hometown: Pomona, Calif.

SUPER BOWLS

**OFFENSIVE LINE**

14

**PRONOUNCED** when-DELL

### CAREER TRANSACTIONS

Ryan Wendell was re-signed by the New England Patriots as an unrestricted free agent on March 31, 2014 ... Originally signed by New England as a rookie free agent (5/2/08) ... Released by New England (8/26/08) ... Signed by New England to the practice squad (9/24/08) ... Released by New England (9/22/09) ... Signed by New England to the practice squad (9/24/09) ... Signed by New England to the 53-man roster from the practice squad (12/31/09).

### EXTRA POINTS

- ★ Had his jersey retired at Diamond Bar High School and was elected to the school's Hall of Fame.
- ★ An excellent student, who won the California Governor's Scholar Share Award.
- ★ Nicknamed "Wendy" by his teammates.

### HONORS & AWARDS

2012

USA Today All-Joe Team

## SEASONAL REVIEWS

### 2014 (14/12, 3/3)

- ★ Started at right guard and played every offensive snap in the Super Bowl XLIX win vs. Seattle (2/1/15).
- ★ Started at center in the AFC Championship win vs. Indianapolis (1/18/15).
- ★ Started at right guard before shifting over to center to replace injured starter Bryan Stork in the AFC Divisional win vs. Baltimore (1/10/15).
- ★ Started at right guard at Green Bay (11/30), at San Diego (12/7), vs. Miami (12/14), at N.Y. Jets (12/21) and vs. Buffalo (12/28).
- ★ Started at right guard and was part of an offensive line that didn't allow a sack for the second straight game in the win vs. Detroit (11/23).
- ★ Started at right guard and helped pave the way for the team to rush for a season-high 246 yards and didn't allow a sack in the win at Indianapolis (11/16).
- ★ Started at right guard in the wins vs. Chicago (10/26) and vs. Denver (11/2).
- ★ Started at center in the win vs. N.Y. Jets (10/16), vs. Chicago (10/26) and vs. Denver (11/2).
- ★ Started at center in the win at Buffalo (10/12) due to an injury to Bryan Stork. It was his second start of the season and his first at center.
- ★ Made his first start of the season at right guard in the win vs. Cincinnati (10/5), helping pave the way for the team to rush for a season-high 220 yards. It was his first start since 2011 and his first start at right guard since he started the final two games at right guard in 2010.

- ★ Played at right guard in the fourth quarter at Kansas City (9/29), marking his first action at right guard since he started the final two games at right guard in 2010.
- ★ Was inactive at Minnesota (9/14) and vs. Oakland (9/21).
- ★ Did not start, but saw action at center when Dan Connolly moved from center to right guard as part of an offensive line rotation in the season opener at Miami (9/7).

### 2013 (16/16, 2/2)

- ★ Started all 16 regular-season games and both playoff contests at center as part of an offense that ranked seventh overall in total offense and third in scoring.
- ★ Started at center vs. Pittsburgh (11/3) as part of an offensive line that help score 55 points and compile 610 yards.

### 2012 (16/16, 2/2)

- ★ Started all 16 regular-season games and both playoff contests at center for the NFL's No. 1 ranked offense.
- ★ Earned starting center job out of training camp over incumbent Dan Koppen.
- ★ Led all NFL players in playing time in 2012 by starting all 16 games and playing 1,379 total snaps (1,231 offense, 148 special teams).
- ★ Started along an offensive line that paved the way for two 100-yard rushers and a win at Buffalo (9/30).
- ★ Started at center vs. Denver (10/7) on offense that had its second straight 200-yard rushing game for the first time since 1978.

### 2011 (14/3, 3/0)

- ★ Saw action in 14 regular-season games, starting three - two at center and one at left guard.

- ★ Played in a reserve role in all three playoff games including Super Bowl XLVI vs. N.Y. Giants (2/5).
- ★ Started his first game of the season and first ever at center, in place of the injured Dan Connolly at Philadelphia (11/27).
- ★ Inserted into the starting lineup at left guard vs. Miami (12/24) after Matt Light went down with an injury and Logan Mankins shifted to left tackle.
- ★ Made his first career start at left guard in the Patriots win vs. Buffalo (1/1) in place of an injured Logan Mankins.

### 2010 (15/2, 1/0)

- ★ Played in 15 regular-season games with two starts and was inactive for one game.
- ★ Made his first two starts of his career in the final two games of the season at Buffalo (12/26) and vs. Miami (1/2) at right guard in place of an injured Dan Connolly.
- ★ Saw time on the offensive line, filling in for Dan Connolly when he moved to fullback in goal-line situations and on special teams throughout the season.
- ★ Replaced Stephen Neal at right guard during the Cincinnati game for a few plays, marking his first NFL action on the offensive line (9/12).

### 2009 (2/0, 1/0)

- ★ Earned a spot on the 53-man roster coming out of training camp and played in the first two games of the season before being released and signed to the practice squad.
- ★ Was signed back to the 53-man roster prior to the regular-season finale but was inactive for the game at Houston (1/3).
- ★ Made his NFL debut on special teams in the 2009 season-opener vs. Buffalo (9/14).
- ★ Played as a reserve on special teams at N.Y. Jets (9/20).
- ★ Saw action on special teams in the postseason game vs. Baltimore (1/10).

### 2008 (0/0)


- ★ Spent his first NFL season on the Patriots practice squad after signing with the team as a rookie free agent.

## COLLEGE

- ★ Played center at Fresno State and was part of an offensive line that set a school record for fewest sacks surrendered with 12.
- ★ Earned All-WAC and Academic All-WAC honors.
- ★ Played in nine games as a true freshman in 2004.
- ★ In 2004, he helped school finish as the nation's fifth-ranked offense, scoring more than 38 points per game.

## PERSONAL

- ★ Ryan Wendell was born on March 4, 1986.
- ★ Attended Diamond Bar (Calif.) High School where he had his jersey retired and was named to the school's hall of fame.
- ★ Selected first-team All-CIF Southern Section as a defensive lineman as a senior and as an offensive lineman as a junior.
- ★ Named the Sierra League's Most Valuable Player.
- ★ An excellent student, who won the California Governor's Scholar Share Award.



**CHRIS  
WHITE**



**59**

HT: 6-3 WT: 238  
 Born: 1/15/1989 Exp. (NFL/Patriots): 4/2  
 GP/GS (Playoffs): 51/0 (5/0) Acq: CW (DET)-13  
 College: Mississippi State Hometown: Vancleave, Miss.  
SUPER BOWLS

**LINEBACKER**



**CAREER TRANSACTIONS**

Chris White was signed by the New England Patriots on Sept. 4, 2014 ... Originally drafted by Buffalo in the sixth round (169th overall) of the 2011 NFL Draft ... Acquired by Detroit from Buffalo in a trade in exchange for QB Thaddeus Lewis (8/25/13) ... Released by Detroit (8/31/13) ... Claimed off waivers and awarded to the New England Patriots from Detroit (9/1/13) ... Released by New England (8/31/14).

**SEASONAL REVIEWS**

**2014 (13/0, 3/0)**

- ★ Contributed on special teams in the Super Bowl XLIX win vs. Seattle (2/1/15).
- ★ Led the team with two special teams tackles in the AFC Championship win vs. Indianapolis (1/18/15).
- ★ Posted two special teams tackles in the AFC Divisional win vs. Baltimore (1/10/15).
- ★ Returned to action in the win at N.Y. Jets (12/21) after missing three games due to injury.
- ★ Inactive at Green Bay (11/30), at San Diego (12/7) and vs. Miami (12/14) due to injury.
- ★ Recorded one special teams tackle in each of the wins vs. Chicago (10/26), vs. Denver (11/2) and at Indianapolis (11/16).
- ★ Led the team with two special teams tackles in the win at Buffalo (10/12).
- ★ Posted three special teams tackles in the win vs. Cincinnati (10/5).
- ★ Played primarily on special teams in the first four games of the season, posting one special teams tackle.

**2013 (16/0, 2/0)**

- ★ Went to training camp with Buffalo and was traded to Detroit and released before being claimed off waivers

by New England prior to the start of the regular season.

- ★ Played in all 16 regular-season games mainly on special teams and posted nine special teams tackles. Saw limited action at linebacker.
- ★ Appeared as a reserve in both playoff games.
- ★ Notched a season-high two special teams tackles vs. Pittsburgh (11/3).
- ★ Posted one defensive tackle in the 41-7 win at Baltimore (12/22).

**2012 (15/0 – Buffalo)**

- ★ Appeared in 15 games, playing mostly on special teams and posted two tackles.
- ★ Made a career-high two tackles vs. Kansas City (9/16).

**2011 (7/0 – Buffalo)**

- ★ Appeared in seven games, playing mostly on special teams and posted one forced fumble.
- ★ Placed on injured reserve with a knee injury (11/15).

**COLLEGE**

- ★ Transferred to Mississippi State after two years at Mississippi Gulf Coast Community College.
- ★ Finished his career at Mississippi State with 110 tackles, six sacks, two interceptions and one fumble recovery.

**PERSONAL**


- ★ Born on Jan. 15, 1989, in Mobile, Ala.
- ★ Son of Mr. and Mrs. Nicholas Myrick.
- ★ Selected to play in the Mississippi/Alabama High School All-Star game following his senior prep season.
- ★ Named both the team's offensive and defensive most valuable player as a senior.

**CHRIS WHITE**

Pos: LB Ht: 6-3 Wt: 238 Year: 4th Acq: CW (DET)-13 College: Mississippi State Born: 1/15/89

REGULAR SEASON		TACKLES						INTERCEPTIONS					MISCELLANEOUS					
Year	Team	G/S	TT	UT	A	S	Yds	No	Yds	Avg	Lg	TD	PD	FF	FR	Yds	TD	SpT
2011	Bills	7/0	0	0	0	0.0	0.0	0	0	0.0	0	0	0	1	0	0	0	0
2012	Bills	15/0	2	2	0	0.0	0.0	0	0	0.0	0	0	0	0	0	0	0	0
2013	Patriots	16/0	1	1	0	0.0	0.0	0	0	0.0	0	0	0	0	0	0	0	9
2014	Patriots	13/0	0	0	0	0.0	0.0	0	0	0.0	0	0	0	0	0	0	0	9
<b>Totals – 4 Years</b>		<b>51/0</b>	<b>3</b>	<b>3</b>	<b>0</b>	<b>0.0</b>	<b>0.0</b>	<b>0</b>	<b>0</b>	<b>0.0</b>	<b>0</b>	<b>0</b>	<b>0</b>	<b>1</b>	<b>0</b>	<b>0</b>	<b>0</b>	<b>18</b>
POSTSEASON		TACKLES						INTERCEPTIONS					MISCELLANEOUS					
Year	Team	G/S	TT	UT	A	S	Yds	No	Yds	Avg	Lg	TD	PD	FF	FR	Yds	TD	SpT
2013	Patriots	2/0	0	0	0	0.0	0.0	0	0	0.0	0	0	0	0	0	0	0	0
2014	Patriots	3/0	0	0	0	0.0	0.0	0	0	0.0	0	0	0	0	0	0	0	4
<b>Totals – 2 Years</b>		<b>5/0</b>	<b>0</b>	<b>0</b>	<b>0</b>	<b>0.0</b>	<b>0.0</b>	<b>0</b>	<b>0</b>	<b>0.0</b>	<b>0</b>	<b>0</b>	<b>0</b>	<b>0</b>	<b>0</b>	<b>0</b>	<b>0</b>	<b>4</b>





# JAMES WHITE



# 28

HT: 5-10 WT: 195

Born: 2/3/1992 Exp. (NFL/Patriots): Rookie  
GP/GS (Playoffs): 3/0 (0/0) Acq: D4b-14 (130th)

College: Wisconsin Hometown: Ft. Lauderdale, Fla.  
SUPER BOWLS:

## R U N N I N G B A C K



### CAREER TRANSACTIONS

James White was drafted by the New England Patriots in the fourth round (130th overall) of the 2014 NFL Draft.

### SEASONAL REVIEWS

2014 (3/0, 0/0)

- ★ Inactive in the AFC Divisional win vs. Baltimore (1/10/15), the AFC Championship win vs. Indianapolis (1/18/15) and the Super Bowl XLIX win vs. Seattle (2/1/15).
- ★ Caught two passes for eight yards vs. Buffalo (12/28).
- ★ Rushed six times for 17 yards and fell on a Tom Brady fumble in the win vs. Chicago (10/26).
- ★ Made his NFL debut at Kansas City (9/29), carrying the ball three times for 21 yards and posting three receptions for 15 yards.
- ★ Was inactive for the first three games of the season, vs. Cincinnati (10/5), at Buffalo (10/12), vs. N.Y. Jets (10/16), vs. Denver (11/2), at Indianapolis (11/16), vs. Detroit (11/23), at Green Bay (11/30), at San Diego (12/7), vs. Miami (12/14) and at N.Y. Jets (12/21).

### COLLEGE

- ★ Played in 52 games with 12 starts and finished career ranked No. 4 all-time at Wisconsin with 4,015 rushing yards and third all-time at UW in rushing touchdowns (45), which is tied for the eighth-most in Big Ten history. Also ranks third all-time at UW in total touchdowns (48), the ninth-most by a Big Ten player.
- ★ Finished career ranked No. 4 all-time at UW with 5,450 all-purpose yards and set UW record for career average per rushing attempt at 6.24 yards per carry, the fifth-best mark in Big Ten history.
- ★ With 1,052 rushing yards as a freshman and 1,444 as a senior, became eighth player in school history with multiple 1,000-yard rushing seasons.

- ★ In 2013, combined with RB Melvin Gordon (1,609) to set FBS single-season record for rushing yards by teammates at 3,053 yards.
- ★ Finished with 18 career 100-yard rushing games, tied for the sixth-most in school history.
- ★ Recorded the longest run in school history with 93-yard touchdown on UW's first play from scrimmage vs. Indiana (11/16/13).
- ★ Set school record for receiving yards by a running back with 670 for his career.

### PERSONAL

- ★ Rushed 319 times for 2,568 yards and 38 touchdowns and made 65 catches for 473 yards and eight touchdowns in his high school career.
- ★ As a senior, named first-team all-county, compiling 136 rushes for 1,145 yards and 15 touchdowns and made 24 catches for 253 yards and five touchdowns.
- ★ Named all-county second-team as a junior after rushing for 18 touchdowns and 960 yards on 127 carries and catching 17 passes for 184 yards and three touchdowns.
- ★ Named honorable mention all-county as a sophomore, rushing for 463 yards and five touchdowns on 56 carries.
- ★ Also earned lettered in baseball.
- ★ Parents are Tyrone and Lisa White.
- ★ Relative Santana Moss plays in the NFL for the Washington Redskins.
- ★ Relative, Craig White, played football at the University of Minnesota.
- ★ Hobbies include dancing and video games.
- ★ Studied agricultural and life sciences with a focus in communication at Wisconsin.

PLAYERS

## JAMES WHITE

Pos: RB Ht: 5-10 Wt: 195 Year: Rookie Acq: D4b-14 (130th) College: Wisconsin Born: 2/3/92

REGULAR SEASON		RUSHING				RECEIVING				KICK RETURNS				PUNT RETURNS			
Year Team	G/S	No	Yds	Avg	Lg	TD	No	Yds	Avg	Lg	TD	No	Yds	Avg	Lg	TD	
2014 Patriots	3/0	9	38	4.2	11	0	5	23	4.6	11	0	0	0	0.0	0	0	
<b>Totals - 1 Year</b>	<b>3/0</b>	<b>9</b>	<b>38</b>	<b>4.2</b>	<b>11</b>	<b>0</b>	<b>5</b>	<b>23</b>	<b>4.6</b>	<b>11</b>	<b>0</b>	<b>0</b>	<b>0</b>	<b>0.0</b>	<b>0</b>	<b>0</b>	
REGULAR SEASON		RUSHING				RECEIVING				KICK RETURNS				PUNT RETURNS			
Year Team	G/S	No	Yds	Avg	Lg	TD	No	Yds	Avg	Lg	TD	No	FC	Yds	Avg	Lg	TD
2014 Patriots	0/0	0	0	0.0	0	0	0	0	0.0	0	0	0	0	0	0.0	0	0
<b>Totals - 1 Year</b>	<b>0/0</b>	<b>0</b>	<b>0</b>	<b>0.0</b>	<b>0</b>	<b>0</b>	<b>0</b>	<b>0</b>	<b>0.0</b>	<b>0</b>	<b>0</b>	<b>0</b>	<b>0</b>	<b>0</b>	<b>0.0</b>	<b>0</b>	<b>0</b>



# VINCE WILFORK



# 75

Born: 11/4/1981 Exp. (NFL/Patriots): 11/11  
GP/GS (Playoffs): 158/148 (21/19) Acq: D1a-04 (21st)  
College: Miami (Fla.) Hometown: Boynton Beach, Fla.

PRO BOWLS: SUPER BOWLS:

DEFENSIVE LINE



## CAREER TRANSACTIONS

Vince Wilfork was drafted by the New England Patriots in the first round (21st overall) of the 2004 NFL Draft.

## CAREER HIGHLIGHTS

- ★ Wilfork has played in 158 games with 148 starts over 11 seasons with the Patriots (2004-14). The Patriots own a 123-35 (.778) record in Wilfork's 158 career regular-season games.
- ★ Has served as a defensive co-captain for seven consecutive seasons from 2008-14.
- ★ In 2007, earned his first career Pro Bowl selection and was named to the Associated Press All-Pro Team.
- ★ Named to five career Pro Bowls and four straight from 2009-2012.
- ★ Named Associated Press All-Pro: First Team in 2012.
- ★ Named Associated Press All-Pro Second Team in 2010 and 2011.
- ★ Is the franchise leader in interceptions by a defensive lineman with three career picks.
- ★ During his 11 seasons, Wilfork has helped the Patriots defense finish in the top 10 in points allowed nine times (2004, 2006-10, 2012-14).
- ★ In 2007, Wilfork was a leader on the first team in NFL history to complete a 16-0 regular season, as the Patriots tied the NFL's all-time mark with 18 overall victories and set a league record for point differential, outscoring opponents by 315 points.

## SEASONAL REVIEWS

### 2014 (16/16, 3/3)

- ★ Voted co-captain for the seventh straight season.
- ★ Started and posted two tackles in the Super Bowl XLIX win vs. Seattle (2/1/15).
- ★ Started at defensive tackle in the AFC Championship win vs. Indianapolis (1/18/15).
- ★ Started at defensive tackle and posted four tackles in the AFC Divisional win vs. Baltimore (1/10/15).
- ★ Started and posted one tackle vs. Buffalo (12/28).
- ★ Registered a season-high eight tackles in the win at N.Y. Jets (12/21).
- ★ Tallied five tackles and batted down a Ryan Tannehill pass in the win vs. Miami (12/14).
- ★ Recorded one tackle in the win at San Diego (12/7).
- ★ Posted two tackles at Green Bay (11/30).
- ★ Started at defensive tackle and posted a season-high five tackles in the win vs. Detroit (11/23).
- ★ Started at defensive tackle and recorded three tackles in the win at Indianapolis (11/16).
- ★ Started at defensive tackle and tallied two tackles in the win vs. Denver (11/2).
- ★ Started at defensive tackle and posted five tackles in the win vs. N.Y. Jets (10/16).

## EXTRA POINTS

- ★ Vince was the 2010 recipient of the Ron Burton Community Service Award.
- ★ Vince and his wife Bianca host an annual draft day fundraiser to support the Diabetes Research Institute. The event has grown in each of its eight years and has raised more than \$150,000 to fight diabetes, which claimed Vince's father's life while Vince was at the University of Miami.
- ★ Vince is an active member of the Mass Mentoring Partnership, a group dedicated to supporting mentoring in Massachusetts.
- ★ Vince played multiple positions in high school, including running back and punt returner.
- ★ Vince's jersey number 75 was retired at Santaluces High School in Lantana, Fla., in September, 2008. His number was the first to ever be retired by the school.
- ★ Started at defensive tackle and posted six tackles in the win at Buffalo (10/12).
- ★ Started at defensive tackle and posted one tackle in the win vs. Cincinnati (10/5).
- ★ Posted five tackles at Kansas City (9/29).
- ★ Sealed the 16-9 win vs. Oakland (9/21) when he snared a deflected Derek Carr pass on first-and-goal from the 12-yard line with less than a minute remaining for his third career interception. With the pick, he became the Patriots all-time leader in interceptions by a defensive lineman.
- ★ Anchored a defensive line that limited the Vikings to 54 yards rushing in the win at Minnesota (9/14).
- ★ Started in the season opener at Miami (9/7) and recorded three tackles.
- 2013 (4/4, 0/0)
  - ★ Voted co-captain for the sixth straight season.
  - ★ Started the first four games of the regular season before suffering an Achilles injury and missing the majority of the season.
  - ★ Left during the first series of the game at Atlanta (9/29) with an injury and did not return.
  - ★ Compiled 10 tackles before being placed on season-ending injured reserve with an Achilles injury (10/3).
- 2012 (16/16, 2/2)
  - ★ Voted co-captain for the fifth straight season.
  - ★ Voted to his fifth career Pro Bowl.

## HONORS & AWARDS

**2014**

Team Captain

**2013**

Team Captain

**2012**

AFC Pro Bowl

Associated Press All-Pro: First Team

*Pro Football Weekly* All-NFL Team

Team Captain

**2011**

AFC Pro Bowl

Associated Press All-Pro: Second Team

Team Captain

**2010**

AFC Pro Bowl

Associated Press All-Pro: Second Team

Peter King's SI.com All Pro Team

Team Captain

**2009**

AFC Pro Bowl

Team Captain

**2007**

AFC Pro Bowl

Associated Press All-Pro: Second Team

Team Captain

- ★ Named Associated Press All-Pro: First Team.
- ★ Garnered *Pro Football Weekly's* All-NFL Team status.
- ★ Started all 16 regular-season games and compiled 59 tackles, three sacks, six passes defended, two forced fumbles and a career-high four fumble recoveries.
- ★ Started both playoff games and made six tackles.
- ★ Anchored a defensive line as part of a unit that finished tied for ninth in the NFL with 20.7 points allowed per game.
- ★ Started and made three tackles and recovered a fumble vs. Arizona (9/16).
- ★ Started and made four tackles, defended two passes and recovered a key fumble near the goal line at the end of the second quarter in the win at Buffalo (9/30).
- ★ Accumulated three tackles and recovered a fumble for the third time in four games vs. Denver (10/7).
- ★ Amassed five tackles and caused a handoff miscue that led to a safety in the overtime win vs. N.Y. Jets (10/21).
- ★ Registered five tackles and a strip-sack of Bills QB Ryan Fitzpatrick that led to a Patriots touchdown in the win vs. Buffalo (11/11).
- ★ Had six tackles in the win at N.Y. Jets (11/22) and forced an offensive lineman into QB Mark Sanchez in the backfield that caused a fumble which was recovered by Steve Gregory and returned for a touchdown.
- ★ Had three tackles and recovered a fumble in the second quarter that led to a Patriots field goal in the win at Miami (12/2).
- ★ Picked up his second sack of the season in the win vs. Houston (12/10) which forced a fumble and caused the Texans to lose 20 yards on the play. Also made four tackles and defended a pass.

## WILFORK'S SINGLE GAME CAREER HIGHS

### Regular Season

<b>Tackles:</b>	12	vs. Buffalo (10/30/05)
<b>Solos:</b>	8	vs. Buffalo (10/30/05)
<b>Assists:</b>	6	at Kansas City (11/27/05) vs. Atlanta (10/9/05)
<b>Sacks:</b>	2	vs. Miami (1/02/11)
<b>Passes Defended:</b>	2	Twice, most recent at Buffalo (9/30/12)
<b>Fumble Recoveries:</b>	1	11 times, most recent vs. Denver (10/7/12)

- ★ Accumulated six tackles and his third sack of the season as part of a seven-sack effort by the defense in the win vs. Miami (12/30).

### 2011 (16/16, 3/3)

- ★ Voted by his teammates as a defensive captain for the fourth consecutive season.
- ★ Voted to his fourth career Pro Bowl and was named Associated Press All-Pro: Second Team for the third time in his career.
- ★ Started all 16 games along the defensive line where he made 74 tackles, a career-high 3½ sacks for 17½ yards, eight quarterback hits, his first two interceptions, three passes defended, one forced fumble and two fumble recoveries - the latter he recovered in the end zone for his first career touchdown.
- ★ Started all three postseason games and accumulated 12 tackles, including 2½ sacks for 14½ yards and three quarterback hits.
- ★ Intercepted the first pass of his career vs. San Diego (9/18) and returned it 28 yards to set up a field goal just before halftime. Made five tackles and recorded two quarterback hits.
- ★ Made one tackle and intercepted the second pass of his career and second of the season at Oakland (10/2) and returned it 19 yards in the fourth quarter of the Patriots win.
- ★ Made six tackles and recovered a first-quarter fumble in the end zone for his first career touchdown at Washington (12/11) that gave the Patriots a crucial early score in their win.
- ★ Made three tackles including a career postseason-high 1½ sacks for 9½ yards in win vs. Denver (1/14).

### 2010 (16/16, 1/1)

- ★ Named a co-captain for the third consecutive year.
- ★ Voted to his third career Pro Bowl.
- ★ Started all 16 games and the postseason game and finished the season with 87 total tackles, the second most in his career to his 91 tackles in 2005. The 87 tackles were the third most by a Patriots player, behind Jerod Mayo (193) and Patrick Chung (89).
- ★ Named to the Associated Press All-Pro: second team.
- ★ Started at right defensive end vs. Baltimore (10/17) and made a season-high 10 tackles. Combined with Gerard Warren to stop Joe Flacco for no gain on a quarterback sneak on third-and-1 in the fourth quarter, forcing a punt on the next play and setting up Stephen Gostkowski's game-tying field goal with 1:51 remaining in regulation in a 23-20 overtime win.
- ★ Registered his first career two-sack game vs. Miami (1/2). Dropped Chad Henne for losses of 9 and 6 yards on the same possession in the third quarter.

**2009 (13/13, 1/1)**

- ★ Named defensive co-captain by his teammates.
- ★ Earned his second Pro Bowl berth after starting in 13 games and finishing with 65 total tackles, two passes defended and one forced fumble.
- ★ His 65 tackles led the Patriots defensive linemen.
- ★ Missed the final three regular-season games due to injury.
- ★ Registered his first career forced fumble at N.Y. Jets (9/20), stripping Leon Washington on a first quarter carry, allowing Leigh Bodden to recover and set up a field goal drive.
- ★ Had a team-leading 10 total tackles vs. N.Y. Jets (11/22).
- ★ Set a single-game career high in tackles with 18 in a Wild Card playoff game vs. Baltimore (1/10).

**2008 (16/16)**

- ★ Named a defensive captain by his teammates for the first time.
- ★ Started all 16 games at nose tackle and finished second on the team with 85 tackles, the third-highest single-season total of his career.
- ★ Recorded two sacks, three quarterback hits and one pass defended.
- ★ Led the team with five tackles at San Diego (10/12).
- ★ Tallied seven tackles with one quarterback hit vs. Buffalo (11/9).
- ★ Tied a then season high with eight tackles and tallied his first sack of the season vs. N.Y. Jets (11/13).
- ★ Tied for the team lead with six tackles and added his second sack in as many weeks at Miami (11/23).
- ★ Tallied seven tackles, including at Oakland (12/14) and blocked Sebastian Janikowski's extra point attempt, the first blocked PAT by a Patriot since 2002.
- ★ Tallied a season high 10 tackles in the Patriots first shutout victory since 2006 at Buffalo (12/28).

**2007 (16/16, 3/3)**

- ★ Earned his first Pro Bowl selection.
- ★ Started at nose tackle in all 16 regular-season games for the second time in his career.
- ★ Named to the Associated Press All-Pro Second Team.
- ★ Recovered a fumble by quarterback Philip Rivers on a strip-sack by Rosevelt Colvin while making five tackles vs. San Diego (9/16).
- ★ Tied for the team lead with eight tackles in a win vs. Cleveland (10/7) and registered his first sack of the season.
- ★ Tied a season high with eight tackles at Baltimore (12/3).
- ★ Picked up his second sack of the season, taking down Ben Roethlisberger for an 8-yard loss vs. Pittsburgh (12/9).
- ★ Tallied two tackles for a loss or no gain as the Patriots improved to 16-0 at the N.Y. Giants (12/29).
- ★ Made six tackles in the Patriots AFC Divisional Playoff win vs. Jacksonville (1/12).
- ★ Tied for the team lead with seven tackles in the victory vs. San Diego in the AFC Championship Game (1/20).
- ★ Made five tackles in Super Bowl XLII vs. N.Y. Giants (2/3).

**WILFORK WEARS HEART ON HIS SLEEVE AND NECK**

DT Vince Wilfork wears No. 75 over his bulky shoulder pads. Underneath hangs a gold chain locket for those who were number one in his heart: his parents. In 2002, parents David and Barbara Wilfork both passed away within five months of each other, leaving the then University of Miami star without his greatest support system.

His perseverance in the face of despair led him to the NFL, while off the field he became closer with his now strongest supporter, his wife Bianca, who helped him through his losses. While he has many accomplishments on the football field and will always cherish his National Championship and Super Bowl rings, his constant reminder lies closest to his heart, a picture of his late parents at their high school prom.

"I carry them with me wherever I go," Wilfork said of his parents' keepsake. "They're with me. The only regret that I have in life is that my parents are not with me to see where I am today. But I wouldn't be anywhere today without my wife."

**2006 (13/13, 3/3)**

- ★ Started 13 games despite missing the final three regular-season contests and finished fourth on the team with 81 tackles.
- ★ Registered seven tackles, a sack and a quarterback hit vs. N.Y. Jets (9/17).
- ★ Finished tied for second on the team with 10 tackles vs. Denver (9/24).
- ★ Notched six tackles, a fumble recovery and a pass defended at Buffalo (10/22).
- ★ Registered three tackles, a fumble recovery and a quarterback hit in a Wild Card game vs. N.Y. Jets (1/7).
- ★ Scooped up a Chad Pennington lateral that was batted down by Rosevelt Colvin and rumbled 31 yards to the Jets 15-yard line in the third quarter.
- ★ Tied for second on the team with seven tackles in the AFC Championship at Indianapolis (1/21).

**2005 (16/16, 2/2)**

- ★ Started all 16 games and both playoff contests.
- ★ Led all Patriots defensive linemen and ranked second on the team with a career-high 91 tackles.
- ★ In the playoffs, ranked fifth on the team with 13 tackles and a ½ sack.
- ★ Notched a then career-high 12 tackles against Buffalo (10/30).
- ★ Was part of a defensive front that allowed an average of just 31.3 rushing yards per game in the month of December.
- ★ Finished with seven tackles, including a ½ at Carolina (9/18).
- ★ Notched eight tackles and a ½ sack in the Divisional Playoff at Denver (1/14).

**2004 (16/6, 3/1)**

- ★ Played in all 16 games as a rookie with six starts at nose tackle and played in each of the Patriots three post-season games, including a start in Super Bowl XXXIX.

- ★ Led all Patriots rookies with 57 tackles including two sacks.
- ★ Helped the Patriots defense rank sixth in the NFL against the run.
- ★ Started at nose tackle and recorded seven tackles in his NFL debut against Indianapolis (9/9) and preserved the Patriots lead by recovering a fumble caused by Eugene Wilson in the fourth quarter.
- ★ Started at nose tackle and registered five tackles and collected his first career sack on Drew Bledsoe vs. Buffalo (10/3).
- ★ Finished second on the team with a season-high 10 tackles, including a sack and a pass defended vs. Miami (10/10).
- ★ Collected three tackles and a fumble recovery at Miami (12/20).
- ★ Started at nose tackle in the Patriots victory over the Eagles in Super Bowl XXXIX.

## COLLEGE

- ★ Recorded 148 tackles (73 solos) with 14 sacks for losses of 60 yards and 37½ stops for losses of 110 yards during his career from 2001-03.
- ★ Also credited with 42 quarterback pressures, five forced fumbles and three fumble recoveries in 36 games at Miami.
- ★ As a junior in 2003, was an All-American Dream Team selection and rated the best defensive tackle in the country by *The NFL Draft Report* and was a unanimous All-Big East Conference first-team choice.
- ★ Finished fourth on the team with 64 tackles and tied for the squad lead with six sacks for losses of 29 yards.
- ★ Played in 11 games as a sophomore in 2002 and finished with 43 tackles, ranked second on the team with seven sacks and placed fourth with 15 stops for loss.
- ★ Played in every game as a reserve defensive tackle as a freshman and recorded 41 tackles, including one sack while ranking third on the team with 11 stops for loss.

- ★ Also excelled on the Hurricanes track and field team, performing in the shot put.

## PERSONAL

- ★ Vincent Lamar Wilfork was born the son of the late Barbara and David Wilfork on Nov. 4, 1981.
- ★ Attended Santaluces (Lantana, Fla.) High, where his football jersey number is retired.
- ★ Regarded as one of Florida's top three defensive linemen after the 1999 season and was a *USA Today* second-team All-American, adding *Super Prep* first-team All-American honors, as he was rated the No. 10 defensive lineman nationally by that publication.
- ★ Also lettered in track, finishing second in the state in the Class 6A shot put and discus and holds the Florida state high school record in the shot put with a 68-foot throw.
- ★ Served as the honorary ringmaster for the Big Apple Circus in 2007 in a fundraising performance to benefit the Hole in the Wall Gang Camp.
- ★ Served as an honorary coach in the 2007 BELL Bowl, a fundraiser at Gillette Stadium to benefit the BELL Foundation.
- ★ In 2007, Vince was named one of the 100 greatest players in the history of Florida high school football by the Florida High School Athletic Association.
- ★ Participated in the 2008 Salvation Army Holiday Party at Gillette Stadium with nearly 250 children from the Boston and Providence Salvation Army centers.
- ★ Was honored by Children's Hospital Boston with their Champion Award in December 2008, in recognition of his efforts on behalf of the hospital's patients and their families.
- ★ Majored in liberal arts at Miami.
- ★ Vince and his wife, Bianca, have three children.



# VINCE WILFORK

Pos: DL Ht: 6-2 Wt: 325 Year: 11th Acq: D1a-04 (21st) College: Miami (Fla.) Born: 11/4/81

REGULAR SEASON		TACKLES						INTERCEPTIONS						MISCELLANEOUS				
Year	Team	G/S	TT	UT	A	S	Yds	No	Yds	Avg	Lg	TD	PD	FF	FR	Yds	TD	SpT
2004	Patriots	16/6	57	35	22	2.0	11.0	0	0	0.0	0	0	3	0	2	0	0	0
2005	Patriots	16/16	91	42	49	0.5	4.0	0	0	0.0	0	0	1	0	1	0	0	0
2006	Patriots	13/13	81	46	35	1.0	3.0	0	0	0.0	0	0	1	0	1	0	0	0
2007	Patriots	16/16	70	42	28	2.0	18.0	0	0	0.0	0	0	2	0	1	0	0	0
2008	Patriots	16/16	85	53	32	2.0	13.0	0	0	0.0	0	0	1	0	0	0	0	0
2009	Patriots	13/13	65	39	26	0.0	0.0	0	0	0.0	0	0	3	1	0	0	0	0
2010	Patriots	16/16	87	50	37	2.0	16.0	0	0	0.0	0	0	2	0	1	0	0	0
2011	Patriots	16/16	74	45	29	3.5	17.5	2	47	23.5	28	0	5	1	2	0	1	0
2012	Patriots	16/16	59	41	18	3.0	32.0	0	0	0.0	0	0	6	2	4	2	0	0
2013	Patriots	4/4	10	6	4	0.0	0.0	0	0	0.0	0	0	0	0	0	0	0	0
2014	Patriots	16/16	47	27	20	0.0	0.0	1	1	1.0	0	0	2	0	0	0	0	0
<b>Totals - 11 Years</b>		<b>158/148</b>	<b>726</b>	<b>426</b>	<b>300</b>	<b>16.0</b>	<b>114.5</b>	<b>3</b>	<b>48</b>	<b>16.0</b>	<b>28</b>	<b>0</b>	<b>26</b>	<b>4</b>	<b>12</b>	<b>2</b>	<b>1</b>	<b>0</b>

**Additional Statistics** - Career Blocked Extra Points: Total (1): at Oakland 12/14/08

POSTSEASON		TACKLES						INTERCEPTIONS						MISCELLANEOUS					
Year	Team	G/S	TT	UT	A	S	Yds	No	Yds	Avg	Lg	TD	PD	FF	FR	Yds	TD	SpT	
2004	Patriots	3/1	3	2	1	0.0	0.0	0	0	0.0	0	0	0	0	0	0	0	0	
2005	Patriots	2/2	13	6	7	0.5	0.0	0	0	0.0	0	0	0	0	0	0	0	0	
2006	Patriots	3/3	13	11	2	0.0	0.0	0	0	0.0	0	0	0	0	1	31	0	0	
2007	Patriots	3/3	18	10	8	0.0	0.0	0	0	0.0	0	0	1	0	0	0	0	0	
2009	Patriots	1/1	18	9	9	0.0	0.0	0	0	0.0	0	0	0	0	0	0	0	0	
2010	Patriots	1/1	5	5	0	0.0	0.0	0	0	0.0	0	0	0	0	0	0	0	0	
2011	Patriots	3/3	12	8	4	2.5	14.5	0	0	0.0	0	0	0	0	0	0	0	0	
2012	Patriots	2/2	6	2	4	0.0	0.0	0	0	0.0	0	0	0	0	0	0	0	0	
2013	Patriots		Injured Reserve																
2014	Patriots	3/3	6	4	2	0.0	0.0	0	0	0.0	0	0	0	0	0	0	0	0	
<b>Totals - 10 Years</b>		<b>21/19</b>	<b>94</b>	<b>57</b>	<b>37</b>	<b>3.0</b>	<b>14.5</b>	<b>0</b>	<b>0</b>	<b>0.0</b>	<b>0</b>	<b>0</b>	<b>1</b>	<b>0</b>	<b>1</b>	<b>31</b>	<b>0</b>	<b>0</b>	

PLAYERS

## WILFORK'S CAREER GAME-BY-GAME

2004	Opponent	P/S	TT	UT	A	S	Yds	Int	Yds	PD	FF	FR	SpT	
09/09	Indianapolis	S	0	0	0	-	-	-	-	-	-	1	0	
09/19	at Arizona	p	2	2	0	-	-	-	-	-	-	-	-	
10/03	at Buffalo	S	5	2	3	1.0	1.0	-	-	-	-	-	-	
10/10	Miami	S	10	7	3	1.0	10.0	-	-	1	-	-	-	
10/17	Seattle	S	0	0	0	-	-	-	-	-	-	-	-	
10/24	N.Y. Jets	S	2	2	0	-	-	-	-	-	-	-	-	
10/31	at Pittsburgh	S	2	1	1	-	-	-	-	-	-	-	-	
11/07	at St. Louis	p	2	0	2	-	-	-	-	-	-	-	-	
11/14	Buffalo	p	1	1	0	-	-	-	-	-	-	-	-	
11/22	at Kansas City	p	6	3	3	-	-	-	-	-	-	-	-	
11/28	Baltimore	p	5	4	1	-	-	-	2	-	-	-	-	
12/05	at Cleveland	p	1	1	0	-	-	-	-	-	-	-	-	
12/12	Cincinnati	p	2	1	1	-	-	-	-	-	-	-	-	
12/20	at Miami	p	3	1	2	-	-	-	-	1	-	-	-	
12/26	at N.Y. Jets	p	3	3	0	-	-	-	-	-	-	-	-	
1/02	San Francisco	p	6	3	3	-	-	-	-	-	-	-	-	
<b>2004 Totals</b>			<b>16/6</b>	<b>57</b>	<b>35</b>	<b>22</b>	<b>2.0</b>	<b>11.0</b>	<b>0</b>	<b>0</b>	<b>3</b>	<b>0</b>	<b>2</b>	<b>0</b>
01/16	Indianapolis	p	2	2	0	-	-	-	-	-	-	-	-	-
01/23	at Pittsburgh	p	1	0	1	-	-	-	-	-	-	-	-	-
02/06	Philadelphia	S	0	0	0	-	-	-	-	-	-	-	-	-
<b>2004 Postseason</b>			<b>3/1</b>	<b>3</b>	<b>2</b>	<b>1</b>	<b>0</b>	<b>0</b>	<b>0</b>	<b>0</b>	<b>0</b>	<b>0</b>	<b>0</b>	<b>0</b>
<b>2005</b>	<b>Opponent</b>	<b>P/S</b>	<b>TT</b>	<b>UT</b>	<b>A</b>	<b>S</b>	<b>Yds</b>	<b>Int</b>	<b>Yds</b>	<b>PD</b>	<b>FF</b>	<b>FR</b>	<b>SpT</b>	
09/08	Oakland	S	2	1	1	-	-	-	-	-	-	-	1	-
09/18	at Carolina	S	7	4	3	0.5	4.0	-	-	-	-	-	-	-
09/25	at Pittsburgh	S	3	0	3	-	-	-	-	-	-	-	-	-
10/2	San Diego	S	7	5	2	-	-	-	-	-	-	-	-	-
10/09	at Atlanta	S	6	0	6	-	-	-	-	-	-	-	-	-
10/16	at Denver	S	5	3	2	-	-	-	-	-	-	-	-	-
10/30	Buffalo	S	12	8	4	-	-	-	-	-	-	-	-	-
11/07	Indianapolis	S	8	3	5	-	-	-	-	-	-	-	-	-
11/13	at Miami	S	9	5	4	-	-	-	-	-	-	-	-	-
11/20	New Orleans	S	3	0	3	-	-	-	1	-	-	-	-	-
11/27	at Kansas City	S	8	2	6	-	-	-	-	-	-	-	-	-
12/04	N.Y. Jets	S	6	4	2	-	-	-	-	-	-	-	-	-
12/11	at Buffalo	S	3	2	1	-	-	-	-	-	-	-	-	-
12/17	Tampa Bay	S	8	3	5	-	-	-	-	-	-	-	-	-
12/26	at N.Y. Jets	S	1	0	1	-	-	-	-	-	-	-	-	-
01/01	Miami	S	3	2	1	-	-	-	-	-	-	-	-	-
<b>2005 Totals</b>			<b>16/16</b>	<b>91</b>	<b>42</b>	<b>49</b>	<b>0.5</b>	<b>4.0</b>	<b>0</b>	<b>0</b>	<b>1</b>	<b>0</b>	<b>1</b>	<b>0</b>
01/07	Jacksonville	S	5	3	2	-	-	-	-	-	-	-	-	-
01/14	at Denver	S	8	3	5	0.5	0.0	-	-	-	-	-	-	-
<b>2005 Postseason</b>			<b>2/2</b>	<b>13</b>	<b>6</b>	<b>7</b>	<b>0.5</b>	<b>0.0</b>	<b>0</b>	<b>0</b>	<b>0</b>	<b>0</b>	<b>0</b>	<b>0</b>
<b>2006</b>	<b>Opponent</b>	<b>P/S</b>	<b>TT</b>	<b>UT</b>	<b>A</b>	<b>S</b>	<b>Yds</b>	<b>Int</b>	<b>Yds</b>	<b>PD</b>	<b>FF</b>	<b>FR</b>	<b>SpT</b>	
09/10	Buffalo	S	5	3	2	-	-	-	-	-	-	-	-	-
09/17	at N.Y. Jets	S	7	5	2	1.0	3.0	-	-	-	-	-	-	-
09/24	Denver	S	10	7	3	-	-	-	-	-	-	-	-	-
10/01	at Cincinnati	S	3	0	3	-	-	-	-	-	-	-	-	-
10/08	Miami	S	7	4	3	-	-	-	-	-	-	-	-	-
10/22	at Buffalo	S	6	5	1	-	-	-	1	-	1	-	-	-
10/30	at Minnesota	S	5	2	3	-	-	-	-	-	-	-	-	-
11/05	Indianapolis	S	7	3	4	-	-	-	-	-	-	-	-	-
11/12	N.Y. Jets	S	5	3	2	-	-	-	-	-	-	-	-	-
11/19	at Green Bay	S	5	1	4	-	-	-	-	-	-	-	-	-
11/26	Chicago	S	8	4	4	-	-	-	-	-	-	-	-	-
12/03	Detroit	S	7	5	2	-	-	-	-	-	-	-	-	-
12/10	at Miami	S	6	4	2	-	-	-	-	-	-	-	-	-
12/17	Houston								Inactive					
12/24	at Jacksonville								Inactive					
12/31	at Tennessee								Inactive					
<b>2006 Totals</b>			<b>13/13</b>	<b>81</b>	<b>46</b>	<b>35</b>	<b>1.0</b>	<b>3.0</b>	<b>0</b>	<b>0</b>	<b>1</b>	<b>0</b>	<b>1</b>	<b>0</b>
01/07	N.Y. Jets	S	3	2	1	-	-	-	-	-	-	-	1	-
01/14	at San Diego	S	3	3	0	-	-	-	-	-	-	-	-	-
01/21	at Indianapolis	S	7	6	1	-	-	-	-	-	-	-	-	-
<b>2006 Postseason</b>			<b>3/3</b>	<b>13</b>	<b>11</b>	<b>2</b>	<b>0.0</b>	<b>0.0</b>	<b>0</b>	<b>0</b>	<b>0</b>	<b>0</b>	<b>1</b>	<b>0</b>
<b>2007</b>	<b>Opponent</b>	<b>P/S</b>	<b>TT</b>	<b>UT</b>	<b>A</b>	<b>S</b>	<b>Yds</b>	<b>Int</b>	<b>Yds</b>	<b>PD</b>	<b>FF</b>	<b>FR</b>	<b>SpT</b>	
09/09	at N.Y. Jets	S	3	1	2	-	-	-	-	-	-	-	-	-
09/16	San Diego	S	5	4	1	-	-	-	-	-	-	1	-	-
09/23	Buffalo	S	3	2	1	-	-	-	-	-	-	-	-	-
10/01	at Cincinnati	S	3	1	2	-	-	-	-	-	-	-	-	-
10/07	Cleveland	S	8	5	3	1.0	10.0	-	-	-	-	-	-	-
10/14	at Dallas	S	5	2	3	-	-	-	-	-	-	-	-	-
10/21	at Miami	S	5	4	1	-	-	-	-	-	-	-	-	-

10/28	Washington	S	6	3	3	-	-	-	-	-	-	-	-	-
11/04	at Indianapolis	S	4	2	2	-	-	-	-	-	-	-	-	-
11/18	at Buffalo	S	1	1	0	-	-	-	-	-	-	-	-	-
11/25	Philadelphia	S	3	2	1	-	-	-	1	-	-	-	-	-
12/03	at Baltimore	S	8	6	2	-	-	-	-	-	-	-	-	-
12/09	Pittsburgh	S	7	5	2	1.0	8.0	-	-	-	-	-	-	-
12/16	N.Y. Jets	S	3	2	1	-	-	-	-	-	-	-	-	-
12/23	Miami	S	2	0	2	-	-	-	1	-	-	-	-	-
12/29	at N.Y. Giants	S	4	2	2	-	-	-	-	-	-	-	-	-
<b>2007 Totals</b>			<b>16/16</b>	<b>70</b>	<b>42</b>	<b>28</b>	<b>2.0</b>	<b>18.0</b>	<b>0</b>	<b>0</b>	<b>2</b>	<b>0</b>	<b>1</b>	<b>0</b>
01/12	Jacksonville	S	6	4	2	-	-	-	-	-	-	-	-	-
01/20	San Diego	S	7	2	5	-	-	-	1	-	-	-	-	-
02/03	N.Y. Giants	S	5	4	1	-	-	-	-	-	-	-	-	-
<b>2007 Postseason</b>			<b>3/3</b>	<b>18</b>	<b>10</b>	<b>8</b>	<b>0.0</b>	<b>0.0</b>	<b>0</b>	<b>0</b>	<b>1</b>	<b>0</b>	<b>0</b>	<b>0</b>
<b>2008</b>	<b>Opponent</b>	<b>P/S</b>	<b>TT</b>	<b>UT</b>	<b>A</b>	<b>S</b>	<b>Yds</b>	<b>Int</b>	<b>Yds</b>	<b>PD</b>	<b>FF</b>	<b>FR</b>	<b>SpT</b>	
09/07	Kansas City	S	8	6	2	-	-	-	-	-	-	-	-	-
09/14	at N.Y. Jets	S	2	0	2	-	-	-	-	-	-	-	-	-
09/21	Miami	S	5	2	3	-	-	-	-	-	-	-	-	-
10/05	at San Fran	S	4	2	2	-	-	-	-	-	-	-	-	-
10/12	at San Diego	S	5	5	0	-	-	-	-	-	-	-	-	-
10/20	Denver	S	3	2	1	-	-	-	-	-	-	-	-	-
10/26	St. Louis	S	3	1	2	-	-	-	1	-	-	-	-	-
11/02	Indianapolis	S	5	4	1	-	-	-	-	-	-	-	-	-
11/09	Buffalo	S	7	5	2	-	-	-	-	-	-	-	-	-
11/13	N.Y. Jets	S	8	5	3	1.0	9.0	-	-	-	-	-	-	-
11/23	at Miami	S	6	5	1	1.0	4.0	-	-	-	-	-	-	-
11/30	Pittsburgh	S	6	2	4	-	-	-	-	-	-	-	-	-
12/07	at Seattle	S	1	1	0	-	-	-	-	-	-	-	-	-
12/14	at Oakland	S	7	5	2	-	-	-	-	-	-	-	-	-
12/21	Arizona	S	5	3	2	-	-	-	-	-	-	-	-	-
12/28	at Buffalo	S	10	5	5	-	-	-	-	-	-	-	-	-
<b>2008 Totals</b>			<b>16/16</b>	<b>85</b>	<b>53</b>	<b>32</b>	<b>2.0</b>	<b>13.0</b>	<b>0</b>	<b>0</b>	<b>1</b>	<b>0</b>	<b>0</b>	<b>0</b>
<b>2009</b>	<b>Opponent</b>	<b>P/S</b>	<b>TT</b>	<b>UT</b>	<b>A</b>	<b>S</b>	<b>Yds</b>	<b>Int</b>	<b>Yds</b>	<b>PD</b>	<b>FF</b>	<b>FR</b>	<b>SpT</b>	
09/14	Buffalo	S	1	1	0	-	-	-	-	-	-	-	-	-
09/20	at N.Y. Jets	S	6	6	0	-	-	-	1	-	-	-	-	-
09/27	Atlanta	S	2	1	1	-	-	-	1	-	-	-	-	-
10/04	Baltimore	S	3	1	2	-	-	-	-	-	-	-	-	-
10/11	at Denver	S	8	4	4	-	-	-	-	-	-	-	-	-
10/18	Tennessee	S	3	2	1	-	-	-	-	-	-	-	-	-
10/25	at Tampa Bay	S	4	2	2	-	-	-	1	-	-	-	-	-
11/08	Miami	S	6	2	4	-	-	-	-	-	-	-	-	-
11/15	at Indianapolis	S	5	5	0	-	-	-	-	-	-	-	-	-
11/22	N.Y. Jets	S	10	7	3	-	-	-	-	-	-	-	-	-
11/30	at New Orleans	S	9	3	6	-	-	-	-	-	-	-	-	-
12/06	at Miami	S	2	1	1	-	-	-	-	-	-	-	-	-
12/13	Carolina	S	6	4	2	-	-	-	-	-	-	-	-	-
12/20	Buffalo								Inactive					
12/27	Jacksonville								Inactive					
01/03	at Houston								Inactive					
<b>2009 Totals</b>			<b>13/13</b>	<b>65</b>	<b>39</b>	<b>26</b>	<b>0.0</b>	<b>0.0</b>	<b>0</b>	<b>0</b>	<b>3</b>	<b>1</b>	<b>0</b>	<b>0</b>
01/10	Baltimore	S	18	9	9	-	-	-	-	-	-	-	-	-
<b>2009 Postseason</b>			<b>1/1</b>	<b>18</b>	<b>9</b>	<b>9</b>	<b>0.0</b>	<b>0.0</b>	<b>0</b>	<b>0</b>	<b>0</b>	<b>0</b>	<b>0</b>	<b>0</b>

## WILFORK'S CAREER GAME-BY-GAME (CONT.)

Year	Opponent	P/S	TT	UT	A	S	Yds	Int	Yds	PD	FF	FR	SpT
2011	09/12 at Miami	S	1	0	1	0.5	4.5	-	-	-	-	-	-
	09/18 San Diego	S	5	3	2	-	-	1	28	1	-	-	-
	09/25 at Buffalo	S	4	2	2	-	-	-	-	-	-	-	-
	10/02 at Oakland	S	5	2	3	-	-	1	19	1	-	-	-
	10/09 N.Y. Jets	S	3	3	2	-	-	-	-	-	-	-	-
	10/16 Dallas	S	7	3	4	-	-	-	1	1	-	-	-
	10/30 at Pittsburgh	S	9	6	3	1.0	6.0	-	-	-	-	-	-
	11/06 N.Y. Giants	S	5	2	3	-	-	-	-	-	-	-	-
	11/13 at N.Y. Jets	S	3	2	1	-	-	-	-	-	-	-	-
	11/21 Kansas City	S	4	3	1	-	-	-	-	-	-	-	-
	11/27 at Philadelphia	S	2	0	2	-	-	-	1	-	-	-	-
	12/04 Indianapolis	S	11	9	2	1.0	7.0	-	-	-	-	-	-
	12/11 at Washington	S	6	4	2	-	-	-	1	-	1	-	-
	12/18 at Denver	S	3	3	0	-	-	-	-	-	-	-	-
	12/24 Miami	S	4	4	0	1.0	0.0	-	-	-	1	-	-
	01/01 Buffalo	S	2	1	0	-	-	-	-	-	-	-	-
<b>2011 Totals</b>			<b>16/16</b>	<b>74</b>	<b>45</b>	<b>29</b>	<b>3.5</b>	<b>17.5</b>	<b>2</b>	<b>47</b>	<b>5</b>	<b>1</b>	<b>2</b>
<b>2011 Postseason</b>	<b>3/3</b>		<b>12</b>	<b>8</b>	<b>4</b>	<b>2.5</b>	<b>14.5</b>	<b>0</b>	<b>0</b>	<b>0</b>	<b>0</b>	<b>0</b>	<b>0</b>
2012	09/09 at Tennessee	S	1	1	0	-	-	-	-	-	-	-	-
	09/16 Arizona	S	3	0	3	-	-	-	-	-	1	-	-
2013	09/23 at Baltimore	S	4	3	1	-	-	-	-	-	-	-	-
	09/30 at Buffalo	S	4	3	1	-	-	-	-	-	2	-	1
	10/07 Denver	S	3	2	1	-	-	-	-	-	-	-	1
	10/14 at Seattle	S	1	1	0	-	-	-	-	-	1	-	-
	10/21 N.Y. Jets	S	5	3	2	-	-	-	-	-	-	-	-
	10/28 at St. Louis	S	5	3	2	-	-	-	-	-	-	-	-
	11/11 Buffalo	S	5	4	1	1.0	10.0	-	-	-	-	1	-
	11/18 Indianapolis	S	2	2	0	-	-	-	-	-	2	-	-
	11/22 at N.Y. Jets	S	6	4	2	-	-	-	-	-	-	-	-
	12/02 at Miami	S	3	3	0	-	-	-	-	-	-	-	1
	12/10 Houston	S	6	5	1	1.0	20.0	-	-	-	1	1	-
	12/16 San Francisco	S	4	2	2	-	-	-	-	-	-	-	-
	12/23 at Jacksonville	S	1	1	0	-	-	-	-	-	-	-	-
	12/30 Miami	S	6	4	2	1.0	2.0	-	-	-	-	-	-
<b>2012 Totals</b>	<b>16/16</b>		<b>59</b>	<b>41</b>	<b>18</b>	<b>3.0</b>	<b>32.0</b>	<b>0</b>	<b>0</b>	<b>0</b>	<b>6</b>	<b>2</b>	<b>4</b>
	01/13 Houston	S	5	2	3	-	-	-	-	-	-	-	-
	01/20 Baltimore	S	1	0	1	-	-	-	-	-	-	-	-
<b>2012 Postseason</b>	<b>2/2</b>		<b>6</b>	<b>2</b>	<b>4</b>	<b>0.0</b>	<b>0.0</b>	<b>0</b>	<b>0</b>	<b>0</b>	<b>0</b>	<b>0</b>	<b>0</b>
2013	09/08 at Buffalo	S	4	2	2	-	-	-	-	-	-	-	-
	09/12 N.Y. Jets	S	3	2	1	-	-	-	-	-	-	-	-
	09/22 Tampa Bay	S	3	2	1	-	-	-	-	-	-	-	-
	09/29 at Atlanta	S	0	0	0	-	-	-	-	-	-	-	-
	10/06 at Cincinnati	Placed on injured reserve (10/3/13)											
<b>2013 Totals</b>	<b>4/4</b>		<b>10</b>	<b>6</b>	<b>4</b>	<b>0.0</b>	<b>0.0</b>	<b>0</b>	<b>0</b>	<b>0</b>	<b>0</b>	<b>0</b>	<b>0</b>

PLAYERS



TAVON  
WILSON



27

HT: 6-0 WT: 215  
Born: 3/19/1990 Exp. (NFL/Patriots): 3/3  
GP/GS (Playoffs): 45/4 (7/0) Acq: D2-12 (48th)  
College: Illinois Hometown: Washington, D.C.

SUPER BOWLS:

DEFENSIVE BACK



## PRONOUNCED TAY-von

### CAREER TRANSACTIONS

Tavon Wilson was drafted by the New England Patriots in the second round (48th overall) of the 2012 NFL Draft.

### SEASONAL REVIEWS

#### 2014 (16/0, 3/0)

- ★ Contributed on special teams in the Super Bowl XLIX win vs. Seattle (2/1/15).
- ★ Posted one tackle in the AFC Championship win vs. Indianapolis (1/18/15).
- ★ Posted one tackle in the AFC Divisional win vs. Baltimore (1/10/15).
- ★ Posted five tackles vs. Buffalo (12/28).
- ★ Tallied two tackles in the win at N.Y. Jets (12/21).
- ★ Saw playing time as part of the dime package and on special teams in the win vs. Miami (12/14).
- ★ Posted two defensive tackles and one special teams stop in the win at San Diego (12/7). His tackle of Antonio Gates on a fourth down play in the fourth quarter prevented a first down and sealed the win for the Patriots.
- ★ Played limited snaps on defense and contributed on special teams in the win vs. Chicago (10/26), finishing with three defensive tackles and one pass defended.
- ★ Made one tackle in the win at Buffalo (10/12).
- ★ Posted one special teams stop in the win vs. Cincinnati (10/5).
- ★ Played on special teams and at safety at Kansas City (9/29), posting one tackle and one pass defended, breaking up a third-quarter Alex Smith pass intended for Anthony Fasano.
- ★ Played on special teams and saw limited snaps at safety in the wins at Minnesota (9/14) and vs. Oakland (9/21), posting one defensive tackle.
- ★ Rotated in the defensive backfield and on special teams and recorded three tackles in the season opener at Miami (9/7).

#### 2013 (13/0, 2/0)

- ★ Played in 13 regular-season games as a reserve and totaled two tackles, one interception that he returned for 74 yards and his first career touchdown, one pass defended and three special teams tackles.
- ★ Appeared in both playoff contests.
- ★ Was inactive due to injury at Cincinnati (10/6), vs. New Orleans (10/13) and at N.Y. Jets (10/20).

### EXTRA POINTS

Wilson's four interceptions in 2012 were one more than the total he had during his college career at Illinois.

- ★ Appeared as a reserve on defense at Baltimore (12/22) and intercepted a fourth-quarter pass and returned it 74 yards for his first career touchdown.

#### 2012 (16/4, 2/0)

- ★ Played in all 16 regular-season games and made four starts, compiling 48 tackles, four interceptions, two fumble recoveries, six passes defended and seven special teams tackles.
- ★ Appeared as a reserve in both postseason contests and tallied three tackles.
- ★ Appeared in his first NFL game made his first interception as a pro on a tipped pass in the end zone in the season-opening win at Tennessee (9/9). Also made five tackles in a reserve role.
- ★ Played on defense as a reserve and recorded a takeaway in his second straight game when he recovered a fumble vs. Arizona (9/16).
- ★ Appeared as a reserve on defense and made three tackles in the win at Buffalo (9/30). Also intercepted his second pass of the season and recovered his second fumble of the year.
- ★ Made his first career start at safety in place of an injured Steve Gregory and registered a career-high 10 tackles vs. Denver (10/7).
- ★ Started four consecutive games at safety in place of an injured Steve Gregory (10/7-10/28).
- ★ Intercepted his fourth pass of the season vs. Indianapolis (11/18). Also made one tackle.

### COLLEGE

- ★ Honorable Mention All-Big Ten in 2010 and 2011.
- ★ Big Ten Sportsmanship Honoree in 2010.

### PERSONAL

- ★ Son of Darlene Williams.
- ★ Born on March 19, 1990.
- ★ Majored in communications at Illinois.

# TAVON WILSON

Pos: DB Ht: 6-0 Wt: 215 Year: 3rd Acq: D2-12 (48th) College: Illinois Born: 3/19/90


REGULAR SEASON			TACKLES					INTERCEPTIONS					MISCELLANEOUS					
Year	Team	G/S	TT	UT	A	S	Yds	No	Yds	Avg	Lg	TD	PD	FF	FR	Yds	TD	SpT
2012	Patriots	16/4	48	32	16	0.0	0.0	4	87	21.8	45	0	6	0	2	0	0	7
2013	Patriots	13/0	2	1	1	0.0	0.0	1	74	74.0	74t	1	1	0	0	0	0	3
2014	Patriots	16/0	20	17	3	0.0	0.0	0	0	0.0	0	0	2	0	0	0	0	6
<b>Totals - 3 Years</b>		<b>45/4</b>	<b>70</b>	<b>50</b>	<b>20</b>	<b>0.0</b>	<b>0.0</b>	<b>5</b>	<b>161</b>	<b>32.2</b>	<b>74t</b>	<b>1</b>	<b>9</b>	<b>0</b>	<b>2</b>	<b>0</b>	<b>0</b>	<b>16</b>

POSTSEASON			TACKLES					INTERCEPTIONS					MISCELLANEOUS					
Year	Team	G/S	TT	UT	A	S	Yds	No	Yds	Avg	Lg	TD	PD	FF	FR	Yds	TD	SpT
2012	Patriots	2/0	3	2	1	0.0	0.0	0	0	0.0	0	0	0	0	0	0	0	0
2013	Patriots	2/0	0	0	0	0.0	0.0	0	0	0.0	0	0	0	0	0	0	0	0
2014	Patriots	3/0	2	1	1	0.0	0.0	0	0	0.0	0	0	0	0	0	0	0	0
<b>Totals - 2 Years</b>		<b>7/0</b>	<b>5</b>	<b>3</b>	<b>2</b>	<b>0.0</b>	<b>0.0</b>	<b>0</b>	<b>0</b>	<b>0.0</b>	<b>0</b>	<b>0</b>	<b>0</b>	<b>0</b>	<b>0</b>	<b>0</b>	<b>0</b>	<b>0</b>

## WILSON'S CAREER GAME-BY-GAME

2012	Opponent	P/S	TT	UT	A	S	Yds	Int	Yds	PD	FF	FR	SpT	2013	Opponent	P/S	TT	UT	A	S	Yds	Int	Yds	PD	FF	FR	SpT	
09/09	at Tennessee	p	5	4	1	-	-	1	0	2	-	-	-	09/08	at Buffalo	p	0	0	0	-	-	-	-	-	-	-	-	-
09/16	Arizona	p	0	0	0	-	-	-	-	-	-	1	-	09/12	N.Y.Jets	p	0	0	0	-	-	-	-	-	-	-	-	-
09/23	at Baltimore	p	3	3	0	-	-	-	-	-	-	2	-	09/22	Tampa Bay	p	0	0	0	-	-	-	-	-	-	-	-	-
09/30	at Buffalo	p	3	3	0	-	1	22	1	-	1	-	-	09/29	at Atlanta	p	0	0	0	-	-	-	-	-	-	-	-	-
10/07	Denver	S	10	5	5	-	-	-	-	-	-	-	-	10/06	at Cincinnati	Inactive												
10/14	at Seattle	S	1	1	0	-	-	-	-	1	-	-	-	10/13	New Orleans	Inactive												
10/21	N.Y.Jets	S	7	5	2	-	-	-	-	-	-	1	-	10/20	at N.Y.Jets	Inactive												
10/28	at St. Louis	S	7	3	4	-	1	45	1	-	1	-	-	10/27	Miami	p	0	0	0	-	-	-	-	-	-	-	-	-
11/11	Buffalo	p	1	1	0	-	-	-	-	-	-	-	-	11/03	Pittsburgh	p	0	0	0	-	-	-	-	-	-	-	-	-
11/18	Indianapolis	p	1	1	0	-	1	20	1	-	-	-	-	11/18	at Carolina	p	0	0	0	-	-	-	-	-	-	-	2	-
11/22	at N.Y.Jets	p	0	0	0	-	-	-	-	-	-	1	-	11/24	Denver	p	0	0	0	-	-	-	-	-	-	-	-	-
12/02	at Miami	p	1	1	0	-	-	-	-	-	-	1	-	12/01	at Houston	p	0	0	0	-	-	-	-	-	-	-	-	-
12/10	Houston	p	1	0	1	-	-	-	-	-	-	-	-	12/08	Cleveland	p	0	0	0	-	-	-	-	-	-	-	-	-
12/16	San Francisco	p	1	0	1	-	-	-	-	-	-	-	-	12/15	at Miami	p	0	0	0	-	-	-	-	-	-	-	1	-
12/23	at Jacksonville	p	5	4	1	-	-	-	-	-	-	-	-	12/22	at Baltimore	p	2	1	1	-	-	1	74	1	-	-	-	-
12/30	Miami	p	2	1	1	-	-	-	-	-	-	1	-	12/29	Buffalo	p	0	0	0	-	-	-	-	-	-	-	-	-
<b>2012 Totals</b>		<b>16/4</b>	<b>48</b>	<b>32</b>	<b>16</b>	<b>0.0</b>	<b>0.0</b>	<b>4</b>	<b>87</b>	<b>6</b>	<b>0</b>	<b>2</b>	<b>7</b>	<b>2013 Totals</b>		<b>13/0</b>	<b>2</b>	<b>1</b>	<b>1</b>	<b>0.0</b>	<b>0.0</b>	<b>1</b>	<b>74</b>	<b>1</b>	<b>0</b>	<b>0</b>	<b>3</b>	
01/13	Houston	p	3	2	1	-	-	-	-	-	-	-	-	01/11	Indianapolis	p	0	0	0	-	-	-	-	-	-	-	-	-
01/20	Baltimore	p	0	0	0	-	-	-	-	-	-	-	-	01/19	at Denver	p	0	0	0	-	-	-	-	-	-	-	-	-
<b>Postseason Totals</b>		<b>2/0</b>	<b>3</b>	<b>2</b>	<b>1</b>	<b>0.0</b>	<b>0.0</b>	<b>0</b>	<b>0</b>	<b>0</b>	<b>0</b>	<b>0</b>	<b>0</b>	<b>2013 Postseason</b>		<b>2/0</b>	<b>0</b>	<b>0</b>	<b>0</b>	<b>0.0</b>	<b>0.0</b>	<b>0</b>	<b>0</b>	<b>0</b>	<b>0</b>	<b>0</b>		





# TIM WRIGHT



# 81

HT: 6-4 WT: 235  
Born: 4/7/1990 Exp. (NFL/Patriots): 2/1  
GP/GS: 32/9 (3/0) Acq: TR (TB)-14

College: Rutgers Hometown: Wall Township, N.J.  
SUPER BOWLS:

## TIGHT END

14

### CAREER TRANSACTIONS

Tim Wright was acquired by the New England Patriots along with a 2015 fourth-round draft pick from Tampa Bay in a trade on Aug. 26, 2014 in exchange for G Logan Mankins ... Originally signed by Tampa Bay as a rookie free agent (4/29/13).

### SEASONAL REVIEWS

#### 2014 (16/1, 3/0)

- ★ Played two offensive snaps and contributed on special teams in the Super Bowl XLIX win vs. Seattle (2/1/15).
- ★ Contributed on special teams and as a reserve tight end in the AFC Championship win vs. Indianapolis (1/18/15).
- ★ Made his postseason debut in the AFC Divisional win vs. Baltimore (1/10/15).
- ★ Caught one pass for 15 yards vs. Buffalo (12/28).
- ★ Posted one reception for 12 yards in the win at N.Y. Jets (12/21).
- ★ Caught one pass for 12 yards at Green Bay (11/30).
- ★ Made his first start of the season and had his first career two-touchdown game in the win vs. Detroit (11/23), finishing with five catches for 36 yards and two scores. He now has six touchdown catches on the season, establishing a new career high.
- ★ Caught a two-yard touchdown pass from Tom Brady in the third quarter of the win at Indianapolis (11/16).
- ★ Recorded a season-high seven receptions for 61 yards and a touchdown in the win vs. Chicago (10/26). His one-yard score in the second quarter was his third touchdown in the last four weeks.
- ★ Scored on a one-yard touchdown from Tom Brady in the second quarter of the win at Buffalo (10/12) for his second straight game with a touchdown.
- ★ Scored his first touchdown as a Patriot on a 17-yard reception from Tom Brady in the first quarter of the win vs. Cincinnati (10/5). He finished the game with a season-high 85 yards on five receptions.
- ★ Caught one pass for 20 yards in the win vs. Oakland (9/21).

- ★ Played limited snaps at tight end in the win at Minnesota (9/14) and at Kansas City (9/29).
- ★ Made his Patriots debut in the season opener at Miami (9/7), recording three receptions for 15 yards.

#### 2013 (16/8 - Tampa Bay)

- ★ Played in 16 games with eight starts for Tampa Bay as a rookie, posting 54 receptions for 571 yards and five touchdowns.
- ★ Converted to tight end after playing wide receiver in college.
- ★ His five touchdown catches tied for the fourth-most by a tight end in Buccaneers history.
- ★ Made his first NFL start vs. Philadelphia (10/13) and posted a career-high 91 receiving yards, including a career-long 36-yard reception.
- ★ Played in his first career game at N.Y. Jets (9/8).
- ★ Recorded his first reception (for six yards) at New England (9/22).

### COLLEGE

- ★ Played in 25 games with five starts at Rutgers over four seasons, recording 50 receptions for 596 yards and four touchdowns.
- ★ Posted 39 catches for 449 yards and two touchdowns as a senior in 2012.
- ★ Tallied 11 receptions for 147 yards and two touchdowns as a junior in 2011, en route to earning Big East All-Academic honors.
- ★ Received the Mark Mills Second Effort Award, given to the most improved offensive player in spring drills, in 2010.

### PERSONAL

- ★ Born April 7, 1990.
- ★ He and his wife, Jodi-Ann, have one son, Major.
- ★ Attended Wall Township (N.J.) HS, where he earned first-team All-Shore honors by the Star-Ledger as a senior in 2008.
- ★ Majored in criminal justice at Rutgers.

PLAYERS

# TIM WRIGHT

Pos: TE Ht: 6-4 Wt: 220 Year: 2nd Acq: TR (TB)-14 College: Rutgers Born: 4/7/90

## REGULAR SEASON

## RECEIVING

Year	Team	G/S	Rec	Yds	Avg	Lg	TD
2013	Buccaneers	16/8	54	571	10.6	36	5
2014	Patriots	16/1	26	259	10.0	30	6
<b>Totals - 2 Years</b>		<b>32/9</b>	<b>80</b>	<b>830</b>	<b>10.4</b>	<b>36</b>	<b>11</b>

**Additional Statistics:** One rush for two yards at New Orleans (12/29/13).

## REGULAR SEASON

## RECEIVING

Year	Team	G/S	Rec	Yds	Avg	Lg	TD
2014	Patriots	3/0	0	0	0.0	0	0
<b>Totals - 1 Year</b>		<b>3/0</b>	<b>0</b>	<b>0</b>	<b>0.0</b>	<b>0</b>	<b>0</b>

## WRIGHT'S CAREER GAME-BY-GAME

2013	Opponent	P/S	No	Yds	Avg	Lg	TD								
09/08 at N.Y. Jets	p	0	0	0.0	0	0	0	11/11	Miami	p	1	19	19.0	19	0
09/15 New Orleans	p	0	0	0.0	0	0	0	11/17	Atlanta	p	1	13	13.0	13	0
09/22 at New England	p	1	6	6.0	6	0	0	11/24 at Detroit	S	8	75	9.4	16	0	0
09/29 Arizona	p	5	41	8.2	15	0	0	12/01 at Carolina	S	2	17	8.5	10	0	0
10/13 Philadelphia	S	7	91	13.0	36	0	0	12/08 Buffalo	S	2	21	10.5	16	1	1
10/20 at Atlanta	S	2	15	7.5	9	0	0	12/15 San Francisco	p	7	82	11.7	26	1	1
10/24 Carolina	p	5	48	9.6	15	1	1	12/22 at St. Louis	S	4	27	6.8	8	0	0
11/03 at Seattle	S	4	58	14.5	27	1	1	12/29 at New Orleans	S	5	58	11.6	24	1	1
								<b>2013 Totals</b>	<b>16/8</b>	<b>54</b>	<b>571</b>	<b>10.6</b>	<b>36</b>	<b>5</b>	<b>5</b>


## PRACTICE SQUAD



CHRIS  
**BARKER**



**64**

HT: 6-2 WT: 310  
Born: 8/3/1990 Exp. (NFL/Patriots): 2/2  
GP/GS (Playoffs): 5/0 (0/0) Acq: CW (MIA)-13  
College: Nevada Hometown: Etiwanda, Calif.  
SUPER BOWLS: 

OFFENSIVE LINE

### CAREER TRANSACTIONS

Chris Barker was signed by the New England Patriots to the practice squad on Oct. 30, 2014 ... Originally signed by Miami as a rookie free agent (5/3/13) ... Released by Miami (8/31/13) ... Claimed off waivers and awarded to the New England Patriots from Miami (9/1/13) ... Released by New England (9/1/14) ... Signed by New England to the practice squad (9/4/14) ... Signed by New England to the 53-man roster from the practice squad (10/16/14) ... Released by New England (10/28/14).

### SEASONAL REVIEWS

#### 2014 (1/0, 0/0)

- ★ Inactive vs. Chicago (10/26).
- ★ Signed to the 53-man roster from the practice squad (10/16) and made his season debut vs. N.Y. Jets (10/16) on special teams.
- ★ Spent the first six weeks of the season on the practice squad.

#### 2013 (4/0, 0/0)

- ★ Appeared as a reserve in four games, playing mainly on special teams.
- ★ Was a healthy scratch for 10 regular-season games, both playoff contests and dressed but did not play in two games.

- ★ Played in his first professional game, appearing on special teams vs. Tampa Bay (9/22).
- ★ Began the year in training camp with Miami and was waived prior to the start of the regular season.

### COLLEGE

- ★ Was a four-year starter (2009-2012) for Nevada at guard.
- ★ Recorded 53 career starts to become the only player in school history to start every game in all four seasons.
- ★ Started all 13 games as a senior in 2012.
- ★ Voted team captain by his teammates as a junior in 2011.
- ★ Named first-team All-WAC as a junior in 2011.

### PERSONAL

- ★ Attended Etiwanda (Calif.) High School.
- ★ Earned three letters in football.
- ★ Earned first-team all-league honors as both an offensive and defensive lineman.
- ★ Majored in criminal justice.
- ★ Born on Aug. 3, 1990, in West Covina, Calif.

PLAYERS



# JAKE BEQUETTE



# 92

HT: 6-5 WT: 265

Born: 2/21/1989 Exp. (NFL/Patriots): 3/3

GP/GS (Playoffs): 8/0 (0/0) Acq: D3-12 (90th)

College: Arkansas Hometown: Little Rock, Ark.

SUPER BOWLS:

**D E F E N S I V E   E N D**

14

## PRONOUNCED BECK-it

### CAREER TRANSACTIONS

Jake Bequette was signed by the New England Patriots to the practice squad on Sept. 1, 2014 ... Originally drafted by New England in the third round (90th overall) of the 2012 NFL Draft ... Released by New England (8/30/14).

### SEASONAL REVIEWS

#### 2014 (0/0, 0/0)

★ Spent the entire regular season on the practice squad.

#### 2013 (5/0, 0/0)

★ Played in five regular-season games and was inactive for 10 contests.

★ Was active but did not play vs. N.Y. Jets (9/12).

★ Was inactive for both playoff games.

★ Registered one quarterback hit vs. Tampa Bay (9/22).

#### 2012 (3/0, 0/0)

★ Played in three games as a reserve and was inactive for 13 games.

★ Made his NFL debut as a reserve on defense at Buffalo (9/30).

★ Also played at St. Louis (10/28) and at Miami (12/2).

### COLLEGE

★ Bequette appeared in 48 games for Arkansas, starting 42 contests.

★ Recorded 126 tackles (64 solo) with 23½ sacks for minus 165 yards, 32½ stops for losses totaling 198 yards and 35 quarterback pressures.

## EXTRA POINTS

★ Jake is the fourth member of the Bequette family to play football at Arkansas:

- His father Jay played from 1980-82.
- His uncle Chris played from 1984-87.
- His grandfather George played from 1954-56.

★ Forced eight fumbles and recovered three others, adding a safety and five pass deflections.

★ Was one of four players in school history to register 20 sacks during his career, ranking third on the all-time list, joining Wayne Martin (25½; 1985-88), Henry Ford (25; 1990-93) and Steven Conley (21; 1992-95).

★ His 10 sacks in 2011 rank sixth on the school season-record chart.

### PERSONAL

★ Born Feb. 21, 1989, he is the son of Jay and Cindy Bequette.

★ Earned his bachelor's degree in finance from Arkansas.

★ Named to the SEC's Freshman Academic Honor Roll and Arkansas' Lon Farrell Academic Honor Roll for the 2007-08 academic year, and to the Razorback Honor Roll for the 2008-09 year.

★ Named to the SEC Academic Honor Roll and the Athletic Director's List in the fall of 2009 and the fall of 2010.

## JAKE BEQUETTE

Pos: DE Ht: 6-5 Wt: 265 Year: 3rd Acq: D3-12 (90th) College: Arkansas Born: 2/21/89

REGULAR SEASON		TACKLES						INTERCEPTIONS				MISCELLANEOUS						
Year	Team	G/S	TT	UT	A	S	Yds	No	Yds	Avg	Lg	TD	PD	FF	FR	Yds	TD	SpT
2012	Patriots	3/0	0	0	0	0.0	0.0	0	0	0.0	0	0	0	0	0	0	0	0
2013	Patriots	5/0	0	0	0	0.0	0.0	0	0	0.0	0	0	0	0	0	0	0	0
<b>Totals - 2 Years</b>		<b>8/0</b>	<b>0</b>	<b>0</b>	<b>0</b>	<b>0.0</b>	<b>0.0</b>	<b>0</b>	<b>0</b>	<b>0.0</b>	<b>0</b>	<b>0</b>	<b>0</b>	<b>0</b>	<b>0</b>	<b>0</b>	<b>0</b>	<b>0</b>

\*Was inactive for all playoff games in 2012 and 2013.



# GARRETT GILBERT



# 8

HT: 6-4 WT: 221

Born: 7/1/1991 Exp. (NFL/Patriots): Rookie  
GP/GS (Playoffs): 0/0 (0/0) Acq: FA-14

College: Southern Methodist Hometown: Austin, Texas

SUPER BOWLS:

QUARTERBACK



## CAREER TRANSACTIONS

Garrett Gilbert was signed by the New England Patriots to the practice squad on Dec. 17, 2014 ... Originally drafted by St. Louis in the sixth round (214th overall) of the 2014 NFL Draft ... Released by St. Louis (8/30/14) ... Signed by St. Louis to the practice squad (9/1/14) ... Released by St. Louis (10/28/14).

## SEASONAL REVIEWS

2014 (0/0, 0/0)

- ★ Signed by New England to the practice squad (12/17).
- ★ Released by St. Louis prior to the start of the regular season, but was signed to the team's practice squad. Was later released (10/28).

## COLLEGE

- ★ Spent his first two seasons of college eligibility at Texas before transferring to Southern Methodist in 2012, where he played his final two years. Finished his SMU career first in career 300-yard passing games (9), second in completions (603), third in attempts (1,010), second in yards (6,460), second in total offense (7,073) and third in total touchdowns (50).
- ★ Started the first 10 games of the season as a senior in 2013 before missing the final two games due to injury, completing 335-of-504 passes for 3,528 yards and 21 touchdowns. Added 83 rushes for 267 yards and six touchdowns.
- ★ Started all 13 games as a junior in 2012, accounting for 3,278 total yards and 23 total touchdowns.
- ★ Started the first two games of the season for Texas in 2011 before suffering a shoulder injury. Was awarded a medical redshirt and transferred to Southern Methodist.

★ Earned second-team Academic All-Big 12 after starting all 12 games as a sophomore in 2010, completing 260-of-441 passes for 2,744 yards and 10 touchdowns. Added 100 carries for 380 yards and five touchdowns.

★ Appeared in 10 games as a true freshman in 2009, completing 30-of-66 passes for 310 yards and two touchdowns. Replaced injured starting quarterback Colt McCoy after five plays in the BCS National Championship game versus No. 1 Alabama, throwing for 162 yards and two touchdowns in the second half and bringing the Longhorns to within 24-21 with 6:15 left to play.

## PERSONAL

- ★ Played quarterback at Lake Travis HS in Austin, Texas, where he led the Cavaliers to back-to-back state championships in 2007 and 2008.
- ★ Earned Gatorade Male Athlete of the Year, Gatorade Football Player of the Year, USA Today Offensive Player of the Year and USA Today High School All-American honors as a senior in 2008 after throwing for 4,851 yards and 55 touchdowns en route to a 16-0 record and Texas state championship.
- ★ As a junior, broke Texas state records for completions (359), pass attempts (555) and yards (4,827) while leading his team to the state title.
- ★ Father, Gale, was a former NFL quarterback who played for the Seahawks, Bills and Chargers from 1985-95. While with the Bills (1990-93) and Chargers (1994), Gale became the only NFL player to be a member of five straight Super Bowl teams, losing on all five occasions.
- ★ Brother, Griffin, plays football at Texas Christian.
- ★ Born in Buffalo, N.Y., but moved to San Diego, Calif. at age three before moving to Austin, Texas in 1996.
- ★ Earned his undergraduate degree at Texas.


## GARRETT GILBERT

Pos: QB Ht: 6-4 Wt: 221 Year: R Acq: FA-14 College: Southern Methodist Born: 7/1/91

REGULAR SEASON		PASSING STATISTICS								
Year	Team	G/S	Att	Cmp	Yds	Yds/Att	Pct	TD	Int	Lg
2014	Patriots	0/0	0	0	0	0.0	0.0	0	0	0
<b>Totals - 1 year</b>		<b>0/0</b>	<b>0</b>	<b>0</b>	<b>0</b>	<b>0.0</b>	<b>0.0</b>	<b>0</b>	<b>0</b>	<b>0</b>

PLAYERS





# JUSTIN GREEN



# 31

HT: 5-11 WT: 195  
 Born: 2/26/1991 Exp. (NFL/Patriots): 1/2  
 GP/GS (Playoffs): 2/0 (1/0) Acq: FA-13  
 College: Illinois Hometown: Louisville, Ky.  
SUPER BOWLS:

## DEFENSIVE BACK



### CAREER TRANSACTIONS

Justin Green was signed by the New England Patriots to the practice squad on Dec. 3, 2014 ... Originally signed by New England as a rookie free agent (7/21/13) ... Released by New England (8/31/13) ... Signed by New England to the practice squad (9/1/13) ... Signed by New England to the 53-man roster from the practice squad on (11/23/13) ... Released by New England (11/26/13) ... Signed by New England to the practice squad (11/28/13) ... Signed by New England to the 53-man roster from the practice squad (12/28/13) ... Acquired by Dallas from New England in a trade for DE Ben Bass (8/13/14) ... Released by Dallas (9/1/14).

### SEASONAL REVIEWS

#### 2014 (0/0, 0/0)

- ★ Signed by New England to the practice squad (12/3).
- ★ Released by Dallas (9/1).
- ★ Started training camp with New England before being traded to Dallas in exchange for DE Ben Bass (8/13).

#### 2013 (2/0, 0/0)

- ★ Played in two regular-season contests after spending most of the year on the practice squad.
- ★ Was inactive for both playoff games after re-joining the 53-man roster prior to the final regular-season game.
- ★ Played as a substitute on defense and on special teams in his first NFL game vs. Denver (11/24) after being added to the 53-man roster from the practice squad the day before the game.

- ★ Released and brought back to practice squad following the Denver game.
- ★ Played as a reserve in the regular-season finale vs. Buffalo (12/29) after being added to the 53-man roster from the practice squad the day before the game.

### COLLEGE

- ★ Began his college career as a running back, playing in all 12 games in 2009 as a true freshman.
- ★ Finished his first year with 19 rushing attempts for 88 yards and two touchdowns.
- ★ Was moved from running back to defensive back two weeks before the 2010 season opener and started all 13 games at cornerback and finished with 55 total tackles.
- ★ Made 29 starts over his last three seasons, registering 76 total tackles, 13 passes defended, one forced fumble and two fumble recoveries.

### PERSONAL

- ★ Helped lead his high school to the 6A semifinals in 2008.
- ★ Recorded 155 carries for 1,069 yards, while also catching 18 passes for 272 yards as a senior.
- ★ Also had 21 touchdowns his senior season.
- ★ Was also a two-time Kentucky state champion in the 100 meters.
- ★ Brother, Marcus, played defensive line at Ohio State from 2002-05.
- ★ Born on Feb. 26, 1991.

## JUSTIN GREEN

Pos: DB Ht: 5-11 Wt: 195 Year: 1st Acq: FA-13 College: Illinois Born: 2/26/91

REGULAR SEASON		TACKLES						INTERCEPTIONS					MISCELLANEOUS					
Year	Team	G/S	TT	UT	A	S	Yds	No	Yds	Avg	Lg	TD	PD	FF	FR	Yds	TD	SpT
2013	Patriots	2/0	0	0	0	0.0	0.0	0	0	0.0	0	0	0	0	0	0	0	0
Totals - 1 Year		2/0	0	0	0	0.0	0.0	0	0	0.0	0	0	0	0	0	0	0	0
POSTSEASON		TACKLES						INTERCEPTIONS					MISCELLANEOUS					
Year	Team	G/S	TT	UT	A	S	Yds	No	Yds	Avg	Lg	TD	PD	FF	FR	Yds	TD	SpT
2013	Patriots	0/0	0	0	0	0.0	0.0	0	0	0.0	0	0	0	0	0	0	0	0
Totals - 1 Year		0/0	0	0	0	0.0	0.0	0	0	0.0	0	0	0	0	0	0	0	0



# CAYLIN HAUPTMANN



# 68

HT: 6-3 WT: 300

Born: 7/10/1991 Exp. (NFL/Patriots): 2/1

GP/GS (Playoffs): 0/0 (0/0) Acq: FA-14

College: Florida International Hometown: Los Angeles, Calif.

SUPER BOWLS:

**O F F E N S I V E   L I N E**



## CAREER TRANSACTIONS

Caylin Hauptmann was signed by the New England Patriots to the practice squad on Oct. 13, 2014 ... Originally signed by Cleveland as a rookie free agent (4/30/13) ... Released by Cleveland (9/1/13) ... Signed by Cleveland to the practice squad (9/2/13) ... Signed by Seattle to the 53-man roster from Cleveland's practice squad (9/23/13) ... Released by Seattle (8/30/14) ... Claimed off waivers from Seattle and awarded to Cleveland (8/31/14) ... Released by Cleveland (9/2/14) ... Signed by New England to the practice squad (9/16/14) ... Released by New England (10/8/14).

## SEASONAL REVIEWS

### 2014 (0/0, 0/0)

- ★ Signed by New England to the practice squad (9/16).
- ★ Spent parts of training camp with both Seattle and Cleveland, but was released by Cleveland prior to the start of the regular season (9/2).

### 2013 (0/0)

- ★ Signed to Seattle's 53-man roster from Cleveland (9/23) and was inactive for 10 games and dressed, but did not play, in three others.
- ★ Originally signed by Cleveland as a rookie free agent (4/30).

## COLLEGE

- ★ Started all 37 games he appeared in at Florida International at left tackle from 2010-12.
- ★ Spent the 2009 season at the College of the Canyons in Santa Clarita, Calif., where he played football and threw shot put.

## PERSONAL

- ★ Born July 10, 1991.
- ★ Prepped at Beverly Hills HS in Los Angeles, Calif., where he was an all-league and all-conference selection.
- ★ Majored in hospitality, management and tourism at Florida International.

PLAYERS



# JONATHAN KRAUSE



# 16

HT: 5-11 WT: 190

Born: 1/18/1992 Exp. (NFL/Patriots): Rookie

GP/GS: 0/0 (0/0) Acq: FA-14

College: Vanderbilt Hometown: Snellville, Ga.

SUPER BOWLS:

**W I D E R E C E I V E R**



## CAREER TRANSACTIONS

Jonathan Krause was signed by the New England Patriots to the practice squad on Nov. 5, 2014 ... Originally signed by Cleveland as a rookie free agent (5/12/14) ... Released by Cleveland (8/25/14) ... Signed by New England to the practice squad (10/24/14) ... Released by New England (10/31/14).

## SEASONAL REVIEWS

### 2014 (0/0, 0/0)

- ★ Signed by New England to the practice squad (10/24).
- ★ Originally signed by Cleveland as a rookie free agent (5/12) but was released prior to the start of the regular season (8/25).

## COLLEGE


- ★ Played in 49 games with 26 starts over four seasons (2010-13) at Vanderbilt, posting 98 catches for 1,197 yards and three touchdowns. Also rushed 20 times for 196 yards and two touchdowns, and returned 63 punts for 427 yards and two touchdowns.
- ★ Started 11-of-13 games as a senior in 2013, setting career highs with 42 receptions for 714 yards and three touchdowns.
- ★ Played in all 13 games as a wide receiver and punt returner as a junior in 2012, setting career highs with 25 punt returns for 281 yards and two touchdowns.

- ★ Played in all 13 games with five starts at wide receiver as a sophomore in 2011, posting 23 catches for 171 yards.

- ★ Was one of two true freshmen at Vanderbilt to play wide receiver in 2010, playing in every game with 10 starts. Recorded 24 catches for 243 yards and six rushes for 121 yards and two touchdowns.

## PERSONAL

- ★ Born Jan. 18, 1992, to parents, Harold and Janice Krause.
- ★ Attended South Gwinnett HS in Snellville, Ga., where he was a three-year starter at wide receiver and ranks as the school's all-time leader with 132 receptions.
- ★ Was a captain as a senior in 2009, earning honorable mention 5A all-state honors.
- ★ Also was team MVP in track, finishing third in the state long jump as a senior with a school-record leap of 23'10½" and finished fourth in the state in the 400m as a junior.
- ★ Has two sisters, Jasmine and Janel, and a brother, Jordan.
- ★ Related to former Philadelphia 76ers guard Aaron McKie and former NFL running back Jason McKie.
- ★ Majored in economics at Vanderbilt.



# ERIC MARTIN



# 53

HT: 6-2 WT: 250  
 Born: 7/21/1991 Exp. (NFL/Patriots): 2/1  
 GP/GS (Playoffs): 29/1 (0/0) Acq: FA-14  
 College: Nebraska Hometown: Moreno Valley, Calif.

SUPER BOWLS: 

## LINEBACKER

### CAREER TRANSACTIONS

Eric Martin was signed by the New England Patriots to the practice squad on Dec. 29, 2014 ... Originally signed by New Orleans as a rookie free agent (4/28/13) ... Released by New Orleans (8/27/13) ... Claimed off waivers and awarded to Cleveland (8/28/13) ... Released by Cleveland (12/26/14).

### SEASONAL REVIEWS

#### 2014 (0/0, 0/0 – New England)

- ★ Signed by New England to the practice squad (12/29).

#### 2014 (13/1 – Cleveland)

- ★ Appeared in 13 games with one start at linebacker, compiling six tackles, one forced fumble and one fumble recovery.

#### 2013 (16/0 – Cleveland, New Orleans)

- ★ Appeared in all 16 games on special teams and as a reserve at linebacker, finishing the season ranked fourth on the team with six special teams stops.
- ★ Made NFL debut vs. Miami (9/8).
- ★ Claimed off waivers and awarded to Cleveland (8/28).
- ★ Originally signed by New Orleans as a rookie free agent (4/28) and appeared in three preseason games before being released (8/27).

### COLLEGE

- ★ Appeared in 53 games with 16 starts at Nebraska from 2009-12, recording 123 tackles, 22 tackles for loss, 11 sacks, 17 quarterback hurries, one forced fumble, three fumble recoveries and one pass defensed.
- ★ Earned first-team All-Big Ten honors as a senior in 2012 after starting 12 of 14 games and leading the team with 8½ sacks, 18 tackles for loss and 13 quarterback hurries.

### PERSONAL

- ★ Born Eric LaMont Martin Jr. on July 21, 1991 to parents, Kenneth and Alisa Johnson.
- ★ Earned first-team all-state honors as a senior at Rancho Verde HS in Moreno Valley, Calif. after leading the 10-0 Mustangs with 130 tackles and eight sacks. Also played basketball and ran track in high school.
- ★ Majored in Sociology at Nebraska.
- ★ Has a Pomsy dog, Kolda.

PLAYERS

## ERIC MARTIN

Pos: LB Ht: 6-2 Wt: 250 Year: 2nd Acq: FA-14 College: Nebraska Born: 7/21/91

REGULAR SEASON		TACKLES						INTERCEPTIONS					MISCELLANEOUS					
Year	Team	G/S	TT	UT	A	S	Yds	No	Yds	Avg	Lg	TD	PD	FF	FR	Yds	TD	SpT
2013	Browns	16/0	8	5	3	0.0	0.0	0	0	0.0	0	0	0	0	1	0	0	6
2014	Browns	13/1	6	1	5	0.0	0.0	0	0	0.0	0	0	0	1	1	0	0	0
2014	Patriots	0/0	0	0	0	0.0	0.0	0	0	0.0	0	0	0	0	0	0	0	0
<b>Totals – 2 Years</b>		<b>29/1</b>	<b>14</b>	<b>6</b>	<b>8</b>	<b>0.0</b>	<b>0.0</b>	<b>0</b>	<b>0</b>	<b>0.0</b>	<b>0</b>	<b>0</b>	<b>0</b>	<b>1</b>	<b>2</b>	<b>0</b>	<b>0</b>	<b>6</b>



# DEONTAE SKINNER



# 44

HT: 6-2 WT: 250  
 Born: 12/18/1990 Exp. (NFL/Patriots): Rookie  
 GP/GS (Playoffs): 7/1 (0/0) Acq: FA-14  
 College: Mississippi State Hometown: Macon, Miss.  
SUPER BOWLS

## LINEBACKER



### CAREER TRANSACTIONS

Deontae Skinner was signed by the New England Patriots to the practice squad on Dec. 3, 2014 ... Originally signed by New England as a rookie free agent on (5/12/14) ... Released by New England (8/26/14) ... Signed by New England to the practice squad (9/1/14) ... Signed by New England to the 53-man roster from the practice squad (9/13/14) ... Released by New England (10/29/14) ... Signed by New England to the practice squad (10/31/14) ... Released by New England (11/26/14).

### SEASONAL REVIEWS

2014 (7/1, 0/0)

- ★ Released (10/29) and then signed to the practice squad (10/31).
- ★ Played at linebacker and on special teams in the win vs. Chicago (10/26), posting two tackles.
- ★ Played limited snaps at linebacker and on special teams in the win vs. N.Y. Jets (10/16), finishing with one defensive tackle and one special teams stop.
- ★ Recorded his first career sack when he dropped Kyle Orton for a 10-yard loss in the third quarter of the win at Buffalo (10/12), finishing the game with five tackles and one special teams stop.
- ★ Made his first NFL start at linebacker in the win vs. Cincinnati (10/5), finishing with one tackle.
- ★ Recorded one special teams tackle and saw limited snaps at linebacker at Kansas City (9/29).

- ★ Played on special teams in the win vs. Oakland (9/21).
- ★ Signed to the 53-man roster (9/13) and made his NFL debut in the win at Minnesota (9/14), seeing action at linebacker and on special teams, and posted his first career tackle.
- ★ Started the season on the team's practice squad.

### COLLEGE

- ★ Played in 47 games with 35 starts over his four-year career and totaled 202 tackles, one sack, one interception, five passes defended and three forced fumbles.
- ★ Posted a career-high 10 tackles at Georgia (10/1/11).
- ★ Notched his first career interception vs. Alcorn St. (9/7/13).

### PERSONAL

- ★ Born Dec. 18, 1990.
- ★ Named First-Team All-State on the defensive line by the *Jackson Clarion-Ledger* after leading Noxubee County High School to the Class 4A championship as a senior.
- ★ Made 134 tackles, 11 sacks and two forced fumbles as a senior and was chosen to play in the Mississippi-Alabama High School All-Star game.
- ★ Helped lead his team to the state title game as a junior and made 122 total tackles and five sacks during his junior season.

## DEONTAE SKINNER

Pos: LB Ht: 6-2 Wt: 250 Year: Rookie Acq: FA-14 College: Mississippi State Born: 12/18/90

REGULAR SEASON		TACKLES						INTERCEPTIONS				MISCELLANEOUS						
Year	Team	G/S	TT	UT	A	S	Yds	No	Yds	Avg	Lg	TD	PD	FF	FR	Yds	TD	SpT
2014	Patriots	7/1	10	3	7	1.0	10.0	0	0	0.0	0	0	0	0	0	0	0	3
<b>Totals - 1 Year</b>		<b>7/1</b>	<b>10</b>	<b>3</b>	<b>7</b>	<b>1.0</b>	<b>10.0</b>	<b>0</b>	<b>0</b>	<b>0.0</b>	<b>0</b>	<b>0</b>	<b>0</b>	<b>0</b>	<b>0</b>	<b>0</b>	<b>0</b>	<b>3</b>





# DAXTON SWANSON



# 41

HT: 5-11 WT: 191

Born: 3/21/1991 Exp. (NFL/Patriots): 1/1

GP/GS (Playoffs): 0/0 Acq: FA-14

College: Sam Houston State Hometown: Waco, Texas

SUPER BOWLS:

**D E F E N S I V E   B A C K**



## CAREER TRANSACTIONS

Daxton Swanson was signed by the New England Patriots to the practice squad on Dec. 27, 2014 ... Originally signed by Indianapolis as a rookie free agent (4/30/13) ... Waived by Indianapolis (10/29/13) ... Signed by San Francisco to the practice squad (11/18/13) ... Released by San Francisco (5/12/14) ... Signed by New England as a free agent (5/22/14) ... Released by New England (8/30/14) ... Signed by New England to the practice squad (9/1/14) ... Released by New England (9/3/14) ... Signed by New England to the practice squad (9/17/14) ... Released by New England (11/26/14) ... Signed by New England to the practice squad (12/3/14) ... Released by New England (12/23/14).

## SEASONAL REVIEWS

### 2014 (0/0, 0/0)

- ★ Finished the regular season on the Patriots practice squad.
- ★ Spent training camp with the Patriots before being signed to the practice squad (9/17).

### 2013 (0/0, 0/0 – Indianapolis/San Francisco)

- ★ Originally signed with Indianapolis as a rookie free agent.

- ★ Was placed on injured reserve on Sept. 1 and released midseason.

- ★ Spent the remainder of the season on the San Francisco practice squad.

## COLLEGE

- ★ Spent the 2009 season at the University of Toledo before transferring to Sam Houston State.
- ★ Graduated Sam Houston State as the school's all-time leader with 14 interceptions.
- ★ In 2011, set a school record, led the Southland Conference and ranked third nationally with eight interceptions. Was named an Associated Press and CollegeSports.com All-America third-team selection and an All-Southland Conference second-team choice.

## PERSONAL

- ★ Born March 21, 1991.
- ★ Led the state with 13 interceptions as a senior at La Vega High School in Waco, Texas.
- ★ Helped lead the team to the Class 3A state championship game and was the team's leading receiver with 34 receptions for 868 yards and seven touchdowns.



# ALL FOR THE PATS

— ENTER FOR YOUR CHANCE TO —  
**WIN WEEKLY PATRIOTS PRIZES**  
**ALL SEASON LONG AND**  
**A VIP FAN EXPERIENCE**  
— AT [PEPSIPATRIOTS.COM](http://PEPSIPATRIOTS.COM) —

WEEKLY PRIZES INCLUDE OFFICIAL PATS GEAR, AUTOGRAPHED FOOTBALLS AND MORE



**#ALLFORFOOTBALL** | **LIVE FOR NOW** |  |  **OFFICIAL SOFT DRINK OF THE NEW ENGLAND PATRIOTS**

PEPSI GAME TICKET SWEEPSTAKES and PATS TEAM GEAR FAN PHOTO SWEEPSTAKES: NO PURCHASE NECESSARY. Void where prohibited. INTERNET ACCESS IS REQUIRED. Participation is subject to complete Official Rules available at [www.pepsipatriots.com](http://www.pepsipatriots.com). To enter visit [pepsipatriots.com](http://pepsipatriots.com) and follow the instructions for registering. Open to legal residents of the U.S. residing in CT, MA, ME, NH, RI or VT who are 18 years or older at the time of entry. Sweepstakes begin at 12:00 a.m. ET 8/3/14. PATS GAME TICKET SWEEPSTAKES ends at 11:59 p.m. ET on 9/27/14 and PATS TEAM GEAR FAN PHOTO SWEEPSTAKES includes multiple entry deadlines and ends at 11:59 p.m. ET on 11/2/14 and 12/29/14. The NFL Entities (as defined in the Official Rules) have not offered or sponsored this sweepstakes in any way. The NFL Entities (as defined in the Official Rules) have not offered or sponsored the sweepstakes in any way. PEPSI, the Pepsi Globe and LIVE FOR NOW are registered trademarks of PepsiCo, Inc. New England Patriots trademarks, including the Patriots logo, are the property of New England Patriots LLC., and are used pursuant to a licensing agreement with New England Patriots LLC. YEN180882



# 2014 SEASON IN REVIEW



# 2014 FINAL REGULAR-SEASON STATISTICS (12-4)

Head Coach: Bill Belichick • AFC East Division Champions • Home Stadium: Gillette Stadium

DATE	W/L	SCORE	OPPONENT	ATTENDANCE
09/07	L	20-33	at Miami	70,630
09/14	W	30-7	at Minnesota	52,350
09/21	W	16-9	Oakland	68,756
09/29	L	14-41	at Kansas City	76,613
10/05	W	43-17	Cincinnati	68,756
10/12	W	37-22	at Buffalo	70,185
10/16	W	27-25	at New York Jets	68,756
10/26	W	51-23	Chicago	68,756
11/02	W	43-21	Denver	68,756
11/16	W	42-20	at Indianapolis	66,751
11/23	W	34-9	Detroit	68,756
11/30	L	21-26	at Green Bay	78,431
12/07	W	23-14	at San Diego	68,815
12/14	W	41-13	Miami	68,756
12/21	W	17-16	at New York Jets	78,160
12/28	L	9-17	Buffalo	68,756

## Team Statistics

	PATS	OPP
<b>TOTAL FIRST DOWNS</b>	<b>361</b>	<b>329</b>
Rushing	96	88
Passing	228	196
Penalty	37	45
3rd Down: Made/Att	98/221	84/209
3rd Down Pct.	44.3	40.2
4th Down: Made/Att	7/13	8/23
4th Down Pct.	53.8	34.8
<b>POSSESSION AVG.</b>	<b>29:37</b>	<b>30:23</b>
<b>TOTAL NET YARDS</b>	<b>5848</b>	<b>5506</b>
Avg. Per Game	365.5	344.1
Total Plays	1073	1033
Avg. Per Play	5.5	5.3
<b>NET YARDS RUSHING</b>	<b>1727</b>	<b>1669</b>
Avg. Per Game	107.9	104.3
Total Rushes	438	419
<b>NET YARDS PASSING</b>	<b>4121</b>	<b>3837</b>
Avg. Per Game	257.6	239.8
Sacked/Yards Lost	26/170	40/282
Gross Yards	4291	4119
Attempts/Completions	609/392	574/342
Completion Pct.	64.4	59.6
Had Intercepted	9	16
<b>PUNTS/AVERAGE</b>	<b>67/45.7</b>	<b>65/43.8</b>
<b>NET PUNTING AVG.</b>	<b>67:39.9</b>	<b>65:46.6</b>
<b>PENALTIES/YARDS</b>	<b>120/1080</b>	<b>92/752</b>
<b>FUMBLES/BALL LOST</b>	<b>13/4</b>	<b>19/9</b>
<b>TOUCHDOWNS</b>	<b>52</b>	<b>32</b>
Rushing	13	6
Passing	34	24
Returns	5	2

Score by Periods	1	2	3	4	OT	TOTAL
Patriots	78	183	101	106	0	468
Opponents	66	100	85	62	0	313

SCORING	TD	RU	PA	RT	PAT	FG	S	TP
Gostkowski	0	0	0	0	51/51	35/37	0	156
Gronkowski	12	0	12	0	0/0	0/0	0	72
LaFell	7	0	7	0	0/0	0/0	0	42
Wright	6	0	6	0	0/0	0/0	0	36
Edelman	5	0	4	1	0/0	0/0	0	30
Gray	5	5	0	0	0/0	0/0	0	30
Vereen	5	2	3	0	0/0	0/0	0	30
Blount TM	3	3	0	0	0/0	0/0	0	18
Arrington	2	0	2	0	0/0	0/0	0	12
Ridley	2	2	0	0	0/0	0/0	0	22
Amendola	1	0	1	0	0/0	0/0	0	6
Bolden	1	1	0	0	0/0	0/0	0	6
Cha. Jones	1	0	0	1	0/0	0/0	0	6
Ninkovich	1	0	0	1	0/0	0/0	0	6
Tyms	1	0	1	0	0/0	0/0	0	6
<b>Patriots</b>	<b>52</b>	<b>13</b>	<b>34</b>	<b>5</b>	<b>51/51</b>	<b>35/37</b>	<b>0</b>	<b>468</b>
<b>Opponents</b>	<b>32</b>	<b>6</b>	<b>24</b>	<b>2</b>	<b>28/28</b>	<b>29/37</b>	<b>0</b>	<b>313</b>

2-Pt. Conversions: Tm:0-1, Opponents:3-4.

RUSHING	NO	YDS	AVG	LG	TD
Gray	89	412	4.6	20	5
Vereen	96	391	4.1	19	2
Ridley	94	340	3.6	43	2
Blount TM	60	281	4.7	34	3
Edelman	10	94	9.4	25	0
Bolden	28	89	3.2	17	1
Brady	36	57	1.6	17	0
J. White	9	38	4.2	11	0
LaFell	2	13	6.5	9	0
Garoppolo	10	9	0.9	9	0
Develin	3	5	1.7	5	0
Wright	1	-2	-2.0	-2	0
<b>Patriots</b>	<b>438</b>	<b>1727</b>	<b>3.9</b>	<b>43</b>	<b>13</b>
<b>Opponents</b>	<b>419</b>	<b>1669</b>	<b>4.0</b>	<b>48</b>	<b>6</b>

RECEIVING	NO	YDS	AVG	LG	TD
Edelman	92	972	10.6	69t	4
Gronkowski	82	1124	13.7	46t	12
LaFell	74	953	12.9	56t	7
Vereen	52	447	8.6	49t	3
Amendola	27	200	7.4	21	1
Wright	26	259	10.0	30	6
Blount TM	4	18	4.5	11	0
Thompkins TM	6	53	8.8	16	0
Develin	6	43	7.2	13	0
Tyms	5	82	16.4	43t	1
J. White	5	23	4.6	11	0
Ridley	4	20	5.0	7	0
Hoomanawanui	3	44	14.7	23	0
Dobson	3	38	12.7	16	0
Bolden	2	8	4.0	4	0
Gray	1	7	7.0	7	0
<b>Patriots</b>	<b>392</b>	<b>4291</b>	<b>10.9</b>	<b>69t</b>	<b>34</b>
<b>Opponents</b>	<b>342</b>	<b>4119</b>	<b>12.0</b>	<b>50</b>	<b>24</b>

INTERCEPTIONS	NO	YDS	AVG	LG	TD
McCourtney	2	70	35.0	60	0
Collins	2	0	0.0	0	0
Revis	2	0	0.0	0	0
Ryan	2	0	0.0	0	0
Harmon	1	60	60.0	60	0
Browner	1	32	32.0	30	0
Ninkovich	1	11	11.0	11	0
Chung	1	10	10.0	10	0
Wilfork	1	1	1.0	1	0
Ayers TM	1	0	0.0	0	0
Dennard	1	0	0.0	0	0
Easley	1	0	0.0	0	0
<b>Patriots</b>	<b>16</b>	<b>184</b>	<b>11.5</b>	<b>60</b>	<b>2</b>
<b>Opponents</b>	<b>9</b>	<b>89</b>	<b>9.9</b>	<b>39t</b>	<b>1</b>

PUNTING	NO	YDS	AVG	NET	TB	IN	BLK
Allen	66	3060	46.4	39.9	6	25	67
<b>Patriots</b>	<b>67</b>	<b>3060</b>	<b>45.7</b>	<b>39.9</b>	<b>6</b>	<b>25</b>	<b>67</b>
<b>Opponents</b>	<b>65</b>	<b>2847</b>	<b>43.8</b>	<b>36.6</b>	<b>2</b>	<b>18</b>	<b>61</b>

PUNT RETURNS	NO	FC	YDS	AVG	LG	TD
Edelman	25	6	299	12.0	84t	1
Amendola	16	5	132	8.3	39	0
<b>Patriots</b>	<b>41</b>	<b>11</b>	<b>431</b>	<b>10.5</b>	<b>84t</b>	<b>1</b>
<b>Opponents</b>	<b>29</b>	<b>15</b>	<b>267</b>	<b>9.2</b>	<b>47</b>	<b>0</b>

KICK RETURNS	NO	YDS	AVG	LG	TD
Amendola	20	482	24.1	81	0
Chung	7	140	20.0	30	0
Slater	2	44	22.0	26	0
LaFell	1	0	0.0	0	0
McCourtney	1	27	27.0	27	0
<b>Patriots</b>	<b>31</b>	<b>693</b>	<b>22.4</b>	<b>81</b>	<b>0</b>
<b>Opponents</b>	<b>45</b>	<b>955</b>	<b>21.2</b>	<b>62</b>	<b>0</b>

**Sacks:** Ninkovich 8.0, Hightower 6.0, Cha. Jones 6.0, Ayers TM 4.0, Collins 4.0, Chr. Jones 3.0, Siliiga 2.5, Arrington 1.0, Easley 1.0, Mayo 1.0, Skinner 1.0, Vellano 1.0, Walker TM 1.0, Moore 0.5.  
**Patriots 40.0, Opponents 26.0**

FIELD GOALS	1-19	20-29	30-39	40-49	50+
Gostkowski	1/1	11/11	10/11	12/13	1/1
<b>Patriots</b>	<b>1/1</b>	<b>11/11</b>	<b>10/11</b>	<b>12/13</b>	<b>1/1</b>
<b>Opponents</b>	<b>0/0</b>	<b>10/12</b>	<b>8/8</b>	<b>7/11</b>	<b>2/6</b>

**Gostkowski:** (47G, 45G)(48G, 47G, 27G)(21G, 20G, 36G)(48G, 19G, 23G, 47G, 35G)(36N, 42G, 53G, 40G)(39G, 36G)(23G, 47G, 20G, 39G) (49G, 29G, 45G)(35G, 43G)(44G, 22G, 22G, 38G)(35G, 36G)(24G, 44G, 35G)

## STARTERS

**Offense:** WR Brandol LaFell (13), Aaron Dobson (1), Kenrell Thompkins (1), Brian Tyms (1); LT Nate Solder 16; LG Dan Connolly (10), Marcus Cannon (3), Josh Kline (2), Jordan Devey (1); C Bryan Stork (11), Dan Connolly (3), Ryan Wendell (2); RG Ryan Wendell (10), Jordan Devey (3), Josh Kline (2), Cameron Fleming (1); RT Sebastian Vollmer (15), Marcus Cannon (1); TE Rob Gronkowski (10), Michael Hoomanawanui (6); WR Julian Edelman (13), Danny Amendola (2), Tim Wright (1); QB Tom Brady (16); RB Shane Vereen (6), Stevan Ridley (5), Jonas Gray (3), LeGarrette Blount (1), Brandon Bolden (1); 2nd TE Michael Hoomanawanui (6), Cameron Fleming (1), Tim Wright (1); FB James Develin (3); 2nd RB Brandon Bolden (1); 3rd WR Danny Amendola (2), Brian Tyms (1), Tim Wright (1).

**Defense:** LE Rob Ninkovich (16); DT Vince Wilfork (16); DT Chris Jones (7), Seaulver Siliiga (3), Alan Branch (1), Joe Vellano (1); 3rd DT Alan Branch (1), Chris Jones (1), Seaulver Siliiga (1), Casey Walker (1); RE Chandler Jones (8); Chris Jones (4), Dominique Easley (2), Zach Moore (1), Seaulver Siliiga (1); LB Jamie Collins (15); LB Dont'a Hightower (12); LB Jerod Mayo (6); LB Jonathan Casillas (3); LB Deontae Skinner (1); DB Kyle Arrington (3); Logan Ryan (2), Brandon Browner (1), Malcolm Butler (1), Alfonso Dennard (1); LCB Darrelle Revis (15), Brandon Browner (1); RCB Brandon Browner (7), Logan Ryan (4), Alfonso Dennard (3), Kyle Arrington (1), Darrelle Revis (1); S Devin McCourty (16), Patrick Chung (15).

**2014 Coaching Staff:** Josh Boyer, Cornerbacks; Moses Cabrera, Assistant Strength and Conditioning; Brian Daboll, Tight Ends; Brendan Daly, Defensive Assistant; Dave DeGuglielmo, Offensive Line, Ivan Fears, Running Backs; Brian Flores, Safeties; Patrick Graham, Linebackers; Joe Judge, Special Teams Assistant; Josh McDaniels, Offensive Coordinator/Quarterbacks; Harold Nash, Head Strength and Conditioning; Scott O'Brien, Special Teams; Chad O'Shea, Wide Receivers; Matt Patricia, Defensive Coordinator; Steve Belichick, Coaching Assistant; Jerry Schupliniski, Coaching Assistant.

**Pro Bowl (5):** Tom Brady (10), Stephen Gostkowski (3), Rob Gronkowski (3), Darrelle Revis (6), ST Matthew Slater (4).

PASSING	ATT	CMP	YARDS	CMP%	YDS/ATT	TD%	INT	INT%	LG	SK	YDS	RATING
Brady	582	373	4109	64.1	7.06	33	5.7	9	1.5	69t	21/134	97.4
Garoppolo	27	19	182	70.4	6.74	1	3.7	0	0.0	37	5/36	101.2
<b>Patriots</b>	<b>609</b>	<b>392</b>	<b>4291</b>	<b>64.4</b>	<b>7.05</b>	<b>34</b>	<b>5.6</b>	<b>9</b>	<b>1.5</b>	<b>69t</b>	<b>26/170</b>	<b>97.5</b>
<b>Opponents</b>	<b>574</b>	<b>342</b>	<b>4119</b>	<b>59.6</b>	<b>7.18</b>	<b>24</b>	<b>4.2</b>	<b>16</b>	<b>2.8</b>	<b>50</b>	<b>40/282</b>	<b>84.0</b>

2014 SEASON



# 2014 FINAL REGULAR-SEASON DEFENSIVE STATISTICS

NAME	TACKLES			SACKS		INTERCEPTIONS				FUMBLES				SPECIAL TEAMS					
	TT	UT	A	S	Yds	QH	Int	Yds	TD	PD	FF	FR	Yds	TD	TT	UT	A	FF	FR
Jamie Collins	109	74	35	4.0	30.0	7	2	0	0	3	4	2	0	0	1	1	0	0	0
Dont'a Hightower	92	69	23	6.0	50.0	12	0	0	0	2	1	0	0	0	0	0	0	0	0
Patrick Chung	89	54	35	0.0	0.0	1	1	10	0	7	0	0	0	0	0	0	0	0	0
Devin McCourty	72	54	18	0.0	0.0	0	2	70	0	6	1	0	0	0	2	1	1	0	0
Rob Ninkovich	56	45	11	8.0	54.0	16	1	11	0	2	0	1	15	1	1	1	0	0	0
Jerod Mayo	52	40	12	1.0	9.0	2	0	0	0	0	0	1	0	0	0	0	0	0	0
Darrelle Revis	49	41	8	0.0	0.0	0	2	0	0	14	1	1	0	0	0	0	0	0	0
Vince Wilfork	47	27	20	0.0	0.0	1	1	1	0	2	0	0	0	0	0	0	0	0	0
Chandler Jones	43	27	16	6.0	49.5	10	0	0	0	2	2	1	0	0	0	0	0	0	0
Logan Ryan	36	24	12	0.0	0.0	0	2	0	0	6	1	0	0	0	8	6	2	0	0
Kyle Arrington	33	28	5	1.0	0.0	0	0	0	0	4	2	0	0	0	7	5	2	0	1
Chris Jones	27	17	10	3.0	17.5	7	0	0	0	0	0	0	0	0	0	0	0	0	0
Sealver Siliga	27	15	12	2.5	11.5	4	0	0	0	0	0	0	0	0	0	0	0	0	0
Brandon Browner	26	22	4	0.0	0.0	0	1	32	0	6	0	0	0	0	0	0	0	0	0
Jonathan Casillas	21	18	3	0.0	0.0	1	0	0	0	0	1	0	0	0	5	4	1	0	0
Tavon Wilson	20	17	3	0.0	0.0	1	0	0	0	2	0	0	0	0	6	5	1	0	0
Alfonzo Dennard	15	13	2	0.0	0.0	0	1	0	0	1	0	1	0	0	0	0	0	0	0
Akeem Ayers	15	12	3	4.0	35.0	5	1	0	0	1	0	0	0	0	3	3	0	0	0
Alan Branch	14	6	8	0.0	0.0	2	0	0	0	1	0	0	0	0	0	0	0	0	0
Malcolm Butler	14	13	1	0.0	0.0	0	0	0	0	4	0	0	0	0	1	1	0	0	0
Duron Harmon	12	8	4	0.0	0.0	0	1	60	0	1	0	1	0	0	1	0	1	0	0
Casey Walker	10	8	2	1.0	5.0	1	0	0	0	0	0	0	0	0	0	0	0	0	0
Deontae Skinner	10	3	7	1.0	10.0	1	0	0	0	0	0	0	0	0	4	3	1	0	0
Dominique Easley	9	6	3	1.0	4.0	3	1	0	0	1	0	0	0	0	0	0	0	0	0
Joe Vellano	6	5	1	1.0	4.0	1	0	0	0	0	0	0	0	0	0	0	0	0	0
Darius Fleming	5	4	1	0.0	0.0	0	0	0	0	0	0	0	0	0	0	0	0	0	0
Nate Ebner	4	4	0	0.0	0.0	0	0	0	0	0	0	0	0	0	11	6	5	0	0
Zach Moore	4	0	4	0.5	2.5	0	0	0	0	0	1	1	0	0	0	0	0	0	0
Michael Buchanan	1	0	1	0.0	0.0	0	0	0	0	0	0	0	0	0	1	1	0	0	0
Don Jones	1	0	1	0.0	0.0	0	0	0	0	0	0	0	0	0	8	7	1	0	0
Brandon Bolden	0	0	0	0.0	0.0	0	0	0	0	0	0	0	0	0	6	5	1	0	0
Matthew Slater	0	0	0	0.0	0.0	0	0	0	0	0	0	0	0	0	14	11	3	0	0
Stephen Gostkowski	0	0	0	0.0	0.0	0	0	0	0	0	0	0	0	0	2	2	1	0	0
Jonas Gray	0	0	0	0.0	0.0	0	0	0	0	0	0	0	0	0	1	1	0	0	0
Ja'Gared Davis	0	0	0	0.0	0.0	0	0	0	0	0	0	0	0	0	1	0	1	0	0
Brian Tyms	0	0	0	0.0	0.0	0	0	0	0	0	0	0	0	0	1	1	0	0	0
Brandon LaFell	0	0	0	0.0	0.0	0	0	0	0	0	0	0	0	0	1	1	0	0	0
Chris White	0	0	0	0.0	0.0	0	0	0	0	0	0	0	0	0	9	5	4	0	0
<b>TOTALS</b>	<b>919</b>	<b>654</b>	<b>265</b>	<b>40.0</b>	<b>282.0</b>	<b>75</b>	<b>16</b>	<b>184</b>	<b>0</b>	<b>65</b>	<b>14</b>	<b>9</b>	<b>15</b>	<b>1</b>	<b>94</b>	<b>70</b>	<b>25</b>	<b>0</b>	<b>1</b>

2014 SEASON

## 2014 MISCELLANEOUS STATISTICS

FUMBLES - LOST (13-4)					MISC. OFFENSIVE STATS				
Player	No.	Lost	Own Rec.	O.B.	Player	Tkl	Ast	FF	FR
Danny Aiken	1	0	0	0	Tom Brady	1	0	0	0
Ryan Allen	0	0	1	0	Jordan Devey	1	0	0	0
Tom Brady	6	3	1	0	Dan Connolly	0	1	0	0
Dan Connolly	0	0	1	0	Julian Edelman	4	0	0	0
Jamie Collins	1	0	0	0	Brandon LaFell	1	0	0	0
Alfonzo Dennard	0	0	1	0	Nate Solder	1	0	0	0
James Develin	1	0	1	0	Bryan Stork	0	1	0	0
Julian Edelman	3	0	2	0	Brian Tyms	1	0	0	0
Brandon LaFell	1	1	0	0	Shane Vereen	1	0	0	0
Nate Solder	0	0	1	0	<b>Totals</b>	<b>10</b>	<b>2</b>	<b>0</b>	<b>0</b>
James White	0	0	1	0	<b>Totals</b>	<b>11</b>	<b>0</b>	<b>0</b>	<b>0</b>
<b>Totals</b>	<b>13</b>	<b>4</b>	<b>9</b>	<b>0</b>	<b>BLOCKED KICKS</b>				
					Player	XP	FG	P	
					Brandon Bolden	0	0	1	
					Jamie Collins	0	1	0	
					Chandler Jones	0	1	0	
					Chris Jones	0	1	0	
					Vince Wilfork	0	1	0	
					<b>Totals</b>	<b>0</b>	<b>4</b>	<b>1</b>	



# 2014 GAME-BY-GAME TEAM OFFENSE

2014 SEASON

## OFFENSE

DATE	OPPONENT	FIRST DOWNS			NET OFFENSE			RUSHING			PASSING			PENALTY		PUNTS					
		TOTAL	Ru	Pa	Pn	Yds	Plays	Avg	Yds	Att	Avg	Net	S/YL	Gross	Att-Cmp	Pct	TD-Int	No	Yds	No	Avg
09/07	at Miami	20	7	12	1	315	80	4.5	89	20	4.5	226	4/23	249	56-29	51.8%	1-0	9	100	6	40.2
09/14	at Minnesota	16	5	9	2	292	59	4.1	150	37	4.1	142	1/7	149	21-14	66.7%	1-0	15	163	5	42.2
09/21	Oakland	21	5	14	2	297	71	2.4	76	32	2.4	221	2/13	234	37-24	64.9%	1-0	6	59	5	48.0
09/29	at Kansas City	13	2	10	1	290	49	4.7	75	16	4.7	215	3/14	229	30-20	66.7%	2-2	3	30	6	48.8
10/05	Cincinnati	30	11	17	2	505	82	4.8	220	46	4.8	285	1/7	292	35-23	65.7%	2-0	12	114	3	40.3
10/12	at Buffalo	22	4	13	5	396	66	1.9	50	27	1.9	346	2/15	361	37-27	73.0%	4-0	9	60	4	46.5
10/16	N.Y. Jets	16	2	12	2	323	53	4.2	63	15	4.2	260	1/1	261	37-20	54.1%	3-0	9	64	5	46.4
10/26	Chicago	32	6	25	1	487	71	3.8	122	32	3.8	365	1/11	376	38-33	86.8%	5-0	7	38	1	46.0
11/02	Denver	29	3	22	4	398	79	2.6	66	25	2.6	332	1/1	333	53-33	62.3%	4-1	9	71	5	44.6
11/16	at Indianapolis	33	17	13	3	503	74	5.6	246	44	5.6	257	0/0	257	30-19	63.3%	2-2	5	53	1	59.0
11/23	Detroit	29	4	22	3	439	73	4.5	90	20	4.5	349	0/0	349	53-38	71.7%	2-1	11	89	5	47.6
11/30	at Green Bay	20	5	14	1	320	54	4.7	84	18	4.7	236	1/9	245	35-22	62.9%	2-0	4	25	4	37.0
12/07	at San Diego	24	6	13	5	397	73	3.1	87	28	3.1	310	1/7	317	44-28	63.6%	2-1	6	70	5	49.4
12/14	Miami	23	10	12	1	395	64	3.7	108	29	3.7	287	0/0	287	35-21	60.0%	2-1	5	51	3	48.0
12/21	at N.Y. Jets	19	5	13	1	231	63	3.5	85	24	3.5	146	4/36	182	35-23	65.7%	1-1	5	38	5	52.6
12/28	Buffalo	14	4	7	3	260	62	4.6	116	25	4.6	144	4/26	170	33-18	54.5%	0-0	5	55	4	43.5
<b>Regular Season Totals</b>		<b>361</b>	<b>96</b>	<b>228</b>	<b>37</b>	<b>5848</b>	<b>1073</b>	<b>3.9</b>	<b>1727</b>	<b>438</b>	<b>3.9</b>	<b>4121</b>	<b>26/170</b>	<b>4291</b>	<b>609-392</b>	<b>64.4%</b>	<b>34-9</b>	<b>120</b>	<b>1080</b>	<b>67</b>	<b>45.7</b>

# 2014 GAME-BY-GAME TEAM DEFENSE

DATE	OPPONENT	FIRST DOWNS			NET OFFENSE			RUSHING			PASSING				PENALTY		PUNTS			
		TOTAL	Ru	Pa	Pn	Yds	Plays	Yds	Att	Avg	Net	S/YL	Gross	Att-Cmp	Pct	TD-Int	No	Yds	No	Avg
09/07	at Miami	25	11	10	4	360	71	191	38	5.0	169	1/9	178	32-18	56.3%	2-1	4	26	2	50.0
09/14	at Minnesota	17	3	9	5	217	61	54	19	2.8	163	6/39	202	36-19	52.8%	1-4	7	58	5	45.6
09/21	Oakland	14	3	9	2	241	56	67	22	3.0	174	0/0	174	34-21	61.8%	0-1	6	49	5	43.2
09/29	at Kansas City	26	10	15	1	443	66	207	38	5.4	236	2/12	248	26-20	76.9%	3-0	4	35	4	45.0
10/05	Cincinnati	17	4	8	5	320	48	79	18	4.4	241	1/8	249	29-18	62.1%	2-0	4	37	4	41.5
10/12	at Buffalo	19	3	15	1	336	66	68	23	3.0	268	5/31	299	38-24	63.2%	2-1	8	107	5	49.8
10/16	N.Y. Jets	28	13	11	4	423	80	218	43	5.1	205	3/21	226	34-20	58.8%	1-0	7	70	3	42.7
10/26	Chicago	27	11	13	3	384	64	153	26	5.9	231	3/18	249	35-21	60.0%	3-1	5	41	4	47.3
11/02	Denver	26	2	20	4	472	75	43	17	2.5	429	1/9	438	57-34	59.6%	2-2	10	72	3	45.0
11/16	at Indianapolis	17	1	14	2	322	56	19	16	1.2	303	1/0	303	39-23	59.0%	2-1	4	27	3	56.7
11/23	Detroit	21	5	12	4	335	73	91	25	3.6	244	2/20	264	46-18	39.1%	0-1	9	54	5	46.2
11/30	at Green Bay	24	6	16	2	478	70	130	29	4.5	348	3/20	368	38-24	63.2%	2-0	4	22	1	38.0
12/07	at San Diego	13	2	8	3	216	54	53	17	3.1	163	4/26	189	33-20	60.6%	1-1	8	61	8	35.8
12/14	Miami	23	4	16	3	384	74	76	23	3.3	308	4/38	346	47-29	61.7%	1-2	5	35	4	39.8
12/21	at N.Y. Jets	16	5	10	1	307	61	116	32	3.6	191	2/19	210	27-17	63.0%	1-1	2	14	4	47.3
12/28	Buffalo	16	5	10	1	268	58	104	33	3.2	164	2/12	176	23-16	69.6%	1-0	5	44	5	36.6
<b>Regular Season Totals</b>		<b>329</b>	<b>88</b>	<b>196</b>	<b>45</b>	<b>5506</b>	<b>1033</b>	<b>1669</b>	<b>419</b>	<b>4.0</b>	<b>3837</b>	<b>40/282</b>	<b>4119</b>	<b>574-342</b>	<b>59.6%</b>	<b>24-16</b>	<b>92</b>	<b>752</b>	<b>65</b>	<b>43.8</b>

2014 SEASON

# 2014 GAME-BY-GAME STATISTICS

## PASSING STATISTICS

### TOM BRADY

Date	Opponent	Att	Cmp	Yds	Pct	TD	Lg	Int	S	Yds	Rating
09/07	at Miami	56	29	249	51.8%	1	44	0	4	23	69.7
09/14	at Minnesota	21	14	149	66.7%	1	44	0	1	7	102.3
09/21	Oakland	37	24	234	64.9%	1	22	0	2	13	91.5
09/29	at Kansas City	23	14	159	60.9%	1	44t	2	2	8	59.9
10/05	Cincinnati	35	23	292	65.7%	2	30	0	1	7	110.7
10/12	at Buffalo	37	27	361	73.0%	4	56t	0	2	15	139.6
10/16	N.Y. Jets	37	20	261	54.1%	3	49t	0	1	1	103.5
10/26	Chicago	35	30	354	85.7%	5	46t	0	0	0	148.4
11/02	Denver	53	33	333	62.3%	4	26	1	1	1	97.4
11/16	at Indianapolis	30	19	257	63.3%	2	39	2	0	0	85.0
11/23	Detroit	53	38	349	71.7%	2	24	1	0	0	94.0
11/30	at Green Bay	35	22	245	62.9%	2	29	0	1	9	102.7
12/07	at San Diego	44	28	317	63.6%	2	69t	1	1	7	90.8
12/14	Miami	35	21	287	60.0%	2	35	1	0	0	93.4
12/21	at N.Y. Jets	35	23	182	65.7%	1	14	1	4	36	76.1
12/28	Buffalo	16	8	80	50.0%	0	27	0	1	7	73.2
<b>Regular Season Totals</b>		<b>582</b>	<b>373</b>	<b>4109</b>	<b>64.1%</b>	<b>33</b>	<b>69t</b>	<b>9</b>	<b>21</b>	<b>134</b>	<b>97.4</b>

### JIMMY GAROPPOLO

Date	Opponent	Att	Cmp	Yds	Pct	TD	Lg	Int	S	Yds	Rating
09/07	at Miami										
09/14	at Minnesota										
09/21	Oakland										
09/29	at Kansas City	7	6	70	85.7%	1	37	0	1	6	147.9
10/05	Cincinnati	0	0	0							
10/12	at Buffalo										
10/16	N.Y. Jets										
10/26	Chicago	3	3	22	100.0%	0	17	0	1	11	97.2
11/02	Denver										
11/16	at Indianapolis	0	0	0							
11/23	Detroit										
11/30	at Green Bay										
12/07	at San Diego										
12/14	Miami	0	0	0							
12/21	at N.Y. Jets										
12/28	Buffalo	17	10	90	58.8%	0	20	0	3	19	97.2
<b>Regular Season Totals</b>		<b>27</b>	<b>19</b>	<b>182</b>	<b>70.4%</b>	<b>1</b>	<b>37</b>	<b>0</b>	<b>5</b>	<b>36</b>	<b>101.2</b>

# 2014 GAME-BY-GAME STATISTICS

## RUSHING STATISTICS

Date	Opponent	JONAS GRAY					SHANE VEREEN					STEVAN RIDLEY				
		No	Yds	Avg	Lg	TD	No	Yds	Avg	Lg	TD	No	Yds	Avg	Lg	TD
09/07	at Miami						7	36	5.1	11	1	8	21	2.6	11	0
09/14	at Minnesota						6	40	6.7	12	0	25	101	4.0	16	1
09/21	Oakland						7	20	2.9	11	0	19	54	2.8	9	0
09/29	at Kansas City						8	26	3.3	9	0	5	28	5.6	8	0
10/05	Cincinnati						9	90	10.0	19	0	27	113	4.2	43	1
10/12	at Buffalo	Signed to 53-man roster from PS (10/16/14)					5	4	0.8	2	0	10	23	2.3	10	0
10/16	N.Y. Jets	3	12	4.0	5	0	11	43	3.9	17	0	Placed on Injured Reserve (10/16/14)				
10/26	Chicago	17	86	5.1	19	0	5	22	4.4	11	0					
11/02	Denver	12	33	2.8	13	0	11	29	2.6	9	0					
11/16	at Indianapolis	37	201	5.4	20	4	1	18	18.0	18	0					
11/23	Detroit	Did Not Play					8	12	1.5	9	0					
11/30	at Green Bay	1	4	4.0	4	0	3	6	2.0	3	0					
12/07	at San Diego	2	9	4.5	7	0	1	1	1.0	1	0					
12/14	Miami	11	62	5.6	14	0	6	5	0.8	3	1					
12/21	at N.Y. Jets	6	5	0.8	4	1	6	38	6.3	15	0					
12/28	Buffalo	Inactive					2	1	0.5	1	0					
<b>Regular Season Totals</b>		<b>89</b>	<b>412</b>	<b>4.6</b>	<b>20</b>	<b>5</b>	<b>96</b>	<b>391</b>	<b>4.1</b>	<b>19</b>	<b>294</b>	<b>340</b>	<b>3.6</b>	<b>43</b>	<b>2</b>	

Date	Opponent	LEGARRETTE BLOUNT					JULIAN EDELMAN					BRANDON BOLDEN				
		No	Yds	Avg	Lg	TD	No	Yds	Avg	Lg	TD	No	Yds	Avg	Lg	TD
09/07	at Miami						2	21	10.5	17	0	2	8	4.0	7	0
09/14	at Minnesota						1	9	9.0	9	0	4	0	0.0	2	0
09/21	Oakland						1	5	5.0	5	0	2	4	2.0	3	0
09/29	at Kansas City						0	0	0.0	0	0	0	0	0.0	0	0
10/05	Cincinnati						0	0	0.0	0	0	1	3	3.0	3	0
10/12	at Buffalo						1	10	10.0	10	0	6	10	1.7	8	0
10/16	N.Y. Jets						1	8	8.0	8	0	0	0	0.0	0	0
10/26	Chicago						0	0	0.0	0	0	0	0	0.0	0	0
11/02	Denver						0	0	0.0	0	0	0	0	0.0	0	0
11/16	at Indianapolis	Claimed off Waivers from Pitt. (11/20/14)					2	31	15.5	25	0	0	0	0.0	0	0
11/23	Detroit	12	78	6.5	33	2	0	0	0.0	0	0	0	0	0.0	0	0
11/30	at Green Bay	10	58	5.8	13	0	0	0	0.0	0	0	3	17	5.7	12	1
12/07	at San Diego	20	66	3.3	23	0	1	4	4.0	4	0	0	0	0.0	0	0
12/14	Miami	8	17	2.1	5	1	1	6	6.0	6	0	0	0	0.0	0	0
12/21	at N.Y. Jets	Inactive					Inactive					5	32	6.4	17	0
12/28	Buffalo	10	62	6.2	34	0	Inactive					5	15	3.0	7	0
<b>Regular Season Totals</b>		<b>60</b>	<b>281</b>	<b>4.7</b>	<b>34</b>	<b>3</b>	<b>10</b>	<b>94</b>	<b>9.4</b>	<b>25</b>	<b>0</b>	<b>28</b>	<b>89</b>	<b>3.2</b>	<b>17</b>	<b>1</b>

Date	Opponent	TOM BRADY					JAMES WHITE					BRANDON LAFELL				
		No	Yds	Avg	Lg	TD	No	Yds	Avg	Lg	TD	No	Yds	Avg	Lg	TD
09/07	at Miami	1	3	3.0	3	0	Inactive					0	0	0.0	0	0
09/14	at Minnesota	1	0	0.0	0	0	Inactive					0	0	0.0	0	0
09/21	Oakland	3	-7	-2.3	-2	0	Inactive					0	0	0.0	0	0
09/29	at Kansas City	0	0	0.0	0	0	3	21	7.0	11	0	0	0	0.0	0	0
10/05	Cincinnati	4	13	3.3	6	0	Inactive					0	0	0.0	0	0
10/12	at Buffalo	4	3	0.8	4	0	Inactive					0	0	0.0	0	0
10/16	N.Y. Jets	0	0	0.0	0	0	Inactive					0	0	0.0	0	0
10/26	Chicago	2	0	0.0	0	0	6	17	2.8	4	0	0	0	0.0	0	0
11/02	Denver	2	4	2.0	4	0	0	0	0.0	0	0	0	0	0.0	0	0
11/16	at Indianapolis	2	-2	-1.0	-1	0	Inactive					0	0	0.0	0	0
11/23	Detroit	0	0	0.0	0	0	Inactive					0	0	0.0	0	0
11/30	at Green Bay	1	-1	-1.0	-1	0	Inactive					0	0	0.0	0	0
12/07	at San Diego	4	7	1.8	5	0	Inactive					0	0	0.0	0	0
12/14	Miami	3	18	6.0	17	0	Inactive					0	0	0.0	0	0
12/21	at N.Y. Jets	7	10	1.4	11	0	Inactive					0	0	0.0	0	0
12/28	Buffalo	2	9	4.5	7	0	0	0	0.0	0	0	2	13	6.5	9	0
<b>Regular Season Totals</b>		<b>36</b>	<b>57</b>	<b>1.6</b>	<b>7</b>	<b>0</b>	<b>9</b>	<b>38</b>	<b>4.2</b>	<b>11</b>	<b>0</b>	<b>2</b>	<b>13</b>	<b>6.5</b>	<b>9</b>	<b>0</b>

Date	Opponent	JIMMY GAROPPOLO					JAMES DEVLIN					TIM WRIGHT				
		No	Yds	Avg	Lg	TD	No	Yds	Avg	Lg	TD	No	Yds	Avg	Lg	TD
09/07	at Miami	Did Not Play					0	0	0.0	0	0	0	0	0.0	0	0
09/14	at Minnesota	Did Not Play					0	0	0.0	0	0	0	0	0.0	0	0
09/21	Oakland	Did Not Play					0	0	0.0	0	0	0	0	0.0	0	0
09/29	at Kansas City	0	0	0.0	0	0	0	0	0.0	0	0	0	0	0.0	0	0
10/05	Cincinnati	3	-4	-1.3	-1	0	2	5	2.5	5	0	0	0	0.0	0	0
10/12	at Buffalo	Did Not Play					1	0	0.0	0	0	0	0	0.0	0	0
10/16	N.Y. Jets	Did Not Play					0	0	0.0	0	0	0	0	0.0	0	0
10/26	Chicago	1	-1	-1.0	-1	0	0	0	0.0	0	0	1	-2	-2.0	-2	0
11/02	Denver	Did Not Play					0	0	0.0	0	0	0	0	0.0	0	0
11/16	at Indianapolis	2	-2	-1.0	-1	0	0	0	0.0	0	0	0	0	0.0	0	0
11/23	Detroit	Did Not Play					0	0	0.0	0	0	0	0	0.0	0	0
11/30	at Green Bay	Did Not Play					0	0	0.0	0	0	0	0	0.0	0	0
12/07	at San Diego	Did Not Play					0	0	0.0	0	0	0	0	0.0	0	0
12/14	Miami	0	0	0.0	0	0	0	0	0.0	0	0	0	0	0.0	0	0
12/21	at N.Y. Jets	Did Not Play					0	0	0.0	0	0	0	0	0.0	0	0
12/28	Buffalo	4	16	4.0	9	0	0	0	0.0	0	0	0	0	0.0	0	0
<b>Regular Season Totals</b>		<b>10</b>	<b>9</b>	<b>0.9</b>	<b>9</b>	<b>0</b>	<b>3</b>	<b>5</b>	<b>1.7</b>	<b>5</b>	<b>0</b>	<b>1</b>	<b>-2</b>	<b>-2.0</b>	<b>-2</b>	<b>0</b>

2014 SEASON

# 2014 GAME-BY-GAME STATISTICS

## RECEIVING STATISTICS

Date	Opponent	JULIAN EDELMAN					ROB GRONKOWSKI					BRANDON LAFELL				
		No	Yds	Avg	Lg	TD	No	Yds	Avg	Lg	TD	No	Yds	Avg	Lg	TD
09/07	at Miami	6	95	15.8	44	0	4	40	10.0	18	1	0	0	0.0	0	0
09/14	at Minnesota	6	81	13.5	44	1	4	32	8.0	11	0	0	0	0.0	0	0
09/21	Oakland	10	84	8.4	15	0	3	44	14.7	22	1	4	46	11.5	15	0
09/29	at Kansas City	4	23	5.8	7	0	2	31	15.5	18	1	6	119	19.8	44t	1
10/05	Cincinnati	5	35	7.0	14	0	6	100	16.7	27	1	1	20	20.0	20	0
10/12	at Buffalo	9	91	10.1	20	0	7	94	13.4	33	0	4	97	24.3	56t	2
10/16	N.Y. Jets	4	44	11.0	16	0	5	68	13.6	24	0	4	55	13.8	24	0
10/26	Chicago	1	14	14.0	14	0	9	149	16.6	46t	3	11	124	11.3	19	1
11/02	Denver	9	89	9.9	26	1	9	105	11.7	20	1	6	53	8.8	18	1
11/16	at Indianapolis	5	50	10.0	14	0	4	71	17.8	26t	1	3	62	20.7	26	0
11/23	Detroit	11	89	8.1	16	0	5	78	15.6	24	0	9	98	10.9	16	0
11/30	at Green Bay	7	48	6.9	17	0	7	98	14.0	29	0	5	38	7.6	17	2
12/07	at San Diego	8	141	17.6	69t	1	8	87	10.9	35	1	4	41	10.3	19	0
12/14	Miami	7	88	12.6	31	1	3	96	32.0	35	1	6	66	11.0	19	0
12/21	at N.Y. Jets		Inactive				6	31	5.2	10	1	7	64	9.1	14	0
12/28	Buffalo		Inactive					Inactive				4	70	17.5	27	0
<b>Regular Season Totals</b>		<b>92</b>	<b>972</b>	<b>10.6</b>	<b>69t</b>	<b>4</b>	<b>82</b>	<b>1124</b>	<b>13.7</b>	<b>46t</b>	<b>12</b>	<b>74</b>	<b>953</b>	<b>12.9</b>	<b>56t</b>	<b>7</b>

Date	Opponent	SHANE VEREEN					DANNY AMENDOLA					TIM WRIGHT				
		No	Yds	Avg	Lg	TD	No	Yds	Avg	Lg	TD	No	Yds	Avg	Lg	TD
09/07	at Miami	5	35	7.0	12	0	3	16	5.3	8	0	3	15	5.0	8	0
09/14	at Minnesota	0	0	0.0	0	0	0	0	0.0	0	0	0	0	0.0	0	0
09/21	Oakland	4	17	4.3	12	0	0	0	0.0	0	0	1	20	20.0	20	0
09/29	at Kansas City	5	41	8.2	28	0	0	0	0.0	0	0	0	0	0.0	0	0
10/05	Cincinnati	3	18	6.0	14	0	1	7	7.0	7	0	5	85	17.0	30	1
10/12	at Buffalo	1	3	3.0	3	0	0	0	0.0	0	0	1	1	1.0	1t	1
10/16	N.Y. Jets	5	71	14.2	49t	2	1	19	19.0	19t	1	0	0	0.0	0	0
10/26	Chicago	3	23	7.7	12	0	2	5	2.5	6	0	7	61	8.7	17	1
11/02	Denver	5	38	7.6	18	1	2	35	17.5	21	0	0	0	0.0	0	0
11/16	at Indianapolis	4	59	14.8	39	0	2	13	6.5	9	0	1	2	2.0	2t	1
11/23	Detroit	8	48	6.0	17	0	0	0	0.0	0	0	5	36	7.2	16	2
11/30	at Green Bay	1	26	26.0	26	0	0	0	0.0	0	0	1	12	12.0	12	0
12/07	at San Diego	3	30	10.0	14	0	3	7	2.3	5	0	0	0	0.0	0	0
12/14	Miami	1	12	12.0	12	0	1	11	11.0	11	0	0	0	0.0	0	0
12/21	at N.Y. Jets	1	12	12.0	12	0	8	63	7.9	12	0	1	12	12.0	12	0
12/28	Buffalo	3	14	4.7	9	0	4	24	6.0	12	0	1	15	15.0	15	0
<b>Regular Season Totals</b>		<b>52</b>	<b>447</b>	<b>8.6</b>	<b>49t</b>	<b>3</b>	<b>27</b>	<b>200</b>	<b>7.4</b>	<b>21</b>	<b>1</b>	<b>26</b>	<b>259</b>	<b>10.0</b>	<b>30</b>	<b>6</b>

Date	Opponent	KENBRELL THOMPKINS					JAMES DEVELIN					BRIAN TYMS				
		No	Yds	Avg	Lg	TD	No	Yds	Avg	Lg	TD	No	Yds	Avg	Lg	TD
09/07	at Miami	5	37	7.4	14	0	0	0	0.0	0	0					
09/14	at Minnesota		Inactive				2	17	8.5	13	0					
09/21	Oakland	1	16	16.0	16	0	0	0	0.0	0	0					
09/29	at Kansas City		Inactive				0	0	0.0	0	0					
10/05	Cincinnati		Released (10-4-14)				1	11	11.0	11	0					
10/12	at Buffalo						1	2	2.0	2	0	1	43	43.0	43t	1
10/16	N.Y. Jets						0	0	0.0	0	0	0	0	0.0	0	0
10/26	Chicago						0	0	0.0	0	0	0	0	0.0	0	0
11/02	Denver						2	13	6.5	10	0	0	0	0.0	0	0
11/16	at Indianapolis						0	0	0.0	0	0	0	0	0.0	0	0
11/23	Detroit						0	0	0.0	0	0	0	0	0.0	0	0
11/30	at Green Bay						0	0	0.0	0	0	0	0	0.0	0	0
12/07	at San Diego						0	0	0.0	0	0	0	0	0.0	0	0
12/14	Miami						0	0	0.0	0	0	0	0	0.0	0	0
12/21	at N.Y. Jets						0	0	0.0	0	0	0	0	0.0	0	0
12/28	Buffalo						0	0	0.0	0	0	4	39	9.8	18	0
<b>Regular Season Totals</b>		<b>6</b>	<b>53</b>	<b>8.8</b>	<b>16</b>	<b>0</b>	<b>6</b>	<b>43</b>	<b>7.2</b>	<b>13</b>	<b>0</b>	<b>5</b>	<b>82</b>	<b>16.4</b>	<b>43t</b>	<b>1</b>

2014 SEASON



# 2014 GAME-BY-GAME STATISTICS

## RECEIVING STATISTICS

Date	Opponent	JAMES WHITE					STEVAN RIDLEY					LEGARRETTE BLOUNT				
		No	Yds	Avg	Lg	TD	No	Yds	Avg	Lg	TD	No	Yds	Avg	Lg	TD
09/07	at Miami			Inactive			2	7	3.5	4	0					
09/14	at Minnesota			Inactive			0	0	0.0	0	0					
09/21	Oakland			Inactive			1	7	7.0	7	0					
09/29	at Kansas City	3	15	5.0	11	0	0	0	0.0	0	0					
10/05	Cincinnati			Inactive			0	0	0.0	0	0					
10/12	at Buffalo			Inactive			1	6	6.0	6	0					
10/16	N.Y. Jets			Inactive			Placed on I.R. (10/16/14)									
10/26	Chicago	0	0	0.0	0	0										
11/02	Denver			Inactive												
11/16	at Indianapolis			Inactive								Signed (11/20/14)				
11/23	Detroit			Inactive								0	0	0.0	0	0
11/30	at Green Bay			Inactive								0	0	0.0	0	0
12/07	at San Diego			Inactive								2	11	5.5	11	0
12/14	Miami			Inactive								2	7	3.5	5	0
12/21	at N.Y. Jets			Inactive								Inactive				
12/28	Buffalo	2	8	4.0	5	0						0	0	0.0	0	0
<b>Regular Season Totals</b>		<b>5</b>	<b>23</b>	<b>4.6</b>	<b>11</b>	<b>0</b>	<b>4</b>	<b>20</b>	<b>5.0</b>	<b>7</b>	<b>0</b>	<b>4</b>	<b>18</b>	<b>4.5</b>	<b>11</b>	<b>0</b>

Date	Opponent	M. HOOMANAWANUI					AARON DOBSON					BRANDON BOLDEN				
		No	Yds	Avg	Lg	TD	No	Yds	Avg	Lg	TD	No	Yds	Avg	Lg	TD
09/07	at Miami	0	0	0.0	0	0			Inactive			1	4	4.0	4	0
09/14	at Minnesota	1	6	6.0	6	0	1	13	13.0	13	0	0	0	0.0	0	0
09/21	Oakland	0	0	0.0	0	0			Inactive			0	0	0.0	0	0
09/29	at Kansas City	0	0	0.0	0	0			Inactive			0	0	0.0	0	0
10/05	Cincinnati	0	0	0.0	0	0	1	16	16.0	16	0	0	0	0.0	0	0
10/12	at Buffalo	1	15	15.0	15	0	1	9	9.0	9	0	0	0	0.0	0	0
10/16	N.Y. Jets	0	0	0.0	0	0			Inactive			1	4	4.0	4	0
10/26	Chicago	0	0	0.0	0	0			Inactive			0	0	0.0	0	0
11/02	Denver	0	0	0.0	0	0			Inactive			0	0	0.0	0	0
11/16	at Indianapolis	0	0	0.0	0	0			Inactive			0	0	0.0	0	0
11/23	Detroit	0	0	0.0	0	0	0	0	0.0	0	0	0	0	0.0	0	0
11/30	at Green Bay	1	23	23.0	23	0			Placed on I.R. (12/6/14)							
12/07	at San Diego	0	0	0.0	0	0						0	0	0.0	0	0
12/14	Miami	0	0	0.0	0	0						0	0	0.0	0	0
12/21	at N.Y. Jets	0	0	0.0	0	0						0	0	0.0	0	0
12/28	Buffalo	0	0	0.0	0	0						0	0	0.0	0	0
<b>Regular Season Totals</b>		<b>3</b>	<b>44</b>	<b>14.7</b>	<b>23</b>	<b>0</b>	<b>3</b>	<b>38</b>	<b>12.7</b>	<b>16</b>	<b>0</b>	<b>2</b>	<b>8</b>	<b>4.0</b>	<b>4</b>	<b>0</b>

Date	Opponent	JONAS GRAY				
		No	Yds	Avg	Lg	TD
09/07	at Miami					
09/14	at Minnesota					
09/21	Oakland					
09/29	at Kansas City					
10/05	Cincinnati					
10/12	at Buffalo	Signed to 53-man roster from PS (10/16/14)				
10/16	N.Y. Jets	0	0	0.0	0	0
10/26	Chicago	0	0	0.0	0	0
11/02	Denver	0	0	0.0	0	0
11/16	at Indianapolis	0	0	0.0	0	0
11/23	Detroit	Did Not Play				
11/30	at Green Bay	0	0	0.0	0	0
12/07	at San Diego	0	0	0.0	0	0
12/14	Miami	1	7	7.0	7	0
12/21	at N.Y. Jets	0	0	0.0	0	0
12/28	Buffalo	Inactive				
<b>Regular Season Totals</b>		<b>1</b>	<b>7</b>	<b>7.0</b>	<b>7</b>	<b>0</b>

2014 SEASON

# 2014 GAME-BY-GAME STATISTICS

## DEFENSIVE STATISTICS

Tabulated from Coaching Grades

Date	Opponent	KYLE ARRINGTON										AKEEM AYERS										ALAN BRANCH																
		TT	UT	A	S	Yds	QH	Int	Yds	PD	FF	FR	SpT	TT	UT	A	S	Yds	QH	Int	Yds	PD	FF	FR	SpT	TT	UT	A	S	Yds	QH	Int	Yds	PD	FF	FR	SpT	
09/07	at Miami	1	1	0								1																										
09/14	at Minnesota	3	3	0	1.00.0				1			1																										
09/21	Oakland	0	0	0				1				1																										
09/29	at Kansas City	2	2	0																																		
10/05	Cincinnati	6	5	1				1				1																										
10/12	at Buffalo	3	2	1																																		
10/16	N.Y. Jets	3	0	0									Acquired via trade from Tennessee (10/22/14)										Signed as a free agent (10/29/14)															
10/26	Chicago	0	0	0									4	3	1	1.09.0	1																					
11/02	Denver	2	1	1				1					3	3	0	1.09.0	1							1	0	0	0											
11/16	at Indianapolis	3	2	1				1				1	1	1	0									2	1	1												
11/23	Detroit	4	3	1									2	1	1	1.011.01									2	0	2			1				1				
11/30	at Green Bay	5	5	0				1				1	1	1	0									1	1	0												
12/07	at San Diego	3	3	0									2	1	1			1	1	0	1			2	1	1												
12/14	Miami	1	1	0									1	1	0									0	0	0			1									
12/21	at N.Y. Jets				Inactive								0	0	0									4	2	2												
12/28	Buffalo				Did Not Play								1	1	0	1.06.0	1							3	1	2												
<b>Regular Season Totals</b>		<b>33</b>	<b>28</b>	<b>5</b>	<b>1.0</b>	<b>0.0</b>	<b>0</b>	<b>0</b>	<b>4</b>	<b>2</b>	<b>0</b>	<b>7</b>	<b>15</b>	<b>12</b>	<b>3</b>	<b>4.035.0</b>	<b>5</b>	<b>1</b>	<b>0</b>	<b>1</b>	<b>0</b>	<b>0</b>	<b>3</b>	<b>14</b>	<b>6</b>	<b>8</b>	<b>0.00.0</b>	<b>2</b>	<b>0</b>	<b>0</b>	<b>1</b>	<b>0</b>	<b>0</b>	<b>0</b>				

Date	Opponent	BRANDON BROWNER										MICHAEL BUCHANAN										MALCOLM BUTLER																
		TT	UT	A	S	Yds	QH	Int	Yds	PD	FF	FR	SpT	TT	UT	A	S	Yds	QH	Int	Yds	PD	FF	FR	SpT	TT	UT	A	S	Yds	QH	Int	Yds	PD	FF	FR	SpT	
09/07	at Miami				Did Not Play											Inactive								2	2	0												
09/14	at Minnesota				Did Not Play											Inactive								1	1	0							1					
09/21	Oakland				Did Not Play								0	0	0									0	0	0												
09/29	at Kansas City				Did Not Play								0	0	0									1	1	0												
10/05	Cincinnati				Did Not Play								1	0	1								1				Inactive											
10/12	at Buffalo				Did Not Play								Placed on Injured Reserve (10/17/14)										Did Not Play															
10/16	N.Y. Jets	0	0	0	Inactive											Inactive								0	0	0									2			
10/26	Chicago	3	3	0					1															4	4	0							1					
11/02	Denver	2	1	1				1	30	1														0	0	0												
11/16	at Indianapolis	3	2	1																				0	0	0												
11/23	Detroit	3	3	0					2																		Inactive											
11/30	at Green Bay	2	2	0					1																		Inactive											
12/07	at San Diego	4	3	1																				0	0	0												
12/14	Miami	5	5	0																				2	2	0												
12/21	at N.Y. Jets	4	3	1					2	1														0	0	0												
12/28	Buffalo				Inactive																			4	3	1											1	
<b>Regular Season Totals</b>		<b>26</b>	<b>22</b>	<b>4</b>	<b>0.0</b>	<b>0.0</b>	<b>0</b>	<b>1</b>	<b>32</b>	<b>6</b>	<b>0</b>	<b>0</b>	<b>1</b>	<b>0</b>	<b>1</b>	<b>0.00.0</b>	<b>0</b>	<b>0</b>	<b>0</b>	<b>0</b>	<b>0</b>	<b>0</b>	<b>1</b>	<b>14</b>	<b>13</b>	<b>1</b>	<b>0.00.0</b>	<b>0</b>	<b>0</b>	<b>0</b>	<b>4</b>	<b>0</b>	<b>0</b>	<b>1</b>				

Date	Opponent	JONATHAN CASILLAS										PATRICK CHUNG										JAMIE COLLINS																
		TT	UT	A	S	Yds	QH	Int	Yds	PD	FF	FR	SpT	TT	UT	A	S	Yds	QH	Int	Yds	PD	FF	FR	SpT	TT	UT	A	S	Yds	QH	Int	Yds	PD	FF	FR	SpT	
09/07	at Miami												8	4	4									8	6	2					1	1		1				
09/14	at Minnesota												3	2	1									Inactive														
09/21	Oakland												2	1	1					1				4	2	2												
09/29	at Kansas City												2	2	0									7	7	0												
10/05	Cincinnati												6	4	2									3	3	0										1		
10/12	at Buffalo												9	5	4									4	2	2			1	1	0	1						
10/16	N.Y. Jets												8	4	4			1						13	7	6												
10/26	Chicago				Acquired via trade from Tampa Bay (10/28/14)										6	3	3									10	7	3										
11/02	Denver	0	0	0								3	8	6	2								3	10	9	1									1			
11/16	at Indianapolis	2	2	0				1					2	1	1									8	3	5												
11/23	Detroit	3	3	0								1	6	4	2					1				2	1	1			1									
11/30	at Green Bay	1	1	0								1	11	8	3									13	7	6	1.06.0	1						1				
12/07	at San Diego	5	4	1					1				1	1	0									9	8	1	2.018.02											
12/14	Miami	2	1	1									10	5	5				1	10	2			5	4	1			1									
12/21	at N.Y. Jets	0	0	0									5	3	2									8	5	3				1	0	1						
12/28	Buffalo	8	7	1									2	1	1									5	3	2	1.06.0	1					1	1				
<b>Regular Season Totals</b>		<b>21</b>	<b>18</b>	<b>3</b>	<b>0.0</b>	<b>0.0</b>	<b>1</b>	<b>0</b>	<b>0</b>	<b>0</b>	<b>1</b>	<b>0</b>	<b>89</b>	<b>54</b>	<b>35</b>	<b>0.00.0</b>	<b>1</b>	<b>1</b>	<b>10</b>	<b>7</b>	<b>0</b>	<b>0</b>	<b>0</b>	<b>109</b>	<b>74</b>	<b>35</b>	<b>4.030.0</b>	<b>7</b>	<b>2</b>	<b>0</b>	<b>3</b>	<b>4</b>	<b>2</b>	<b>1</b>				

2014 SEASON



# 2014 GAME-BY-GAME STATISTICS

## DEFENSIVE STATISTICS

Tabulated from Coaching Grades

Date	Opponent	ALFONZO DENNARD										DOMINIQUE EASLEY										NATE EBNER															
		TT	UT	A	S	Yds	QH	Int	Yds	PD	FF	FR	SpT	TT	UT	A	S	Yds	QH	Int	Yds	PD	FF	FR	SpT	TT	UT	A	S	Yds	QH	Int	Yds	PD	FF	FR	SpT
09/07	at Miami	2	2	0			1	0	1				1	1	0										0	0	0									2	
09/14	at Minnesota						Inactive						0	0	0			1	0	1					0	0	0									2	
09/21	Oakland						Inactive						0	0	0										2	2	0									1	
09/29	at Kansas City						Inactive						2	2	0										0	0	0									2	
10/05	Cincinnati	3	2	1									1	0	1																						
10/12	at Buffalo	5	5	0																Inactive																	
10/16	N.Y. Jets	5	4	1									0	0	0																						
10/26	Chicago						Inactive						3	1	2			1.04	0	1																	
11/02	Denver						Inactive						1	1	0										0	0	0										
11/16	at Indianapolis						Inactive						1	1	0				1						0	0	0										
11/23	Detroit	0	0	0									0	0	0					Inactive					1	1	0									1	
11/30	at Green Bay	0	0	0									0	0	0										0	0	0									1	
12/07	at San Diego						Inactive						0	0	0				1						1	1	0									1	
12/14	Miami						Inactive													Inactive					0	0	0									1	
12/21	at N.Y. Jets						Inactive																		0	0	0										
12/28	Buffalo	Placed on Injured Reserve (12/27/14)											Placed on Injured Reserve (12/17/14)											0	0	0											
Regular Season Totals		15	13	2	0.0	0.0	0	1	0	1	0	0	0	9	6	3	1.04	0	3	1	0	1	0	0	0	4	4	0	0.00	0	0	0	0	0	0	0	11

Date	Opponent	DARIUS FLEMING										DURON HARMON										DONT'A HIGHTOWER															
		TT	UT	A	S	Yds	QH	Int	Yds	PD	FF	FR	SpT	TT	UT	A	S	Yds	QH	Int	Yds	PD	FF	FR	SpT	TT	UT	A	S	Yds	QH	Int	Yds	PD	FF	FR	SpT
09/07	at Miami						Inactive						1	0	1										2	1	1				1						
09/14	at Minnesota	Released (9/13/14); Signed to Practice Squad (9/16/14)											1	0	1										8	8	2	2.02	0.2				1				
09/21	Oakland												0	0	0										8	6	2				1						
09/29	at Kansas City												2	2	0										4	4	0										
10/05	Cincinnati												0	0	0									1	1												
10/12	at Buffalo												3	2	1																						
10/16	N.Y. Jets												1	1	0																						
10/26	Chicago												1	1	0										13	9	4	1.01	0	1							
11/02	Denver												0	0	0										8	6	2	0.53	0								
11/16	at Indianapolis												0	0	0										6	6	0										
11/23	Detroit	Signed to the 53-man roster from the practice squad (11/29/14)											0	0	0										5	5	0			2			1				
11/30	at Green Bay	0	0	0									0	0	0										9	7	2				1						
12/07	at San Diego	0	0	0									1	1	0										10	4	6	1.09	0	1							
12/14	Miami	0	0	0									0	0	0				1	60	1				8	4	4	0.55	2					1			
12/21	at N.Y. Jets	0	0	0									1	1	0										11	9	2	1.01	0.01								
12/28	Buffalo	5	4	1									1	0	1																						
Regular Season Totals		5	4	1	0.0	0.0	0	0	0	0	0	0	0	12	8	4	0.00	0	1	60	1	0	1	1	1	92	69	23	6.05	0.5	12	0	0	2	1	0	0

Date	Opponent	CHANDLER JONES										CHRIS JONES										JEROD MAYO																
		TT	UT	A	S	Yds	QH	Int	Yds	PD	FF	FR	SpT	TT	UT	A	S	Yds	QH	Int	Yds	PD	FF	FR	SpT	TT	UT	A	S	Yds	QH	Int	Yds	PD	FF	FR	SpT	
09/07	at Miami	6	2	4																					9	8	1	1.09	0	1						1		
09/14	at Minnesota	8	6	2	2.07	0	3																		8	5	3				1							
09/21	Oakland	2	1	1						2			5	2	3										12	5	7											
09/29	at Kansas City	3	2	1	0.54	0	1						2	1	1	0.54	0	1							10	10	0											
10/05	Cincinnati	0	0	0									3	1	2	1.08	0	1							8	7	1											
10/12	at Buffalo	5	4	1	1.02	0	1			1	1		3	2	1										5	5	0											
10/16	N.Y. Jets	4	3	1	1.015	0	1						2	2	0			2							Placed on Injured Reserve (10/16/14)													
10/26	Chicago						Inactive						1	0	1																							
11/02	Denver						Inactive						0	0	0																							
11/16	at Indianapolis						Inactive						0	0	0																							
11/23	Detroit						Inactive						1	1	0																							
11/30	at Green Bay						Inactive						2	2	0	1.05	0	2																				
12/07	at San Diego						Inactive						3	2	1	0.50	1																					
12/14	Miami	7	4	3	1.521	5	2			1			1	1	0																							
12/21	at N.Y. Jets	3	2	1			2						1	1	0																							
12/28	Buffalo	5	3	2									2	2	0																							
Regular Season Totals		43	27	16	6.049	5	10	0	0	2	2	1	0	27	17	10	3.017	5	7	0	0	0	0	0	0	52	40	12	1.09	0	2	0	0	0	0	0	1	0

2014 SEASON

# 2014 GAME-BY-GAME STATISTICS

## DEFENSIVE STATISTICS

Tabulated from Coaching Grades

Date	Opponent	DEVIN MCCOURTY											ZACH MOORE											ROB NINKOVICH																
		TT	UT	A	S	Yds	QH	Int	Yds	PD	FF	FR	SpT	TT	UT	A	S	Yds	QH	Int	Yds	PD	FF	FR	SpT	TT	UT	A	S	Yds	QH	Int	Yds	PD	FF	FR	SpT			
09/07	at Miami	7	4	3								1	0	0	0									3	3	0												1		
09/14	at Minnesota	1	0	1			1	60	1								Inactive								3	3	0	1,010.0	2											
09/21	Oakland	3	3	0													Inactive								4	2	2		1											
09/29	at Kansas City	5	4	1								1					Inactive								2	2	0													
10/05	Cincinnati	1	0	1								1					Inactive								3	2	1													
10/12	at Buffalo	6	5	1					1					0	0	0							1	6	4	2	3,019.0	4												
10/16	N.Y. Jets	3	3	0										1	0	1								4	4	0														
10/26	Chicago	3	2	1										2	0	2	0.52.5						1	1	1	0											1			
11/02	Denver	3	2	1													Inactive							4	3	1			1	1	11	1								
11/16	at Indianapolis	3	3	0			1	10	1					0	0	0								4	3	1	1,00.0	2												
11/23	Detroit	7	6	1										1	0	1								3	2	1	1,09.0	2												
11/30	at Green Bay	9	8	1					0	0	0												5	5	0															
12/07	at San Diego	4	4	0								1					Did Not Play							5	5	0	1,07.0	1												
12/14	Miami	5	3	2								1					Inactive							3	3	0	1,09.0	3							1					
12/21	at N.Y. Jets	8	5	3													Did Not Play							3	2	1														
12/28	Buffalo	4	2	2										0	0	0								3	1	2														
<b>Regular Season Totals</b>		<b>72</b>	<b>54</b>	<b>18</b>	<b>0.0</b>	<b>0</b>	<b>2</b>	<b>70</b>	<b>6</b>	<b>1</b>	<b>0</b>	<b>2</b>	<b>4</b>	<b>0</b>	<b>4</b>	<b>0.525</b>	<b>0</b>	<b>0</b>	<b>0</b>	<b>0</b>	<b>0</b>	<b>1</b>	<b>1</b>	<b>0</b>	<b>56</b>	<b>45</b>	<b>11</b>	<b>8,054.0</b>	<b>16</b>	<b>1</b>	<b>11</b>	<b>2</b>	<b>0</b>	<b>1</b>	<b>1</b>					

Date	Opponent	DARRELLE REVIS											LOGAN RYAN											SEALVER SILIGA															
		TT	UT	A	S	Yds	QH	Int	Yds	PD	FF	FR	SpT	TT	UT	A	S	Yds	QH	Int	Yds	PD	FF	FR	SpT	TT	UT	A	S	Yds	QH	Int	Yds	PD	FF	FR	SpT		
09/07	at Miami	2	1	1						2		1	1	1	0									5	4	1													
09/14	at Minnesota	4	3	1			1	0	1					2	2	0			1	0	2			1	3	0	3												
09/21	Oakland	3	2	1										4	3	1						1			0	0	0	0											
09/29	at Kansas City	5	4	1										2	2	0									0				Placed on Injured Reserve DFR (9/27/14)										
10/05	Cincinnati	5	4	1								1		1	1	0									3														
10/12	at Buffalo	4	4	0										0	0	0																							
10/16	N.Y. Jets	2	1	1					1					4	2	2																							
10/26	Chicago	4	4	0			1	0	2					4	3	1																							
11/02	Denver	5	5	0								1		0	0	0									1														
11/16	at Indianapolis	3	2	1					2					3	2	1						2																	
11/23	Detroit	2	2	0					4					1	0	1				1	0	1																	
11/30	at Green Bay	1	1	0					1					3	2	1										Activated from Injured Reserve DFR (12/6/14)													
12/07	at San Diego	3	3	0										0	0	0							1	3	3	0	0.50.5	1											
12/14	Miami	2	2	0										2	2	0								6	2	4	1,02.0	1											
12/21	at N.Y. Jets	4	3	1										4	2	2							1	5	2	3	1,09.0	2											
12/28	Buffalo	0	0	0										5	2	3								5	4	1													
<b>Regular Season Totals</b>		<b>49</b>	<b>41</b>	<b>8</b>	<b>0.0</b>	<b>0</b>	<b>2</b>	<b>0</b>	<b>2</b>	<b>14</b>	<b>1</b>	<b>1</b>	<b>0</b>	<b>36</b>	<b>24</b>	<b>12</b>	<b>0.00</b>	<b>0</b>	<b>2</b>	<b>0</b>	<b>6</b>	<b>0</b>	<b>0</b>	<b>8</b>	<b>27</b>	<b>15</b>	<b>12</b>	<b>2,511.5</b>	<b>4</b>	<b>0</b>	<b>0</b>	<b>0</b>	<b>0</b>	<b>0</b>	<b>0</b>				

Date	Opponent	DEONTAE SKINNER											JOE VELLANO											CASEY WALKER														
		TT	UT	A	S	Yds	QH	Int	Yds	PD	FF	FR	SpT	TT	UT	A	S	Yds	QH	Int	Yds	PD	FF	FR	SpT	TT	UT	A	S	Yds	QH	Int	Yds	PD	FF	FR	SpT	
09/07	at Miami	Signed to the 53-man roster from the practice squad (9/13/14)											2	1	1																							
09/14	at Minnesota	1											0	0	0																							
09/21	Oakland	0											0	0	0																							
09/29	at Kansas City	0											0	0	0																							
10/05	Cincinnati	1											1	1	0	1.04.0	1																					
10/12	at Buffalo	1											0	0	0																							
10/16	N.Y. Jets	5											2	3	1	0.10.0	1																					
10/26	Chicago	1											0	1	1																							
11/02	Denver	2											1	1	1																							
11/16	at Indianapolis	Released (10/29/14); Signed to Practice Squad (10/31/14)																																				
11/23	Detroit	Released (11/22/14); Signed to the Practice Squad (11/22/14)																																				
11/30	at Green Bay																																					
12/07	at San Diego																																					
12/14	Miami																																					
12/21	at N.Y. Jets																																					
12/28	Buffalo																																					
<b>Regular Season Totals</b>		<b>10</b>	<b>3</b>	<b>7</b>	<b>1.0</b>	<b>0.0</b>	<b>1</b>	<b>0</b>	<b>0</b>	<b>0</b>	<b>0</b>	<b>0</b>	<b>4</b>	<b>6</b>	<b>5</b>	<b>1</b>	<b>1.04</b>	<b>1</b>	<b>0</b>	<b>0</b>	<b>0</b>	<b>0</b>	<b>0</b>	<b>0</b>	<b>10</b>	<b>8</b>	<b>2</b>	<b>1.05</b>	<b>1</b>	<b>0</b>	<b>0</b>	<b>0</b>	<b>0</b>	<b>0</b>	<b>0</b>	<b>0</b>		

2014 SEASON



# 2014 GAME-BY-GAME STATISTICS

## DEFENSIVE STATISTICS

Tabulated from Coaching Grades

Date	Opponent	CHRIS WHITE													VINCE WILFORK													TAVON WILSON												
		TT	UT	A	S	Yds	QH	Int	Yds	PD	FF	FR	SpT	TT	UT	A	S	Yds	QH	Int	Yds	PD	FF	FR	SpT	TT	UT	A	S	Yds	QH	Int	Yds	PD	FF	FR	SpT			
09/07	at Miami	0	0	0								1	3	3	0									3	3	0												1		
09/14	at Minnesota	0	0	0									2	0	2									0	0	0												1		
09/21	Oakland	0	0	0									3	2	1			1	1	1					1	1	0												1	
09/29	at Kansas City	0	0	0									5	5	0										1	1	0								1					
10/05	Cincinnati	0	0	0								3	1	0	1										0	0	0											1		
10/12	at Buffalo	0	0	0								2	0	0	0										1	1	0													
10/16	N.Y. Jets	0	0	0									5	3	2										2	2	0											2		
10/26	Chicago	0	0	0								1	1	0	1										3	2	1							1						
11/02	Denver	0	0	0								1	2	1	1										0	0	0													
11/16	at Indianapolis	0	0	0								1	3	1	2										0	0	0													
11/23	Detroit	0	0	0									5	2	3										0	0	0													
11/30	at Green Bay												2	1	1			1							0	0	0				1									
12/07	at San Diego												1	1	0										2	2	0													
12/14	Miami												5	5	0					1					0	0	0													
12/21	at N.Y. Jets	0	0	0									8	3	5										2	2	0													
12/28	Buffalo	0	0	0									1	0	1										5	3	2													
<b>Regular Season Totals</b>		0	0	0	0	0	0	0	0	0	0	9	47	27	20	0	0	0	0	0	1	1	1	2	0	0	0	0	0	0	0	0	0	0	0	0	0	6		

### MISC. OFFENSIVE STATS:

	Tkl	Ast	FF	FR
Tom Brady	1	0	0	0
Jordan Devey	1	0	0	0
Dan Connolly	0	1	0	0
Julian Edelman	4	0	0	0
Brandon LaFell	1	0	0	0
Nate Solder	1	0	0	0
Bryan Stork	0	1	0	0
Brian Tyms	1	0	0	0
Shane Vereen	1	0	0	0
<b>Totals</b>	<b>10</b>	<b>2</b>	<b>0</b>	<b>0</b>

2014 SEASON



# 2014 GAME-BY-GAME STATISTICS

## ADDITIONAL SPECIAL TEAMS TACKLES

Date	Opp.	B. Bolden TT-UT-A	S. Gostkowski TT-UT-A	J. Gray TT-UT-A	D. Jones TT-UT-A	B. LaFell TT-UT-A	M. Slater TT-UT-A	B. Tymes TT-UT-A
09/07 at MIA		0-0-0	0-0-0		2-2-0	0-0-0	0-0-0	Did Not Play
09/14 at MIN		0-0-0	0-0-0		1-1-0	1-1-0	0-0-0	Did Not Play
09/21 OAK		0-0-0	0-0-0		Inactive	0-0-0	3-2-1	Did Not Play
09/29 at KC		0-0-0	0-0-0		0-0-0	0-0-0	3-2-1	Did Not Play
10/05 CIN		2-2-0	0-0-0		1-1-0	0-0-0	2-2-0	Did Not Play
10/12 at BUF		0-0-0	0-0-0	Signed to 53-man roster (10/16)	0-0-0	0-0-0	0-0-0	0-0-0
10/16 NYJ		0-0-0	1-0-1	0-0-0	2-2-0	0-0-0	0-0-0	0-0-0
10/26 CHI		2-1-1	0-0-0	0-0-0	1-1-0	0-0-0	1-0-1	0-0-0
11/02 DEN		1-1-0	0-0-0	0-0-0	0-0-0	0-0-0	0-0-0	0-0-0
11/16 at IND		0-0-0	0-0-0	0-0-0	Inactive	0-0-0	0-0-0	0-0-0
11/23 DET		0-0-0	0-0-0	Did Not Play	1-0-1	0-0-0	1-1-0	0-0-0
11/30 at GB		0-0-0	0-0-0	0-0-0	Released (11/28/14)	0-0-0	1-1-0	0-0-0
12/07 at SD		0-0-0	0-0-0	0-0-0		0-0-0	1-1-0	1-1-0
12/14 MIA		0-0-0	0-0-0	1-1-0		0-0-0	0-0-0	0-0-0
12/21 at NYJ		0-0-0	0-0-0	0-0-0		0-0-0	1-1-0	0-0-0
12/28 BUF		1-1-0	1-1-0	Inactive		0-0-0	1-1-0	0-0-0
<b>2014 Totals</b>		<b>6-5-1</b>	<b>2-1-1</b>	<b>1-1-0</b>	<b>8-7-1</b>	<b>1-1-0</b>	<b>14-11-3</b>	<b>1-1-0</b>

## 2014 KICKING TOTALS

Date	Opponent	2014 KICKING TOTALS STEPHEN GOSTKOWSKI					2014 PUNTING TOTALS RYAN ALLEN								
		XP	FG	FGA	Blk	FG Pct.	No.	Yds	Avg	Net	TB	In 20	Lg	B	
09/07 at Miami		2-2	100%	2-2	0	100%	8	5	241	48.2	36.2	0	2	63	1
09/14 at Minnesota		3-3	100%	3-3	0	100%	12	5	211	42.2	40.0	0	4	59	0
09/21 Oakland		1-1	100%	3-3	0	100%	10	5	240	48.0	40.8	0	2	58	0
09/29 at Kansas City		2-2	100%	0-0	0	N/A	2	6	293	48.8	45.0	1	2	59	0
10/05 Cincinnati		4-4	100%	5-5	0	100%	19	3	121	40.3	40.3	0	0	46	0
10/12 at Buffalo		4-4	100%	3-4	0	75%	13	4	186	46.5	39.4	1	0	54	0
10/16 N.Y. Jets		3-3	100%	2-2	0	100%	9	5	232	46.4	44.8	0	2	55	0
10/26 Chicago		6-6	100%	3-3	0	100%	15	1	46	46.0	36.0	0	0	46	0
11/02 Denver		4-4	100%	3-3	0	100%	13	5	223	44.6	34.8	2	1	67	0
11/16 at Indianapolis		6-6	100%	0-0	0	N/A	6	1	59	59.0	39.0	1	0	59	0
11/23 Detroit		4-4	100%	2-2	0	100%	10	5	238	47.6	46.6	0	1	66	0
11/30 at Green Bay		3-3	100%	0-1	0	0%	3	4	144	36.0	36.0	0	2	37	0
12/07 at San Diego		2-2	100%	3-3	0	100%	11	5	247	49.4	44.0	1	4	60	0
12/14 Miami		5-5	100%	2-2	0	100%	11	3	142	47.3	48.0	0	2	58	0
12/21 at N.Y. Jets		2-2	100%	1-1	0	100%	5	5	263	52.6	45.6	0	2	58	0
12/28 Buffalo		0-0	N/A	3-3	0	100%	9	4	174	43.5	38.0	0	1	51	0
<b>Regular Season Totals</b>		<b>51-51</b>	<b>100%</b>	<b>35-37</b>	<b>0</b>	<b>94.6%</b>	<b>156</b>	<b>66</b>	<b>3060</b>	<b>46.4</b>	<b>39.9</b>	<b>6</b>	<b>25</b>	<b>67</b>	<b>1</b>

## KICK RETURNS

## PUNT RETURNS

Date	Opp.	DANNY AMENDOLA					PATRICK CHUNG				JULIAN EDELMAN					DANNY AMENDOLA							
		KR	Yds	Avg	LG	TD	KR	Yds	Avg	LG	TD	PR	FC	Yds	Avg	LG	TD	PR	FC	Yds	Avg	LG	TD
09/07 at MIA		0	0	0.0	0	0	2	50	25.0	30	0	2	0	15	7.5	13	0	0	0	0	0.0	0	0
09/14 at MIN		0	0	0.0	0	0	0	0	0.0	0	0	4	1	66	16.5	34	0	0	0	0	0.0	0	0
09/21 OAK		0	0	0.0	0	0	0	0	0.0	0	0	1	2	7	7.0	7	0	0	0	0	0.0	0	0
09/29 at KC		0	0	0.0	0	0	2	45	22.5	26	0	2	1	10	5.0	10	0	0	0	0	0.0	0	0
10/05 CIN		0	0	0.0	0	0	1	16	16.0	16	0	3	0	12	4.0	6	0	0	0	0	0.0	0	0
10/12 at BUF		0	0	0.0	0	0	2	29	14.5	21	0	3	0	12	4.0	7	0	0	0	0	0.0	0	0
10/16 NYJ		4	105	26.3	31	0	0	0	0.0	0	0	1	1	3	3.0	3	0	0	0	0	0.0	0	0
10/26 CHI		0	0	0.0	0	0	1	0	0.0	0	0	1	0	42	42.0	42	0	2	0	15	7.5	11	0
11/02 DEN		1	22	22.0	22	0	0	0	0.0	0	0	1	0	84	84.0	84	1	0	2	0	0.0	0	0
11/16 at IND		1	21	21.0	21	0	0	0	0.0	0	0	0	0	0	0.0	0	0	3	0	6	2.0	6	0
11/23 DET		1	81	81.0	81	0	0	0	0.0	0	0	2	0	11	5.5	6	0	2	0	4	2.0	4	0
11/30 at GB		4	76	19.0	28	0	0	0	0.0	0	0	0	0	0	0.0	0	0	1	0	3	3.0	3	0
12/07 at SD		2	43	21.5	22	0	0	0	0.0	0	0	3	0	20	6.7	16	0	1	2	0	0.0	0	0
12/14 MIA		2	43	21.5	24	0	0	0	0.0	0	0	2	1	17	8.5	12	0	1	0	13	13.0	13	0
12/21 at NYJ		5	91	18.2	23	0	0	0	0.0	0	0						3	0	63	21.0	39	0	
12/28 BUF		0	0	0.0	0	0	0	0	0.0	0	0						3	1	28	9.3	26	0	
<b>2014 Totals</b>		<b>20</b>	<b>482</b>	<b>24.1</b>	<b>81</b>	<b>0</b>	<b>7</b>	<b>140</b>	<b>20.0</b>	<b>30</b>	<b>0</b>	<b>25</b>	<b>6</b>	<b>299</b>	<b>12.0</b>	<b>84</b>	<b>1</b>	<b>16</b>	<b>5</b>	<b>132</b>	<b>8.3</b>	<b>39</b>	<b>0</b>

### Miscellaneous Special Teams Stats:

K. Arrington: 1 fumble recovery returned 9 yards for TD vs. CIN (10/5/14), 1 fumble recovery returned 62 yards for TD vs. MIA (12/14/14); B. Bolden: 1 forced fumble vs. CIN (10/5/14); 1 blocked punt at SD (12/7/14), J. Collins: 1 blocked field goal vs. MIA (12/14/14); Cha. Jones: 1 blocked field & return for TD at MIN (9/14/14). B. LaFell: 1 kickoff return for 0 yards vs. MIA (12/14/14); V. Wilfork: 1 blocked field goal at NYJ (12/21/14).

**Miscellaneous Kickoff Returns:**  
M. Slater - 2 returns for 44 YDS; D. McCourty - 1 Return for 27 yards.

# 2014 HONORS AND AWARDS

## P Ryan Allen

- AFC Special Teams Player of the Week  
(Week 14 at San Diego)

## QB Tom Brady

- AFC Offensive Player of the Month (October)
- Pro Bowl

## WR Julian Edelman

- AFC Special Teams Player of the Week  
(Week 9 vs. Denver)

## K Stephen Gostkowski

- Pro Bowl

## RB Jonas Gray

- AFC Offensive Player of the Week  
(Week 11 at Indianapolis)

## TE Rob Gronkowski

- Pro Bowl

## DE Chandler Jones

- AFC Defensive Player of the Week  
(Week 2 at Minnesota)

## DL Chris Jones

- AFC Special Teams Player of the Week  
(Week 7 vs. N.Y. Jets)

## CB Darrelle Revis

- Pro Bowl

## WR Matthew Slater

- Pro Bowl

## 2015 PRO BOWL

Five members of the New England Patriots were selected to the NFL Pro Bowl squad. Quarterback Tom Brady, K Stephen Gostkowski, TE Rob Gronkowski, WR Matthew Slater (special teams) and CB Darrelle Revis were selected to represent the New England Patriots in the 2015 Pro Bowl on Jan. 25, 2015, at University of Phoenix Stadium in Glendale, Ariz.

It was the 10th Pro Bowl selection for Brady (2001, 2004, 2005, 2007, 2009, 2010, 2011, 2012 and 2013) and sixth for Darrelle Revis

Additionally, Matthew Slater earned his fourth consecutive Pro Bowl invitation while Gostkowski was selected for the third time and Gronkowski for the second time in his career.

# 2014 TELEVISION RATINGS

## PATRIOTS 2014 RATINGS IN BOSTON TV MARKET

Date	Opp.	Net.	Boston TV	HH Rat.	HH Share
Sept. 7	at MIA	CBS	(WBZ)	31.2	65
Sept. 14	at MIN	CBS	(WBZ)	30.7	65
Sept. 21	vs. OAK	CBS	(WBZ)	33.0	66
Sept. 29	at KC	ESPN	(WCVB)	29.2	45
Oct. 5	vs. CIN	NBC	(WHDH)	35.6	55
Oct. 12	at BUF	FOX	(WFXT)	28.4	67
Oct. 16	vs. NYJ	NFLN	(WBZ)	36.2	55
Oct. 26	vs. CHI	FOX	(WFXT)	34.0	68
Nov. 2	vs. DEN	CBS	(WBZ)	47.2	69
Nov. 16	at IND	NBC	(WHDH)	40.0	58
Nov. 23	vs. DET	FOX	(WFXT)	35.6	70
Nov. 30	at GB	CBS	(WBZ)	43.6	66
Dec. 7	at SD	NBC	(WHDH)	41.1	63
Dec. 14	vs. MIA	CBS	(WBZ)	38.6	72
Dec. 21	at NYJ	CBS	(WBZ)	35.8	68
Dec. 28	vs. BUF	CBS	(WBZ)	31.8	62
<b>AVERAGE</b>				<b>35.8</b>	<b>63.4</b>

\*Each ratings point represents one percent of the 2.4 million homes in the Boston TV market. Share represents the percentage of televisions that are tuned in to a program as a proportion of all of the televisions that are turned on at a given time.

# 2014 PLAYER PARTICIPATION CHART

2014 SEASON

Player Name	GP/GS/DNP/IN/A	Date															
		09/07	09/14	09/21	09/29	10/05	10/12	10/16	10/25	11/02	11/16	11/23	12/03	12/07	12/14	12/21	12/28
Aiken, Danny	15/0/0/1	sub	sub	sub	sub	sub	sub	sub	sub	sub	sub	sub	X	sub	sub	sub	sub
Allen, Ryan	16/0/0/0	sub	sub	sub	sub	sub	sub	sub	sub	sub	sub	sub	sub	sub	sub	sub	sub
Amendola, Danny	16/4/0/0	sub	sub	sub	WR	sub	sub	sub	WR	sub	sub	sub	sub	sub	sub	WR	WR
Arrington, Kyle	14/4/1/1	sub	sub	sub	sub	sub	sub	sub	sub	sub	DB	RCB	DB	sub	X	sub	dnp
Ayers, Akeem	9/4/0/0										sub	sub	sub	sub	sub	sub	sub
Barker, Chris	1/0/0/1	PS						sub	X	PS							
Blount, LeGarrette	5/1/0/1												sub	sub	RB	sub	X
Bolden, Brandon	16/2/0/0	sub	sub	sub	sub	sub	sub	sub	sub	sub	sub	sub	sub	RB	sub	sub	sub
Boyce, Josh	1/0/0/0	PS															sub
Brady, Tom	16/16/0/0	QB	QB	QB	QB	QB	QB	QB	QB	QB	QB	QB	QB	QB	QB	QB	QB
Branch, Alan	8/2/0/0																sub
Browner, Brandon	9/9/5/2	dnp	dnp	dnp	dnp	dnp	X	RCB	RCB	RCB	RCB	DB	RCB	RCB	RCB	RCB	X
Buchanan, Michael	3/0/0/2	X	X	sub	sub	sub	sub	Injured Reserve									sub
Butler, Malcolm	11/1/1/4	sub	sub	sub	sub	X	dnp	X	sub	sub	sub	sub	X	X	sub	DB	sub
Cannon, Marcus	16/4/0/0	LG	LG	LG	sub	sub	sub	sub	sub	sub	sub	sub	sub	sub	sub	sub	sub
Casillas, Jonathan	8/3/0/0																sub
Chung, Patrick	16/15/0/0	S	S	S	S	S	S	S	S	S	S	S	S	S	S	S	S
Collins, Jamie	15/15/0/1	LB	X	LB	LB	LB	LB	LB	LB	LB	LB	LB	LB	LB	LB	LB	LB
Connolly, Dan	13/13/0/3	C	C	C	LG	LG	LG	X	LG	LG	LG	LG	LG	LG	LG	LG	X
Davis, Ja'Gared	3/0/0/0	PS						sub	sub	sub	sub						
Dennard, Alfonzo	6/4/0/9	RCB	X	X	X	RCB	RCB	DB	X	X	X	sub	sub	sub	X	X	IR
Develin, James	16/4/0/0	FB	sub	FB	sub	FB	sub	FB	sub	sub	sub	sub	sub	sub	sub	sub	sub
Devey, Jordan	7/4/0/9	RG	RG	RG	X	sub	sub	LG	X	X	X	X	X	X	X	X	sub
Dobson, Aaron	4/1/0/8	X	WR	X	X	sub	sub	X	X	X	X	X	sub	IR			
Easley, Dominique	11/2/0/3	sub	sub	sub	sub	RE	X	sub	RE	sub	sub	sub	X				Injured Reserve
Ebner, Nate	12/0/0/4	sub	sub	sub	sub	X	X	X	X	sub	sub	sub	sub	sub	sub	sub	sub
Edelman, Julian	14/13/0/2	WR	WR	WR	WR	WR	WR	WR	WR	WR	WR	WR	WR	WR	WR	X	X
Fleming, Cameron	7/2/0/9	sub	TE	sub	TE	X	X	X	X	sub	sub	sub	X	X	X	X	sub
Fleming, Darius	5/0/0/1	X		PS													sub
Garoppolo, Jimmy	6/0/10/0	dnp	dnp	dnp	dnp	dnp	dnp	sub	dnp	sub	dnp	dnp	dnp	dnp	dnp	dnp	dnp
Gostkowski, Stephen	16/0/0/0	sub	sub	sub	sub	sub	sub	sub	sub	sub	sub	sub	sub	sub	sub	sub	sub
Gray, Jonas	8/3/1/1	PS															sub
Gronkowski, Rob	15/10/0/1	sub	sub	TE	TE	sub	TE	sub	sub	TE	TE	TE	TE	TE	TE	TE	X
Harmon, Duron	16/0/0/0	sub	sub	sub	sub	sub	sub	sub	sub	sub	sub	sub	sub	sub	sub	sub	sub
Hightower, Dont'a	12/12/0/4	LB	LB	LB	LB	X	X	LB	LB	LB	LB	LB	LB	X	LB	LB	X
Hoomanawanui, M.	16/12/0/0	TE	TE	sub	sub	TE	TE	TE	TE	TE	TE	sub	sub	TE	TE	TE	TE
Jones, Chandler	10/8/0/6	RE	RE	RE	RE	sub	RE	RE	X	X	X	X	X	X	sub	RE	RE
Jones, Chris	15/12/0/1	X	DT	sub	DT	DT	DT	DT	DT	RE	DT	RE	RE	RE	DT	sub	sub
Jones, Don	9/0/0/2	sub	sub	X	sub	sub	sub	sub	sub	sub	sub	X	sub				
LaFell, Brandon	16/13/0/0	sub	sub	WR	WR	WR	WR	WR	WR	WR	WR	WR	WR	WR	WR	WR	WR
Kilne, Josh	12/4/0/4	X	sub	X	X	X	RG	RG	sub	sub	sub	sub					WR
Maneri, Steve	1/0/1/0																LG
Mayo, Jerod	6/6/0/0	LB	LB	LB	LB	LB	LB	Injured Reserve									dnp
McCourty, Devin	16/16/0/0	S	S	S	S	S	S	S	S	S	S	S	S	S	S	S	S
Moore, Zach	8/1/2/6	sub	X	X	X	X	sub	sub	sub	X	RE	sub	sub	dnp	X	dnp	sub
Ninkovich, Rob	16/16/0/0	LE	LE	LE	LE	LE	LE	LE	LE	LE	LE	LE	LE	LE	LE	LE	LE
Revis, Darrelle	16/16/0/0	LCB	LCB	LCB	LCB	LCB	LCB	LCB	LCB	LCB	LCB	LCB	RCB	LCB	LCB	LCB	LCB
Ridley, Stevan	6/5/0/0	RB	RB	RB	sub	RB	RB	Injured Reserve									
Ryan, Logan	16/6/0/0	sub	RCB	RCB	RCB	sub	sub	sub	DB	sub	sub	sub	DB	sub	sub	sub	RCB
Siliga, Sealter	7/5/0/0	sub	DT	DT	Injured Reserve (DFR)									sub	RE	DT	DT
Skinner, Deontae	7/1/0/0	PS	sub	sub	sub	LB	sub	sub	sub	PS							
Slater, Matthew	16/0/0/0	sub	sub	sub	sub	sub	sub	sub	sub	sub	sub	sub	sub	sub	sub	sub	sub
Solder, Nate	16/16/0/0	LT	LT	LT	LT	LT	LT	LT	LT	LT	LT	LT	LT	LT	LT	LT	LT
Stork, Bryan	13/11/0/3	X	sub	sub	C	C	X	X	C	C	C	C	C	C	C	C	C
Thompkins, Kenbrell	2/1/0/2	WR	X	sub	X												
Tyms, Bryan	11/2/5/0	dnp	dnp	dnp	dnp	dnp	sub	sub	sub	sub	WR	sub	sub	sub	sub	sub	WR
Vellano, Joe	5/1/0/0	DT	sub	sub	sub	sub	PS										
Vereen, Shane	16/6/0/0	sub	sub	sub	RB	sub	sub	RB	RB	sub	sub	RB	RB	sub	RB	sub	sub
Vollmer, Sebastian	15/15/0/1	RT	RT	RT	RT	RT	RT	RT	RT	RT	RT	RT	RT	RT	RT	RT	X
Walker, Casey	5/1/0/2				X	sub	DT	sub	sub	sub	X	PS					
Wendell, Ryan	14/12/0/2	sub	X	X	sub	RG	C	C	RG	RG	RG	RG	RG	RG	RG	RG	RG
White, Chris	13/0/0/3	sub	sub	sub	sub	sub	sub	sub	sub	sub	sub	sub	X	X	X	X	sub
White, James	3/0/0/13	X	X	X	sub	X	X	X	sub	X	X	X	X	X	X	X	sub
Wilfork, Vince	16/16/0/0	DT	DT	DT	DT	DT	DT	DT	DT	DT	DT	DT	DT	DT	DT	DT	DT
Wilson, Tavon	16/0/0/0	sub	sub	sub	sub	sub	sub	sub	sub	sub	sub	sub	sub	sub	sub	sub	sub
Wright, Tim	16/2/0/0	sub	sub	sub	sub	sub	sub	sub	sub	sub	sub	TE	sub	WR	sub	sub	sub

X - inactive / CAPS - starters / sub - played / dnp - did not play / PS - Practice Squad

KEY:  Not on Tam

# 2014 TRANSACTIONS

## JANUARY, 2014

1/8/2014	Gray, Jonas	Signed to a future contract
1/20/2014	Cave, Braxton	Signed to a future contract
1/20/2014	Devey, Jordan	Signed to a future contract
1/20/2014	Dunn, Reggie	Signed to a future contract
1/20/2014	Mattes, R.J.	Signed to a future contract
1/20/2014	McGuffie, Sam	Signed to a future contract
1/20/2014	Orton, Greg	Signed to a future contract
1/20/2014	Reed, Taylor	Signed to a future contract
1/21/2014	Forstom, Marcus	Signed to a future contract

## FEBRUARY, 2014

2/28/2014	Gregory, Steve	Released
-----------	----------------	----------

## MARCH, 2014

3/10/2014	Grissom, Corry	Released
3/10/2014	McGuffie, Sam	Released
3/10/2014	Moe, TJ	Released
3/10/2014	Reed, Taylor	Released
3/12/2014	Hoomanawanui, Michael	Re-signed
3/12/2014	Sopoaga, Isaac	Released
3/12/2014	Zusevics, Markus	Released
3/15/2014	Browner, Brandon	Signed
3/17/2014	Revis, Darrelle	Signed
3/17/2014	LaFell, Brandon	Signed
3/18/2014	Edelman, Julian	Re-signed
3/19/2014	Hughlett, Charley	Signed
3/31/2014	Wendell, Ryan	Re-signed

## APRIL, 2014

4/3/2014	Chung, Patrick	Signed
4/4/2014	Wilson, Adrian	Released
4/24/2014	Hull, Josh	Signed

## MAY, 2014

5/5/2014	Smith, Will	Signed
5/8/2014	Easley, Dominique	Drafted
5/9/2014	Garoppolo, Jimmy	Drafted
5/10/2014	Stork, Bryan	Drafted
5/10/2014	White, James	Drafted
5/10/2014	Fleming, Cameron	Drafted
5/10/2014	Halapio, Jon	Drafted
5/10/2014	Moore, Zach	Drafted
5/10/2014	Thomas, Jemea	Drafted
5/10/2014	Gallon, Jeremy	Drafted
5/12/2014	Beck, Tyler	Signed
5/12/2014	Finch, Roy	Signed
5/12/2014	Gary, Shamiel	Signed
5/12/2014	Gordon, Cameron	Signed
5/12/2014	Hawkins, Travis	Signed
5/12/2014	Houston, Stephen	Signed
5/12/2014	Jones, Justin	Signed
5/12/2014	Skinner, Deontae	Signed
5/12/2014	Watson, Asa	Signed
5/15/2014	Beck, Tyler	Released
5/15/2014	Hughlett, Charley	Released
5/16/2014	Fleming, Cameron	Signed/Draft Choice
5/16/2014	Gallon, Jeremy	Signed/Draft Choice
5/16/2014	Moore, Zach	Signed/Draft Choice
5/16/2014	White, James	Signed/Draft Choice
5/16/2014	Deering, Jeremy	Signed
5/16/2014	Fleming, Darius	Signed
5/16/2014	Morris, James	Signed
5/16/2014	Ott, Tyler	Signed
5/19/2014	Halapio, Jon	Signed/Draft Choice
5/19/2014	Stork, Bryan	Signed/Draft Choice
5/19/2014	Thomas, Jemea	Signed/Draft Choice
5/19/2014	Butler, Malcolm	Signed
5/19/2014	Johnson, Derrick	Signed
5/19/2014	McCuller, Taylor	Signed
5/20/2014	Morris, James	Released
5/22/2014	Swanson, Daxton	Signed
5/22/2014	Tuipulotu, L.T.	Signed
5/22/2014	Deering, Jeremy	Released
5/22/2014	Orton, Greg	Released
5/27/2014	Van Hooser, Wilson	Signed
5/27/2014	Wiggins, Reese	Signed

## JUNE, 2014

6/2/2014	Garoppolo, Jimmy	Signed/Draft Choice
6/4/2014	Anderson, James	Signed
6/4/2014	Harrison, Mark	Released
6/9/2014	Auffray, Kyle	Signed
6/9/2014	Johnson, Derrick	Released
6/11/2014	Mattes, R.J.	Released
6/12/2014	Johnson, Jeremy	Signed
6/16/2014	Auffray, Kyle	Released
6/17/2014	Epenesa, Seali'i	Signed
6/19/2014	Dunn, Reggie	Released
6/23/2014	Easley, Dominique	Signed/Draft Choice
6/23/2014	Martin, Chris	Signed

## JULY, 2014

7/16/2014	Armstead, Armond	Reserve/Retired
7/17/2014	Johnson, Jeremy	Released
7/17/2014	Wiggins, Reese	Released
7/18/2014	Johnson, Derrick	Signed
7/18/2014	McDonald, Tyler	Signed
7/20/2014	Byham, Nate	Signed
7/21/2014	Manumaleuna, Eathyn	Signed
7/21/2014	Epenesa, Seali'i	Released
7/23/2014	Orton, Greg	Signed
7/23/2014	McDonald, Tyler	Signed
7/25/2014	Byham, Nate	Released
7/27/2014	Orton, Greg	Released
7/27/2014	Stanford, Cole	Signed
7/27/2014	Tyms, Brian	Signed
7/28/2014	Gaffney, Tyler	Claimed off Waivers (CAR)
7/28/2014	Hull, Josh	Released
7/28/2014	Orton, Greg	Placed on Reserve/Injured

## AUGUST, 2014

8/2/2014	Stanford, Cole	Released
8/3/2014	Morris, James	Signed
8/10/2014	Hartsock, Ben	Signed
8/10/2014	Maneri, Steve	Signed
8/10/2014	Miller, Terrence	Signed
8/10/2014	Houston, Stephen	Released
8/10/2014	Jones, Justin	Released
8/10/2014	Watson, Asa	Released
8/13/2014	Bass, Ben	Acquired Via Trade (DAL)
8/13/2014	Green, Justin	Traded to Dallas
8/13/2014	Worthy, Jerel	Acquired Via Trade (GB)
8/13/2014	Miller, Terrence	Released
8/14/2014	Hartsock, Ben	Released
8/18/2014	Jones, Justin	Signed
8/18/2014	Ott, Tyler	Released
8/21/2014	Forstom, Marcus	Released
8/21/2014	Williams, D.J.	Released
8/25/2014	Anderson, James	Released
8/25/2014	Kelly, Tommy	Released
8/25/2014	Smith, Will	Released
8/25/2014	Jones, Justin	Released
8/26/2014	Wright, Tim	Acquired Via Trade (TB)
8/26/2014	Mankins, Logan	Traded to Tampa Bay
8/26/2014	Bass, Ben	Released
8/26/2014	Hawkins, Travis	Released
8/26/2014	Johnson, Derrick	Released
8/26/2014	Skinner, Deontae	Released
8/26/2014	Thomas, Jemea	Released
8/26/2014	Van Hooser, Wilson	Released
8/26/2014	Gaffney, Tyler	Placed on Reserve/Injured
8/26/2014	Gordon, Cameron	Placed on Reserve/Injured
8/30/2014	Aiken, Danny	Released
8/30/2014	Beauharnais, Steve	Released
8/30/2014	Bequette, Jake	Released
8/30/2014	Boyce, Josh	Released
8/30/2014	Cave, Braxton	Released
8/30/2014	Davis, Ja'Garred	Released
8/30/2014	Davis, Kanorris	Signed
8/30/2014	Finch, Roy	Released
8/30/2014	Gallon, Jeremy	Released
8/30/2014	Gary, Shamiel	Released
8/30/2014	Gray, Jonas	Released
8/30/2014	Halapio, Jon	Released
8/30/2014	Maneri, Steve	Released
8/30/2014	Martin, Chris	Released
8/30/2014	Manumaleuna, Eathyn	Released

2014 SEASON

# 2014 TRANSACTIONS CONTINUED

8/30/2014 McCuller, Taylor..... Released  
 8/30/2014 Swanson, Daxton..... Released  
 8/30/2014 Tuipulotu, L.T..... Released  
 8/30/2014 Worthy, Jerel..... Released  
 8/30/2014 Morris, James..... Placed on Reserve/Injured  
 8/31/2014 Gaston, Bruce..... Claimed off Waivers (ARI)  
 8/31/2014 Quarles, Kelcy..... Claimed off Waivers (NYG)  
 8/31/2014 Mallett, Ryan..... Traded to Houston  
 8/31/2014 White, Chris..... Released

## SEPTEMBER, 2014

9/1/2014 Bethel Thompson, M..... Signed to the practice squad  
 9/1/2014 Bequette, Jake..... Signed to the practice squad  
 9/1/2014 Boyce, Josh..... Signed to the practice squad  
 9/1/2014 Davis, Ja'Gared..... Signed to the practice squad  
 9/1/2014 Davis, Kanorris..... Signed to the practice squad  
 9/1/2014 Gray, Jonas..... Signed to the practice squad  
 9/1/2014 Hughlett, Charley..... Signed to the practice squad  
 9/1/2014 Martin, Chris..... Signed to the practice squad  
 9/1/2014 Skinner, Deontae..... Signed to the practice squad  
 9/1/2014 Swanson, Daxton..... Signed to the practice squad  
 9/1/2014 Jones, Don..... Claimed off Waivers (MIA)  
 9/1/2014 Barker, Chris..... Released  
 9/1/2014 Barker, Chris..... Signed to the practice squad  
 9/3/2014 Reisner, Allen..... Signed to the practice squad  
 9/3/2014 Thigpen, Marcus..... Signed to the practice squad  
 9/3/2014 Bethel-Thompson, M..... Released from the practice squad  
 9/3/2014 Davis, Kanorris..... Released from the practice squad  
 9/3/2014 Swanson, Daxton..... Released from the practice squad  
 9/3/2014 Gaston, Bruce..... Released  
 9/3/2014 Quarles, Kelcy..... Released  
 9/3/2014 Hughlett, Charley..... Released  
 9/4/2014 Aiken, Danny..... Signed  
 9/4/2014 White, Chris..... Signed  
 9/4/2014 Bethel-Thompson, M..... Signed to the practice squad  
 9/5/2014 Quarles, Kelcy..... Signed to the practice squad  
 9/5/2014 Reisner, Allen..... Released from the practice squad  
 9/9/2014 Bethel-Thompson, M..... Released from the practice squad  
 9/9/2014 Henderson, Cam..... Signed to the practice squad  
 9/13/2014 Skinner, Deontae..... Signed from the practice squad  
 9/13/2014 Fleming, Darius..... Released  
 9/16/2014 Fleming, Darius..... Signed to the practice squad  
 9/16/2014 Hauptmann, Caylin..... Signed to the practice squad  
 9/16/2014 Schwenke, Kona..... Signed to the practice squad  
 9/16/2014 Henderson, Cam..... Released from the practice squad  
 9/16/2014 Thigpen, Marcus..... Released from the practice squad  
 9/17/2014 Swanson, Daxton..... Signed to the practice squad  
 9/26/2014 Bass, Ben..... Signed to the practice squad  
 9/26/2014 Martin, Chris..... Released from the practice squad  
 9/27/2014 Walker, Casey..... Signed off Carolina practice squad  
 9/27/2014 Siliga, Seaver..... Placed on Reserve/Injured  
 (designated to return)

## OCTOBER, 2014

10/4/2014 Davis, Ja'Gared..... Signed from the practice squad  
 10/4/2014 Thompkins, Kenbrell..... Released  
 10/7/2014 Vellano, Joe..... Released  
 10/7/2014 Buchanan, Michael..... Placed on Reserve/Injured  
 10/8/2014 Martin, Chris..... Signed to the practice squad  
 10/8/2014 Vellano, Joe..... Signed to the practice squad  
 10/8/2014 Hauptmann, Caylin..... Released from the practice squad  
 10/13/2014 Hauptmann, Caylin..... Signed to the practice squad  
 10/13/2014 Martin, Chris..... Released from the practice squad  
 10/16/2014 Mayo, Jerod..... Placed on Reserve/Injured  
 10/16/2014 Ridley, Stevan..... Placed on Reserve/Injured  
 10/16/2014 Barker, Chris..... Signed from the practice squad  
 10/16/2014 Gray, Jonas..... Signed from the practice squad  
 10/22/2014 Ayers, Akeem..... Acquired Via Trade (TEN)  
 10/22/2014 Davis, Ja'Gared..... Released  
 10/24/2014 Davis, Ja'Gared..... Signed to the practice squad  
 10/24/2014 Krause, Jonathan..... Signed to the practice squad  
 10/28/2014 Casillas, Jonathan..... Acquired Via Trade (TB)  
 10/28/2014 Barker, Chris..... Released  
 10/29/2014 Branch, Alan..... Signed  
 10/29/2014 Skinner, Deontae..... Released  
 10/30/2014 Barker, Chris..... Signed to the practice squad  
 10/30/2014 Bass, Ben..... Released from the practice squad  
 10/31/2014 Skinner, Deontae..... Signed to the practice squad  
 10/31/2014 Krause, Jonathan..... Released from the practice squad

## NOVEMBER, 2014

11/5/2014 Krause, Jonathan..... Signed to the practice squad  
 11/5/2014 Schwenke, Kona..... Released from the practice squad  
 11/20/2014 Blount, LeGarrette..... Signed  
 11/20/2014 Walker, Casey..... Released  
 11/22/2014 Walker, Casey..... Signed to the practice squad  
 11/22/2014 Davis, Ja'Gared..... Released from the practice squad  
 11/26/2014 Grimble, Xavier..... Signed to the practice squad  
 11/26/2014 Hughlett, Charley..... Signed to the practice squad  
 11/26/2014 Skinner, Deontae..... Released from the practice squad  
 11/26/2014 Swanson, Daxton..... Released from the practice squad  
 11/28/2014 Jones, Don..... Released  
 11/28/2014 Grimble, Xavier..... Released from the practice squad  
 11/28/2014 Hughlett, Charley..... Released from the practice squad  
 11/29/2014 Fleming, Darius..... Signed from the practice squad

## DECEMBER, 2014

12/3/2014 Green Justin..... Signed to the practice squad  
 12/3/2014 Skinner, Deontae..... Signed to the practice squad  
 12/3/2014 Swanson, Daxton..... Signed to the practice squad  
 12/4/2014 Dobson, Aaron..... Placed on Reserve/Injured  
 12/4/2014 Siliga, Seaver..... Activated to the 53-man roster  
 12/17/2014 Easley, Dominique..... Placed on Reserve/Injured  
 12/17/2014 Maneri, Steve..... Signed  
 12/17/2014 Gilbert, Garrett..... Signed to the practice squad  
 12/23/2014 Henderson, Cam..... Signed to the practice squad  
 12/23/2014 Swanson, Daxton..... Released from the practice squad  
 12/27/2014 Boyce, Josh..... Signed from the practice squad  
 12/27/2014 Dennard, Alfonso..... Placed on Reserve/Injured  
 12/27/2014 Swanson, Daxton..... Signed to the practice squad  
 12/27/2014 Henderson, Cam..... Released from the practice squad  
 12/29/2014 Martin, Eric..... Signed to the practice squad

2014 SEASON





# THE PATS PLAY HERE!

BOSTON'S HOME FOR SPORTS

# 98.5

THE SPORTS HUB

**9 HOURS OF PATRIOTS  
COVERAGE ON GAME DAYS**

**PRE-GAME 3 HOURS BEFORE  
KICKOFF LIVE FROM CBS SCENE**

**POST-GAME REACTION FOR  
3 HOURS AFTER EVERY GAME  
LIVE FROM CBS SCENE**

**COACH BELICHICK & TOM BRADY  
PRESS CONFERENCES  
LIVE EVERY WEDNESDAY**



**The Safety Insurance  
Patriots Radio Network  
[985TheSportsHub.com](http://985TheSportsHub.com)**



# HISTORY

2014 Patriots Hall of  
Fame Inductee Ty Law



# PATRIOTS HALL OF FAME



## PATRIOTS HALL OF FAME

Player	Pos.	Years	Enshrined
Bruce Armstrong	T	1987-2000	2001
Drew Bledsoe	QB	1993-2001	2011
Troy Brown	WR	1993-2007	2012
Tedy Bruschi	LB	1996-2008	2013
Nick Buoniconti*	LB	1962-1968	1992
Gino Cappelletti	WR/K	1960-1970	1992
Ben Coates	TE	1991-1999	2008
Sam Cunningham	RB	1973-79, 81-82	2010
Bob Dee	DE	1960-1967	1993
Steve Grogan	QB	1975-1990	1995
John Hannah*	G	1973-1985	1991
Mike Haynes*	CB	1976-1982	1994
Jim Lee Hunt	DT	1960-1971	1993
Ty Law	CB	1995-2004	2014
Stanley Morgan	WR	1977-1989	2007
Jon Morris	C	1964-1974	2011
Jim Nance	FB	1965-1971	2009
Steve Nelson	LB	1974-1987	1993
Vito "Babe" Parilli	QB	1961-1967	1993
Andre Tippett*	LB	1982-1993	1999

\*-Also in Pro Football Hall of Fame

Contributors	Position	Enshrined
William H. "Billy" Sullivan, Jr.	Founder	2009
Gil Santos	Broadcaster	2013

### THE HALL AT PATRIOT PLACE PRESENTED BY RAYTHEON

A cutting edge, highly interactive experience, The Hall at Patriot Place presented by Raytheon showcases the history of the New England Patriots while providing a permanent home for the team's hall of fame. The facility opened in the fall of 2008. The Hall features 30,000 square feet of exhibit space and utilizes the latest in design concepts and multimedia technology to bring the story of the Patriots to life. The Hall also explores the history of football in New England and features an integrated math and sciences program to benefit visiting school groups. The Hall is a unique sports hall of fame and experience, and a must-visit attraction for any Patriots fan.

### HISTORY OF THE PATRIOTS HALL OF FAME

The Patriots Hall of Fame was established in 1991 as a way to honor the greatest players in franchise history. A selection committee of media and staff was formed to select players for induction and appropriately, John Hannah was the first player enshrined. Eight additional players were inducted from 1992-95. Andre Tippett (1999) and Bruce Armstrong (2001) rounded out the Patriots Hall of Fame's first 11 members. In 2007, the Patriots introduced a new method of selecting players for the team's hall of fame in advance of the opening of The Hall at Patriot Place. Moving forward, one player will be enshrined in the Patriots Hall of Fame each year, with a nomination committee determining three finalists each spring and fans voting for the final choice through Patriots.com each spring.

### SENIOR SELECTION COMMITTEE

The Patriots formed a senior selection committee to ensure that early era players are not overlooked in the voting process. The committee consists of veteran media and staff members who gather to discuss candidates who have been retired for at least 25 years to identify the player most deserving of Patriots Hall of Fame recognition.



# PATRIOTS HALL OF FAME BIOS

**Career Patriots in Pro Football Hall of Fame:** John Hannah, Andre Tippett

**Other Patriots in Pro Football Hall of Fame:** Mike Haynes, Nick Buoniconti

**Patriots Hall of Fame Players:** Bruce Armstrong, Drew Bledsoe, Troy Brown, Tedy Bruschi, Gino Cappelletti, Ben Coates, Sam Cunningham, Bob Dee, Steve Grogan, Jim Lee Hunt, Ty Law, Stanley Morgan, Jon Morris, Jim Nance, Steve Nelson, Babe Parilli

**Patriots Hall of Fame Contributors:** William H. "Billy" Sullivan, Gil Santos



**John Hannah ★ G ★ Alabama**  
**Patriots Seasons (13): 1973-85 ★ Pro Bowls (9)**  
**Pro Football Hall of Fame 1991 ★ Patriots Hall of Fame 1991**

Hannah spent his entire 13-season career with the Patriots, from 1973 through the Super Bowl season of 1985 ... The first Patriots player to be inducted into the Pro Football Hall of Fame ... One of two Patriots voted to the NFL's 75th Anniversary Team ... Named to the Patriots 35th Anniversary Team in 1994 ... Named the Player of the Century on the Patriots Team of the Century in 2000 ... Played in 183 games, while missing only five games due to injury ... Selected to nine Pro Bowls (1976, 1978-85), a Patriots team record ... Named All-Pro for 10 consecutive years (1976-85) ... Won the NFL Players Association's Offensive Lineman of the Year Award for four straight seasons (1978-81) ... Powered an offensive line that helped set an NFL record with 3,165 rushing yards in 1978 - a record that has not been challenged in more than 30 seasons ... Named to the Patriots All-Time Team in 2009.



HISTORY



**Andre Tippett ★ LB ★ Iowa**  
**Patriots Seasons (11): 1982-88, 90-93 ★ Pro Bowls (5)**  
**Pro Football Hall of Fame 2008 ★ Patriots Hall of Fame 1999**

Tippett spent his entire 12-year career with the Patriots ... Elected to the Pro Football Hall of Fame in 2008, joining John Hannah as the only two players to earn induction to the Hall of Fame after spending their entire career with the Patriots ... From 1984-85, Tippett recorded 35 sacks, a total that stands as the highest two-season sack total by a linebacker in NFL history ... He achieved his record sack totals despite playing his career as a strong-side linebacker (opposite the opposing tight end), a position from which few other players have excelled in the pass rush to the extent that Tippett did ... He was named to the NFL's 1980s All-Decade Team and was named the NFL's linebacker of the year by the NFL Players Association for three straight seasons from 1985-87 ... Finished his career as the only Patriots player to record 100 career sacks, a mark that stands as the franchise's all-time record ... Set the Patriots franchise single-season sack record with 18.5 in 1984 ... Also holds the second and third highest totals with 16.5 in 1985 and 12.5 in 1987 ... Was a member of the 1985 AFC Champions ... Has worked in the Patriots front office since his 1994 retirement and currently serves as the team's executive director of community affairs....Named to the Patriots All-Time Team in 2009.



**TIPPETT'S PATRIOTS STATISTICS**

Years	G	TT	UT	Sack	FF	FR	Years	G	TT	UT	Sack	FF	FR	Years	G	TT	UT	Sack	FF	FR
1982	9	28	10	0	0	1	1987	13	83	53	12.5	0	3	1992	14	40	33	7	3	0
1983	15	86	48	8.5	1	1	1988	12	50	31	7	0	0	1993	16	76	50	8.5	1	4
1984	16	118	48	18.5	1	0	1989	Injured Reserve			<b>Totals</b>									
1985	16	97	65	16.5	3	3	1990	13	72	38	3.5	1	1	<b>151</b>	<b>778</b>	<b>456</b>	<b>100</b>	<b>14</b>	<b>17</b>	
1986	11	63	39	9.5	2	1	1991	16	65	41	8.5	2	3							

# PATRIOTS HALL OF FAME BIOS



**Mike Haynes ★ CB ★ Arizona State**  
**Patriots Seasons (7): 1976-82 ★ Pro Bowls (6)**  
**Pro Football Hall of Fame 1997 ★ Patriots Hall of Fame 1994**

Haynes played for the Patriots from 1976 to 1982 before finishing his career with the Los Angeles Raiders from 1983-89 ... In 1997, he became the second Patriot to be elected to the Pro Football Hall of Fame ... Selected to the NFL's 75th Anniversary Team ... Named to the NFL's all-decade team for the 1980s ... Named to six Pro Bowls (1976-80 and 1982) with the Patriots and three more with the Raiders ... Voted to two All-Pro teams, six All-AFC teams and the All-Rookie team during his Patriots career ... Named to the Patriots 35th Anniversary Team in 1994 ... Named to the Patriots Team of the Century in 2000 ... His 28 interceptions in a Patriots uniform rank sixth in franchise history ... Became the first player in Patriots history to return a punt for a touchdown with an 89-yard return against Buffalo on Nov. 7, 1976 ... Named to the Patriots All-Time Team in 2009.



## HAYNES' PATRIOTS STATISTICS

Years	G	Interceptions					Punt Returns				
		No	Yds	Avg	LG	TD	No	Yds	Avg	LG	TD
1976	14	8	90	11.3	28	0	45	608	13.5	89t	2
1977	14	5	54	10.8	22	0	24	200	8.3	46	0
1978	16	6	123	20.5	50	1	14	183	13.1	35	0
1979	16	3	66	22.0	33	0	5	16	3.2	5	0
1980	13	1	31	31.0	31	0	17	140	8.2	35	0
1981	8	1	3	3.0	3	0	6	12	2.0	6	0
1982	9	4	26	6.5	26	0	0	0	0.0	0	0
<b>Patriots Totals</b>	<b>90</b>	<b>28</b>	<b>393</b>	<b>14.0</b>	<b>50</b>	<b>1</b>	<b>111</b>	<b>1,159</b>	<b>10.4</b>	<b>89t</b>	<b>2</b>



**Nick Buoniconti ★ LB ★ Notre Dame**  
**Patriots Seasons (7): 1962-68 H AFL All-Star Games (5)**  
**Pro Football Hall of Fame 2001 ★ Patriots Hall of Fame 1992**

Buoniconti played for the Patriots from 1962 to 1968 before finishing his career with the Miami Dolphins ... In 2001, became the third Patriot to be named to the Pro Football Hall of Fame ... Appeared in five consecutive AFL All-Star games during his Patriots career (1963-67) ... Was a key contributor to the Patriots' first championship game appearance in the 1963 AFL Championship ... The leading vote-getter on the 1966 AFL All-Star team ... Recorded 24 interceptions as a Patriot ... Went on to play for the undefeated 1972 Miami Dolphins as a part of the "No Name Defense" ... Named to the All-AFL 10 Year Anniversary Team in 1971 ... Named to the Patriots All-Time Team in 2009.



## BUONICONTI'S PATRIOTS STATISTICS

Years	Games	Int	Yds	Avg	LG	TD	Sacks	Years	Games	Int	Yds	Avg	LG	TD	Sacks
1962	14	2	3	1.5	3	0	1.0	1966	14	4	43	10.8	41	0	0.0
1963	14	3	42	14.0	26	0	6.5	1967	13	4	7	1.8	7	0	1.0
1964	14	5	75	15.0	26	0	4.5	1968	8	3	22	7.3	14	0	3.0
1965	14	3	31	10.3	26	0	2.0	<b>N.E. Totals</b>	<b>91</b>	<b>24</b>	<b>223</b>	<b>9.3</b>	<b>41</b>	<b>0</b>	<b>18.0</b>

HISTORY



# PATRIOTS HALL OF FAME BIOS

## Bruce Armstrong ★ T ★ Louisville Patriots Seasons (14): 1987-2000 ★ Pro Bowls (6) Patriots Hall of Fame 2001

Armstrong spent his entire 14-season career with the Patriots, from 1987 to 2000 ... Started all 212 games he played in, making him the franchise's all-time leader in career starts and games played ... Appeared in six Pro Bowls during his Patriots career (1990-91, 1994-97) ... One of only three players to play in three decades with the same NFL team (1980s, 1990s and 2000s) ... Named to the Patriots 35th Anniversary Team in 1994 ... Named to the Patriots Team of the Century in 2000 ... Named to the Patriots All-Time Team in 2009.



## Drew Bledsoe ★ QB ★ Washington State Patriots Seasons (9): 1993-2001 ★ Pro Bowls (3) Patriots Hall of Fame 2011



Bledsoe was the first overall pick in the 1993 NFL Draft and for the next eight years was considered the face of the Patriots franchise ... During his nine-year Patriots career, he broke the Patriots' career passing records for attempts (4,518), completions (2,544) and yards (29,657) ... Bledsoe still holds the Patriots' single-season passing records for attempts (691) ... He still holds the NFL record for attempts (70) and completions (45) in a game against Minnesota in 1994 that sparked a seven-game win streak, propelling the Patriots to their first playoff berth in eight years ... Bledsoe led the Patriots to the playoffs four times in his first six seasons, helping the team earn back-to-back division titles and three consecutive playoff berths for the first time in franchise history ... In 1996, he guided the Patriots to their second AFC Championship in franchise history and a trip to Super Bowl XXXVI ... Bledsoe became the first quarterback in NFL history with four seasons of 600+ pass attempts, including three straight from 1994-96 with the Patriots.

### Passing

Years	G	Att	Comp	Pct.	Yds	TD	Int	Rat.
1993	13	429	214	49.92	494	15	15	65.0
1994	16	691	400	57.94	555	25	27	73.6
1995	15	636	323	50.83	507	13	16	63.7
1996	16	623	373	59.94	886	27	15	83.7
1997	16	522	314	60.23	706	28	15	87.7

### BLEDSOE'S PATRIOTS STATISTICS

Years	G	Att	Comp	Pct.	Yds	TD	Int	Rat.
1998	14	481	263	54.73	633	20	14	80.9
1999	16	539	305	56.63	985	19	21	75.6
2000	16	531	312	58.83	291	17	13	77.3
2001	2	66	40	60.6	400	2	2	75.3
<b>Totals</b>	<b>124</b>	<b>4518</b>	<b>2544</b>	<b>56.32</b>	<b>9657</b>	<b>166</b>	<b>138</b>	<b>75.9</b>

## Troy Brown ★ WR ★ Marshall Patriots Seasons (15): 1993-2007 ★ Pro Bowls (1) Patriots Hall of Fame 2012

Brown spent his entire 15-season NFL career with the Patriots (1993-2007) after being drafted by the team in the eighth round (198th overall) of the 1993 NFL Draft out of Marshall ... Brown retired in 2008 as the Patriots' all-time leading receiver with 557 career receptions ... He is the team's all-time leading punt returner with 252 career returns ... He places third in the team's record book with 6,366 career receiving yards and is tied for the franchise record with three punt returns for touchdowns ... Brown played in 192 games, placing him fifth on the franchise's all-time games played list, and his 15 seasons with the franchise tie Julius Adams for the second-longest tenure in a Patriots uniform behind Steve Grogan's franchise-record 16 seasons ... Brown was a five-time co-captain for the club (2002-06) and earned Pro Bowl honors in 2001 ... In 2004, he added defense to his resume as he saw significant action in the defensive backfield and finished second on the team with three interceptions ... Brown's significant contributions in all three phases of the game – offense, defense and special teams – made him one of the most versatile and beloved players in the history of the Patriots franchise ... Brown was a key contributor to each of the Patriots' three Super Bowl runs ... In 2001, Brown led the team with 18 postseason receptions as New England won its first world championship in Super Bowl XXXVI ... In the championship game against the St. Louis Rams, Brown led the team with six receptions and 89 yards, including a key 23-yard grab on the game-winning drive ... Two years later, he tied for the team lead with 17 playoff receptions as the Patriots won Super Bowl XXXVIII over Carolina.



### BROWN'S PATRIOTS STATISTICS

Years	G	Rec	Yds	Avg	Lg	TD
1993	12	2	22	11.0	14	0
1994	9	0	0	0.0	0	0
1995	16	14	159	10.9	31	0
1996	16	21	222	10.6	38	0
1997	16	41	607	14.8	67	6

Years	G	Rec	Yds	Avg	Lg	TD
1998	10	23	346	15.0	52	1
1999	13	36	471	13.1	37	1
2000	16	83	944	11.4	44	4
2001	16	101	1199	11.9	60	5
2002	14	97	890	9.2	38	3

Years	G	Rec	Yds	Avg	Lg	TD
2003	12	40	472	11.8	82	4
2004	12	17	184	10.8	22	1
2005	13	39	466	11.9	71	2
2006	16	43	384	8.9	23	4
2007	1	0	0	0.0	0	0
<b>N.E. Totals</b>	<b>192</b>	<b>557</b>	<b>6366</b>	<b>11.4</b>	<b>82</b>	<b>31</b>

# PATRIOTS HALL OF FAME BIOS

## Tedy Bruschi ★ LB ★ Arizona

**Patriots Seasons (13): 1996-2008 ★ Pro Bowls (1)  
Patriots Hall of Fame 2013**



Bruschi closed his 13-year career as one of the most productive Patriots players in the team's history ... As a team captain, Bruschi's relentless work ethic and on-field intensity helped set the tone for the entire team ... Bruschi was originally drafted by the Patriots in the third round of the 1996 NFL Draft ... Bruschi left the football field having played a major role in leading the Patriots to 11 winning records, including nine playoff seasons, eight division championships, five conference titles and three Super Bowl crowns ... In Bruschi's 211 career games (including regular season and playoffs), the Patriots had a 144-67 (.682) record, including a 16-6 (.727) playoff mark ... Bruschi earned his first Pro Bowl honors following the 2004 season after co-captaining a Patriots defense that allowed just 16.25 points per game, the third fewest in franchise history ... Bruschi is the only player in NFL history to return four consecutive interceptions for touchdowns and his career total of four picks returned for scores ranks second in Patriots history ... He is tied for fourth in NFL history among linebackers, and Bruschi is the only Patriots linebacker to return multiple interceptions for scores in a single season (2002 and 2003) ... Beyond his impressive numbers, fans and his peers revered him for his accomplishments off the field and for his dedication to the New England area ... After Bruschi suffered a stroke in February 2005, he dedicated himself to raising funds and awareness to fight stroke along with the American Stroke Association ... He established "Tedy's Team," a vehicle to help battle stroke, the number one cause of disability in the United States.

### BRUSCHI'S PATRIOTS STATISTICS

Years	G	TT	UT	Sack	Int	Yds	Years	G	TT	UT	Sack	Int	Yds	Years	G	TT	UT	Sack	Int	Yds
1996	16	11	10	4.0	0	0	2001	15	73	54	2.0	2	7	2006	15	124	67	1.5	1	8
1997	16	30	25	4.0	0	0	2002	11	65	45	4.5	2	75	2007	16	99	69	2.0	0	0
1998	16	81	56	2.0	0	0	2003	16	137	86	2.0	3	26	2008	13	71	38	0.0	0	0
1999	14	138	77	2.0	1	1	2004	16	128	84	3.5	3	70	<b>Totals</b>	<b>189</b>	<b>1,134</b>	<b>717</b>	<b>30.5</b>	<b>12</b>	<b>187</b>
2000	16	105	68	1.0	0	0	2005	9	72	38	2.0	0	0							



## Gino Cappelletti ★ WR/K ★ Minnesota

**Patriots Seasons (11): 1960-70 ★ 1964 AFL MVP ★ AFL All-Star Games (5)  
Patriots Hall of Fame 1992**


Cappelletti spent his 11-year career with the Patriots, from 1960-70, as one of the original members of the squad ... A five-time AFL All-Star selection ... Selected as the AFL Most Valuable Player in 1964 ... One of only three players to play in every game in the AFL's 10-year history ... Finished as the AFL's all-time leader in points (1,100) and field goals (170) ... Led the AFL in scoring five times ... Holds the top two scoring seasons in AFL history with 155 points in 1964 and 147 points in 1961 ... Registered the fifth-highest scoring season in AFL annals with 132 points in 1965 ... Ranks second on the Patriots' all-time scoring list with 1,130 points (42

TDs, 176 FGs and 342 PATs) ... Ranks third in Patriots history with 353 extra points attempted and 342 extra points made ... Enters 2014 in ninth place on the Patriots' receiving list with 292 catches and eighth with 4,589 receiving yards ... Selected as a member of the All-AFL 10 Year Anniversary Team in 1971 ... Named to the Patriots All-Time Team in 2009.

### CAPPELLETTI'S PATRIOTS STATISTICS

Receptions							Kicking					Receptions							Kicking				
Years	G	No	Yds	Avg	LG	TD	XP	XPA	FG	FGA	Pts	Years	G	No	Yds	Avg	LG	TD	XP	XPA	FG	FGA	Pts
1960	14	1	28	28.0	28	0	30	32	8	22	60	1966	14	43	676	15.7	63t	6	35	36	16	32	119
1961	14	45	768	17.1	53	8	48	50	17	32	147	1967	14	35	397	11.3	35	3	29	30	16	31	95
1962	14	34	479	14.5	40	5	38	40	20	37	128	1968	14	13	182	14.0	30	2	26	26	15	27	83
1963	14	34	493	14.5	38	2	35	36	22	38	113	1969	14	1	21	21.0	21	0	26	27	14	34	68
1964	14	49	865	17.7	58t	7	36	36	25	39	155	1970	13	0	0	0.0	0	0	12	13	6	15	30
1965	14	37	680	18.4	57t	9	27	27	17	27	132	<b>Totals</b>	<b>153</b>	<b>292</b>	<b>4,589</b>	<b>15.7</b>	<b>63t</b>	<b>42</b>	<b>342</b>	<b>353</b>	<b>176</b>	<b>334</b>	<b>1,130</b>

# PATRIOTS HALL OF FAME BIOS




**Ben Coates ★ TE ★ Livingstone College**  
**Patriots Seasons (9): 1991-99 ★ Pro Bowls (5)**  
**Patriots Hall of Fame 2008**

Coates played in 142 games over nine seasons with the Patriots, starting 105 ... Enters 2014 fourth all-time in Patriots history in receptions (490), fifth in receiving yards (5,471) and tied for second in receiving touchdowns (50) ... Set the NFL's single-season reception record for a tight end in 1994 with 96 receptions (now tied for sixth) and still holds the franchise record for receptions by a tight end ... Led the team in touchdown receptions for six consecutive seasons (1993-98) and led the team in receptions five times (1993-95, 1997-98) ... Ranks in the top 10 all time among NFL tight ends in receptions and touchdowns ... Named to the Patriots All-Time Team in 2009.

## COATES'S PATRIOTS STATISTICS

Years	G	Rec	Yds	Avg	Lg	TD	Years	G	Rec	Yds	Avg	Lg	TD	Years	G	Rec	Yds	Avg	Lg	TD					
1991	16	10	95	9.5	17	1	1994	16	96	1174	12.2	62t	7	1997	16	66	737	11.2	35	8					
1992	16	20	171	8.6	22t	3	1995	16	84	915	10.9	35	6	1998	14	67	668	10.0	33	6					
1993	16	53	659	12.4	54t	8	1996	16	62	682	11.0	84t	9	1999	16	32	370	11.6	27	2					
														<b>N.E. Totals</b>	<b>142</b>	<b>490</b>	<b>5471</b>	<b>11.2</b>	<b>84t</b>	<b>50</b>					

**Sam Cunningham ★ RB ★ USC**  
**Patriots Seasons (9): 1973-79, 81-82 ★ Pro Bowls (1)**  
**Patriots Hall of Fame 2010**



Sam Cunningham played for the Patriots for nine seasons, appearing in 107 games from 1973-79 and 81-82 ... Is the Patriots' all-time rushing leader with 5,453 yards and his 43 rushing touchdowns are second in team history to Jim Nance ... Cunningham's 49 overall touchdowns are fourth in team history ... Played a significant role in helping the Patriots set the NFL record for most rushing yards gained in a season with 3,165 yards in 1978 ... Joined the Patriots as a first-round draft pick in 1973 after an All-American career at USC ... Earned the nickname "Sam Bam" in college for his daring dives over goal-line pileups while leading USC to a national championship as a senior in 1972 ... Member of the Patriots 50th Anniversary Team and the 1970s All-Decade Team.

## CUNNINGHAM'S PATRIOTS STATISTICS

Years	G	Rush	Yds	Avg	Lg	TD	Years	G	Rush	Yds	Avg	Lg	TD	Years	G	Rush	Yds	Avg	Lg	TD
1973	14	155	516	3.3	25	4	1977	14	270	1015	3.8	31t	4	1982	6	9	21	2.3	4	0
1974	10	166	811	4.9	75t	9	1978	16	199	768	3.9	52t	8	<b>N.E. Totals</b>						
1975	13	169	666	3.9	17	6	1979	12	159	563	3.5	27	5	<b>107</b>	<b>1385</b>	<b>5453</b>	<b>3.9</b>	<b>75t</b>	<b>43</b>	
1976	11	172	824	4.8	24	3	1981	11	86	269	3.1	12	4							

**Bob Dee ★ DE ★ Holy Cross**  
**Patriots Seasons (8): 1960-67 ★ AFL All-Star Games (4)**  
**Patriots Hall of Fame 1993**



Dee played for the Patriots from 1960-67, never missing a game during his eight-year career and starting 112 consecutive games ... Scored the first touchdown in AFL history when he dove onto a fumble in the end zone in a preseason contest versus Buffalo on July 30, 1960 ... Voted to four AFL All-Star teams (1961, 1963-65) ... Named to the All-AFL 10 Year Anniversary Team in 1971 ... Recorded 27.5 sacks as a member of the Patriots.

## DEE'S PATRIOTS STATISTICS

Years	G	Sacks	Years	G	Sacks	Years	G	Sacks
1960	14	2.5	1963	14	7.0	1966	14	2.5
1961	14	5.5	1964	14	3.5	1967	14	2.5
1962	14	4.0	1965	14	0.0	<b>Totals</b>	<b>112</b>	<b>27.5</b>

# PATRIOTS HALL OF FAME BIOS

## Steve Grogan ★ QB ★ Kansas State

Patriots Seasons (16): 1975-90

Patriots Hall of Fame 1995



Grogan spent a franchise-record 16 seasons with the Patriots, from 1975-90 ... Finished his career as the Patriots all-time career passing leader with 26,886 yards ... Held a franchise record until 2007 with 182 career touchdown passes ... Rushed for 2,164 yards (4.9 avg.) ... His 35 rushing touchdowns rank fourth in team history ... Tied for fifth in franchise history with 12 rushing scores in a season (1976) ... Held a Patriots single-game record until 2007 with a 153.9 passer rating, achieved by completing 13-of-18 passes for 315 yards with five touchdowns and no interceptions vs. N.Y. Jets (9/9/79) ... Named to the Patriots 35th Anniversary Team in 1994.

### GROGAN'S PATRIOTS STATISTICS

Passing										Rushing			Passing										Rushing		
Years	G	Att	Comp	Yds	TD	Int	Rat.	Att	Yds	TD	Years	G	Att	Comp	Yds	TD	Int	Rat.	Att	Yds	TD				
1975	13	274	139	1,976	11	18	60.4	30	110	3	1983	12	303	168	2,411	15	12	81.4	23	108	2				
1976	14	302	145	1,903	18	20	60.4	60	397	12	1984	3	68	32	444	3	6	46.4	7	12	0				
1977	14	305	160	2,162	17	21	65.2	61	324	1	1985	7	156	85	1,311	7	5	84.1	20	29	2				
1978	16	362	181	2,824	15	23	63.6	81	539	5	1986	4	102	62	976	9	2	113.8	9	23	1				
1979	16	423	206	3,286	28	20	77.4	64	368	2	1987	7	161	93	1,183	10	9	78.2	20	37	2				
1980	12	306	175	2,475	18	22	73.1	30	112	1	1988	6	140	67	834	4	13	37.6	6	12	1				
1981	8	216	117	1,859	7	16	63.0	12	49	2	1989	7	261	133	1,697	9	14	60.8	9	19	0				
1982	6	122	66	930	7	4	84.4	9	42	1	1990	4	92	50	615	4	3	76.1	4	-5	0				
											<b>Totals</b>	<b>149</b>	<b>3,593</b>	<b>1,879</b>	<b>26,886</b>	<b>182</b>	<b>208</b>	<b>69.6</b>	<b>445</b>	<b>2,176</b>	<b>35</b>				

## Jim Lee Hunt ★ DT ★ Prairie View

Patriots Seasons (12): 1960-71 ★ AFL All-Star Games (4)  
Patriots Hall of Fame 1993



Hunt played from 1960-71 as an original member of the Patriots squad ... Played in 141 games during his 12-season Patriots career ... Voted to four AFL All-Star games (1961, 1966-67 and 1969) ... Voted the "best pass rushing tackle" by AFL scouts in 1967 ... Selected as a member of the All-AFL 10 Year Anniversary Team in 1971 ... Named to the Patriots 35th Anniversary Team in 1994 ... Named to the Patriots Team of the Century in 2000.

### HUNT'S PATRIOTS STATISTICS

Years	G	Sacks	Years	G	Sacks	Years	G	Sacks	Years	G	Sacks		
1960	6	0.0	1963	14	0.0	1966	14	9.0	1969	14	3.5		
1961	14	3.0	1964	14	2.5	1967	14	5.0	1970	14	2.5		
1962	14	0.0	1965	14	3.0	1968	14	1.5	1971	14	0.0		
											<b>Totals</b>	<b>141</b>	<b>29.0</b>

# PATRIOTS HALL OF FAME BIOS

## Ty Law ★ CB ★ Michigan Patriots Seasons (10): 1995-04 ★ Pro Bowls (4) ★ Patriots Hall of Fame 2014



Law spent 10 seasons with the Patriots (1995-2004) after joining the team as a first-round (23rd overall) draft pick out of Michigan in 1995 ... Law was a three-time Super Bowl Champion (XXXVI, XXXVIII, XXXIX), a four-time Pro Bowl player (1998, 2001, 2002, 2003) and a two-time All-Pro (1998, 2003) during his tenure with the Patriots ... Law tied Raymond Clayborn's career franchise-record with 36 interceptions and finished with the most interception-return yards in team history with 583 ... His six interceptions returned for touchdowns are also a franchise best ... Law had nine interceptions in 1998 to become the first Patriots player to lead the NFL in that category ... He was a playmaker who played some of his best games in the postseason ... He helped lead the Patriots to their first Super Bowl title in 2001 when he intercepted a Kurt Warner pass against the Rams and returned it 47 yards for a touchdown for the first points of the game ... In the 2003 AFC Championship Game, Law intercepted three Peyton Manning passes while leading the Patriots to a 24-14 victory over the Indianapolis Colts ... Law was part of a record-breaking Patriots defense in 2003 that led the NFL in five key categories: opponents points per game (14.9), interceptions (29), fewest touchdown receptions allowed (11), opponent's passer rating (56.2) and pass deflections (121) as the team captured its second Super Bowl title in a win over the Carolina Panthers ... Law is a member of the NFL's all-decade team for the 2000s as well as the Patriots' all-1990s and all-2000s decade teams. He was also selected to the Patriots 50th Anniversary Team.

### LAW'S PATRIOTS STATISTICS

Years	G	Interceptions					LG	TD	Years	G	Interceptions					LG	TD
		No	Yds	Avg	LG	TD					No	Yds	Avg	LG	TD		
1995	14	3	47	15.7	38	0		2001	16	3	91	30.3	46t	2			
1996	13	3	45	15.0	38t	1		2002	16	4	33	8.3	29	0			
1997	16	3	70	23.3	40	0		2003	15	6	112	18.7	65t	1			
1998	16	9	133	14.8	59t	1		2004	7	1	0	0.0	0	0			
1999	13	2	20	10.0	27t	1		<b>Patriots Totals</b>	<b>140</b>	<b>36</b>	<b>583</b>	<b>16.2</b>	<b>65t</b>	<b>6</b>			
2000	15	2	32	16.0	32	0											



## Stanley Morgan ★ WR ★ Tennessee Patriots Seasons (13): 1977-89 ★ Pro Bowls (4) Patriots Hall of Fame 2007

Played for the Patriots for 13 seasons from 1977-89 ... Entering the 2014 NFL season, his career average of 19.2 yards per catch is the best in NFL history among the 100 players with 500 or more career receptions ... Of the 20 wide receivers in the Pro Football Hall of Fame, only one has a higher yards-per-catch average (Paul Warfield, 20.8) ... Entering the 2014 season, is the Patriots' all-time leader in touchdowns (68 total - 67 receiving, 1 punt ret.), receiving yards (10,352) and 100-yard receiving games (38) ... His total of 534 receptions with the Patriots stood as a franchise record from 1984 to 2006 ... His 1,491 receiving yards in 1986 and his 12 receiving touchdowns in 1979 were franchise records until 2007 ... Was honored in an enshrinement ceremony at the Patriots Kickoff Gala at Gillette Stadium on Aug. 27, 2007 ... Named to the Patriots All-Time Team in 2009.

### MORGAN'S PATRIOTS STATISTICS

Years	G	Rec	Yds	Avg	Lg	TD	Years	G	Rec	Yds	Avg	Lg	TD	Years	G	Rec	Yds	Avg	Lg	TD
1977	14	21	443	21.1	64t	3	1982	9	28	584	10.9	75t	3	1987	9	40	672	16.8	45	3
1978	16	34	820	24.1	75t	5	1983	16	58	863	14.9	50t	2	1988	16	31	502	16.2	32	4
1979	16	44	1002	22.8	63t	12	1984	13	38	709	18.7	76t	5	1989	10	28	486	17.4	55t	3
1980	16	45	991	22.0	71	6	1985	15	39	760	19.5	50t	5	<b>N.E. Totals</b>	<b>179</b>	<b>534</b>	<b>10352</b>	<b>19.4</b>	<b>76t</b>	<b>67</b>
1981	13	44	1029	23.4	76t	6	1986	16	84	1491	17.8	44t	10							



# PATRIOTS HALL OF FAME BIOS



## Jon Morris ★ C ★ Holy Cross

**Patriots Seasons (11): 1964-74 ★ AFL All-Star Games (6) ★ Pro Bowls (1)  
Patriots Hall of Fame 2011**

Jon Morris played 11 seasons for the Patriots, appearing in 130 games from 1964-74 ... Earned seven consecutive All-Star appearances with six AFL All-Star games (1964-69) and one Pro Bowl selection (1970) ... Seven league All-Star selections are third in Patriots history behind Pro Football Hall of Famer John Hannah (9) and Tom Brady (9) ... First Patriots' player to be selected to the NFL Pro Bowl ... Anchored an offensive line that opened holes for Jim Nance to amass a team-record 45 touchdowns from 1965-71 ... Named to the Patriots 50th Anniversary Team in 2009 as the center ... Member of the 1960s All-Decade Team.

## Jim Nance ★ FB ★ Syracuse

**Patriots Seasons (7): 1965-71 ★ 1966 AFL MVP ★ AFL All-Star Games (2)  
Patriots Hall of Fame 2009**



Played for the Patriots for seven seasons from 1965-71 ... Named the 1966 AFL Most Valuable Player ... Holds the Patriots career record with 45 rushing touchdowns, and his 5,323 career rushing yards rank second on the team's all-time list entering 2014 ... His 1,458 rushing yards in 1966 are the third-highest single-season total in team history and stood as the team record for 38 years (1966-2004) ... His average of 104.1 rushing yards per game in 1966 remain a single-season Patriots record ... His 1,458 rushing yards in 1966 were the most in the 10-year history of the AFL and his 1,216 rushing yards in 1967 were the second most in AFL history ... Also played one season for the New York Jets (1973) and two seasons in the World Football League (1974-75) ... In 2009 became the first running back elected to the Patriots Hall of Fame ... Named to the Patriots All-Time Team in 2009.

### NANCE'S PATRIOTS STATISTICS

Years	G	Rush	Yds	Avg	Lg	TD	Years	G	Rush	Yds	Avg	Lg	TD	Years	G	Rush	Yds	Avg	Lg	TD
1965	14	111	321	2.9	20	5	1968	12	177	593	3.4	30t	4	1971	14	129	463	3.6	50t	5
1966	14	299	1458	4.9	65	11	1969	14	193	750	3.9	43	6	<b>N.E. Totals 94 1323 5323 4.0 65 45</b>						
1967	14	269	1216	4.5	53	7	1970	13	145	522	3.6	21	7							



## Steve Nelson ★ LB ★ North Dakota State

**Patriots Seasons (14): 1974-87 ★ Pro Bowls (3)  
Patriots Hall of Fame 1993**

Nelson spent his entire 14-season career with the Patriots, from 1974-87 ... Played in 174 games as a Patriot ... Voted to three NFL Pro Bowls (1981, 1985-86) ... Led the team in tackles in eight of his 14 seasons ... Recorded over 100 tackles nine times in his career and finished with 1,776 total tackles (10.2 avg. per game) ... Posted a career-high 207 stops in 1984, ranking second in franchise history ... Named to the Patriots 35th Anniversary Team in 1994 ... Named to the Patriots Team of the Century in 2000 ... Named to the Patriots All-Time Team in 2009.

### NELSON'S PATRIOTS STATISTICS

Years	G	TT	UT	Sack	Int	Yds	Years	G	TT	UT	Sack	Int	Yds	Years	G	TT	UT	Sack	Int	Yds
1974	11	79	58	0	0	0	1979	15	135	85	2	1	18	1984	16	207	71	3.5	1	0
1975	14	157	118	2	2	8	1980	16	186	116	0	3	37	1985	15	149	74	2	0	0
1976	10	91	57	1	2	32	1981	12	126	62	0	0	0	1986	10	70	36	1	2	21
1977	13	134	90	4.5	0	0	1982	9	130	45	0	0	0	1987	11	99	35	0	0	0
1978	14	115	75	1	5	104	1983	8	98	30	1	1	6	<b>Totals 174 1,776 952 18 17 226</b>						

# PATRIOTS HALL OF FAME BIOS

## Vito "Babe" Parilli ★ QB ★ Kentucky Patriots Seasons (7): 1961-67 ★ AFL All-Star Games (3) Patriots Hall of Fame 1993



Parilli played in 94 games for the Patriots from 1961-67 ... Threw for over 20,000 yards during his NFL career ... Voted to three AFL All-Star teams (1963-64 and 1966) and earned the AFL's Comeback Player of the Year Award in 1966 ... Named to the All-AFL 10 Year Anniversary Team in 1971 ... His 31 touchdown passes in 1964 were a team record until 2007 ... Enters the 2014 season ranked fourth on the Patriots all-time career passing list with 16,747 yards and fourth with 132 touchdowns on 2,413 attempts ... Ranks fourth on the Patriots' career completion list with 1,140.

### PARILLI'S PATRIOTS STATISTICS

Years	G	Att	Comp	Yds	TD	Int	Rat.	Years	G	Att	Comp	Yds	TD	Int	Rat.
1961	14	198	104	1,314	13	9	76.5	1965	14	426	173	2,597	18	26	50.0
1962	10	253	140	1,988	18	8	91.5	1966	14	382	181	2,721	20	20	66.9
1963	14	337	153	2,345	13	24	52.1	1967	14	344	161	2,317	19	24	58.5
1964	14	473	228	3,465	31	27	70.8	<b>Totals</b>	<b>94</b>	<b>2,413</b>	<b>1,140</b>	<b>16,747</b>	<b>132</b>	<b>138</b>	<b>64.8</b>

### CONTRIBUTORS



## William H. "Billy" Sullivan, Jr. ★ Founder Patriots Hall of Fame 2009

On the occasion of the Patriots' 50th anniversary season in 2009, one of Robert Kraft's first announcements was the induction of the team's founder, William H. "Billy" Sullivan, Jr. into the team's Hall of Fame. Sullivan became the first non-player to be inducted into The Hall. On Nov. 16, 1959, William H. Sullivan, Jr. was awarded the eighth and final charter franchise of the American Football League ... Sullivan, with nine other investors, sold non-voting public stock in the franchise to raise capital to help post the franchise fee of \$25,000 ... In 1975, Sullivan purchased additional stock to become majority owner, and in 1976, he purchased all the remaining non-voting stock in the team ... In 1983, Schaefer Stadium was renamed Sullivan Stadium to honor Sullivan's contributions to the franchise ... Sullivan owned the Patriots through 1988, when he sold the franchise to Victor Kiam.

## Gil Santos ★ Radio Broadcaster Patriots Hall of Fame 2013



During a pregame ceremony to honor Gil Santos and Gino Cappelletti prior to the 2012 regular season finale, Patriots Chairman and CEO Robert Kraft announced that Santos, the legendary Voice of the New England Patriots, would be a 2013 inductee into the Patriots Hall of Fame ... Santos, who valiantly overcame life-threatening health complications early in 2012 to return to the broadcast booth, announced his intention to retire after the 2012 season ... For 36 seasons, spanning five decades, he earned the moniker "Voice of the New England Patriots." ... In 36 seasons, he missed just one game, a preseason game in 1971 ... Santos called the action for 745 career Patriots games ... Santos began calling games for the Boston Patriots at Fenway Park in 1966 ... For the first five seasons, he provided color analysis alongside veteran play-by-play man Bob Starr ... When the team moved to Foxborough in 1971, Santos moved into his current role as play-by-play voice of the Patriots (1971-79) ... WBZ lost the Patriots radio rights in the 1980s, but got them back in 1991 and returned Santos to his natural position as Voice of the New England Patriots, a position he held for 22 seasons.

# PATRIOTS ALL-DECADE TEAMS

In 2009, on the occasion of the Patriots' 50th Anniversary Season, the Patriots Hall of Fame Selection Committee selected all-decade teams to represent the greatest players from each decade in team history. The 1960s All-Decade Team was previously chosen in 1971 as the Patriots' 10th Anniversary Team. The 2000s All-Decade Team was chosen in 2010, and subsequent all-decade teams will be selected upon the conclusion of each decade.

## 2000s ALL-DECADE TEAM

### OFFENSE

OT	Nick Kaczur	2005-09
OT	Matt Light	2001-11
G	Joe Andruzzi	2000-04
G	Logan Mankins	2005-present
C	Dan Koppen	2003-11
TE	Daniel Graham	2002-06
WR	Troy Brown	1993-07
WR	Randy Moss	2007-10
WR	Wes Welker	2007-12
QB	Tom Brady	2000-present
RB	Corey Dillon	2004-06

### DEFENSE

DE	Richard Seymour	2001-08
DE	Ty Warren	2003-09
NT	Vince Wilfork	2004-present
OLB	Willie McGinest	1994-05
OLB	Mike Vrabel	2001-08
ILB	Tedy Bruschi	1996-08
ILB	Roman Phfer	2001-04
CB	Ty Law	1995-04
CB	Asante Samuel	2003-07
S	Rodney Harrison	2003-08
S	Lawyer Milloy	1996-02

### SPECIAL TEAMS

K	Adam Vinatieri	1996-05
P	Josh Miller	2004-06
Ret	Kevin Faulk	1999-11
SpT	Larry Izzo	2001-08

### Head Coach

Bill Belichick	2000-present
----------------	--------------

## 1990s ALL-DECADE TEAM

### OFFENSE

OT	Bruce Armstrong	1987-00
OT	Pat Harlow	1991-95
G	Todd Rucchi	1993-99
G	Max Lane	1994-00
C	Dave Wohlbaugh	1995-98
TE	Ben Coates	1991-99
WR	Terry Glenn	1996-01
WR	Shawn Jefferson	1996-99
QB	Drew Bledsoe	1993-01
RB	Curtis Martin	1995-97
RB	Leonard Russell	1991-93

### DEFENSE

DE	Willie McGinest	1994-05
DE	Brent Williams	1986-93
NT	Tim Goad	1988-94
OLB	Andre Tippett	1982-93
OLB	Chris Slade	1993-00
ILB	Vincent Brown	1988-95
ILB	Ted Johnson	1995-04
CB	Maurice Hurst	1989-95
CB	Ty Law	1995-04
S	Willie Clay	1996-98
S	Lawyer Milloy	1996-02

### SPECIAL TEAMS

K	Adam Vinatieri	1996-05
P	Tom Tupa	1996-98
Ret	Dave Meggett	1995-97
SpT	Larry Whigham	1994-00

### Head Coach

Bill Parcells	1993-96
---------------	---------

## 1980s ALL-DECADE TEAM

### OFFENSE

OT	Bruce Armstrong	1987-00
OT	Brian Holloway	1981-86
G	John Hannah	1973-85
G	Ron Wooten	1982-88
C	Pete Brock	1976-87
TE	Lin Dawson	1981-90
WR	Irving Fryar	1984-92
WR	Stanley Morgan	1977-89
QB	Steve Grogan	1975-90
RB	Tony Collins	1981-87
RB	Craig James	1984-88

### DEFENSE

DE	Julius Adams	1971-87
DE	Garin Veris	1985-91
NT	Richard Bishop	1976-81
OLB	Andre Tippett	1982-93
OLB	Don Blackmon	1981-87
ILB	Steve Nelson	1974-87
ILB	Johnny Rember	1983-92
CB	Raymond Clayborn	1977-89
CB	Ronnie Lippett	1983-91
S	Roland James	1980-90
S	Fred Marion	1982-91

### SPECIAL TEAMS

K	Tony Franklin	1984-87
P	Rich Camarillo	1981-87
Ret	Irving Fryar	1984-92
SpT	Mosi Tatupu	1978-90

### Head Coach

Raymond Berry	1984-89
---------------	---------

## 1970s ALL-DECADE TEAM

### OFFENSE

OT	Leon Gray	1973-78
OT	Tom Neville	1965-77
G	John Hannah	1974-85
G	Sam Adams	1972-80
C	Bill Lenkaitis	1971-81
TE	Russ Francis	1975-80, 87-88
WR	Stanley Morgan	1977-89
WR	Randy Vataha	1971-76
QB	Steve Grogan	1975-90
RB	Sam Cunningham	1973-79, 81-82
RB	Andy Johnson	1974-81

### DEFENSE

DE	Julius Adams	1971-87
DE	Tony McGee	1974-81
NT	Ray Hamilton	1973-81
OLB	Steve Zabel	1975-78
OLB	Steve King	1973-81
ILB	Steve Nelson	1974-87
ILB	Sam Hunt	1974-79
CB	Raymond Clayborn	1977-89
CB	Mike Haynes	1976-82
S	Tim Fox	1976-81
S	Prentice McCray	1974-80

### SPECIAL TEAMS

K	John Smith	1974-83
P	Mike Patrick	1975-78
Ret	Mack Herron	1973-75
SpT	Mosi Tatupu	1978-90

### Head Coach

Chuck Fairbanks	1973-78
-----------------	---------

## 1960s ALL-DECADE TEAM

### OFFENSE

OT	Charlie Long	1961-69
OT	Tom Neville	1965-77
G	Billy Neighbors	1962-65
G	Lennie St. Jean	1964-73
C	Jon Morris	1964-74
TE	Jim Whalen	1965-69
WR	Jim Colclough	1960-68
WR	Art Graham	1963-69
QB	Vito "Babe" Parilli	1961-67
RB	Larry Garron	1960-68
RB	Jim Nance	1965-71

### DEFENSE

DE	Bob Dee	1960-67
DE	Larry Eisenhauer	1961-69
DT	Houston Antwine	1961-71
DT	Jim Lee Hunt	1960-71
OLB	Tom Addison	1960-67
OLB	Ed Philpott	1966-71
MLB	Nick Buoniconti	1962-68
CB	Chuck Shonta	1960-67
CB	Daryl Johnson	1968-71
S	Don Webb	1962-71
S	Ron Hall	1961-67

### SPECIAL TEAMS

K	Gino Cappelletti	1960-70
P	Tom Yewcic	1961-67
Ret	Larry Garron	1960-68
SpT	Don Webb	1962-71

### Head Coach

Mike Holovak	1961-68
--------------	---------

# PATRIOTS 50TH ANNIVERSARY TEAM



*In recognition of the 50th anniversary season, the Patriots' Hall of Fame nominating committee selected an All-Time Team recognizing the greatest players at each position to play for the Patriots over 50 years.*

**HEAD COACH:** Bill Belichick

**HONORARY OFFENSIVE CAPTAIN:** Gino Cappelletti    **HONORARY DEFENSIVE CAPTAIN:** Tedy Bruschi

## ALL-TIME OFFENSE

Bruce Armstrong	Tackle
Matt Light	Tackle
John Hannah	Guard
Logan Mankins	Guard
Jon Morris	Center
Ben Coates	Tight End
Stanley Morgan	Wide Receiver
Troy Brown	Wide Receiver
Irving Fryar	Wide Receiver
Tom Brady	Quarterback
Jim Nance	Running Back
Sam Cunningham	Running Back

## ALL-TIME DEFENSE

Julius Adams	Defensive End
Richard Seymour	Defensive End
Houston Antwine	Defensive Tackle
Vince Wilfork	Defensive Tackle
Andre Tippett	Outside Linebacker
Mike Vrabel	Outside Linebacker
Steve Nelson	Inside Linebacker
Nick Buoniconiti	Inside Linebacker
Mike Haynes	Cornerback
Ty Law	Cornerback
Fred Marion	Safety
Rodney Harrison	Safety

## ALL-TIME SPECIALISTS

Adam Vinatieri	Place Kicker	Rich Camarillo	Punter
Kevin Faulk	Returner	Mosi Tatupu	Special Teams



The Patriots' 50th Anniversary Team was recognized during halftime of the Patriots' 2009 home-opener against the Buffalo Bills on September 14.



# PATRIOTS IN THE PRO BOWL

Includes AFL All-Star Games (1960-1970), AFC-NFC Pro Bowls (1971-2012) and NFL Pro Bowl (2013-14)

<b>1960 (4)</b>	<b>1968 (5)</b>	<b>1986 (5)</b>	DT Richard Seymour (2)
No game played	DT Houston Antwine (6)	CB Ray Clayborn (3)	<b>2004 (5)</b>
LB Tom Addison (1)	WR/K Gino Cappelletti (5)	K Tony Franklin (1)	QB Tom Brady (2)
DB Ross O'Hanley (1)	CB Leroy Mitchell (1)	WR Stanley Morgan (3)	LB Tedy Bruschi (1)
DE Bob Dee (1)	C Jon Morris (5)	SpT Mosi Tatupu (1)	SpT Larry Izzo (3)
G Charlie Leo (1)	T Tom Neville (2)	LB Andre Tippett (3)	DT Richard Seymour (3)
<b>1961 (7)</b>	<b>1969 (6)</b>	<b>1987 (2)</b>	K Adam Vinatieri (2)
LB Tom Addison (2)	RB Carl Garrett (1)	WR Stanley Morgan (4)	<b>2005 (2)</b>
DB Fred Bruney (1)	DT Jim Lee Hunt (4)	LB Andre Tippett (4)	QB Tom Brady (3)
WR Gino Cappelletti (1)	C Jon Morris (6)	<b>1988 (3)</b>	DT Richard Seymour (4)
DE Bob Dee (2)	WR Ron Sellers (1)	RB John Stephens (1)	<b>2006 (2)</b>
HB Larry Garron (1)	QB Mike Taliaferro (1)	LB Andre Tippett (5)	T Matt Light (1)
DT Jim Hunt (1)	S Don Webb (1)	LB Johnny Rember (1)	DT Richard Seymour (5)
G Charlie Leo (2)	<b>1970 (1)</b>	<b>1989 (1)</b>	<b>2007 (8)</b>
<b>1962 (6)</b>	C Jon Morris (7)	LB Johnny Rember (2)	QB Tom Brady (4)
LB Tom Addison (3)	<b>1971-75 (0)</b>	<b>1990 (1)</b>	Dan Koppen (1)
DE Fred Bruney (2)	None	T Bruce Armstrong (1)	T Matt Light (2)
DE Larry Eisenhauer (1)	<b>1976 (4)</b>	<b>1991 (2)</b>	G Logan Mankins (1)
WR Jim Colclough (1)	TE Russ Francis (1)	T Bruce Armstrong (2)	WR Randy Moss (6)
DB Dick Felt (1)	T Leon Gray (1)	TE Marv Cook (1)	CB Asante Samuel (1)
T Charlie Long (1)	G John Hannah (1)	<b>1992 (1)</b>	LB Mike Vrabel (1)
<b>1963 (11)</b>	CB Mike Haynes (1)	TE Marv Cook (2)	NT Vince Wilfork (1)
LB Tom Addison (4)	<b>1977 (2)</b>	<b>1993 (0)</b>	<b>2008 (2)</b>
DT Houston Antwine (1)	TE Russ Francis (2)	None	K Stephen Gostkowski (1)
LB Nick Buoniconti (1)	CB Mike Haynes (2)	<b>1994 (3)</b>	WR Wes Welker (1)
WR Gino Cappelletti (2)	<b>1978 (5)</b>	T Bruce Armstrong (3)	<b>2009 (5)</b>
DE Bob Dee (3)	FB Sam Cunningham (1)	QB Drew Bledsoe (1)	QB Tom Brady (5)
DE Larry Eisenhauer (2)	TE Russ Francis (3)	TE Ben Coates (1)	G Logan Mankins (2)
FB Larry Garron (2)	T Leon Gray (2)	<b>1995 (3)</b>	S Brandon Meriweather (1)
DB Ron Hall (1)	G John Hannah (2)	T Bruce Armstrong (4)	WR Wes Welker (2)
G Charlie Long (2)	CB Mike Haynes (3)	TE Ben Coates (2)	NT Vince Wilfork (2)
G Billy Neighbors (1)	<b>1979 (3)</b>	RB Curtis Martin (1)	<b>2010 (8)</b>
G Babe Parilli (1)	G John Hannah (3)	<b>1996 (6)</b>	QB Tom Brady (6)
<b>1964 (9)</b>	CB Mike Haynes (4)	T Bruce Armstrong (5)	LT Matt Light (3)
LB Tom Addison (5)	WR Stanley Morgan (1)	QB Drew Bledsoe (2)	G Logan Mankins (3)
DT Houston Antwine (2)	<b>1980 (7)</b>	TE Ben Coates (3)	LB Jerod Mayo (1)
LB Nick Buoniconti (2)	DE Julius Adams (1)	RB Curtis Martin (2)	CB Devin McCourty (1)
WR/K Gino Cappelletti (3)	FS Tim Fox (1)	DE Willie McGinest (1)	S Brandon Meriweather (2)
DE Bob Dee (3)	G John Hannah (4)	KR David Meggett (1)	WR Wes Welker (3)
DE Larry Eisenhauer (3)	CB Mike Haynes (5)	<b>1997 (5)</b>	NT Vince Wilfork (3)
RB Larry Garron (3)	WR Stanley Morgan (2)	T Bruce Armstrong (6)	<b>2011 (8)</b>
C Jon Morris (1)	LB Steve Nelson (1)	QB Drew Bledsoe (3)	QB Tom Brady (7)
QB Babe Parilli (2)	PK John Smith (1)	TE Ben Coates (4)	DE Andre Carter (1)
<b>1965 (4)</b>	<b>1981 (1)</b>	LB Chris Slade (1)	TE Rob Gronkowski (1)
DT Houston Antwine (3)	G John Hannah (5)	SpT Larry Whigham (1)	G Logan Mankins (4)
LB Nick Buoniconti (3)	<b>1982 (2)</b>	<b>1998 (3)</b>	ST Matthew Slater (1)
DE Bob Dee (4)	G John Hannah (6)	TE Ben Coates (5)	G Brian Waters (6)
C Jon Morris (2)	CB Mike Haynes (6)	CB Ty Law (1)	WR Wes Welker (4)
<b>1966 (11)</b>	<b>1983 (5)</b>	S Lawyer Milloy (1)	NT Vince Wilfork (4)
DT Houston Antwine (4)	P Rich Camarillo (1)	<b>1999 (2)</b>	<b>2012 (7)</b>
LB Nick Buoniconti (4)	CB Ray Clayborn (1)	WR Terry Glenn (1)	QB Tom Brady (8)
WR/K Gino Cappelletti (4)	RB Tony Collins (1)	S Lawyer Milloy (2)	TE Rob Gronkowski (2)
DE Larry Eisenhauer (4)	G John Hannah (7)	<b>2000 (0)</b>	G Logan Mankins (5)
DT Jim Lee Hunt (2)	T Brian Holloway (1)	None	LB Jerod Mayo (2)
C Jon Morris (3)	<b>1984 (4)</b>	<b>2001 (4)</b>	ST Matthew Slater (2)
FB Jim Nance (1)	G John Hannah (8)	QB Tom Brady (1)	WR Wes Welker (5)
T Tom Neville (1)	T Brian Holloway (2)	WR Troy Brown (1)	NT Vince Wilfork (5)
QB Babe Parilli (3)	LB Steve Nelson (2)	CB Ty Law (2)	<b>2013 (5)</b>
DB Chuck Shonta (1)	LB Andre Tippett (1)	S Lawyer Milloy (3)	QB Tom Brady (9)
G Len St. Jean (1)	<b>1985 (8)</b>	<b>2002 (6)</b>	K Stephen Gostkowski (2)
<b>1967 (7)</b>	CB Ray Clayborn (2)	SpT Larry Izzo (2)	G Logan Mankins (6)
DT Houston Antwine (5)	RT Irving Fryar (1)	S Lawyer Milloy (4)	ST Matthew Slater (3)
LB Nick Buoniconti (5)	G John Hannah (9)	CB Ty Law (3)	CB Aqib Talib (1)
RB Larry Garron (4)	T Brian Holloway (3)	DT Richard Seymour (1)	<b>2014 (5)</b>
DT Jim Lee Hunt (3)	RB Craig James (1)	K Adam Vinatieri (1)	QB Tom Brady (10)
C Jon Morris (4)	FS Fred Marion (1)	C Damien Woody (1)	K Stephen Gostkowski (3)
FB Jim Nance (2)	LB Steve Nelson (3)	<b>2003 (3)</b>	TE Rob Gronkowski (3)
T Don Oakes (1)	LB Andre Tippett (2)	CB Ty Law (4)	CB Darrelle Revis (6)
		LB Willie McGinest (2)	ST Matthew Slater (4)

## PATRIOTS PRO BOWL RECORDS

### MOST APPEARANCES

10	Tom Brady (2001, 2004-05, 2007, 2009-14)
9	John Hannah (1976, 1978-85)
7	Jon Morris (1964-1970)
6	Logan Mankins (2007, 2009-13)
6	Houston Antwine (1963-68)
6	Bruce Armstrong (1990-91, 1994-97)
6	Mike Haynes (1976-80, 1982)

### MOST CONSECUTIVE APPEARANCES

8	John Hannah (1978-85)
7	Jon Morris (1964-70)
6	Tom Brady (2009-14)
6	Houston Antwine (1963-68)
5	Logan Mankins (2009-13)
5	Wes Welker (2008-12)
5	Ben Coates (1994-98)
5	Mike Haynes (1976-80)
5	Richard Seymour (2002-06)
5	Andre Tippett (1984-88)

NOTE: The year indicates the season in which the player was selected for Pro Bowl participation, but the game itself is played the following January or February. For example, players selected in the 2013 season played in the 2014 Pro Bowl, but are listed under 2013.



# HISTORICAL TIMELINE: 1959-70

## 1959

- Nov. 16 American Football League's eighth and final franchise is awarded to William H. Sullivan, Jr.
- Nov. 22 Northwestern RB Ron Burton is selected as first draft choice and Syracuse RB Gerhardt Schwedes is made first territorial choice.
- Dec. Mike Holovak is named director of player personnel. He is the first executive hired.
- Dec. 20 Clemson QB Harvey White becomes the first player to sign a Boston Patriots contract.

## 1960

- Feb. 8 Lou Saban is appointed first head coach.
- Feb. 20 As the result of a public contest, the team nickname of Patriots is chosen. The Patriots also announce that the team colors will be red, white and blue.
- April 1 Boston University Field is named as the Patriots first home.
- April 2 Patriots become first pro team in history to issue public stock.
- April 19 Uniformed Patriot centering football (creative work of cartoonist Phil Bissell) is adopted as team logo.
- July 4 Team opens first training camp at the University of Massachusetts, 350 players attended.
- Aug. 14 Patriots play their first home game, a 24-14 preseason loss to the Dallas Texans before 11,000 fans at Harvard Stadium.
- Sept. 9 In their first regular season game, the Patriots open with a 13-10 loss to Denver at BU Field before a crowd of 21,597.
- Sept. 16 DB Chuck Shonta recovered a fumble on the final play of the game and ran for a touchdown to give the Patriots their first victory with a 28-24 advantage over the N.Y. Titans at the Polo Grounds in New York.
- Nov. 25 The Patriots host the Houston Oilers in front of 27,123 fans at BU Field, recording the first sellout in the history of the AFL.

## 1961

- Oct. 10 Mike Holovak replaces Lou Saban as head coach.
- Dec. 17 The Patriots ended the season with a 41-0 shutout over San Diego to finish with a 9-4-1 record, second in the AFL Eastern Division.

## 1962

- Sept. 16 Opened the season at Harvard Stadium and beat the Houston Oilers, 34-21. The Patriots played the remainder of their games at Boston University Field.
- Dec. 12 The Oakland Raiders claim one of the AFL's most shocking upsets with a 20-0 victory over the Patriots in the season finale. It was the Raiders' only victory of the season and knocked the Patriots out of championship contention.

## 1963

- Oct. 11 Patriots play their first game in Fenway Park and beat Oakland, 20-14.
- Dec. 28 With a 26-8 victory over Buffalo, the Patriots win the AFL's Eastern Division title in the league's only season-ending tie-breaker game.

## 1964

- Jan. 5 The Patriots fall in the AFL title game, 51-10,



In the AFL's first ever preseason game on July 30, 1960, the Patriots defeat Buffalo 28-7 at War Memorial Stadium. Patriots DE Bob Dee (above) recovered a fumble for the league's first touchdown.

## 1964 (Cont.)

- to the Chargers in San Diego.
- Oct. 4 Gino Cappelletti boots six field goals in a win at Denver, setting the team's single-game record.
- Dec. 20 Gino Cappelletti finished the season with 155 total points, an AFL record and ranks fourth in NFL history. He won AFL MVP honors.

## 1966

- Rommie Loudd becomes the first African-American assistant coach in the AFL when Mike Holovak adds him to the Patriots coaching staff prior to the 1966 season. The following season, Loudd was named director of player personnel.
- Dec. 17 Jim Nance rushes for 78 yards against the N.Y. Jets in the season finale giving him 1,458 yards rushing for the season, a Patriots single-season team record until 1995. Nance was later honored with the league's Most Valuable Player award.

## 1967

- Aug. 13 Patriots played the Baltimore Colts of the NFL in a preseason game. It was the first time the Patriots had played an NFL team. The Patriots lost the game 33-3.
- Dec. 17 Jim Nance finishes the season with 1,216 yards rushing and becomes the first player in AFL history to rush for over 1,000 yards in back-to-back seasons.

## 1968

- Nov. 10 Gino Cappelletti became the first player in AFL history to score more than 1,000 points in his career, reaching the milestone on a 19-yard touchdown catch vs. San Diego.

## 1969

- Jan. 30 Patriots appoint Clive Rush as vice president and head coach.

## 1970

- Feb. 1 The AFL and NFL announce a merger, forming a common league with 26 teams, 13 in the American Football Conference and 13 in the National Football Conference.

# HISTORICAL TIMELINE: 1970-82

## 1970 (Cont.)

- April 4 Foxborough selected as the new playing site for the Patriots.
- Sept. 23 Official ground-breaking ceremonies begin for the construction of the Patriots new stadium in Foxborough. The stadium opened nearly one year later.
- Nov. 12 John Mazur replaces Clive Rush as head coach.

## 1971

- Mar. 22 The Boston Patriots are renamed the New England Patriots.
- Aug. 15 The Patriots make their debut at Schaefer Stadium in Foxborough. Gino Cappelletti kicked a 36-yard field goal for the first points scored in the stadium as the Patriots topped the N.Y. Giants, 20-14, before 60,423 fans.



The Patriots played their first game at Schaefer Stadium in 1971 in front of 60,423 fans.

## 1972

- Feb. 17 The Patriots made financial history by paying first cash dividend of 15 cents per share.

## 1973

- Jan. 26 Chuck Fairbanks is named head coach and general manager.
- Jan. 30 The Patriots solidify their franchise for years to come when they select John Hannah (4th overall), RB Sam Cunningham (11th) and WR Darryl Stingley (19th) in the first round of the 1973 draft.

## 1975

- Nov. 7 President William H. Sullivan, Jr. became the first majority owner in club history when he purchased additional voting stock to give him 88 percent of the franchise's voting stock.

## 1976

- July 10 Patriots open their training camp for the first time at Bryant College in Smithfield, R.I. after spending the summers of 1969-75 at UMass-Amherst.
- Dec. 5 Patriots defeat New Orleans, 27-6, at Foxboro to qualify for their first NFL playoff appearance and their first playoff appearance since the 1963 AFL Championship game.
- Dec. 8 Non-voting stockholders approve offer of \$15 per share made by Billy Sullivan to purchase all non-voting stock.
- Dec. 18 Lost AFC divisional playoff game to the eventual Super Bowl Champion Oakland Raiders, 24-21, in the final 10 seconds of the game.

## 1977

- Aug. 20 Work completed on installation of new surface (Super Turf) in Schaefer Stadium.

## 1978

- Dec. 10 Patriots clinch their first outright divisional championship in the club's history with a last-minute 26-24 victory over Buffalo at home.
- Dec. 31 Patriots lose 31-14 to Houston in first playoff game ever played in Foxborough.

## 1979

- April 2 Patriots announce that head coach and general manager Chuck Fairbanks has been released from his contract to assume duties as head football coach at the University of Colorado.
- April 6 Francis "Bucko" Kilroy named general manager and former Patriots offensive coordinator Ron Erhardt is named head coach.
- Sept. 3 Former wide receiver Darryl Stingley is named Executive Director of Player Personnel.
- Dec. 16 In a 27-23 victory over the Minnesota Vikings to close out the 1979 regular season, WR's Harold Jackson and Stanley Morgan became the first and second players in Patriots history to surpass the 1,000-yard receiving single-season mark. Jackson finished the 1979 campaign with 1,013 yards and Morgan totaled 1,002.

## 1980

- Feb. 25 Paul Sonnabend resigns as Executive Director of the NFL Management Council and is appointed as Vice President and a member of the Board of Directors of the Patriots.
- April 8 William H. "Billy" Sullivan, Jr., President of the Patriots, is re-elected as Chairman of the Board of NFL Properties.

## 1981

- Nov. 29 RB Sam Cunningham, with 35 yards on nine carries against St. Louis at Foxboro, surpasses Jim Nance (5,323 yards on 1,323 carries) as the Patriots all-time career rushing leader.

## 1982

- Jan. 15 Ron Meyer, head coach at Southern Methodist University from 1976-81, is named the eighth head coach in club history.
- Dec. 12 The Patriots defeat the Miami Dolphins, 3-0, in the "Snow Plow Game." Mark Henderson used a snow plow to clear a kicking surface on the Schaefer Stadium turf for John Smith. Smith then connected on a 33-yard field goal which would be the only scoring of the game.



# HISTORICAL TIMELINE: 1983-86

## 1983

- Jan. 8 In their first playoff appearance since 1978, the Patriots lose to the eventual AFC Champion Miami Dolphins at the Orange Bowl, 28-13.
- Feb. 16 General manager Bucko Kilroy is promoted to the position of Vice President and Patrick Sullivan, assistant general manager for four years, is named general manager.
- May 23 Schaefer Stadium is renamed Sullivan Stadium in honor of the founder and driving force behind the Patriots franchise, William H. "Billy" Sullivan, Jr.
- June 29 Sullivan Stadium is officially rededicated and the Boston Pops perform a concert in the stadium that is free to the public.

## 1984

- June 1 The Patriots organize a fan advisory board, a group of season ticket holders who will help advise the Patriots on how to make Sullivan Stadium a more exciting and more pleasant place to bring a family to watch an NFL game.
- June 5 In the first-ever NFL Supplemental Draft, the Patriots select slotback Ricky Sanders of the Houston Gamblers, running back Eric Jordan of the Oakland Invaders and quarterback Walter Lewis of the Memphis Showboats.
- Oct. 25 Hall of Fame receiver Raymond Berry is named the head coach of the Patriots, replacing Ron Meyer. Berry, a former Patriots assistant coach, becomes the team's ninth head coach.

## 1985

- Oct. 13 Raymond Clayborn establishes a new team record for consecutive starts by starting his 111th straight game. Ray Hamilton had the old mark of 110 (set Sept. 16, 1973 to Oct. 26, 1980). Clayborn celebrated the record-setting day by scoring his first professional touchdown on a 27-yard interception return vs. Buffalo.
- Dec. 28 The Patriots defeated the New York Jets, 26-14, at The Meadowlands (East Rutherford,



Patriots head coach Raymond Berry was carried off the field by his players after the Patriots defeated the Miami Dolphins, 31-14, in the 1985 AFC Championship Game, advancing to Super Bowl XX.

## 1985 (Cont.)

N.J.) in the AFC wild-card game. With the victory, the Patriots won their first NFL playoff game (the Patriots were 0-3 in the NFL playoffs prior to the game).

## 1986

- Jan. 12 The Patriots defeated the Miami Dolphins, 31-14, to claim their first AFC Championship in team history. In doing so, the Patriots ended an 18-game losing streak at the Orange Bowl that began in 1967. Raymond Berry became the first Patriots head coach to lead his team to the Super Bowl.
- Jan. 26 The Patriots reach the Super Bowl for the first time in team history, playing the Chicago Bears in Super Bowl XX in the Louisiana Superdome in New Orleans. The Bears won the game, 46-10.



- Jan. 27 Defensive end Julius Adams retires after 15 years (all with the Patriots). He was the oldest active defensive lineman in the league at age 37 when he retired, and held the team record until 2000 with 210 games played.
- June 12 Coach Raymond Berry, who led the Patriots to the AFC Championship and Super Bowl XX in his first full season as the team's head coach, signs new five-year contract.
- June 30 John Hannah, who was selected to the Pro Bowl a team record nine times, announces his retirement. He retires after starting 183 games, a team record until 1999.
- Sept. 7 1985 AFC Championship banner is raised at Sullivan Stadium in pregame ceremony prior to the season opener vs. Indianapolis. The banner is 10 feet wide and 15 feet long. Mr. William H. "Billy" Sullivan, Jr. is joined by the governors from each of the New England states.
- Sept. 21 QB Tony Eason throws for a then team-record 414 yards. The Patriots lose to Seattle, 38-31, in the game played in Foxboro. Eason was 26-of-45 with three touchdowns and no interceptions.
- Dec. 7 WR Stanley Morgan establishes a new team record for catches in one season with his 67th catch (had five catches on the day). Morgan, who finished the season with 84 catches, broke Derrick Ramsey's previous mark of 66 catches, set in 1984.
- Dec. 31 NEP Partners purchase a three-year option to buy the Patriots.

# HISTORICAL TIMELINE: 1987-94

## 1987

Nov. 29 Cornerback Raymond Clayborn ends his consecutive games played streak at 161. Clayborn broke Gino Cappelletti's record of 152 consecutive games played and Ray Hamilton's record 110 consecutive starts.

## 1988

July 28 Victor K. Kiam II, the owner and chief executive officer of Remington Products, Inc. of Bridgeport, Conn., agrees to purchase the team from William H. "Billy" Sullivan, Jr.

Oct. 28 Victor K. Kiam II becomes majority owner and chairman of the Patriots. Francis W. Murray, the minority owner, is the vice chairman. William H. "Billy" Sullivan, Jr., the founder and previous owner, remains as the team's president. The Kiam, Murray and Sullivan team is known as KMS Limited.

Nov. 23 K-Korp, a company co-owned by Robert Kraft, purchases Sullivan Stadium.

Dec. 4 Veteran wide receiver Stanley Morgan catches his 500th career reception vs. Seattle.

## 1989

Jan. 6 Running back John Stephens is named the Old Spice/NFL Rookie of the Year.

## 1990

Sullivan Stadium is renamed Foxboro Stadium.

Feb. 27 Rod Rust is named the head coach of the Patriots, replacing Raymond Berry (who was relieved of his duties on Feb. 26). Rust, a former Patriots defensive coordinator, becomes the team's 10th head coach.

Mar. 14 Former Patriots offensive guard John Hannah and cornerback Mike Haynes are selected to the National Football League's All-1980s team, while current linebacker Andre Tippett earned second-team honors.

Dec. 20 Sam Jankovich, the University of Miami's Athletic Director from 1982-90, is named the chief executive officer of the Patriots.

## 1991

Jan. 7 Dick MacPherson is named head coach of the Patriots, replacing Rod Rust (who was relieved of his duties on Jan. 4). MacPherson, the head coach at Syracuse for 10 seasons, becomes the team's 11th head coach.

May 3 The installation of a natural grass playing surface at Foxboro Stadium is completed.

July 27 Former Patriots offensive guard John Hannah is inducted into the Pro Football Hall of Fame in Canton, Ohio.



## 1992

May 11 James B. Orthwein purchases the controlling interest of the Patriots from Victor K. Kiam II. Orthwein becomes Chairman of the Board of the club, while Francis W. Murray, the club's minority owner, becomes President. Sam Jankovich remains the CEO.

Aug. Gino Cappelletti and Nick Buoniconti are inducted into the Patriots Hall of Fame.

## 1993

Jan. 9 Sam Jankovich, the Patriots chief executive officer for the past two seasons, resigns.

Jan. 21 Bill Parcells is named head coach of the Patriots, replacing Dick MacPherson (who was relieved of his duties on Jan. 8). Parcells becomes the team's 12th head coach. In addition, Patrick Forte is named Executive Vice President of Football Operations and James Hausmann is named Executive Vice President of Business Operations.

Mar. 31 The Patriots unveil their new logo and uniforms at a press conference at the Four Seasons Hotel in Boston. The new icon features a streamlined head of a minuteman while the primary color of the uniforms changes from red to blue.

Aug. 18 Bob Dee, Jim Lee Hunt, Steve Nelson and Babe Parilli are inducted into the Patriots Hall of Fame.

## 1994

Jan. 2 Patriots LB Andre Tippett sacked Dolphin QB Scott Mitchell to record his 100th career sack. Tippett leads all Patriots with 100 sacks (Julius Adams ranks second with 80.5).

Jan. 21 Robert K. Kraft becomes the Patriots fourth owner in the club's 35-year history with an agreement to purchase the team from James Orthwein.



Andre Tippett played in the final game of his career on Jan. 2, 1994. In that game, he sacked Miami's Scott Mitchell to end his career with a team-record 100.0 sacks.



# HISTORICAL TIMELINE: 1994-97

## 1994 (Cont.)

- Feb. 25 The sale of the Patriots from James Orthwein to Robert K. Kraft becomes official.
- Feb. 26 Patriots fans respond to the sale by purchasing 5,958 season tickets, a Patriots single-day sales record.



On January 21, 1994 Robert K. Kraft becomes the Patriots fourth owner in the club's 35-year history with an agreement to purchase the team from James Orthwein.



On February 26, 1994, Patriots fans respond to the sale by braving a snow storm to purchase 5,958 season tickets. The one-day mark is a Patriots single-day sales record.

- May 12 Andre Tippett is appointed director of player resources upon his announced retirement.
- June 1 Second-round draft choice Kevin Lee becomes the 10th and final 1994 Patriots draft choice to sign a contract. The 37-day signing period is the fastest reported to the league since the 1970 AFL-NFL merger.
- Nov. The Patriots announce WBCN - 104.1 FM as the team's new radio flagship station after reaching a three-year agreement.
- Dec. 24 The Patriots defeat the Chicago Bears, 13-3, clinching the team's first playoff berth since 1986.

## 1995

- Jan. 1 The Cleveland Browns defeat the Patriots 20-13 in a Wild Card playoff game.
- Feb. 9 The Patriots announce Boston's ABC affiliate WCVB-TV (Channel 5) as their preseason television flagship station. WCVB will televise preseason games and a weekly Patriots show, called Patriots All-Access.
- Mar. 29 The Patriots publish their premier issue of *Patriots Football Weekly*, the team's official newspaper.

## 1995

- Apr. 29 For the first time in franchise history, every home game is sold out before the season begins as the remaining 15,000 tickets are sold individually to non-season ticket holders.

## 1996

- July 20 Owner Robert Kraft signs QB Drew Bledsoe to a seven-year contract extension.
- Dec. 8 The Patriots clinch their second playoff berth in two years by defeating the N.Y. Jets, 34-10.
- Dec. 15 The Patriots clinch their first AFC Division title since 1986.
- Dec. 21 The Patriots score 23 unanswered second half points and defeat the N.Y. Giants 23-22 to secure a first-round playoff bye and first home playoff game since 1978. WR Terry Glenn finished the 1996 season with 90 receptions, setting a new league rookie reception record (83 by Earl Cooper - 1980).

## 1997

- Jan. 5 The Patriots win their first home playoff game in team history by defeating the Pittsburgh Steelers 28-3 in Foxboro Stadium.
- Jan. 12 Otis Smith's 47-yard fumble return for a touchdown with 2:36 remaining enabled the Patriots to defeat the Jacksonville Jaguars 20-6 and earn their second AFC Championship and a trip to Super Bowl XXXI.
- Jan. 26 The Patriots lose 35-21 to the Green Bay Packers in Super Bowl XXXI. The two teams set a Super Bowl record for the most points scored by two teams in the first quarter with 24. At the time, the game was the fourth-most-watched program in television history.



- Jan. 31 Bill Parcells steps down as head coach.
- Feb. 3 The Patriots name Pete Carroll as their 13th head coach. Carroll, former head coach of the New York Jets in 1994, spent the '95 and '96 seasons as defensive coordinator of the San Francisco 49ers.
- July 26 Former Patriot CB Mike Haynes is inducted into the Pro Football Hall of Fame.
- Aug. 25 The Patriots introduce the world's first direct to digital nightly video webcast. The webcast contains everything from Patriots player interviews and press conferences to game reviews and previews.
- Sept. 21 For the third time in team history, and first since 1974, the Patriots started the 1997 season 4-0 with a 31-3 victory over Chicago.



# HISTORICAL TIMELINE: 1997-2002

## 1997 (Cont.)

- Dec. 22 The Patriots clinched their second consecutive AFC East Division Championship with a 14-12 victory over the Miami Dolphins. It was their first back-to-back division championship in franchise history and their third playoff appearance in four years. With their victory over the Dolphins, the Patriots finished the 1997 season 7-1 against their division opponents, which tied a then-franchise record.
- Dec. 28 The Patriots won their third home playoff game in two years when they defeated the Miami Dolphins, 17-3.

## 1998

- Jan. 3 The Patriots lost 7-6 to the Pittsburgh Steelers in the Divisional Playoff round.
- Feb. 23 William H. "Billy" Sullivan Jr., the founder of the New England Patriots, died at the age of 82 in Atlantis, Fla.
- Dec. 13 QB Drew Bledsoe completed a 4-yard pass to TE Lovett Purnell to become the Patriots' all-time leading completion leader, surpassing Steve Grogan (1,876).
- Dec. 20 The Patriots defeat the San Francisco 49ers, 24-21, to qualify for the playoffs for the third consecutive year.

## 1999

- Jan. 3 Jacksonville Jaguars defeat the Patriots, 25-10, in a wild card playoff game.
- Feb. 7 Patriots CB Ty Law returns an interception 67 yards for a touchdown to propel the AFC to a 23-10 victory in the Pro Bowl. Law, who was selected to play in the game for the first time, was named co-MVP for his efforts.
- June "Patriots All-Access," the Patriots weekly television show wins a New England Emmy for Best Sports Series.
- June 21 The Patriots sold all their remaining tickets for every regular season game in just 90 minutes.
- Nov. 15 Patriots linebacker Andre Tippett is inducted into the Patriots Hall of Fame.
- Dec. 6 In a Foxboro town meeting, over 93 percent of the town's residents voted in favor of passing six necessary articles to approve the stadium project.

## 2000

- Jan. 27 Patriots name Bill Belichick the 14th head coach in franchise history.



## 2000 (Cont.)

- April 18 The Patriots unveil the designs for their new stadium in a press conference at the Seaport Hotel in Boston. Newly designed team uniforms feature a color change from a royal blue to Nautical Blue.
- June 15 Gillette Stadium's first concrete foundation is poured.
- Oct. 1 Quarterback Drew Bledsoe became the Patriots' all-time leading passer, surpassing Steve Grogan's total of 26,886 yards.



- Nov. 19 Tackle Bruce Armstrong became the Patriots' all-time leader in games played when he started his 207th career game vs. Cincinnati

## 2001

- April 3 In celebration of a long-standing construction tradition, the final beam was hoisted into place at Gillette Stadium to signify the "topping off" of the structure's steel.
- July 30 The Neponset River is daylighted and diverted into a new corridor on the stadium site.
- Aug. 6 Patriots quarterback coach Dick Rehbein died due to a heart condition at the age of 45.
- Aug. 6 Seat installation begins at Gillette Stadium.
- Sept. 30 Former tackle Bruce Armstrong is inducted into the Patriots Hall of Fame.
- Oct. Installation of the new scoreboards and video boards begins at Gillette Stadium.
- Nov. 19 The grass playing surface is installed at Gillette Stadium.

## 2002

- Jan. 6 The Patriots defeated the Carolina Panthers, 38-6, and finished the 2001 season with an 11-5 record. They tied a then franchise record with 11 victories and claimed their third AFC East title in six seasons.
- Jan. 19 In a driving snowstorm, the Patriots beat the Oakland Raiders, 16-13 in overtime, in the final game at Foxboro Stadium to advance to the AFC Championship Game.
- Jan. 27 The Patriots beat the Pittsburgh Steelers, 24-17, to advance to the Super Bowl for the third time in their history and the second time in the last six years.

# HISTORICAL TIMELINE: 2002-03

## 2002 (Cont.)

- Feb. 3 The Patriots claimed the first Super Bowl championship of their 42-year history with a 20-17 win over the St. Louis Rams in Super Bowl XXXVI in New Orleans. Patriots kicker Adam Vinatieri nailed a 48-yard field goal as time expired to bring the Lombardi Trophy home to New England.



- Feb. 5 The state of Massachusetts held a victory parade for the Patriots. The parade traveled through downtown Boston and concluded with a rally at city hall. Approximately 1.25 million people attended the event.
- Feb. 13 The Patriots traveled to Rhode Island as part of their Super Bowl trophy tour for a rally held by the state to congratulate the franchise for their victory in Super Bowl XXXVI.
- Feb. 18 Demolition of Foxboro Stadium begins.
- March 5 The Patriots held the red-carpet premiere of their Super Bowl XXXVI video at the Loews Theatre at Boston Common.
- March 28 The NFL released its 2002 schedule and the Patriots were featured in a franchise record six nationally televised games.
- April 1 The Patriots and their Super Bowl trophy were on hand at Fenway Park for opening day of the 2002 Boston Red Sox season. In a pre-game ceremony, each of the players in attendance threw out the first pitch of the season.
- April 2 The Patriots were invited to the White House and were congratulated on their victory in Super Bowl XXXVI by the President of the United States, George W. Bush.



## 2002 (Cont.)

- April 10 The Patriots traveled to New Hampshire and Vermont as part of their Super Bowl Trophy Tour and took part in rallies in both states to celebrate their victory in Super Bowl XXXVI.
- April 17 The Patriots continued their Super Bowl Trophy Tour with a trip to Maine.
- May 6 The Patriots moved into their new offices and facilities at their new stadium.
- May 9 The New England Revolution soccer team participated in the first practice held at the new stadium.
- May 11 The Revolution played in the first game at the new stadium. In the stadium's "soft opening," the lower seating bowl and concourse are opened to the public for the first time.
- June 1 Demolition of Foxboro Stadium is completed.
- June 4 The Patriots traveled to Connecticut as part of their Super Bowl Trophy Tour to thank their fans for their support.
- June 6 The Patriots open a three-day minicamp, the first time the entire team worked together at the new stadium.
- June 9 Robert Kraft hosted the Patriots Super Bowl ring ceremony at the Boston Harbor Hotel.
- Aug. 5 Patriots signed a 15-year agreement with the Gillette Company for exclusive naming rights to Gillette Stadium.



- Aug. 17 Patriots host first football game at Gillette Stadium, a 16-15 preseason victory over the Philadelphia Eagles.
- Sept. 9 Patriots host the grand opening of Gillette Stadium against the Pittsburgh Steelers on Monday Night Football. The Patriots defeated the Steelers 30-14.
- Sept. 22 Troy Brown established a single-game franchise record with 16 catches vs. Kansas City.
- Dec. 8 The Patriots extended their radio agreement with WBCN.
- Dec. 16 Robert and Jonathan Kraft named 2002 Sports Industrialists of the Year by *The Sports Business Daily*.

## 2003

- Aug. 27 Robert Kraft presents offensive lineman Joe Andruzzi with the first annual New England Patriots Ron Burton Community Service Award. The award is presented in honor of Burton, the first draft choice in team history and a dedicated member of the New England community.

# HISTORICAL TIMELINE: 2003-06

## 2003 (Cont.)

- Dec. 7 The Patriots defeated the Miami Dolphins, 12-0, in snowy Foxborough to claim the seventh division title in franchise history.
- Dec. 27 New England closed out the then-best regular season in franchise history with a 31-0 shut-out over the Buffalo Bills to finish the season with a 14-2 record, the best mark in the NFL.

## 2004

- Jan. 10 In the coldest game in team history (four degrees), the Patriots beat Tennessee 17-14 in the divisional playoffs at Gillette Stadium.
- Jan. 18 New England hosted the AFC Championship for the second time in club history and advanced to the fourth Super Bowl in team annals with a 24-14 win over the Indianapolis Colts.
- Jan. 21 Robert K. Kraft celebrated the 10th anniversary of his purchase of the franchise.
- Feb. 1 The Patriots won the Super Bowl for the second time in three seasons with a thrilling



32-29 victory over Carolina in Super Bowl XXXVIII at Reliant Stadium in Houston.

- Feb. 3 More than 1.5 million Patriots fans jammed the streets of Boston for a victory parade that ends with a rally at City Hall Plaza.
- March 21 The Patriots brought the Lombardi Trophy to Manchester, N.H., to celebrate their Super Bowl XXXVIII victory with the fans of New Hampshire.
- April 7 The Patriots brought the Lombardi Trophy to a victory parade in Portland, Maine.
- April 9 Robert Kraft threw out the first pitch at the Boston Red Sox' 2003 Opening Day ceremonies at Fenway Park.
- April 22 The Patriots released the DVD "3 Games to Glory II," at a premiere event in Randolph, Mass. The two-disc set contains nearly five hours of features chronicling and commemorating the Patriots' record-setting 2003 season.
- May 8 The Patriots brought the Lombardi Trophy to Water Fire in Providence, R.I., to share their Super Bowl victory with the fans of Rhode Island.
- May 10 The Patriots visited the White House, where they were honored by President George W. Bush.
- June 13 Robert Kraft presented the Patriots with Super Bowl XXXVIII rings in a ceremony at his home.
- Sept. 9 The Patriots opened the NFL's 2004 regular season with a 27-24 victory over Indianapolis in a Thursday prime-time matchup at Gillette Stadium. Robert Kraft unveiled the team's second Super Bowl Championship Banner as part of a star-studded pregame ceremony that included musical performances from Elton John, Toby Keith, Destiny's Child and Lenny Kravitz.
- Oct. 10 New England set the all-time pro football record with its 19th consecutive victory, a 24-10 win over the Miami Dolphins at Gillette

## 2004 (Cont.)

- Stadium. The winning streak eventually extended to 21 games.
- Dec. 12 The Patriots clinched their eighth AFC East crown following a 35-28 win over Cincinnati in Foxborough.

## 2005

- Jan. 16 New England advanced to the AFC Championship Game with a 20-3 victory over Indianapolis amid snowy conditions at Gillette Stadium. The Patriots held the highest-scoring offense in the NFL to just a field goal.
- Jan. 23 The Patriots won their fifth AFC Championship with a 41-27 victory over the Pittsburgh Steelers at Heinz Field, setting a franchise playoff record for points against the NFL's top defense.
- Feb. 6 The Patriots outlasted the Philadelphia Eagles in Super Bowl XXXIX, posting a 24-21 win for their third championship. The Patriots became just the second franchise in NFL history to win three out of four Super Bowls.
- Feb. 8 More than a million fans line the streets of Boston as the Patriots take part in a rolling rally through the city.



- March 20 The Patriots brought the Lombardi Trophy to Manchester, N.H., to celebrate with the fans of New Hampshire.
- April 8 The Patriots brought the Lombardi Trophy to a victory parade in Portland, Maine.
- April 13 The Patriots returned to the White House to be honored as champions by President Bush.
- April 21 The commemorative DVD "3 Games to Glory III" was released at a premiere event in Randolph, Mass.
- June 12 Robert Kraft presented the Patriots with Super Bowl XXXIX rings in a ceremony at his home.
- Sept. 8 The Patriots raised their third Super Bowl banner prior to a 30-20 victory over the Oakland Raiders in the 2005 regular-season opener.
- Sept. 19 *Forbes* magazine names the Patriots 'The Best Team in Sports' and Robert Kraft appears on the cover of the issue.
- Dec. 4 On a snowy day, the Patriots defeat the New York Jets, 16-3, to improve to 9-0 all-time in snow games in Foxborough.
- Dec. 12 Quarterback Tom Brady is named *Sports Illustrated's* Sportsman of the Year.
- Dec. 17 The Patriots clinch their third straight AFC East title with a 28-0 victory over Tampa Bay in Foxborough. The title marked New England's fourth division championship in a five-year span.


## 2006

- Jan. 1 The Patriots celebrate the 25th anniversary of the 1985 AFC Championship team by honoring

# HISTORICAL TIMELINE: 2006-08

## 2006 (Cont.)

50 former players and coaches at halftime of the 2005 regular-season finale at Gillette Stadium.



- Jan. 7 The Patriots defeat the Jacksonville Jaguars, 28-3 in a wild card playoff game. The victory was New England's 10th consecutive playoff win, setting an all-time NFL record.
- Nov. 5 Troy Brown grabs his 535th career reception, in a game against the Indianapolis Colts, passing Stanley Morgan (534 receptions) to become the Patriots' all-time receptions leader.
- Dec. 24 The Patriots capture their fourth consecutive AFC East title with a 24-21 victory over the Jacksonville Jaguars. Their four straight titles ties the AFC East division record.

## 2007

- Jan. 7 New England defeats the N.Y. Jets 37-16 in a first-round playoff game at Gillette Stadium. The Patriots streak of four straight seasons with a playoff victory tied the fifth longest such streak in NFL history.
- Jan. 14 The Patriots advance to their third AFC Championship Game in four seasons with a 24-21 road win against the top-seeded San Diego Chargers.
- May 20 The Kraft Group makes public its plans for Patriot Place, a super-regional shopping and entertainment destination on the grounds of Gillette Stadium. The development will include a mix of more than 70 retail and entertainment options for visitors.
- May 20 The Kraft Group unveils its vision for The Hall at Patriot Place, a football-themed museum to be located within the larger Patriot Place development and slated to open in Fall 2008. The Hall will honor Patriots greats and will give fans an opportunity to celebrate the team's championship tradition through a cutting-edge multimedia experience.

## 2007 (Cont.)

- Aug. 27 Stanley Morgan is enshrined in the Patriots Hall of Fame in an induction ceremony at the Patriots Kickoff Gala at Gillette Stadium.
- Sept. 6 Robert Kraft is ranked as the top NFL owner on *Sports Business Journal's* list of the 20 most influential people in the NFL.
- Sept. 9 Ellis Hobbs returns a kickoff 108 yards for a touchdown in the Patriots' season opener, setting an NFL record for the longest kickoff return in league history.
- Oct. 21 Tom Brady throws a franchise-record six touchdown passes in a 49-28 win over the Dolphins. His 158.3 passer rating in the game is the second perfect rating in Patriots history.
- Nov. 4 Tom Brady throws his 33rd touchdown pass of the season, setting a franchise record in a 24-20 victory over Indianapolis Colts. The game between the 7-0 Patriots and the 8-0 Colts was the latest matchup of undefeated teams in NFL history.
- Nov. 14 Bass Pro Shops holds its grand opening at Patriot Place.
- Nov. 18 The Patriots tie a franchise record for points in a 56-10 win at Buffalo. Randy Moss sets a team record with four touchdown catches.
- Nov. 19 A topping off ceremony is held for The Hall at Patriot Place.
- Dec. 3 The then-largest audience in cable television history (17.5 million) watches the Patriots' thrilling last-minute 27-24 victory over Baltimore on Monday Night Football.
- Dec. 9 The Kraft Group and CBS Corp. announce plans to launch The CBS Scene Restaurant and Bar, a 15,000 sq. ft. state-of-the-art entertainment and sports venue at Patriot Place.
- Dec. 29 The Patriots defeat the New York Giants, 38-35, to complete the first 16-0 regular season in NFL history. Tom Brady sets a new NFL record with his 50th touchdown pass and Randy Moss sets a league mark with his 23rd touchdown reception. The Patriots finish the season with a league-record 589 points and 75 touchdowns.

## 2008

- Jan. 5 Tom Brady is named the NFL's Most Valuable Player by the Associated Press.
- Jan. 20 The Patriots win their sixth AFC Championship with a 20-12 victory over San Diego at Gillette





# HISTORICAL TIMELINE: 2008-09

## 2008 (Cont.)

- Stadium, advancing to Super Bowl XLII with an unprecedented 18-0 record.
- Jan. 27 More than 15,000 fans and Massachusetts Governor Deval Patrick participate in a snowy send-off rally at Gillette Stadium as the Patriots depart for Arizona and Super Bowl XLII.
- Feb. 2 Andre Tippett is elected to the Pro Football



Randy Moss set an NFL record with his 23rd touchdown catch of the season on Dec. 29, 2007 in a game against the New York Giants.

Hall of Fame, becoming the second player to earn the honor after playing his entire career as a Patriot.

- Feb. 3 The Patriots fall to the New York Giants, 17-14, in Super Bowl XLII. The Patriots take a 14-10 lead with 2:42 remaining, but a Giants touchdown with 0:35 left clinches the game.



- Mar. 11 The Hall at Patriot Place launches the website newenglandfootball.com, an initiative to promote high school football in New England.
- July 7 Ben Coates is elected to the Patriots Hall of Fame in voting by fans on Patriots.com.
- Aug. 2 Andre Tippett is inducted into the Pro Football Hall of Fame in Canton, Ohio. He is presented by Patriots Chairman and CEO Robert Kraft, and joins John Hannah as the only career Patriots in the Pro Football Hall of Fame.
- Sept. 6 The Kraft Group and CBS open CBS Scene Restaurant & Bar, a three-story, 15,000-square-foot, one-of-a-kind entertainment and dining destination at Patriot Place, with a star-studded red carpet event.
- Sept. 18 A ribbon-cutting ceremony is held at The Hall at Patriot Place presented by Raytheon, unveiling a first-of-its-kind experience that

## 2008 (Cont.)

- shows the history of the New England Patriots, provides a permanent home for the franchise's Hall of Fame and promotes math and sciences education through football.
- Sept. 20 In a ceremony attended by thousands of Patriots fans outside The Hall at Patriot Place, 12 members of the Patriots Hall of Fame were re-inducted and Ben Coates was inducted as the 13th member.
- Sept. 22 The Hall at Patriot Place presented by



Patriots Hall of Famers (from left) Ben Coates, Stanley Morgan, Steve Grogan, Mike Haynes, Andre Tippett, Nick Buoniconti, Steve Nelson, John Hannah and Vito "Babe" Parilli were honored at halftime of a Sept. 21, 2008 game at Gillette Stadium as part of the inaugural Induction Weekend at The Hall at Patriot Place presented by Raytheon.

- Raytheon opens to the public.
- Sept. 25 Wide receiver Troy Brown announces his retirement from football. His significant contributions in all three phases of the game – offense, defense and special teams – made him one of the most beloved players in the history of the Patriots franchise.
- Oct. 20 Andre Tippett, a member of the Pro Football Hall of Fame Class of 2008, is honored at Andre Tippett Night at Gillette Stadium.

## 2009

- Jan. 22 The Patriots unveil their 50th season logo, which will brand all of the team's activities in 2009.
- March 24 On the occasion of the team's 50th season, Patriots Chairman and CEO Robert Kraft inducts William H. "Billy" Sullivan, the team's founder, into the Patriots Hall of Fame as the first contributor to be enshrined.
- June 10 Jim Nance is elected to the Patriots Hall of Fame in voting by fans on Patriots.com.
- Oct. 18 The Patriots set team records for points in a game (59) and total net yards (619) in a 59-0 victory vs. Tennessee in snowy conditions at Gillette Stadium. Tom Brady sets an NFL record with five





# HISTORICAL TIMELINE: 2009-2011

## 2009

- touchdown passes in the second quarter.
- Oct. 25 The Patriots play their first game on foreign soil as part of the NFL's International Series in front of 84,000 fans at London's historic Wembley Stadium. The Patriots defeat the Tampa Bay Buccaneers, 35-7.



- Nov. 30 Tom Brady passes Drew Bledsoe (29,657) to become New England's all-time passing leader.
- Dec. 6 Randy Moss and Wes Welker both go over 1,000 yards receiving at Miami to become the first Patriots players and only the sixth set of players in NFL history to have three straight 1,000-yard seasons.
- Dec. 13 Wes Welker reaches 100 receptions for the third consecutive season on a 6-yard pass from Tom Brady in the third quarter vs. Carolina. Welker reached 100 receptions in his 11th game of the season to tie Marvin Harrison for the fewest individual games played to reach 100 receptions in a season in NFL history.
- Dec. 20 The Patriots beat Buffalo, 17-10, to win their ninth game of the season and become the first



team to win more than half of their games in nine straight seasons since free agency began in 1993 and only the fifth team to do so since the 1970 merger.

- Dec. 27 The Patriots clinch the AFC East Division title for the seventh time in nine seasons with a 35-7 victory over the Jacksonville Jaguars at Gillette Stadium. The Patriots earned their 11th playoff berth in the 16 seasons since Robert Kraft purchased the team.

## 2010

- June 14 Sam "Bam" Cunningham, the franchise's all-time leading rusher, is selected by fans as the 2010 inductee to the Patriots Hall of Fame.
- Aug. 2 Patriot Place announces the completion of a photovoltaic power system that will generate approximately 525 kilowatts of clean, renewable solar power at Patriot Place

## 2010 (Cont.)



- Oct. 4 The Patriots become the first team in NFL history to score a touchdown five different ways in the same game at Miami. The Patriots score a rushing touchdown, a receiving touchdown,



- have a kickoff returned for a touchdown, block a field goal that is returned for a touchdown and return an interception for a touchdown.
- Oct. 23 Gillette hosts the "Colonial Clash" between the University of Massachusetts and the University of New Hampshire, the first college football game ever to be played at Gillette Stadium.
- Nov. 25 Tom Brady records a perfect quarterback rating after finishing 21-of-27 for 341 yards with four touchdowns and no interceptions in a 45-24 victory at Detroit on Thanksgiving Day. It is the second time in his career that he has finished with a perfect rating (10/21/07 at Miami), making him the third player ever to have more than one game with a perfect rating (min. 20 attempts).
- Dec. 12 New England qualifies for the playoffs for the 18th time in its 51-year history with a 36-7 win at Chicago to mark the 12th playoff appearance in the 17 years that Robert Kraft has owned the franchise.
- Dec. 26 The Patriots clinch the AFC East Championship and the AFC's top seed, including home-field advantage throughout the playoffs with a 34-3 victory at the Buffalo Bills.
- Dec. 28 QB Tom Brady, G Logan Mankins, LB Jerod Mayo, CB Devin McCourty, S Brandon Meriweather and DL Vince Wilfork are selected to the 2011 AFC Pro Bowl team. (WR Wes Welker and LT Matt Light are later added to the roster.)

## 2011

- Jan. 2 BenJarvus Green-Ellis rushes for 80 yards in the regular-season finale against the Dolphins to give him 1,008 yards on the season. He becomes the 11th New England player to

# HISTORICAL TIMELINE: 2011-2013

## 2011 (Cont.)

- record a 1,000-yard rushing season and the first since Corey Dillon in 2004.
- Jan. 2 New England head coach Bill Belichick guides the Patriots to an NFL-best 14-2 after a 38-7 win over Miami. Belichick becomes the first head coach ever to win at least 14 regular-season games in four separate seasons.
- Feb. 2 Bill Belichick is named the Associated Press Coach of the Year for the third time in his career.
- Feb. 3 The Patriots offensive line is named the 2010 Madden Most Valuable Protectors.
- Feb. 6 Tom Brady is named the Associated Press NFL Most Valuable Player for the second time in his career. He is the first ever unanimous selection.
- March 27 Jon Morris selected to the Patriots Hall of Fame by 10-person senior selection committee.
- May 16 Drew Bledsoe is elected to the Patriots Hall of Fame in voting by fans on Patriots.com.
- July 25 Robert Kraft and Colts C Jeff Saturday share a now-iconic moment during a news conference announcing the end of the four-and-a-half-month lockout. Kraft was recognized by the players and owners as critical in getting the deal done.
- Aug. 11 The Patriots dedicate the 2011 season to the late Myra Kraft and debut "MHK" patches on player jerseys and coaching apparel
- Dec. 18 With a win at Denver, the Patriots clinch a playoff birth for the 13th time in the 18 seasons since Robert Kraft purchased the team in 1994.
- Dec. 27 Eight Patriots are selected to the Pro Bowl: Tom Brady, Andre Carter, Rob Gronkowski, Logan Mankins, Matthew Slater, Brian Waters, Wes Welker and Vince Wilfork.



## 2012

- Jan. 14 The Patriots set single-game playoff franchise records for points (45) and yards (509) at home in a 45-10 AFC Divisional round win over Denver.
- Jan. 22 New England advanced to its seventh Super Bowl (sixth of the Kraft era) as a last-minute Ravens' field goal attempt

## 2012 (Cont.)

- sails wide left and the Patriots hang on for a 23-20 victory.
- Feb. 5 The Patriots fell behind to the Giants early and battle back to claim a 17-9 second-half lead. But the N.Y. Giants engineered an 88-yard touchdown drive late in the fourth quarter to defeat the Patriots, 21-17 in Super Bowl XLVI.
- May 7 Veteran T Matt Light formally announces his retirement in a press conference at the Hall at Patriot Place presented by Raytheon after a stellar 11-year NFL career. Chairman and CEO Robert Kraft and head coach Bill Belichick shared their memories in front of a packed house that included fans, media, family members as well as the entire offensive line.
- June 4 Troy Brown is elected to the Patriots Hall of Fame in voting by fans on Patriots.com.
- July 20 Longtime Patriots radio color analyst Gino Cappelletti announces his retirement from the broadcast booth. Former Patriots QB Scott Zolak replaces him in the booth.
- Oct. 9 Veteran RB Kevin Faulk formally announces his retirement in a press conference at the Hall at Patriot Place presented by Raytheon. Faulk, a 1999 second-round pick (46th overall) out of LSU, ended his career as the Patriots' all-time leading return specialist, totaling 5,041 combined return yards (4,098 kick return yards and 943 punt return yards). Faulk ranks fifth in Patriots history in rushing yards (3,607), fifth in receptions (431), eleventh in pass receiving yards (3,701) and sixth in total punt return yards (943).
- Oct. 28 The Patriots play their second game on foreign soil as part of the NFL's International Series in front of 84,000 fans at London's historic Wembley Stadium. The Patriots defeat the St. Louis Rams, 45-7.
- Dec. 2 Patriots defeat the Dolphins to clinch their 15th division crown in franchise history, marking the second earliest the team has wrapped up the division title (2007: Nov. 25).
- Dec. 10 With a 42-14 win over the Houston Texans on Monday Night Football, the Patriots reached at least 10 regular season wins for the 10th consecutive season. San Francisco (16) is the only other team to accomplish that feat.
- Dec. 27 Seven Patriots are selected to the Pro Bowl: Tom Brady, Rob Gronkowski, Logan Mankins, Jerod Mayo, Matthew Slater, Wes Welker and Vince Wilfork.
- Dec. 30 During a pregame ceremony to honor Gil Santos and Gino Cappelletti, Patriots Chairman and CEO Robert Kraft announced that Santos, the legendary Voice of the New England Patriots, would be a 2013 inductee into the Patriots Hall of Fame. Santos becomes just the second non-player to earn the honor as a contributor for his off-field contributions to the team. The Patriots went on to defeat the Dolphins, 28-0 and clinch the No. 2 seed in the AFC.



# HISTORICAL TIMELINE: 2013-14

## 2013

- Jan. 20 The Patriots fall to the Ravens, 28-13, in the AFC Championship game, marking only the second time in team history the club has dropped a conference championship game.
- May 21 Tedy Bruschi is elected to the Patriots Hall of Fame in voting by fans on Patriots.com.
- Nov. 24 The Patriots came back from a 24-point deficit to defeat the Denver Broncos, 34-31, in overtime, marking the largest comeback win in team history. New England trailed 24-0 at halftime.
- Dec. 22 The New England Patriots put on a performance worthy of a division champion as they breezed to a 41-7 victory over the defending Super Bowl Champion Baltimore Ravens. The Patriots (11-4) were assured of their fifth straight AFC East title before the game started when Miami lost at Buffalo. New England has now qualified for the playoffs 21 times in its history and 15 times under owner Robert Kraft. It is the 11th division crown for Bill Belichick, tied with Don Shula for the most

## 2013 (Cont.)

- division titles since the 1970 merger. Tom Brady has now led the Patriots to 11 division titles, more than any other starting quarterback in NFL history.
- Dec. 27 Four Patriots are selected to the Pro Bowl: Tom Brady, Logan Mankins, Matthew Slater and Aqib Talib. Stephen Gostkowski would also be added later.

## 2014

- Jan. 11 The Patriots defeat the Indianapolis Colts, 43-22, in a Divisional Playoff at Gillette Stadium, notching 40 points in a Divisional Round game for the third straight year. RB LeGarrette Blount tied a team playoff record with 166 rushing yards and set a franchise record with four touchdowns (regular season or playoffs).
- Jan. 19 The Patriots lose the AFC Championship Game in Denver, 26-16, marking the team's third straight appearance in the conference title game and its second consecutive defeat.
- May 19 Ty Law is elected to the Patriots Hall of Fame in voting by fans on Patriots.com.

## RON BURTON COMMUNITY SERVICE AWARD

In 2003, Patriots owner Robert Kraft established the annual New England Patriots Ron Burton Community Service Award. The honor recognizes the Patriots player who most embodies the qualities of Burton, who was the first player drafted by the team in 1960 and was known for his commitment to the community and helping others. The award is given annually at the New England Patriots Charitable Foundation Kickoff Gala, and the recipient is honored on a permanent trophy that resides in the Patriots locker room.



Robert Kraft, joined by JoAnn Burton, presents Matthew Slater with the 2013 Ron Burton Community Service Award.

### RON BURTON AWARD WINNERS

2003..... Joe Andruzzi	2009..... Kevin Faulk
2004..... Troy Brown	2010..... Vince Wilfork
2005..... Matt Light	2011..... Jerod Mayo
2006..... Jarvis Green	2012..... Zoltan Mesko
2007..... Ty Warren	2013..... Matthew Slater
2008..... Larry Izzo	

# PATRIOTS HOME FIELDS

Regular Season Records Only



Foxboro Stadium also known as Schaefer Stadium (1971-82) and Sullivan Stadium (1983-89)

Year	Home Field	Home Record	Overall Record
1960	Boston University Field ...	3-4-0	5-9-0
1961	Boston University Field ...	4-2-1	9-4-1
1962	Harvard Stadium ...	1-0-0	
	Boston University Field ...	5-1-0	9-4-1
1963	B.C. Alumni Stadium ...	1-0-0	
	Fenway Park ...	4-1-1	7-6-1
1964	Fenway Park ...	4-2-1	10-3-1
1965	Fenway Park ...	1-4-2	4-8-2
1966	Fenway Park ...	4-2-1	8-4-2
1967	B.C. Alumni Stadium ...	1-0-0	
	Fenway Park ...	1-4-0	3-10-1
1968	Legion Field, Birmingham ...	0-1-0	
	Fenway Park ...	2-4-0	4-10-0
1969	B.C. Alumni Stadium ...	2-5-0	4-10-0
1970	Harvard Stadium ...	1-6-0	2-12-0
1971	Schaefer Stadium ...	5-2-0	6-8-0
1972	Schaefer Stadium ...	2-5-0	3-11-0
1973	Schaefer Stadium ...	3-4-0	5-9-0
1974	Schaefer Stadium ...	3-4-0	7-7-0
1975	Schaefer Stadium ...	2-5-0	3-11-0
1976	Schaefer Stadium ...	6-1-0	11-3-0
1977	Schaefer Stadium ...	6-1-0	9-5-0
1978	Schaefer Stadium ...	5-3-0	11-5-0
1979	Schaefer Stadium ...	6-2-0	9-7-0
1980	Schaefer Stadium ...	6-2-0	10-6-0
1981	Schaefer Stadium ...	2-6-0	2-14-0
1982	Schaefer Stadium ...	3-1-0	5-4-0
1983	Sullivan Stadium ...	5-3-0	8-8-0
1984	Sullivan Stadium ...	5-3-0	9-7-0
1985	Sullivan Stadium ...	7-1-0	11-5-0
1986	Sullivan Stadium ...	4-4-0	11-5-0
1987	Sullivan Stadium ...	5-3-0	8-7-0
1988	Sullivan Stadium ...	7-1-0	9-7-0
1989	Sullivan Stadium ...	3-5-0	5-11-0
1990	Foxboro Stadium ...	0-8-0	1-15-0
1991	Foxboro Stadium ...	4-4-0	6-10-0
1992	Foxboro Stadium ...	1-7-0	2-14-0
1993	Foxboro Stadium ...	3-5-0	5-11-0
1994	Foxboro Stadium ...	5-3-0	10-6-0
1995	Foxboro Stadium ...	3-5-0	6-10-0
1996	Foxboro Stadium ...	6-2-0	11-5-0
1997	Foxboro Stadium ...	6-2-0	10-6-0
1998	Foxboro Stadium ...	6-2-0	9-7-0
1999	Foxboro Stadium ...	5-3-0	8-8-0
2000	Foxboro Stadium ...	3-5-0	5-11-0
2001	Foxboro Stadium ...	6-2-0	11-5-0
2002	Gillette Stadium ...	5-3-0	9-7-0
2003	Gillette Stadium ...	8-0-0	14-2-0
2004	Gillette Stadium ...	8-0-0	14-2-0
2005	Gillette Stadium ...	5-3-0	10-6-0
2006	Gillette Stadium ...	5-3-0	12-4-0
2007	Gillette Stadium ...	8-0-0	16-0-0
2008	Gillette Stadium ...	5-3-0	11-5-0
2009	Gillette Stadium ...	8-0-0	10-6-0
2010	Gillette Stadium ...	8-0-0	14-2-0
2011	Gillette Stadium ...	7-1-0	13-3-0
2012	Gillette Stadium ...	6-2-0	12-4-0
2013	Gillette Stadium ...	8-0-0	12-4-0
<b>TOTALS</b>		<b>248-155-6</b>	<b>438-373-9</b>



HISTORY



# PATRIOTS ALL-TIME ROSTER

Editor's Note: This list includes all players who have participated in at least one game for the Patriots or have accrued at least one season of veteran status with the team.  
 (\*Notes incomplete information for games started.)

## - A -

Name	Pos.	#	College	Years	GP	GS
Abdullah, Rabih	RB	27	Lehigh.....	2004.....	9	0
Abrams, Bobby	LB	50	Michigan.....	1995.....	9	1
Acks, Ron	LB	51	Illinois.....	1972-73.....	28	27
Adams, Bob	TE	80	Pacific.....	1973-74.....	24	12
Adams, George	RB	33	Kentucky.....	1990-91.....	18	8
Adams, Julius	DE	69/85	Texas Southern.....	1971-85,87.....	206	90
Adams, Philip	DB	26	South Carolina State.....	2011.....	6	0
Adams, Sam	OG	61	Prairie View.....	1972-80.....	119	90
Adams, Titus	DL	62	Nebraska.....	2009.....	2	0
Addison, Tom	LB	53	South Carolina.....	1960-67.....	14	11*
Agnew, Ray	DE	92	North Carolina State.....	1990-94.....	66	37
Aiken, Danny	LS	48	Virginia.....	2011-13.....	48	0
Aiken, Kamar	WR	16	Central Florida.....	2012.....	1	0
Aiken, Sam	WR	88	North Carolina.....	2008-09.....	28	9
Akbar, Hakim	S	29	Washington.....	2001.....	6	0
Akins, Chris	S	34	Arkansas-Pine Bluff.....	2003.....	12	0
Alexander, Eric	LB	49/52	Louisiana State.....	2004-09.....	45	0
Alexander, Rogers	LB	91	Penn State.....	1987.....	3	2
Allard, Don	QB	12	Boston College.....	1962.....	4	NA
Allen, Marvin	RB	39	Tulane.....	1988-91.....	37	3
Allen, Ryan	P	6	Louisiana Tech.....	2013.....	16	0
Allen, Terry	RB	22	Clemson.....	1999.....	16	13
Allen, Will	CB	26	Syracuse.....	2012.....	0	0
Amendola, Danny	WR	80	Texas Tech.....	2013.....	12	6
Andrews, Willie	DB	23	Baylor.....	2006-07.....	30	0
Andersen, Jason	C	67	BYU.....	1998-2000.....	18	0
Anderson, Bob	RB	33	Colorado.....	1975.....	5	0
Anderson, Darren	CB	25	Toledo.....	1992.....	1	0
Anderson, Mark	DE	95	Alabama.....	2011.....	16	1
Anderson, Ralph	S	49	West Texas State.....	1973.....	13	11
Andruzzi, Joe	G	63	Southern Connecticut State.....	2000-04.....	72	72
Anrum, Glenn	WR	48	Connecticut.....	1989.....	1	0
Antwine, Houston	DT	65	Southern Illinois.....	1961-71.....	142	58
Armstrong, Bruce	OT	78	Louisville.....	1987-2000.....	212	212
Arrington, Kyle	CB	27/24/25	Hofstra.....	2009-13.....	72	52
Arthur, Mike	C	65	Texas A&M.....	1993-94.....	44	38
Ashton, Josh	RB	31	Tulsa.....	1972-74.....	38	20
Ashworth, Tom	OT	68	Colorado.....	2002-05.....	37	30
Atchason, Jack	OE	85	Western Illinois.....	1960.....	1	NA
Atessis, Bill	DE	73	Texas.....	1971.....	5	0
Atkinson, Ricky	DB	22/37	S. Connecticut State.....	1987.....	1	0
Avezzano, Joe	OC	50	Florida State.....	1966.....	3	NA
Ayi, Kole	LB	99	Massachusetts.....	2001.....	1	0

## - B -

Baab, Mike	C	68	Texas.....	1988-89.....	31	28
Bahr, Matt	K	3	Penn State.....	1993-95.....	32	0
Bailey, Bill	RB	37	Cincinnati.....	1969.....	2	0
Bailey, Rodney	DL	96	Ohio State.....	2004.....	0	0
Bain, Bill	OT	62	Southern Cal.....	1986.....	3	0
Baker, Chris	TE	86	Michigan State.....	2009.....	16	7
Baker, Melvin	WR	83	Texas Southern.....	1975.....	1	0
Baker, Rashad	S	32	Tennessee.....	2006-07.....	13	0
Baldinger, Rich	OL	74	Wake Forest.....	1993.....	15	15
Ballard, Jake	TE	88	Ohio State.....	2012.....	0	0
Ballou, Mike	LB	51	UCLA.....	1970.....	14	4
Banks, Willie	G	78	Alcorn A&M.....	1973.....	13	1
Banta-Cain, Tully	LB	48/95	California.....	2003-06, 09-10.....	85	21
Barber, Kantroy	FB	46	West Virginia.....	1996.....	0	0
Barker, Chris	OL	64	Nevada.....	2013.....	4	0
Barker, Jay	QB	7	Alabama.....	1995.....	0	0
Barnard, Brooks	P	8	Maryland.....	2003.....	1	0
Barnes, Bruce	P	3	UCLA.....	1973-74.....	23	0
Barnes, Pete	LB	59	Southern University.....	1976-77.....	25	18
Barnes, Rodrigo	S	59	Rice.....	1974-75.....	6	0
Barnett, Harlon	S	42	Michigan State.....	1993-94.....	30	28
Barnett, Troy	DE	98	North Carolina.....	1994-95.....	31	15
Barrett, Josh	S	30	Arizona State.....	2010-12.....	5	4
Bartrum, Mike	TE	86	Marshall.....	1996-99.....	57	0
Baty, Greg	TE	48/85	Stanford.....	1986-87.....	21	7
Baumann, Charlie	K	8	West Virginia.....	1991-92.....	25	0
Bavaro, David	LB	52	Syracuse.....	1993-94.....	21	5
Baxter, Fred	TE	49/84	Auburn.....	2002-03.....	13	0
Beach, Walter	DB	26/41	Central Michigan.....	1960-61.....	18	NA
Beadles, Terrance	G	75	Arkansas Pine Bluff.....	2000.....	0	0
Beaudoin, Doug	S	27	Minnesota.....	1976-79.....	35	20
Beauharnais, Steve	LB	58	Rutgers.....	2013.....	2	0
Beer, Tom	TE	82	Houston.....	1970-72.....	42	12



# PATRIOTS ALL-TIME ROSTER

Name	Pos.	#	College	Years	GP	GS
Beisel, Monty	LB	52	Kansas State	2005	15	6
Bell, Bill	K	8	Kansas	1973	3	0
Bellino, Joe	RB	27	Navy	1965-67	35	1*
Bennett, Phil	LB	52	Miami	1960	2	NA
Benson, Mike	WR	86	S. Connecticut State	1987	0	0
Benson, Thomas	LB	53	Oklahoma	1988	12	0
Benzing, John	OL	67	Massachusetts	1987	1	0
Bequette, Jake	DE	92	Arkansas	2012-13	8	0
Berger, Ron	DE	88	Wayne State	1969-72	42	23
Beverly, Randy	DB	27	Colorado State	1970-71	20	3
Bianchini, Frank	RB	30	Hofstra	1987	1	0
Billups, Terry	CB	23	North Carolina	1999	2	1
Biscaha, Joe	OE	34	Richmond	1960	1	NA
Bishop, Michael	QB	7	Kansas State	1999-2000	8	0
Bishop, Richard	NT	64	Louisville	1976-81	85	51
Bjornson, Eric	TE	86	Washington	2000	8	6
Black, Mel	LB	51/94	Eastern Illinois	1986-87	6	2
Blackmon, Don	LB	55	Tulsa	1981-87	89	72
Blahak, Joe	CB	21	Nebraska	1976	2	0
Blanchard, Dick	LB	49	Tulsa	1972	14	1
Blanks, Sid	RB	22	Texas A&I	1969-70	28	0
Bledsoe, Drew	QB	11	Washington State	1993-2001	124	123
Bleier, Bob	QB	10	Richmond	1987	3	2
Blount, LeGarrette	RB	29	Oregon	2013	16	7
Bodden, Leigh	CB	23	Duquesne	2009-11	20	15
Bolden, Brandon	RB	38	Mississippi	2012-13	22	2
Bolton, Ron	DB	27	Norfolk State	1972-75	55	46
Boudreaux, Jim	DE	64	Louisiana Tech	1966-68	12	0*
Bowden, Andre	LB	51	Fayetteville State	1995	0	0
Bowman, Jim	S	28	Central Michigan	1985-89	73	12
Boyce, Josh	WR	82	Texas Christian	2013	9	3
Boyd, Greg	S	29	Arizona	1973	2	0
Boyd, Greg	DE	65	San Diego State	1977-78	23	0
Brace, Ron	DL	92/97	Boston College	2009-12	39	7
Bradshaw, Morris	WR	88	Ohio State	1982	8	5
Brady, Kyle	TE	88	Penn State	2007	14	9
Brady, Tom	QB	12	Michigan	2000-13	193	191
Bramlett, John	LB	57	Memphis State	1969-70	24	23
Branch, Deion	WR	83/84	Louisville	2002-05, 2010-12	89	71
Brigance, O.J.	LB	59	Rice	2002	1	0
Brisby, Vincent	WR	82	NE Louisiana	1993-99	83	46
Briscoe, Marlin	WR	88	Nebraska-Omaha	1976	14	5
Britt, Wesley	T	65	Alabama	2006-08	16	2
Brock, Pete	C	58	Colorado	1976-87	154	88
Brown, Barry	TE-LB	66	Florida	1969-70	21	13
Brown, Bill E.	LB	54	Syracuse	1960	14	NA
Brown, Chad	LB	98	Colorado	2005, 2007	17	5
Brown, Corwin	S	30	Michigan	1993-96	61	14
Brown, Kareem	DL	95	Miami (Fla.)	2007	0	0
Brown, Monty	LB	93	Ferris State	1996	11	7
Brown, Preston	WR	81	Vanderbilt	1980-82	14	4
Brown, Roger	S	47	Virginia Tech	1992	16	2
Brown, Sergio	S	38	Notre Dame	2010-11	26	3
Brown, Sidney	CB	21	Oklahoma	1978	16	0
Brown, Troy	WR	80/86	Marshall	1993-2007	192	70
Brown, Vincent	LB	59	Mississippi Valley St.	1988-95	123	103
Brown, Wilbert	G	60	Houston	2003	2	0
Browning, Dave	DE	74	Washington	1983	12	0
Bruney, Fred	DB	33	Ohio State	1960-62	28	NA
Bruschii, Teddy	LB	54	Arizona	1996-2008	189	139
Bryant, Hubie	WR	84	Minnesota	1971-72	12	2
Buben, Mark	DL	63	Tufts	1979, 1981	32	4
Buchanan, Michael	DL	99	Illinois	2013	15	0
Buckley, Terrell	CB	27/22	Florida State	2001-02	31	3
Bugenhagen, Gary	OT-G	67	Syracuse	1969-70	10	6
Buoniconti, Nick	LB	85	Notre Dame	1962-68	91	20*
Burgess, Derrick	LB	53	Mississippi	2009	16	6
Burgess, Prescott	LB	93	Michigan	2009	0	0
Burke, John	TE	85	Virginia Tech	1994-96	43	12
Burks, Steve	WR	82	Arkansas State	1975-77	34	1
Burton, Ron	RB	22	Northwestern	1960-65	69	NA
Bussey, George	OL	66	Louisville	2009	0	0
Butler, Darius	CB	28	Connecticut	2009-10	29	8
Butts, Marion	RB	44	Florida State	1994	16	15
Byars, Keith	FB	41	Ohio State	1996-97	26	14
Byrd, Dennis	DT	78	North Carolina State	1968	14	14

- C -

Cade, Eddie	S	41	Arizona State	1995	10	0
Cagle, John	DT-LB-G	62	Clemson	1969	6	1
Calabria, Steve	QB	18	Colgate	1987	1	0
Caldwell, Reche	WR	87	Florida	2006	16	14
Calhoun, Don	RB	44	Kansas State	1975-81	94	49

HISTORY

# PATRIOTS ALL-TIME ROSTER

Name	Pos.	#	College	Years	GP	GS
Calloway, Chris	WR	82	Michigan	2000	7	2
Camarillo, Rich	P	3	Washington	1981-87	85	0
Canale, Justin	OG	63	Mississippi State	1965-68	56	14
Canale, Whit	DE	67	Tennessee	1968	13	0
Cannon, Marcus	OL	61	Texas Christian	2011-13	37	7
Canty, Chris	CB	26	Kansas State	1997-98	32	10
Cappadona, Bob	RB	33	Northeastern	1966-67	27	3
Cappelletti, Gino	WR-K-DB	20	Minnesota	1960-70	153	NA
Carey, Brian	WR	81	American International	1987	2	0
Carlson, Jeff	QB	17	Weber State	1992	3	2
Carpenter, Bobby	LB	59	Ohio State	2012	4	0
Carpenter, Rob	WR	81	Syracuse	1991	8	1
Carter, Allen	RB	21	Southern Cal	1975-76	15	0
Carter, Andre	DE	93/96	California	2011, 2013	23	14
Carter, Chris	FS	42	Texas	1997-99	47	15
Carter Kent	LB	51	Southern Cal	1974	2	0
Carter, Tony	FB	30	Minnesota	1998-2000	43	27
Carter, Tony	CB	29	Florida State	2010	3	0
Carthen, Jason	LB	99	Ohio	1993-94	5	0
Carwell, Larry	DB	41	Iowa State	1969-72	51	38
Cash, Rick	DT	63	N.E. Missouri	1972-73	28	27
Cassel, Matt	QB	16	Southern Cal	2005-08	30	15
Catanho, Alcides	LB	54	Rutgers	1995	12	0
Cavanaugh, Matt	QB	12	Pittsburgh	1978-82	52	15
Caveness, Ron	LB	51	Arkansas	1968-69	NA	NA
Centers, Larry	FB	31	Stephen F. Austin	2003	9	3
Chandler, Al	TE	57/82	Oklahoma	1976-79	39	6
Chandler, Edgar	LB	50	Georgia	1973	12	11
Chapple, Dave	P	10	UC-Santa Barbara	1974	5	0
Charles, John	DB	25	Purdue	1967-69	39	37
Chatham, Matt	LB	58	South Dakota	2000-05	66	4
Cherry, Je Rod	S	30	California	2001-04	55	0
Cherry, J Juan	CB	32	Arizona State	1999	0	0
Cheyunski, Jim	LB	50	Syracuse	1968-72	66	55
Childress, Bam	WR	13	Ohio State	2005-06	3	0
Childress, Fred	OG	61	Arkansas	1991	15	1
Chilton, Gene	C	63	Texas	1990-92	36	35
Christy, Richard	RB	23	North Carolina	1960	13	NA
Chung, Eugene	OL	69	Virginia Tech	1992-94	34	30
Chung, Patrick	S	25	Oregon	2009-12	50	30
Cindrich, Ralph	LB	55	Pittsburgh	1972	12	3
Claridge, Ryan	LB	47	UNLV	2005	0	0
Clark, Allan	RB	35	Northern Arizona	1979-80	27	0
Clark, Gail	LB	54	Michigan State	1974	8	0
Clark, Phil	DB	22	Northwestern	1971	2	0
Clark, Rico	CB	39	Louisville	1999	1	0
Clark, Steve	DE	65	Kansas State	1981	7	0
Clayborn, Raymond	CB	26	Texas	1977-89	191	165
Clay, Willie	FS	32	Georgia Tech	1996-98	48	48
Clayton, Stan	OT	76	Penn State	1990	11	3
Cleeland, Cameron	TE	85	Washington	2002	12	1
Clayton, Thomas	RB	22	Kansas State	2010	1	0
Cloud, Michael	RB	21	Boston College	2003, 2005	11	1
Cloutier, Dave	DB	28	Maine	1964	12	NA
Coates, Ben	TE	87	Livingstone	1991-99	142	105
Cobbs, Cedric	RB	34	Arkansas	2004	4	0
Cobbs, Duffy	DB	43	Penn State	1987	3	0
Coffey, Wayne	WR	83	SW Texas State	1987	3	2
Cohen, Abe	OG	62	Tennessee-Chattanooga	1960	14	NA
Cohen, Landon	DL	66, 98	Ohio	2010, 2011	3	1
Colclough, Jim	WR	81	Boston College	1960-68	124	6
Cole, Marquice	CB	23	Northwestern	2012-13	27	1
Coleman, Dennis	LB	53	Mississippi	1971	8	0
Coleman, Eric	DB	22	Wyoming	1989	8	0
Coleman, Fred	WR	84	Washington	2001-02	9	0
Coleman, Pat	WR	47	Mississippi	1990	1	0
Collie, Austin	WR	10	BYU	2013	7	1
Collins, Jamie	LB	91	Southern Mississippi	2013	16	8
Collins, Todd	LB	54/59	Carson-Newman	1992-94, 96-98	76	53
Collins, Tony	RB	33	East Carolina	1981-87	102	83
Collons, Ferric	DE	92	California	1995-99	64	27
Colon, Harry	S	40	Missouri	1991	16	14
Colton, George	OT	63	Maryland	1987	3	3
Colvin, Rosevelt	LB	59	Purdue	2003-08	65	42
Compton, Mike	C-G	77	West Virginia	2001-03	34	34
Condon, Tom	OG	63	Boston College	1985	1	0
Conn, Dick	S	22	Georgia	1975-79	45	1
Connolly, Dan	OL	63	Southeast Missouri State	2008-13	72	58
Cook, Marv	TE	46/85	Iowa	1989-93	80	59
Cooks, Terrence	LB	58	Nicholls State	1989	3	0
Corbett, Steve	OG	62	Boston College	1975	14	0
Corcoran, Jim	QB	15	Maryland	1968	2	0
Corsetti, Rico	LB	93	Bates	1987	2	0

HISTORY

# PATRIOTS ALL-TIME ROSTER

Name	Pos.	#	College	Years	GP	GS
Costick, Ray	LB	55	Mississippi State	1977-79	46	7
Cottrell, Dana	LB	45	Syracuse	1998	2	0
Cowan, Larry	RB	44	Jackson State	1982	6	0
Cox, Bryan	LB	51	Western Illinois	2001	11	7
Cox, Christian	LB	47	Utah	2011	0	0
Crabble, Shawn	LB	98	Michigan	2008-10	6	0
Crabtree, Eric	WR	10	Pittsburgh	1971	6	4
Crawford, Elbert	OL	65	Arkansas	1990-91	30	16
Crawford, Jim	RB	30	Wyoming	1960-64	54	NA
Crawford, Vernon	LB	99	Florida State	1997-99	41	1
Creswell, Smiley	DE	92	Michigan State	1985	0	0
Crittenden, Ray	WR	81	Virginia Tech	1993-94	32	4
Croom, Corey	RB	26	Ball State	1993-95	43	2
Cross, Bob	OT	77	Kilgore C.C.	1960	4	NA
Crouthamel, Jake	RB	34	Dartmouth	1960	2	NA
Crow, Albert	DT	72	William & Mary	1960	3	NA
Crump, George	DE	91	East Carolina	1982-83	9	0
Crump, Harry	RB	31	Boston College	1963	14	NA
Crumpler, Alge	TE	82	North Carolina	2010	16	10
Cryder, Bob	OG	75	Alabama	1978-83	75	36
Cudzik, Walt	OC	54	Purdue	1960-63	56	NA
Cullors, Derrick	RB	29	Murray State (Ky)	1997-99	31	1
Cunningham, Jay	DB	21	Bowling Green	1965-67	40	1*
Cunningham, Jermaine	DE	96	Florida	2010-12	36	14
Cunningham, Sam	RB	39	Southern Cal	1973-79,81-82	107	94
Currier, Bill	DB	28	South Carolina	1980	16	0
Cusick, Pete	NT	76	Ohio State	1975	13	0

## - D -

Dalton, Antico	LB	93	Hampton	2000	3	0
Dankroger, Maury	LB	51	Nebraska	1974	11	0
Danenbauer, Bill	DE	77	Emporia	1960	3	NA
Davey, Rohan	QB	6	Louisiana State	2002-04	7	0
Davis, Adam	G	61	Oklahoma State	2000	0	0
Davis, Andre	WR	18	Virginia Tech	2005	9	4
Davis, Don	LB	51	Kansas	2003-06	59	2
Davis, Elgin	RB	40	Central Florida	1987-88	9	0
Davis, Greg	K	5	Citadel	1989	9	0
Davis, Ja'Gared	LB	53	Southern Methodist	2013	1	0
Davis, Jack	OG	65	Maryland	1960	14	NA
Davis, Kanorris	S	36	Troy	2013	3	0
Davis, Shockmain	WR	84	Angelo State	2000	12	1
Dawson, Bill	TE-DE	83	Florida State	1965	9	NA
Dawson, Lin	TE	87	N.C. State	1981-90	105	75
Deaderick, Brandon	DL	71	Alabama	2010-12	34	14
Dee, Bob	DE	89	Holy Cross	1960-67	112	112
Dellenbach, Jeff	C	66	Wisconsin	1995	15	5
Delucca, Gerry	OT	74	Middle Tennessee State	1960-64	19	NA
Demps, Jeff	RB	42	Florida	2012	0	0
Dennard, Alfonso	CB	37	Nebraska	2012-13	23	16
DeOssie, Steve	LB	99	Boston College	1994-95	32	0
Denson, Damon	G	61	Michigan	1997-99	14	4
DeRiggi, Fed	DT	71	Syracuse	1990	2	0
Develin, James	RB	46	Brown	2012-13	17	6
DeVree, Tyson	TE	85	Colorado	2008	2	0
Dillon, Corey	RB	28	Washington	2004-06	43	37
Dimitroff, Tom	QB	15	Miami (Ohio)	1960	3	NA
Disenczo, Tony	OT	76	Michigan State	1960	5	NA
Dobson, Aaron	WR	17	Marshall	2013	12	9
Doig, Steve	LB	59	New Hampshire	1986-87	6	0
Dombroski, Paul	DE	47	Linfield	1981-84	36	0
Donnalley, Kevin	DB	23	N. Dakota State	1981	1	0
Dorsey, Nate	DE	66	Mississippi Valley St.	1973	2	0
Douglas, David	G	67	Tennessee	1989-90	16	6
Dowling, Brian	QB	14	Yale	1972-73	25	0
Dowling, Ras-I	CB	21	Virginia	2011-12	9	2
Dressler, Doug	RB	44	Chico State	1975	5	0
Dukes, Mike	LB	54	Clemson	1964-65	25	NA
DuLac, Bill	OG	68	Eastern Michigan	1974-75	26	2
Dumler, Doug	OC	58	Nebraska	1973-75	42	3
Dupard, Reggie	RB	21	Southern Methodist	1986-89	37	7
Durko, Sandy	S	22	Southern Cal	1973-74	25	18
Dwight, Tim	WR	86	Iowa	2005	16	1
Dykes, Hart Lee	WR	88	Oklahoma State	1989-90	26	16

## - E -

Eason, Tony	QB	11	Illinois	1983-89	72	49
Eaton, Chad	DT	90	Washington State	1996-2000	65	44
Ebner, Nate	DB	43	Ohio State	2012-13	30	0
Eckel, Kyle	FB	38	Navy	2007	12	0
Edds, A.J.	LB	90	Iowa	2011	2	0
Edelman, Julian	WR	11	Kent State	2009-13	64	24
Edmonds, Randy	LB	51	Georgia Tech	1971	14	0

# PATRIOTS ALL-TIME ROSTER

Name	Pos.	#	College	Years	GP	GS
Edwards, Marc	FB	44	Notre Dame	2001-02	32	23
Edwards, Robert	RB	47	Georgia	1998-2000	16	15
Edwards, Tim	DE	98	Delta State	1992	14	1
Egu, Patrick	RB	33	Nevado-Reno	1989	7	0
Eisenhauer, Larry	DE	72	Boston College	1961-69	115	NA
Eitzmann, Chris	TE	86	Harvard	2000	5	1
Ellard, Henry	WR	17	Fresno State	1998	5	0
Elliott, Jamin	WR	10	Delaware	2003	1	0
Ellis, Ed	T	66	Buffalo	1997-1999	9	1
Ellis, Shaun	DE	94	Tennessee	2011	14	10
Ellison, Jerry	RB	35	Tennessee-Chattanooga	1999	12	0
Emanuel, Bert	WR	87	Rice	2001	2	1
Evans, Heath	FB	44	Auburn	2005-08	54	9

## - F -

Fairchild, Paul	OG	66	Kansas	1984-90	84	38
Falcon, Terry	OG	68	Montana	1978-79	18	0
Farmer, Lonnie	LB	55	Tennessee-Chattanooga	1964-66	31	NA
Farrell, Sean	OG	62	Penn State	1987-90	43	43
Faulk, Kevin	RB	33	Louisiana State	1999-2011	161	47
Fauria, Christian	TE	88	Colorado	2002-05	64	46
Feacher, Ricky	WR	83	Mississippi Valley St.	1976	3	0
Feagles, Jeff	P	6	Miami (Fla.)	1988-89	32	0
Feehery, Gerry	G	63	Syracuse	1989	0	0
Feggins, Howard	CB	36	UNC-Charlotte	1989	11	0
Feldhausen, Paul	OT	66	Northland	1968-69	2	0
Fells, Daniel	TE	86	UC Davis	2012	13	4
Felt, Dick	DB	24	Brigham Young	1962-66	52	NA
Ferguson, Vagas	RB	43	Notre Dame	1980-82	31	21
Flemister, Zeron	TE	46	Iowa	2004	0	0
Fletcher, Dane	LB	52	Montana State	2010-13	38	6
Fletcher, Derrick	OL	64	Baylor	1999	2	2
Flick, Tom	QB	10	Washington	1982	3	0
Floyd, Chris	FB	37	Michigan	1998-2000	40	2
Flutie, Doug	QB	2	Boston College	1987-89, 2005	22	13
Fontenot, Chris	TE	85	McNeese State	2000	0	0
Foreman, Chuck	RB	22	Miami (Fla.)	1980	16	0
Forston, Marcus	DL	98	Miami (Fla.)	2012-13	4	0
Forte, Ike	RB	38	Arkansas	1976-77	23	1
Foster, Will	LB	55	Eastern Michigan	1973-74	21	1
Fox, Tim	S	48	Ohio State	1976-81	91	91
Frain, Todd	TE	44/85	Nebraska	1987	3	2
Francis, Justin	DL	94	Rutgers	2012	10	0
Francis, Russ	TE	81	Oregon	1975-80, 87-88	92	83
Franklin, Arnold	TE	87	North Carolina	1987	14	0
Franklin, Tony	K	1	Texas A&M	1984-87	62	0
Fraser, Jim	LB-P	51	Wisconsin	1966	14	NA
Frazier, Charley	WR	81	Texas Southern	1969-70	23	13
Freeman, Arturo	S	25	South Carolina	2005	2	1
Friesz, John	QB	17	Idaho	1999-2000	2	0
Frisch, David	TE	88	Colorado State	1995	2	0
Fryar, Irving	WR	80	Nebraska	1984-92	129	104
Fullington, Darrell	S	29	Miami (Fla.)	1991	5	0
Funchess, Tom	OT	73	Jackson State	1968-70	39	39
Fussell, Tom	DE	83	Louisiana State	1967	12	2

## - G -

Gadbois, Dennis	WR	48/82	Boston University	1987-88	5	1
Gabriel, Doug	WR	85	Central Florida	2006	12	5
Gaffney, Jabar	WR	10	Florida	2006-08	43	20
Gaiter, Tony	WR	17	Miami	1997-98	1	0
Gallaher, Allen	OT	64	Southern Cal	1974	14	0
Galloway, Joey	WR	13	Ohio State	2009	3	2
Gamble, R.C.	RB	13	South Carolina State	1968-69	27	14
Gambol, Chris	OL	74	Iowa	1990	16	15
Gannon, Chris	DE	91	SW Louisiana	1990-93	36	3
Garcia, Teddy	K	7	NE Louisiana	1988	16	0
Gardin, Ron	WR	37	Arizona	1971	8	0
Gardner, Barry	LB	47	Northwestern	2006	0	0
Garrett, Carl	RB	30	New Mexico Highlands	1969-72	51	42
Garrett, J.D.	RB	32	Grambling State	1964-67	40	0*
Garron, Larry	RB	40	Western Illinois	1960-68	99	12*
Gash, Sam	RB	33	Penn State	1992-97	88	36
Gay, Randall	CB	21	Louisiana State	2004-07	39	14
Geddes, Bob	LB	59	UCLA	1973-75	24	6
George, Tony	S	41	Florida	1999-2000	31	1
Germany, Willie	S	29	Morgan State	1976	10	0
Gibson, Ernest	CB	43	Furman	1984-88	67	14
Gillen, John	LB	54	Illinois	1983	8	0
Gipson, Paul	RB	46	Houston	1973	5	0
Gisler, Mike	G	67	Houston	1993-97	73	7
Givens, David	WR	87	Notre Dame	2002-05	53	27
Gladieux, Bob	RB	24	Notre Dame	1969-72	43	5

# PATRIOTS ALL-TIME ROSTER

Name	Pos.	#	College	Years	GP	GS
Glenn, Terry	WR	88	Ohio State	1996-2001	68	63
Glenn, Vencie	DB	25	Indiana State	1986	4	0
Goad, Tim	NT	72	North Carolina	1988-94	109	105
Gogolak, Charlie	K	7	Princeton	1970-72	26	0
Golden, Tim	LB	59	Florida	1982-84	40	1
Golic, Bob	LB	51	Notre Dame	1979-81	33	12
Gonzalez, Noe	RB	38	SW Texas State	1974	2	0
Gordon, Steve	OL	66	California	1992-93	0	0
Gordon, Tim	S	41	Tulsa	1991-92	21	15
Gorin, Brandon	T	76	Purdue	2003-05	32	18
Gostkowski, Stephen	K	3	Memphis	2006-13	120	0
Graff, Neil	QB	15	Wisconsin	1974-75	25	2
Graham, Art	WR	84	Boston College	1963-68	75	17
Graham, Daniel	TE	82	Colorado	2002-06	63	49
Graham, Hason	WR	81	Georgia	1995-96	19	1
Graham, Milt	OT	70	Colgate	1961-63	28	NA
Graham, Shayne	K	5	Virginia Tech	2010	8	0
Granby, John	DB	25	Virginia Tech	1992	0	0
Grant, Rupert	FB	34	Howard	1995	7	1
Gravely, Maurice	FS	23	Concord College	1987	1	0
Graves, White	DB	44	Louisiana State	1965-67	40	0
Gray, Leon	OT	70	Jackson State	1973-78	78	77
Green, David	RB	38	Boston College	1995	2	0
Green, Jarvis	DE	97	Louisiana State	2002-09	121	46
Green, Jerry	RB	45	Georgia Tech	1960	2	NA
Green, Justin	DB	41	Illinois	2013	2	0
Green, Victor	S	27	Akron	2002	16	5
Green-Ellis, BenJarvus	RB	42	Mississippi	2008-11	53	20
Greene, Tom	QB	14	Holy Cross	1960	10	NA
Gregory, Steve	S	28	Syracuse	2012-13	26	23
Grier, Marrio	RB	35	Tennessee-Chattanooga	1996-97	32	0
Griffith, Richard	TE	88	Arizona	1993	3	0
Grimes, Reggie	DE	97	Alabama	2000	8	0
Grissom, Cory	DL	67	South Florida	2013	0	0
Grogan, Steve	QB	14	Kansas State	1975-90	149	131
Gronkowski, Dan	TE	82	Maryland	2011	5	1
Gronkowski, Rob	TE	87	Arizona State	2010-13	50	44
Gutierrez, Matt	QB	7	Idaho State	2007-08	5	0
Guyton, Gary	LB	58/59	Georgia Tech	2008-11	60	32
Guyton, Myron	SS	29	Eastern Kentucky	1994-95	30	30
Guzik, John	NT	97	Ohio	1987	3	2

- H -

Hagen, Halvor	G-DE	62	Weber State	1971-72	26	15
Haggerty, Mike	OT-DE	75	Miami (Ohio)	1971	14	13
Haley, Darryl	OG	68	Utah	1982-84, 86	57	24
Hall, Ron	DB	23	Missouri Valley	1961-67	88	3
Hamilton, Bobby	DE	91	Southern Mississippi	2000-03	64	62
Hamilton, Ray	DE	71	Oklahoma	1973-81	132	117
Hammond, Kim	QB	15	Florida State	1969-70	4	0
Hannah, John	OG	73	Alabama	1973-85	183	183
Hanneman, Craig	DE	74	Oregon State	1974-75	20	3
Hansen, Brian	P	10	Sioux Falls	1990	16	0
Hansen, Bruce	RB	24	Brigham Young	1987	6	2
Hanson, Chris	P	6	Marshall	2007-09	48	0
Hare, Eddie	P	8	Tulsa	1979	16	0
Harlow, Pat	OT	77	Southern Cal	1991-95	74	64
Harmon, Duron	DB	30	Rutgers	2013	15	3
Harris, Antwan	CB	23	Virginia	2000-03	52	2
Harris, Marshall	DE	78	Texas Christian	1983	6	2
Harris, Raymond	RB	29	Ohio State	2000	1	0
Harris, Rickie	DB	25	Arizona	1971-72	28	21
Harris, Ronnie	WR/PR/KR	84	Oregon	1993-94	6	0
Harrison, Rodney	S	37	Western Illinois	2003-08	63	62
Hartley, Ken	P	7	Catawba	1981	2	0
Harvey, Richard	LB	58	Tulane	1990	16	9
Hasselbeck, Don	TE	80	Colorado	1977-83	86	27
Hauck, Tim	FS	40	Montana	1990	10	0
Hauser, Art	DT	67	Xavier	1960	8	NA
Hawkins, Artrell	DB	25	Cincinnati	2005-06	19	16
Hawkins, Mike	OLB	59	Texas A&I	1978-81	59	45
Hawkins, Steve	WR	80	Western Michigan	1994	7	0
Hawthorne, Greg	WR/RB	27	Baylor	1984-86	43	11
Hayes, Chris	S	29	Washington State	2002	4	0
Hayes, Donald	WR	81	Wisconsin	2002	12	1
Hayman, Conway	OG	65	Delaware	1972	0	0
Haynes, Mike	CB	40	Arizona State	1976-82	90	86
Haynesworth, Albert	DL	92	Tennessee	2011	6	0
Henderson, Jerome	CB	36	Clemson	1991-93, 1996	39	10
Hendley, David	DB	28	S. Connecticut State	1987	2	0
Henke, Karl	OT	80	Tulsa	1969	10	7
Hennessey, Tom	DB	30	Holy Cross	1965-66	28	NA
Henson, Luther	NT	70	Ohio State	1982-84	21	2



# PATRIOTS ALL-TIME ROSTER

Name	Pos.	#	College	Years	GP	GS
Herline, Alan	P	6	Vanderbilt	1987	3	0
Herman, Brad	TE	82	Iowa	2012	0	0
Hernandez, Aaron	TE	85/81	Florida	2010-12	38	29
Herock, Ken	LB	36	West Virginia	1969	6	0
Herron, Mack	RB	42	Kansas State	1973-75	35	20
Hightower, Dont'a	LB	54	Alabama	2012-13	30	27
Hill, Marquise	DL	91	Louisiana State	2004-06	13	0
Hilliard, Lex	RB	30	Montana	2012	2	0
Hinton, Eddie	WR	82	Oklahoma	1974	9	1
Hitchcock, Jimmy	CB	31	North Carolina	1995-97	37	20
Hix, Kyle	OL	69	Texas	2011-12	0	0
Hobbs, Ellis	CB	27	Iowa State	2005-08	63	49
Hobby, Marion	DE	60	Tennessee	1990-92	42	8
Hochstein, Russ	G	71	Nebraska	2002-08	92	20
Hodge, Milford	DE	97	Washington State	1986-89	49	8
Hodson, Tommy	QB	13	Louisiana State	1990-92	32	12
Hoey, George	DB	23	Michigan	1972-73	25	18
Holcomb, Sean	LB	60	Texas A&I	1995	0	0
Holloway, Brian	OT	76	Stanford	1981-86	88	77
Holmberg, Rob	LB	50	Penn State	2000	18	5
Holmes, Darryl	FS	41	Ft. Valley State	1987-89	44	3
Holmes, Ernie	NT	63	Texas Southern	1978	3	0
Holsey, Bernard	DL	99	Duke	2002	8	0
Hoomanawanui, Michael	TE	47	Illinois	2012-13	27	16
Howard, Bob	CB	24	San Diego State	1975-77	37	15
Howard, David	LB	99	Long Beach State	1991-92	32	15
Hoyer, Brian	QB	8	Michigan State	2009-11	13	0
Huard, Damon	QB	19	Washington	2001-03	4	0
Huarte, John	QB	7	Notre Dame	1966-67	18	0*
Hubach, Mike	P	6	Kansas	1980-81	21	0
Hudson, Bill	DT	61	Clemson	1965	4	4
Hunt, Jim Lee	DT	79	Prairie View	1960-71	141	55*
Hunt, Kevin	OT	62	Doane	1973	1	0
Hunt, Sam	LB	50	Stephen F. Austin	1974-79	84	82
Hunter, Ivy Joe	RB	45	Kentucky	1991	13	10
Hurst, Maurice	CB	37	Southern	1989-95	104	101
Hutson, Brian	SS	36	Mississippi State	1990	2	0
Hyland, Bob	OC	60	Boston College	1977	3	0

## - I -

Ihedigbo, James	S	44	Massachusetts	2011	16	12
Ilg, Ray	LB	45	Colgate	1967-68	28	3
Imhof, Martin	DE	64	San Diego State	1975	5	3
Ingram, Brian	LB	51	Tennessee	1982-85	39	0
Ingram, Jake	LS	47	Hawaii	2009-10	24	0
Irwin, Heath	G	63	Colorado	1996-99	44	16
Isaia, Sale	G	72	UCLA	2000	16	14
Israel, Steve	CB	21	Pittsburgh	1997-99	29	20
Ivory, Horace	RB	23	Oklahoma	1977-81	45	12
Ivy, Corey	CB	28	Oklahoma	1999	0	0
Iwuoma, Chidi	CB	29	California	2006	3	0
Izzo, Larry	LB	53	Rice	2001-08	127	0

## - J -

Jackson, Chad	WR	17	Florida	2006-07	14	1
Jackson, Curtis	WR	82	Texas A&M	2000	7	2
Jackson, Eddie	CB	29	Arkansas	2007	3	0
Jackson, Harold	WR	29	Jackson State	1978-81, 87	64	62
Jackson, Honor	DB	29	Pacific	1972-73	20	12
Jacobs, Harry	DE-LB	83	Bradley	1960-62	23	NA
Jacobs, Ray	DT	87	Howard Payne	1969	8	5
Jagielski, Harry	DT	73	Indiana	1960-61	19	NA
James, Craig	RB	32	Southern Methodist	1984-88	52	33
James, Roland	SS	38	Tennessee	1980-90	145	122
Janik, Tom	DB-P	21	Texas A&I	1969-71	42	3
Jarostchuk, Iliia	LB	50	New Hampshire	1990	12	1
Jarvis, Ray	WR	87	Norfolk State	1979	7	0
Jefferson, Shawn	WR	84	Central Florida	1996-99	63	61
Jells, Dietrich	WR	83	Pittsburgh	1996-97	18	1
Jenkins, Ed	RB	30	Holy Cross	1974	3	0
Jeter, Gary	DE	99	Southern Cal.	1989	14	0
Johnson, Andy	RB	32	Georgia	1974-81	94	43
Johnson, Bethel	WR	81	Texas A&M	2003-05	39	7
Johnson, Billy	DB	47	Nebraska	1966-69	32	4
Johnson, Charles	WR	81	Colorado	2001	14	2
Johnson, Damian	OG	68	Kansas State	1990	16	16
Johnson, Daryl	DB	23	Morgan State	1968-71	42	41
Johnson, Ellis	RB	38	S. E. Louisiana	1965-66	28	NA
Johnson, Garrett	NT	60	Illinois	2000	8	2
Johnson, Joe	OE	24	Boston College	1960-61	13	NA
Johnson, Lee	P	10	Brigham Young	1999-2001	37	0
Johnson, Mario	DL	98	Missouri	1993	6	0
Johnson, Olrick	LB	51	Florida A&M	2000	12	0

# PATRIOTS ALL-TIME ROSTER

Name	Pos.	#	College	Years	GP	GS
Johnson, Preston	RB	48	Florida A&M	1968	3	0
Johnson, Steve	TE	85	Virginia Tech	1988	14	3
Johnson, Ted	LB	52	Colorado	1995-2004	117	104
Jones, Aaron	DE	97	Eastern Kentucky	1993-95	37	1
Jones, Cedric	WR	83	Duke	1982-90	120	37
Jones, Chandler	DE	95	Syracuse	2012-13	30	29
Jones, Chris	DT	94	Bowling Green	2013	13	11
Jones, Ezell	OT	74	Minnesota	1969-70	15	0
Jones, Keryatta	T	74	South Florida	2001-02	18	11
Jones, Mike	DE	96	North Carolina State	1994-97	61	37
Jones, Nate	DB	23	Rutgers	2011	5	1
Jones, Tebucky	DB	34	Syracuse	1998-2002, 06	72	36
Jones, Todd	OL	63	Texas A&M	1993	4	0
Jordan, LaMont	RB	32	Maryland	2008	8	0
Jordan, Shelby	OT	74	Washington (Mo.)	1975, 77-82	95	87
Jordan, Tim	LB	93	Wisconsin	1987-89	30	10

## - K -

Kaczur, Nick	T	77	Toledo	2005-10	68	62
Kadzziel, Roin	LB	52	Stanford	1972	14	1
Kapp, Joe	QB	11	California	1970	11	10
Kasper, Kevin	WR	10	Iowa	2004	8	0
Katula, Matt	LS	48	Wisconsin	2010	8	0
Katzenmoyer, Andy	LB	59	Ohio State	1999-2001	24	14
Kecman, Dan	LB	45	Maryland	1970	1	0
Keeton, Durwood	S	29	Oklahoma	1975	12	0
Kelley, Ethan	DL	99	Baylor	2004	1	0
Kelly, Ben	CB-KR	31	Colorado	2001-02	9	0
Kelly, Tommy	DL	93	Mississippi State	2013	5	5
Kerrigan, Mike	QB	19	Northwestern	1983-84	2	0
Key, David	S	26	Michigan	1991	3	0
Khayat, Ed	DT	73	Tulane	1966	14	NA
Kight, Kelvin	WR	19	Florida	2006	4	1
Kimber, Bill	OE	86	Florida State	1961	4	NA
Kinchen, Brian	LS	46	Louisiana State	2003	2	0
Kiner, Steve	LB	57	Tennessee	1971, 73	28	28
King, Claude	RB	41	Houston	1962	14	NA
King, Steve	LB	52	Tulsa	1973-81	124	40
Kingsbury, Kliff	QB	16	Texas Tech	2003	0	0
Klecko, Dan	DL	90	Temple	2003-05	29	3
Klein, Dick	OT	62	Iowa State	1961-62	24	NA
Klemm, Adrian	G/T	70	Hawaii	2000-04	26	10
Kline, Josh	OL	67	Kent State	2013	7	1
Knief, Gayle	WR	84	Morningside	1970	3	0
Knutson, Matt	T	62	North Dakota	2002	0	0
Koontz, Ed	LB	54	Catawba	1968	6	1
Kopp, Jeff	LB	91	Southern California	1999	6	0
Koppen, Dan	C	67	Boston College	2003-11	121	120
Koutouvides, Niko	LB	90	Purdue	2011-12	22	1
Krakau, Merv	LB	53	Iowa State	1978	1	0
Kratich, Bob	G	61	Iowa	1994-96	40	36
Kuberski, Bob	DT	93	Navy	1999	5	0
Kuehn, Art	OC	78	UCLA	1983	2	0
Kurpeikis, Justin	LB	47	Penn State	2004	5	0

## - L -

Ladd, Anthony	WR	18	Cincinnati	1998	4	0
LaFreniere, Bill	WR	88	Northeastern	1987	0	0
Lambert, Dion	DB	28	UCLA	1992-93	30	4
Landry, Anthony	RB	35	Stephen F. Austin	1990	0	0
Lane, Max	OT	68	Navy	1994-2000	100	70
Langham, Antonio	CB	38	Alabama	2000	15	7
Larsen, Spencer	FB	46	Arizona	2012	0	0
Larson, William	RB	34	Western Illinois	1960	1	NA
Lassiter, Ike	DE	87	St. Augustine's	1970-71	19	16
Law, Ty	CB	24	Michigan	1995-2004	141	133
Lawson, Jamie	RB	29	North Carolina State	1990	1	0
Lawson, Odell	RB	32	Langston	1970-71	16	3
LeBlanc, Michael	RB	27/40	Stephen F. Austin	1987	4	2
Lee, John	DE	66	Nebraska	1981	4	4
Lee, Keith	DB	22	Colorado State	1981-84	54	8
Lee, Kevin	WR	86	Alabama	1994-95	7	2
Lee, Robert	G	60	Missouri	1960	8	NA
Legette, Bernie	RB	35	Michigan State	1993-94	10	0
Lenkaitis, Bill	C	67	Penn State	1971-81	151	119
Leo, Bobby	WR	24	Harvard	1967-68	3	0
Leo, Charlie	OG	63	Indiana	1960-62	34	NA
Leonard, Louis	DL	66	Fresno State	2010	1	0
LeVoi, Mark	T	64	Notre Dame	2008-10	32	2
Lewis, Bill	C	75	Nebraska	1993	7	5
Lewis, Vernon	CB	43	Pittsburgh	1993-96	44	2
Light, Matt	T	72	Purdue	2001-11	155	153
Lindquist, Paul	DT	67	New Hampshire	1961	2	NA

HISTORY

# PATRIOTS ALL-TIME ROSTER

Name	Pos.	#	College	Years	GP	GS
Linne, Larry	WR	80	Texas-El Paso	1987	3	3
Lippett, Ronnie	DB	42	Miami (Fla.)	1983-91	122	111
Livingston, Walt	RB	24	Heidelberg	1960	3	NA
Lloyd, Brandon	WR	85	Illinois	2012	16	15
Lockett, Bret	DB	38	UCLA	2009-11	10	0
Lockhart, Eugene	LB	51	Houston	1991-92	32	21
Lockwood, Scott	RB	40	Southern Cal.	1992-93	4	0
Lofton, Oscar	OE	86	S.E. Louisiana	1960	14	NA
Lofton, Steve	CB	38	Texas A&M	1997	10	0
Long, Charlie	G	76	Tennessee-Chattanooga	1961-69	124	17
Long, Mike	OE	87	Brandeis	1960	2	NA
Looker, Dane	WR	87	Washington	2000	0	0
Lott, Billy	RB	32	Mississippi	1961-63	35	NA
Loudd, Rommie	LB	60	UCLA	1961-62	27	NA
Loukas, Angelo	G	66	Northwestern	1970	2	0
Love, Arthur	TE	48	South Carolina St.	2001	0	0
Love, Kyle	DL	74	Mississippi State	2010-12	41	25
Lowe, Omare	CB	23	Washington	2004	3	0
Lowery, Nick	K	7	Dartmouth	1978	2	0
Lowry, Orlando	LB	91	Ohio State	1989	2	0
Lua, Oscar	LB	49	Southern Cal.	2007	0	0
Lucas, Ray	WR	15	Rutgers	1996	2	0
Lunsford, Mel	DE	72	Central State (Ohio)	1973-80	92	74
Lyle, Rick	DL	96	Missouri	2002-03	21	3

## - M -

Mahoney, John "Butch"	CB	23	American International	1961	NA	NA
Maitland, Jack	RB	40	Williams	1971-72	27	0
Mallard, Wesly	LB	96	Oregon	2005	3	0
Mallett, Ryan	QB	15	Arkansas	2011-13	4	0
Mallory, Irvin	DB	43	Virginia Union	1971	2	0
Maneri, Steve	T	65	Temple	2010	0	0
Mangiero, Dino	NT	96	Rutgers	1987	2	0
Mangum, John	DT	74	Southern Mississippi	1966-67	28	5
Mankins, Logan	OL	70	Fresno State	2005-13	130	130
Marion, Fred	FS	31	Miami (Fla.)	1982-91	144	114
Maroney, Laurence	RB	39	Minnesota	2006-10	45	14
Marsh, Aaron	WR	29	Eastern Kentucky	1968-69	28	16
Marshall, Al	WR	88	Boise State	1974	4	0
Martin, Curtis	RB	28	Pittsburgh	1995-97	45	43
Martin, Derrick	S	26	Wyoming	2012	5	0
Martin, Donald	CB	38	Yale	1973	14	2
Martin, Sammy	WR	82	Louisiana State	1988-91	40	1
Martin, Steve	DT	90	Missouri	2002	14	5
Mason, Dave	S	28	Nebraska	1973	8	1
Mass, Wayne	OT	75	Miami (Fla.)	1972	6	0
Massey, Jim	CB	47	Linfield	1974-75	15	1
Match, Trevor	OC	64	Brigham Young	1985-88	26	11
Matthews, Bill	LB	53	South Dakota State	1979-81	48	10
Matthews, Henry	RB	35	Michigan State	1972	3	3
Matthews, Michael	TE	80	Georgia Tech.	2009	4	0
May, Art	DE	71	Tuskegee	1971	11	5
Mayo, Jerod	LB	51	Tennessee	2008-13	81	79
Mays, Corey	LB	46	Notre Dame	2006-07	9	0
Mayer, Shawn	S	39/23	Penn State	2003-04	12	0
McAlister, James	RB/KR	37	UCLA	1978	16	0
McCabe, Jerry	LB	52	Holy Cross	1987	3	3
McCall, Bob	P	24	Arizona	1973	8	1
McCarthy, Shawn	P	11	Purdue	1991-92	29	0
McClain, Terrell	DL	93	South Florida	2012	1	0
McComb, Don	DE	85	Villanova	1960	1	NA
McCourty, Devin	DB	32	Rutgers	2010-13	61	61
McCrary, Fred	FB	44	Mississippi State	2003	6	3
McCray, Prentice	S	34	Arizona State	1974-80	81	65
McCurry, Dave	S	40	Iowa State	1974	2	0
McDermott, Sean	LS	49	Kansas	2003	1	0
McDonald, Nick	OL	65	Grand Valley State	2011-12	16	3
McDougald, Doug	DE	70	Virginia Tech.	1980	8	0
McGee, George	OT	75	Southern	1960	14	NA
McGee, Tony	DE	78	Bishop (Texas)	1974-81	119	37
McGinest, Willie	LB	55	Southern Cal.	1994-2005	171	146
McGovern, Rob	LB	58	Holy Cross	1992	4	0
McGowan, Brandon	S	30	Maine	2009-10	16	11
McGrew, Lawrence	LB	50	Southern Cal.	1980-89	122	74
McGrew, Michael	WR	15	Virginia	2005	0	0
McGruder, Scooter	CB	27	Kent State	1996-97	17	0
McHale, Joe	LB	55	Delaware	1987	3	0
McKay, Bob	OT	66	Texas	1976-78	39	16
McKenzie, Tyrone	LB	44	South Florida	2009	0	0
McKinnon, Don	LB	51	Dartmouth	1963-64	17	NA
McMahon, Art	DB	28	N.C. State	1968-72	43	7
McMurtry, Greg	WR	86	Michigan	1990-93	58	41
McNeil, Emmanuel	NT	92	Tennessee-Martin	1989	1	0

HISTORY

# PATRIOTS ALL-TIME ROSTER

Name	Pos.	#	College	Years	GP	GS
McQuay, Leon	RB	31	Tampa	1975	13	0
McSwain, Chuck	RB	32	Clemson	1987	3	1
McSwain, Rod	CB	23	Clemson	1984-90	90	17
Meggett, David	RB	22	Towson State	1995-97	48	3
Megna, Marc	LB	96/99	Richmond	1999-2000	4	0
Meixler, Ed	LB	52	Boston University	1965	4	NA
Melander, Jon	OG	64	Minnesota	1991	11	3
Merkerson, Ron	LB	50	Colorado	1999	0	0
Meriweather, Brandon	DB	31	Miami (Fla.)	2007-10	64	40
Mesko, Zoltan	P	14	Michigan	2010-12	48	0
Mickens, Ray	CB	38	Texas A&M	2006	4	0
Mildren, Jack	S	45	Oklahoma	1974	14	10
Millen, Hugh	QB	7	Washington	1991-92	20	20
Miller, Al	RB	32	Boston College	1960	14	NA
Miller, Dan	K	6	Miami (Fla.)	1982	2	0
Miller, Jim	QB	13	Michigan State	2004	0	0
Miller, Josh	P	8	Arizona	2004-06	42	0
Milloy, Lawyer	S	36	Washington	1996-2002	112	106
Mills, Garrett	TE	45	Tulsa	2006	0	0
Mirich, Rex	DT	76	Northern Arizona	1970	7	1
Mitchell, Brandon	DE	98	Texas A&M	1997-2001	62	37
Mitchell, Leroy	DB	41	Texas Southern	1967-68	28	28
Mitchell, Mel	S	24	Western Kentucky	2006-07	10	0
Moe, TJ	WR	84	Missouri	2013	0	0
Molden, Antwaun	CB	27	Eastern Kentucky	2011	16	2
Montler, Mike	OT	64	Colorado	1969-72	53	50
Moore, Arthur	DT	75	Tulsa	1973-77	29	0
Moore, Brandon	OT	70	Duke	1993-95	26	0
Moore, Eric	DL	92/98	Florida State	2010, 2011	6	3
Moore, Greg	LB	54	Tennessee-Chattanooga	1987	3	3
Moore, Leroy	DE	61	Ft. Valley State	1961-62	19	NA
Moore, Marty	LB	58/90	Kentucky	1994-99, 2001	96	10
Moore, Rashad	DL	95	Tennessee	2007	1	0
Moore, Sterling	DB	29	Southern Methodist	2011-12	14	3
Moore, Steve	OT	67	Tennessee State	1983-87	52	31
Moore, Will	WR	83	Texas Southern	1995	16	13
Moreland, Earthwind	CB	29	Georgia Southern	2004	9	2
Morey, Sean	WR	85	Brown	1999	2	0
Morgan, Stanley	WR	86	Tennessee	1977-89	180	165
Morris, Aric	S	29	Michigan State	2003	4	0
Morris, Jamie	RB	24	Michigan	1990	5	0
Morris, Jon	OC	56	Holy Cross	1964-74	130	82
Morris, Sammy	RB	34	Texas Tech	2007-10	41	12
Morriss, Guy	OC	75	Texas Christian	1984-87	53	22
Mosier, John	TE	88	Kansas	1973	2	2
Moss, Randy	WR	81	Marshall	2007-10	52	51
Moss, Roland	TE	86	Toledo	1971	14	6
Moss, Zefross	T	77	Alabama State	1997-99	42	42
Mowatt, Zeke	TE	81	Florida State	1990	10	0
Mruczkowski, Gene	OL	64	Purdue	2003-06	18	0
Mulligan, Matthew	TE	88	Maine	2013	15	4
Murphy, Bill	WR	31	Cornell	1968	6	5
Murphy, Jim	QB	7	Northeastern	1998	0	0
Murrell, Marques	LB	93	Appalachian State	2010	1	0
Myers, Leonard	CB	25	Miami (Fla.)	2001-02	15	1

## - N -

Nance, Jim	RB	35	Syracuse	1965-71	94	66*
Naposki, Eric	LB	49	Connecticut	1988-89	4	0
Neal, Stephen	OL	61	Cal State Bakersfield	2001-10	86	81
Neblett, Andre	DL	71	Temple	2013	1	0
Neighbors, Billy	OG	73	Alabama	1962-65	56	NA
Nelson, Edmund	DE	65	Auburn	1988	12	1
Nelson, Steve	LB	57	N. Dakota State	1974-87	174	173
Neumann, Tom	RB	36	Northern Michigan	1963	10	NA
Neville, Tommy	OT	77	Mississippi State	1965-77	160	114*
Nichols, Bob	TE	87	Boston University	1967-68	15	1
Nichols, Ricky	WR	86	East Carolina	1987	1	0
Ninkovich, Rob	LB	50	Purdue	2009-13	79	58
Nugent, David	DE	92	Purdue	2000-01	15	1

## - O -

O'Callaghan, Ryan	T	68	California	2006-08	25	7
O'Connell, Kevin	QB	5	San Diego State	2008	2	0
O'Hanley, Ross	DB	25	Boston College	1960-65	63	NA
O'Neal, Deltha	CB	21	California	2008	16	10
O'Neill, Pat	P	5	Syracuse	1994-95	24	0
Oakes, Don	OT	7	Virginia Tech	1963-68	27	16
Ochoicino, Chad	WR	85	Oregon State	2011	15	3
Ohrnberger, Rich	OL	60	Penn State	2009-11	5	0
Ojinnaka, Quinn	OL	69	Syracuse	2010	8	0
Osborne, Chuck	DT	71	Arizona	2000	0	0
Osley, Willie	CB	37	Illinois	1974	10	4

# PATRIOTS ALL-TIME ROSTER

Name	Pos.	#	College	Years	GP	GS
Outlaw, John	DB	44	Jackson State	1969-72	33	19
Overton, Don	RB	29	Fairmont State	1990	7	0
Owen, Tom	QB	17	Wichita State	1976-81	12	1
Owens, Dennis	NT	98	N.C. State	1982-86	71	44

## - P -

Page, Jarrad	S	44	UCLA	2010	10	1
Parilli, Babe	QB	15	Kentucky	1961-67	94	11*
Parker, Riddick	DT	97	North Carolina	2001	13	0
Pass, Patrick	RB	35	Georgia	2000-06	78	11
Patrick, Mike	P	2	Mississippi State	1975-78	43	0
Patten, David	WR	86	Western Carolina	2001-04	54	44
Patton, Jerry	DE	72	Nebraska	1975	3	3
Paulk, Jeff	FB	46	Arizona State	2000	1	0
Paxton, Lonie	LS	66	Sacramento State	2000-08	141	0
Pennywell, Carlos	WR	88	Grambling State	1978-81	48	2
Peoples, George	RB	35	Auburn	1983	16	0
Perkins, Willis	OG	NA	Texas Southern	1961	1	NA
Perryman, Robert	RB	34	Michigan	1987-89	41	31
Peterson, Joe	CB	45	Nevada-Reno	1987	3	3
Petrus, Mitch	OL	67	Arkansas	2012	2	0
Phifer, Roman	LB	95	UCLA	2001-04	59	46
Phillips, Jess	RB	35	Michigan State	1976-77	27	0
Philpott, Ed	LB	52	Miami (Ohio)	1967-71	68	53
Pickering, Clay	WR	48	Maine	1987	1	0
Pitts, Mike	DE	93	Alabama	1993-94	32	31
Pleasant, Anthony	DE	98	Tennessee State	2001-03	37	27
Plunkett, Art	OT	70	UNLV	1985, 87	22	1
Plunkett, Jim	QB	16	Stanford	1971-75	61	61
Polite, Lousaka	FB	36	Pittsburgh	2011	1	0
Pool, David	CB	27	Carson-Newman	1991-92	31	17
Poole, Tyrone	CB	38	Fort Valley State	2003-05	22	21
Pope, Ken	CB	41	Oklahoma	1974	4	0
Porell, Tom	NT	65	Boston College	1987	1	1
Porter, Willie	DB	27	Texas Southern	1968	13	0
Posey, David	K	9	Florida	1978	11	0
Poteat, Hank	CB	31/32	Pittsburgh	2004-06	12	2
President, Andre	TE	88	Angelo State	1995	1	0
Prestridge, Luke	P	17	Baylor	1984	9	0
Price, Kenny	LB	54	Iowa	1971	1	0
Price, Taylor	WR	17	Ohio	2010-11	4	0
Profit, Eugene	DB	22	Yale	1986-88	5	0
Pruett, Perry	DB	39	North Texas State	1971	11	1
Pryor, Myron	DL	91	Kentucky	2009-11	24	2
Puetz, Garry	OG	77	Valparaiso	1979-81	36	5
Purnell, Lovett	TE	48/85	West Virginia	1996-98	34	7
Purvis, Vic	WR	31	Southern Mississippi	1966-67	16	0*
Pyne, George	OT	75	Olivet	1965	14	NA

## - R -

Rademacher, Bill	WR	33	N. Michigan State	1969-70	27	5
Rakoczy, Gregg	OL	71	Miami (Fla.)	1991-92	21	4
Ramsey, Derrick	TE	88	Kentucky	1983-85	46	23
Ramsey, Tom	QB	12	UCLA	1985-88	21	4
Ratkowski, Ray	RB	23	Notre Dame	1961	1	NA
Rawlings, Josh	OL	62	Minnesota	2000	0	0
Ray, Eddie	RB-P	36	Louisiana State	1970	5	1
Ray, Terry	S	23	Oklahoma	1993-96	63	24
Redd, Vince	LB	49	Liberty	2008	5	0
Redding, Reggie	OL	70	Cal State-Fullerton	1992	14	14
Redmond, J.R.	RB	21	Arizona State	2000-02	33	5
Reed, Benton	DE	71	Mississippi	1987	3	3
Rehberg, Scott	T	60	Central Michigan	1997-98	8	0
Rehder, Tom	OT	76	Notre Dame	1988-89	32	0
Reid, Dexter	S	42	North Carolina	2004	13	2
Reilly, Kevin	LB	55	Villanova	1975	4	1
Rembert, Johnny	LB	52	Clemson	1983-92	126	72
Reynolds, Bob	OT	74	Bowling Green	1972-73	20	14
Reynolds, Ed	LB	95	Virginia	1983-91	119	34
Reynolds, Ricky	CB	21	Washington State	1994-96	42	35
Reynolds, Tom	WR	21	San Diego State	1972	12	0
Rheams, Leonta	DL	75	Houston	1998	6	0
Rice, Rodney	DB	43	Brigham Young	1989	10	0
Richard, Darryl	DL	90	Georgia Tech	2009-2010	0	0
Richard, Jamey	OL	71	Buffalo	2012	0	0
Richards, Dave	OL	62	UCLA	1996	5	0
Richardson, Al	DE	79	Grambling State	1960	3	NA
Richardson, Jesse	DT	75	Alabama	1962-64	42	NA
Richardson, Mike	DB	35	Notre Dame	2007-08	10	0
Richardson, Tom	WR	49	Jackson State	1969-70	15	0
Ridley, Stevan	RB	22	LSU	2011-13	46	20
Rivera, Mike	LB	59	Kansas	2012	10	1
Rivers, Marcellus	TE	82	Oklahoma State	2007	3	0
Robbins, Randy	S	48	Arizona	1992	15	15



# PATRIOTS ALL-TIME ROSTER

Name	Pos.	#	College	Years	GP	GS
Roberts, Tim	DE	94	Southern Mississippi	1995	13	12
Roberts, William	G	76	Ohio State	1995-96	32	27
Robinson, Bo	RB	41	West Texas State	1984	16	1
Robinson, Greg	OT	61/68	Sacramento State	1987	3	3
Robinson, Junior	CB	27	East Carolina	1990	16	0
Robinson, Rex	K	7	Georgia	1982	3	0
Robinson-Randall, Greg	T	64/77	Michigan State	2000-02	35	22
Robotti, Frank	LB-RB	51	Boston College	1961	12	NA
Rogers, Doug	DE	65	Stanford	1984	12	0
Romaniszyn, Jim	LB	53	Edinboro State (Pa.)	1976	11	2
Romeo, Tony	TE	86	Florida State	1962-67	75	0*
Romine, Al	DB	46	Florence State	1961	1	NA
Rowe, Dave	DT	76	Penn State	1971-73	42	33
Rucci, Todd	OG	71	Penn State	1993-99	85	75
Rucker, Reggie	WR	33	Boston University	1971-74	43	38
Rudolph, Jack	LB	80	Georgia Tech	1960-65	56	NA
Ruegamer, Grey	C/G	67	Arizona State	2000-02	33	3
Russ, Bernard	LB	51	West Virginia	1997-99	9	0
Russell, Leonard	RB	32	Arizona State	1991-93	43	40
Ruth, Mike	NT	65	Boston College	1986-87	8	0
Rutledge, Rod	TE	83	Alabama	1998-2001	63	31
Ruud, Bo	LB	91	Nebraska	2008	0	0
Ryan, Logan	CB	26	Rutgers	2013	16	7

- S -

Sabb, Dwayne	LB	95	New Hampshire	1992-96	73	24
Sacco, Frank	LB	95	Fordham	1987	2	0
Sagapolotele, Pio	DT	75	San Diego State	1996	15	10
Salas, Greg	WR	17	Hawaii	2012	1	0
Saltz, Lee	QB	12	Temple	1992	0	0
Sam, P.K.	WR	14	Florida State	2004	3	0
Samuel, Asante	CB	22	Central Florida	2003-07	75	53
Sanders, James	S	36	Fresno State	2005-10	84	50
Sanders, John	S	25	South Dakota	1974-76	30	24
Sanders, Lewis	DB	29	Maryland	2008	10	4
Sandham, Todd	OG	72	Northeastern	1987	2	0
Sands, Terdell	DL	74	Tennessee-Chattanooga	2009	1	0
Sanford, Rick	FS	25	South Carolina	1979-84	89	53
Saranovitz, Brian	OG	70	New Hampshire	1987	0	0
Sardisco, Tony	OG	64	Tulane	1960-62	40	NA
Satcher, Doug	LB	58	Southern Mississippi	1966-68	28	26
Sauerbrun, Todd	P	18	West Virginia	2006	2	0
Sawyer, Jon	CB	31	Cincinnati	1987	2	0
Saxon, Mike	P	4	San Diego State	1993	16	0
Saylor, Jace	DL	94	Michigan State	2001	2	1
Scarpito, Bob	WR-P	46	Notre Dame	1968	14	0
Schaum, Greg	DE	76	Michigan State	1978	14	0
Schmidt, Bob	OT	74	Minnesota	1964	14	NA
Scholtz, Bruce	LB	51	Texas	1989	8	2
Schottenheimer, Marty	LB	54	Pittsburgh	1969-70	23	5
Schroeder, Bill	WR	18	Wisconsin-La Crosse	1995	0	0
Schubert, Eric	K	1	Pittsburgh	1987	2	1
Schubert, Steve	WR	87	Massachusetts	1974	8	2
Schwedes, Gerhardt	RB	31	Syracuse	1960-61	7	NA
Scott, Chad	CB	30	Maryland	2005-07	17	9
Scott, Clarence	DB	26	Morgan State	1969-72	43	24
Scott, Guss	S	29/39	Florida	2004-06	6	2
Scott, Trevor	DE	99	Buffalo	2012	14	2
Scott, Walter	DL	94	East Carolina	1996	1	0
Scott, Willie	TE	88	South Carolina	1986-88	25	2
Sealy, Randy	LB	53/59	Missouri	1987	2	1
Seau, Junior	LB	55	Southern Cal	2006-09	38	16
Secules, Scott	QB	10	Virginia	1993	12	4
Sellers, Ron	WR	34	Florida State	1969-71	35	30
Serwanga, Kato	CB	31	California	1998-2000	31	3
Seymour, Richard	DE	93	Georgia	2001-08	111	105
Shaw, Harold	FB	44	Southern Mississippi	1998-2000	35	0
Shaw, Sedrick	RB	23	Iowa	1997-98	14	1
Shaw, Terrance	CB	22	Stephen F. Austin	2001	13	3
Shegog, Ron	SS	42	Austin Peay	1987	3	3
Sherman, Tom	QB-DB	14	Penn State	1968-69	18	7
Shiancoe, Visanthe	TE	80	Morgan State	2012	5	0
Shiner, Dick	QB	11	Maryland	1973-74	4	0
Shoate, Rod	LB	56	Oklahoma	1975-81	76	65
Shonta, Chuck	DB	34	Eastern Michigan	1960-67	14	14
Shorts, Peter	DE	90	Illinois State	1989	1	0
Sievers, Eric	TE	85	Maryland	1989-90	24	6
Siliga, Sealver	DT	71	Utah	2013	5	4
Silvestro, Alex	DE	69	Rutgers	2011	1	0
Simerson, John	OT	75	Purdue	1961	10	NA
Simmons, Kendall	G	71	Auburn	2009	1	0
Simmons, Tony	WR	81	Wisconsin	1998-2000	38	9
Sims, Kenneth	DE	77	Texas	1982-89	74	64
Singer, Karl	OT	68	Purdue	1966-68	39	0

# PATRIOTS ALL-TIME ROSTER

Name	Pos.	#	College	Years	GP	GS
Singleton, Chris	LB	55	Arizona	1990-93	33	22
Sisson, Scott	K	9	Georgia Tech	1993	13	0
Skene, Doug	G	74	Michigan	1994	6	6
Stade, Chris	LB	53	Virginia	1993-2000	127	108
Slater, Matthew	WR	18	UCLA	2008-13	87	3
Small, Torrance	WR	84	Alcorn State	2001	3	0
Smerlas, Fred	NT	76	Boston College	1991-92	32	1
Smith, Antowain	RB	32	Houston	2001-03	45	36
Smith, Donnell	DE	65	Southern	1973-74	21	0
Smith, Hal	DT	70	UCLA	1960	10	NA
Smith, John	K	1	Southampton (England)	1974-83	116	0
Smith, Jonathan	WR	81	Georgia Tech	2006	2	0
Smith, Kenny	DL	95	Alabama	2008	0	0
Smith, Le Kevin	DL	90	Nebraska	2006-08	31	0
Smith, Otis	CB	45	Missouri	1996, 2000-02	56	48
Smith, Ricky	DB	27	Alabama State	1982-84	26	0
Smith, Rod	DB	22	Notre Dame	1992-94	48	17
Smith, Sean	DE	97	Georgia Tech	1990-91	17	1
Snyder, Al	WR	38	Holy Cross	1964	2	NA
Solder, Nate	T	77	Colorado	2011-13	47	44
Solitis, Bob	DB	42	Minnesota	1960-61	3	NA
Songin, Ed "Butch"	QB	11	Boston College	1960-61	28	NA
Sopoaga, Isaac	DT	90	Hawaii	2013	6	2
Spach, Stephen	TE	82	Fresno State	2007-08	5	0
Spann, Antwain	CB	31	Louisiana-Lafayette	2006-08	19	0
Spears, Ron	DE	78	San Diego State	1982-83	8	1
Spikes, Brandon	LB	55	Florida	2010-13	51	39
Spire, Greg	DE	94	Florida State	1998-2000	42	3
Springs, Shawn	S	29	Ohio State	2009	12	8
St. Jean, Lennie	OG	60	N. Michigan	1964-73	140	96*
Stallworth, Donté	WR	18/19	Tennessee	2007, 2012	17	9
Stanback, Isaiah	WR/QB	15	Washington	2009	6	2
Stanley, Sylvester	NT	63	Michigan	1994	7	0
Stanley, Walter	WR	81	Colorado	1992	13	0
Starks, Duane	CB	23	Miami (Fla.)	2005	7	6
Starring, Stephen	WR	81	McNeese	1983-87	72	33
Stavrovsky, Jason	K	4	Tulsa	1988-91	42	0
Steinfort, Fred	K	5	Boston College	1983	9	0
Stenger, Brian	LB	59	Notre Dame	1973	10	2
Stephens, Calvin	G	68	South Carolina	1992	14	1
Stephens, John	RB	44	NW Louisiana State	1988-92	76	59
Stephens, Tom	DB-TE	45	Syracuse	1960-64	49	NA
Stevens, Matt	S	26	Appalachian State	2000-01	16	4
Stingley, Darryl	WR	84	Purdue	1973-77	60	53
Stokes, Barry	OL	75	Eastern Michigan	2008	0	0
Stokes, Eric	C-G	78	Northeastern	1987	1	1
Stokes, J.J.	WR	85	UCLA	2003	2	0
Stolberg, Eric	WR	19	Indiana	1971	0	0
Stone, Michael	S	24	Memphis	2005	13	3
Striegall, Bill	LB	72	College of Pacific	1960	5	NA
Stuckey, Shawn	LB	93	Troy State	1998	6	0
Studstill, Pat	P	2	Houston	1972	14	0
Sturt, Fred	G	63	Bowling Green	1976-78	29	0
Suci, Bob	DB	21	Michigan State	1963	14	NA
Sudfeld, Zach	TE	44	Nevada	2013	3	0
Sullivan, Chris	DE	74	Boston College	1996-99, 2001	63	20
Svitek, Will	OL	74	Stanford	2013	13	2
Swanson, Terry	P	36	Massachusetts	1967-68	24	0
Sweet, Joe	WR	81	Tennessee State	1974	4	0
Sykes, Alfred	WR	13	Florida A&M	1971	4	1

- T -

Taliaferro, Mike	QB	17	Illinois	1968-71	32	25
Talib, Aqib	CB	31	Kansas	2012-13	19	18
Tanner, John	LB-DE	53	Tennessee Tech	1973-74	27	2
Tarbits, Richard	LB	53	Georgia	1990-92	27	1
Tarpinian, Jeff	LB	53	Iowa	2011-12	10	1
Tarver, John	RB	36	Colorado	1972-74	31	15
Tate, Brandon	WR	19	North Carolina	2009-10	18	11
Tatupu, Mosi	RB	30	Southern Cal	1978-90	194	22
Taylor, Chris	RB	35	Indiana	2009	0	0
Taylor, Fred	RB	21	Florida	2009-10	13	1
Taylor, Gene	WR	82	Fresno State	1991	1	0
Taylor, Greg	RB	45	Virginia	1982	1	0
Taylor, Kitrick	WR	49	Washington State	1989	4	0
Tennant, Matt	OL	67	Bosoton College	2012	0	0
Testaverde, Vinny	QB	14	Miami (Fla.)	2006	3	0
Tharpe, Larry	OT	77	Tennessee State	1996	0	0
Thomas, Adalius	LB	96	Southern Mississippi	2007-09	39	35
Thomas, Ben	DE	99	Auburn	1985	15	0
Thomas, Blair	RB	32	Penn State	1994	3	0
Thomas, David	TE	86	Texas	2006-08	32	13
Thomas, Donald	OL	64	Connecticut	2011-12	26	8
Thomas, Donnie	LB	51	Indiana	1976	3	1
Thomas, Gene	RB	22	Florida A&M	1968	9	4

HISTORY

# PATRIOTS ALL-TIME ROSTER

Name	Pos.	#	College	Years	GP	GS
Thomas, Henry	DT	95	Louisiana State	1997-2000	64	52
Thomas, Santonio	DL	92	Miami (Fla.)	2007	4	0
Thompkins, Kenbrell	WR	85	Cincinnati	2013	12	8
Thompson, Leroy	RB	36	Penn State	1994	16	1
Thompson, Reyna	CB	21	Baylor	1993	15	6
Timpson, Michael	WR	83	Penn State	1989-94	70	25
Tippett, Andre	LB	56	Iowa	1982-93	151	139
Tipton, Dave	NT	60	Western Illinois	1975-76	12	0
Toler, Ken	WR	82	Mississippi	1981-82	25	0
Toner, Ed	DT	75	Massachusetts	1967-70	26	0
Towns, Bobby	DB	34	Georgia	1961	2	NA
Traylor, Keith	NT	98	Central State (Okla.)	2004	16	10
Trull, Don	QB	19	Baylor	1967	7	3
Tucker, Erroll	DB	21	Utah	1989	5	0
Tucker, Ross	OL	69	Princeton	2005	1	0
Tuitele, Maugaula	LB	47/59	Colorado State	2000-02	5	0
Tupa, Tom	P	19	Ohio State	1996-98	48	0
Turner, Bake	WR	40	Texas Tech	1970	14	13
Turner, Bill	DE	74	Boston College	1987	2	0
Turner, Kevin	RB	34	Alabama	1992-94	48	19
Turner, T.J.	LB	99	Michigan State	2001	2	0
Twombly, Darren	C	64	Boston College	1987	1	1

## - U -

Underwood, Tiquan	WR	10	Rutgers	2011	6	0
-------------------	----	----	---------	------	---	---

## - V -

van Eeghen, Mark	RB	34	Colgate	1982-83	24	16
Vataha, Randy	WR	18	Stanford	1971-76	82	44
Vaughn, Jon	RB	24	Michigan	1991-92	32	7
Vellano, Joe	DL	72	Maryland	2013	16	8
Ventrone, Ray	DB	41	Villanova	2007-08	17	0
Ventrone, Ross	DB	35	Villanova	2011	8	0
Vereen, Shane	RB	34	California	2011-13	26	2
Veris, Garin	DE	60/90	Stanford	1985-91	78	46
Viaene, David	OT	70	Minnesota-Duluth	1989-90	20	8
Villa, Danny	OT	75	Arizona State	1987-91, 97	75	62
Vinatieri, Adam	K	4	South Dakota State	1996-2005	160	0
Virkus, Scott	DE	70	San Francisco CC	1984	5	0
Vollmer, Sebastian	OL	76	Houston	2009-13	59	52
Vrabel, Mike	LB	50	Ohio State	2001-08	125	110

## - W -

Wagner, Bryan	P	9	Cal State-Northridge	1991, 95	8	0
Walker, Bruce	NT/DT	91	UCLA	1994-95	11	4
Walker, Mike	K	12	None	1972	8	0
Walter, Ken	P	13/15	Kent State	2001-03, 06	46	0
Ward, David	LB	94	Southern Arkansas	1989	16	0
Ward, Dedic	WR	17	Northern Iowa	2003	4	0
Warren, Gerard	DL	92/98	Florida	2010, 2011	28	10
Warren, Lamont	RB	27	Colorado	1999	16	2
Warren, Ty	DL	94	Texas A&M	2003-10	105	92
Washington, Clyde	DB	31	Purdue	1960-61	27	NA
Washington, John	DT	76	Oklahoma State	1993	16	13
Washington, Kelley	WR	15	Tennessee	2007-08	24	0
Washington, Leon	RB	33	Florida State	2013	2	0
Washington, Mark	CB	46	Morgan State	1979	12	0
Washington, Mickey	CB	21	Texas A&M	1990-91	25	4
Washington, Ted	NT	92	Louisville	2003	10	10
Waters, Brian	G	54	North Texas	2011	16	16
Watson, Benjamin	TE	84	Georgia	2004-09	71	47
Watson, Dave	G	67	Georgia Tech	1963-64	28	NA
Weathers, Robert	RB	24	Arizona State	1982-86	44	6
Weathers, Clarence	WR	82	Delaware State	1983-84	25	0
Weaver, Jed	TE	85	Oregon	2004	10	1
Webb, Don	DB	42	Iowa State	1961-71	134	60*
Webster, George	LB	90	Michigan State	1974-76	37	25
Webster, Jason	CB	23	Texas A&M	2008	3	0
Weisacosky, Ed	LB	66	Miami (Fla.)	1971-72	28	23
Weishuhn, Clayton	LB	53	Angelo State	1982-86	30	26
Welch, Claxton	RB	43	Oregon	1973	2	1
Welch, Thomas	OL	66	Vanderbilt	2011	3	1
Welker, Wes	WR	83	Texas Tech	2007-12	93	78
Wells, Billy	RB	41	Michigan State	1960	12	NA
Wendell, Ryan	C	62	Fresno State	2009-13	63	37
West, Mel	RB	24	Missouri	1961	4	NA
Westbrook, Don	WR	83	Nebraska	1977-81	71	1
Weston, Kade	DE	66	Georgia	2010	0	0
Whalen, Jim	TE	82	Boston College	1965-69	70	27*
Wheatley, Terrence	CB	22	Colorado	2008-10	11	1
Wheeler, Dwight	OT	62	Tennessee State	1978-83	72	39
Wheeler, Mark	DT	97	Texas A&M	1996-98	40	31
Whigham, Larry	S	25	NE Louisiana	1994-2000	106	4
White, Adrian	S	38	Florida	1993	5	4

# PATRIOTS ALL-TIME ROSTER

Name	Pos.	#	College	Years	GP	GS
White, Chris	LB	59	Mississippi State	2013	16	0
White, David	LB	51	Nebraska	1993	6	0
White, Harvey	QB	10	Clemson	1960	9	NA
White, Jeff	K-P	2	Texas El Paso	1973	11	0
White, Jim	DE	87	Colorado State	1972	13	6
White, Reggie	DT/NT	90	North Carolina A&T	1995	16	9
White, Tracy	LB	58	Howard	2010-12	42	2
Whittingham, Fred	LB	53	Cal Poly	1970	13	0
Whitten, Todd	QB	15	Stephen F. Austin	1987	1	0
Wichard, Murray	DE	90	Frostburg State	1987	3	0
Wiggins, Jermaine	TE	85	Georgia	2000-01	20	8
Wilburn, Steve	DE	99	Illinois State	1987	3	3
Wilfork, Vince	DT	75	Miami (Fla.)	2004-13	142	132
Wilhite, Jonathan	CB	24	Auburn	2008-10	39	13
Williams, D.J.	TE	45	Arkansas	2013	2	0
William, J.R.	LB-C	55	Louisiana Tech	1968-70	38	2
Williams, Brent	DE	96	Toledo	1986-93	121	102
Williams, Brian	TE	49	Southern	1982	1	0
Williams, Brooks	TE	80	North Carolina	1983	13	1
Williams, Derwin	WR	82	New Mexico	1985-87	42	1
Williams, Ed	LB	54	Texas	1984-87, 90	62	10
Williams, Gemara	CB	42	Buffalo	2006	0	0
Williams, Grant	T	76	Louisiana Tech	2000-01	29	12
Williams, Jon	RB	44	Penn State	1984	9	0
Williams, Larry	G	75	Notre Dame	1992	13	9
Williams, Lester	NT	72	Miami (Fla.)	1982-85	42	13
Williams, Malcolm	DB	41	Texas Christian	2011-12	4	0
Williams, Perry	CB	38	Clemson	1987	3	0
Williams, Tank	S	26	Stanford	2008	0	0
Williams, Toby	DE	90	Nebraska	1983-88	80	56
Wilson, Adrian	S	24	North Carolina State	2013	0	0
Wilson, Curtis	OC	75	Missouri	1989	0	0
Wilson, Darrell	DB	47	Connecticut	1981	1	0
Wilson, Darryal	WR	48	Tennessee	1983	9	0
Wilson, David	DB	26	California	1992	1	0
Wilson, Ed	QB	12	Arizona	1965	14	NA
Wilson, Eugene	DB	26	Illinois	2003-07	62	55
Wilson, Jerrel	P	4	Southern Mississippi	1978	14	0
Wilson, Joe	RB	23	Holy Cross	1974	12	0
Wilson, Marc	QB	15	Brigham Young	1989-90	30	10
Wilson, Tavon	DB	27	Illinois	2012-13	29	4
Windsor, Bob	TE	86	Kentucky	1972-75	48	44
Winslow, Kellen	TE	82	Miami (Fla.)	2012	1	0
Wirgowski, Dennis	DE	70	Purdue	1970-72	37	36
Witt, Mel	DT	70	Arlington State	1967-70	35	14
Wohlabaugh, Dave	C	64	Syracuse	1995-98	57	57
Wonsley, George	RB	53	Mississippi State	1989	5	0
Woodhead, Danny	RB	39	Chadron State	2010-12	45	9
Woods, Carl	RB	34	Vanderbilt	1987	2	0
Woods, Pierre	LB	58	Michigan	2006-10	54	8
Woody, Damien	C	65	Boston College	1999-2003	78	76
Wooten, Ron	OG	61	North Carolina	1982-88	98	96
Wren, Darryl	CB	27	Pittsburg (Kan.) State	1983-94	33	5
Wright, Elmo	WR	17	Houston	1975	8	4
Wright, Mike	DL	99	Cincinnati	2005-11	81	22
Wyman, Devin	DT	72	Kentucky State	1996-98	15	4

## - Y -

Yancy, Carlos	CB	40	Georgia	1995	4	0
Yates, Billy	G	74	Texas A&M	2005-08	22	11
Yates, Bob	OT-G-C	50	Syracuse	1960-65	67	NA
Yewcic, Tom	P-QB	14	Michigan State	1961-66	77	NA

## - Z -

Zabel, Steve	LB	54	Oklahoma	1975-78	50	48
Zackery, Tony	FS	25	Washington	1990-91	19	0
Zamberlin, John	LB	54	Pacific Lutheran	1979-82	56	15
Zendejas, Joaquin	K	2	LaVerne (Calif.)	1983	2	0
Zereoue, Amos	RB	31	West Virginia	2005	3	0
Zolak, Scott	QB	16	Maryland	1991-98	53	7
Zusevics, Markus	OL	66	Iowa	2012-13	0	0

# PATRIOTS ALL-TIME DRAFT

## 2014

Rd	Player	Pk	Pos	College
1	Dominique Easley	29	DL	Florida
2	Jimmy Garoppolo	62	QB	Eastern Illinois
3	(Traded to Jacksonville)	93		
4a	Bryan Stork	105	OL	Florida State
4b	James White	130	RB	Wisconsin
4c	Cameron Fleming	140	OL	Stanford
5	(Traded to Philadelphia)	169		
6a	Jon Halapio	179	OL	Florida
6b	Zach Moore	198	DL	Concordia-St. Paul
6c	Jemea Thomas	206	DB	Georgia Tech
7	Jeremy Gallon	244	WR	Michigan

### 2014 Draft Notes

For more details on all trades involving draft picks, please see trades list on following pages.

- 4c was awarded as a compensatory draft choice.
- 3 The Patriots acquired Jacksonville's 2014 fourth round pick (105 overall) and sixth round pick (179 overall) during a 2014 draft day trade on May 9, 2014 in exchange for the Patriots 2014 third round pick (93 overall).
- 5 Pick traded to Philadelphia on Oct. 29, 2013, in exchange for DL Isaac Sopoaga and a 2014 sixth-round draft pick (198 overall).

## 2013

Rd	Player	Pk	Pos	College
1	(Traded to Minnesota)	29		
2a	Jamie Collins	52	LB	Southern Mississippi
2b	Aaron Dobson	59	WR	Marshall
3a	Logan Ryan	83	CB	Rutgers
3b	Duron Harmon	91	DB	Rutgers
4a	Josh Boyce	102	WR	Texas Christian
4b	(Traded to Tampa Bay)	126		
5	(Traded to Washington)	162		
6	(Traded to Cincinnati)	197		
7a	Michael Buchanan	226	DL	Illinois
7b	(Traded to Tampa Bay)	229		
7c	Steve Beauharnais	235	LB	Rutgers

### 2013 Draft Notes

For more details on all trades involving draft picks, please see trades list on following pages.

- 1 The Patriots acquired Minnesota's 2013 second-round pick (52 overall), third-round pick (83 overall), fourth-round pick (102 overall) and seventh-round pick (229 overall) during a 2013 draft day trade on April 25 in exchange for the Patriots 2013 first-round pick (29 overall).
- 4b Pick traded to Tampa Bay on Nov. 1, 2012 in exchange for CB Aqib Talib and a 2013 seventh-round pick.
- 5 Pick traded to Washington on July 29, 2011 in exchange for DL Albert Haynesworth.
- 6 Pick traded to Cincinnati on July 29, 2011 in exchange for WR Chad Ochocinco.
- 7b The Patriots acquired RB LeGarrette Blount in a draft day trade with Tampa Bay on April 27, 2013 in exchange for RB Jeff Demps and a 2013 seventh-round pick (229 overall).

## 2012

Rd	Player	Pk	Pos	College
1a	Chandler Jones	21	DE	Syracuse
1b	Dont'a Hightower	25	LB	Alabama
2a	Tavon Wilson	48	DB	Illinois
2b	(Traded to Green Bay)	62		
3a	Jake Bequette	90	DE	Arkansas
3b	(Traded to Cincinnati)	93		
4	(Traded to Denver)	126		
5	(Traded to Green Bay)	163		
6	Nate Ebner	197	DB	Ohio State
7a	Alfonzo Dennard	224	CB	Nebraska
7b	Jeremy Ebert	235	WR	Northwestern

### 2012 Draft Notes

For more details on all trades involving draft picks, please see trades list on following pages.

- 1a Acquired Cincinnati's 2012 first-round pick in exchange for the Patriots' 2012 first-round pick (27 overall) and the Patriots' 2012 third-round pick (93 overall).
- 1b Acquired Denver's 2012 first-round pick in exchange for the Patriots' 2012 first-round pick (31 overall) and the Patriots' 2012 fourth-round pick (126 overall).
- 2b Pick traded to Green Bay for a 2012 third-round pick (90 overall) and a 2012 fifth-round pick (163 overall).
- 3b Pick traded to Cincinnati along with a 2012 first-round pick (27 overall) in exchange for Cincinnati's 2012 first-round pick (21 overall).
- 4 Pick traded to Denver along with a 2012 first-round pick (31 overall) in exchange for Denver's first-round pick (25 overall).

## 2011

Rd	Player	Pk	Pos	College
1a	Nate Solder	17	OL	Colorado
1b	(Traded to New Orleans)	28		
2a	Ras-I Dowling	33	DB	Virginia
2b	Shane Vereen	56	RB	California
2c	(Traded to Houston)	60		
3a	Stevan Ridley	73	RB	Louisiana State
3b	Ryan Mallett	74	QB	Arkansas
3c	(Traded to Oakland)	92		
4	(Traded to Oakland)	125		
5a	Marcus Cannon	138	OL	Texas Christian
5b	Lee Smith	159	TE	Marshall
6a	(Traded to Philadelphia)	193		
6b	Markell Carter	194	LB	Central Arkansas
7	Malcolm Williams	219	DB	Texas Christian

### 2011 Draft Notes

For more details on all trades involving draft picks, please see trades list on following pages.

- 1b Pick traded to New Orleans for 2011 first-round pick and a 2011 second-round pick (56 overall).
- 2c Pick traded to Houston for 2011 third-round choice (73 overall) and 2011 fifth-round pick (138 overall).
- 3c Pick traded to Oakland for 2012 second-round choice and 2011 seventh-round pick (219 overall).
- 6a Pick traded to Philadelphia for sixth-round choice (194 overall).

## 2010

Rd	Player	Pk	Pos	College
1a	(Traded to Denver)	22		
1b	(Traded to Dallas)	24		
1c	Devin McCourty	27	CB	Rutgers
2a	Rob Gronkowski	42	TE	Arizona
2b	(Traded to Oakland)	44		
2c	(Traded to Arizona)	47		
2d	Jermaine Cunningham	53	LB	Florida
2e	(Traded to Houston)	58		
2f	Brandon Spikes	62	LB	Florida
3a	(Traded to Carolina)	89		
3b	Taylor Price	90	WR	Ohio University
4a	Aaron Hernandez	113	TE	Florida
4b	(Traded to Dallas)	119		
5	Zoltan Mesko	150	P	Michigan
6a	(Traded to Oakland)	190		
6b	Ted Larsen	205	OL	N.C. State
7a	Thomas Welch	208	OL	Vanderbilt
7b	(Traded to Washington)	229		
7c	(Traded to Washington)	231		
7d	Brandon Deaderick	247	DL	Alabama
7e	Kade Weston	248	DL	Georgia
7f	Zac Robinson	250	QB	Oklahoma St.

### 2010 Draft Notes

For more details on all trades involving draft picks, please see trades list on following pages.

- 6b, 7d, 7e, 7f were awarded as compensatory draft choices.
- 1a Pick traded to Denver in exchange for a 2010 first-round pick (24 overall) and a 2010 fourth-round pick (113 overall).
- 1c Pick acquired from Dallas with their 2010 third-round (90 overall) pick in exchange for a 2010 first-round pick (24 overall) and a 2010 fourth-round pick (119 overall).
- 2a Pick acquired from Oakland in exchange for the Patriots 2010 second-round pick (44 overall) and their 2010 sixth-round pick (190 overall).
- 2c Pick traded to Arizona in exchange for a 2010 second-round pick (58 overall) and a 2010 third-round pick (89 overall). Pick was originally acquired from Tennessee in a 2009 draft-day trade.
- 2e Pick traded to Houston in exchange for a 2010 second-round pick (62 overall) and a fifth-round pick (150 overall). Pick was originally acquired from Arizona in previously mentioned trade.
- 3a Pick traded to Carolina in exchange for a 2011 second-round pick. Pick was originally acquired from Arizona in previously mentioned trade.
- 7a Pick acquired from Washington in exchange for two 2010 seventh-round picks (229 and 231 overall).

## 2009

Rd	Player	Pk	Pos	College
1	(Traded to Baltimore)	23		
2a	Patrick Chung	34	S	Oregon
2b	Ron Brace	40	DL	Boston College
2c	Darius Butler	41	DB	Connecticut
2d	Sebastian Vollmer	58	OL	Houston
3a	Brandon Tate	83	WR	North Carolina
3b	Tyrone McKenzie	97	LB	South Florida
4	Rich Ohrnberger	123	OL	Penn State
5a	(Traded to Philadelphia for WR Greg Lewis)			
5b	George Bussey	170	OL	Louisville
6a	Jake Ingram	198	LS	Hawaii
6b	Myron Pryor	207	DL	Kentucky



# PATRIOTS ALL-TIME DRAFT

## 2009 (Cont.)

7a	Julian Edelman	232	WR	Kent State
7b	Darryl Richard	234	DL	Georgia Tech

### 2009 Draft Notes

For more details on all trades involving draft picks, please see trades list on following pages.

- 3b, 5 and 6b were awarded as compensatory draft choices.
- Pick traded to Baltimore for a 2009 first-round pick (26 overall) and a 2009 fifth-round pick (162 overall). The Patriots used subsequent trades to turn those picks into selections 2c, 3a and 7a in addition to a 2010 second-round choice.
  - Pick acquired from Kansas City in exchange for QB Matt Cassel and LB Mike Vrabel.
  - Pick acquired from Oakland in exchange for a 2009 second-round pick (47 overall), a 2009 fourth-round pick (124 overall) and a 2009 sixth-round pick (199 overall).
  - Pick acquired from Green Bay along with two 2009 third-round picks (73 overall and 83 overall) in exchange for a 2009 first-round pick (26 overall) and a 2009 fifth-round pick (162 overall).
  - Pick acquired from Green Bay along with a 2009 second-round pick (41 overall) and a 2009 third-round pick (73 overall) in exchange for a 2009 first-round pick (26 overall) and a 2009 fifth-round pick (162 overall).
  - Pick acquired from Baltimore along with a 2009 sixth-round selection (198 overall) in exchange for two 2009 fifth-round selections (137 overall and 141 overall) that had been acquired from Philadelphia in exchange for CB Ellis Hobbs.
  - Pick acquired from Baltimore along with a 2009 fourth-round selection (123 overall) in exchange for two 2009 fifth-round selections (137 overall and 141 overall) that had been acquired from Philadelphia in exchange for CB Ellis Hobbs.
  - Pick acquired from Jacksonville along with a 2010 second-round pick in exchange for a 2009 third-round pick (73 overall).

## 2008

Rd	Player	Pk	Pos	College
1	Jerod Mayo	10	LB	Tennessee
2	Terrence Wheatley	62	CB	Colorado
3a	Shawn Crable	78	LB	Michigan
3b	Kevin O'Connell	94	QB	San Diego State
4	Jonathan Wilhite	129	CB	Auburn
5	Matthew Slater	153	WR	UCLA
6	Bo Ruud	197	LB	Nebraska

### 2008 Draft Notes

For more details on all trades involving draft picks, please see trades list on following pages.

- Pick acquired from New Orleans along with a 2008 third-round selection (78 overall) - LB Shawn Crable) in exchange for a 2008 first-round selection (7 overall) and a 2008 fifth-round selection (164 overall).
- Pick acquired from New Orleans along with a 2008 first-round selection (10 overall) - LB Jerod Mayo) in exchange for a 2008 first-round selection (7 overall) and a 2008 fifth-round selection (164 overall).
- Pick acquired from Tampa Bay in exchange for a 2008 fifth-round selection (160 overall) and a 2008 seventh-round selection (238 overall).

## 2007

Rd	Player	Pk	Pos	College
1	Brandon Meriweather	24	DB	Miami (Fla.)
2	(To Miami as part of trade for WR Wes Welker)			
4a	(To Oakland in exchange for WR Randy Moss)			
4b	Kareem Brown	127	DL	Miami (Fla.)
5	Clint Oldenburg	171	T	Colorado State
6a	Justin Rogers	180	LB	Southern Methodist
6b	Mike Richardson	202	CB	Notre Dame
6c	Justise Hairston	208	RB	Central Connecticut
6d	Corey Hilliard	209	T	Oklahoma State
7a	Oscar Lua	211	LB	Southern Cal
7b	(To Miami as part of trade for WR Wes Welker)			
7c	Mike Elgin	247	G/C	Iowa

### 2007 Draft Notes

For more details on all trades involving draft picks, please see trades list on following pages.

- 5, 6c, 6d and 7c were awarded as compensatory draft choices.
- Pick acquired from Seattle in exchange for WR Deion Branch.
  - Pick acquired from San Francisco along with a 2008 first-round selection in exchange for a 2007 first-round selection (28 overall).
  - Pick acquired from Arizona in exchange for T Brandon Gorin.
  - Pick Acquired from Oakland along with a 2008 third-round selection in exchange for a 2007 third-round selection (91 overall).

## 2006

Rd	Player	Pk	Pos	College
1	Laurence Maroney	21	RB	Minnesota
2	Chad Jackson	36	WR	Florida
3	David Thomas	86	TE	Texas
4a	Garrett Mills	106	FB	Tulsa

## 2006 (Cont.)

4b	Stephen Gostkowski	118	K	Memphis
5	Ryan O'Callaghan	136	T	California
6a	Jeremy Mincey	191	LB	Florida
6b	Dan Stevenson	205	G	Notre Dame
6c	Le Kevin Smith	206	DL	Nebraska
7	Willie Andrews	229	DB	Baylor

### 2006 Draft Notes

- 6b and 6c were awarded as compensatory draft choices.
- Pick acquired from Green Bay in exchange for a 2006 second-round pick (52 overall) and a 2006 third-round pick (75 overall)
  - Pick acquired from Detroit in exchange for a 2005 fifth-round pick (145 overall) and a 2005 sixth-round pick (206 overall).
  - Pick acquired from Oakland along with a 2005 seventh-round pick (230 overall) in exchange for a 2005 sixth-round pick (175 overall).

## 2005

Rd	Player	Pk	Pos	College
1	Logan Mankins	32	OL	Fresno State
3a	Ellis Hobbs	84	CB	Iowa State
3b	(To Arizona as part of trade for CB Duane Starks)			
3c	Nick Kaczur	100	T	Toledo
4	James Sanders	133	S	Fresno State
5a	(To Arizona as part of trade for CB Duane Starks)			
5b	Ryan Claridge	170	LB	Nevada-Las Vegas
7a	Matt Cassel	230	QB	Southern Cal
7b	Andy Stokes	255	TE	William Penn

### 2005 Draft Notes

- 3c, 5b and 7b were awarded as compensatory draft choices.
- Pick acquired from Baltimore along with a 2005 sixth-round choice (195 overall) and a 2006 third-round choice in exchange for a 2005 second-round choice (64 overall).
  - Pick acquired from Oakland along with a 2006 fifth-round choice (136 overall) in exchange for a 2005 sixth-round choice (175 overall)

## 2004

Rd	Player	Pk	Pos	College
1a	Vince Wilfork	21	DT	Miami (Fla.)
1b	Benjamin Watson	32	TE	Georgia
2a	(To Cincinnati in exchange for RB Corey Dillon)			
2b	Marquise Hill	63	DE	Louisiana State
3	Guss Scott	95	S	Florida
4a	Dexter Reid	113	S	North Carolina
4b	Cedric Cobbs	128	RB	Arkansas
5	P.K. Sam	164	WR	Florida State
6	(To Pittsburgh in compensation for RFA Rodney Bailey)			
7	Christian Morton	233	CB	Illinois

### 2004 Draft Notes

- Pick acquired from Baltimore along with a 2003 second-round pick (41 overall) in exchange for a 2003 first round selection (19 overall).
- Pick acquired from New Orleans along with a 2003 third-round pick (78 overall) and a 2003 seventh-round choice (239 overall) in exchange for S Tebucky Jones.

## 2003

Rd	Player	Pk	Pos	College
1	Ty Warren	13	DT	Texas A&M
2a	Eugene Wilson	36	CB	Illinois
2b	Bethel Johnson	45	WR	Texas A&M
4a	Dan Klecko	117	DT	Temple
4b	Asante Samuel	120	CB	Central Florida
5	Dan Koppen	164	C	Boston College
6	Kliff Kingsbury	201	QB	Texas Tech
7a	Spencer Nead	234	TE	BYU
7b	Tully Banta-Cain	239	LB	California
7c	Ethan Kelley	243	DT	Baylor

### 2003 Draft Notes

- Pick acquired from Chicago for the Patriots 2003 first-round pick (14 overall) and a 2003 sixth-round pick (193 overall).
- Pick acquired from the Houston Texans along with a 2003 fourth-round pick (117 overall) for a 2003 second-round pick (41 overall) and a 2003 third-round pick (75 overall).
- Pick acquired from the Carolina Panthers for a 2003 second-round pick (50 overall) and a 2003 fourth-round pick (120 overall).
- Pick acquired from the Houston Texans along with a 2003 second-round pick (36 overall) for a 2003 second-round pick (41 overall) and a 2003 third-round pick (75 overall).
- Pick acquired from Denver for a 2003 fourth-round pick (128 overall) and a 2003 fifth-round pick (157 overall).
- Pick acquired from the Tennessee Titans along with a 2003 sixth-round pick (201 overall) and a 2003 seventh-round pick (243 overall) for a 2003 fifth-round pick (154 overall) and a 2003 seventh-round pick (225 overall).
- Pick acquired from the Tennessee Titans along with a 2003 fifth-round pick (164 overall) and a 2003 seventh-round pick (243 overall) for the a 2003 fifth-round pick (154 overall) and a 2003 seventh-round pick (225 overall).

# PATRIOTS ALL-TIME DRAFT

## 2003 (Cont.)

- 7b Pick acquired from New Orleans along with a 2003 third-round pick (78 overall) and a 2004 fourth-round pick for Tebucky Jones.  
 7c Pick acquired from the Tennessee Titans with a 2003 fifth-round pick (164 overall) and a 2003 sixth-round pick (201 overall) for the Patriots 2003 fifth-round pick (154 overall) and a 2003 seventh-round pick (225 overall).

## 2002

Rd	Player	Pk	Pos	College
1	Daniel Graham	21	TE	Colorado
2	Deion Branch	65	WR	Louisville
4a	Rohan Davey	117	QB	LSU
4b	Jarvis Green	126	DE	LSU
7a	Antwoine Womack	237	RB	Virginia
7b	David Givens	253	WR	Notre Dame

### 2002 Draft Notes

- 1 Pick acquired from Washington for the Patriots first-round pick (32nd overall), third-round pick (96th) and seventh-round pick (234th) of the 2002 draft.  
 4a Pick obtained from the Denver Broncos in exchange for the Patriots 2002 fourth-round pick (131st overall) and fifth-round (144th).  
 4b Pick acquired from Green Bay for WR Terry Glenn.  
 7a Pick obtained from the Dallas Cowboys, along with 2003 fifth-round choice, in exchange for the Patriots 2002 fifth-round pick (168th overall).

## 2001

Rd	Player	Pk	Pos	College
1	Richard Seymour	6	DT	Georgia
2	Matt Light	48	OL	Purdue
3	Brock Williams	86	CB	Notre Dame
4a	Kenyatta Jones	96	OL	South Florida
4b	Jabari Holloway	119	TE	Notre Dame
5	Hakim Akbar	163	S	Washington
6a	Arther Love	180	TE	South Carolina State
6b	Leonard Myers	200	CB	Miami (Fla.)
7a	Owen Pochman	216	K	Brigham Young
7b	T.J. Turner	239	LB	Michigan State

### 2001 Draft Notes

- 5b, 6b and 7b denote compensatory picks obtained from the NFL.  
 2 Pick acquired from Detroit for a 2001 second-round (50 overall, from Pittsburgh) pick and a sixth-round (173 overall, from San Francisco) pick.  
 3 Pick acquired from Minnesota (NE trades third round selection - 69 overall to Minnesota for their third-round pick - 86 overall and fourth round selection - 119 overall).  
 4a Pick acquired from San Diego (NE trades fourth round selection - 112 overall and fifth round selection - 139 overall to San Diego for their fourth-round pick - 96th overall).  
 4b Pick from Minnesota in previously mentioned trade.  
 6a Pick-acquired from Detroit (NE trades fifth round selection-149 overall to Detroit for their sixth-round pick-180 overall and their seventh-round pick-216 overall).

## 2000

Rd	Player	Pk	Pos	College
1	Pick to N.Y. Jets	16		
2	Adrian Klemm	46	T	Hawaii
3	J.R. Redmond	76	RB	Arizona State
4	Greg Robinson-Randall	127	T	Michigan State
5a	Dave Stachelski	141	TE	Boise State
5b	Jeff Marriott	161	DT	Missouri
6a	Antwan Harris	187	CB	Virginia
6b	Tom Brady	199	QB	Michigan
6c	David Nugent	201	DT	Purdue
7a	(Pick to San Francisco from Philadelphia)			
7b	Casey Tisdale	226	LB	New Mexico
7c	Patrick Pass	239	RB	Georgia

### 2000 Draft Notes

- 1 Awarded to N.Y. Jets in compensation for Bill Belichick.  
 4, 6b, 6c and 7c denote compensatory picks obtained from the NFL.  
 5b From the St. Louis Rams for DE Mike Jones.  
 7a Pick acquired from Philadelphia for WR Dietrich Jells, then traded to San Francisco for a sixth-round pick in 2001.

## 1999 Supplemental Draft

Rd	Player	Pk	Pos	College
4	J.Juan Cherry		CB	Arizona State

## 1999

Rd	Player	Pk	Pos	College
1a	Damien Woody	17	C	Boston College
1b	Choice to Seattle	20		
1c	Andy Katzenmoyer	28	LB	Ohio State
2a	Kevin Faulk	46	RB	LSU
2b	Pick to Tennessee	52		

## 1999 (Cont.)

3a	Pick to Seattle	82		
3b	Tony George	91	DB	Florida
4a	Pick to Tennessee	117		
5	Derrick Fletcher	154	OL	Baylor
6a	Marcus Washington	180	DB	Colorado
6b	Pick to Seattle	191		
7a	Michael Bishop	227	QB	Kansas State
7b	Sean Morey	241	WR	Brown

### 1999 Draft Notes

- 1b Pick to Seattle - (NE trades picks-20th, 82nd and 191st overall for Seattle's 1999 first-round pick-17th overall)  
 FROM N.Y. JETS IN COMPENSATION FOR BILL PARCELLS  
 2b Pick to Tennessee - (NE trades picks-52nd and 117th overall for Tennessee's 1999 second-round pick-46th overall)  
 3b From Minnesota Vikings in a trade for CB Jimmy Hitchcock  
 6a From Baltimore Ravens in a trade for TE Lovett Purnell  
 7b From the NFL as compensation for losing free agent FBs Keith Byars and Sam Gash

## 1998

Rd	Player	Pk	Pos	College
1a	Robert Edwards	18	RB	Georgia
1b	Tebucky Jones	22	DB	Syracuse
2a	Tony Simmons	52	WR	Wisconsin
2b	Rod Rutledge	54	TE	Alabama
3a	Chris Floyd	81	FB	Michigan
3b	Greg Spires	83	DE	Florida State
4	Leonta Rheaums	115	DT	Houston
5	Ron Merkerson	145	LB	Colorado
6	Harold Shaw	176	RB	Southern Mississippi
7	Jason Andersen	211	OL	Brigham Young

### 1998 Draft Notes

- 1a From N.Y. Jets in compensation for Curtis Martin  
 2a From N.Y. Jets in compensation for Bill Parcells  
 3a From N.Y. Jets in compensation for Curtis Martin

## 1997

Rd	Player	Pk	Pos	College
1	Chris Canty	29	DB	Kansas State
2	Brandon Mitchell	59	DT	Texas A&M
3a	Sedrick Shaw	61	RB	Iowa
3b	Chris Carter	89	DB	Texas
4a	Damon Denson	97	OL	Michigan
4b	Ed Ellis	125	OL	Buffalo
5	Vernon Crawford	159	LB	Florida State
6	Tony Gaiter	192	WR	Miami (Fla.)
7	Scott Rehberg	230	OL	Central Michigan

### 1997 Draft Notes

- 3a From N.Y. Jets in compensation for Bill Parcells  
 4a From N.Y. Jets in compensation for Bill Parcells

## 1996

Rd	Player	Pk	Pos	College
1	Terry Glenn	7	WR	Ohio State
2a	Lawyer Milloy	36	DB	Washington
2b	Pick to Oakland			
3a	Pick to Kansas City			
3b	Pick to Detroit			
3c	Tedy Bruschi	86	LB	Arizona
4a	Heath Irwin	101	G	Colorado
4b	Chris Sullivan	119	DE	Boston College
4c	Kantroy Barber	124	FB	West Virginia
5a	John Elmore	139	G	Texas
5b	Christian Peter	149	DT	Nebraska
6a	Chris Griffin	173	TE	New Mexico
6b	Mario Griener	195	RB	Tenn.-Chattanooga
6c	Devin Wyman	206	DT	Kentucky State
7a	Lovett Purnell	216	TE	West Virginia
7b	J.R. Conrad	247	G	Oklahoma

### 1996 Draft Notes

- 6c and 7b were awarded as compensatory draft choices.  
 2b Pick to Oakland - (NE trades pick-57th overall for Oakland's 1996 third round selection-76th overall, 1996 fourth-round selection-124th overall and fifth-round pick-149th overall)  
 3a Pick to Kansas City - (NE trades pick for Kansas City's 1995 fourth-round pick, 112 overall--Dave Wohlabaugh)  
 3b Pick to Detroit - (NE trades pick-76th overall to Detroit for their third round selection-86th overall, fourth-119th overall and sixth round-195th overall selections)  
 4c From S.F. through Oakland

# PATRIOTS ALL-TIME DRAFT

## 1995

Rd	Player	Pk	Pos	College
1	Ty Law	23	CB	Michigan
2	Ted Johnson	57	LB	Colorado
3a	Curtis Martin	74	RB	Pittsburgh
3b	Jimmy Hitchcock	88	CB	North Carolina
4a	David Wohlabaugh	112	C	Syracuse
4b	(Pick to Pittsburgh)			
5	(Pick to Houston)			
6	Dino Philyaw	195	RB	Oregon
7	Carlos Yancy	234	CB	Georgia

### 1995 Draft Notes

- 3a From Eagles in compensation for FB Kevin Turner
- 4a From Kansas City for Patriots 1996 third-round pick
- 4b Pick traded to Pittsburgh for RB Leroy Thompson
- 5 Awarded to Houston in compensation for restricted free agent DE Tim Roberts
- 7 From Cleveland in exchange for the 231st selection

## 1994

Rd	Player	Pk	Pos	College
1	Willie McGinest	4	LB	Southern Cal
2	Kevin Lee	35	WR	Alabama
3a	(Pick to San Diego)			
3b	Ervin Collier	78	NT	Florida A&M
3c	Joe Burch	90	C	Texas Southern
4a	(Pick to Arizona)			
4b	John Burke	121	TE	Virginia Tech
5a	(Pick to San Diego)			
5b	Pat O'Neill	135	P	Syracuse
6a	Steve Hawkins	166	WR	Western Michigan
6b	Max Lane	168	OT	Navy
7a	Jay Walker	198	QB	Howard
7b	Marty Moore	222	LB	Kentucky

### 1994 Draft Notes

- 3a Traded to San Diego along with a fifth-round pick (137th overall) for the Chargers' third-round choice (78th overall) and RB Marion Butts
- 3b From San Diego in previously mentioned trade
- 3c From Miami, along with a 1993 draft pick, Todd Rucci, in exchange for WR Irving Fryar
- 4a Traded to Arizona for its fourth-round pick from Miami, 121 overall, and its fifth-round pick from the LA Rams, 135 overall
- 6b From Seattle in a trade for Jon Vaughn
- 7b From Dallas in exchange for QB Hugh Millen

## 1993

Rd	Player	Pk	Pos	College
1	Drew Bledsoe	1	QB	Washington St.
2a	Chris Slade	31	LB	Virginia
2b	Todd Rucci	51	OL	Penn State
2c	Vincent Brisby	56	WR	NE Louisiana
4a	Kevin Johnson	86	NT	Texas Southern
4b	Corwin Brown	110	DB	Michigan
5a	Scott Sisson	113	K	Georgia Tech
5b	Richard Griffith	138	TE	Arizona
6	Lawrence Hatch	142	DB	Florida
8	Troy Brown	198	WR/KR	Marshall

### 1993 Draft Notes

- 2b From Miami, along with a 1994 draft pick, in exchange for WR Irving Fryar
- 2c As a result of the L.A. Raiders passing on their selection in the second round, the Patriots' first selection of the third round reverted to being the 27th pick in the second round
- 4b From Green Bay in exchange for RB John Stephens. The Patriots then traded that pick, 15th in round and 99th overall, to San Diego in exchange for the Chargers' 1993 fourth round, 110th pick and a 1993 fifth round, 138th pick

## 1992

Rd	Player	Pk	Pos	College
1	Eugene Chung	13	OL	Virginia Tech
2	Rod Smith	35	DB	Notre Dame
3	Todd Collins	64	LB	Carson-Newman
3b	Kevin Turner	71	RB	Alabama
4a	Dion Lambert	90	CB	UCLA
4b	Darren Anderson	93	CB	Toledo
5	Dwayne Sabb	116	LB	New Hampshire
6	Tracy Boyd	165	OG	Elizabeth City St.
7a	Wayne Hawkins	176	WR	Southwest St.
7b	Jim Gray	194	DT	West Virginia
8a	Scott Lockwood	204	RB	Southern Cal.
8b	Sam Gash	205	RB	Penn State
9	David Dixon	232	DT	Arizona State
10a	Turner Baur	261	TE	Stanford
10b	Steve Gordon	277	OG	California
11	Mike Petko	288	LB	Nebraska

## 1992 (Cont.)

- 12 Freeman Baysinger 333 WR Humboldt State

### 1992 Draft Notes

- 1 From Dallas, along with a third-round pick in 1992, in exchange for Patriots' first round, 19th pick from Atlanta, second round, 37th pick and fourth round, 104th pick from Atlanta
- 2 Acquired from Phoenix in exchange for Patriots' second round, 46th pick and fourth round, 100th pick in 1991
- 3b Acquired from Dallas through Minnesota, along with first-round pick in 1992, in exchange for a first round, 19th pick from Atlanta, second round, 37th pick and fourth round, 104th pick from Atlanta in 1992
- 4a Acquired from San Diego in a 1991 draft day trade in exchange for a fifth round, 127th pick from Pittsburgh in 1991
- 5 Acquired from Tampa Bay in a trade for Jesse Solomon
- 6 Acquired from Detroit, along with seventh-round pick in 1992, a 10th round pick in 1992 and a 12th round pick in 1992, in exchange for Patriots' sixth round, 145th pick from Phoenix, in 1992
- 8a Acquired from Cleveland in exchange for OG Fred Childress

## 1991

Rd	Player	Pk	Pos	College
1a	Pat Harlow	11	T	Southern California
1b	Leonard Russell	14	RB	Arizona State
2	Jerome Henderson	41	CB	Clemson
3	Calvin Stephens	56	G	South Carolina
4	Scott Zolak	84	QB	Maryland
5a	Jon Vaughn	112	RB	Michigan
5b	Ben Coates	124	TE	Livingstone College
6	David Key	140	CB	Michigan
7	Blake Miller	168	C	Louisiana State
8	Harry Colon	196	SS	Missouri
9	O'Neil Glenn	224	G	Maryland
10	Randy Bethel	251	TE	Miami (Fla.)
11a	Vincent Moore	279	WR	Tennessee
11b	Paul Alsbury	303	P	SW Texas State
12	Timothy Edwards	307	DT	Delta State

### 1991 Draft Notes

- 1a Patriots traded their first round selection, 1st pick, for Cowboys' first round selection, 11th pick, and Dallas' second round selection, 41st pick
- 1b Pick from Dallas in exchange for Patriots' 1st round, 17th pick acquired from Houston, and Patriots' 1991 4th round, 110th pick, acquired from Buffalo in 1990
- 2 Pick from Dallas in previously mentioned trade
- 5b Pick from L.A. Raiders through Dallas, along with a fourth-round pick in 1992, in exchange for Patriots' 1991 4th round selection, 100th pick, acquired from Pittsburgh
- 11b Pick from San Diego through the L.A. Raiders, along with a 4th round selection in 1992, in exchange for Patriots' 1991 5th round selection, 127th pick, acquired from Pittsburgh

## 1990

Rd	Player	Pk	Pos	College
1a	Chris Singleton	8	LB	Arizona
1b	Ray Agnew	10	DE	North Carolina State
2	(Pick to Seattle)			
3a	Tom Hodson	59	QB	Louisiana State
3b	Greg McMurry	80	WR	Michigan
5a	Junior Robinson	110	DB	East Carolina
5b	Jon Melander	113	OT	Minnesota
5c	James Gray	120	RB	Texas Tech
6	(Pick to Dallas)			
7	(Pick to Buffalo)			
8	(Pick to Dallas)			
9	Shawn Bouwens	226	OG	Nebraska - Wesleyan
10	Anthony Landry	253	RB	Stephen F. Austin
11	Sean Smith	280	DE	Georgia Tech
12a	Ventson Donelson	309	DB	Michigan St.
12b	Blaine Rose	322	OG	Maryland

### 1990 Draft Notes

- 1a Patriots traded their 1st round, third overall, and 2nd round, 29th overall pick for Seahawks' two 1st round selections, 8th and 10th picks and Seattle's third-round pick
- 3b Acquired from Dallas along with Cowboys' seventh-round pick, later traded to Buffalo and the Cowboys' 5th round, 120th pick, in exchange for Patriots' 3rd round selection, originally Seattle's, NE's 6th round, 143rd pick, and 8th round, 197th pick
- 5a Pick from Washington, along with Redskins' 2nd pick in the 5th round, which was later traded to Denver, in exchange for Patriots' 4th round, 86th pick
- 12b Pick from Buffalo, along with a fourth-round pick in 1991, in exchange for Patriots' two seventh-round picks in 1990, one of which came from Dallas

# PATRIOTS ALL-TIME DRAFT

1989			
Rd	Player	Pk	Pos College
1	Hart Lee Dykes	16	WR Oklahoma State
2	Eric Coleman	43	DB Wyoming
3	Mary Cook	63	TE Iowa
3b	Chris Gannon	73	DE S.W. Louisiana
4a	Maurice Hurst	96	DB Southern
4b	Michael Timpson	100	WR Penn State
5	(Pick to Green Bay)		
6	(Pick to LA Raiders)		
7a	Eric Lindstrom	178	LB Boston College
7b	Pick to San Diego		
8a	Rodney Rice	210	DB Brigham Young
8b	Tony Zackery	223	DB Washington
9a	Darron Norris	240	RB Texas
9b	Curtis Wilson	247	OC Missouri
10	Emanuel McNeil	267	NT Tenn.-Martin
11	Tony Hinz	294	FB Harvard
12	Aaron Chubb	324	LB Georgia

## 1989 Draft Notes

- 3a Pick from Tampa Bay for Stephen Starring trade of 1988
- 4a From Washington in exchange for the Patriots' fifth-round pick of 1988
- 5 127th pick, sent to Green Bay through Cleveland as part of 1988 trade for Mike Baab
- 6 Patriots traded their 6th round, 157th pick, for Raiders' sixth-round pick, 166, and NE gains Raiders' 8th round, 224th pick from Raiders as part of Brian Holloway trade of 1987
- 7a Sent to San Diego for Thomas Benson trade of 1988
- 7b From Raiders as part of draft-day trade exchanging sixth-round picks; originally San Francisco's pick
- 8b From Minnesota for Patriots' 11th-round pick of 1988

1988			
Rd	Player	Pk	Pos College
1	John Stephens	17	RB Northwestern (La.) St.
2	Vincent Brown	43	LB Miss. Valley St.
3	Tom Rehder	69	T Notre Dame
4a	Tim Goad	87	NT North Carolina
4b	Sammy Martin	97	WR/KR LSU
4c	Teddy Garcia	100	K Northeast Louisiana
5	Troy Wolkow	115	G Minnesota
6	Steve Johnson	154	TE Virginia Tech
7	Darryl Usher	181	WR/KR Illinois
8	Pick to Chicago		
9	Neil Galbraith	240	CB Central (Ok.) St.
10	Rodney Lossow	267	C Wisconsin
11	Marvin Allen	294	RB Tulane
11b	Pick to Minnesota		
12	Dave Nugent	321	NT Boston College

## 1988 Draft Notes

- 4a From Tampa Bay in exchange for NE's 1987 fifth-round pick
- 4b From Minnesota in 1987 trade for QB Rich Gannon
- 8 Patriots selection 236th to Chicago as part of QB Doug Flutie trade
- 10 From L.A. Raiders as part of 1987 trade for OT Brian Holloway
- 11b Patriots selection 296th traded to Minnesota in exchange for Vikings' ninth-round choice in 1989

1987			
Rd	Player	Pk	Pos College
1	Bruce Armstrong	23	OT Louisville
2	(Pick to Tampa Bay)		
3a	Bob Perryman	79	RB Michigan
3b	(Pick to LA Raiders)		
4a	Rich Gannon	98	QB-RB Delaware
4b	Derrick Beasley	102	DB Winston-Salem
4c	Tim Jordan	107	LB Wisconsin
5a	Danny Villa	113	OT Arizona State
5b	Tom Gibson	116	DE Northern Arizona
6	Gene Taylor	163	WR Fresno State
7	(Pick to Tampa Bay)		
8	(Pick to Kansas City)		
9	(Pick to Tampa Bay)		
10	(Pick to LA Raiders)		
11	Carlos Revezit	302	K Tennessee
12	Elgin Davis	330	RB Central Florida

## 1987 Draft Notes

- 2 Patriots' selection 51 overall traded to Tampa Bay as part of OT-OG Sean Farrell trade which also included 7th and 9th round picks in the 1987 draft
- 3b Patriots trade 81st overall selection and 10th round pick, 275 overall, to LA Raiders for Raiders' two fourth-round picks, 98 and 102 overall; 81st overall pick originally from Washington for WR Ricky Sanders trade
- 5a Pick from San Diego for DB Venice Glenn trade
- 5b Pick from Tampa Bay for Patriots' sixth-round pick in 1986
- 7 Patriots' selection 191 overall traded to Tampa Bay as part of Sean Farrell trade

1987 (Cont.)			
8	Patriots' selection 219 overall traded to KC for TE Willie Scott		
9	Patriots' selection 247 overall traded to Tampa Bay as part of OT Sean Farrell trade		
10	Patriots' selection, 275 overall, and third-round pick, 81 overall, traded to LA Raiders for two fourth-round picks, 98 and 102 overall		

1986			
Rd	Player	Pk	Pos College
1	Reggie Dupard	26	RB Southern Methodist
2a	Mike Ruth	42	NT Boston College
2b	Vence Glenn	54	DB Indiana State
3	Patriots' selection 81		overall forfeited
4	Scott Gieselman	109	TE Boston College
5	Greg Robinson	137	OL Sacramento St.
6	(Pick to Tampa Bay)		
7a	Ray McDonald	187	WR Florida
7b	Brent Williams	192	DE Toledo
8	Greg Baty	220	TE Stanford
9	George Colton	248	OG Maryland
10	Clelis Jones	276	RB Florida State
11	Clete Thomas	308	WR U of Pacific
12	Don McAulay	332	K Syracuse

## 1986 Draft Notes

- 2a Pick from Seattle as part of Bob Cryder trade of 1984
- 6 Patriots' selection 164 overall traded to Tampa Bay for Buccaneers' fifth-round pick in 1987
- 7a Pick from San Francisco as part of Matt Cavanaugh trade of 1983)

1985			
Rd	Player	Pk	Pos College
1a	Pick to San Francisco		
1b	Trevor Matich	28	OC BYU
2a	Garin Veris	48	DE Stanford
2b	Jim Bowman	52	DB Central Michigan
2c	Ben Thomas	56	DE Auburn
3a	Pick to San Francisco		
3b	Andrew McMillian	84	DB Houston
4a	Tom Toth	102	OT Western Michigan
4b	Gerard Phelan	108	WR Boston College
5	(Pick to Cincinnati)		
6	(Pick to Philadelphia)		
7a	(Pick to LA Raiders)		
7b	(Pick to LA Raiders)		
8a	(Pick to Atlanta)		
8b	Miford Hodge	224	DE Washington St.
9	(Pick to Pittsburgh)		
10	(Pick to Denver)		
11	Paul Lewis	295	RB Boston University
12	Tony Mumford	328	RB Penn State

## 1985 Draft Notes

- 1a Patriots trade their 1st round choice, 16th overall, along with their third-round choice, 75th overall, to San Francisco for their first, 28th overall, second 56th overall, and third round, 84th overall, picks
- 2b Pick from LA Raiders part of Mike Haynes deal of 1983
- 4b Pick from LA Raiders part of Shelby Jordan deal of 1983
- 5 Pick to Cincinnati as part of WR Irving Fryar tradeup deal of 1984
- 6 Pick to Philadelphia as part of K Tony Franklin deal of 1984
- 7a Pick to LA Raiders as part of the Mike Haynes deal of 1983
- 8a Pick to Atlanta for DB Rod McSwain
- 8b Pick from San Francisco part of Matt Cavanaugh deal of 1983
- 9 Pick to Pittsburgh for WR Greg Hawthorne (1984)
- 10 Pick to Denver for P Luke Prestridge (1984)

1984			
Rd	Player	Pk	Pos College
1	Irving Fryar	1	WR Nebraska
2	Ed Williams	43	LB Texas
3	Jonathan Williams	70	RB Penn State
5	Paul Fairchild	124	OG Kansas
6	Ernest Gibson	151	DB Furman
7a	Bruce Kallmeyer	184	K Kansas
7b	Derwin Williams	192	WR New Mexico
8	James Keyton	211	OT Arizona State
9a	Scott Bolzan	238	OT Northern Illinois
9b	David Windham	251	LB Jackson State
11	Charlie Flager	292	OG Washington St.
12	Harper Howell	319	TE UCLA

## SUPPLEMENTAL DRAFT:

- 1 Ricky Sanders 16 WR SW Texas St.
- 2 Eric Jordan 43 RB Purdue
- 3 Walter Lewis 70 QB Alabama

## 1984 Draft Notes

- 7b Pick from San Fran. for CB Ricky Smith
- 9b Pick from Washington for DE Tony McGee



# PATRIOTS ALL-TIME DRAFT

## 1983

Rd	Player	Pk	Pos	College
1	Tony Eason	15	QB	Illinois
2	Darryal Wilson	47	WR	Tennessee
3a	Stephan Starring	74	WR	McNeesee St.
3b	Steve Moore	80	OL	Tennessee St.
4	Johnny Rembert	101	LB	Clemson
5a	Samiley Creswell	118	DE	Michigan St.
5b	Darryl Lewis	128	TE	Texas-Arlington
6	Mike Bass	155	K	Illinois
7	Craig James	187	RB	SMU
Washington-USFL				
8	Ronnie Lippett	214	DB	Miami (FL)
9a	Ricky Williams	233	RB	Langston
9b	Mark Keel	240	TE	Arizona
Arizona-USFL				
10a	James Williams	264	TE	Wyoming
10b	Toby Williams	265	DE	Nebraska
10c	Tom Ramsey	267	QB	UCLA
Los Angeles-USFL				
11a	Steve Parker	292	WR	Abilene Christian
11b	Calvin Eason	294	DB	Houston
12a	Waddell Kelly	319	RB	Arkansas St.
12b	Andy Ekern	326	OT	Missouri

### 1983 Draft Notes

- 3b Pick from S.D. in Tim Fox trade
- 5a Pick from Chicago in LB Rod Shoate trade
- 9a Pick from New Orleans
- 10a Pick from NY Giants in LB Bill Matthews trade
- 10b Pick from New Orleans
- 11a Pick from New Orleans
- 12a Pick from New Orleans

## 1982

Rd	Player	Pk	Pos	College
1a	Ken Sims	1	DE	Texas
1b	Lester Williams	27	DT	Miami (FL)
2a	Robert Weathers	40	RB	Arizona St.
2b	Andre Tippett	41	LB	Iowa
2c	Darryl Haley	55	OT	Utah
3a	Cedric Jones	56	WR/KR	Duke
3b	Clayton Weishuhn	60	LB	Angelo St.
4a	George Crump	85	DE	East Carolina
4b	Brian Ingram	111	LB	Tennessee
5	Fred Marion	112	DB	Miami (FL)
6	Ricky Smith	141	DB	Alabama State
7	Jeff Roberts	168	LB	Tulane
8	Ken Collins	197	LB	Washington St.
9	Kelvin Murdock	224	WR	Troy State
10	Brian Clark	253	K	Florida
11a	(Used to select WR Chy Davidson of Rhode Island in 1981 supplemental draft.)			
11b	Steve Sandon	296	QB	Northern Iowa
12	Greg Taylor	308	WR/KR	Virginia

### 1982 Draft Notes

- 1a Pick from San Francisco in TE Russ Francis deal
- 2a Pick from San Diego in FS Tim Fox deal
- 2b Pick from San Francisco in TE Russ Francis deal
- 2c Pick from San Francisco in TE Russ Francis deal
- 3b Pick from Seattle for RB Horace Ivory
- 4b Pick from San Francisco in TE Russ Francis deal
- 11b Pick from NY Giants for DB Bill Currier

## 1981

Rd	Player	Pk	Pos	College
1	Brian Holloway	19	OT	Stanford
2	Tony Collins	47	RB/KR	East Carolina
3	(Pick to Minnesota)			
4	Don Blackmon	102	LB	Tulsa.
5	Steve Clark	130	DE	Kansas State
6	Ron Wooten	157	OG	North Carolina
7	Ken Toler	185	WR	Mississippi
8a	Ken Naber	194	P	Stanford
8b	Lin Dawson	212	TE	North Carolina St.
(Pick to Detroit)				
(Pick to Cleveland)				
11	Brian Buckley	295	QB	Harvard
12	Cris Crissy	323	DB/KR	Princeton

### 1981 Draft Notes

- 3 Pick to Minnesota for RB Chuck Foreman
- 8a Pick from N.O. for OG Sam Adams
- 9 Pick to Detroit for LB Ed O'Neill
- 10 Pick to Cleveland for DE Ernest Pirce

## 1980

Rd	Player	Pk	Pos	College
1a	Roland James	14	DB	Tennessee.
1b	Vagas Ferguson	25	RB	Notre Dame
2	Larry McGrew	45	LB	USC
3	Steve McMichael	73	DT	Texas
4	(Pick to Los Angeles)			
5	Doug McDougald	124	DE	VPI
6a (Pick to Cleveland)				
6b	Preston Brown	160	WR/KR	Vanderbilt
7	Tom Kearns	180	OG	Kentucky
8	Mike House	208	TE	Pacific
9	Barry Burget	235	LB	Oklahoma
10	Tom Daniel	266	OC	Georgia Tech
11	Mike Hubach	293	P	Kansas
12	Jimmy Jordan	320	QB	Florida State

### 1980 Draft Notes

- 1b Pick from Houston in OT Leon Gray deal
- 4 Pick to Los Angeles in WR Harold Jackson deal
- 6a Pick to Cleveland for DE Mike St. Clair
- 6b From Houston in OT Leon Gray deal

## 1979

Rd	Player	Pk	Pos	College
1	Rick Sanford	25	DB	South Carolina
2	Bob Golic	52	LB	Notre Dame
3	(Pick to Los Angeles)			
4	Eddie Hare	106	P	Tulsa
5	John Zamberlin	135	LB	Pacific Lutheran
6	(Pick to Pittsburgh)			
7a	Judson Flint	177	DB	Memphis State
7b (Pick forfeited)				
8	Randy Love	216	RB	Houston
9	John Spagnola	245	TE	Yale
10a	Martin Cox	270	WR	Vanderbilt
10b	Allan Clark	271	RB	Northern Arizona
11 (Pick to Washington)				
12 (Pick to Detroit)				

### 1979 Draft Notes

- 3 Pick to Los Angeles in WR Harold Jackson deal
- 6 Pick to Pittsburgh for DE Dave Pureifory
- 7a Pick from Washington
- 10a Pick from Denver for OT Tom Neville
- 12 Pick to Detroit for OT Bob McKay

## 1978

Rd	Player	Pk	Pos	College
1	Bob Cryder	18	G	Alabama
2	Matt Cavanaugh	50	QB	Pittsburgh
3	Carlos Pennywell	77	WR	Grambling
4	Dwight Wheeler	102	T	Tennessee St.
5	Bill Matthews	129	LB	South Dakota St.
6	Kern Coleman	156	LB	Mississippi
7	Mike Hawkins	188	LB	Texas A&I
8a	Terry Falcon	198	G	Montana
8b	Mosi Tatupu	215	RB	Southern Calif.
9	Tim Petersen	242	LB	Arizona State
10	Bryan Ferguson	269	DB	Miami
11	Charlie Williams	296	LB	Florida
12	John Gibney	328	C	Colgate

### 1978 Draft Notes

- 8a Pick from Buffalo through Philadelphia for DB John Sanders

## 1977

Rd	Player	Pk	Pos	College
1a	Raymond Clayborn	16	DB	Texas
1b	Stanley Morgan	25	WR	Tennessee
2a	Horace Ivory	44	RB	Oklahoma
2b	Don Hasselbeck	52	TE	Colorado
3	Sidney Brown	82	DB	Oklahoma
4	Gerald Skinner	109	T	Arkansas
5	(Pick to St. Louis)			
6	(Pick to Houston)			
7	Ken Smith	192	WR	Arkansas-Pine Bluff
8	Brad Benson	219	G	Penn State
9	Jerry Vogele	249	LB	Michigan
10a	John Rasmussen	276	T	Wisconsin
10b	Giles Alexander	279	DE	Tulsa
11	Ray Costick	303	LB	Mississippi State
12	Dave Preston	333	RB	Bowling Green

### 1977 Draft Notes

- 1a Pick from San Francisco for QB Jim Plunkett
- 2a Pick from San Francisco for QB Jim Punkett
- 10b Pick from Oakland for RB Leon McQuay



# PATRIOTS ALL-TIME DRAFT

## 1976

Rd	Player	Pk	Pos	College
1a	Mike Haynes	5	DB	Arizona State
1b	Pete Brock	12	C	Colorado
1c	Tim Fox	21	DB	Ohio State
2	Ike Forte	35	RB	Kansas
3	(Pick to Chicago)			
4	(Pick to Cleveland thru Philadelphia)			
5	(Pick to San Diego)			
6a	(Pick to New York Giants)			
6b	Greg Boyd	170	DE	San Diego State
7a	(Pick to Cincinnati)			
7b	Perry Brooks	202	DT	Southern
8a	(Pick to Philadelphia)			
8b	Stu Betts	235	RB	Northern Michigan
9	Doug Beaudoin	243	DB	Minnesota
10	Ricky Feacher	270	WR	Miss. Valley
11	Donnie Thomas	298	LB	Indiana
12	Nathaniel Bell	325	DT	Tulane
13	James Jones	352	DB	Central Michigan
14	David Quehl	382	WR	Holy Cross
15	Bernard Coleman	409	WR	Bethune-Cookman
16	Clifford Brown	436	DT	Tuskegee
17	Todd Anderson	466	C	Stanford

### 1976 Draft Notes

- Pick from San Francisco for QB Jim Plunkett
- Pick from Houston through San Francisco for QB Jim Plunkett
- Pick to Chicago for DE Tony McGee
- Pick to Cleveland thru Philadelphia for LB Steve Zabel
- Pick to San Diego for CB Bob Howard
- Pick to NY Giants for RB Leon McQuay
- Pick from Detroit for C Jon Morris
- Pick to Cincinnati for RB Doug Dressler
- Pick from Houston for TE Bob Adams
- Pick to Philadelphia for LB Steve Zabel
- Pick from Minnesota for C Doug Cumber

## 1975

Rd	Player	Pk	Pos	College
1	Russ Francis	16	LB	Oregon
2	Rod Shoate	41	LB	Oklahoma
3	Pete Cusick	66	DT	Ohio State
4a	Allen Carter	86	RB	So. California
4b	Steve Burks	91	WR	Arkansas State
5a	Steve Grogan	116	QB	Kansas State
5b	Steve Freeman	117	DB	Mississippi St.
6	(Pick to Detroit)			
7	Lawrence Williams	172	WR	Texas Tech
8	(Pick to Chicago)			
9	(Pick to Pittsburgh)			
10	(Pick to Pittsburgh)			
11	Rene Garnett	272	DB	Idaho State
12a	Matt Kendon	297	DT	Idaho State
12b	Conredge Holloway	306	QB	Tennessee
13	Jon Harvey	328	DE	Northern Michigan
14	Tom Gossom	353	WR	Auburn
15	Don Clayton	378	RB	Murray State
16	Kerry Marbury	403	RB	West Virginia
17	Myke Horton	428	T	UCLA

### 1975 Draft Notes

- From San Diego through Cleveland
- Pick from Philadelphia for RB John Tarver
- Pick to Detroit for RB Leon Crosswhite
- Pick to Chicago for DE Tony McGee
- Pick to Pittsburgh for DE Craig Hanneman
- Pick to Pittsburgh for LB George Webster
- Pick from Washington

## 1974

Rd	Player	Pk	Pos	College
1	(Pick to San Francisco)			
2a	Steve Corbett	30	G	Boston College
2b	Steve Nelson	34	LB	North Dakota St.
3	(Pick to Chicago through Washington)			
4	(Pick to Cincinnati)			
5a	Andy Johnson	113	RB	Georgia
5b	Charlie Battle	124	LB-DE	Grambling
6a	(Pick to Baltimore)			
6b	Chuck Ramsey	141	P	Wake Forest
7	Maury Damkroger	178	LB	Nebraska
8	(Pick to Chicago)			
9	Ed McCartney	209	TE	NE Oklahoma
10	(Pick to Pittsburgh)			
11	Archie Gibson	268	RB	Utah State
12	Eddie Foster	286	T	Oklahoma
13	Phil Bennett	321	RB	Boston College
14	Cecil Bowens	346	RB	Kentucky
15	Sam Hunt	374	LB	Stephen F. Austin
16	Lucious Selmon	399	DT	Oklahoma
17	Gary Hudson	424	DB	Boston College

### 1974 Draft Notes

- Pick to San Francisco for TE Bob Windsor
- Pick from Chicago
- Pick to Chicago through Washington for DE Donnel Smith and Washington's 1974 seventh-round choice
- Pick to Cincinnati for LB Bill Peterson

## 1974 (Cont.)

- Pick from Washington through New Orleans
- Pick to Baltimore for DB Jack Mildren
- Pick from Philadelphia for DE Dennis Wirgowski
- Pick from Washington along with LB Brad Dusek for LB Brad Dusek and the Patriots 1974 third-round choice
- Pick from Houston for LB Steve Kiner

## 1973

Rd	Player	Pk	Pos	College
1a	John Hannah	4	LB	Alabama
1b	Sam Cunningham	11	RB	Southern Cal
1c	Darryl Stingley	19	WR	Purdue
2	(Pick to Cleveland thru N.Y. Giants)			
3a	Brad Dusek	56	DB	Texas A&M
3b	Charles Davis	73	RB	Alcorn A&M
4	Allen Gallaher	82	T	So. California
5	Doug Dumler	193	C	Nebraska
6	(Pick to New Orleans)			
7	(Pick to Miami)			
8	Isaac Brown	186	RB	W. Kentucky
9	David Callaway	212	T	Texas A&M
10	Dan Ruster	238	DB	Oklahoma
11	Homer May	264	TE	Texas A&M
12	Bruce Barns	290	P	UCLA
13	Alan Lowry	316	DB	Texas
14	Raymond Hamilton	342	LB	Oklahoma
15	Conde Pugh	368	DB	Norfolk State
16	Mike Kutter	394	DE	Concordia
17	Eddie McAshan	420	QB-DB	Georgia Tech

### 1973 Draft Notes

- Pick from Los Angeles for DE Fred Dryer
- Pick from Chicago for RB Carl Garrett
- Pick from Dallas for WR Ron Sellers
- Pick to New Orleans for LB Jim Flanigan
- Pick to Miami for T Wayne Mass

## 1972

Rd	Player	Pk	Pos	College
1a	(Pick to Minnesota as compensation for Joe Kapp)			
1b	(Pick to N.Y. Giants)			
2a	(Pick to Dallas)			
2b	Tom Reynolds	49	WR	San Diego State
3a	(Pick to Dallas)			
3b	Jim White	73	DE	Colorado State U.
4	(Pick to Dallas)			
5a	(Pick to Baltimore)			
5b	Ron Bolton	124	DB	Norfolk State
6	(Pick to Atlanta thru N.Y. Giants)			
7a	Clark Hoss	165	TE	Oregon State
7b	John Tarver	166	RB	Colorado
8	Steve Beyrle	195	G	Kansas State
9	Mike Kelson	220	T	Arkansas
10	Mel Caraway	245	DB	N.E. Oklahoma
11	Rodney Cason	269	T	Angelo State
12	Steve Booras	296	DE	Mesa J.C.
13	Sam Elmore	325	DB	E. Michigan
14	Ed Rideout	350	WR	Boston College
15	Joel Kilmek	375	TE	Pittsburgh
16	Eric Dahl	400	DB	San Jose State
17	Junior Ah You	425	LB	Arizona State

### 1972 Draft Notes

- Pick from Los Angeles for Phil Olsen sent to N.Y. Giants in trade for Fred Dryer
- Pick to Dallas for DE Halvor Hagen and WR Harold Jackson
- Pick from Kansas City for G Mo Moorman
- Pick to Dallas for DE Halvor Hagen and WR Harold Jackson
- Pick from Washington through L.A. Rams
- Pick to Dallas for LB Steve Kiner
- Pick from Oakland C Warren Koegel
- Pick to Atlanta through Giants for WR Reggie Rucker
- Pick from San Diego for RB Eddie Ray

## 1971

Rd	Player	Pk	Pos	College
1	Jim Plunkett	1	QB	Stanford
2	Julius Adams	27	DT	Texas Southern
3	(Pick to Buffalo through Oakland)			
4	(Pick to Denver)			
5	Tim Kelly	105	LB	Notre Dame
6	David Hardt	131	TE	Kentucky
7	(Pick to Oakland)			
8	(Pick to Buffalo)			
9	Josh Ashton	209	RB	Tulsa
10	Layne McDowell	285	TE	Iowa
11	Dan Schneis	287	TE	Nebraska
12	John Rodman	287	T	Northwestern
13	Lewis Swain	313	DB	Alabama A&M
14	Alfred Sykes	339	WR	Florida A&M
15	Nick McGarry	365	TE	Massachusetts
16	Jim Zikmund	391	DB	Kearney State
17	Ronald Leigh	417	DE	Elizabeth City St.

### 1971 Draft Notes

- Pick to Buffalo through Oakland for DE Ike Lassiter
- Pick to Denver
- Pick to Oakland for DE Ike Lassiter
- Pick to Buffalo

HISTORY

# PATRIOTS ALL-TIME DRAFT

## 1970

Rd	Player	Pk	Pos	College
1	Phil Olsen	4	DT	Utah State
2	Pick to Houston			
3	Mike Ballou	56	LB	UCLA
4	Eddie Ray	83	DB	LSU
5	Bob Olson	107	LB	Notre Dame
6	Pick to Buffalo			
7	Odell Lawson	160	RB	Langston, Okla
8	(Pick to New York Jets)			
9	Dennis Wirgowski	212	DE	Purdue
10	Henry Brown	239	K-WR	Missouri
11	Dennis Bramlett	261	T	Texas-El Paso
12	Greg Roero	291	DT	N. Mex. Highlands
13	Ronnie Shelley	316	DB	Troy State
14	Garvie Crawford	348	RB/TE	Michigan
15	Kent Schoolfield	368	WR	Florida A&M
16	Otis McDaniel	395	DE	Tuskegee
17	Joe Killingsworth	420	WR	Oklahoma
<b>1970 Draft Notes</b>				
2	Pick to Houston for RB Sid Blanks, CB Larry Carwell, LB Ron Caveness and WR Charlie Frazier			
5	Pick from Miami for LB Nick Buoniconti			
6	Pick to Buffalo for S Tom Janik			
8	Pick to N.Y. Jets			

## 1969

Rd	Player	Pk	Pos	College
1	Ron Sellers	6	SE	Florida State
2	Mike Montler	32	G	Colorado
3	Carl Garrett	58	RB	N.M. Highlands
4	(Pick to Denver through Kansas City)			
5	Onree Jackson	110	QB	Alabama A&M
6	(Pick to Oakland)			
7	Rick Hackley	162	T	New Mexico State
8	Bob Gladieux	188	RB	Notre Dame
9a	Steve Alexakos	209	G-LB	San Jose St.
9b	Joe Walker	214	DE	Albany State
10	Dennis Devlin	240	DB	Wyoming
11	Barry Gallup	266	SE	Boston College
12	Richard Lee	292	DT	Grambling
13	Joe Leasey	318	LB	Alcorn A&M
14	John Cagle	344	LB	Clemson
15	Brannt Conley	370	RB-P	Tulsa
16	Jim Vuono	396	LB	Adams State
17	George Muse	422	LB-DB	Grambling
<b>1969 Draft Notes</b>				
4	Pick to Denver through Kansas City for RB Gene Thomas			
6	Pick to Oakland for LB John Williamson			
9a	Pick from Buffalo for RB Bob Cappadonna			

## 1968

Rd	Player	Pk	Pos	College
1	Dennis Byrd	6	DT	North Carolina State
2	Tom Funchess	32	T	Jackson State
3	Aaron Marsh	60	FL	Eastern Kentucky
4	R.C. Gamble	88	RB	South Carolina St.
5	Jim Smithberger	116	DB	Notre Dame
6	Pick to Cincinnati			
7	John Schneider	170	QB	Toledo
8	Daryl Johnson	197	DB	Morgan State
9	(Pick to Houston)			
10	John Outlaw	249	DB	Jackson State
11	Paul Feldhausen	278	T	Northland, Wis.
12	James Cheyunski	305	LB	Syracuse
13	Max Huber	332	T	Brigham Young
14	Henry McKay	358	E	Guilford
15	Art McMahan	385	DB	No. Carolina St.
16	Charles Fulton	413	RB	Tennessee
17	Ed Koontz	440	LB	Catawba
<b>1968 Draft Notes</b>				
6	Pick to Cincinnati			
9	Pick to Houston for QB Don Trull			

## 1967

Rd	Player	Pk	Pos	College
1	John Charles	21	DB	Purdue
2	(Pick to Kansas City)			
3	(Pick to New York Jets)			
4	Ed Philpott	101	DE	Miami (Ohio)
5	Melvin Witt	128	DE	Arlington State
6	Ron Medlen	154	DE	SMU
7	Robert Leo	180	HB	Harvard
8	Tom Fussell	206	DT	LSU
9	Charlie Thornhill	232	DB	Michigan St.
10	John Runnels	257	LB	Penn State
11	Leroy Mitchell	283	FL	Texas Southern
12	Dave Davis	310	T	Harvard
13	Ray Ilg	336	LB	Colgate
14	Bobby Beard	362	DB	Auburn
15	Tom Folliard	388	LB	Mississippi State
16	Dik Nocera	414	HB	Southern Conn.
17	Bobby Nichols	440	TE	Boston Univ.
<b>1967 Draft Notes</b>				
2	Pick to Kansas City			
3	Pick to New York Jets for WR Jim Colcough			

## 1966

Rd	Player	Pk	College
1a	Karl Singer	T	Purdue
1b	Willie Townes	T	Tulsa
2a	Jim Boudreaux	T	La. Tech
2b	Ken Avery	LB	Miss. Southern
3a	Harold Lucas	T	Mich. State
3b	Ed Toner	G	U. Massachusetts
4a	(Pick to New York)		
4b	Heath Wingate	T	Bowling Green
5a	John Mangum	T	Miss. Southern
5b	Ray Perkins	E	Alabama
6a	Dan Irby	T	Louisiana Tech
6b	Joe Avezzano	G	Florida State
7a	Jim Battles	T	Southern U
7b	Brent Gaston	DB	Mississippi
8a	Sam Montgomery	DB	Southern
8b	Tom Schaefer	RB	Chattanooga
9a	Doug Satcher	LB	Southern
9b	Jack White	QB	Penn State
10	Dennis Brewster	T	BYU
10b	Bob Ellis	HB	Massachusetts
11	(Pick to New York)		
11b	Jay Marion	DB	Wyoming
12	Dick Fugere	LB	Cincinnati
13	Tom Carr	FB	Bates St.
14	Bob Hall	DB	Brown
15	Billy Laird	QB	La. Tech
16	Buddy Owens	G	Michigan State
17	Dick Capp	DE	Boston College
18	John Pincavage	E-DB	Virginia
19	Joe Novogratz	G	Pittsburgh
20	Paul Soule	HB	Bowdoin

## 1965

Rd	Player	Pos	College
1a	Jerry Rush	T	Michigan State
1b	Dave McCormick	T	LSU
2a	(Pick to Houston)		
2b	Bob Kowowski	T	Virginia
3a	Jim Whalen	E	Boston College
3b	Bob Cappadonna	FB	Northeastern
4a	Ellis Johnson	HB	S.E. Louisiana
4b	Dick Arrington	G	Notre Dame
5a	Corwyn Aldredge	E	N.W. Louisiana
5b	Dennis Smith	DE	Cincinnati
6a	Justin Canale	G	Mississippi State
6b	Billy Ezell	DB	LSU
7a	Tom Neville	T	Mississippi State
7b	John Hankinson	QB	Minnesota
8a	Fred Brown	E	Miami
8b	Beau Colle	DB	LSU
9a	Bob Malone	T	Louisiana Tech
9b	Charles Brown	T	Tulsa
10	(Pick to Buffalo)		
10b	Dave Hettema	T	New Mexico
11a	John Frechette	T	Boston College
11b	Ray Schmidt	G	Long Beach State
12a	Jim Weatherly	DB	Mississippi
12b	Leon Stanridge	E	San Diego State
13	Charlie Green	QB	Wittenberg
14	Jay Cunningham	HB	Bowling Green
15	Ted Rodosevitch	G	Cincinnati
16	George Pyne	T	Olivet
17a	White Graves	DB	LSU
17b	Dave Lee	E	Louisiana Tech
18	Ed Meixler	LB	Boston University
19	Jim Nance	FB	Syracuse
20	Fred Fugazzi	FB	Missouri Valley

## 1965 Draft Notes

2a	Pick to Houston for C Bob Schmidt
10	Pick to Buffalo for DE Mack Yoho

## 1964

Rd	Player	Pos	College
1	Jack Concannon	QB	Boston College
2	Jim Kelly	E	Notre Dame
3	(Pick to Denver)		
4	Jon Morris	E	Holy Cross
5	(Pick to San Diego)		
6	Jim Mazurek	G	Syracuse
7	T.W. Alley	T	William & Mary
8a	J.D. Garrett	HB	Grambling
8b	Roger Lalonde	T	Muskingum
9	Lennie St. Jean	E	N. Michigan
10	(Pick to Buffalo)		
11	Jim Barrett	HB	Boston College
12	(Pick to Kansas City)		
13	Joe Scarpati	DB	N. Carolina State
14	Jim Wilson	T	Georgia
15	Tony Gibbons	T	John Carroll
16	Pete Pedro	HB	West Texas State
17	Gary Wood	QB-HB	Cornell
18	Joe Tiller	T	Montana State
19	Bill Dawson	E	Florida State
20	Lonnie Farmer	LB	Chattanooga

HISTORY

# PATRIOTS ALL-TIME DRAFT

## 1964 (Cont.)

21	Tony Lawrence	T	Bowling Green
22	Dave Archer	T	Syracuse
23	Dave Humenick	T	Notre Dame
24	Larry Bartolameci	T	West Virginia
25	Bryan Generalovich	E	Pittsburgh
26	Dick Niglio	HB	Yale

### 1964 Draft Notes

3	Pick to Denver
5	Pick to San Diego for DT Billy Hudson
10	Pick to Buffalo
12	Pick to Kansas City

## 1963

Rd	Player	Pos	College
1	Art Graham	E	Boston College
2	LeeRoy Jordan	C	Alabama
3	Bob Vogel	T	Ohio State
4	Bob Reynolds	T	Bowling Green
5	Lou Cioci	G	Boston College
6	Sam Silas	T	Southern Illinois
7	Dick Williamson	E	Alabama
8	Rod Foster	G	Ohio State
9	Jim Simon	C	Miami
10	Don McKinnon	C	Dartmouth
11a	Dave Hayes	FB	Penn State
11b	Dave Watson	G	Georgia Tech
12a	Bill Gambrell	HB	South Carolina
12b	Tim Gauntner	HB	John Carroll
13a	Dave Adams	T	Arkansas
13b	Ralph Ferrissi	FB	So. Connecticut
14	Whaley Hall	T	Mississippi
15	Bob Dentel	C	Miami
16	Wes Bryant	T	Arkansas
17	Tom Neumann	HB	Michigan
18	Dave O'Brien	T	Boston College
19	Pat McCarthy	QB	Holy Cross
20	Jim Bradshaw	HB	Chattanooga
21	Gary Sherman	HB	Bowling Green
22	Nate Craddock	FB	Parsons
23	Al Snyder	HB	Holy Cross
24	Dick Schultz	T	Ohio
25	Dennis Gaubatz	G	Louisiana State U
26	Jim Tullis	HB	Florida A&M
27	Dave Adams	T	Arkansas
28	Ron Whaley	HB	Chattanooga
29	Dock Kelly	G	Georgia

### 1963 Draft Notes

11a	Pick from Houston
12a	Pick from Buffalo

## 1962

Rd	Player	Pos	College
1	Gary Collins	E	Maryland
2	LeRoy Jackson	HB	W. Illinois
3	Sherwyn Thorson	G	Iowa
4	(Pick to Houston)		
5	(Pick to Dallas)		
6	John Schopf	T	Michigan
8	Benny McRae	HB	Michigan
9	Bill Triplett	FB	Miami, Ohio
10	John Knight	HB	Valparaiso
11	(Pick to Buffalo)		
12	(Pick to Oakland)		
13	Nick Buoniconti	G	Notre Dame
14	Chas. Sieminski	T	Penn State
15	Gerry Goerlitz	T	N. Michigan
16	Ken Byers	G	Cincinnati
17	Scott Maentz	T	Michigan
18	Tom Chandler	E	Florida A&M
19	Ron Myers	T	LSU
20	Tom Neck	HB	LSU
11	John Traynham	HB	VMI
22	Bob Asack	T	Columbia
23	Walt Crate	HB	Penn Military
24	Don Christman	C	Richmond
25	Bob Stem	C	Richmond
26	Jim Field	QB	LSU
27	Al Gursky	HB	Penn State
28	Charles Dickerson	T	Illinois
29	Julius Fincke	T	McNeese State
30	John L. Finn	T	Louisville
31	Mike Ingram	G	Ohio State
32	Charles Taylor	HB	Mississippi
33	Steve Jastrzembski	E	Pittsburgh
34	Ray Lardani	T	Miami (Fla.)

### 1962 Draft Notes

4	Pick to Houston for G Houston Antwine
---	---------------------------------------

## 1961

Rd	Player	Pos	College
1	Tommy Mason	HB	Tulane
2	Rip Hawkins	C	North Carolina
3	Danny LaRose	E	Missouri
4	Mike Zeno	G	Virginia Tech
5	Fran Tarkenton	QB	Georgia
6	Larry Eisenhauer	T	Boston College
7	Paul Terhes	QB	Bucknell
8	Charles Long	G	Chattanooga
9	Roland Lakes	C	Wichita
10	Richard Mueller	E	Kentucky
11	Mel West	HB	Missouri
12	Wayne Harris	C	Arkansas
13	Dan Underwood	T	McNeese State
14	James Wright	QB	Memphis State
15	(Pick to Dallas)		
16	George Bathazaz	T	Tennessee A&I
17	Ray Ratkowski	HB	Notre Dame
18	Tom Rodgers	HB	Kentucky
19	Joe Bellino	HB	Navy
20	Dan Oakes	G	VPI
22	Bob Johnson	E	Michigan
23	Darrel DeDecker	C	Illinois
24	Don Webb	HB	Iowa State
25	Robert Minihane	T	Boston University
26	Charles Granger	T	Southern U. (La.)
27	Terry Huxhold	T	Wisconsin
28	Bryant Harvard	QB	Auburn
29	Ernie McMillan	T	Illinois
30	George Hulz	T	Mississippi Southern

## 1960

### FIRST SELECTIONS:

Buddy Allen	HB	Utah State
Ron Burton	HB	Northwestern
Dale Chamberlain	FB	Miami, O.
Henry Christopher	E	SMU
Dan Colchico	E	San Jose State
Jack Cummings	QB	North Carolina St.
James Davis	C	Oklahoma
Sarafine Fazio	C	Pittsburgh
Max Fugler	C	LSU
Jim Gardner	T	Duke
James Goodyear	T-G	Wake Forest
Dave Harris	HB	Kansas
Al Henderson	T	Colorado State
James Hickman	T-G	Penn State
Robert Krantz	FB	Penn State
Joe Kulbacki	HB	Purdue
Dee Mackey	E	E. Texas St.
Leon Manley	G	W. Texas St.
Cliff Manning	T-G	Hardin-Simmons
Pete Manning	E	Wake Forest
Edward Mazurek	T	Xavier
Bell Meplen	T	Utah State
Frank Mestnik	FB	Marquette
Ron Mix	T	USC
Irvin Nikolai	E	Stanford
Jim Prestel	T	Idaho
Bob Salerno	G	Colorado
Gerhardt Schwedes	HB	Syracuse
Richard Soergel	QB	Oklahoma St.
Larry Wagner	T	Vanderbilt
Harvey White	QB	Clemson
Tirey Wileman	HB	SMU
Gary Wisener	E	Baylor

### SECOND SELECTIONS:

1. Dave Ames	HB	Richmond
2. James Boeke	T/G	Heidelberg
3. Billy Brewer	QB	Ole Miss.
4. Emanuel Congedo	T/G	Villanova
5. Pat Dye	T/G	Georgia
6. John Farrington	WR	Prairie View
7. Rich Grecni	C	Ohio U.
8. Bud Jones	WR	SMU
9. Don Kacmarek	T/G	North Dakota
10. John Lawrence	T/G	North Carolina St.
11. Ron Maltony	T/G	Purdue
12. Bobby Pate	RB	Presbyterian
13. Jack Rudolph	LB	Georgia Tech
14. Frank Sally	T/G	California
15. Bob Spada	E	Duke
16. Pete Tunney	HB	Occidental
17. Jim Webster	HB	Marquette
18. John Wilcox	T/G	Oregon

HISTORY

# PATRIOTS TRADES 2000-14

**Note:** For the Patriots' All-Time Trades (1960-Present), please visit <http://www.patriots.com/history>

## 2000

- 4/16 The Patriots acquired San Francisco's 2001 sixth round pick for the Patriots' 2000 seventh-round pick (212 overall) which was acquired from Philadelphia. The Patriots acquired Dane Looker from the St. Louis Rams for a sixth round draft choice in 2002.

## 2001

- 4/21 The Patriots acquired Pittsburgh's 2001 second-round (50 overall) and fourth-round (112 overall) picks for the Patriots 2001 second-round (39 overall - LB Kendrell Bell) pick.
- 4/21 The Patriots acquired Detroit's 2001 second-round (48 overall pick for a 2001 second-round (50 overall, from Pittsburgh) pick and sixth-round (173 overall, from San Francisco) pick.
- 4/21 The Patriots acquired Minnesota's 2001 third-round (86 overall) pick and fourth-round (119 overall) pick for the Patriots third-round (69 overall) pick.
- 4/22 The Patriots acquired San Diego's 2001 fourth-round (96 overall - OL Kenyatta Jones) pick for the Patriots fourth-round (112 overall) and fifth-round (139 overall) picks.
- 4/22 The Patriots acquired Detroit's 2001 sixth-round (180 overall) and seventh-round (216 overall) pick for the Patriots 2001 fifth-round (149 overall, from NY Jets) pick.
- 4/22 The Patriots acquired Jacksonville's 2002 fifth round pick for the Patriots 2001 sixth-round (170th overall) pick.

## 2002

- 3/6 The Patriots received Green Bay's fourth round draft pick (117th overall) in the 2002 draft and a conditional pick in the 2003 draft (fourth round - 128th overall) for WR Terry Glenn.
- 4/20 The Patriots acquired the Washington Redskins first round pick (21st overall) of the 2002 draft in exchange for their 2002 first round pick (32nd overall), third-round (96th overall) and seventh-round (234th overall).
- 4/21 The Patriots acquired the Buffalo Bills 2003 first-round choice (14th overall) in exchange for QB Drew Bledsoe.
- 4/21 The Patriots acquired the Denver Broncos fourth-round pick (117th overall) in exchange for their 2002 fourth-round (131st overall) and fifth-round (144th overall) choices.
- 4/21 The Patriots obtained the Dallas Cowboys seventh round selection (237th overall), along with 2003 fifth-round choice, in exchange for the Patriots 2002 fifth round pick (168th overall).
- 6/27 The Patriots received an undisclosed future draft choice from St. Louis for LB Kole Ayi.
- 8/19 The Patriots traded veteran offensive tackle Grant Williams to the St. Louis Rams in exchange for a seventh-round (225th overall) draft choice.

## 2003

- Houston Texans in exchange for a fifth-round (154th overall) draft choice in the 2003 draft.
- 3/6 The Patriots traded a third (81st overall) and fifth-round (140th overall) selection in the 2003 draft to the Washington Redskins in exchange for a third round selection (75th overall) in 2003 and a fourth-round selection in 2004.
- 4/14 The Patriots traded safety Tebucky Jones to the

## 2003 (Cont.)

- New Orleans Saints for a third-round pick (78th overall) and seventh-round pick (239th overall) in the 2003 draft, as well as a fourth-round pick in the 2004 draft (113th overall).
- 4/25 The Patriots traded a third-round pick in 2003 (78th overall) to the Miami Dolphins for their second-round pick in the 2004 draft.
- 4/26 The Patriots traded a first round pick in 2003 (14th overall) and a 2003 six round pick (193rd overall) to Chicago for their first round pick (13th overall).
- 4/26 The Patriots traded a first round pick in 2003 (19th overall) to Baltimore for a 2003 second-round pick (41st overall) and their 2004 first round pick (21st overall).
- 4/26 The Patriots traded a second-round pick (41st overall) and a third-round pick (75th overall) to the Houston Texans for a second-round pick (36th overall) and a fourth-round pick (117th overall).
- 4/26 The Patriots traded a second-round pick (50th overall) and a fourth-round pick (120th overall) to the Carolina Panthers for a second-round pick (45th overall).
- 4/27 The Patriots traded a fourth-round pick in 2003 (128th overall) and a fifth round pick in 2003 (157th overall) to the Denver Broncos for a fourth-round pick in 2003 (120th overall).
- 4/27 The Patriots traded a fifth round pick in 2003 (154th overall) and a seventh-round pick in 2003 (225th overall) to the Tennessee Titans for a fifth round pick in 2003 (164th overall), a sixth round pick in 2003 (201st overall) and a seventh-round pick in 2003 (243rd overall).
- 8/19 The Patriots acquired NT Ted Washington from the Chicago Bears in exchange for a 2004 fourth-round pick (104th overall).
- 8/26 The Patriots acquired G Jamil Soriano from the Chicago Bears for a conditional draft pick.

## 2004

- Cincinnati Bengals for a 2004 second round draft pick (56th overall).
- 8/17 The Patriots traded LB Quinn Dorsey to the Chicago Bears for a conditional draft pick.
- 2005

## 2005

- Arizona Cardinals along with a fifth round pick in the 2005 draft (145th overall) in exchange for a third-round pick (95th overall) and a fifth round pick (168th overall).
- 4/23 The Patriots traded a second-round choice in the 2005 draft (64th overall) to the Baltimore Ravens in exchange for a third round selection in 2005 (84th overall), a sixth-round choice in 2005 (195th overall) and Baltimore's third-round pick in the 2006 draft (75th overall).
- 4/24 The Patriots traded a fifth round pick in the 2005 draft (145th overall) and a sixth-round choice in the 2005 draft (206th overall) to the Detroit Lions in exchange for Detroit's fourth-round pick in the 2006 draft (106th overall).
- 4/24 The Patriots traded a sixth round pick in the 2005 draft (195th overall) and a seventh-round pick in the 2005 draft (246th overall) to the Green Bay Packers in exchange for a sixth round selection in the 2005 draft (175th overall).

# PATRIOTS TRADES 2000-14

## 2005 (Cont'd)

- 4/24 The Patriots traded a sixth-round choice in the 2005 draft (175th overall) to the Oakland Raiders in exchange for a seventh-round pick in the 2005 draft (230th overall) and a fifth round selection in the 2006 draft (136th overall).
- 8/22 The Patriots acquired WR Andre' Davis from the Cleveland Browns in exchange for a 2006 fifth-round draft choice (152nd overall).

## 2006

- 4/29 The Patriots traded a second-round pick in the 2006 draft (52 overall) and a third-round pick in the 2006 draft (75 overall) to the Green Bay Packers in exchange for a second-round pick in the 2006 draft (36 overall).
- 6/6 The Patriots acquired DT Johnathan Sullivan from the New Orleans Saints in exchange for WR Bethel Johnson.
- 8/8 The Patriots traded OL Ross Tucker to the Cleveland Browns in exchange for a conditional draft choice.
- 8/21 The Patriots traded T Brandon Gorin to the Arizona Cardinals in exchange for a sixth-round selection in the 2007 NFL Draft (180 overall).
- 9/1 The Patriots traded RB Patrick Cobbs to the Pittsburgh Steelers in exchange for a conditional draft choice.
- 9/2 The Patriots acquired WR Doug Gabriel from the Oakland Raiders in exchange for a fifth-round selection in the 2007 NFL Draft (165 overall).
- 9/11 The Patriots traded WR Deion Branch to the Seattle Seahawks in exchange for a first-round selection in the 2007 NFL Draft (24 overall).

## 2007

- 3/5 The Patriots acquired WR Wes Welker from the Miami Dolphins in exchange for a second-round selection in the 2007 NFL Draft (60th overall) and a seventh-round selection in the 2007 NFL Draft (238th overall).
- 4/28 The Patriots traded a first-round selection in the 2007 NFL Draft (28 overall) to the San Francisco 49ers in exchange for a first-round selection in the 2008 NFL Draft and a fourth-round selection in the 2007 NFL Draft (110 overall - Later traded for WR Randy Moss).
- 4/28 The Patriots traded a third-round selection in the 2007 NFL Draft (91 overall) to the Oakland Raiders in exchange for a third-round selection in the 2008 NFL Draft and a seventh-round selection in the 2007 NFL Draft (211 overall).
- 4/29 The Patriots acquired WR Randy Moss from the Oakland Raiders in exchange for a fourth-round selection in the 2007 NFL Draft (110 overall).
- 8/7 The Patriots acquired CB Dante Wesley from the Chicago Bears in exchange for a conditional draft choice.

## 2008

- 4/26 The Patriots acquired a 2008 first-round selection (10 overall) and a 2008 third-round selection (78 overall) from the New Orleans Saints in exchange for a 2008 first-round selection (7 overall) and a 2008 fifth-round selection (164 overall).
- 4/27 The Patriots acquired a 2009 second-round selection and a 2008 fifth-round selection (160 overall) from the San Diego Chargers in exchange for a 2008 third-round selection (69 overall).

## 2008 (Cont.)

- 4/27 The Patriots acquired a 2008 fifth-round selection (153 overall) from the Tampa Bay Buccaneers in exchange for a 2008 fifth-round selection (160 overall) and a 2008 seventh-round selection (238 overall).

## 2009

- 2/28 The Patriots acquired a 2009 second-round selection (No. 34 overall - S Patrick Chung) from the Kansas City Chiefs in exchange for quarterback Matt Cassel and linebacker Mike Vrabel.
- 3/5 The Patriots acquired wide receiver Greg Lewis and an undisclosed selection in the 2010 NFL Draft from Philadelphia in exchange for a 2009 fifth-round selection (No. 159 overall - T Fenuki Tupou).
- 4/25 The Patriots acquired a 2009 first-round selection (No. 26 overall - LB Clay Matthews) and a 2009 fifth-round selection (No. 162 overall - T Jamon Meredith) from the Baltimore Ravens in exchange for a 2009 first-round selection (No. 23 overall - T Michael Oher).
- 4/25 The Patriots acquired a 2009 second-round selection (No. 41 overall - DB Darius Butler), a 2009 third-round selection (No. 73 overall - RB Derek Cox) and a 2009 third-round selection (No. 83 overall - WR Brandon Tate) from the Green Bay Packers in exchange for a 2009 first-round selection (No. 26 overall - LB Clay Matthews) and a 2009 fifth-round selection (No. 162 overall - T Jamon Meredith).
- 4/25 The Patriots acquired a 2009 second-round selection (No. 40 overall - DL Ron Brace) from the Oakland Raiders in exchange for a 2009 second-round selection (No. 47 overall - S Michael Mitchell), a 2009 fourth-round selection (No. 124 overall - WR Louis Murphy) and a 2009 sixth-round selection (No. 199 overall - DE Stryker Sulak).
- 4/26 The Patriots acquired a 2009 seventh-round selection (No. 232 overall) and a 2010 second-round selection from the Jacksonville Jaguars in exchange for a 2009 third-round selection (No. 73 overall - RB Derek Cox).
- 4/26 The Patriots acquired a 2010 second-round selection from the Tennessee Titans in exchange for a 2009 third-round selection (No. 89 overall - TE Jared Cook).
- 4/26 The Patriots acquired a 2009 fifth-round selection (No. 137 overall - LB Jason Phillips) and a 2009 fifth-round selection (No. 141 overall - WR Kenny McKinley) from the Philadelphia Eagles in exchange for CB Ellis Hobbs.
- 4/26 The Patriots acquired a 2009 fourth-round selection (No. 123 overall - OL Rich Ohrnberger) and a 2009 sixth-round selection (No. 198 overall - LS Jake Ingram) from the Baltimore Ravens in exchange for a 2009 fifth-round selection (No. 137 overall - LB Jason Phillips) and a 2009 fifth-round selection (No. 141 overall - WR Kenny McKinley).
- 4/30 The Patriots acquired TE Alex Smith from the Tampa Bay Buccaneers in exchange for a 2010 fifth-round draft selection.
- 8/6 The Patriots acquired LB Derrick Burgess from the Oakland Raiders in exchange for a 2010 third-round draft selection and a 2010 fifth-round selection.
- 8/17 The Patriots acquired a 2010 fifth-round selection from the Denver Broncos in exchange for DL Le Kevin Smith and a 2010 seventh-round selection.
- 8/25 The Patriots acquired a seventh-round pick in 2010



# PATRIOTS TRADES 2000-14

## 2009 (Cont.)

- from the Denver Broncos in exchange for OL Russ Hochstein.
- 9/5 The Patriots acquired a 2011 sixth-round draft selection from the New Orleans Saints in exchange for TE David Thomas.
- 9/5 The Patriots acquired TE Michael Matthews from the New York Giants for a conditional draft selection.
- 9/6 The Patriots acquired a 2011 first-round draft selection from the Oakland Raiders in exchange for DE Richard Seymour.
- 9/22 The Patriots acquired LB Prescott Burgess from the Baltimore Ravens in exchange for a conditional draft selection.

## 2010

- 4/23 The Patriots acquired Denver's 2010 first-round pick (24th overall) and their 2010 fourth-round pick (113th overall) during a 2010 draft day trade in exchange for the Patriots' 2010 first-round pick (22nd overall).
- 4/23 The Patriots acquired Dallas' 2010 first-round pick (27th overall) and their 2010 third-round pick (90th overall) during a 2010 draft day trade in exchange for the Patriots 2010 first-round pick (24th overall) and a 2010 fourth-round pick (119th overall).
- 4/24 The Patriots acquired Oakland's 2010 second-round pick (42nd overall) during a 2010 draft day trade in exchange for a 2010 second-round pick (44th overall) and the Patriots' assigned 2010 sixth-round pick (190th overall).
- 4/24 The Patriots acquired Arizona's 2010 second-round pick (58th overall) and 2010 third-round pick (89th overall) during a 2010 draft day trade in exchange for a 2010 second-round pick (47th overall). The Patriots had acquired the 47th overall in a draft day trade in exchange for a 2009 third-round selection (Jared Cook).
- 4/24 The Patriots acquired Carolina's 2011 second-round pick during a 2010 draft day trade in exchange for the Patriots third-round pick (89th pick overall).
- 4/24 The Patriots acquired Houston's 2010 second-round pick (62nd overall) and 2010 fifth-round pick (150th overall) during a draft day trade in exchange for the Patriots 2010 second-round pick (58th overall).
- 4/24 The Patriots acquired Washington's 2010 seventh-round pick (208th overall) during a 2010 draft day trade in exchange for two Patriots 2010 seventh-round picks (229th overall) and (231st overall).
- 8/23 The Patriots acquired OL Quinn Ojinnaka from the Atlanta Falcons for a 2011 seventh-round draft choice.
- 9/5 The Patriots acquired S Jarrad Page from the Kansas City Chiefs for a 2012 seventh-round pick.
- 9/5 The Patriots acquired LB Tracy White and a 2012 seventh-round pick from the Philadelphia Eagles for a 2012 sixth-round pick.
- 9/14 The Patriots traded RB Laurence Maroney and a 2011 sixth-round draft choice to the Denver Broncos for a fourth-round pick in 2011.
- 10/6 The Patriots traded WR Randy Moss and a seventh round draft pick in 2012 to the Minnesota Vikings for a 2011 third-round pick (74th overall).
- 10/12 The Patriots acquired WR Deion Branch in a trade with the Seattle Seahawks in exchange for 2011 fourth-round pick (99th overall).
- 4/28 The Patriots acquired New Orleans' 2012 first-round pick and their 2011 second-round pick (56th overall) during a 2011 draft day trade in exchange for the Patriots' 2011 first-round pick (28th overall).
- 4/29 The Patriots acquired Houston's 2011 third-round pick (73rd overall) and 2011 fifth-round pick (138th overall) in exchange for the Patriots' 2011 second-

## 2011

- round pick (60th overall).
- 4/29 The Patriots acquired Oakland's 2012 second-round pick and 2011 seventh-round pick (219th overall) in exchange for the Patriots ' 2011 third-round pick (92nd overall) and 2011 fourth-round pick (125th overall).
- 4/30 The Patriots acquired Philadelphia's 2011 sixth-round pick (194th overall) in exchange for the Patriots' 2011 sixth-round pick (193rd overall).
- 7/29 The Patriots acquired DL Albert Haynesworth in a trade with the Washington Redskins in exchange for a 2013 fifth-round pick.
- 7/29 The New England Patriots acquired WR Chad Ochocinco in a trade with the Cincinnati Bengals in exchange for a 2012 fifth-round pick (166th overall) and a 2013 sixth-round pick.

## 2012

- 4/26 The Patriots acquired Cincinnati's 2012 first-round pick (21st overall) during a 2012 draft day trade in exchange for the Patriots' 2012 first-round pick (27th overall) and a 2012 third-round pick (93rd overall).
- 4/26 The Patriots acquired Denver's 2012 first-round pick (25th overall) during a 2012 draft day trade in exchange for the Patriots' 2012 first-round pick (31st overall) and a 2012 fourth-round pick (126th overall).
- 4/27 The Patriots acquired Green Bay's 2012 third round pick (90th overall) and Green Bay's 2012 fifth round pick (163rd overall) in exchange for the Patriots' 2012 second round pick (62nd overall).
- 4/28 The Patriots acquired Green Bay's 2012 sixth-round pick (197th overall) and Green Bay's two 2012 seventh-round picks (224th overall) and (235th overall) in exchange for the Patriots fifth-round pick (163rd overall). The fifth-round pick was originally obtained in a trade with Green Bay earlier in the 2012 draft.
- 9/1 The Patriots acquired WR Greg Salas from St. Louis in a trade on September 1, 2012 in exchange for a 2015 seventh-round draft choice.
- 11/1 The Patriots acquired CB Aqib Talib and a 2013 seventh-round pick from Tampa Bay in a trade on November 1, 2012 in exchange for a 2013 fourth-round draft choice (126th overall).

## 2013

- 4/25 The Patriots acquired Minnesota's 2013 second-round pick (52nd overall), third-round pick (83rd overall), fourth-round pick (102nd overall) and seventh-round pick (229th overall) during a draft day trade in exchange for the Patriots' 2013 first-round pick (29th overall).
- 4/27 The Patriots acquired RB LeGarrette Blount in a draft day trade with Tampa Bay in exchange for RB Jeff Demps and a 2013 seventh-round pick (229th overall).
- 10/29 The Patriots acquired DT Isaac Sopoaga and a 2014 sixth-round pick on October 29, 2013 in exchange for a 2014 fifth-round draft choice.

## 2014

- 5/9 The Patriots acquired Jacksonville's 2014 fourth round pick (105th overall) and sixth round pick (179th overall) during a 2014 draft day trade in exchange for the Patriots 2014 third-round pick (93rd overall).
- 8/15 The Patriots acquired DL Ben Bass from the Dallas Cowboys in exchange for DB Justin Green.
- 8/15 The Patriots acquired DL Jerel Worthy from the Green Bay Packers for an undisclosed future draft choice.
- 8/31 The Patriots acquired an undisclosed future draft choice from Houston in exchange for QB Ryan Mallett.



# BEYOND LOGISTICS

The world's leading companies rely on ModusLink for global supply chain management. We integrate seamlessly with clients' existing manufacturing and business systems to increase efficiency and reduce costs. Learn how we go beyond logistics to improve operations and drive growth.

---

**Material Planning and Factory Supply, Value-Added  
Warehousing and Distribution**

---

**Returns, Repair, Recovery**

---

**E-Commerce, Contact Centers, Entitlement Management,  
Financial Management Systems**

---

  
**ModusLink**  
GLOBAL SOLUTIONS

North America • Europe • Asia & The Pacific

website [www.moduslink.com](http://www.moduslink.com)  
blog [www.valueunchained.com](http://www.valueunchained.com)  
contact [info@moduslink.com](mailto:info@moduslink.com)



# RESULTS



# PATRIOTS IN THE PRESEASON

## ALL-TIME PRESEASON RESULTS

Year	Game	Result	Opponent	Location	Attendance
1960	4-1				
	7/30	W	28-7	at Buffalo	16,000
	8/5	W	43-6	at Denver	4,706
	8/14	L	14-24	at Dallas Texans	11,000
	8/21	W	21-0	\$ Buffalo	7,500
8/28	W	28-14	# Oakland	4,000	
*-at Providence \$-at Worcester #-at Amherst					
1961	3-1				
	8/10	W	14-3	* N.Y. Titans	15,387
	8/19	L	14-17	* N.Y. Titans	73,916
	8/25	W	28-10	\$ Buffalo	4,762
	9/1	W	15-12	at Buffalo	9,022
*-at Philadelphia \$-at Providence					
1962	2-3				
	8/11	L	20-21	* Oakland	9,000
	8/15	W	12-7	at Buffalo	22,112
	8/18	L	10-20	\$ Houston Oilers	31,000
	8/25	W	17-10	# N.Y. Titans	11,118
9/1	L	6-7	Buffalo	8,783	
*-at Providence \$-at New Orleans #-at Lowell, Mass.					
1963	0-5				
	8/4	L	17-24	at Oakland	9,721
	8/10	L	17-50	at San Diego	16,427
	8/14	L	20-21	* Houston Oilers	9,387
	8/24	L	14-24	at Buffalo	17,697
9/1	L	20-22	\$ N.Y. Jets	12,500	
*-at Lowell, Mass. \$-at New Brunswick, N.J.					
1964	0-5				
	8/9	L	7-38	* Houston Oilers	20,087
	8/18	L	7-23	* N.Y. Jets	6,390
	8/22	L	20-21	\$ N.Y. Jets	11,500
	8/28	L	14-24	at Buffalo	12,566
9/5	L	17-27	at Denver	20,568	
*-at Lowell, Mass \$-at New Brunswick, N.J					
1965	0-5				
	8/8	L	0-23	Buffalo	23,674
	8/13	L	16-26	* N.Y. Jets	8,000
	8/21	L	6-27	at Houston Oilers	30,142
	8/28	L	0-17	\$ N.Y. Jets	9,217
9/4	L	7-34	at Kansas City	15,157	
*-at Allentown, Pa. \$-at Norfolk, Va.					
1966	1-3				
	8/7	L	13-19	Buffalo	23,291
	8/20	W	21-10	* Oakland	36,038
	8/27	L	13-31	at San Diego	11,894
	9/1	L	3-41	\$ N.Y. Jets	2,000
*-at Anaheim, Calif. \$-at Mobile, Ala.					
1967	1-3				
	8/4	L	13-55	* N.Y. Jets	16,000
	8/13	L	3-33	at Baltimore Colts	29,313
	8/20	W	13-10	\$ Buffalo	15,300
	8/26	L	7-13	Washington	15,523
*-at Bridgeport, Conn. \$-at Rochester, N.Y.					
1968	1-3				
	8/10	L	0-19	at New Orleans	54,400
	8/17	L	9-25	* N.Y. Jets	14,000
	8/23	W	19-17	\$ Miami	15,003
	9/2	L	20-22	Philadelphia	31,404
*-at Richmond, Va. \$-at Jacksonville, Fla.					
1969	2-3				
	8/10	W	21-13	* Cincinnati	16,900
	8/17	L	16-34	Atlanta	24,084
	8/25	L	9-22	\$ Detroit	8,212
	8/31	W	26-10	# Denver	18,375
9/6	L	0-13	% Miami	18,000	
*-at Bowling Green, Ohio \$-at Montreal #-at Jacksonville, Fla. %-at Birmingham, Ala.					
1970	0-4				
	8/16	L	21-45	Washington	25,584
	8/29	L	0-26	* New Orleans	32,000
	9/4	L	3-31	\$ Pittsburgh	22,000
	9/11	L	14-16	# Denver	17,832
*-at Jackson, Miss. \$-at Shreveport, La #-at Salt Lake City, Utah					
1971	1-5				
	8/8	L	10-27	at Minnesota	31,813
	8/15	W	20-14	N.Y. Giants	60,423
	8/22	L	14-28	at Buffalo	31,610
	8/29	L	21-31	L.A. Rams	53,271
9/5	L	35-45	Atlanta	48,631	
9/10	L	9-38	* N.Y. Jets	28,082	
*-at Memphis, Tenn.					
1972	2-4				
	8/5	L	24-31	at Oakland	53,661
	8/12	L	20-29	at Philadelphia	30,000
	8/20	W	27-17	Chicago	50,892
	8/27	L	10-31	N.Y. Giants	51,470
9/2	L	24-49	at Denver	37,128	
9/10	W	34-30	Detroit	47,684	

## PRESEASON SERIES RECORDS

TEAM	GP	W	L	T	PCT.	PF	PA
Ariz./Phx/St. L. Cardinals	3	2	1	0	.667	51	65
Atlanta Falcons	12	6	6	0	.500	287	282
Baltimore Ravens	1	0	1	0	.000	15	16
Buffalo Bills	13	6	7	0	.462	191	201
Carolina Panthers	6	4	2	0	.667	136	82
Chicago Bears	2	2	0	0	1.000	65	40
Cincinnati Bengals	6	2	4	0	.333	84	104
Cleveland Browns	3	1	2	0	.333	57	52
Dallas Cowboys	5	4	1	0	.800	123	74
Denver Broncos	8	3	5	0	.375	193	176
Detroit Lions	8	2	6	0	.250	122	242
Green Bay Packers	13	7	6	0	.538	238	201
Houston Texans	0	0	0	0	.000	0	0
Indianapolis/Balt. Colts	2	0	2	0	.000	17	67
Jacksonville Jaguars	2	1	1	0	.500	47	43
K.C. Chiefs/Dallas Texans	6	3	3	0	.500	132	112
Miami Dolphins	2	1	1	0	.500	19	30
Minnesota Vikings	5	3	2	0	.600	105	96
New Orleans Saints	10	6	4	0	.600	201	193
N.Y. Giants	23	9	14	0	.391	396	426
N.Y. Jets/Titans	12	2	10	0	.167	299	298
Oakland/L.A. Raiders	12	5	6	1	.434	269	246
Philadelphia Eagles	21	11	10	0	.524	427	393
Pittsburgh Steelers	5	1	4	0	.200	66	122
San Diego Chargers	7	2	5	0	.286	118	178
San Francisco 49ers	4	1	3	0	.250	55	51
Seattle Seahawks	2	1	1	0	.500	40	42
St. Louis/L.A. Rams	9	4	5	0	.444	191	178
Tampa Bay Buccaneers	11	3	8	0	.273	190	302
Tenn. Titans/Houston Oilers	6	0	6	0	.000	81	160
Washington Redskins	20	13	7	0	.650	475	391
<b>TOTALS</b>	<b>239</b>	<b>105</b>	<b>133</b>	<b>1</b>	<b>.441</b>	<b>4,520</b>	<b>4,897</b>

## PRESEASON BREAKDOWN

HOME.....	53-49-1	1960s.....	14-32-0
ROAD.....	41-61-0	1970s.....	25-28-1
NEUTRAL.....	11-23-0	1980s.....	18-23-0
AFC/AFL.....	28-57-1	1990s.....	17-24-0
NFC/NFL.....	77-75-0	2000s.....	23-18-0
JULY.....	2-2-0	2010s.....	8-8-0
AUGUST.....	93-110-1	OPENERS.....	21-32-0
SEPTEMBER.....	10-21-0	HOME OPENERS.....	22-31-1
		INTERNATIONAL.....	1-3-0

8/18	W	7-3	New Orleans	20,546
8/24	W	23-14	at San Diego	18,903
8/31	L	21-27	Denver	18,000
9/8	W	27-17	Philadelphia	35,412
*-at Spokane, Wash.				

1975	3-2			
8/10	L	14-28	N.Y. Giants	40,726
8/17	W	36-10	Minnesota	40,218
8/22	L	10-24	at Philadelphia	40,156
8/30	W ot	20-17	* Green Bay	51,769
9/7	W	31-24	San Diego	39,502
*-at Milwaukee, Wisc.				

1976	3-3			
8/1	W ot	13-7	* N.Y. Giants	30,032
8/6	L	17-26	San Diego	23,800
8/15	L	14-16	Green Bay	30,552
8/21	W	28-17	at Atlanta	30,619
8/30	L	27-30	at Cleveland	36,016
9/5	W	27-7	Philadelphia	32,254
*-at Norman, Okla.				

1977	5-1			
8/6	W	19-3	at N.Y. Giants	44,471
8/13	W	38-3	* Green Bay	53,244
8/22	L	10-21	at Philadelphia	28,025
8/28	W ot	13-10	Pittsburgh	43,779
9/4	W	45-7	Washington	41,053
9/11	W	29-10	Atlanta	41,346
*-at Milwaukee, Wisc.				

1978	4-0			
8/5	W	14-7	at L.A. Rams	60,134
8/12	W	21-7	at Oakland	53,335
8/20	W	24-7	Kansas City	39,043
8/27	W	21-10	Cleveland	42,696

1979	2-2			
8/4	L	37-14	at Atlanta	59,725
8/12	L	3-15	L.A. Rams	44,955
8/19	W	35-14	Oakland	45,518
8/24	L ot	17-20	at Denver	75,103

RESULTS



# PATRIOTS IN THE PRESEASON

**1980** 1-3  
 8/11 W 35-31 at L.A. Rams 66,656  
 8/16 L 29-31 at Oakland 41,649  
 8/24 L 17-23 Philadelphia 45,207  
 8/29 L 23-30 at Seattle 64,759

**1981** 4-0  
 8/10 W 34-21 at L.A. Rams 69,006  
 8/15 W 17-16 at Tampa Bay 66,553  
 8/22 W 23-21 Oakland 43,032  
 8/30 W 19-10 Washington 44,078

**1982** 1-3  
 8/14 L 20-24 \* Pittsburgh 93,251  
 8/20 L 7-14 at Philadelphia 56,431  
 8/28 L 21-36 at Dallas 50,118  
 9/4 W 41-27 Green Bay 39,888

\*-at Knoxville, Tenn.

**1983** 0-4  
 8/6 L 16-27 \* Pittsburgh 42,816  
 8/14 L 15-17 at San Francisco 50,043  
 8/20 L 7-13 at L.A. Rams 40,190  
 8/26 L 21-41 at Tampa Bay 52,108

\*-at Knoxville, Tenn.

**1984** 2-2  
 8/3 L 20-48 N.Y. Giants 34,751  
 8/11 L 13-23 at Buffalo 19,578  
 8/17 W 31-27 at Washington 35,932  
 8/24 W 36-7 Kansas City 22,721

**1985** 1-3  
 8/10 L 20-32 New Orleans 27,014  
 8/17 W 31-13 at Kansas City 35,162  
 8/23 L 36-37 at Washington 50,538  
 8/31 L 13-14 at L.A. Rams 39,911

**1986** 4-1  
 8/2 W 21-16 \* St. Louis Cardinals 22,739  
 8/10 W 18-7 Washington 37,335  
 8/16 W 38-34 at New Orleans 54,364  
 8/22 L 10-24 at L.A. Raiders 44,352  
 8/30 W 16-9 Green Bay 50,642

\*-at Canton, Ohio

**1987** 2-2  
 8/16 L 17-19 N.Y. Giants 50,014  
 8/23 L ot 13-19 Philadelphia 38,734  
 8/29 W 38-27 at Minnesota 49,339  
 9/4 W 14-13 \* Atlanta 52,508

\*-at Jacksonville, Fla.

**1988** 1-3  
 8/6 L 30-34 Atlanta 32,949  
 8/13 L 14-27 \* Houston Oilers 48,113  
 8/20 W 24-21 at Philadelphia 41,502  
 8/26 L 21-27 Cincinnati 30,941

\*-at Memphis, Tenn.

**1989** 2-2  
 8/12 L 17-20 N.Y. Giants 32,398  
 8/19 W 17-12 \* Seattle 48,746  
 8/26 W 23-7 at Atlanta 21,118  
 9/1 L 0-16 Green Bay 26,549

\*-at St. Louis

**1990** 0-4  
 8/9 L 14-30 Pittsburgh 26,869  
 8/18 L 10-44 \$ Tampa Bay 51,066  
 8/24 L ot 10-13 Cincinnati 23,768  
 8/31 L 14-45 Atlanta 24,106

\*-at Montreal 5-at Jacksonville, Fla.

**1991** 1-3  
 8/3 L 7-28 at Green Bay 52,852  
 8/10 L 6-27 Washington 16,757  
 8/17 L 0-46 at Phoenix Cardinals 51,070  
 8/24 W 24-6 N.Y. Giants 21,147

**1992** 1-3  
 8/8 L 14-34 at Indianapolis 42,786  
 8/14 L 10-20 San Diego 18,626  
 8/22 L 9-42 at Detroit 53,682  
 8/29 W 34-10 at Green Bay 47,152

**1993** 1-3  
 8/7 L 7-13 at San Diego 46,286  
 8/14 L 9-12 \* Cleveland 33,021  
 8/20 W 21-17 Green Bay 24,909  
 8/27 L 20-27 Kansas City 46,501

\*-at Toronto

**1994** 3-1  
 8/5 W 24-6 New Orleans 37,800  
 8/13 W 28-10 at L.A. Rams 24,847  
 8/18 W 27-17 Washington 45,384  
 8/26 L 20-24 at Green Bay 57,722

**1995** 1-3  
 8/4 L 17-30 Detroit 52,634  
 8/12 W 21-14 Minnesota 56,241  
 8/17 L 7-31 at Philadelphia 53,072  
 8/25 L 24-32 at Oakland 51,709

**1996** 3-1  
 8/2 L 7-24 at Green Bay 57,918  
 8/12 W 31-7 at Dallas 57,874

8/18 W 37-10 Philadelphia 55,606  
 8/23 W 27-19 Washington 48,242

**1997** 3-1  
 7/31 L 3-7 at Green Bay 60,778  
 8/8 W 16-10 Dallas 60,292  
 8/17 W 31-21 Denver 55,354  
 8/21 W 28-14 at Philadelphia 40,000

**1998** 3-2  
 8/2 L 13-14 at San Francisco 46,374  
 8/9 L 0-28 Minnesota 54,111  
 8/17 W 21-3 \* Dallas 106,424  
 8/22 W 20-17 at Washington 63,781  
 8/29 W 24-7 Philadelphia 59,001

\*-at Mexico City

**1999** 1-3  
 8/13 L 14-20 Washington 53,440  
 8/21 W 34-14 Dallas 50,816  
 8/28 L 14-45 at Tampa Bay 64,092  
 9/2 L 20-23 Carolina 52,976

**2000** 3-2  
 7/31 W 20-0 \* San Francisco 22,840  
 8/4 W 13-10 at Detroit 48,929  
 8/11 L 20-30 at Washington 67,511  
 8/20 L 21-31 Tampa Bay 60,292  
 8/24 W 29-21 Carolina 60,292

\*-at Canton, Ohio

**2001** 3-1  
 8/10 W 14-0 N.Y. Giants 60,292  
 8/18 W 23-8 at Carolina 71,597  
 8/25 L 3-20 at Tampa Bay 65,444  
 8/30 W 33-13 Washington 60,292

**2002** 3-1  
 8/10 L 19-22 at N.Y. Giants 76,359  
 8/17 W 16-15 Philadelphia 68,436  
 8/23 W 23-3 Carolina 68,436  
 8/29 W 28-14 at Washington 70,118

**2003** 4-0  
 8/7 W 26-6 N.Y. Giants 68,436  
 8/16 W 20-13 at Washington 68,980  
 8/22 W 24-12 Philadelphia 66,279  
 8/27 W 38-23 at Chicago 68,436

**2004** 1-3  
 8/13 W 24-6 Philadelphia 68,756  
 8/21 L 3-31 Cincinnati 50,287  
 8/28 L 17-20 at Carolina 72,829  
 9/2 L 0-31 Jacksonville 68,756

**2005** 2-2  
 8/12 W 23-13 at Cincinnati 55,544  
 8/18 L 27-37 New Orleans 68,756  
 8/26 W 27-3 Green Bay 69,501  
 9/1 L 3-27 N.Y. Giants 68,756

**2006** 2-2  
 8/11 L 23-26 at Atlanta 69,283  
 8/19 W 30-3 Arizona 68,756  
 8/26 W 41-0 Washington 68,756  
 8/31 L 23-31 at N.Y. Giants 76,428

**2007** 2-2  
 8/10 L 10-13 at Tampa Bay 65,130  
 8/17 L 24-27 Tennessee 68,756  
 8/24 W 24-7 at Carolina 72,882  
 8/30 W 27-20 N.Y. Giants 68,756

**2008** 0-4  
 8/7 L 15-16 at Baltimore 68,756  
 8/17 L 10-27 at Tampa Bay 63,365  
 8/22 L 17-27 Philadelphia 68,756  
 8/28 L 14-19 at N.Y. Giants 76,798

**2009** 3-1  
 8/13 W 27-25 at Philadelphia 69,144  
 8/20 L 6-7 Cincinnati 68,756  
 8/28 W 27-24 at Washington 69,384  
 9/3 W 38-27 N.Y. Giants 68,756

**2010** 2-2  
 8/12 W 27-24 New Orleans 68,756  
 8/19 W 28-10 at Atlanta 66,783  
 8/26 L 35-36 St. Louis 68,756  
 9/2 L 17-20 at N.Y. Giants 72,146

**2011** 2-2  
 8/11 W 47-12 Jacksonville 68,756  
 8/18 W 31-14 at Tampa Bay 49,313  
 8/27 L 10-34 at Detroit 58,665  
 9/1 L 17-18 N.Y. Giants 68,756

**2012** 1-3  
 8/9 W 7-6 New Orleans 68,756  
 8/20 L 17-27 Philadelphia 68,756  
 8/24 L 28-30 at Tampa Bay 47,440  
 8/29 L 3-6 at N.Y. Giants 75,530

**2013** 3-1  
 8/9 W 31-22 at Philadelphia 69,144  
 8/16 W 25-21 Tampa Bay 68,756  
 8/22 L 9-40 at Detroit 60,921  
 8/29 W 28-20 N.Y. Giants 68,756



# ALL-TIME SERIES STANDINGS

## ALL-TIME RECORD VS. OPPONENTS

TEAM	OVERALL RECORD (REG. SEASON AND PLAYOFFS)					PA	MEETING	FIRST MEETING	LAST MEETING	PLAYOFFS		
	GP	W	L	T	PCT					GP	W	L
Ariz./Phx./St. L. Cardinals	13	6	7	0	.462	256	242	1970	2012	-	-	-
Atlanta Falcons	13	7	6	0	.538	249	300	1972	2013	-	-	-
Baltimore Ravens	11	8	3	0	.727	288	228	1996	2013	3	1	2
<b>Buffalo Bills</b>	<b>108</b>	<b>66</b>	<b>41</b>	<b>1</b>	<b>.610</b>	<b>2,378</b>	<b>1,983</b>	<b>1960</b>	<b>2013</b>	<b>1</b>	<b>1</b>	<b>0</b>
Carolina Panthers	6	3	3	0	.500	144	116	1995	2013	1	1	0
<b>Chicago Bears</b>	<b>12</b>	<b>8</b>	<b>4</b>	<b>0</b>	<b>.666</b>	<b>247</b>	<b>196</b>	<b>1973</b>	<b>2010</b>	<b>1</b>	<b>0</b>	<b>1</b>
<b>Cincinnati Bengals</b>	<b>23</b>	<b>14</b>	<b>9</b>	<b>0</b>	<b>.609</b>	<b>446</b>	<b>484</b>	<b>1968</b>	<b>2013</b>	-	-	-
Cleveland Browns	23	10	13	0	.435	392	435	1971	2013	1	0	1
Dallas Cowboys	11	4	7	0	.363	216	234	1971	2011	-	-	-
<b>Denver Broncos</b>	<b>48</b>	<b>20</b>	<b>28</b>	<b>0</b>	<b>.417</b>	<b>1,031</b>	<b>1,108</b>	<b>1960</b>	<b>2013</b>	<b>4</b>	<b>1</b>	<b>3</b>
<b>Detroit Lions</b>	<b>10</b>	<b>6</b>	<b>4</b>	<b>0</b>	<b>.600</b>	<b>205</b>	<b>214</b>	<b>1971</b>	<b>2010</b>	-	-	-
<b>Green Bay Packers</b>	<b>10</b>	<b>5</b>	<b>5</b>	<b>0</b>	<b>.500</b>	<b>200</b>	<b>250</b>	<b>1973</b>	<b>2010</b>	<b>1</b>	<b>0</b>	<b>1</b>
Houston Texans	6	5	1	0	.833	207	134	2003	2013	1	1	0
<b>Indianapolis/Balt. Colts</b>	<b>77</b>	<b>48</b>	<b>29</b>	<b>0</b>	<b>.623</b>	<b>1,880</b>	<b>1,459</b>	<b>1970</b>	<b>2013</b>	<b>4</b>	<b>3</b>	<b>1</b>
Jacksonville Jaguars	10	9	1	0	.900	252	156	1996	2012	4	3	1
<b>K.C. Chiefs/Dallas Texans</b>	<b>32</b>	<b>13</b>	<b>16</b>	<b>3</b>	<b>.453</b>	<b>653</b>	<b>755</b>	<b>1960</b>	<b>2011</b>	-	-	-
<b>Miami Dolphins</b>	<b>97</b>	<b>46</b>	<b>51</b>	<b>0</b>	<b>.474</b>	<b>2,030</b>	<b>2,088</b>	<b>1966</b>	<b>2013</b>	<b>3</b>	<b>2</b>	<b>1</b>
<b>Minnesota Vikings</b>	<b>11</b>	<b>7</b>	<b>4</b>	<b>0</b>	<b>.636</b>	<b>230</b>	<b>237</b>	<b>1970</b>	<b>2010</b>	-	-	-
New Orleans Saints	13	9	4	0	.692	300	279	1972	2013	-	-	-
N.Y. Giants	11	5	6	0	.454	193	205	1970	2011	2	0	2
<b>N.Y. Jets/Titans</b>	<b>110</b>	<b>56</b>	<b>53</b>	<b>1</b>	<b>.514</b>	<b>2,506</b>	<b>2,318</b>	<b>1960</b>	<b>2013</b>	<b>3</b>	<b>2</b>	<b>1</b>
<b>Oakland/L.A. Raiders</b>	<b>33</b>	<b>17</b>	<b>15</b>	<b>1</b>	<b>.530</b>	<b>748</b>	<b>808</b>	<b>1960</b>	<b>2011</b>	<b>3</b>	<b>2</b>	<b>1</b>
Philadelphia Eagles	12	6	6	0	.500	265	269	1973	2011	1	1	0
Pittsburgh Steelers	27	12	15	0	.444	591	597	1972	2013	4	3	1
<b>San Diego/L.A. Chargers</b>	<b>39</b>	<b>22</b>	<b>15</b>	<b>2</b>	<b>.590</b>	<b>915</b>	<b>804</b>	<b>1960</b>	<b>2011</b>	<b>3</b>	<b>2</b>	<b>1</b>
San Francisco 49ers	12	4	8	0	.333	232	305	1971	2012	-	-	-
Seattle Seahawks	16	8	8	0	.500	321	295	1977	2012	-	-	-
St. Louis/L.A. Rams	12	7	5	0	.583	268	222	1974	2012	1	1	0
Tampa Bay Buccaneers	8	6	2	0	.750	182	93	1976	2013	-	-	-
Tenn. Titans/Houston Oilers	40	23	16	1	.586	991	807	1969/04	2012	2	1	1
Washington Redskins	9	3	6	0	.333	205	195	1972	2011	-	-	-
<b>Totals</b>	<b>854</b>	<b>463</b>	<b>391</b>	<b>9</b>	<b>.542</b>	<b>19,021</b>	<b>17,816</b>	<b>1960</b>	<b>2013</b>	<b>43</b>	<b>25</b>	<b>18</b>

2014 Opponents in **BOLD**

## PATRIOTS IN PRIME TIME

The Patriots have played in 98 prime-time games (beginning after 7:00 p.m. ET) and have compiled a 54-44 record in those games.

### MONDAY NIGHT (22-23)

ESPN (10-2)

Date	W/L	Score	Opponent
10/30/06	W	31-7	at Minnesota
10/01/07	W	34-13	at Cincinnati
12/03/07	W	27-24	at Baltimore
10/20/08	W	41-7	Denver
09/14/09	W	25-24	Buffalo
11/30/09	L	17-38	at New Orleans
10/04/10	W	41-14	at Miami
12/06/10	W	45-3	N.Y. Jets
09/21/11	W	38-24	at Miami
11/21/11	W	34-3	Kansas City
12/10/12	W	42-14	Houston
11/18/13	L	20-24	at Carolina

ABC (12-21)

Date	W/L	Score	Opponent
11/06/72	L	17-24	Baltimore
12/01/75	L	7-20	at Miami
10/18/76	W	41-7	N.Y. Jets
09/26/77	L	27-30	at Cleveland
09/18/78	L	27-34	Baltimore
12/19/78	L	8-23	at Miami
09/03/79	L	13-16	Pittsburgh
10/01/79	L	14-27	at Green Bay
09/29/80	W	23-14	Denver
11/10/80	L	34-38	at Houston
12/08/80	L	13-16	at Miami
09/21/81	L	35-21	at Miami
12/16/85	L	27-30	at Miami
12/22/86	W	34-27	at Miami
09/21/87	L	24-43	at N.Y. Jets
12/28/87	W	24-10	at Miami
10/23/95	W	27-14	Buffalo
10/06/97	L	18-34	at Denver
10/27/97	L	10-28	Green Bay
12/22/97	W	14-12	at Miami
09/07/98	L	21-27	at Denver
10/19/98	L	14-24	N.Y. Jets
11/23/98	W	26-23	Miami
11/15/99	W	17-24	N.Y. Jets
09/11/00	L	19-20	at N.Y. Jets
12/04/00	W	30-24	Kansas City
09/09/02	W	30-14	Pittsburgh
12/16/02	L	7-24	at Tennessee
11/03/03	W	30-26	at Denver
11/22/04	W	27-19	at Kansas City
12/20/04	L	28-29	at Miami
11/07/05	L	21-40	Indianapolis
12/26/05	W	31-21	at N.Y. Jets

### SUNDAY NIGHT (20-16)

NBC (8-7)

Date	W/L	Score	Opponent
09/24/06	L	7-17	Denver
11/07/06	L	20-27	Indianapolis
09/16/07	W	38-14	San Diego
11/18/07	L	56-10	at Buffalo
11/25/07	L	31-28	Philadelphia
10/12/08	L	10-30	at San Diego
11/02/08	L	15-18	at Indianapolis
11/15/09	L	34-35	at Indianapolis
11/14/10	W	39-26	at Pittsburgh
12/19/10	W	37-16	Green Bay
11/13/11	W	37-16	at N.Y. Jets
09/23/12	L	30-31	at Baltimore
12/16/12	L	34-41	San Francisco
09/29/13	W	30-23	at Atlanta
11/24/13	W (ot)	34-31	Denver

ESPN (9-6)

Date	W/L	Score	Opponent
11/08/87	L	10-17	at N.Y. Giants
11/20/88	W	6-3	at Miami
12/10/89	L	10-31	at Miami
11/10/91	L	20-30	at Miami
11/27/94	W	12-10	at Indianapolis
12/01/96	W	45-7	at San Diego
09/13/98	W	29-6	Indianapolis
09/26/99	W	16-14	N.Y. Giants
12/05/99	W	13-6	Dallas
11/18/01	L	17-24	St. Louis
11/17/02	L	20-27	at Oakland
12/22/02	L	17-30	N.Y. Jets
11/16/03	W	12-0	Dallas
11/14/04	W	29-6	Buffalo
10/30/05	W	21-16	Buffalo

TNT (2-3)

Date	W/L	Score	Opponent
10/04/92	L	21-30	at N.Y. Jets
09/26/93	L	7-45	at N.Y. Jets
10/09/95	L	3-37	Denver
10/27/96	W	25-25	Buffalo
09/14/97	W ot	27-24	N.Y. Jets

ABC (1-0)

Date	W/L	Score	Opponent
09/24/78	W	21-14	at Oakland

### THURSDAY NIGHT (5-3)

NBC (1-0)

Date	W/L	Score	Opponent
11/22/12	W	49-19	at N.Y. Jets

ABC (3-1)

Date	W/L	Score	Opponent
11/29/79	L	24-39	at Miami
09/11/86	W	20-6	at N.Y. Jets
09/09/04	W	27-24	Indianapolis
09/08/05	W	30-20	Oakland

NFL NETWORK (1-1)

Date	W/L	Score	Opponent
11/13/08	L	31-34	N.Y. Jets
09/12/13	W	13-10	N.Y. Jets

TNT (0-1)

Date	W/L	Score	Opponent
10/18/90	L	10-17	at Miami

### SATURDAY NIGHT (2-1)

ESPN (1-1)

Date	W/L	Score	Opponent
12/23/95	L	7-10	at Indianapolis
12/20/03	W	31-16	at N.Y. Jets

NFL NETWORK (1-0)

Date	W/L	Score	Opponent
12/29/07	W	38-35	at N.Y. Giants

### PRIME-TIME PLAYOFF GAMES

All six games played on Saturdays

CBS (5-1)

Date	W/L	Score	Opponent
01/19/02	W ot	16-13	Oakland
01/10/04	W	17-14	Tennessee
01/14/06	L	13-27	at Denver
01/12/08	W	31-20	Jacksonville
01/14/12	W	45-10	Denver
01/11/14	W	43-22	Indianapolis

ABC (1-0)

Date	W/L	Score	Opponent
01/07/06	W	28-3	Jacksonville

# SERIES RESULTS

(includes playoff games)

## ARIZONA CARDINALS

### Cardinals 7, Patriots 6

11/08/70	L	0-31	A
11/02/75	L	17-24	A
09/10/78	W	16-6	A
11/29/81	L	20-27	H
12/02/84	L	10-33	H
11/25/90	L	14-34	A
09/29/91	L	10-24	A
10/10/93	W	23-21	A
09/15/96	W	31-0	H
10/31/99	W	27-3	A
09/19/04	W	23-12	A
12/21/08	W	47-7	H
09/16/12	L	18-20	H

Note: Franchise located in St. Louis from 1960-87, Named Phoenix Cardinals from 1988-94

## ATLANTA FALCONS

### Patriots 7, Falcons 6

09/24/72	W	21-20	H
12/04/77	W	16-10	A
09/14/80	L	21-37	H
10/30/83	L	13-24	A
11/02/86	W	25-17	H
10/15/89	L	15-16	A
11/29/92	L	0-34	A
10/01/95	L	17-30	A
11/08/98	L	10-41	H
11/04/01	W	24-10	A
10/09/05	W	31-28	A
09/27/09	W	26-10	H
09/29/13	W	30-23	A

## BALTIMORE RAVENS

### Patriots 8, Ravens 3

10/06/96	W	46-38	A
01/02/00	W	20-3	H
11/28/04	W	24-3	H
12/03/07	W	27-24	A
10/04/09	W	27-21	H
01/10/10*	L	14-33	H
10/17/10	W	23-20	OT H
01/22/12*	W	23-20	H
09/23/12	L	30-31	A
10/20/13*	L	13-28	H
12/22/13	W	41-7	A

\* = Playoffs

## BUFFALO BILLS

### Patriots 66, Bills 41 (1 Tie)

09/23/60	L	0-13	H
12/04/60	L	14-38	A
09/23/61	W	23-21	A
10/22/61	W	52-21	H
11/03/62	T	28-28	A
11/23/62	W	21-10	H
10/26/63	L	21-28	A
12/01/63	W	17-7	H
12/28/63*	W	26-8	A
11/15/64	W	36-28	H
12/20/64	L	14-24	H
09/11/65	L	7-24	A
11/07/65	L	7-23	H
10/08/66	W	20-10	H
12/04/66	W	14-3	H
09/24/67	W	23-0	A
12/09/67	L	16-44	H
09/08/68	W	16-7	A
10/20/68	W	23-6	H
10/11/69	L	16-23	A
11/23/69	W	35-21	H
11/01/70	L	10-45	H
11/29/70	W	14-10	A
11/14/71	W	38-33	H
11/28/71	L	20-27	A
10/08/72	L	14-38	A
11/19/72	L	24-27	H
09/16/73	L	13-31	H
12/09/73	L	13-37	A
10/20/74	L	28-30	A
11/03/74	L	28-29	H
11/23/75	L	31-45	A

12/14/75	L	14-34	H
10/24/76	W	26-22	A
11/07/76	W	20-10	H
11/06/77	L	14-24	H
11/20/77	W	20-7	A
11/05/78	W	14-10	A
12/10/78	W	26-24	H
11/04/79	W	26-6	A
11/25/79	L	13-16	OT A
10/26/80	L	13-31	A
12/14/80	W	24-2	H
11/22/81	L	17-20	A
12/13/81	L	10-19	H
01/02/83	W	30-19	H
10/23/83	W	31-0	A
11/06/83	W	21-7	H
09/02/84	W	21-17	A
11/11/84	W	38-10	H
09/22/85	W	17-14	A
10/13/85	W	14-3	H
10/26/86	W	23-3	A
11/23/86	W	22-19	H
10/11/87	W	14-7	H
12/20/87	W	13-7	A
09/18/88	L	14-16	H
10/23/88	L	20-23	A
10/01/89	L	10-31	A
11/19/89	W	33-24	H
10/28/90	L	10-27	H
11/18/90	L	0-14	A
11/03/91	L	17-22	A
11/24/91	W	16-13	H
09/27/92	L	7-41	H
11/01/92	L	7-16	A
09/05/93	L	14-38	H
11/07/93	L	10-13	OT H
09/11/94	L	35-38	H
12/18/94	W	41-17	A
10/23/95	W	27-14	H
11/26/95	W	35-25	A
09/08/96	L	10-17	A
10/27/96	W	28-25	H
10/12/97	W	33-6	H
11/09/97	W	31-10	A
11/15/98	L	10-13	A
11/29/98	W	25-21	H
11/28/99	L	7-17	A
12/26/99	L	10-13	OT H
11/05/00	L	13-16	OT H
12/17/00	W	13-10	OT A
11/11/01	W	21-11	H
12/16/01	W	12-9	OT A
11/03/02	W	38-7	A
12/08/02	W	27-17	H
09/07/03	L	0-31	A
12/27/03	W	31-0	H
10/03/04	W	31-17	A
11/14/04	W	29-6	H
10/30/05	W	21-16	H
12/11/05	W	35-7	A
09/10/06	W	19-17	H
10/22/06	W	28-6	A
09/23/07	W	38-7	H
11/18/07	W	56-10	A
11/09/08	W	20-10	H
12/28/08	W	13-0	A
09/14/09	W	25-24	H
12/20/09	W	17-10	A
09/26/10	W	38-30	H
12/26/10	W	34-3	A
09/25/11	L	31-34	A
01/01/12	W	49-21	H
09/30/12	W	52-28	A
11/11/12	W	37-31	H
09/08/13	W	23-21	A
12/29/13	W	34-20	H

\* = Playoffs

## CAROLINA PANTHERS

### Patriots 3, Panthers 3

10/29/95	L	17-20	OT H
01/06/02	W	38-6	A
02/01/04*	W	32-29	N

09/18/05	L	17-27	A
12/13/09	W	20-10	H
11/18/13	L	20-24	A

\* = Super Bowl XXXVIII

## CHICAGO BEARS

### Patriots 8, Bears 4

10/21/73	W	13-10	A
10/14/79	W	27-7	A
12/05/82	L	13-26	A
09/15/85	L	7-20	A
01/26/86*	L	10-46	N
10/30/88	W	30-7	H
12/24/94	W	13-3	A
09/21/97	W	31-3	H
12/10/00	L	17-24	A
11/10/02	W	33-30	A
11/26/06	W	17-13	H
12/12/10	W	36-7	A

Note: The game on Nov. 10, 2002 was played in Champaign, Ill.

\* = Super Bowl XXX

## CINCINNATI BENGALS

### Patriots 14, Bengals 9

12/01/68	W	33-14	H
11/16/69	W	25-14	A
12/20/70	L	7-45	A
09/17/72	L	7-41	H
10/12/75	L	10-27	A
10/15/78	W	10-3	A
09/16/79	W	20-14	A
10/14/84	W	20-14	H
12/22/85	W	34-23	H
12/07/86	L	7-31	H
10/16/88	W	27-21	H
09/23/90	L	7-41	A
12/22/91	L	7-29	A
12/20/92	L	10-20	A
12/12/93	W	7-2	H
09/18/94	W	31-28	A
11/19/00	W	16-13	H
09/09/01	L	17-23	A
12/12/04	W	35-28	H
10/01/06	W	38-13	A
10/01/07	W	34-13	A
09/12/10	W	38-24	H
10/06/13	L	6-13	A

## CLEVELAND BROWNS

### Browns 13, Patriots 10

11/21/71	L	7-27	A
11/10/74	L	14-21	H
09/26/77	L	27-30	OT A
09/07/80	W	34-17	H
11/21/82	L	7-10	A
11/20/83	L	0-30	H
10/07/84	W	17-16	A
10/06/85	L	20-24	A
10/04/87	L	10-20	H
09/08/91	L	0-20	H
10/25/92	L	17-19	H
12/19/93	W	20-17	A
11/06/94	L	6-13	A
01/01/95*	L	13-20	A
09/03/95	W	17-14	H
10/03/99	W	19-7	A
11/12/00	L	11-19	A
12/09/01	W	27-16	H
10/26/03	W	9-3	H
12/05/04	W	42-15	A
10/07/07	W	34-17	H
11/07/10	L	14-34	A
12/08/13	W	27-26	H

\* = Playoffs

## DALLAS COWBOYS

### Cowboys 7, Patriots 4

10/24/71	L	21-44	A
11/16/75	L	31-34	H
12/03/78	L	10-17	A
09/21/81	L	21-35	H
11/22/84**	L	17-20	A

# SERIES RESULTS

11/15/87	L	17-23	OT	H
12/15/86	L	6-12		A
12/05/89	W	13-6		H
11/16/03	W	12-0		H
10/14/07	W	48-27		A
10/16/11	W	20-16		H

\*\* = Thanksgiving

## DENVER BRONCOS

### Broncos 28, Patriots 20

09/09/60	L	10-13		H
10/23/60	L	24-31		A
09/16/61	W	45-17		H
12/03/61	W	28-24		A
09/21/62	W	41-16		H
11/11/62	W	33-29		A
09/29/63	L	10-14		A
10/18/63	W	40-21		H
10/04/64	W	39-10		A
11/20/64	W	12-7		H
09/24/65	L	10-27		H
12/12/65	W	28-20		A
09/18/66	W	24-10		A
11/06/66	L	10-17		H
09/03/67	L	21-26		A
09/29/68	W	20-17		A
11/03/68	L	14-35		H
09/14/69	L	7-35		A
12/17/72	L	21-45		A
11/28/76	W	38-14		H
11/11/79	L	10-45		A
09/29/80	W	23-14		H
11/04/84	L	19-26		A
09/28/86	L	20-27		A
01/04/87*	L	17-22		A
12/06/87	L	20-31		A
12/17/88	L	10-21		A
10/27/91	L	6-9		H
12/01/91	L	3-20		A
10/08/95	L	3-37		H
11/17/96	L	8-34		H
10/06/97	L	13-34		A
09/07/98	L	21-27		A
10/24/99	W	24-23		H
10/01/00	W	28-19		A
10/28/01	L	20-31		A
10/27/02	L	16-24		H
11/03/03	W	30-26		A
10/16/05	L	20-28		A
01/14/06*	L	13-27		A
09/24/06	L	7-17		H
10/20/08	W	41-7		H
10/11/09	L	17-20	OT	A
12/18/11	W	41-23		A
01/14/12*	W	45-10		H
10/07/12	W	31-21		H
11/24/13	W	34-31	OT	H
01/19/14*	L	16-26		A

\* = Playoffs

## DETROIT LIONS

### Patriots 6, Lions 4

09/26/71	L	7-34		H
10/10/76	L	10-30		A
10/07/79	W	24-17		H
12/08/85	W	23-6		H
09/12/93	L	16-19	OT	H
09/25/94	W	23-17		A
11/23/00	L	9-34		A
11/28/02**	W	20-12		A
12/03/06	W	28-21		H
11/25/10**	W	45-24		A

\*\* = Thanksgiving

## GREEN BAY PACKERS

### Patriots 5, Packers 5

11/18/73	W	33-24		H
10/01/79	L	14-27		H
09/08/85	W	26-20		H
10/09/88	L	3-45		A
10/02/94	W	17-16		H
01/26/97*	L	21-35		N
10/27/97	L	10-28		H
10/13/02	L	10-28		H

11/19/06	W	35-0		A
12/19/10	W	31-27		H

Note: 1988 game was played in Milwaukee  
\* = Super Bowl XXXI

## HOUSTON TEXANS

### Patriots 5, Texans 1

11/23/03	W	23-20	OT	A
12/17/06	W	40-7		H
01/03/10	L	27-34		A
12/10/12	W	42-14		H
01/13/13*	W	41-28		H
12/01/13	W	34-31		A

\* = Playoffs

## INDIANAPOLIS COLTS

### Patriots 48, Colts 29

10/04/70	L	6-14		H
10/25/70	L	3-27		A
10/03/71	L	3-23		H
12/19/71	W	21-17		H
11/06/72	L	17-24		H
11/26/72	L	0-31		A
10/07/73	W	24-16		H
12/16/73	L	13-18		A
10/06/74	W	42-3		H
11/24/74	W	27-17		A
10/19/75	W	21-10		H
12/21/75	L	21-34		A
09/12/76	L	13-27		H
11/14/76	W	21-14		A
10/23/77	W	17-3		H
12/18/77	L	24-30		A
09/18/78	L	27-34		H
11/26/78	W	35-14		A
10/10/79	L	26-31		A
11/18/79	W	50-21		H
10/19/80	W	37-21		A
11/23/80	W	47-21		H
09/06/81	L	28-29		H
12/20/81	L	21-23		A
09/12/82	W	24-13		A
09/04/83	L	29-29	OT	H
10/09/83	L	7-12		A
11/18/84	W	50-17		H
12/16/84	W	16-10		H
11/10/85	W	34-15		H
12/01/85	W	38-31		A
09/07/86	W	33-3		H
11/09/86	W	30-21		A
10/25/87	L	16-30		A
11/22/87	W	24-0		H
10/02/88	W	21-17		H
10/29/89	W	23-20	OT	A
11/27/88	L	21-24		A
12/03/89	W	22-16		H
09/16/90	W	16-14		A
11/11/90	L	10-13		H
09/01/91	W	16-7		A
12/08/91	W	23-17	OT	H
11/15/92	W	37-34	OT	A
12/06/92	L	0-6		H
10/31/93	L	6-9		A
12/26/93	W	38-0		H
11/27/94	W	12-10		A
12/11/94	W	28-13		H
11/19/95	L	10-24		H
12/23/95	L	7-10		A
10/20/96	W	27-9		A
11/24/96	W	27-13		H
09/07/97	W	31-6		A
11/30/97	W	20-17		H
09/13/98	W	29-6		H
11/01/98	W	21-16		A
09/19/99	W	31-28		H
12/12/99	L	15-20		A
10/08/00	W	24-16		H
10/22/00	L	23-30		A
09/30/01	W	44-13		H
10/21/01	W	38-17		A
11/30/03	W	38-34		A
01/18/04*	W	24-14		H
09/09/04	W	27-24		H
01/16/05*	W	20-3		H

11/07/05	L	21-40		H
11/05/06	L	20-27		H
01/21/07*	L	34-38		A
11/04/07	W	24-20		A
11/02/08	L	15-18		A
11/15/09	L	34-35		A
11/21/10	W	31-28		H
12/04/11	W	31-24		H
11/18/12	W	59-24		H
01/11/14*	W	43-22		H

Note: Franchise located in Baltimore from 1947-83

\* = Playoffs

## JACKSONVILLE JAGUARS

### Patriots 9, Jaguars 1

09/22/96	W	28-25	OT	H
01/12/97*	W	20-6		H
12/07/97	W	26-20		A
01/03/99*	L	10-25		A
12/14/03	W	27-13		H
01/07/06*	W	28-3		H
12/24/06	W	24-21		A
01/12/08*	W	31-20		H
12/27/09	W	35-7		H
12/23/12	W	23-16		A

\* = Playoffs

## KANSAS CITY CHIEFS

### Chiefs 16, Patriots 13 (3 Ties)

11/18/60	W	42-14		H
12/11/60	L	0-34		A
10/29/61	W	18-17		A
11/03/61	W	28-21		H
09/08/62	L	28-42		A
10/12/62	L	7-27		H
11/17/63	T	24-24		H
12/14/63	L	3-35		A
10/23/64	W	24-7		H
12/06/64	W	31-24		A
10/03/65	L	17-27		A
11/21/65	T	10-10		H
09/25/66	L	24-43		H
11/20/66	T	27-27		A
11/12/67	L	10-33		H
11/17/68	L	17-31		A
09/21/69	L	0-31		H
10/11/70	L	10-23		A
09/23/73	L	7-10		H
09/18/77	W	21-17		H
10/04/81	W	33-17		H
12/02/90	L	7-37		H
12/13/92	L	20-27		A
10/15/95	L	26-31		A
10/11/98	W	40-10		H
10/10/99	L	14-16		A
12/04/00	W	30-24		H
09/22/02	W	41-38	OT	H
11/22/04	W	27-19		A
11/27/05	L	16-26		A
09/07/08	W	17-10		H
11/21/11	W	34-3		H

Note: Franchise located in Dallas (as Dallas Texans) from 1960-62

## MIAMI DOLPHINS

### Dolphins 51, Patriots 46

11/27/66	W	20-14		A
10/15/67	W	41-10		H
12/17/67	L	32-41		A
11/24/68	L	10-34		H
12/08/68	L	7-38		A
11/09/69	L	16-17		H
11/30/69	W	38-23		A
09/20/70	W	27-14		H
12/06/70	L	20-37		A
10/17/71	L	3-41		A
12/05/71	W	34-13		H
11/12/72	L	0-52		A
12/03/72	L	21-37		H
09/30/73	L	23-44		A
10/28/73	L	14-30		H
09/15/74	W	34-24		H
12/15/74	L	27-34		A
09/28/75	L	14-22		H

# SERIES RESULTS

12/01/75	L	7-20	A
09/19/76	W	30-14	H
10/31/76	L	3-10	A
11/13/77	L	5-17	A
12/11/77	W	14-10	H
10/22/78	W	33-24	H
12/18/78	L	9-23	A
10/21/79	W	28-13	H
11/29/79	L	24-39	A
10/12/80	W	34-0	H
12/08/80	L	13-16	OT
11/08/81	L	27-30	OT
12/06/81	L	14-24	A
12/12/82	W	3-0	H
01/08/83*	L	13-28	A
09/11/83	L	24-34	A
11/13/83	W	17-6	H
09/09/84	L	7-28	A
10/21/84	L	24-44	H
11/03/85	W	17-13	H
12/16/85	L	27-30	A
01/12/86*	W	31-14	A
10/05/86	W	34-7	H
12/22/86	W	34-27	A
09/13/87	W	28-21	H
12/28/87	W	24-10	A
11/06/88	W	21-10	H
11/20/88	W	6-3	A
09/17/89	L	10-24	H
12/10/89	L	10-31	A
09/09/90	L	24-27	H
10/18/90	L	10-17	A
10/06/91	L	10-20	H
11/10/91	L	20-30	A
10/18/92	L	17-38	A
12/27/92	L	13-16	OT
11/21/93	L	13-17	A
01/02/94	W	33-27	OT
09/04/94	L	35-39	A
10/30/94	L	3-23	H
09/10/95	L	3-20	A
11/12/95	W	34-17	A
09/01/96	L	10-24	A
11/03/96	W	42-23	H
11/23/97	W	27-24	H
12/22/97	W	14-12	A
12/28/97*	W	17-3	H
10/25/98	L	9-12	OT
11/23/98	W	26-23	H
10/17/99	L	30-31	H
11/21/99	L	17-27	A
09/24/00	L	3-10	A
12/24/00	L	24-27	H
10/07/01	L	10-30	A
12/22/01	W	20-13	H
10/06/02	L	13-26	A
12/29/02	W	27-24	OT
10/19/03	W	19-13	OT
12/07/03	W	12-0	H
10/10/04	W	24-10	H
12/20/04	L	28-29	A
11/13/05	W	23-16	A
01/01/06	L	26-28	H
10/08/06	W	20-10	H
12/10/06	L	0-21	A
10/21/07	W	49-28	A
12/23/07	W	28-7	H
09/21/08	L	13-38	H
11/23/08	W	48-28	A
11/08/09	W	27-17	H
12/06/09	L	21-22	A
10/04/10	W	41-14	A
01/02/11	W	38-7	H
09/12/11	W	38-24	A
12/24/11	W	27-24	H
12/02/12	W	23-16	A
12/30/12	W	28-0	H
10/27/13	W	27-17	H
12/15/13	L	20-24	A

Notes: Game on 11/30/69 played in Tampa.  
\* = Playoffs

MINNESOTA VIKINGS			
Patriots 7, Vikings 4			
12/13/70	L	14-35	H
10/27/74	W	17-14	A
12/16/79	W	27-23	H
09/11/88	L	6-36	A
10/20/91	W	26-23	OT
11/13/94	W	26-20	OT
11/02/97	L	18-23	A
09/17/00	L	13-21	H
11/24/02	W	24-17	H
10/30/06	W	31-7	A
10/31/10	W	28-18	H

NEW ORLEANS SAINTS			
Patriots 9, Saints 4			
12/10/72	W	17-10	A
12/05/76	W	27-6	H
12/21/80	W	38-27	A
12/04/83	W	7-0	H
11/30/86	W	21-20	A
11/12/89	L	24-28	H
11/08/92	L	14-31	H
12/03/95	L	17-31	H
10/04/98	W	30-27	A
11/25/01	W	34-17	H
11/20/05	W	24-17	H
11/30/09	L	17-38	A
10/13/13	W	30-27	H

NEW YORK GIANTS			
Giants 6, Patriots 5			
10/18/70	L	0-16	H
09/22/74	W	28-20	A
11/08/87	L	10-17	A
12/30/90	L	10-13	H
12/21/96	W	23-22	A
09/26/99	W	16-14	H
10/12/03	W	17-6	H
12/29/07	W	38-35	A
02/03/08*	L	14-17	N
11/06/11	L	20-24	H
02/05/12**	L	17-21	N

\* = Super Bowl XLII  
\*\* = Super Bowl XLVII

NEW YORK JETS			
Patriots 56, Jets 53 (1 Tie)			
09/16/60	W	28-24	A
11/11/60	W	38-21	H
09/09/61	L	20-21	H
10/01/61	L	30-37	A
10/06/62	W	43-14	A
11/30/62	W	24-17	H
09/08/63	W	38-14	H
10/05/63	L	24-31	A
09/27/64	W	26-10	H
10/31/64	L	14-35	A
11/14/65	L	20-30	H
11/28/65	W	27-23	A
10/02/66	T	24-24	A
12/17/66	L	28-38	A
10/29/67	L	23-30	A
11/19/67	L	24-29	H
09/22/68	L	31-47	H
10/27/68	L	14-48	A
10/05/69	L	14-23	H
10/26/69	L	17-23	A
09/27/70	L	21-31	H
11/22/70	L	3-17	A
10/10/71	W	20-0	H
12/12/71	L	6-13	A
10/15/72	L	13-41	H
10/29/72	L	10-34	A
10/14/73	L	7-9	H
11/11/73	L	13-33	A
10/13/74	W	24-0	A
11/17/74	L	16-21	H
10/05/75	L	7-36	A
12/07/75	L	28-30	H
10/18/76	W	41-7	H
11/21/76	W	38-24	A
10/02/77	L	27-30	A
10/30/77	W	24-13	H

10/29/78	W	55-21	H
11/19/78	W	19-17	A
09/09/79	W	56-3	H
12/09/79	L	26-27	A
10/05/80	W	21-11	A
11/02/80	W	34-21	H
10/11/81	L	24-28	A
11/15/81	L	6-17	H
09/19/82	L	7-31	H
09/18/83	W	23-13	H
11/27/83	L	3-26	A
09/30/84	W	28-21	A
10/28/84	W	30-20	H
10/20/85	W	20-13	H
11/24/85	L	13-16	OT
12/28/85*	W	26-14	A
09/11/86	W	20-6	A
10/12/86	L	24-31	H
09/21/87	L	24-43	A
12/13/87	W	42-20	H
09/04/88	W	28-3	H
11/13/88	W	14-13	A
09/10/89	W	27-24	A
11/05/89	L	16-27	H
09/30/90	L	13-37	H
12/23/90	L	7-42	A
11/17/91	L	21-28	H
12/15/91	W	6-3	A
10/04/92	L	21-30	A
11/22/92	W	24-3	H
09/26/93	L	7-45	A
11/28/93	L	0-6	H
10/16/94	L	17-24	A
12/04/94	W	24-13	H
11/05/95	W	20-7	A
12/10/95	W	31-28	H
11/10/96	W	31-27	A
12/08/96	W	34-10	H
09/14/97	W	27-24	OT
10/19/97	L	19-24	A
10/19/98	L	14-24	A
12/27/98	L	10-31	A
09/12/99	W	30-28	A
11/15/99	L	17-24	H
09/11/00	L	19-20	A
10/15/00	L	17-34	H
09/23/01	L	3-10	H
12/02/01	W	17-16	A
09/15/02	W	44-7	A
12/22/02	L	17-30	H
09/21/03	W	23-16	H
12/20/03	W	21-16	A
10/24/04	W	13-7	H
12/26/04	W	23-7	A
12/04/05	W	16-3	H
12/26/05	W	31-21	A
09/17/06	W	24-17	H
11/12/06	L	14-17	A
01/07/07*	W	37-16	H
09/09/07	W	38-14	A
12/16/07	W	20-10	H
09/14/08	W	19-10	A
11/13/08	L	31-34	OT
09/20/09	L	9-16	A
11/22/09	W	31-14	H
09/19/10	L	14-28	A
12/06/10	W	45-3	H
01/16/11*	L	21-28	H
10/09/11	W	30-21	H
11/13/11	W	37-16	A
10/21/12	W	29-26	OT
11/22/12**	W	49-19	A
09/12/13	W	13-10	H
10/20/13	L	27-30	OT

Notes: Franchise known as N.Y. Titans from 1960-62. Games on 9/8/63 at B.C. Alumni Stadium; 9/22/68 at Legion Field in Birmingham, Ala.  
\* = Playoffs  
\*\* = Thanksgiving

OAKLAND RAIDERS			
Patriots 17, Raiders 15 (1 Tie)			
10/16/60	L	14-27	A

RESULTS



# SERIES RESULTS

11/04/60	W	34-28	H
11/17/61	W	20-17	H
12/09/61	W	35-21	A
10/26/62	W	26-16	H
12/16/62	L	0-20	A
09/22/63	W	20-14	A
10/11/63	W	20-14	A
09/13/64	W	17-14	A
10/16/64	T	43-43	H
10/08/65	L	10-24	H
10/24/65	L	21-30	A
10/30/66	W	24-21	H
09/17/67	L	7-35	A
10/22/67	L	14-48	H
10/06/68	L	10-41	A
09/28/69	L	23-38	H
09/19/71	W	20-6	H
12/01/74	L	26-41	A
10/03/76	W	48-17	H
12/18/76*	L	21-24	A
09/24/78	W	21-14	A
11/01/81	L	17-27	A
09/29/85	L	20-35	H
01/05/86*	W	27-20	A
11/01/87	W	26-23	H
11/26/89	L	21-24	A
10/09/94	L	17-21	H
01/19/02*	W	16-13	OT H
11/17/02	L	20-27	A
09/08/05	W	30-20	H
12/14/08	W	49-26	A
10/02/11	W	31-19	A

**Notes:** Franchise located in Los Angeles from 1982-94. The games on Oct. 16, 1960 and Dec. 9, 1961 were played in San Francisco.  
\* = Playoffs

## PHILADELPHIA EAGLES

<b>Patriots 6, Eagles 6</b>			
11/04/73	L	23-24	A
11/27/77	W	14-6	H
10/08/78	W	24-14	H
09/13/81	L	3-13	A
12/09/84	L	17-27	A
11/29/87	L	31-34	OT H
11/04/90	L	20-48	A
12/19/99	L	9-24	A
09/14/03	W	31-10	A
02/06/05*	W	24-21	N
11/25/07	W	31-28	H
11/27/11	W	38-20	A

\*=Super Bowl XXXIX

## PITTSBURGH STEELERS

<b>Steelers 15, Patriots 12</b>			
10/22/72	L	3-33	A
12/08/74	L	17-21	H
09/26/76	W	30-27	A
09/03/79	L	13-16	H
09/27/81	L	21-27	OT A
12/26/82	L	14-37	A
09/25/83	W	28-23	A
10/19/86	W	34-0	A
12/17/89	L	10-28	H
12/09/90	L	3-24	A
09/15/91	L	6-20	A
12/05/93	L	14-17	A
12/16/95	L	27-41	A
01/05/97*	W	28-3	H
12/13/97	L	21-24	OT H
01/03/98*	L	6-7	A
12/06/98	W	23-9	A
01/27/02*	W	24-17	A
09/09/02	W	30-14	H
10/31/04	L	20-34	A
01/23/05*	W	41-27	A
09/25/05	W	23-20	A
12/09/07	W	34-13	H
11/30/08	L	10-33	H
11/14/10	W	39-26	A
10/30/11	L	17-25	A
11/03/13	W	55-31	H

\* = Playoffs

## SAN DIEGO CHARGERS

<b>Patriots 22, Chargers 15 (2 Ties)</b>			
10/08/60	W	35-0	A
10/28/60	L	16-45	H
10/07/61	L	27-38	H
12/17/61	W	41-0	A
10/19/62	W	24-20	H
12/09/62	W	20-14	A
09/14/63	L	13-17	A
11/10/63	L	6-7	H
01/05/64*	L	10-51	A
09/20/64	W	33-28	A
10/09/64	L	17-26	H
10/17/65	T	13-13	H
10/31/65	W	22-6	A
09/10/66	L	0-24	A
10/23/66	W	35-17	H
09/09/67	L	14-28	A
10/08/67	T	31-31	A
11/10/68	L	17-27	H
10/19/69	L	10-13	H
12/07/69	L	18-28	A
11/15/70	L	14-16	H
12/02/73	W	30-14	H
11/09/75	W	33-19	A
10/16/77	W	24-20	A
10/01/78	W	28-23	H
09/23/79	W	27-21	H
10/16/83	W	37-21	H
11/20/94	W	23-17	H
12/01/96	W	45-7	A
08/31/97	W	41-7	H
10/14/01	W	29-26	OT H
09/29/02	L	14-21	A
10/02/05	L	17-41	H
01/14/07*	W	24-21	A
09/16/07	W	38-14	H
01/20/08*	W	21-12	H
10/12/08	L	10-30	A
10/24/10	W	23-20	A
09/18/11	W	35-21	H

**Notes:** Franchise located in Los Angeles from 1960  
\* = Playoffs

## SAN FRANCISCO 49ERS

<b>49ers 8, Patriots 4</b>			
10/31/71	L	10-27	A
10/26/75	W	24-16	H
11/30/80	L	17-21	A
10/02/83	L	13-33	H
12/14/86	L	24-29	H
10/22/89	L	20-37	A
10/11/92	L	12-24	H
09/17/95	L	3-28	A
12/20/98	W	24-21	H
01/02/05	W	21-7	H
10/05/08	W	30-21	A
12/16/12	L	34-41	H

**Notes:** The game on Oct. 22, 1989 was played in Palo Alto, Calif.

## SEATTLE SEAHAWKS

<b>Patriots 8, Seahawks 8</b>			
10/09/77	W	31-0	H
09/21/80	W	37-31	A
12/19/82	W	16-0	A
12/18/83	L	6-24	A
09/16/84	W	38-23	H
11/17/85	W	20-13	H
09/21/86	L	31-38	H
12/04/88	W	13-7	H
09/24/89	L	3-24	H
10/07/90	L	20-33	H
09/20/92	L	6-10	H
09/19/93	L	14-17	H
10/24/93	L	9-10	A
10/17/04	W	30-20	H
12/07/08	W	24-21	A
10/14/12	L	23-24	A

## ST. LOUIS RAMS

<b>Patriots 7, Rams 5</b>			
09/29/74	W	20-14	H
11/16/80	L	14-17	H

12/11/83	W	21-7	A
11/16/86	W	30-28	A
12/24/89	L	20-24	H
09/13/92	L	0-14	A
12/13/98	L	18-32	A
11/18/01	L	17-24	H
02/03/02*	W	20-17	N
11/07/04	W	40-22	A
10/26/08	W	23-16	H
10/28/12^	W	45-7	A

**Note:** Franchise located in Los Angeles from 1946-94  
^ = Super Bowl XXXVI  
^ = played in London

## TAMPA BAY BUCCANEERS

<b>Patriots 6, Buccaneers 2</b>			
12/12/76	W	31-14	A
10/27/85	W	32-14	A
12/11/88	W	10-7	OT H
11/16/97	L	7-27	A
09/03/00	L	16-21	H
12/17/05	W	28-0	H
10/25/09*	W	35-7	A
09/22/13	W	23-3	H

\* = played in London

## TENNESSEE TITANS

<b>Patriots 23, Titans 16 (1 Tie)</b>			
11/25/60	L	10-24	H
12/18/60	L	21-37	A
10/13/61	T	31-31	H
11/12/61	L	15-27	A
09/16/62	W	34-21	H
11/18/62	L	17-21	A
11/01/63	W	45-3	H
12/08/63	W	46-28	A
11/06/64	W	25-24	H
11/29/64	W	34-17	A
09/19/65	L	10-31	A
12/18/65	W	42-14	H
11/13/66	W	27-21	H
12/11/66	W	38-14	A
11/05/67	W	18-7	A
11/26/67	L	6-27	A
10/13/68	L	0-16	H
12/15/68	L	17-45	A
11/02/69	W	24-0	H
12/14/69	L	23-27	A
11/07/71	W	28-20	H
11/25/73	W	32-0	A
09/21/75	L	0-7	H
11/12/78	L	23-26	H
12/31/78*	W	14-31	H
11/10/80	L	34-38	A
10/18/81	W	38-10	H
11/28/82	W	29-21	H
10/18/87	W	21-7	A
09/25/88	L	6-31	A
10/08/89	W	23-13	H
09/22/91	W	24-20	H
10/17/93	L	14-28	H
09/20/98	W	27-16	H
12/16/02	L	7-24	A
10/05/03	W	38-30	H
01/10/04*	W	17-14	H
12/31/06	W	40-23	A
10/18/09	W	59-0	H
09/09/12	W	34-13	A

**Notes:** Franchise located in Houston from 1960-96, Named Tennessee Oilers from 1997-98.  
\* = Playoffs

## WASHINGTON REDSKINS

<b>Redskins 6, Patriots 3</b>			
10/01/72	W	24-23	H
09/03/78	L	14-16	H
10/25/81	L	22-24	A
09/23/84	L	10-26	H
12/15/90	L	10-25	H
10/13/96	L	22-27	H
09/28/03	L	17-20	H
10/28/07	W	52-7	H
12/11/11	W	34-27	A



# PATRIOTS OVERTIME GAMES

The Patriots are 20-21 all-time in regular-season overtime games during their 54-year history. New England set an NFL record with an eight-game overtime winning streak (including playoffs) from 2000-03. The Patriots are 16-18 when the game is decided by a field goal and 4-3 when a touchdown is the deciding factor. Below is a brief description of each overtime game.

**09/26/77 ... at Cleveland 30, Patriots 27** ..... L  
John Smith sent the game into overtime with a 28-yard field goal with no time remaining in regulation. Cleveland's Don Cockroft capped a 10-play, 53-yard drive with a 35-yard game winning field goal after 4:45 of overtime.

**09/03/79 ... Pittsburgh 16, at Patriots 13** ..... L  
Pittsburgh's Matt Bahr drilled a 41-yard field goal to give the Steelers the victory at the 5:10 mark in overtime. The clutch field goal came on Bahr's first professional career attempt.

**11/25/79 ... Buffalo 16, at Patriots 13** ..... L  
Buffalo's Nick Mike-Mayer kicked a 29-yard field goal 4:45 into overtime to give the Bills the victory.

**12/08/80 ... at Miami 16, Patriots 13** ..... L  
Uwe von Schamann kicked his third field goal of the day, a 23-yard game-winner, which gave Miami the three-point victory, 3:20 into overtime.

**09/27/81 ... at Pittsburgh 27, Patriots 21** ..... L  
The Patriots scored two touchdowns in the fourth quarter to recover from a 21-7 deficit. Unfortunately, Terry Bradshaw hit Lynn Swann with a 24-yard touchdown pass 3:19 into overtime to thwart the Patriots hopes for victory.

**11/08/81 ... Miami 30, at Patriots 27** ..... L  
Patriot John Smith nailed a 34-yard field goal with 10 seconds remaining in regulation that sent the game into overtime. The Dolphins' Uwe von Schamann kicked a 30-yard field goal, 7:09 into the extra quarter, that gave Miami the victory.

**09/04/83 ... Balt. Colts 29, at Patriots 23** ..... L  
The Colts' Raul Allegre kicked a 33-yard field goal as time expired in the fourth quarter to send the game into overtime. On the first play of overtime, Baltimore's LB Johnnie Cooks picked up a Tony Collins fumble and rumbled 52 yards for the game-winning score.

**11/24/85 ... at N.Y. Jets 16, Patriots 13** ..... L  
New England's Tony Franklin sent the game into overtime with a 28-yard field goal with 16 seconds remaining in regulation. In the extra session, the Jets' Pat Leahy kicked a 32-yard field goal to give the Jets a 16-13 win.

**11/15/87 ... Dallas 23, at Patriots 17** ..... L  
The Cowboys' Roger Ruzeck's 20-yard field goal with 28 seconds remaining in regulation tied the game at 17. In overtime, Dallas running back Herschel Walker trotted 60 yards for the game-winning touchdown.

**11/29/87 ... Philadelphia 34, at Patriots 31** ..... L  
The Patriots scored the final 21 points of regulation to send the game into overtime tied at 31. After 12:16 elapsed in overtime, the Eagles' Paul McFadden connected from 38 yards, on his second field goal attempt in overtime.

**12/11/88 ... at Patriots 10, Tampa Bay 7** ..... W  
The Patriots were victorious in overtime for the first time in franchise history, snapping their 10-game overtime losing streak. Jason Staurovsky kicked a 27-yard field goal, 3:08 into overtime, for the win.

**10/29/89 ... Patriots 23, at Indianapolis 20** ..... W  
New England's Greg Davis kicked a 51-yard field goal, 9:57 into overtime, for the 23-20 victory. The Colts' Dean Biasucci sent the game into overtime when he kicked a 39-yard field goal with 51 seconds remaining in regulation.

**10/20/91 ... at Patriots 26, Minnesota 23** ..... W  
With no time remaining in overtime, New England's Jason Staurovsky nailed a 42-yard field goal that gave the Patriots a 26-23 victory. The field goal attempt was Staurovsky's second in overtime.

**12/08/91 ... at Patriots 23, Indianapolis 17** ..... W  
The Patriots scored the game's final 20 points and won their fourth consecutive overtime game. Hugh Millen connected with Ben Coates for a 2-yard touchdown with seven seconds remaining in regulation and then repeated the feat in overtime when he hit Michael Timpson for the 45-yard game-winning touchdown.

**11/15/92 ... Patriots 37, at Indianapolis 34** ..... W  
The Patriots' Charlie Baumann scored the final six points, including the game-winning 18-yard field goal, 11:35 into the extra session. The win snapped the Patriots' nine-game losing streak during the 1992 season. Baumann's 44-yard field goal with two seconds remaining in regulation sent the game into overtime.

**12/27/92 ... Miami 16, at Patriots 13** ..... L  
The Dolphins were able to clinch the AFC East crown and a bye in the first round of the playoffs, after they scored the game's final 13 points to win 16-13. Pete Stoyanovich's 35-yard field goal, 6:43 into overtime, propelled the Dolphins to victory.

**09/12/93 ... Detroit 19, at Patriots 16** ..... L  
Detroit's Jason Hanson kicked a 38-yard field goal, his fourth of the day, 11:04 into overtime to lift the Lions to victory. Drew Bledsoe threw a 2-yard touchdown pass to Vincent Brisby with two seconds remaining in regulation which sent the game into overtime.

**11/07/93 ... Buffalo 13, at Patriots 10** ..... L  
Buffalo's Steve Christie kicked a 27-yard field goal with 14 seconds remaining in regulation to send the contest into overtime. Each team had two opportunities to score in the extra session, and Christie kicked the game winning 32-yard field goal on Buffalo's second chance.

**01/02/94 ... at Patriots 33, Miami 27** ..... W  
Drew Bledsoe connected with Michael Timpson for the 36-yard game winning touchdown to cap one of the greatest endings in Patriots history. The lead changed four times in the fourth quarter as the two teams combined for 27 points. Miami's Pete Stoyanovich sent the game into overtime with a 24-yard field goal with four seconds remaining in regulation.

**11/13/94 ... at Patriots 26, Minnesota 20** ..... W  
The Patriots completed one of the greatest comebacks in team history, recovering from a 20-0 deficit to defeat the Vikings. New England's Matt Bahr sent the game into overtime when he kicked a 23-yard field goal with 14 seconds remaining. Drew Bledsoe completed a 14-yard touchdown pass to Kevin Turner 4:10 into overtime, to give the Patriots the victory.

**10/29/95 ... Carolina 20, at Patriots 17** ..... L  
The Patriots scored 14 points in the fourth quarter on two Curtis Martin touchdown runs and tied the score at 17. However, the expansion Panthers were victorious when John Kasay booted a 29-yard field goal with 7:52 remaining in the extra period.

**09/22/96 ... at Patriots 28, Jacksonville 25** ..... W  
The Patriots jumped out to a 22-0 first half lead but the Jaguars clawed their way back. Jaguars quarterback Mark Brunell's touchdown passes of 51, 41 and 61 yards gave them life in the second half and Mike Hollis' 27-yard field goal in the fourth quarter tied the game at 25. However, Patriots' rookie kicker Adam Vinatieri converted five of six field goal attempts, including a 40-yarder in overtime to give the Patriots the victory.

**09/14/97 ... at Patriots 27, N.Y. Jets 24** ..... W  
The Patriots won their third consecutive game to open the 1997 season, 27-24, in dramatic fashion when placekicker Adam Vinatieri kicked a 34-yard field goal 6:57 into overtime. The Jets had a chance to win the game at the end of regulation, but defensive end Mike Jones blocked a 29-yard field goal attempt by John Hall with 16 seconds remaining in the game.

**12/13/97 ... Pittsburgh 24, at Patriots 21** ..... L  
The Steelers sent the game into overtime on a touchdown pass from Kordell Stewart to Mark Bruener and a two-point conversion. They capitalized on a Drew Bledsoe interception with just over two minutes remaining in the game. In the overtime period, the Steelers won the toss and took their only possession 61 yards downfield to set up the game-winning Norm Johnson field goal.

**10/25/98 ... at Miami 12, Patriots 9** ..... L  
The Dolphins scored the game's final six points, including Olindo Mare's game-winning 43-yard kick. New England's Adam

# PATRIOTS OVERTIME GAMES

Vinatieri accounted for all of the Patriots' nine points, connecting on three of four field goal attempts.

**12/26/99... Buffalo 13, at Patriots 10** ..... L  
The Patriots missed two field goals, one at the end of regulation and one in overtime, and lost to Buffalo. The Bills scored a touchdown to tie the game at 10 with 4:34 remaining and Steve Christie kicked a 23-yard field goal with 1:51 remaining in overtime for the victory.

**11/05/00... Buffalo 16, at Patriots 13** ..... L  
Buffalo's Steve Christie booted a 32-yard field goal, the third of his career in overtime against the Patriots. He also tied the game with a 48-yard kick with four seconds remaining in regulation. The Patriots, playing without Drew Bledsoe, took the lead, 13-10 on a 43-yard field goal by Adam Vinatieri.

**12/17/00... Patriots 13, at Buffalo 10** ..... W  
Amid a snowstorm in Buffalo, Patriots kicker Adam Vinatieri nailed a 24-yard field goal in overtime for the victory. The game time temperature was 35 degrees, with a wind chill of six, and 40 mile-per-hour winds blew snow across the field making traction difficult for both sides. The Patriots and Bills tied the 1984 and 1985 Denver Broncos and Oakland Raiders for an NFL record as they entered overtime for the third consecutive meeting.

**10/14/01... at Patriots 29, San Diego 26** ..... W  
The Patriots scored 10 points in the final nine minutes of regulation to tie the game at 26. Adam Vinatieri kicked a 23-yard field goal with 3:31 to play and Tom Brady connected with Jermaine Wiggins for a 3-yard touchdown to tie the game with just 36 seconds remaining. In overtime, Vinatieri nailed a 44-yard field goal for the victory.

**12/16/01... Patriots 12, at Buffalo 9** ..... W  
The Patriots and Bills needed overtime to decide the outcome of their game for the fourth time in five meetings. Adam Vinatieri converted all four of his field goal attempts, including the game-winning 23-yard field goal in overtime. Former Bills RB Antowain Smith led the Patriots with 95 yards rushing, including a 38-yard run in overtime to get New England in field goal position.

**01/19/02... at Patriots 16, Raiders 13\*** ..... W  
Adam Vinatieri boomed a 45-yard field goal with 27 seconds remaining in regulation to tie the game up at 13 and send it into overtime. The game time temperature dipped to 25 degrees and the field was covered by five inches of snow that didn't let up until the game was over. In overtime, the Patriots drove 61 yards on 15 plays and Vinatieri nailed a 23-yard field goal for the 16-13 victory. The Patriots became just the second team in postseason overtime history (16 games) to win the contest on the opening drive of the extra stanza.

\*-AFC Divisional Playoff Game

**09/22/02... at Patriots 41, Chiefs 38** ..... W  
The Patriots and Chiefs scored 42 points in the fourth quarter, including the last 14 by the Chiefs to tie the game at 38 at the end of regulation. The Patriots won the toss and drove 53 yards on nine plays and Adam Vinatieri nailed a 35-yard field goal for the Patriots victory. It was also the first overtime game at Gillette Stadium.

**12/29/02... at Patriots 27, Dolphins 24** ..... W  
The Patriots trailed 21-7 with 1:06 remaining in the first half, but outscored the Dolphins 20-3 the rest of the way for their sixth consecutive overtime victory. New England scored the game's final 11 points on a Tom Brady touchdown pass to Troy Brown, they successfully converted the two-point conversion on a Brady to Christian Fauria pass and then Adam Vinatieri boomed a 43-yard field goal with 1:09 remaining in regulation. New England won the toss and drove 43 yards on seven plays and Vinatieri kicked a 35-yard game-winning field goal.

**10/19/03... Patriots 19, at Dolphins 13** ..... W  
Richard Seymour blocked a 35-yard field goal attempt with 2:00 left in the game to send the game into the extra session. In overtime, Miami's Olindo Mare missed another 35-yard attempt wide right, then a Tyrone Poole interception at the Patriots' 18-yard line snuffed out another Miami opportunity in overtime. On the next play, Tom Brady hit Troy Brown for an 82-yard touchdown strike, sending the Patriots home with a 19-13 win.

**11/23/03... Patriots 23, at Texans 20** ..... W  
The Patriots set the all-time NFL mark with their eighth consecutive overtime victory in a nail-biter in the Lone Star State. The Texans took a 20-13 lead into the final minute of the game, but Tom Brady found Daniel Graham for a four-yard touchdown strike to tie the game at 20 with just 40 seconds left in regulation. The extra frame was a possession battle until the Patriots mounted a 76-yard drive in the final minutes of overtime, ending in a 28-yard field goal by Adam Vinatieri with 45 seconds left.

**11/13/08... Jets 34, at Patriots 31** ..... L  
The Patriots had their NFL-record eight-game overtime winning streak snapped in a loss to the Jets at Gillette Stadium. New England rallied from a 24-6 second-quarter deficit to tie the game at 24-24 early in the fourth quarter. N.Y. held a 31-24 lead into the final minute, but Randy Moss made a memorable tiptoe catch on a pass from Matt Cassel along the side of the end zone for a 16-yard touchdown with one second left to force overtime. But, N.Y. won the coin toss and marched 64 yards on 14 plays to set up a game-winning 34-yard field goal by Jay Feely.

**10/11/09... Broncos 20, Patriots 17** ..... L  
The Patriots failed to hold onto a 17-7 halftime lead in a 20-17 overtime loss to Denver. QB Tom Brady was limited to five completions for 63 yards in the second half. New England entered the final quarter with a 17-10 lead, but Denver marched 98 yards in 12 plays before QB Kyle Orton completed an 11-yard touchdown pass to WR Brandon Marshall to tie the game at 17 with 5:21 remaining in regulation. With under two minutes remaining, New England moved to the Denver 49-yard line before DE Vonnie Holliday forced a fumble on a Brady sack to end the Patriots scoring threat. Denver took the overtime kickoff and moved 58 yards in 11 plays to set up a 41-yard game-winning field goal.

**10/17/10... Patriots 23, Ravens 20** ..... W  
Kicker Stephen Gostkowski drilled a 35-yard field goal in overtime to give New England a 23-20 victory over the Baltimore Ravens at Gillette Stadium. Tom Brady, who finished the game 27-of-44 for 292 yards, completed 16-of-24 passes for 156 yards with one touchdown during a fourth quarter rally as New England scored the final 13 points to get the win and overcome a 20-10 fourth quarter deficit.

**10/21/12... Patriots 29, Jets 26** ..... W  
The Patriots squandered a 10-point fourth-quarter lead but came through in the clutch when Rob Ninkovich and Jermaine Cunningham combined for a strip-sack of Jets QB Mark Sanchez in overtime as the Patriots defense was able to seal the victory following a Stephen Gostkowski field goal in the Patriots opening drive of the extra session. Tom Brady led two clutch drives - one late in the fourth quarter and the other in overtime and Gostkowski drilled two field goals - a 43-yarder as time expired in regulation and the 48-yarder in the first overtime drive.

**10/20/13... Patriots 27, Jets 30** ..... L  
The Patriots' 11-point halftime lead evaporated on the second play of the second half when Tom Brady threw an interception to Jets S Antonio Allen, who returned the pick for a 23-yard touchdown. New England netted -5 yards on offense in the third quarter while the Jets scored 17 points in the frame to take a 27-21 lead heading into the fourth quarter. The Patriots managed to tie the score on the final drive of regulation when Stephen Gostkowski drilled a 44-yard field goal with :19 left on the clock. The Patriots won the overtime coin toss but only managed one first down and were forced to punt. New York then engineered a 14-play, 56-yard drive that included a 15-yard unsportsmanlike conduct penalty on the Patriots and Jets K Nick Folk hit a 42-yard field goal to win the game and end a five-game losing streak to New England.

**11/24/13... Patriots 34, Broncos 31** ..... W  
New England fumbled on its first three offensive possessions of a cold, windy November game and entered the locker room down 24-0 at halftime. The Patriots came back in the second half and scored on five straight possessions to take a 31-24 lead in the fourth quarter. Peyton Manning then led Denver on a 10-play, 79 yard touchdown drive to tie the game late in the fourth quarter. The Patriots won the overtime coin toss and took the wind, giving the Broncos the first possession in the extra frame. The two teams traded possessions until a high-arching Patriots punt by Ryan Allen was muffed by Denver and recovered by New England deep in Broncos territory. Stephen Gostkowski drilled a 31-yard field goal to cap the greatest comeback in franchise history.

RESULTS

# YEAR-BY-YEAR ATTENDANCE

## REGULAR SEASON ATTENDANCE

YEAR	HOME GAMES			AWAY GAMES			SEASON TOTAL	
	GMS	ATTENDANCE	AVG.	GMS	ATTENDANCE	AVG.	TOTALS	AVG.
1960	7	118,260	16,894	7	110,316	15,759	228,576	16,327
1961	7	115,610	16,516	7	129,984	18,569	245,594	17,542
1962	7	150,626	21,517	7	170,983	24,426	321,609	22,972
1963	7	169,870	24,267	7	143,936	20,562	313,806	22,415
1964	7	199,652	28,522	7	175,246	25,035	374,898	26,778
1965	7	143,098	20,443	7	245,485	35,069	388,583	27,756
1966	7	190,138	27,163	7	240,668	34,381	430,806	30,772
1967*	6	138,861	23,144	8	287,279	35,910	426,140	30,439
1968**	7	156,459	22,351	7	289,204	41,315	445,663	31,833
1969	7	149,412	21,345	7	284,587	40,655	433,999	31,000
1970	7	245,537	35,077	7	361,842	51,692	607,379	43,384
1971	7	411,109	58,730	7	383,143	54,735	794,252	56,732
1972	7	426,993	60,999	7	402,159	57,451	829,152	59,225
1973	7	410,443	58,635	7	416,805	59,544	827,248	59,089
1974	7	420,903	60,129	7	411,595	58,799	832,498	59,464
1975	7	411,490	58,784	7	379,112	54,159	790,602	56,472
1976	7	378,994	54,142	7	387,432	55,347	766,426	54,745
1977	7	415,959	59,423	7	399,419	57,060	815,378	58,241
1978	8	478,978	59,872	8	455,679	56,960	934,657	58,416
1979	8	473,141	59,143	8	502,492	62,812	975,633	60,977
1980	8	458,283	57,285	8	442,001	55,250	900,284	56,268
1981	8	414,741	51,843	8	413,073	51,634	827,814	51,738
1982@	4	149,188	37,297	5	231,781	46,356	380,969	42,330
1983	8	370,958	46,370	8	416,024	52,003	786,982	49,186
1984	8	392,275	49,034	8	468,464	58,558	860,739	53,796
1985	8	438,817	54,852	8	458,341	57,293	897,158	56,072
1986	8	477,688	59,711	8	537,779	67,222	1,015,467	63,467
1987@	8	374,302	46,788	7	431,379	61,677	806,041	53,736
1988	8	438,627	54,828	8	400,372	50,047	838,999	52,437
1989	8	388,522	48,565	8	494,981	61,873	883,503	55,219
1990	8	311,623	38,953	8	417,304	52,163	728,927	45,558
1991	8	303,116	37,890	8	433,249	54,156	736,365	46,023
1992	8	308,409	38,551	8	430,820	53,853	739,229	46,202
1993	8	362,964	45,371	8	443,708	55,464	806,672	50,417
1994	8	472,718	59,090	8	481,673	60,209	954,391	59,649
1995	8	466,743	58,343	8	504,373	63,047	971,116	60,695
1996	8	468,301	58,538	8	522,829	65,354	991,130	61,946
1997	8	477,431	59,679	8	547,518	68,440	1,024,949	64,059
1998	8	475,828	59,479	8	516,846	64,606	992,674	62,042
1999	8	461,624	57,703	8	553,917	69,240	1,015,541	63,471
2000	8	458,880	57,360	8	548,258	68,532	1,007,138	62,946
2001	8	482,336	60,292	8	497,035	62,129	979,371	61,211
2002	8	547,488	68,436	8	548,581	68,573	1,096,069	68,152
2003	8	547,488	68,436	8	580,027	72,503	1,127,515	70,470
2004	8	550,048	68,756	8	558,162	69,770	1,108,210	69,263
2005	8	550,048	68,756	8	586,855	73,357	1,136,903	71,056
2006	8	550,048	68,756	8	560,722	70,090	1,110,770	69,423
2007	8	550,048	68,756	8	559,318	69,915	1,109,366	69,335
2008	8	550,048	68,756	8	550,100	68,763	1,100,148	68,759
2009	8	550,048	68,756	8	587,952	73,494	1,138,000	71,125
2010	8	550,048	68,756	8	538,705	67,338	1,088,753	68,047
2011	8	550,048	68,756	8	564,643	70,580	1,114,691	69,668
2012	8	550,048	68,756	8	584,690	73,086	1,134,738	70,921
2013	8	550,048	68,756	8	570,769	71,346	1,120,817	70,051
<b>Totals</b>	<b>409</b>	<b>21,154,363</b>	<b>51,722</b>	<b>411</b>	<b>23,158,975</b>	<b>56,348</b>	<b>44,311,332</b>	<b>54,038</b>

## POSTSEASON ATTENDANCE

YEAR	HOME GAMES			AWAY/NEUTRAL GAMES			SEASON TOTAL	
	GMS	ATTENDANCE	AVG.	GMS	ATTENDANCE	AVG.	TOTAL	AVG.
1963	-	-	-	2	64,314	32,157	64,314	32,157
1976	-	-	-	1	54,037	54,037	54,037	54,037
1978	1	61,297	61,297	-	-	-	61,297	61,297
1982	-	-	-	1	68,842	68,842	68,842	68,842
1985	-	-	-	4^	308,690	77,173	308,690	77,173
1986	-	-	-	1	76,105	76,105	76,105	76,105
1994	-	-	-	1	77,452	77,452	77,452	77,452
1996	2	120,378	60,189	1^	72,301	72,301	192,679	64,226
1997	1	60,041	60,041	1	61,228	61,228	121,269	60,635
1998	-	-	-	1	72,559	72,559	72,559	72,559
2001	1	60,292	60,292	2^	137,626	68,811	197,918	65,973
2003	2	136,872	68,436	1^	71,525	71,525	208,397	69,466
2004	1	68,756	68,756	2^	143,367	71,684	212,123	70,708
2005	1	68,756	68,756	1	76,238	76,238	144,994	72,497
2006	1	68,756	68,756	2	126,243	63,122	194,999	65,000
2007	2	137,512	68,756	1^	71,101	71,101	208,613	69,538
2009	1	68,756	68,756	-	-	-	68,756	68,756
2010	1	68,756	68,756	-	-	-	68,756	68,756
2011	2	137,512	68,756	1^	68,658	68,658	206,170	68,723
2012	2	137,512	68,756	-	-	-	137,512	68,756
2013	1	68,756	68,756	1	77,110	77,110	145,866	72,933
<b>Totals</b>	<b>19</b>	<b>1,263,952</b>	<b>66,524</b>	<b>24</b>	<b>1,627,396</b>	<b>67,808</b>	<b>2,891,348</b>	<b>67,241</b>
<b>GRAND TOTALS</b>	<b>428</b>	<b>22,418,315</b>	<b>52,379</b>	<b>435</b>	<b>24,786,371</b>	<b>56,980</b>	<b>47,204,686</b>	<b>54,698</b>

\*\* - Game vs. Chargers was moved to San Diego due to a World Series scheduling conflict at Fenway Park.

\*\* - Game vs. Jets was moved to Birmingham, Ala. due to a scheduling conflict at Fenway Park, but still considered a "home" game for the Patriots.

^ - Super Bowls played at a neutral site.

@ - 1982 and 1987 season were shortened due to player strikes.

RESULTS

# 1960 FINAL STATISTICS (5-9)

Head Coach: Lou Saban • Fourth in AFL East • Home Stadium: Boston University Field

DATE	W/L	SCORE	OPPONENT	ATTENDANCE
9/09	L	10-13	Denver	21,597
9/17	W	28-24	at N.Y. Titans	19,200
9/23	L	0-13	Buffalo	20,732
10/08	W	35-0	at L.A. Chargers	18,226
10/16	L	14-27	at Oakland	11,500
10/23	L	24-31	at Denver	12,683
10/28	L	16-45	L.A. Chargers	13,988
11/04	W	34-28	Oakland	8,446
11/11	W	38-21	N.Y. Titans	11,653
11/18	W	42-14	Dallas Texans	14,721
11/25	L	10-24	Houston	27,123
12/04	L	14-38	at Buffalo	14,335
12/11	L	0-34	at Dallas Texans	12,000
12/18	L	21-37	at Houston	22,352

## Team Statistics

	PATS	OPP
<b>TOTAL FIRST DOWNS</b>	<b>234</b>	<b>237</b>
By Rushing	86	78
By Passing	126	135
By Penalty	22	24
<b>TOTAL NET YARDS</b>	<b>4116</b>	<b>4255</b>
Avg. per Game	294.0	303.9
Total Offensive Plays	874	935
Avg. per Play	4.7	4.6
<b>NET YARDS RUSHING</b>	<b>1512</b>	<b>1513</b>
Total Rushing Plays	363	477
Avg. per Rush	4.2	3.2
Avg. per Game	108.0	108.1
<b>NET YARDS PASSING</b>	<b>2604</b>	<b>2742</b>
Avg. per Game	186.0	195.0
Sacked/Yards Lost	36/261	29/219
Gross Yards Passing	2865	2958
Att./Completions	475/223	429/210
Completion Pct.	46.9	49.0
Had Intercepted	23	25
<b>PUNTS/AVERAGE</b>	<b>78/35.8</b>	<b>74/37.2</b>
<b>PENALTIES/YARDS</b>	<b>69/370</b>	<b>77/825</b>
<b>FUMBLES/BALLS LOST</b>	<b>36/22</b>	<b>41/20</b>
<b>TOUCHDOWNS</b>	<b>37</b>	<b>46</b>
Rushing	11	21
Passing	25	19
Returns	1	6
<b>Score by Periods</b>	<b>1 2 3 4 OT Total</b>	<b>Total</b>
Patriots	85 47 117 37 -	286
Opponents	36 119 89 105 -	349

SCORING	TD	Ru	Pa	Rt	PAT	FG	S	TP
Cappelletti	0	0	0	0	30/32	8/22	0	60
Colclough	9	0	0	0	0	0	0	54
Christy	6	4	2	0	0	0	0	36
Lofton	4	0	4	0	0	0	0	24
Miller	3	1	2	0	0	0	0	18
Johnson	3	0	3	0	0	0	0	18
Stephens	3	0	3	0	0	0	0	18
Crawford	2	2	0	0	0	0	0	14
Songin	2	2	0	0	0	0	0	12
Beach	1	0	1	0	0	0	0	6
Burton	1	1	0	0	0	0	0	6
Livingston	1	1	0	0	0	0	0	6
Shonta	1	0	0	1	0	0	0	6
Wells	1	0	1	0	0	0	0	6
Team	0	0	0	0	1	2	0	2
Cudzik	0	0	0	0	0/0	0/1	0	0
<b>Patriots</b>	<b>37</b>	<b>11</b>	<b>25</b>	<b>1</b>	<b>30/32</b>	<b>8/23</b>	<b>1</b>	<b>286</b>
<b>Opponents</b>	<b>46</b>	<b>21</b>	<b>19</b>	<b>6</b>	<b>43/46</b>	<b>10/27</b>	<b>0</b>	<b>349</b>
<b>2-pt conv.:</b>	Cappelletti 3-4, Crawford 1-1.							
<b>Patriots:</b>	4-5, Opp.: 0-0.							

RUSHING	NO	YDS	AVG	LG	TD
Miller	101	416	4.2	33	1
Christy	78	363	4.7	47	4
Burton	66	280	4.3	77	1
Crawford	51	238	4.7	39	2
Wells	14	59	4.2	13	0
Greene	7	44	6.3	21	0
Songin	11	40	3.6	20	2
Garron	8	27	3.4	9	0
Crouthamel	4	16	4.0	6	0
Livingston	10	16	1.6	5	1
Washington	2	10	5.0	7	0
White	5	7	1.4	5	0
Beach	6	-4	-0.7	3	0
<b>Patriots</b>	<b>363</b>	<b>1512</b>	<b>4.2</b>	<b>77</b>	<b>11</b>
<b>Opponents</b>	<b>477</b>	<b>1513</b>	<b>3.2</b>	<b>87</b>	<b>21</b>

RECEIVING	NO	YDS	AVG	LG	TD
Colclough	49	666	13.6	61	9
Miller	29	284	9.8	48	2
Christy	26	268	10.3	53	2
Stephens	22	320	14.5	53	3
Burton	21	196	9.3	35	0
Lofton	19	360	18.9	39	4
Wells	14	206	14.7	78	1
Johnson	11	186	16.9	51	3
Crawford	10	92	9.2	40	0
Beach	9	132	14.7	51	1
Green	3	52	17.3	31	0
White	2	24	12.0	13	0
Atchason	2	22	11.0	14	0
Long	2	10	5.0	5	0
Cappelletti	1	28	28.0	28	0
Cudzik	1	11	11.0	11	0
Garron	1	8	8.0	8	0
Livingston	1	0	0.0	0	0
<b>Patriots</b>	<b>223</b>	<b>2865</b>	<b>12.8</b>	<b>78</b>	<b>25</b>
<b>Opponents</b>	<b>210</b>	<b>2958</b>	<b>14.1</b>	<b>--</b>	<b>19</b>

INTERCEPTIONS	NO	YDS	AVG	LG	TD
Cappelletti	4	68	17.0	27	0
Jacobs	4	26	6.5	14	0
Brunej	3	35	11.7	18	0
Washington	3	13	4.3	13	0
O'Hanley	3	1	0.3	1	0
Shonta	2	101	50.5	52	0
Soltis	2	33	16.5	33	0
Rudolph	2	13	6.5	13	0
Dee	1	14	14.0	14	0
Brown	1	8	8.0	8	0
<b>Patriots</b>	<b>25</b>	<b>312</b>	<b>12.5</b>	<b>52</b>	<b>0</b>
<b>Opponents</b>	<b>23</b>	<b>336</b>	<b>14.6</b>	<b>66</b>	<b>3</b>

PUNTING	NO	YDS	AVG	LG	BLK
Greene	61	2253	36.9	66	1
Washington	17	539	31.7	48	0
<b>Patriots</b>	<b>78</b>	<b>2792</b>	<b>35.8</b>	<b>66</b>	<b>1</b>
<b>Opponents</b>	<b>74</b>	<b>2750</b>	<b>37.2</b>	<b>--</b>	<b>1</b>

PUNT RETURNS	NO	YDS	AVG	LG	TD
Wells	12	66	5.6	19	0
Christy	8	73	9.1	29	0
Brunej	4	31	7.7	19	0
Beach	1	21	21.0	21	0
Cappelletti	1	3	3.0	3	0
Burton	1	0	0.0	0	0
<b>Patriots</b>	<b>27</b>	<b>194</b>	<b>7.2</b>	<b>29</b>	<b>0</b>
<b>Opponents</b>	<b>21</b>	<b>361</b>	<b>17.2</b>	<b>76</b>	<b>3</b>

KICK RETURNS	NO	YDS	AVG	LG	TD
Christy	24	617	25.7	52	0
Wells	11	275	25.5	33	0
Beach	7	146	20.7	33	0
Burton	4	161	40.3	59	0
Cappelletti	4	100	25.0	37	0
Brunej	2	39	19.5	20	0
Crouthamel	2	27	13.5	15	0
Garron	1	21	21.0	21	0
Smith	1	13	13.0	13	0
Hunt	1	8	8.0	8	0
DeLuca	1	8	8.0	8	0
Livingston	1	3	3.0	3	0
Greene	1	3	3.0	3	0
<b>Patriots</b>	<b>60</b>	<b>1421</b>	<b>23.7</b>	<b>59</b>	<b>0</b>
<b>Opponents</b>	<b>50</b>	<b>1123</b>	<b>22.5</b>	<b>88</b>	<b>1</b>

**Sacks:** Rudolph 3.0, Dee 2.5, Jacobs 2.0, Sardisco 2.0, Addison 1.0, Hauser 0.5, Team 8.0.

FIELD GOALS 1-19	20-29	30-39	40-49	50+	
Cappelletti	1-1	4-5	3-6	0-9	0-1
Cudzik	--	--	--	0-1	--
<b>Patriots</b>	<b>1-1</b>	<b>4-5</b>	<b>3-6</b>	<b>0-10</b>	<b>0-1</b>
<b>Opponents</b>	<b>4-4</b>	<b>3-6</b>	<b>1-6</b>	<b>2-11</b>	<b>0-0</b>

Cappelletti:	(34G) (1)	(50N) (23G,33G) (47N) (12G,48N,42N) (27S,48B,48B) (42N,37N,27G,27G) (39N,30G,45B,43N) (1) (20G,40N) (43N,27N) ( ) ( ).
<b>Cudzik:</b>	( ) ( ) ( ) ( ) ( ) ( ) ( ) ( ) ( ) ( ) ( ) ( ) (48N) ( )	
<b>Opponents:</b>	( ) (23G) (38N) ( ) (40N)(42N, 47N, 9G) (35B,41N,18G) (47N,38N) (44N) (42N) (35N,20N,32N,16G) (27N,45G) (28N,42N,24G, 49N, 46G) (32G,26G,10G).	

**Editors Note:** Due to insufficient data, the starting line-ups from 1960-67 are incomplete.

**1960 Coaching Staff:** Joe Collier, Defensive Backfield, Mike Holovak, Offensive Backfield, Red Miller, Offensive Line, Jerry Smith, Defensive Line.

No AFL All-Star Game Played

PASSING	ATT	CMP	YARDS	CMP%	YDS/ATT	TD	TD%	INT	INT%	LG	SK/YDS	RATING
Songin	392	187	2476	47.7	6.32	22	5.6	15	3.8	78	--/--	70.9
Greene	63	27	251	42.9	3.98	1	1.6	6	9.5	31	--/--	20.1
Christy	11	6	94	54.5	8.55	2	18.2	2	18.2	39	--/--	83.1
White	7	3	44	42.9	6.29	0	0.0	0	0.0	23	--/--	64.0
Dimitroff	2	0	0	0.0	0.00	0	0.0	0	0.0	0	--/--	39.6
<b>Patriots</b>	<b>475</b>	<b>223</b>	<b>2865</b>	<b>46.9</b>	<b>6.03</b>	<b>25</b>	<b>5.3</b>	<b>23</b>	<b>4.8</b>	<b>78</b>	<b>36/261</b>	<b>63.7</b>
<b>Opponents</b>	<b>429</b>	<b>210</b>	<b>2958</b>	<b>49.0</b>	<b>6.90</b>	<b>19</b>	<b>4.4</b>	<b>25</b>	<b>5.8</b>	<b>--</b>	<b>29/216</b>	<b>62.1</b>



# 1961 FINAL STATISTICS (9-4-1)

Head Coaches: Lou Saban (2-3), Mike Holovac (7-1-1) • Second in AFL East • Home Stadium: Boston University Field

DATE	W/L	SCORE	OPPONENT	ATTENDANCE
9/09	L	20-21	N.Y. Titans	16,683
9/16	W	45-17	Denver	14,479
9/23	W	23-21	at Buffalo	21,504
10/01	L	30-37	at N.Y. Titans	15,189
10/07	L	27-38	San Diego	17,748
10/13	T	31-31	Houston	15,070
10/22	W	52-21	Buffalo	9,398
10/29	W	18-17	at Dallas Texans	20,500
11/03	W	28-21	Dallas Texans	25,063
11/12	L	15-27	at Houston	35,649
11/17	W	20-17	Oakland	17,169
12/03	W	28-24	at Denver	9,303
12/09	W	35-21	at Oakland	6,500
12/17	W	41-0	at San Diego	21,339

RUSHING		NO	YDS	AVG	LG	TD	PUNT RETURNS		NO	YDS	AVG	LG	TD
Lott		100	461	4.6	38	5	Bruney		23	109	4.7	11	0
Garron		69	389	5.6	85	2	Burton		8	128	16.0	62	0
Burton		82	260	3.2	43	2	Lott		1	8	8.0	8	0
Parilli		38	183	4.8	24	5	Patriots		32	245	13.0	62	0
Crawford		41	148	3.6	34	0	Opponents		15	245	16.3	55	2
West		26	90	3.5	31	0							
Yewcic		11	51	4.6	13	0	KICK RETURNS		NO	YDS	AVG	LG	TD
Songin		8	39	4.9	11	1	Garron		16	438	27.4	89	1
Colclough		3	37	12.3	16	0	Burton		15	401	26.7	91t	1
Schwedes		10	14	1.4	5	0	West		7	191	27.3	37	0
Washington		1	3	3.0	3	0	Long		4	24	6.0	11	0
Patriots		389	1675	4.3	85t	15	Beach		2	38	19.0	20	0
Opponents		350	1041	3.0	29	9	Webb		1	21	21.0	21	0
						Ratkowski		1		17		17	
						Stephens		1		6		6.0	
						Schwedes		1		0		0.0	
						Cudzick		1		0		0.0	
						Opponents		49		1136		23.2	
						Opponents		53		1255		23.7	

## Team Statistics

	PATS	OPP
<b>TOTAL FIRST DOWNS</b>	<b>238</b>	<b>243</b>
By Rushing	93	72
By Passing	120	151
By Penalty	25	20
<b>TOTAL NET YARDS</b>	<b>4214</b>	<b>4123</b>
Avg. per Game	301.0	294.5
Total Offensive Plays	936	967
Avg. per Play	4.5	4.3
<b>NET YARDS RUSHING</b>	<b>1675</b>	<b>1041</b>
Total Rushing Plays	389	350
Avg. per Rush	4.3	3.0
Avg. per Game	119.6	74.4
<b>NET YARDS PASSING</b>	<b>2539</b>	<b>3082</b>
Avg. per Game	181.4	220.1
Sacked/Yards Lost	33/256	44/408
Gross Yards Passing	2795	3490
Att./Completions	420/206	479/241
Completion Pct.	49.0	50.3
Had Intercepted	21	22
<b>PASSING/AVERAGE</b>	<b>64/37.6</b>	<b>71/40.7</b>
<b>PUNT RETURN/AVG</b>	<b>32/13.0</b>	<b>15/16.3</b>
<b>PENALTIES/YARDS</b>	<b>64/659</b>	<b>67/662</b>
<b>FUMBLES/BALLS LOST</b>	<b>24/9</b>	<b>36/20</b>
<b>TOUCHDOWNS</b>	<b>52</b>	<b>41</b>
Rushing	15	9
Passing	29	27
Returns	8	5

RECEIVING		NO	YDS	AVG	LG	TD
Cappelletti		45	768	17.1	53	8
Colclough		42	757	18.0	58t	9
Lott		32	333	10.4	47	6
Garron		24	341	14.2	51t	2
Stephens		19	186	9.8	31	2
Burton		13	115	8.8	45	0
Crawford		9	85	9.4	25	0
Johnson		9	82	9.1	21	1
Yewcic		6	56	9.3	46	0
West		5	42	8.4	18	0
Schwedes		1	21	21.0	21	0
Shonta		1	9	9.0	9	0
Patriots		206	2795	13.6	58t	29
Opponents		241	3490	14.5	75t	27

INTERCEPTIONS		NO	YDS	AVG	LG	TD
Webb		5	153	30.6	59	2
Washington		4	45	11.3	33	0
Addison		4	17	4.3	10	0
Bruney		2	20	10.0	12	0
Robotti		2	18	9.0	11	0
Hall		2	12	6.0	12	0
Beach		1	37	37.0	37	0
Loudt		1	12	12.0	12	0
Shonta		1	12	12.0	12	0
Patriots		22	326	14.8	59	2
Opponents		21	198	9.4	38	1

PUNTING		NO	YDS	AVG	LG	Blk
Yewcic		64	2406	37.6	64	2
Patriots		64	2406	37.6	64	2
Opponents		71	2887	40.7	70	2

**Sacks:** Loudd 7.0, Dee 5.5, Addison 3.5, Hunt 3.0, Klein 2.5, Jacobs 1.0, Robutti 1.0, Hall 0.5, Team 3.0.

FIELD GOALS		1-9	20-29	30-39	40-49	50+
Cappelletti		3-3	3-7	9-14	2-8	0-0
Patriots		3-3	3-7	9-14	2-8	0-0
Opponents		4-4	4-7	1-4	0-6	0-2

**Cappelletti:** (28G,32G,32N) (35G) (36G, 35G,27N,46G) (34G,30G,22N,16G,46B) () (42N,17G, 42N) (12G) (24G)(47N,27B) (33G,29N) (29G, 33G,42N) (32B) (32N,35N,40N) (40G,32N,38G).

**Opponents:** () (34G,27N,52N) () (26G) (10G, 41N,26N) (35N, 49N,24G) () (25G,42N,32N,38N) (44N) (25G,19G) (16G,60N) (23N,18G,43N, 43N) () ().

**Editors Note:** Due to insufficient data, the starting line-ups from 1960-67 are incomplete.

**1961 Coaching Staff:** Joe Collier, Defensive Backfield, Mike Holovac, Offensive Backfield, Red Miller, Offensive Line, Jerry Smith, Defensive Line.

**AFL All-Stars (7):** LB Tom Addison (1), DB Fred Bruney (1), WR Gino Cappelletti (1), DE Bob Dee (1), HB Larry Garron (1), DT Jim Hunt (1), G Charlie Leo (1).

Score by Periods		1	2	3	4	OT	Total	
Patriots	98	98	118	99	-	-	413	
Opponents	45	109	51	108	-	-	313	
SCORING	TD	Ru	Pa	Rt	PAT	FG	S	TP
Cappelletti	8	0	8	0	48/50	17/32	0	147
Lott	11	5	6	0	0	0	0	66
Colclough	9	0	9	0	0	0	0	54
Garron	6	2	3	1	0	0	0	36
Parilli	5	4	0	0	0	0	0	32
Webb	4	0	0	4	0	0	0	24
Stephens	3	0	2	1	0	0	0	18
Burton	3	2	0	1	0	0	0	18
Johnson	1	0	1	0	0	0	0	6
Moore	1	0	0	1	0	0	0	6
Yewcic	1	1	0	0	0	0	0	6
<b>Patriots</b>	<b>52</b>	<b>15</b>	<b>29</b>	<b>8</b>	<b>48/50</b>	<b>17/32</b>	<b>0</b>	<b>413</b>
<b>Opponents</b>	<b>41</b>	<b>9</b>	<b>27</b>	<b>5</b>	<b>40/40</b>	<b>9/23</b>	<b>0</b>	<b>313</b>

2-pt conv.: Parilli 1-1, Songin 0-1. Patriots 1-2, Opp.: 0-1.

PASSING	ATT	CMP	YARDS	CMP%	YDS/ATT	TD	TD%	INT	INT%	LG	SK/YDS	RATING
Songin	212	98	1429	46.2	6.74	14	6.6	9	4.2	58t	--/--	73.0
Parilli	198	104	1314	52.5	6.64	13	6.6	9	4.5	53	--/--	76.5
Yewcic	8	3	25	37.5	3.13	1	12.5	2	25.0	18t	--/--	46.4
Cappelletti	1	1	27	100.0	27.00	1	100.0	0	0.0	27t	--/--	158.3
Burton	1	0	0	0.0	0.00	0	0.0	1	0.0	0	--/--	0.0
<b>Patriots</b>	<b>420</b>	<b>206</b>	<b>2795</b>	<b>49.0</b>	<b>6.65</b>	<b>29</b>	<b>6.9</b>	<b>21</b>	<b>5.0</b>	<b>58t</b>	<b>33/256</b>	<b>72.9</b>
<b>Opponents</b>	<b>479</b>	<b>241</b>	<b>3490</b>	<b>50.3</b>	<b>7.29</b>	<b>27</b>	<b>5.6</b>	<b>22</b>	<b>4.6</b>	<b>75t</b>	<b>44/408</b>	<b>74.0</b>



# 1962 FINAL STATISTICS (9-4-1)

Head Coach: Mike Holovak • Second in AFL East • Home Stadium: Boston University Field

DATE	W/L	SCORE	OPPONENT	ATTENDANCE
9/08	L	28-42	at Dallas Texans	32,000
9/16	W	34-21	* Houston	32,276
9/21	W	41-16	Denver	21,038
10/06	W	43-14	at N.Y. Titans	14,412
10/12	L	7-27	Dallas Texans	23,874
10/19	W	24-20	San Diego	20,888
10/26	W	26-16	Oakland	12,514
11/03	T	28-28	at Buffalo	33,247
11/11	W	33-29	at Denver	28,187
11/18	L	17-21	at Houston	35,250
11/23	W	21-10	Buffalo	20,021
11/30	W	24-17	N.Y. Titans	20,015
12/09	W	20-14	at San Diego	19,887
12/16	L	0-20	at Oakland	8,000

\*Harvard Stadium

SCORING		TD	Ru	Pa	Rt	PAT	FG	S	TP	PUNT RETURNS				
Cappelletti	5	0	5	0	38/40	20/37	0	128	Burton	21	122	5.8	22	0
Colclough	10	0	10	0			0	60	Bruney	3	8	2.7	7	0
Burton	7	2	4	1			0	42	Buoniconti	1	8	8.0	8	0
Garron	6	2	3	1			0	36	Hall	1	0	0.0	0	0
Crawford	4	2	2	0			0	26	<b>Patriots</b>	<b>26</b>	<b>138</b>	<b>5.3</b>	<b>22</b>	<b>0</b>
Yewcic	2	2	0	0			0	12	<b>Opponents</b>	<b>11</b>	<b>54</b>	<b>4.9</b>	<b>15</b>	<b>0</b>
Parilli	2	2	0	0			0	12						
Romeo	1	0	1	0			0	6	<b>KICK RETURNS</b>					
Addison	1	0	0	1			0	6	Garron	24	686	28.6	95t	1
King	1	1	0	0			0	6	Burton	13	238	18.3	42	0
Bruney	1	0	0	1			0	6	King	9	177	19.7	28	0
Hall	1	0	0	1			0	6	Stephens	2	46	23.0	31	0
<b>Patriots</b>	<b>41</b>	<b>11</b>	<b>25</b>	<b>5</b>	<b>38/40</b>	<b>20/37</b>	<b>0</b>	<b>346</b>	Crawford	2	24	12.0	18	0
<b>Opponents</b>	<b>36</b>	<b>14</b>	<b>19</b>	<b>3</b>	<b>32/33</b>	<b>15/26</b>	<b>0</b>	<b>295</b>	Loudd	1	15	15.0	15	0

**2-pt conv.:** Crawford 1-1. Patriots 1-1, Opp.: 1-3.  
**3acks:** Eisenhauer 5.5, Addison 5.0, Dee 4.0, Richardson 3.0, Rudolph 3.0, Klein 1.5, Bruney 2 1.0, Buoniconti 1.0, Team 4.0.  
**FIELD GOALS** 1-19 20-29 30-39 40-49 50+  
 Cappelletti 7-9 5-9 7-11 1-6 0-0  
 Patriots 7-9 5-9 7-11 1-6 0-0  
 Opponents 5-7 3-5 3-5 4-9 0-0  
**Cappelletti:** (46B) (16N,46G,20G) (28G,33G) (28G,12G,38G) (44N,47N) (13G,31N) (25G,17G,31G,11G) (38N) (35G,37G,18G,14N, 39G) (30N,26G, 20N,26N) (25N) (32G) (29N,18G, 43B, 9G) (37N,44N,32N,26N).  
**Opponents:** () (49N,10N) (37B,18G) () (33G, 26N,24G) (43G,27G) (19G,27N) (14N,46N) (39N,16G,19G,46G,45N) () (36G) (47N,47N,37G) (42G,42G) (19G,21G).  
**Editors Note:** Due to insufficient data, the starting line-ups from 1960-67 are incomplete.  
**1962 Coaching Staff:** Fred Bruney, Defensive Backfield, Marion Campbell, Defensive Line, Art Spinney, Offensive Line.  
**AFL All-Stars (6):** LB Tom Addison (2), DB Fred Bruney (2), DE Larry Eisenhauer (1), WR Jim Colclough (1), DB Dick Felt (1), T Charlie Long (1).

## Team Statistics

	PATS	OPP
<b>TOTAL FIRST DOWNS</b>	<b>230</b>	<b>220</b>
By Rushing	100	68
By Passing	114	136
By Penalty	16	16
<b>TOTAL NET YARDS</b>	<b>4736</b>	<b>4534</b>
Avg. per Game	338.3	323.9
Total Offensive Plays	943	982
Avg. per Play	5.0	4.6
<b>NET YARDS RUSHING</b>	<b>1970</b>	<b>1426</b>
Total Rushing Plays	432	393
Avg. per Rush	4.6	3.6
Avg. per Game	140.7	101.9
<b>NET YARDS PASSING</b>	<b>2766</b>	<b>3108</b>
Avg. per Game	197.6	222.0
Sacked/Yards Lost	23/164	34/327
Gross Yards Passing	2930	3435
Att./Completions	382/195	450/216
Completion Pct.	51.0	48.0
Had Intercepted	13	25
<b>PUNTS/AVERAGE</b>	<b>69/38.5</b>	<b>79/38.5</b>
<b>PUNT RETURNS/AVG</b>	<b>26/5.3</b>	<b>11/4.9</b>
<b>PENALTIES/YARDS</b>	<b>52/456</b>	<b>62/554</b>
<b>FUMBLES/BALLS LOST</b>	<b>37/20</b>	<b>26/10</b>
<b>TOUCHDOWNS</b>	<b>41</b>	<b>36</b>
Rushing	11	14
Passing	25	19
Returns	5	3
<b>Score by Periods</b>	<b>1 2 3 4 OT</b>	<b>Total</b>
<b>Patriots</b>	<b>50 116 78 102</b>	<b>- 346</b>
<b>Opponents</b>	<b>65 104 55 71</b>	<b>- 295</b>

	RUSHING	NO	YDS	AVG	LG	TD
Burton	134	548	4.1	59	2	
Crawford	139	459	3.3	22	2	
Garron	67	392	5.9	41t	2	
Yewcic	33	215	6.5	27t	2	
Parilli	28	169	6.0	33t	2	
King	21	144	6.9	71t	1	
Lott	8	34	4.3	11	0	
Colclough	1	14	14.0	14	0	
Cappelletti	1	-5	-5.0	-5	0	
<b>Patriots</b>	<b>432</b>	<b>1970</b>	<b>4.6</b>	<b>71t</b>	<b>11</b>	
<b>Opponents</b>	<b>393</b>	<b>1426</b>	<b>3.6</b>	<b>63t</b>	<b>14</b>	
	RECEIVING	NO	YDS	AVG	LG	TD
Colclough	40	868	21.7	78t	10	
Burton	40	461	11.5	69t	4	
Romeo	34	608	17.8	62	1	
Cappelletti	34	479	14.0	40	5	
Crawford	22	224	10.1	44	2	
Garron	18	236	8.4	63t	3	
King	5	42	8.4	33	0	
Webb	1	11	11.0	11	0	
Lott	1	1	1.0	1	0	
<b>Patriots</b>	<b>195</b>	<b>2930</b>	<b>15.0</b>	<b>78t</b>	<b>25</b>	
<b>Opponents</b>	<b>216</b>	<b>3435</b>	<b>15.9</b>	<b>97t</b>	<b>19</b>	
	INTERCEPTIONS	NO	YDS	AVG	LG	TD
O'Hanley	5	83	16.6	28	0	
Felt	5	73	14.6	22	0	
Addison	5	42	8.4	16	0	
Hall	3	94	31.3	47t	1	
Bruney	3	70	23.3	33t	1	
Buoniconti	2	3	1.5	3	0	
Shonta	2	0	0.0	0	0	
<b>Patriots</b>	<b>25</b>	<b>365</b>	<b>14.6</b>	<b>47</b>	<b>3</b>	
<b>Opponents</b>	<b>13</b>	<b>55</b>	<b>4.2</b>	<b>15</b>	<b>1</b>	
	PUNTING	NO	YDS	AVG	LG	BLK
Yewcic	69	2654	38.5	56	1	
<b>Patriots</b>	<b>69</b>	<b>2654</b>	<b>38.5</b>	<b>56</b>	<b>1</b>	
<b>Opponents</b>	<b>79</b>	<b>3040</b>	<b>38.5</b>	<b>75</b>	<b>0</b>	

PASSING	ATT	CMP	YARDS	CMP%	YDS/ATT	TD	TD%	INT	INT%	LG	SK/YDS	RATING
Parilli	252	140	1988	55.3	7.86	18	7.1	8	3.2	67t	--/--	91.8
Yewcic	126	54	903	42.9	7.17	7	5.6	5	4.0	78t	--/--	69.6
Garron	3	1	39	33.3	13.00	0	0.0	0	0.0	39	--/--	81.9
<b>Patriots</b>	<b>382</b>	<b>195</b>	<b>2930</b>	<b>51.0</b>	<b>7.67</b>	<b>25</b>	<b>6.5</b>	<b>13</b>	<b>3.4</b>	<b>78t</b>	<b>23/164</b>	<b>84.2</b>
<b>Opponents</b>	<b>450</b>	<b>216</b>	<b>3435</b>	<b>48.0</b>	<b>7.63</b>	<b>19</b>	<b>4.2</b>	<b>25</b>	<b>5.6</b>	<b>97t</b>	<b>34/327</b>	<b>64.8</b>

RESULTS

# 1963 FINAL STATISTICS (7-6-1)

Head Coach: Mike Holovak • First in AFL East • Home Stadium: Fenway Park

DATE	W/L	SCORE	OPPONENT	ATTENDANCE
9/08	W	38-14	* N.Y. Jets	24,120
9/14	L	13-17	at San Diego	26,097
9/22	W	20-14	at Oakland	17,131
9/29	L	10-14	at Denver	18,636
10/05	L	24-31	at N.Y. Jets	16,769
10/11	W	20-14	Oakland	26,494
10/18	W	40-21	Denver	25,418
10/26	L	21-28	at Buffalo	29,243
11/01	W	45-3	Houston	31,185
11/10	L	6-7	San Diego	28,402
11/17	T	24-24	Kansas City	17,200
12/01	W	17-7	Buffalo	16,981
12/08	W	46-28	at Houston	23,462
12/14	L	3-35	at Kansas City	12,598
<b>AFL Playoffs</b>				
12/28	W	26-8	at Buffalo	33,044
1/05	L	10-51	at San Diego	30,127
* game played at Boston College Alumni Stadium.				

SCORING	TD	Ru	Pa	Rt	PAT	FG	S	TP
Cappelletti	2	0	2	0	35/36	22/38	0	113
Graham	5	0	5	0	0	0	0	30
Crump	5	5	0	0	0	0	0	30
Parilli	5	5	0	0	0	0	0	30
Garron	4	2	2	0	0	0	0	24
Colclough	3	0	3	0	0	0	0	18
Lott	3	2	1	0	0	0	0	18
Romeo	3	0	3	0	0	0	0	18
Suci	2	0	0	2	0	0	0	12
Buoniconti	1	0	0	1	0	0	0	6
Crawford	1	1	0	0	0	0	0	6
Yewcic	1	1	0	0	0	0	0	6
Neumann	1	0	1	0	0	0	0	6
Hunt	1	0	0	1	0	0	0	6
Rudolph	0	0	0	0	0	1	2	2
TEAM	0	0	0	0	0	0	1	2
<b>Patriots</b>	<b>37</b>	<b>16</b>	<b>17</b>	<b>4</b>	<b>35/36</b>	<b>22/38</b>	<b>2</b>	<b>327</b>
<b>Opponents</b>	<b>35</b>	<b>12</b>	<b>21</b>	<b>2</b>	<b>35/35</b>	<b>4/21</b>	<b>0</b>	<b>257</b>
<b>2-pt conv.:</b> Crawford 0-1, Patriots 0-1, Opp.: 0-0.								

PUNTING	NO	YDS	AVG	LG	BLK
Yewcic	75	2880	38.4	65	2
<b>Patriots</b>	<b>75</b>	<b>2880</b>	<b>38.4</b>	<b>65</b>	<b>2</b>
<b>Opponents</b>	<b>88</b>	<b>3515</b>	<b>39.9</b>	<b>68</b>	<b>1</b>
PUNT RETURNS	NO	YDS	AVG	LG	TD
Suci	25	233	9.3	22	0
Stephens	14	117	8.3	26	0
Garron	1	23	23.0	23	0
<b>Patriots</b>	<b>40</b>	<b>373</b>	<b>9.3</b>	<b>26</b>	<b>0</b>
<b>Opponents</b>	<b>25</b>	<b>325</b>	<b>13.0</b>	<b>61</b>	<b>0</b>
KICK RETURNS	NO	YDS	AVG	LG	TD
Garron	28	693	24.7	58	0
Suci	17	360	21.1	35	0
Crump	3	33	11.0	14	0
Watson	1	9	9.0	9	0
Yates	1	0	0.0	0	0
<b>Patriots</b>	<b>50</b>	<b>1095</b>	<b>21.9</b>	<b>58</b>	<b>0</b>
<b>Opponents</b>	<b>68</b>	<b>1587</b>	<b>23.3</b>	<b>47</b>	<b>0</b>

## Team Statistics

TOTAL FIRST DOWNS	PATS	OPP
By Rushing	92	59
By Passing	115	144
By Penalty	20	19
<b>TOTAL NET YARDS</b>	<b>4201</b>	<b>3834</b>
Avg. per Game	300.1	273.9
Total Offensive Plays	874	842
Avg. per Play	4.8	4.6
<b>NET YARDS RUSHING</b>	<b>1618</b>	<b>1107</b>
Total Rushing Plays	437	310
Avg. per Rush	3.7	3.6
Avg. per Game	115.6	79.1
<b>NET YARDS PASSING</b>	<b>2583</b>	<b>2727</b>
Avg. per Game	184.5	194.8
Sacked/Yards Lost	27/233	56/526
Gross Yards Passing	2816	3253
Att./Completions	410/184	476/230
Completion Pct.	44.9	48.3
Had Intercepted	29	29
<b>PUNTS/AVERAGE</b>	<b>75/38.4</b>	<b>88/39.9</b>
<b>PUNT RETURNS/AVG</b>	<b>40/9.3</b>	<b>25/13.0</b>
<b>PENALTIES/YARDS</b>	<b>64/614</b>	<b>62/1583</b>
<b>FUMBLES/BALLS LOST</b>	<b>29/12</b>	<b>27/13</b>
<b>TOUCHDOWNS</b>	<b>37</b>	<b>35</b>
Rushing	16	12
Passing	17	21
Returns	4	2

RUSHING	NO	YDS	AVG	LG	TD
Garron	179	750	4.1	47t	2
Crawford	71	233	3.3	19	1
Yewcic	22	161	7.3	46	1
Neumann	44	148	3.4	17	0
Parilli	36	126	3.5	19	5
Crump	49	120	2.5	21	5
Lott	35	78	2.2	7	2
Cappelletti	1	2	2.0	2	0
<b>Patriots</b>	<b>437</b>	<b>1618</b>	<b>3.7</b>	<b>47t</b>	<b>16</b>
<b>Opponents</b>	<b>310</b>	<b>1107</b>	<b>3.6</b>	<b>68t</b>	<b>12</b>
RECEIVING	NO	YDS	AVG	LG	TD
Colclough	42	693	16.5	56t	3
Cappelletti	34	493	14.5	38	2
Romeo	32	418	13.1	38	3
Garron	26	418	16.0	76t	2
Graham	21	550	26.1	77t	5
Crawford	10	89	8.9	28	0
Neumann	10	48	4.8	16	1
Crump	6	46	7.7	12	0
Lott	3	61	20.3	55t	1
<b>Patriots</b>	<b>184</b>	<b>2816</b>	<b>15.3</b>	<b>77t</b>	<b>17</b>
<b>Opponents</b>	<b>230</b>	<b>3253</b>	<b>14.1</b>	<b>74t</b>	<b>21</b>
INTERCEPTIONS	NO	YDS	AVG	LG	TD
Suci	7	277	39.6	98t	2
Addison	4	27	6.7	17	0
Felt	3	81	27.0	35	0
O'Hanley	3	79	26.3	61	0
Buoniconti	3	42	14.0	26	0
Hall	3	24	8.0	14	0
Shonta	3	15	5.0	12	0
Hunt	1	78	78.0	78t	1
Stephens	1	22	22.0	22	0
Eisenhauer	1	0	0.0	0	0
<b>Patriots</b>	<b>29</b>	<b>645</b>	<b>22.2</b>	<b>98t</b>	<b>3</b>
<b>Opponents</b>	<b>29</b>	<b>353</b>	<b>12.2</b>	<b>62t</b>	<b>1</b>

**Sacks:** Eisenhauer 9.0, Dee 7.0, Buoniconti 6.5, Rudolph 6.0, Antwine 4.0, Addison 2.5, Hall 2.0, Richardson 1.0, Team 8.0.

FIELD GOALS	1-19	20-29	30-39	40-49	50+
Cappelletti	2-3	3-4	12-16	5-14	0-1
<b>Patriots</b>	<b>2-3</b>	<b>3-4</b>	<b>12-16</b>	<b>5-14</b>	<b>0-1</b>
<b>Opponents</b>	<b>0-1</b>	<b>1-2</b>	<b>2-9</b>	<b>1-8</b>	<b>0-1</b>

**Cappelletti:** (47N,31G,44N) (35G,9N,36G) (46G,47G) (49N,18G) (45N,22G) (37G,32G) (24G,34G,42G,32G) (23B) (48N,40N,37N,37G) (38N,36G,25G,37N,55N) (32G,40N,43N) (41N,43G) (33G,38N,32G,44G) (14G).

**Opponents:** (39N) (30N,31G) ( ) (43N, 38N, 52N) (36G,38N) ( ) ( ) (40N,42B) (46G) (12N, 48N) (36N,27G,25N,45N) (37N) ( ) (41N,37N, 49N).

**Editors Note:** Due to insufficient data, the starting line-ups from 1960-67 are incomplete.

**1963 Coaching Staff:** Fred Bruney, Defensive Backfield, Marion Campbell, Defensive Line, Art Spinney, Offensive Line.

**AFL All-Stars (11):** LB Tom Addison (3), DT Houston Antwine (1), LB Nick Buoniconti (1), WR/K Gino Cappelletti (2), DE Bob Dee (2), DE Larry Eisenhauer (2), RB Larry Garron (2), DB Ron Hall (1), G Charlie Long (2), G Billy Neighbors (1), QB Babe Parilli (1).

Score by Periods	1	2	3	4	OT	Total
<b>Patriots</b>	<b>60</b>	<b>97</b>	<b>72</b>	<b>98</b>	-	<b>327</b>
<b>Opponents</b>	<b>56</b>	<b>69</b>	<b>59</b>	<b>73</b>	-	<b>257</b>

PASSING	ATT	CMP	YARDS	CMP%	YDS/ATT	TD	TD%	INT	INT%	LG	SK/YDS	RATING
Parilli	337	153	2345	45.4	6.96	13	3.9	24	7.1	77t	--/--	52.1
Yewcic	70	29	444	41.4	6.34	4	5.7	5	7.1	57t	--/--	52.3
Crawford	2	2	27	100.0	13.5	0	0.0	0	0.0	15	--/--	118.8
Garron	1	0	0	0.0	0.0	0	0.0	0	0.0	0	--/--	39.6
<b>Patriots</b>	<b>410</b>	<b>184</b>	<b>2816</b>	<b>44.9</b>	<b>6.87</b>	<b>17</b>	<b>4.1</b>	<b>29</b>	<b>7.1</b>	<b>77t</b>	<b>27/233</b>	<b>52.5</b>
<b>Opponents</b>	<b>476</b>	<b>230</b>	<b>3253</b>	<b>48.3</b>	<b>6.83</b>	<b>21</b>	<b>4.4</b>	<b>29</b>	<b>6.1</b>	<b>74t</b>	<b>56/526</b>	<b>60.2</b>

RESULTS



# 1964 FINAL STATISTICS (10-3-1)

Head Coach: Mike Holovak • Second in AFL East • Home Stadium: Fenway Park

DATE	W/L	SCORE	OPPONENT	ATTENDANCE
9/13	W	17-14	at Oakland	21,126
9/20	W	33-28	at San Diego	20,568
9/27	W	26-10	N.Y. Jets	22,716
10/04	W	39-10	at Denver	15,485
10/09	L	17-26	San Diego	35,096
10/16	T	43-43	Oakland	23,279
10/23	W	24-7	Kansas City	27,400
10/31	L	14-35	at N.Y. Jets	45,003
11/06	W	25-24	Houston	28,161
11/15	W	36-28	at Buffalo	42,308
11/20	W	12-7	Denver	24,979
11/29	W	34-17	at Houston	17,560
12/06	W	31-24	at Kansas City	13,166
12/20	L	14-24	Buffalo	38,021

## Team Statistics

	PATS	OPP				
<b>TOTAL FIRST DOWNS</b>	<b>226</b>	<b>243</b>				
By Rushing	66	63				
By Passing	144	165				
By Penalty	16	15				
<b>TOTAL NET YARDS</b>	<b>4527</b>	<b>4360</b>				
Avg. per Game	323.4	311.4				
Total Offensive Plays	856	933				
Avg. per Play	5.1	4.7				
<b>NET YARDS RUSHING</b>	<b>1361</b>	<b>1143</b>				
Total Rushing Plays	381	356				
Avg. per Rush	3.6	3.2				
Avg. per Game	97.2	81.6				
<b>NET YARDS PASSING</b>	<b>3166</b>	<b>3217</b>				
Avg. per Game	226.1	229.8				
Sacked/Yards Lost	29/301	47/428				
Gross Yards Passing	3467	3645				
Att./Completions	476/229	530/261				
Completion Pct.	48.1	49.2				
Had Intercepted	27	31				
<b>PUNTS/AVERAGE</b>	<b>78/38.0</b>	<b>82/41.5</b>				
<b>PUNT RETURNS/AVG</b>	<b>38/7.3</b>	<b>24/7.7</b>				
<b>PENALTIES/YARDS</b>	<b>53/467</b>	<b>84/744</b>				
<b>FUMBLES/BALLS LOST</b>	<b>23/12</b>	<b>33/16</b>				
<b>TOUCHDOWNS</b>	<b>41</b>	<b>36</b>				
Rushing	9	10				
Passing	31	23				
Returns	1	3				
<b>Score by Periods</b>	<b>1 2 3 4 OT Total</b>	<b>1 2 3 4 OT Total</b>				
Patriots	61	84	98	122	-	365
Opponents	65	81	69	82	-	297

SCORING	TD	Ru	Pa	Rt	PAT	FG	S	TP
Cappelletti	7	0	7	0	36/36	25/39	0	155
Garron	9	2	7	0	0	0	0	54
Graham	6	0	6	0	0	0	0	36
Colclough	5	0	5	0	0	0	0	34
Burton	5	3	2	0	0	0	0	30
Romeo	4	0	4	0	0	0	0	24
Garrett	2	2	0	0	0	0	0	12
Parilli	2	2	0	0	0	0	0	12
O'Hanley	1	0	0	1	0	0	0	6
Rudolph	0	0	0	0	0	0	1	2
<b>Patriots</b>	<b>41</b>	<b>9</b>	<b>31</b>	<b>1</b>	<b>36/36</b>	<b>25/39</b>	<b>1</b>	<b>365</b>
<b>Opponents</b>	<b>36</b>	<b>10</b>	<b>23</b>	<b>3</b>	<b>32/33</b>	<b>14/30</b>	<b>0</b>	<b>297</b>

2-pt conv.: Cappelletti 1-1, Colclough 2-2, Parilli 0-2. Patriots 3-5, Opp.: 2-3.

RUSHING	NO	YDS	AVG	LG	TD
Garron	183	585	3.2	16	2
Burton	102	340	3.3	33	3
Garrett	56	259	4.6	58	2
Parilli	34	168	4.9	32	2
Cappelletti	1	7	7.0	7	0
Yewcic	5	2	0.4	2	0
<b>Patriots</b>	<b>381</b>	<b>1361</b>	<b>3.6</b>	<b>58</b>	<b>9</b>
<b>Opponents</b>	<b>356</b>	<b>1143</b>	<b>3.2</b>	<b>71</b>	<b>10</b>

RECEIVING	NO	YDS	AVG	LG	TD
Cappelletti	49	865	17.7	58t	7
Graham	45	720	16.0	80t	6
Garron	40	350	8.8	52t	7
Colclough	32	657	20.5	59t	5
Burton	27	306	11.3	59t	2
Romeo	26	445	17.1	38	4
Garrett	8	101	12.6	57	0
Snyder	1	12	12.0	12	0
Crawford	1	11	11.0	11	0
<b>Patriots</b>	<b>229</b>	<b>3467</b>	<b>15.1</b>	<b>80t</b>	<b>31</b>
<b>Opponents</b>	<b>261</b>	<b>3645</b>	<b>14.0</b>	<b>80t</b>	<b>23</b>

INTERCEPTIONS	NO	YDS	AVG	LG	TD
Hall	11	148	13.5	50	0
Webb	6	43	7.2	25	0
Buoniconti	5	75	15.0	26	0
O'Hanley	3	120	40.0	47	1
Felt	2	10	5.0	8	0
Addison	2	4	2.0	4	0
Shonta	1	21	21.0	21	0
Dukes	1	6	6.0	6	0
<b>Patriots</b>	<b>31</b>	<b>427</b>	<b>13.8</b>	<b>50</b>	<b>1</b>
<b>Opponents</b>	<b>27</b>	<b>485</b>	<b>18.0</b>	<b>70</b>	<b>1</b>

PUNTING	NO	YDS	AVG	LG	BLK
Yewcic	73	2787	38.7	63	1
Parilli	5	180	36.0	45	0
<b>Patriots</b>	<b>78</b>	<b>2967</b>	<b>38.0</b>	<b>63</b>	<b>1</b>
<b>Opponents</b>	<b>82</b>	<b>3401</b>	<b>41.5</b>	<b>67</b>	<b>1</b>

PUNT RETURNS	NO	YDS	AVG	LG	TD
Burton	11	78	7.1	19	0
Cloutier	20	136	6.8	40	0
Stephens	5	34	6.8	11	0
Garrett	2	28	14.0	28	0
<b>Patriots</b>	<b>38</b>	<b>276</b>	<b>7.3</b>	<b>40</b>	<b>0</b>
<b>Opponents</b>	<b>24</b>	<b>185</b>	<b>7.7</b>	<b>52</b>	<b>0</b>

KICK RETURNS	NO	YDS	AVG	LG	TD
Garrett	32	749	23.4	42	0
Garron	10	198	19.8	31	0
Burton	7	131	18.7	27	0
Dukes	2	33	16.5	17	0
Stephens	2	5	2.5	5	0
Cloutier	1	46	46.0	46	0
Romeo	1	5	5.0	5	0
Oakes	1	0	0.0	0	0
Watson	1	0	0.0	0	0
Yates	1	0	0.0	0	0
<b>Patriots</b>	<b>58</b>	<b>1167</b>	<b>20.1</b>	<b>46</b>	<b>0</b>
<b>Opponents</b>	<b>70</b>	<b>1637</b>	<b>23.4</b>	<b>93t</b>	<b>1</b>

**Sacks:** Eisenhauer 7.5, Antwine 5.5, Buoniconti 4.5, Dee 3.5, St. Jean 3.0, Hunt 2.5, Richardson 2.5, Rudolph 2.5, Dukes 2.0, O'Hanley 1.0, Shonta 1.0, Team 2.0.

FIELD GOALS	1-19	20-29	30-39	40-49	50+
Cappelletti	6-6	5-6	5-9	8-16	1-2
<b>Patriots</b>	<b>6-6</b>	<b>5-6</b>	<b>5-9</b>	<b>8-16</b>	<b>1-2</b>
<b>Opponents</b>	<b>5-6</b>	<b>0-2</b>	<b>5-8</b>	<b>4-13</b>	<b>0-1</b>

**Cappelletti:** (47N,46N,48G) (41G,57N, 45N, 26N,32G,37G,37G) (47G,26G, 49N,41G,42G, 44N) (11G,30G,16G, 47G,14G,17G) (48G) (41N,31N) (25G) (30N) (25G,33G,22G,41G) () (35N,51G) (35N,28G,15G,45N) (12G) (46N).

**Opponents:** (47N,48N) (26N,30G,12G) (40G, 47N) (32G) (54N,16G,17G) (41G, 33N,37G, 9B,38G) (43G) () (46N,23N, 10G) (41G,33G, 35N) (46N,39N) (49N, 49G,41N) (42G) (12N).

**Editors Note:** Due to insufficient data, the starting line-ups from 1960-67 are incomplete.

**1964 Coaching Staff:** Art Spinney, Offensive Line, Carl Taseff, Defensive Backs, Chuck Weber, Defensive Line/Backfield.

**AFL All-Stars (9):** LB Tom Addison (4), DT Houston Antwine (2), LB Nick Buoniconti (2), WR/K Gino Cappelletti (3), DE Bob Dee (3), DE Larry Eisenhauer (3), RB Larry Garron (3), C Jon Morris (1), QB Babe Parilli (2).

PASSING	ATT	CMP	YARDS	CMP%	YDS/ATT	TD	TD%	INT	INT%	LG	SK/YDS	RATING
Parilli	473	228	3465	48.2	7.33	31	6.6	27	5.7	80t	27/279	70.8
Garron	2	0	0	0.0	0.0	0	0.0	0	0.0	0	0/0	39.6
Yewcic	1	1	2	100.0	2.0	0	0.0	0	0.0	2	0/0	79.2
Cappelletti	0	0	0	0.0	0.0	0	0.0	0	0.0	0	1/11	--
<b>Patriots</b>	<b>476</b>	<b>229</b>	<b>3467</b>	<b>48.1</b>	<b>7.28</b>	<b>31</b>	<b>6.5</b>	<b>27</b>	<b>5.7</b>	<b>80t</b>	<b>29/301</b>	<b>70.6</b>
<b>Opponents</b>	<b>530</b>	<b>261</b>	<b>3645</b>	<b>49.2</b>	<b>6.88</b>	<b>23</b>	<b>4.3</b>	<b>31</b>	<b>5.8</b>	<b>80t</b>	<b>47/428</b>	<b>61.9</b>

# 1965 FINAL STATISTICS (4-8-2)

Head Coach: Mike Holovak • Third in AFL East • Home Stadium: Fenway Park

DATE	W/L	SCORE	OPPONENT	ATTENDANCE
9/11	L	7-24	at Buffalo	45,502
9/19	L	10-31	at Houston	32,445
9/24	L	10-27	Denver	26,782
10/03	L	17-27	at Kansas City	26,773
10/08	L	10-24	Oakland	24,824
10/17	T	13-13	San Diego	20,924
10/24	L	21-30	at Oakland	20,858
10/31	W	22-6	at San Diego	33,366
11/07	L	7-23	Buffalo	24,415
11/14	L	20-30	N.Y. Jets	18,589
11/21	T	10-10	Kansas City	13,056
11/28	W	27-23	at N.Y. Jets	59,334
12/12	W	28-20	at Denver	27,207
12/18	W	42-14	Houston	14,508

## Team Statistics

	PATS	OPP				
<b>TOTAL FIRST DOWNS</b>	<b>214</b>	<b>232</b>				
By Rushing	55	92				
By Passing	130	127				
By Penalty	29	13				
<b>TOTAL NET YARDS</b>	<b>3624</b>	<b>4131</b>				
Avg. per Game	258.9	295.1				
Total Offensive Plays	883	886				
Avg. per Play	4.1	4.7				
<b>NET YARDS RUSHING</b>	<b>1117</b>	<b>1531</b>				
Total Rushing Plays	373	425				
Avg. per Rush	3.0	3.6				
Avg. per Game	79.8	109.4				
<b>NET YARDS PASSING</b>	<b>2507</b>	<b>2600</b>				
Avg. per Game	179.1	185.7				
Sacks/Yards Lost	37/347	30/291				
Gross Yards Passing	2854	2891				
Att./Completions	473/193	431/206				
Completion Pct.	40.8	47.8				
Had Intercepted	29	21				
<b>PUNTS/AVERAGE</b>	<b>82/40.1</b>	<b>78/42.1</b>				
<b>PENALTIES/YARDS</b>	<b>58/537</b>	<b>72/658</b>				
<b>FUMBLES/BALLS LOST</b>	<b>24/12</b>	<b>24/9</b>				
<b>TOUCHDOWNS</b>	<b>27</b>	<b>34</b>				
Rushing	8	10				
Passing	19	17				
Returns	0	7				
<b>Score by Periods</b>	<b>1 2 3 4 OT Total</b>	<b>1 2 3 4 OT Total</b>				
Patriots	39	98	46	61	-	244
Opponents	60	87	62	93	-	302

SCORING	TD	Ru	Pa	Rt	PAT	FG	S	TP
Cappelletti	9	0	9	0	27/27	17/27	0	132
Nance	5	5	0	0	0	0	0	30
Burton	3	1	2	0	0	0	0	18
Colclough	3	0	3	0	0	0	0	18
Garrett	3	1	2	0	0	0	0	18
Romeo	2	0	2	0	0	0	0	12
Garron	2	1	1	0	0	0	0	12
Cunningham	0	0	0	0	0	1	2	
Team	0	0	0	0	0	1	2	
<b>Patriots</b>	<b>27</b>	<b>8</b>	<b>19</b>	<b>0</b>	<b>27/27</b>	<b>17/27</b>	<b>2</b>	<b>244</b>
<b>Opponent</b>	<b>34</b>	<b>10</b>	<b>17</b>	<b>7</b>	<b>28/28</b>	<b>22/40</b>	<b>3</b>	<b>302</b>

2-pt conv: Patriots 0-0; Opp. 2-6 (1-4 pass; 1-2 run)

RUSHING	NO	YDS	AVG	LG	TD	KICK RETURNS	NO	YDS	AVG	LG	TD
Nance	111	321	2.9	20	5	Cunningham	17	374	22.0	45	0
Garron	74	259	3.5	59	1	Garrett	12	232	19.3	25	0
Parilli	50	200	4.0	17	0	Burton	7	188	26.9	39	0
Garrett	42	147	3.5	26	1	Bellino	7	138	19.7	26	0
Burton	45	108	2.4	22	1	Garron	5	141	28.2	36	0
Bellino	24	49	2.0	10	0	Dukes	3	45	15.0	20	0
Johnson	19	29	1.5	9	0	Nance	3	40	13.3	19	0
Wilson	8	4	0.5	17	0	Johnson	2	29	14.5	16	0
<b>Patriots</b>	<b>373</b>	<b>1117</b>	<b>3.0</b>	<b>59</b>	<b>8</b>	Rudolph	1	4	4.0	4	0
<b>Opponents</b>	<b>425</b>	<b>1531</b>	<b>3.6</b>	<b>63t</b>	<b>10</b>	Canale	2	0	0.0	0	0
						Pyne	1	0	0.0	0	0

RECEIVING	NO	YDS	AVG	LG	TD	Patriots	NO	YDS	AVG	LG	TD
Colclough	40	677	16.9	41	3	<b>Patriots</b>	<b>60</b>	<b>1191</b>	<b>19.9</b>	<b>45</b>	<b>0</b>
Cappelletti	37	680	18.4	57t	9	<b>Opponents</b>	<b>41</b>	<b>946</b>	<b>23.1</b>	<b>102t</b>	<b>1</b>
Graham	25	316	12.6	33	0						
Whalen	22	381	17.3	67	0	<b>Sacks:</b>	Eisenhauer 9.5, Antwine 3.5, Hunt 3.0, Buoniconti 2.0, Pyne 2.0, St. Jean 2.0, Addison 1.0, Hall 1.0, Dukes 0.5, Long 0.5, Team 2.0.				
Garron	15	222	14.8	52	1	<b>FIELD GOALS</b>	<b>1-19</b>	<b>20-29</b>	<b>30-39</b>	<b>40-49</b>	<b>50+</b>
Romeo	15	203	13.5	36	2	Cappelletti	5/5	4/7	7/11	0/2	1/2
Nance	12	83	6.9	22	0	<b>Patriots</b>	<b>5/5</b>	<b>4/7</b>	<b>7/11</b>	<b>0/2</b>	<b>1/2</b>
Burton	10	127	12.7	73t	2	<b>Opponents</b>	<b>11/11</b>	<b>3/5</b>	<b>5/14</b>	<b>3/8</b>	<b>0/2</b>
Garrett	7	49	7.0	15	2	<b>Cappelletti:</b>	(47n) (33G,38n,25b) (16G) (18G) (13G) (21G,26b,22G) (-) (36n,30G, 33G) (29n) (35n,30G,30G,42n) (17G) (33G,53G) (-) (36n,20G,50n,10G, 24G, 31G).				
Bellino	5	74	14.8	20	0	<b>Opponents:</b>	(34n,36G,30b) (36n,36b, 45G) (30G,18G) (14G,48G,43n,51n,36n) (47n,39n, 38G,37n) (40G,42n,10G) (22G, 34n,19G,9G) (49n,42n) (28G,16G,32G) (16G,19G,14G) (50n,32G,37n) (25n,14G, 13G,26G)(27b) ().				
Johnson	4	29	7.3	23	0	<b>Editors Note:</b> Due to insufficient data, the starting line-ups from 1960-67 are incomplete.					
Yewcic	1	13	13.0	13	0	<b>1965 Coaching Staff:</b> Jesse Richardson, Defensive Line, Art Spinney, Offensive Line, Chuck Weber, Defensive Line/ Backfield.					
<b>Patriots</b>	<b>193</b>	<b>2854</b>	<b>14.8</b>	<b>73t</b>	<b>19</b>						
<b>Opponents</b>	<b>206</b>	<b>2891</b>	<b>14.0</b>	<b>85t</b>	<b>17</b>						

INTERCEPTIONS	NO	YDS	AVG	LG	TD	PUNTING	NO	YDS	AVG	LG	BLK	
Hall	3	35	11.7	29	0	Yewcic	76	3094	40.7	70	2	
Buoniconti	3	31	10.3	26	0	Wilson	6	194	36.0	49	1	
Shonta	2	46	23.0	27	0	<b>Patriots</b>	<b>82</b>	<b>3288</b>	<b>40.1</b>	<b>70</b>	<b>3</b>	
Webb	2	45	22.5	45	0	<b>Opponents</b>	<b>78</b>	<b>3281</b>	<b>42.1</b>	<b>64</b>	<b>0</b>	
Cunningham	2	16	8.0	10	0							
Hennessey	2	14	7.0	14	0	<b>PUNT RETURNS</b>	<b>NO</b>	<b>FC</b>	<b>YDS</b>	<b>AVG</b>	<b>LG</b>	<b>TD</b>
Graves	2	0	0.0	0	0	Burton	15	0	61	4.1	12	0
Farmer	1	16	16.0	16	0	Cunningham	5	0	35	7.0	13	0
Addison	1	13	13.0	13	0	Hennessey	5	0	21	4.2	9	0
Dukes	1	10	10.0	10	0	Garrett	1	0	19	19.0	19	0
O'Hanley	1	5	5.0	5	0	Nance	1	0	16	16.0	16	0
Antwine	1	2	2.0	2	0	<b>Patriots</b>	<b>27</b>	<b>0</b>	<b>152</b>	<b>5.6</b>	<b>19</b>	<b>0</b>
<b>Patriots</b>	<b>21</b>	<b>233</b>	<b>11.1</b>	<b>45</b>	<b>0</b>	<b>Opponents</b>	<b>33</b>	<b>0</b>	<b>232</b>	<b>7.0</b>	<b>41</b>	<b>0</b>
<b>Opponents</b>	<b>29</b>	<b>365</b>	<b>12.6</b>	<b>38t</b>	<b>4</b>							

**AFL All-Stars (4):** DT Houston Antwine (3), LB Nick Buoniconti (3), DE Bob Dee (4), C Jon Morris (2).

PASSING	ATT	CMP	YARDS	CMP%	YDS/ATT	TD	TD%	INT	INT%	LG	SK/YDS	RATING
Parilli	426	173	2597	40.6	6.10	18	4.2	26	6.1	73t	--/--	50.0
Wilson	46	20	257	43.5	5.59	1	2.2	3	6.5	30	--/--	41.7
Yewcic	1	0	0	0.0	0.00	0	0.0	0	0.0	0	--/--	39.6
<b>Patriots</b>	<b>473</b>	<b>193</b>	<b>2854</b>	<b>40.8</b>	<b>6.03</b>	<b>19</b>	<b>4.0</b>	<b>29</b>	<b>6.1</b>	<b>73t</b>	<b>37/347</b>	<b>49.1</b>
<b>Opponents</b>	<b>431</b>	<b>206</b>	<b>2891</b>	<b>47.8</b>	<b>6.71</b>	<b>17</b>	<b>3.9</b>	<b>21</b>	<b>4.9</b>	<b>85t</b>	<b>30/291</b>	<b>62.7</b>

# 1966 FINAL STATISTICS (8-4-2)

Head Coach: Mike Holovak • Second in AFL East • Home Stadium: Fenway Park

DATE	W/L	SCORE	OPPONENT	ATTENDANCE
9/10	L	0-24	at San Diego	29,539
9/18	W	24-10	at Denver	25,337
9/25	L	24-43	Kansas City	22,641
10/02	T	24-24	N.Y. Jets	27,255
10/08	W	20-10	at Buffalo	45,542
10/23	W	35-17	San Diego	32,371
10/30	W	24-21	Oakland	26,941
11/06	L	10-17	Denver	18,154
11/13	W	27-21	Houston	23,426
11/20	T	27-27	at Kansas City	41,475
11/27	W	20-14	at Miami	22,754
12/04	W	14-3	Buffalo	39,350
12/11	W	38-14	at Houston	17,100
12/17	L	28-38	at N.Y. Jets	58,921

## Team Statistics

	PATS	OPP
<b>TOTAL FIRST DOWNS</b>	<b>243</b>	<b>243</b>
By Rushing	100	68
By Passing	121	153
By Penalty	22	22
<b>TOTAL NET YARDS</b>	<b>4536</b>	<b>4491</b>
Avg. per Game	324.0	320.8
Total Offensive Plays	889	900
Avg. per Play	5.1	5.0
<b>NET YARDS RUSHING</b>	<b>1963</b>	<b>1135</b>
Total Rushing Plays	471	369
Avg. per Rush	4.2	3.1
Avg. per Game	140.2	81.1
<b>NET YARDS PASSING</b>	<b>2573</b>	<b>3356</b>
Avg. per Game	183.8	239.7
Sacked/Yards Lost	25/211	22/209
Gross Yards Passing	2784	3565
Att./Completions	393/186	509/247
Completion Pct.	47.3	48.5
Had Intercepted	21	22
<b>PUNTS/AVERAGE</b>	<b>76/36.5</b>	<b>86/38.5</b>
<b>PENALTIES/YARDS</b>	<b>64/601</b>	<b>76/757</b>
<b>FUMBLES/BALLS LOST</b>	<b>25/13</b>	<b>30/15</b>
<b>TOUCHDOWNS</b>	<b>38</b>	<b>36</b>
Rushing	17	7
Passing	20	26
Returns	1	3
<b>Score by Periods</b>	<b>1 2 3 4 OT Total</b>	
Patriots	58 111 89 57 -	315
Opponents	64 58 61 100 -	283

SCORING	TD	Ru	Pa	Rt	PAT	FG	S	TP
Cappelletti	6	0	6	0	35/36	16/32	0	119
Nance	11	11	0	0	0	0	0	66
Garron	9	4	5	0	0	0	0	54
Graham	4	0	4	0	0	0	0	24
Whalen	4	0	4	0	0	0	0	24
Cappadonna	1	1	0	0	0	0	0	8
Bellino	1	0	1	0	0	0	0	6
Hunt	1	0	0	1	0	0	0	6
Parilli	1	1	0	0	0	0	0	6
Romeo	0	0	0	0	0	0	0	2
<b>Patriots</b>	<b>38</b>	<b>17</b>	<b>20</b>	<b>1</b>	<b>35/36</b>	<b>16/32</b>	<b>0</b>	<b>315</b>
<b>Opponents</b>	<b>36</b>	<b>7</b>	<b>26</b>	<b>3</b>	<b>34/36</b>	<b>11/26</b>	<b>0</b>	<b>283</b>

2-pt conversions.: Cappadonna 1-1, Romeo 1-1.  
Patriots 2-2; opp. 0-0.

RUSHING	NO	YDS	AVG	LG	TD	KICK RETURNS	NO	YDS	AVG	LG	TD
Nance	299	1458	4.9	65t	11	Bellino	18	410	22.8	43	0
Garron	101	319	3.2	54	4	Cunningham	17	371	21.8	39	0
Cappadonna	22	88	4.0	13	1	Purvis	8	185	23.1	34	0
Parilli	28	42	1.5	17	1	Cappadonna	3	46	15.3	17	0
Huarte	7	40	5.7	13	0	Garron	2	49	24.5	29	0
Garrett	13	21	1.6	5	0	Johnson, B.	2	45	22.5	23	0
Yewcic	1	-5	-5.0	-5	0	Singer	1	27	27.0	27	0
<b>Patriots</b>	<b>471</b>	<b>1963</b>	<b>4.2</b>	<b>65t</b>	<b>17</b>	Mangum	1	8	8.0	8	0
<b>Opponents</b>	<b>369</b>	<b>1135</b>	<b>3.1</b>	<b>61</b>	<b>7</b>	Colclough	1	2	2.0	2	0

RECEIVING	NO	YDS	AVG	LG	TD	Patriots	NO	YDS	AVG	LG	TD
Graham	51	673	13.2	42	4	<b>Opponents</b>	<b>46</b>	<b>988</b>	<b>21.5</b>	<b>62</b>	<b>0</b>
Cappelletti	43	676	15.7	63t	6	Sacks: Hunt 9.0, Eisenhauer 4.5, Dee 2.5, Addison 2.0, Farmer 2.0, Antwine 1.5, Fraser 1.5, Team 1.0.					
Garron	30	416	13.9	61t	5	<b>FIELD GOALS</b> 1-19 20-29 30-39 40-49 50+					
Whalen	29	502	17.3	45	4	Cappelletti 6/6 1/4 6/9 3/11 0/2					
Colclough	16	284	17.8	32	0	<b>Patriots</b> 6/6 1/4 6/9 3/11 0/2					
Nance	8	103	12.9	45	0	<b>Opponents</b> 6/6 1/5 2/7 2/7 0/1					
Bellino	6	77	12.8	25t	1	<b>Cappelletti:</b> (45n) (24n,44G,14G,32G) (30G) (51n,17G) (10G,47n,31G,50n) (47n) (14G,45n) (34b,33G,31n,20n) (28G,44G,29n) (31G,19G) (47b,32G,49G,42n) (42n,41b) (13G,35n) ().					
Romeo	2	46	23.0	29	0	<b>Opponents:</b> (10G,40n) (18G) (11G) (48n,38n,30n,17G) (33n,36n,37G,27n) (25n,43G) (45n,28n,52n) (36G,42n) (34n, 48n) (23G,40G,28n) (-) (11G) (-) (12G).					
Garrett	1	7	7.0	7	0	<b>Editors Note:</b> Due to insufficient data, the starting line-ups for 1960-67 are incomplete.					
<b>Patriots</b>	<b>186</b>	<b>2784</b>	<b>15.0</b>	<b>63t</b>	<b>20</b>	<b>1966 Coaching Staff:</b> Rommie Loudd, Linebackers, Jesse Richardson, Defensive Line, Art Spinney, Offensive Line, Chuck Weber, Defensive Line/Backfield.					
<b>Opponents</b>	<b>247</b>	<b>3565</b>	<b>14.4</b>	<b>77t</b>	<b>26</b>	<b>AFL All-Stars (11):</b> DT Houston Antwine (4), LB Nick Buoniconti (4), WR/K Gino Cappelletti (4), DE Larry Eisenhauer (4), DT Jim Lee Hunt (2), C Jon Morris (3), FB Jim Nance (1), T Tom Neville (1), QB Babe Parilli (3), DB Chuck Shonta (1), G Len St. Jean.					

INTERCEPTIONS	NO	YDS	AVG	LG	TD
Hall	6	159	26.5	87	0
Hennessey	6	99	16.5	33	0
Buoniconti	4	43	10.8	41	0
Felt	2	35	17.5	32	0
Shonta	1	9	9.0	9	0
Fraser	1	3	3.0	3	0
Graves	1	0	0.0	0	0
Webb	1	0	0.0	0	0
<b>Patriots</b>	<b>22</b>	<b>348</b>	<b>15.8</b>	<b>87</b>	<b>0</b>
<b>Opponents</b>	<b>21</b>	<b>204</b>	<b>9.7</b>	<b>32t</b>	<b>2</b>

PUNTING	NO	YDS	AVG	LG	BLK
Fraser	55	2044	37.2	68	2
Yewcic	21	732	34.9	49	1
<b>Patriots</b>	<b>76</b>	<b>2776</b>	<b>36.5</b>	<b>68</b>	<b>3</b>
<b>Opponents</b>	<b>86</b>	<b>3312</b>	<b>38.5</b>	<b>60</b>	<b>1</b>

PUNT RETURNS	NO	FC	YDS	AVG	LG	TD
Hennessey	7	0	39	5.6	11	0
Johnson	7	0	37	5.3	12	0
Purvis	5	0	43	8.6	18	0
Bellino	4	0	19	4.8	13	0
Graves	1	0	5	5.0	5	0
<b>Patriots</b>	<b>24</b>	<b>0</b>	<b>143</b>	<b>6.0</b>	<b>18</b>	<b>0</b>
<b>Opponents</b>	<b>20</b>	<b>0</b>	<b>127</b>	<b>6.4</b>	<b>21</b>	<b>1</b>

PASSING	ATT	CMP	YARDS	CMP%	YDS/ATT	TD	TD%	INT	INT%	LG	SK/YDS	RATING
Parilli	382	181	2721	47.4	7.12	20	5.2	20	5.2	63t	-/-	66.9
Huarte	11	5	63	45.5	5.73	0	0.0	1	9.0	17	-/-	25.9
<b>Patriots</b>	<b>393</b>	<b>186</b>	<b>2784</b>	<b>47.3</b>	<b>7.08</b>	<b>20</b>	<b>5.1</b>	<b>21</b>	<b>5.3</b>	<b>63t</b>	<b>25/211</b>	<b>65.7</b>
<b>Opponents</b>	<b>509</b>	<b>247</b>	<b>3565</b>	<b>48.5</b>	<b>7.00</b>	<b>26</b>	<b>5.1</b>	<b>22</b>	<b>4.3</b>	<b>77t</b>	<b>22/209</b>	<b>70.7</b>



# 1967 FINAL STATISTICS (3-10-1)

Head Coach: Mike Holovak • Fifth in AFL East • Home Stadium: Fenway Park

DATE	W/L	SCORE	OPPONENT	ATTENDANCE
9/03	L	21-26	at Denver	35,488
9/09	L	14-28	at San Diego	39,227
9/17	L	7-35	at Oakland	26,289
9/24	W	23-0	at Buffalo	45,748
10/08	T	31-31	at San Diego	23,620
10/15	W	41-10	Miami	23,955
10/22	L	14-48	Oakland	25,057
10/29	L	23-30	at N.Y. Jets	62,784
11/05	W	18-7	Houston	19,422
11/12	L	10-33	Kansas City	23,010
11/19	L	24-29	N.Y. Jets	26,790
11/26	L	6-27	at Houston	28,044
12/09	L	16-44	Buffalo	20,627
12/17	L	32-41	at Miami	25,969

## Team Statistics

	PATS	OPP
<b>TOTAL FIRST DOWNS</b>	<b>219</b>	<b>219</b>
By Rushing	80	61
By Passing	120	138
By Penalty	19	20
<b>TOTAL NET YARDS</b>	<b>4027</b>	<b>4206</b>
Avg. per Game	287.6	300.4
Total Offensive Plays	870	871
Avg. per Play	4.6	4.8
<b>NET YARDS RUSHING</b>	<b>1604</b>	<b>1350</b>
Total Rushing Plays	391	417
Avg. per Rush	4.1	3.2
Avg. per Game	114.6	96.4
<b>NET YARDS PASSING</b>	<b>2423</b>	<b>2856</b>
Avg. per Game	173.1	204.0
Sacked/Yards Lost	45/361	31/267
Gross Yards Passing	2784	3123
Att./Completions	434/191	423/211
Completion Pct.	44.0	49.9
Had Intercepted	32	17
<b>PUNTS/AVERAGE</b>	<b>65/40.5</b>	<b>73/41.9</b>
<b>PENALTIES/YARDS</b>	<b>59/520</b>	<b>70/722</b>
<b>FUMBLES/BALLS LOST</b>	<b>37/22</b>	<b>26/15</b>
<b>TOUCHDOWNS</b>	<b>33</b>	<b>48</b>
Rushing	10	12
Passing	20	28
Returns	3	8

Score by Periods	1	2	3	4	OT	Total
Patriots	74	81	60	65	-	280
Opponents	76	139	66	108	-	389

SCORING	TD	Ru	Pa	Rt	PAT	FG	S	TP
Cappelletti	3	0	3	0	29/30	16/31	0	95
Nance	8	7	1	0	0	0	0	48
Garron	5	0	5	0	0	0	0	30
Whalen	5	0	5	0	0	0	0	30
Graham	4	0	4	0	0	0	0	24
Trull	3	3	0	0	0	0	0	18
Cappadona	1	0	1	0	0	0	0	6
Charles	1	0	0	1	0	0	0	6
Cunningham	1	0	0	1	0	0	0	6
Garrett	1	0	0	1	0	0	0	6
Leo	1	0	0	1	0	0	0	6
Buoniconti	0	0	0	0	0	1	2	2
Hunt	0	0	0	0	0	1	2	2
Canale	0	0	0	0	1/1	0/0	0	1
<b>Patriots</b>	<b>33</b>	<b>10</b>	<b>20</b>	<b>3</b>	<b>30/31</b>	<b>16/31</b>	<b>2</b>	<b>280</b>
<b>Opponent</b>	<b>48</b>	<b>12</b>	<b>28</b>	<b>8</b>	<b>44/46</b>	<b>19/31</b>	<b>0</b>	<b>389</b>

2-pt. Conversions: Patriots 0-2, Opp. 0-2.

RUSHING	No	Yds	Avg	Lg	TD
Nance	269	1216	4.5	53	7
Garron	46	163	3.5	20	0
Cappadona	28	100	3.6	11	0
Parilli	14	61	4.4	18	0
Trull	19	35	1.8	10	3
Bellino	6	15	2.5	10	0
Leo	1	7	7.0	7	0
Garrett	5	7	1.4	8	0
Huarte	2	5	2.5	4	0
Graham	1	-5	-5.0	-5	0
<b>Patriots</b>	<b>391</b>	<b>1604</b>	<b>4.1</b>	<b>53</b>	<b>10</b>
<b>Opponents</b>	<b>417</b>	<b>1350</b>	<b>3.2</b>	<b>67</b>	<b>12</b>

RECEIVING	NO	YDS	AVG	LG	TD
Graham	41	606	14.8	79t	4
Whalen	39	651	16.7	41t	5
Cappelletti	35	397	11.3	35	3
Garron	30	507	16.9	66	5
Nance	22	196	8.9	36	1
Colclough	14	263	18.8	52	0
Cappadona	6	104	17.3	42	1
Leo	1	25	25.0	25t	1
Nichols	1	19	19.0	19	0
Garrett	1	12	12.0	12	0
Romeo	1	4	4.0	4	0
<b>Patriots</b>	<b>191</b>	<b>2784</b>	<b>14.6</b>	<b>79t</b>	<b>20</b>
<b>Opponents</b>	<b>211</b>	<b>3123</b>	<b>10.1</b>	<b>75t</b>	<b>28</b>

INTERCEPTIONS	NO	YDS	AVG	LG	TD
Webb	4	91	22.8	41	0
Buoniconti	4	7	1.8	7	0
Shonta	3	57	19.0	28	0
Mitchell	3	9	3.0	9	0
Cunningham, J.	1	54	54.0	54	0
Charles	1	35	35.0	35t	0
Hall	1	4	4.0	4	0
<b>Patriots</b>	<b>17</b>	<b>257</b>	<b>15.1</b>	<b>54t</b>	<b>2</b>
<b>Opponents</b>	<b>32</b>	<b>640</b>	<b>20.0</b>	<b>68t</b>	<b>7</b>

PUNTING	NO	YDS	AVG	LG	BLK
Swanson	65	2632	40.5	62	0
<b>Patriots</b>	<b>65</b>	<b>2632</b>	<b>40.5</b>	<b>62</b>	<b>0</b>
<b>Opponents</b>	<b>73</b>	<b>3062</b>	<b>41.9</b>	<b>60</b>	<b>1</b>

PUNT RETURNS	NO	FC	YDS	AVG	LG	TD
Bellino	15	8	129	8.6	18	0
Cunningham, J.	17	5	105	6.2	44	0
Johnson	6	1	124	20.7	52	0
Leo	5	0	54	10.8	43	0
<b>Patriots</b>	<b>43</b>	<b>14</b>	<b>412</b>	<b>9.6</b>	<b>52</b>	<b>0</b>
<b>Opponents</b>	<b>31</b>	<b>12</b>	<b>252</b>	<b>8.1</b>	<b>39</b>	<b>0</b>

KICK RETURNS	NO	YDS	AVG	LG	TD
Cunningham	30	627	20.9	41	0
Bellino	18	357	19.8	32	0
Leo	11	232	21.1	31	0
Garrett	4	73	18.3	20	0
Garron	3	73	24.3	26	0
Cappadona	3	26	14.5	20	0
Singer	2	29	14.5	20	0
Ilg	1	10	10.0	10	0
Johnson	1	9	9.0	9	0
<b>Patriots</b>	<b>73</b>	<b>1436</b>	<b>19.7</b>	<b>41</b>	<b>0</b>
<b>Opponents</b>	<b>45</b>	<b>946</b>	<b>21.0</b>	<b>51</b>	<b>0</b>

Sacks: Antwine 6.0, Eisenhauer 6.0, Hunt 5.0, Dee 2.5, Buoniconti 1.0, Ilg 1.0, Satcher 1.0, Shonta 1.0, Philpott 0.5, Team 2.0.

FIELD GOALS	1-19	20-29	30-39	40-49	50+
<b>Patriots</b>	<b>4/6</b>	<b>3/4</b>	<b>3/6</b>	<b>6/11</b>	<b>0/4</b>
<b>Opponents</b>	<b>7/8</b>	<b>6/7</b>	<b>4/6</b>	<b>2/9</b>	<b>0/1</b>

Cappelletti: (-) (38n) (-) (33G,23G,49n, 20n,44n,44n,45G) (37n,51n,41G) (36n, 17b) (-) (14G,42G,33G) (50n,40G,13b, 12G,18G) (47n,24G) (14G) (40G,50n, 51n,30G) (40n) (41G,20G).

Opponents: (20G,9G) (45n,50n,42n) (-) (49n,20n,39n) (32G,49n) (34G,35n) (12G, 24G) (41n,14G,21G,26G,15n) (-) (33G,36G) (40G,49n) (44G,47n,23G) (12G,11G,23G) (13G,13G).

Editors Note: Due to insufficient data, the starting line-ups from 1960-67 are incomplete.

1967 Coaching Staff: Rommie Loudd, Linebackers, Jesse Richardson, Defensive Line, Art Spinney, Offensive Line, Chuck Weber, Defensive Line/Backfield.

AFL All-Stars (7): DT Houston Antwine (5), LB Nick Buoniconti (5), RB Larry Garron (4), DT Jim Lee Hunt (3), C Jon Morris (4), FB Jim Nance (2), T Don Oakes (1).

PASSING	ATT	CMP	YARDS	CMP%	YDS/ATT	TD	TD%	INT	INT%	LG	SK/YDS	RATING
Parilli	344	161	2317	46.8	6.74	19	5.5	24	7.0	79t	29/250	58.5
Trull	81	27	442	33.3	5.46	1	1.2	7	8.6	52	11/75	20.7
Huarte	9	3	25	33.3	2.78	0	0.0	1	11.1	15	5/36	2.8
<b>Patriots</b>	<b>434</b>	<b>191</b>	<b>2784</b>	<b>44.0</b>	<b>6.41</b>	<b>20</b>	<b>4.6</b>	<b>32</b>	<b>7.4</b>	<b>79t</b>	<b>45/361</b>	<b>50.1</b>
<b>Opponents</b>	<b>423</b>	<b>211</b>	<b>3123</b>	<b>49.9</b>	<b>7.38</b>	<b>28</b>	<b>6.6</b>	<b>17</b>	<b>4.0</b>	<b>75t</b>	<b>31/267</b>	<b>79.7</b>

# 1968 FINAL STATISTICS (4-10)

Head Coach: Mike Holovak • Fourth in AFL East • Home Stadium: Fenway Park

DATE	W/L	SCORE	OPPONENT	ATTENDANCE
9/08	W	16-7	at Buffalo	38,865
9/22	L	31-47	*N.Y. Jets	29,192
9/29	W	20-17	at Denver	37,024
10/06	L	10-41	at Oakland	44,253
10/13	L	0-16	Houston	32,502
10/20	W	23-6	Buffalo	21,082
10/27	L	14-48	at N.Y. Jets	62,351
11/03	L	14-35	Denver	18,304
11/10	L	17-27	San Diego	19,278
11/17	L	17-31	at Kansas City	48,271
11/24	L	10-34	Miami	18,305
12/01	W	33-14	Cincinnati	17,796
12/08	L	7-38	at Miami	24,242
12/15	L	17-45	at Houston	34,198
			* at Birmingham, Ala.	

## Team Statistics

	PATS	OPP						
<b>TOTAL FIRST DOWNS</b>	<b>181</b>	<b>237</b>						
By Rushing	69	86						
By Passing	94	123						
By Penalty	18	28						
<b>TOTAL NET YARDS</b>	<b>3127</b>	<b>4415</b>						
Avg. per Game	223.4	315.4						
Total Offensive Plays	868	922						
Avg. per Play	3.6	4.8						
<b>NET YARDS RUSHING</b>	<b>1362</b>	<b>1825</b>						
Total Rushing Plays	421	479						
Avg. per Rush	3.2	3.8						
Avg. per Game	97.3	130.4						
<b>NET YARDS PASSING</b>	<b>1765</b>	<b>2590</b>						
Avg. per Game	126.1	185.0						
Sacked/Yards Lost	38/356	27/236						
Gross Yards Passing	2121	2826						
Att./Completions	409/160	416/200						
Completion Pct.	39.1	48.1						
Had Intercepted	33	23						
<b>PUNTS/AVERAGE</b>	<b>96/39.9</b>	<b>81/40.5</b>						
<b>PENALTIES/YARDS</b>	<b>67/682</b>	<b>70/874</b>						
<b>FUMBLES/BALLS LOST</b>	<b>26/40</b>	<b>37/17</b>						
<b>TOUCHDOWNS</b>	<b>28</b>	<b>49</b>						
Rushing	8	22						
Passing	16	20						
Returns	2	7						
<b>Score by Periods</b>	<b>1 2 3 4 OT Total</b>							
Patriots	45	57	65	62	-	229		
Opponents	83	111	89	123	-	406		
<b>SCORING</b>	<b>TD</b>	<b>Ru</b>	<b>Pa</b>	<b>Rt</b>	<b>PAT</b>	<b>FG</b>	<b>S</b>	<b>TP</b>
Cappelletti	2	0	2	0	26/26	15/27	0	83
Whalen	7	0	7	0	0	0	0	42
Marsh	4	0	4	0	0	0	0	24
Nance	4	4	0	0	0	0	0	24
Gamble	2	1	1	0	0	0	0	12
Thomas	2	2	0	0	0	0	0	12
Garron	1	1	0	0	0	0	0	6
Graham	1	0	1	0	0	0	0	6
Philpott	1	0	0	1	0	0	0	6
Scarpitto	1	0	1	0	0	0	0	6
Witt	1	0	0	1	0	0	0	6
Satcher	0	0	0	0	0	1	2	6
Patriots	26	8	16	2	26/26	15/27	0	229
Opponents	49	22	20	7	49/49	21/31	0	406
2-Pt. Conversions: Patriots 0-0, Opp. 0-0.								

RUSHING	NO	YDS	AVG	LG	TD
Nance	177	593	3.4	30t	4
Gamble	78	311	4.0	40t	1
Thomas	88	215	2.4	25	2
Garron	36	97	2.7	18	1
Sherman	25	80	3.2	17	0
Taliaferro	8	51	6.4	21	0
Marsh	4	8	2.0	11	0
Johnson	2	6	3.0	6	0
Cappelletti	1	2	2.0	2	0
Whalen	1	0	0.0	0	0
Corcoran	1	-1	-1.0	-1	0
<b>Patriots</b>	<b>421</b>	<b>1362</b>	<b>3.2</b>	<b>40t</b>	<b>8</b>
<b>Opponents</b>	<b>479</b>	<b>1825</b>	<b>3.8</b>	<b>55t</b>	<b>22</b>

RECEIVING	NO	YDS	AVG	LG	TD
Whalen	47	718	15.3	87t	7
Marsh	19	331	17.4	70t	4
Murphy	18	268	14.9	26	0
Graham	16	242	15.1	34	1
Nance	14	51	3.6	13	0
Cappelletti	13	182	14.0	30	2
Gamble	11	55	5.0	16	1
Thomas	10	85	8.5	32	0
Colclough	8	136	17.0	44	0
Scarpitto	2	49	24.5	33t	1
Garron	1	4	4.0	4	0
Canale	1	0	0.0	0	0
<b>Patriots</b>	<b>160</b>	<b>2121</b>	<b>13.3</b>	<b>87t</b>	<b>16</b>
<b>Opponents</b>	<b>200</b>	<b>2826</b>	<b>14.1</b>	<b>90t</b>	<b>20</b>

INTERCEPTIONS	NO	YDS	AVG	LG	TD
Mitchell	7	41	5.9	20	0
Philpott	4	31	7.8	17	0
Buoniconti	3	22	7.3	14	0
Johnson	2	33	16.5	19	0
McMahon	2	27	13.5	27	0
Charles	1	29	29.0	29	0
Cheyunski	1	21	21.0	21	0
Johnson	1	11	11.0	11	0
Witt	1	4	4.0	4t	1
Satcher	1	1	1.0	1	0
<b>Patriots</b>	<b>23</b>	<b>220</b>	<b>9.6</b>	<b>29t</b>	<b>1</b>
<b>Opponents</b>	<b>33</b>	<b>510</b>	<b>15.5</b>	<b>94t</b>	<b>3</b>

PUNTING	NO	YDS	AVG	LG	BLK
Swanson	62	2449	39.5	57	2
Scarpitto	34	1382	40.6	87	2
<b>Patriots</b>	<b>96</b>	<b>3831</b>	<b>39.9</b>	<b>87</b>	<b>4</b>
<b>Opponents</b>	<b>81</b>	<b>3280</b>	<b>40.5</b>	<b>65</b>	<b>0</b>

PUNT RETURNS	NO	FC	YDS	AVG	LG	TD
Porter	22	5	135	6.1	24	0
Johnson, B.	10	8	34	3.4	9	0
Leo	2	0	12	6.0	8	0
Graham	2	3	11	5.5	6	0
Johnson, D.	1	3	5	5.0	5	0
<b>Patriots</b>	<b>37</b>	<b>19</b>	<b>197</b>	<b>5.3</b>	<b>24</b>	<b>0</b>
<b>Opponents</b>	<b>59</b>	<b>13</b>	<b>502</b>	<b>8.5</b>	<b>76t</b>	<b>1</b>

KICK RETURNS	NO	YDS	AVG	LG	TD
Porter	36	812	22.6	61	0
Johnson, B.	22	442	20.1	36	0
Marsh	4	74	18.5	27	0
Johnson, D.	3	63	21.0	26	0
Long	2	20	10.0	11	0
Thomas	1	22	22.0	22	0
Graham	1	9	9.0	9	0
Cheyunski	1	0	0.0	0	0
Gamble	1	0	0.0	0	0
<b>Patriots</b>	<b>71</b>	<b>1442</b>	<b>20.3</b>	<b>61</b>	<b>0</b>
<b>Opponents</b>	<b>40</b>	<b>901</b>	<b>22.5</b>	<b>63</b>	<b>0</b>

**Sacks:** Antwine 7.5, Philpott 4.0, Byrd 3.5, Buoniconti 3.0, Witt 3.0, Hunt 1.5, Cheyunski 1.0, Toner 1.0, Eisenhauer 0.5, Team 2.0.

FIELD GOALS	1-19	20-29	30-39	40-49	50+
Cappelletti	4/4	6/7	4/6	1/8	0/2
<b>Patriots</b>	<b>4/4</b>	<b>6/7</b>	<b>4/6</b>	<b>1/8</b>	<b>0/2</b>
<b>Opponents</b>	<b>7/8</b>	<b>7/8</b>	<b>4/5</b>	<b>3/8</b>	<b>0/2</b>

**Cappelletti:** (10G,28G,30G) (31G) (50n, 22G, 42n,7G) (24G) (49n) (39G,50n,20G, 49n,16G) (-) (-) (25n,45n,35G) (29G,34b, 45n,35n) (15G,49n) (27G,42b) (-) (42G).

**Opponents:** (42n,47b) (30G,27G,27G, 48G) (27G,43n,24n) (19G,33G) (44G, 40b,13b, 15G,25G) (16G,11G) (12G, 23G) (-) (32G,33G) (40G,50n) (17G,22G) (-) (33n,25G) (54n,42n,16G).

**Starters: Offense:** WR Art Graham (6), Jim Colclough (4), Bill Murphy (4); LT Tom Funchess (12), Don Oakes (2); LG Justin Canale (13), Tom Funchess (1); C Jon Morris (14), RG Lennie St. Jean (13), Carl Singer (1); RT Tom Neville (13), D. Oakes (1); TE Jim Whalen (13), Bobby Nichols (1); WR Aaron Marsh (12), Gino Cappelletti (2); QB Mike Taliaferro (8), Tom Sherman (5), Jim Corcoran (1); RB R.C. Gamble (5), Jim Nance (5), Gene Thomas (3), Bill Murphy (1); FB J. Nance (7), R.C. Gamble (3), Larry Garron (2), G. Thomas (2).

**Defense:** LE Dennis Byrd (10), Jim Lee Hunt (4); LT J.L. Hunt (10), D. Byrd (4); RE Larry Eisenhauer (8), Mel Witt (6); RT Houston Antwine (14); LLB Ed Philpott (14); MLB Nick Buoniconti (9), Jim Cheyunski (4), Ray Ilg (1); RLB Doug Satcher (13), Ed Koontz (1); LCB Leroy Mitchell (13), Daryl Johnson (1); RCB D. Johnson (10), John Charles (1), Bill Johnson (1), Art McMahon (1), L. Mitchell (1); SS J. Charles (6), Don Webb (4), B. Johnson (3), A. McMahon (1); FS D. Webb (5), J. Charles (4), A. McMahon (3), B. Johnson (1), D. Johnson (1).

**1968 Coaching Staff:** Claude Gibson, Defensive Backfield, Jesse Richardson, Defensive Line, Art Spinney, Offensive Line, Tom Yewick Offensive Backfield.

**AFL All-Stars (5):** DT Houston Antwine (6), WR/K Gino Cappelletti (5), CB Leroy Mitchell (1), C Jon Morris (5), T Tom Neville (2).

PASSING	ATT	CMP	YARDS	CMP%	YDS/ATT	TD	TD%	INT	INT%	LG	SK/YDS	RATING
Sherman	226	90	1199	39.8	5.31	12	5.3	16	7.1	87t	19/190	45.6
Taliaferro	176	67	889	38.1	5.05	4	2.3	15	8.5	70t	18/156	26.9
Corcoran	7	3	33	42.9	4.71	0	0.0	2	28.6	14	1/10	17.9
<b>Patriots</b>	<b>409</b>	<b>160</b>	<b>2121</b>	<b>39.1</b>	<b>5.19</b>	<b>16</b>	<b>3.9</b>	<b>33</b>	<b>8.1</b>	<b>87t</b>	<b>38/356</b>	<b>35.7</b>
<b>Opponents</b>	<b>416</b>	<b>200</b>	<b>2826</b>	<b>48.1</b>	<b>6.79</b>	<b>20</b>	<b>4.8</b>	<b>23</b>	<b>5.5</b>	<b>90t</b>	<b>27/236</b>	<b>63.4</b>

# 1969 FINAL STATISTICS (4-10)

Head Coach: Clive Rush • Tied Third in AFL East • Home Stadium: Alumni Stadium (Beynon College)

DATE	W/L	SCORE	OPPONENT	ATTENDANCE
9/14	L	7-35	at Denver	43,679
9/21	L	0-31	Kansas City	22,002
9/28	L	23-38	Oakland	19,069
10/05	L	14-23	N.Y. Jets	25,584
10/11	L	16-23	at Buffalo	46,201
10/19	L	10-13	San Diego	18,346
10/26	L	17-23	at N.Y. Jets	62,298
11/02	W	24-0	Houston	19,006
11/09	L	16-17	Miami	19,821
11/16	W	25-14	at Cincinnati	27,927
11/23	W	35-21	Buffalo	25,584
11/30	W	38-23	at Miami	32,121
12/07	L	18-28	at San Diego	33,146
12/14	L	23-27	at Houston	39,215

## Team Statistics

	PATS	OPP
<b>TOTAL FIRST DOWNS</b>	<b>166</b>	<b>278</b>
By Rushing	64	142
By Passing	87	115
By Penalty	15	21
<b>TOTAL NET YARDS</b>	<b>3419</b>	<b>4810</b>
Avg. per Game	244.2	343.6
Total Offensive Plays	729	898
Avg. per Play	4.7	5.4
<b>NET YARDS RUSHING</b>	<b>1489</b>	<b>2359</b>
Total Rushing Plays	367	528
Avg. per Rush	4.1	4.5
Avg. per Game	106.4	168.5
<b>NET YARDS PASSING</b>	<b>1930</b>	<b>2451</b>
Avg. per Game	138.6	175.1
Sacked/Yards Lost	24/261	22/159
Gross Yards Passing	2191	2619
Att./Completions	338/162	348/203
Completion Pct.	47.9	58.3
Had Intercepted	18	20
<b>PUNTS/AVERAGE</b>	<b>70/41.5</b>	<b>55/38.6</b>
<b>PENALTIES/YARDS</b>	<b>77/837</b>	<b>69/810</b>
<b>FUMBLES/BALLS LOST</b>	<b>15/10</b>	<b>33/14</b>
<b>TOUCHDOWNS</b>	<b>32</b>	<b>38</b>
Rushing	11	18
Passing	19	18
Returns	2	2

Score by Periods	1	2	3	4	OT	Total
Patriots	88	63	24	91	-	266
Opponents	78	82	92	64	-	316

SCORING	TD	Ru	Pa	Rt	PAT	FG	S	TP
Cappelletti	0	0	0	0	26/27	14/34	0	68
Frazier	7	0	7	0	0	0	0	42
Garrett	7	5	2	0	0	0	0	42
Nance	6	6	0	0	0	0	0	36
Sellers	6	0	6	0	0	0	0	36
Rademacher	3	0	3	0	0	0	0	18
Johnson	1	0	0	1	1	1	1	8
Charles	1	0	0	1	0	0	0	6
Whalen	1	0	1	0	0	0	0	6
Jones	0	0	0	0	0	1	2	2
Hammond	0	0	0	0	0	0	0	2
<b>Patriots</b>	<b>32</b>	<b>11</b>	<b>19</b>	<b>2</b>	<b>26/27</b>	<b>14/34</b>	<b>2</b>	<b>266</b>
<b>Opponents</b>	<b>38</b>	<b>18</b>	<b>18</b>	<b>2</b>	<b>37/38</b>	<b>17/28</b>	<b>0</b>	<b>316</b>

2-Pt. Conversions: Hammond 1-1, Janik 0-1, Taliaferro 0-1, Patriots 1-3, Opp. 0-0.

RUSHING	NO	YDS	AVG	LG	TD
Nance	193	750	3.9	43	6
Garrett	137	691	5.0	80	5
Gamble	16	35	2.2	9	0
Blanks	7	30	4.3	12	0
Frazier	2	-1	-0.5	9	0
Taliaferro	12	-16	-1.3	2	0
<b>Patriots</b>	<b>367</b>	<b>1489</b>	<b>4.1</b>	<b>80</b>	<b>11</b>
<b>Opponents</b>	<b>528</b>	<b>2359</b>	<b>4.5</b>	<b>72</b>	<b>18</b>

RECEIVING	NO	YDS	AVG	LG	TD
Garrett	29	267	9.2	34	2
Nance	29	168	5.8	27	0
Sellers	27	705	26.1	77	6
Frazier	19	306	16.1	50	7
Rademacher	17	217	12.8	40	3
Whalen	16	235	14.7	47	1
Marsh	8	108	13.5	21	0
Gamble	7	74	10.6	20	0
Brown	6	69	11.5	15	0
Blanks	2	16	8.0	13	0
Cappelletti	1	21	21.0	21	0
Richardson	1	5	5.0	5	0
<b>Patriots</b>	<b>162</b>	<b>2191</b>	<b>13.5</b>	<b>77</b>	<b>19</b>
<b>Opponents</b>	<b>203</b>	<b>2610</b>	<b>12.9</b>	<b>76</b>	<b>18</b>

INTERCEPTIONS	NO	YDS	AVG	LG	TD
Carwell	4	114	28.5	38	0
Charles	4	46	11.5	25	1
Philpott	4	37	9.2	16	0
Webb	2	32	16.0	32	0
Johnson	2	23	11.5	23	0
Cheyunski	1	37	37.0	37	0
Bramlett	1	26	26.0	26	0
Janik	1	8	8.0	8	0
Schottenheimer	1	3	3.0	3	0
<b>Patriots</b>	<b>20</b>	<b>326</b>	<b>16.3</b>	<b>38</b>	<b>1</b>
<b>Opponents</b>	<b>18</b>	<b>225</b>	<b>12.5</b>	<b>37</b>	<b>1</b>

PUNTING	NO	YDS	AVG	LG	BLK
Janik	70	2903	41.5	56	0
<b>Patriots</b>	<b>70</b>	<b>2903</b>	<b>41.5</b>	<b>56</b>	<b>0</b>
<b>Opponents</b>	<b>55</b>	<b>2123</b>	<b>38.6</b>	<b>56</b>	<b>0</b>

PUNT RETURNS	NO	FC	YDS	AVG	LG	TD
Garrett	12	0	159	13.3	45	0
Carwell	5	0	43	8.6	13	0
Blanks	5	2	10	2.0	12	0
Janik	1	0	0	0.0	0	0
Gamble	0	1	0	0.0	0	0
Gladieux	0	3	0	0.0	0	0
<b>Patriots</b>	<b>23</b>	<b>6</b>	<b>212</b>	<b>9.2</b>	<b>45</b>	<b>0</b>
<b>Opponents</b>	<b>19</b>	<b>21</b>	<b>114</b>	<b>6.0</b>	<b>64</b>	<b>0</b>

KICK RETURNS	NO	YDS	AVG	LG	TD
Garrett	28	792	28.3	63	0
Marsh	6	136	22.7	41	0
Blanks	6	131	21.8	25	0
Scott	6	43	7.2	14	0
Gladieux	4	61	15.3	20	0
Carwell	1	28	28.0	28	0
Gamble	1	23	23.0	23	0
Berger	1	20	20.0	20	0
Schottenheimer	1	13	13.0	13	0
<b>Patriots</b>	<b>54</b>	<b>1247</b>	<b>23.1</b>	<b>63</b>	<b>0</b>
<b>Opponents</b>	<b>56</b>	<b>1068</b>	<b>19.1</b>	<b>47</b>	<b>0</b>

**Sacks:** Antwine 5.0, Hunt 3.5, Eisenhauer 3.0, Berger 2.0, Chynunski 1.5, Carwell 1.0, Henke 1.0, Jacobs 1.0, Philpott 1.0, Witt 1.0, Team 2.0.

FIELD GOALS	1-19	20-29	30-39	40-49	50+
Cappelletti	6/7	1/4	6/12	1/9	0/2
<b>Patriots</b>	<b>6/7</b>	<b>1/4</b>	<b>6/12</b>	<b>1/9</b>	<b>0/2</b>
<b>Opponents</b>	<b>8/8</b>	<b>7/9</b>	<b>2/8</b>	<b>0/2</b>	<b>0/1</b>

**Cappelletti:** (23n) (47n) (50n,16G) (-) (47n,32G,29n) (46n,18n,32G) (39G,49n) (30n,30G,41n) (22n,50n,17G) (11G,36G,43n,45n,43G,38n,33n) (49n,30n) (37n, 13G) (34n,34G) (10G,19G,27G).

**Opponents:** (35n) (16G) (25G,27n) (34n,16G,24G,13G) (24G,22G,22G) (12G,28G,28n) (38G,37n,32G,13G) (35n) (17G,41n,31n) (55n) (-) (22G) (-) (30n, 48n,13G,19G).

**Starters: Offense:** WR Charley Frazier (11), Bill Rademacher (3); LT Tom Nunzio (14); LG Mike Montler (11), Charlie Long (3); C Jon Morris (14); RG Lennie St. Jean; RT Tom Neville (14); TE Jim Whalen (11), Barry Brown (2), C. Frazier (1); RB Ron Sellers (9), Aaron Marsh (4), B. Rademacher (1); QB Mike Taliaferro (14); RB Carl Garrett (5), Jim Nance (5), R.C. Gamble (4); FB J. Nance (9), C. Garrett (1), R.C. Gamble (1).

**Defense:** LE Karl Henke (7), Ray Jacobs (5), John Cagle (1), Mel Witt (1); LT Jim Lee Hunt (14); RE Larry Eisenhauer (13), Ron Berger (1); RE Houston Antwine (14); LLB Ed Philpott (14); MLB Jim Cheyunski (14); John Bramlett (12), Marty Schottenheimer (1), J.R. William (1); LCB Larry Carwell (13), John Outlaw (1); RCB Daryl Johnson (14); SS John Charles (11), Don Webb (2), Tom Janik (1); FS D. Webb (12), J. Charles (2).

**1969 Coaching Staff:** Bruce Beatty, Offensive Line, Bill Elias, Defensive Backfield, John Mazur, Offensive Backfield, John Meyer, Linebackers, Jesse Richardson, Defensive Line, Jerry Stoltz, Receivers.

**AFL All-Stars (5):** RB Carl Garrett (1), DT Jim Lee Hunt (4), C Jon Morris (6), WR Ron Sellers (1), QB Mike Taliaferro (1), S Don Webb (1).

PASSING	ATT	CMP	YARDS	CMP%	YDS/ATT	TD	TD%	INT	INT%	LG	SK/YDS	RATING
Taliaferro	331	160	2160	48.3	6.53	19	5.7	18	5.4	77	24/261	66.0
Hammond	6	2	31	33.3	5.17	0	0.0	0	0.0	18	0/0	51.4
Garrett	1	0	0	0.0	0.0	0	0.0	0	0.0	0	0/0	39.6
<b>Patriots</b>	<b>338</b>	<b>162</b>	<b>2191</b>	<b>47.9</b>	<b>6.48</b>	<b>19</b>	<b>5.6</b>	<b>18</b>	<b>5.3</b>	<b>77</b>	<b>24/261</b>	<b>65.6</b>
<b>Opponents</b>	<b>348</b>	<b>203</b>	<b>2610</b>	<b>58.3</b>	<b>7.50</b>	<b>18</b>	<b>5.2</b>	<b>20</b>	<b>5.7</b>	<b>76</b>	<b>22/159</b>	<b>75.2</b>

# 1970 FINAL STATISTICS (2-12)

Head Coaches: Clive Rush (1-6), John Mazur (1-6) • Fifth in AFC East • Home Stadium: Harvard Stadium

DATE	W/L	SCORE	OPPONENT	ATTENDANCE
9/20	W	27-14	Miami	32,607
9/27	L	21-31	N.Y. Jets	36,040
10/04	L	6-14	Baltimore	38,235
10/11	L	10-23	at Kansas City	50,698
10/18	L	0-16	N.Y. Giants	39,091
10/25	L	3-27	at Baltimore	60,240
11/01	L	10-45	Buffalo	31,148
11/08	L	0-31	at St. Louis	46,466
11/15	L	14-16	San Diego	30,597
11/22	L	3-17	at N.Y. Jets	61,822
11/29	W	14-10	at Buffalo	31,427
12/06	L	20-37	at Miami	51,032
12/13	L	14-35	Minnesota	37,819
12/20	L	7-45	at Cincinnati	60,157

## Team Statistics

	PATS	OPP		
<b>TOTAL FIRST DOWNS</b>	<b>184</b>	<b>242</b>		
By Rushing	63	115		
By Passing	98	105		
By Penalty	23	22		
<b>TOTAL NET YARDS</b>	<b>2626</b>	<b>4261</b>		
Avg. per Game	187.6	304.4		
Total Offensive Plays	768	865		
Avg. per Play	3.4	4.9		
<b>NET YARDS RUSHING</b>	<b>1040</b>	<b>2074</b>		
Total Rushing Plays	334	503		
Avg. per Rush	3.1	4.1		
Avg. per Game	74.3	148.1		
<b>NET YARDS PASSING</b>	<b>1586</b>	<b>2187</b>		
Avg. per Game	113.3	156.2		
Sacks/Yards Lost	42/389	28/243		
Gross Yards Passing	1975	2430		
Att./Completions	392/176	334/177		
Completion Pct.	44.9	53.0		
Had Intercepted	28	8		
<b>PUNTS/AVERAGE</b>	<b>86/39.1</b>	<b>63/43.8</b>		
<b>PENALTIES/YARDS</b>	<b>88/849</b>	<b>101/1096</b>		
<b>FUMBLE/BALLS LOST</b>	<b>18/13</b>	<b>33/17</b>		
<b>TOUCHDOWNS</b>	<b>18</b>	<b>44</b>		
Rushing	11	20		
Passing	7	19		
Returns	0	5		
<b>Score by Periods</b>	<b>1 2 3 4 OT</b>	<b>Total</b>		
<b>Patriots</b>	<b>13 50 41 45 0</b>	<b>149</b>		
<b>Opponents</b>	<b>92 131 55 83 0</b>	<b>361</b>		
<b>SCORING</b>	<b>TD Ru Pa Rt PAT FG S TP</b>			
Nance	7 7 0 0 0	0	42	
Cappelletti	0 0 0 0 12/13	6/15	0	30
Garrett	4 4 0 0 0	0	24	
Sellers	4 0 4 0 0	0	24	
Turner	2 0 2 0 0	0	12	
Gogolak	0 0 0 0 5/5	2/7	0	11
<b>Knief</b>	<b>1 0 1 0 0</b>	<b>0</b>	<b>6</b>	
<b>Patriots</b>	<b>18 11 7 0 17/18</b>	<b>8/22</b>	<b>0</b>	<b>149</b>
<b>Opponents</b>	<b>44 20 19 5 44/44</b>	<b>17/28</b>	<b>1</b>	<b>361</b>

RUSHING	NO	YDS	AVG	LG	TD
Nance	145	522	3.6	21	7
Garrett	88	272	3.1	26	4
Lawson	56	99	1.8	15	0
Kapp	20	71	3.6	14	0
Blanks	13	44	3.4	12	0
Ray	5	13	2.6	4	0
Taliaferro	3	11	3.7	6	0
Gladieux	4	8	2.0	8	0
<b>Patriots</b>	<b>334</b>	<b>1040</b>	<b>3.1</b>	<b>26</b>	<b>11</b>
<b>Opponents</b>	<b>503</b>	<b>2074</b>	<b>4.1</b>	<b>56</b>	<b>20</b>

RECEIVING	NO	YDS	AVG	LG	TD
Sellers	38	550	14.5	48	4
Turner	28	428	15.3	43	2
Garrett	26	216	8.3	29	0
Nance	26	148	5.7	16	0
Brown	15	145	9.7	22	0
Beer	11	150	13.6	25	0
Lawson	11	113	10.3	19	0
Frazier	9	86	9.6	16	0
Blanks	5	49	9.8	18	0
Rademacher	4	51	12.8	16	0
Knief	3	39	13.0	22	1
<b>Patriots</b>	<b>176</b>	<b>1975</b>	<b>11.2</b>	<b>48</b>	<b>7</b>
<b>Opponents</b>	<b>177</b>	<b>2430</b>	<b>13.7</b>	<b>60</b>	<b>19</b>

INTERCEPTIONS	NO	YDS	AVG	LG	TD
Johnson	2	51	25.5	42	0
McMahon	1	72	72.0	72	0
Philpott	1	23	23.0	23	0
Scott	1	18	18.0	18	0
Bramlett	1	16	16.0	16	0
Webb	1	2	2.0	2	0
Williamson	1	2	2.0	2	0
<b>Patriots</b>	<b>8</b>	<b>184</b>	<b>23.0</b>	<b>72</b>	<b>0</b>
<b>Opponents</b>	<b>28</b>	<b>302</b>	<b>10.8</b>	<b>59</b>	<b>2</b>

PUNTING	NO	YDS	AVG	LG	BLK
Janik	86	3364	39.1	57	1
<b>Patriots</b>	<b>86</b>	<b>3364</b>	<b>39.1</b>	<b>57</b>	<b>1</b>
<b>Opponents</b>	<b>63</b>	<b>2758</b>	<b>43.8</b>	<b>67</b>	<b>0</b>

PUNT RETURNS	NO	FC	YDS	AVG	LG	TD
Garrett	17	0	168	9.9	62	0
Blanks	9	4	83	9.2	22	0
Carwell	3	0	48	16.0	45	0
Johnson	2	3	6	3.0	6	0
Lawson	1	1	0	0.0	0	0
Gladieux	0	1	0	0.0	0	0
<b>Patriots</b>	<b>32</b>	<b>9</b>	<b>305</b>	<b>9.5</b>	<b>62</b>	<b>0</b>
<b>Opponents</b>	<b>42</b>	<b>16</b>	<b>303</b>	<b>7.2</b>	<b>54</b>	<b>0</b>

**Sacks:** Berger 9.0, Antwine 6.0, Lassiter 3.5, Hunt 2.5, Bramlett 2.0, Cheyunski 1.5, Johnson 1.0, Philpott 0.5, Team 2.0. **Patriots 28.0, Opponent 42.0.**

**AFL All-Star (1):** C Jon Morris (7).

KICK RETURNS	NO	YDS	AVG	LG	TD
Lawson	25	546	21.8	52	0
Garrett	24	511	21.3	30	0
Blanks	7	152	21.7	29	0
Carwell	1	30	30.0	30	0
Whittingham	1	24	24.0	24	0
Schottenheimer	1	8	8.0	8	0
Beer	1	4	4.0	4	0
Beverly	1	0	0.0	0	0
Brown	1	0	0.0	0	0
<b>Patriots</b>	<b>62</b>	<b>1275</b>	<b>20.6</b>	<b>56</b>	<b>0</b>
<b>Opponents</b>	<b>41</b>	<b>841</b>	<b>20.5</b>	<b>96</b>	<b>2</b>

FIELD GOALS	1-19	20-29	30-39	40-49	50+
Cappelletti	2/3	3/4	0/2	1/5	0/1
Gogolak	1/1	0/0	1/2	0/3	0/1
<b>Patriots</b>	<b>3/4</b>	<b>3/4</b>	<b>1/4</b>	<b>1/8</b>	<b>0/2</b>
<b>Opponents</b>	<b>4/4</b>	<b>4/7</b>	<b>5/6</b>	<b>4/8</b>	<b>0/3</b>

**Cappelletti:** (41G, 50n, 22G) (40n) (44n, 13G, 23b, 47n, 25G) (25G) (14n) (-) (-) (-) (-) (35n, 9G) (-) (49b, 39b) (-) (-) (-).

**Gogolak:** (-) (-) (-) (-) (-) (15G, 40n, 47n) (34n, 32G) (48b) (-) (50n) (-) (-) (-) (-).

**Opponents:** (22n) (25G) (35n) (42G, 44G, 50n, 24G) (14G, 18G, 50n, 22G) (12G, 48G) (20G, 47n) (43G) (45n, 25n, 23n) (37G, 50n, 43n) (37G) (15G, 39G, 30G) (40n) (37G)

**Starters: Offense:** WR Bake Turner (13), Charley Frazier (1); LT Tom Funchess (7), Mike Montler (7); LG Gary Bugenhagen (6), M. Montler (5), T. Funchess (3); C Jon Morris (14); RG Lennie St. Jean (14); RT Tom Neville (13), Rex Mirich (1); TE Barry Brown (10), Tom Beer (4); WR Ron Sellers (13), Bill Rademacher (1); QB Joe Kapp (10), Mike Taliaferro (4); RB Carl Garrett (8), Jim Nance (5), Odell Lawson (1); FB J. Nance (8), C. Garrett (4), O. Lawson (1), Eddie Ray (1).

**Defense:** LE Mel Witt (6), Ike Lassiter (5), Dennis Wirgowski (2), T. Funchess (1); LT Jim Lee Hunt (13), R. Mirich (1); RT Ron Berger (12), D. Wirgowski (2); RE Houston Antwine (14); LLB Ed Philpott (12), Mike Ballou (2); MLB Jim Cheyunski (11), Marty Schottenheimer (3); RLB John Bramlett (11), M. Ballou (2), M. Schottenheimer (1); LCB Larry Carwell (8), Randy Beverly (3), Clarence Scott (2), Art McMahon (1); RCB Daryl Johnson (12), L. Carwell (1), C. Scott (1); SS C. Scott (10), Don Webb (2), A. McMahon (1), D. Johnson (1); FS D. Webb (12), D. Johnson (1), C. Scott (1).

**1970 Coaching Staff:** Bruce Beatty, Offensive Line, Bill Elias, Defensive Backfield, John Mazur, Offensive Backfield, John Meyer, Linebackers, Jerry Richardson, Defensive Line, Jerry Stoltz, Receivers.

PASSING	ATT	CMP	YARDS	CMP%	YDS/ATT	TD	TD%	INT	INT%	LG	SK/YDS	RATING
Kapp	219	98	1104	44.7	5.04	3	1.4	17	7.8	48	27/231	32.6
Taliaferro	173	78	871	45.1	5.03	4	2.3	11	6.4	45	15/158	41.8
<b>Patriots</b>	<b>392</b>	<b>176</b>	<b>1975</b>	<b>44.9</b>	<b>5.04</b>	<b>7</b>	<b>1.8</b>	<b>28</b>	<b>7.1</b>	<b>48</b>	<b>42/389</b>	<b>36.7</b>
<b>Opponents</b>	<b>334</b>	<b>177</b>	<b>2430</b>	<b>53.0</b>	<b>7.28</b>	<b>19</b>	<b>5.7</b>	<b>8</b>	<b>2.4</b>	<b>60</b>	<b>28/243</b>	<b>85.5</b>

# 1971 FINAL STATISTICS (6-8)

Head Coach: John Mazur • Tied for Third in AFC East • Home Stadium: Schaefer Stadium

DATE	W/L	SCORE	OPPONENT	ATTENDANCE
9/19	W	20-6	Oakland	55,405
9/26	L	7-34	Detroit	61,054
10/03	L	3-23	Baltimore	61,232
10/10	W	20-0	N.Y. Jets	61,357
10/17	L	3-41	Miami	58,822
10/24	L	21-44	at Dallas	65,708
10/31	L	10-27	at San Francisco	45,092
11/07	W	28-20	Houston	53,155
11/14	W	38-33	Buffalo	57,446
11/21	L	7-27	at Cleveland	65,238
11/28	L	20-27	at Buffalo	27,166
12/05	W	34-13	Miami	61,457
12/12	L	6-13	at N.Y. Jets	63,175
12/19	W	21-17	at Baltimore	57,942

RUSHING		NO	YDS	AVG	LG	TD	KICK RETURNS		NO	YDS	AVG	LG	TD
Garrett		181	784	4.3	38	1	Garrett		24	538	22.4	37	0
Nance		129	463	3.6	50	5	Gardin		14	321	22.9	34	0
Plunkett		45	210	4.7	16	0	Bryant		10	252	25.2	45	0
Gladieux		37	175	4.7	31	0	Gladieux		6	85	14.2	20	0
Maitland		13	25	1.9	6	1	Lawson		2	47	23.5	25	0
Lawson		8	8	1.0	6	0	Rucker		2	45	22.5	21	0
Bryant		4	1	0.3	1	0	Maitland		2	40	20.0	21	0
Crabtree		2	11	5.5	18	0	Mallory		1	19	19.0	19	0
Neville		0	-8	-	-8	0	Hagen		1	7	7.0	7	0
<b>Patriots</b>		<b>419</b>	<b>1669</b>	<b>4.0</b>	<b>50</b>	<b>7</b>	Janik		1	0	0.0	0	0
<b>Opponents</b>		<b>481</b>	<b>1918</b>	<b>4.0</b>	<b>56</b>	<b>14</b>	Webb		1	0	0.0	0	0

RECEIVING		NO	YDS	AVG	LG	TD	FIELD GOALS		1-19	20-29	30-39	40-49	50+
Vataha		51	872	17.1	88	9	Gogolak		1/1	1/3	6/7	3/7	1/3
Garrett		22	265	12.0	80	1	<b>Patriots</b>		<b>1/1</b>	<b>1/3</b>	<b>6/7</b>	<b>3/7</b>	<b>1/3</b>
Nance		18	95	5.3	12	0	<b>Opponents</b>		<b>8/9</b>	<b>4/5</b>	<b>5/6</b>	<b>9/14</b>	<b>1/2</b>
Sellers		14	222	15.9	49	3	<b>Gogolak:</b>						
Bryant		14	212	15.1	48	1	(46G,22G) (-) (34G,46B,46N)						
Beer		12	191	15.9	31	3	(36N,53N) (51G) (-) (51N,48N,32G) (25N)						
Moss		9	124	13.8	20	1	(38G) (20b) (40G,17G) (37G,35G) (34G,47G)						
Crabtree		9	120	13.3	31	1	(47b).						
Gladieux		6	60	10.0	25	0	<b>Opponents:</b>						
Rucker		2	24	12.0	19	0	(21n) (23G,27G) (42G) (41G,						
Sykes		1	15	15.0	15	0	50G) (-) (34G,46n,42G) (16G,17G,45n,12G)						
Maitland		1	6	6.0	6	0	(35G,41G,40n) (25G,41G,37n) (17G,48G,						
<b>Patriots</b>		<b>159</b>	<b>2206</b>	<b>13.9</b>	<b>88</b>	<b>19</b>	17G,12G) (34G,15n,31G) (51n,48G,41G)						
<b>Opponents</b>		<b>170</b>	<b>2403</b>	<b>14.1</b>	<b>74</b>	<b>16</b>	(26G,30G) (16G,42n,42G) (12n,40n).						

INTERCEPTIONS		NO	YDS	AVG	LG	TD	PUNTING		NO	YDS	AVG	LG	BLK	
Carwell		5	72	14.4	53	1	Janik		87	3249	37.3	58	0	
Kiner		4	25	6.3	14	0	<b>Patriots</b>		<b>87</b>	<b>3249</b>	<b>37.3</b>	<b>58</b>	<b>0</b>	
Outlaw		3	89	29.7	60	1	<b>Opponents</b>		<b>66</b>	<b>2564</b>	<b>38.8</b>	<b>64</b>	<b>1</b>	
Beverly		2	19	9.5	19	0	<b>PUNT RETURNS</b>							
Cheyunski		1	24	24.0	24	0	Bryant		10	1	24	2.4	16	0
<b>Patriots</b>		<b>15</b>	<b>229</b>	<b>15.3</b>	<b>60</b>	<b>2</b>	Garrett		8	2	124	15.5	50	0
<b>Opponents</b>		<b>16</b>	<b>157</b>	<b>9.8</b>	<b>25</b>	<b>1</b>	Harris		5	1	19	3.8	9	0

PUNTING		NO	FC	YDS	AVG	LG	TD	PUNT RETURNS		NO	YDS	AVG	LG	TD
Janik		87	3249	37.3	58	0	Bryant		10	1	24	2.4	16	0
<b>Patriots</b>		<b>87</b>	<b>3249</b>	<b>37.3</b>	<b>58</b>	<b>0</b>	Garrett		8	2	124	15.5	50	0
<b>Opponents</b>		<b>66</b>	<b>2564</b>	<b>38.8</b>	<b>64</b>	<b>1</b>	Harris		5	1	19	3.8	9	0

PUNT RETURNS		NO	FC	YDS	AVG	LG	TD	PUNT RETURNS		NO	YDS	AVG	LG	TD	
Bryant		10	1	24	2.4	16	0	Bryant		10	1	24	2.4	16	0
Garrett		8	2	124	15.5	50	0	Garrett		8	2	124	15.5	50	0
Harris		5	1	19	3.8	9	0	Harris		5	1	19	3.8	9	0
Gladieux		4	8	0.0	0	0	0	Gladieux		4	8	0.0	0	0	
Gardin		4	5	14	3.5	5	0	Gardin		4	5	14	3.5	5	0
<b>Patriots</b>		<b>31</b>	<b>17</b>	<b>181</b>	<b>5.8</b>	<b>50</b>	<b>0</b>	<b>Patriots</b>		<b>31</b>	<b>17</b>	<b>181</b>	<b>5.8</b>	<b>50</b>	<b>0</b>
<b>Opponents</b>		<b>36</b>	<b>31</b>	<b>279</b>	<b>7.8</b>	<b>68</b>	<b>1</b>	<b>Opponents</b>		<b>36</b>	<b>31</b>	<b>279</b>	<b>7.8</b>	<b>68</b>	<b>1</b>

## Team Statistics

**TOTAL FIRST DOWNS** 190 237

By Rushing 85 106

By Passing 94 111

By Penalty 11 20

Third Down: Made/Att. 72/198 81/208

Third Down: Eff. 36.3 38.9

**TOTAL NET YARDS** 3556 4072

Avg. per Game 254.0 290.9

Total Offensive Plays 786 856

Avg. per Play 4.5 4.8

**NET YARDS RUSHING** 1669 1918

Total Rushing Plays 419 481

Avg. per Rush 4.0 4.0

Avg. per Game 119.2 137.0

**NET YARDS PASSING** 1887 2154

Avg. per Game 134.8 153.9

Sacked/Yards Lost 36/319 25/249

Gross Yards Passing 2206 2403

Att./Completions 330/159 350/170

Completion Pct. 48.2 48.6

Had Intercepted 16 15

**PUNTS/AVERAGE** 87/37.3 66/38.8

**PENALTIES/YARDS** 67/657 60/559

**FUMBLES/BALLS LOST** 26/16 35/14

**TOUCHDOWNS** 29 35

Rushing 7 14

Passing 19 16

Returns 3 5

**Score by Periods** 1 2 3 4 OT Total

**Patriots** 41 64 69 64 0 238

**Opponents** 82 105 54 84 0 325

**SCORING** TD Ru Pa Rt PAT FG S TP

Gogolak 0 0 0 0 28/28 12/21 0 64

Vataha 9 0 0 0 0 0 0 54

Nance 5 5 0 0 0 0 0 30

Beer 3 0 3 0 0 0 0 18

Sellers 3 0 3 0 0 0 0 18

Moss 2 0 1 1 0 0 0 12

Garrett 2 1 1 0 0 0 0 12

Bryant 1 0 1 0 0 0 0 6

Maitland 1 1 0 0 0 0 0 6

Carwell 1 0 0 1 0 0 0 6

Crabtree 1 0 1 0 0 0 0 6

Outlaw 1 0 0 1 0 0 0 6

Team 0 0 0 0 0/1 0 0 0

**Patriots** 29 7 19 3 28/29 12/21 0 238

**Opponents** 35 14 16 5 34/35 27/36 0 325

Pro Bowl (0)

**1971 Coaching Staff:** Bruce Beatty, Offensive Line, Dick Evans, Defensive Line, Tom Fletcher, Defensive Backfield, John Meyer, Linebackers, Sam Rutigliano, Off. Backs/Receivers, Jerry Stoltz, Receivers.

**Star Staff:** WR Randy Vataha (13), Alfred Sykes (1); LT Mike Montier (14); LG Halvor Hagen (14); C Jon Morris (13), Bill Lenkaitis (1); RG Lennie St. Jean (13), B. Lenkaitis (1); RT Tom Neville (14); TE Tom Beer (8), Roland Moss (6); WR Ron Sellers (8), Eric Crabtree (4), Hubie Bryant (2); QB Jim Plunkett (14); RB Carl Garrett (14); FB Jim Nance (13), Odell Lawson (1).

**Defense:** LE Ike Lassiter (12), Art May (2); LT Dave Rowe (9), Ron Berger (5); RE Dennis Wirgowski (8), A. May (5), R. Berger (1); RT Julius Adams (11), Houston Antwine (3); LLLB Ed Weisacosky (10), Ed Phillipott (4); MLB Jim Cheyunski (14); RLB Steve Kiner (14); LCB Larry Carwell (11), Randy Beverly (2), Perry Pruettt (1); RCB John Outlaw (13), Rickie Harris (1); SS R. Harris (6), Clarence Scott (4), Don Webb (4); FS D. Webb (8), R. Harris (3), Tom Janik (2), J. Outlaw (1).

PASSING	ATT	CMP	YARDS	CMP%	YDS/ATT	TD	TD%	INT	INT%	LG	SK/YDS	RATING
Plunkett	328	158	2158	48.2	6.58	19	5.8	16	4.9	88t	36/319	68.6
Gladieux	2	1	48	50.0	24.0	0	0.0	0	0.0	48	0/0	95.8
<b>Patriots</b>	<b>330</b>	<b>159</b>	<b>2206</b>	<b>48.2</b>	<b>6.68</b>	<b>19</b>	<b>5.8</b>	<b>16</b>	<b>4.8</b>	<b>88t</b>	<b>36/319</b>	<b>69.1</b>
<b>Opponents</b>	<b>350</b>	<b>170</b>	<b>2403</b>	<b>48.6</b>	<b>6.87</b>	<b>16</b>	<b>4.6</b>	<b>15</b>	<b>4.3</b>	<b>74t</b>	<b>25/249</b>	<b>68.5</b>





# 1973 FINAL STATISTICS (5-9)

Head Coach: Chuck Fairbanks • Third in AFC East • Home Stadium: Schaefer Stadium

DATE	W/L	SCORE	OPPONENT	ATTENDANCE
9/16	L	13-31	Buffalo	56,114
9/23	L	7-10	Kansas City	57,918
9/30	L	23-44	at Miami	80,047
10/07	W	24-16	Baltimore	57,044
10/14	L	7-9	N.Y. Jets	58,659
10/21	W	13-10	at Chicago	55,701
10/28	L	14-30	Miami	61,279
11/04	L	23-24	at Philadelphia	65,070
11/11	L	13-33	at N.Y. Jets	60,737
11/18	W	33-24	Green Bay	61,279
11/25	W	32-0	at Houston	27,344
12/02	W	30-14	San Diego	58,150
12/09	L	13-37	at Buffalo	75,841
12/16	L	13-18	at Baltimore	52,065

RUSHING	NO	YDS	AVG	LG	TD
Cunningham	155	516	3.3	25	4
Tarver	72	321	4.5	28	4
Ashton	93	305	3.3	34	0
Plunkett	44	209	4.8	20	5
Herron	61	200	3.3	17	2
Stingley	6	64	10.7	19	0
McCall	10	15	1.5	14	0
B. Adams	2	7	3.5	4	0
Gipson	5	-1	-0.2	4	0
Rucker	2	-1	-0.5	0	0
Welch	1	-2	-2.0	-2	0
Windsor	1	-6	-6.0	-6	0
Vataha	2	-15	-7.5	-11	0
<b>Patriots</b>	<b>454</b>	<b>1612</b>	<b>3.6</b>	<b>34</b>	<b>15</b>
<b>Opponents</b>	<b>560</b>	<b>2850</b>	<b>5.1</b>	<b>80t</b>	<b>16</b>

KICK RETURNS	NO	YDS	AVG	LG	TD
Herron	41	1092	26.6	92t	1
Stingley	6	143	23.8	29	0
Rucker	5	103	20.6	43	0
McCall	2	17	8.5	17	0
Tarver	1	17	17.0	17	0
Windsor	1	0	0.0	0	0
Hannah	1	0	0.0	0	0
<b>Patriots</b>	<b>57</b>	<b>1372</b>	<b>24.1</b>	<b>92t</b>	<b>1</b>
<b>Opponents</b>	<b>40</b>	<b>963</b>	<b>24.1</b>	<b>90t</b>	<b>1</b>

**Sacks:** Adams 8.0, Hamilton 5.5, Moore 4.0, Cash 3.0, Rowe 2.5, Acks 1.5, Forster 1.0, Kiner 1.0, Lunsford 1.0, Smith 1.0, Bolton 0.5, Chandler 0.5, King 0.5, Tanner 0.5, Team 2.0. Patriots 32.0, Opponents 37.0.

## Team Statistics

	PATS	OPP
<b>TOTAL FIRST DOWNS</b>	<b>237</b>	<b>215</b>
By Rushing	97	142
By Passing	122	67
By Penalty	18	6
Third Down: Md/Att.	73/192	69/185
Third Down: Eff.	38.0	37.3
<b>TOTAL NET YARDS</b>	<b>3843</b>	<b>4188</b>
Avg. per Game	274.5	299.1
Total Offensive Plays	871	832
Avg. per Play	4.4	5.0
<b>NET YARDS RUSHING</b>	<b>1612</b>	<b>2850</b>
Total Rushing Plays	454	560
Avg. per Rush	3.6	5.1
Avg. per Game	115.1	203.6
<b>NET YARDS PASSING</b>	<b>2231</b>	<b>1338</b>
Avg. per Game	159.4	95.6
Sacked/Yards Lost	37/350	32/262
Gross Yards Passing	2581	1600
Att./Completions	380/195	240/134
Completion Pct.	51.3	55.8
Had Intercepted	17	13
<b>PUNTS/AVERAGE</b>	<b>61/37.7</b>	<b>62/40.5</b>
<b>PENALTIES/YARDS</b>	<b>50/550</b>	<b>77/693</b>
<b>FUMBLES/BALLS LOST</b>	<b>51/25</b>	<b>27/18</b>
<b>TOUCHDOWNS</b>	<b>31</b>	<b>32</b>
Rushing	15	16
Passing	13	11
Returns	3	5
<b>Score by Periods</b>	<b>1 2 3 4 OT Total</b>	
<b>Patriots</b>	<b>48 69 74 67 0 258</b>	
<b>Opponents</b>	<b>57 86 77 80 0 300</b>	

RECEIVING	NO	YDS	AVG	LG	TD
Rucker	53	743	14.0	64	3
Windsor	23	348	15.1	36	4
Stingley	23	339	14.7	25	2
Vataha	20	341	17.1	48	2
Herron	18	265	14.7	29	1
Cunningham	15	144	9.6	34t	1
B. Adams	14	197	14.1	30	0
Ashton	11	113	10.3	51	0
Tarver	9	51	5.7	13	0
Welch	6	22	3.7	8	0
McCall	3	18	6.0	14	0
<b>Patriots</b>	<b>195</b>	<b>2581</b>	<b>13.2</b>	<b>64</b>	<b>13</b>
<b>Opponents</b>	<b>134</b>	<b>1600</b>	<b>11.9</b>	<b>50</b>	<b>11</b>

FIELD GOALS	1-19	20-29	30-39	40-49	50+
White	6/8	2/3	3/5	3/7	0/2
Bell	0/0	0/0	1/3	0/0	0/1
<b>Patriots</b>	<b>6/8</b>	<b>2/3</b>	<b>4/8</b>	<b>3/7</b>	<b>0/3</b>
<b>Opponents</b>	<b>3/3</b>	<b>6/7</b>	<b>12/14</b>	<b>5/8</b>	<b>0/0</b>

**Ball:** (53n) (30n) (33b,36G)  
**White:** (40G,18b) (34n) (32G,11G,43n) (-) (49n, 33G,43n,18n,47b) (-) (19G,21G,26G, 18G) (48G,26n,51n,36G,46G) (11G) (14G, 12G) (52n,36n).  
**Opponents:** (44n,48G) (33G,33n,39b) (40G,36G,40G) (38G,27G,38G) (40G, 39G,22G) (30G) (25G,38G,23G) (12G) (44G,22G,28G,39G) (33G,20n) (43b) (47b) (34G,34G,19G) (16G,32G).

INTERCEPTIONS	NO	YDS	AVG	LG	TD
Bolton	6	65	10.8	56	0
Durko	3	26	8.7	16	0
Anderson	2	3	1.5	3	0
Acks	1	11	11.0	11	0
Jackson	1	0	0.0	0	0
<b>Patriots</b>	<b>13</b>	<b>105</b>	<b>8.1</b>	<b>56</b>	<b>0</b>
<b>Opponents</b>	<b>17</b>	<b>285</b>	<b>16.8</b>	<b>47</b>	<b>1</b>

**Starters: Offense:** WR Reggie Rucker (8), Darryl Stingley (6); LT Sam Adams (5), Leon Gray (5), Bob Reynolds (4); LG John Hannah (14); C Bill Lenkatis (12); Jon Morris (2); RG Lennie St. Jean (14); RT Tom Neville (9), L. Gray (3), S. Adams (2); TE Bob Windsor (9), Bob Adams (5); WR R. Rucker (6), D. Stingley (4), Randy Vataha (4); QB Jim Plunkett (14); RB Josh Ashton (8), John Tarver (3), Sam Cunningham (1), Mack Herron (1), Bob McCall (1); FB S. Cunningham (9), J. Tarver (4), Claxton Welch (1).  
**Defense:** LE Ray Hamilton (14); NT Dave Rowe (14); RE Rick Cash (14); RT Julius Adams (14); LLB Steve Kiner (14); MLB Edgar Chandler (11), Brian Stenger (2), Will Foster (1); RLB Ron Acks (14); LCB George Hoey (12), Donald Martin (2); RCB Ron Bolton (14); SS Sandy Durko (14), FS Ralph Anderson (10), Honor Jackson (3), Dave Mason (1).

PUNTING	NO	YDS	AVG	LG	BLK
Barnes	55	2134	38.8	53	0
White	6	163	27.1	51	0
<b>Patriots</b>	<b>61</b>	<b>2297</b>	<b>37.7</b>	<b>53</b>	<b>0</b>
<b>Opponents</b>	<b>62</b>	<b>2509</b>	<b>40.5</b>	<b>58</b>	<b>1</b>

**PUNT RETURNS** NO FC YDS AVG LG TD  
 Herron 27 8 282 10.4 54 0  
 Stingley 3 2 21 7.0 16 0  
 Durko 3 2 21 7.0 15 0  
**Patriots 33 12 324 9.8 54 0**  
**Opponents 29 23 154 5.3 27 0**

SCORING	TD	Ru	Pa	Rt	PAT	FG	S	TP
White	0	0	0	0	21/25	14/25	0	63
Plunkett	5	5	0	0	0	0	0	30
Cunningham	5	4	1	0	0	0	0	30
Herron	4	2	1	0	0	0	0	24
Tarver	4	4	0	0	0	0	0	24
Windsor	4	0	4	0	0	0	0	24
Rucker	3	0	3	0	0	0	0	18
Vataha	3	0	2	1	0	0	0	18
Stingley	2	0	2	0	0	0	0	12
Bell	0	0	0	0	4/5	1/4	0	7
Foster	1	0	0	1	0	0	0	6
Kiner	0	0	0	0	0	1	2	0
Team	0	0	0	0	0/1	0	0	0
<b>Patriots</b>	<b>31</b>	<b>15</b>	<b>13</b>	<b>3</b>	<b>25/31</b>	<b>15/29</b>	<b>1</b>	<b>258</b>
<b>Opponents</b>	<b>32</b>	<b>16</b>	<b>11</b>	<b>5</b>	<b>30/32</b>	<b>26/32</b>	<b>0</b>	<b>300</b>

**1973 Coaching Staff:** Hank Bullough, Defensive Line, Ron Erhardt, Offensive Backfield, Red Miller, Offensive Line, Bill Nelsen, Quarterbacks, Sam Rutigliano, Off. Backs/Receivers, Charlie Sumner, Linebackers/Secondary, Jim Valek, Special Teams, Larry Weaver, Defensive Backfield.

Pro Bowl (0)

PASSING	ATT	CMP	YARDS	CMP%	YDS/ATT	TD	TD%	INT	INT%	LG	SK/YDS	RATING
Plunkett	376	193	2550	51.3	6.78	13	3.5	17	4.5	64	37/350	65.8
Shiner	4	2	31	50.0	7.75	0	0.0	0	0.0	23	0/0	76.0
<b>Patriots</b>	<b>380</b>	<b>195</b>	<b>2581</b>	<b>51.3</b>	<b>6.79</b>	<b>13</b>	<b>3.4</b>	<b>17</b>	<b>4.5</b>	<b>64</b>	<b>37/350</b>	<b>65.9</b>
<b>Opponents</b>	<b>240</b>	<b>134</b>	<b>1600</b>	<b>55.8</b>	<b>6.67</b>	<b>11</b>	<b>4.6</b>	<b>13</b>	<b>5.4</b>	<b>50</b>	<b>32/262</b>	<b>69.1</b>

RESULTS



# 1974 FINAL STATISTICS (7-7)

Head Coach: Chuck Fairbanks • Tied for Third in AFC East • Home Stadium: Schaefer Stadium

DATE	W/L	SCORE	OPPONENT	ATTENDANCE
9/15	W	34-24	Miami	55,006
9/22	W	28-20	at N.Y. Giants	49,267
9/29	W	20-14	L.A. Rams	61,279
10/06	W	42-3	Baltimore	59,502
10/13	W	24-0	at N.Y. Jets	61,400
10/20	L	28-30	at Buffalo	80,020
10/27	W	17-14	at Minnesota	48,497
11/03	L	28-29	Buffalo	61,279
11/10	L	14-21	Cleveland	61,279
11/17	L	16-21	N.Y. Jets	61,279
11/24	W	27-17	at Baltimore	38,971
12/01	L	26-41	at Oakland	54,020
12/08	L	17-21	Pittsburgh	61,279
12/15	L	27-34	at Miami	79,420

## Team Statistics

	PATS	OPP
<b>TOTAL FIRST DOWNS</b>	<b>255</b>	<b>240</b>
By Rushing	123	100
By Passing	113	129
By Penalty	19	11
Third Down: Md/Att.	96/202	73/192
Third Down: Eff.	47.5	38.0
<b>TOTAL NET YARDS</b>	<b>4474</b>	<b>4067</b>
Avg. per Game	319.6	290.5
Total Offensive Plays	900	879
Avg. per Play	5.0	4.6
<b>NET YARDS RUSHING</b>	<b>2134</b>	<b>1587</b>
Total Rushing Plays	520	467
Avg. per Rush	4.1	3.4
Avg. per Game	152.4	113.4
<b>NET YARDS PASSING</b>	<b>2340</b>	<b>2480</b>
Avg. per Game	167.1	177.1
Sacked/Yards Lost	21/174	38/294
Gross Yards Passing	2514	2774
Att./Completions	359/177	374/210
Completion Pct.	49.3	56.1
Had Intercepted	23	24
<b>PUNTS/AVERAGE</b>	<b>71/36.2</b>	<b>75/38.4</b>
<b>PENALTIES/YARDS</b>	<b>87/843</b>	<b>76/642</b>
<b>FUMBLES/BALLS LOST</b>	<b>26/15</b>	<b>29/14</b>
<b>TOUCHDOWNS</b>	<b>43</b>	<b>37</b>
Rushing	21	16
Passing	19	17
Returns	3	4
Score by Periods	1 2 3 4	OT
Patriots	86 116 64 82	0 348
Opponents	68 92 49 80	0 289

SCORING	TD	Ru	Pa	Rt	PAT	FG	S	TP
Smith	0	0	0	0	42/43	16/22	0	90
Herron	12	7	5	0	0	0	0	72
Cunningham	11	9	2	0	0	0	0	66
Rucker	4	0	4	0	0	0	0	24
Vataha	3	0	3	0	0	0	0	18
Plunkett	2	2	0	0	0	0	0	12
Stingley	2	1	1	0	0	0	0	12
Tarver	2	2	0	0	0	0	0	12
Geddes	1	0	0	1	0	0	0	6
Hannah	1	0	0	1	0	0	0	6
Marshall	1	0	1	0	0	0	0	6
Sanders	1	0	1	0	0	0	0	6
Schubert	1	0	1	0	0	0	0	6
Tanner	1	0	1	0	0	0	0	6
Windsor	1	0	1	0	0	0	0	6
Patriots	43	21	19	3	42/43	16/22	0	348
Opponents	37	16	17	4	32/37	11/18	1	289

PASSING	ATT	CMP	YARDS	CMP%	YDS/ATT	TD	TD%	INT	INT%	LG	SK/YDS	RATING
Plunkett	352	173	2457	49.1	6.98	19	5.4	22	6.3	69†	21/174	64.1
Shiner	6	3	37	50.0	6.17	0	0.0	1	16.7	18	0/0	29.9
Graff	1	1	20	100.0	20.0	0	0.0	0	0.0	20	0/0	118.8
Patriots	359	177	2514	49.3	7.00	19	5.3	23	6.4	69†	21/174	63.3
Opponents	374	210	2774	56.1	7.42	17	4.5	24	6.4	67†	38/294	68.2

RUSHING	NO	YDS	AVG	LG	TD	KICK RETURNS	NO	YDS	AVG	LG	TD
Herron	231	824	3.6	28	7	Herron	28	629	18.0	62	0
Cunningham	166	811	4.9	75†	9	Johnson	15	303	20.2	41	0
Plunkett	30	161	5.4	37	2	Schubert	5	112	22.4	32	0
Tarver	41	101	2.5	18	2	Hinton	3	83	27.7	53	0
Ashton	26	99	3.8	22	0	Wilson	2	33	16.5	18	0
Stingley	5	63	12.6	23†	1	Tanner	2	17	8.5	17	0
Wilson	15	57	3.8	12	0	Hunt	1	21	21.0	21	0
Vataha	3	21	7.0	24	0	Durko	1	0	0.0	0	0
Hinton	1	1	1.0	1	0	Smith, D.	1	0	0.0	0	0
Johnson	2	-4	-2.0	-2	0	<b>Patriots</b>	<b>58</b>	<b>1198</b>	<b>20.7</b>	<b>62</b>	<b>0</b>
<b>Patriots</b>	<b>520</b>	<b>2134</b>	<b>4.1</b>	<b>75†</b>	<b>21</b>	<b>Opponents</b>	<b>64</b>	<b>1678</b>	<b>26.2</b>	<b>88†</b>	<b>1</b>
<b>Opponents</b>	<b>467</b>	<b>1587</b>	<b>3.4</b>	<b>34</b>	<b>16</b>						

RECEIVING	NO	YDS	AVG	LG	TD	Sacks:
Herron	38	474	12.5	18	5	Adams 8.0, Hamilton 5.0, Lunsford 5.0,
Rucker	27	436	16.1	69†	4	McGee 4.5, Webster 4.5, King 3.5, Smith 3.0,
Vataha	25	561	22.4	59†	3	Moore 2.0, Hunt 1.5, Nelson 1.0, Carter 0.5.
Cunningham	22	214	9.7	37	2	Patriots 38.0, Opponents 21.0.
Adams, B.	17	244	14.4	24	0	
Windsor	12	127	10.6	20	0	
Stingley	10	139	13.9	20†	1	
Tarver	9	37	4.1	12	0	
Johnson	8	147	18.4	34	0	
Wilson	3	38	12.7	23	0	
Hinton	2	36	18.0	20	0	
Tanner	2	23	11.5	21	1	
Schubert	1	21	21.0	21†	1	
Marshall	1	17	17.0	17†	1	
<b>Patriots</b>	<b>177</b>	<b>2514</b>	<b>14.2</b>	<b>69†</b>	<b>19</b>	
<b>Opponents</b>	<b>210</b>	<b>2774</b>	<b>13.2</b>	<b>67†</b>	<b>17</b>	

FIELD GOALS	1-19	20-29	30-39	40-49	50+
Smith	0/0	6/7	8/10	2/5	0/0
<b>Patriots</b>	<b>0/0</b>	<b>6/7</b>	<b>8/10</b>	<b>2/5</b>	<b>0/0</b>
<b>Opponents</b>	<b>0/0</b>	<b>5/5</b>	<b>2/4</b>	<b>4/9</b>	<b>0/0</b>

INTERCEPTIONS	NO	YDS	AVG	LG	TD
Bolton	7	18	2.6	10	0
Sanders	5	57	11.4	23†	1
Hunt	3	66	22.0	27	0
McCray	3	61	20.3	33	0
Mildren	3	51	17.0	41	0
Geddes	2	32	16.0	29†	1
King	1	9	9.0	9	0
<b>Patriots</b>	<b>24</b>	<b>294</b>	<b>12.3</b>	<b>41</b>	<b>2</b>
<b>Opponents</b>	<b>23</b>	<b>331</b>	<b>14.4</b>	<b>72†</b>	<b>2</b>

PUNTING	NO	YDS	AVG	LG	BLK
Barnes	45	1604	35.6	50	0
Chapple	26	967	37.2	57	0
<b>Patriots</b>	<b>71</b>	<b>2571</b>	<b>36.2</b>	<b>57</b>	<b>0</b>
<b>Opponents</b>	<b>75</b>	<b>2882</b>	<b>38.4</b>	<b>59</b>	<b>0</b>

PUNT RETURNS	NO	FC	YDS	AVG	LG	TD
Herron	35	4	517	14.8	66	0
Schubert	3	2	15	5.0	11	0
Durko	1	1	1	1.0	1	0
Hinton	1	0	0	0.0	0	0
Johnson	0	3	0	0.0	0	0
Sanders	0	1	0	0.0	0	0
<b>Patriots</b>	<b>40</b>	<b>11</b>	<b>533</b>	<b>13.3</b>	<b>66</b>	<b>0</b>
<b>Opponents</b>	<b>41</b>	<b>5</b>	<b>314</b>	<b>7.7</b>	<b>42</b>	<b>0</b>

**1974 Coaching Staff:** Hank Bullough, Defensive Line, Ron Erhardt, Offensive Backfield, Red Miller, Offensive Line, Bill Nelsen, Quarterbacks, Ray Perkins, Receivers, Charlie Sumner, Linebackers/Secondary, Jim Valek, Special Teams, Larry Weaver, Defensive Backfield.

Pro Bowl (0)

RESULTS

# 1975 FINAL STATISTICS (3-11)

Head Coach: Chuck Fairbanks • Tied for Fourth in AFC East • Home Stadium: Schaefer Stadium

DATE	W/L	SCORE	OPPONENT	ATTENDANCE
9/21	L	0-7	Houston	54,212
9/28	L	14-22	Miami	61,279
10/05	L	7-36	at N.Y. Jets	61,415
10/12	L	10-27	at Cincinnati	55,856
10/19	W	21-10	Baltimore	56,844
10/26	W	24-16	San Francisco	60,691
11/02	L	17-24	at St. Louis	47,263
11/09	W	33-19	at San Diego	26,090
11/16	L	31-34	Dallas	61,279
11/23	L	31-45	at Buffalo	69,207
12/01	L	7-20	at Miami	68,480
12/07	L	28-30	N.Y. Jets	57,539
12/14	L	14-34	Buffalo	59,646
12/21	L	21-34	at Baltimore	50,801

RUSHING	NO	YDS	AVG	LG	TD
Cunningham	169	666	3.9	17	6
Johnson	117	488	4.2	66	3
Herron	61	274	4.5	33	0
Grogan	30	110	3.7	14	3
Calhoun	23	104	4.5	38	1
Carter	22	95	4.3	19	0
McQuay	33	47	1.4	9	0
Stingley	6	39	6.5	21	0
Dressler	3	8	2.7	6	0
Plunkett	4	7	1.8	5	1
Vataha	1	4	4.0	4	0
Graff	2	2	1.0	2	0
Anderson	1	1	1.0	1	0
<b>Patriots</b>	<b>472</b>	<b>1845</b>	<b>3.9</b>	<b>66</b>	<b>14</b>
<b>Opponents</b>	<b>555</b>	<b>2220</b>	<b>4.0</b>	<b>63</b>	<b>20</b>

KICK RETURNS	NO	YDS	AVG	LG	TD
Carter	32	879	27.5	99	1
McQuay	15	252	16.8	34	0
Johnson	10	188	18.8	32	0
Burks	4	65	16.3	25	0
Herron	2	75	37.5	40	0
Stingley	2	44	22.0	24	0
Calhoun	1	17	17.0	17	0
<b>Patriots</b>	<b>66</b>	<b>1520</b>	<b>23.0</b>	<b>99</b>	<b>1</b>
<b>Opponents</b>	<b>46</b>	<b>1142</b>	<b>24.8</b>	<b>59</b>	<b>0</b>

**Sacks:** McGee 9.0, Hamilton 6.0, Adams 4.0, Hanneman 4.0, Zabel 3.0, Hunt 2.0, Nelson 2.0, Cusik 1.0, King 1.0, Webster 1.0. Patriots 33.0, Opponents 39.0.

## Team Statistics

	PATS	OPP
<b>TOTAL FIRST DOWNS</b>	<b>253</b>	<b>254</b>
By Rushing	94	118
By Passing	133	120
By Penalty	26	16
Third Down: Md/Att.	82/195	90/216
Third Down: Eff.	42.1	41.7
<b>TOTAL NET YARDS</b>	<b>4283</b>	<b>4464</b>
Avg. per Game	305.9	318.9
Total Offensive Plays	912	956
Avg. per Play	4.7	4.7
<b>NET YARDS RUSHING</b>	<b>1845</b>	<b>2220</b>
Total Rushing Plays	472	555
Avg. per Rush	3.9	4.0
Avg. per Game	131.8	158.6
<b>NET YARDS PASSING</b>	<b>2438</b>	<b>2244</b>
Avg. per Game	174.1	160.3
Sacked/Yards Lost	39/330	33/271
Gross Yards Passing	2768	2515
Att./Completions	401/193	368/213
Completion Pct.	48.1	57.9
Had Intercepted	28	13
<b>PUNTS/AVERAGE</b>	<b>83/38.8</b>	<b>77/39.5</b>
<b>PENALTIES/YARDS</b>	<b>89/719</b>	<b>103/759</b>
<b>FUMBLES/BALLS LOST</b>	<b>43/22</b>	<b>31/16</b>
<b>TOUCHDOWNS</b>	<b>33</b>	<b>42</b>
Rushing	14	20
Passing	16	18
Returns	3	4

RECEIVING	NO	YDS	AVG	LG	TD
Vataha	46	720	15.7	47	6
Francis	35	636	18.2	48	4
Cunningham	32	253	7.9	24	2
Johnson	26	294	11.3	29	1
Stingley	21	378	18.0	45	2
Burks	6	158	26.3	76	0
Windsor	6	57	9.5	12	0
Calhoun	5	111	22.2	62	1
Herron	5	50	10.0	19	0
Wright	4	46	11.5	20	0
McQuay	4	27	6.8	16	0
Carter	2	39	19.5	26	0
Dressler	1	-1	-1.0	-1	0
<b>Patriots</b>	<b>193</b>	<b>2768</b>	<b>14.3</b>	<b>7</b>	<b>16</b>
<b>Opponents</b>	<b>213</b>	<b>2515</b>	<b>11.8</b>	<b>77</b>	<b>18</b>

FIELD GOALS	1-19	20-29	30-39	40-49	50+
<b>Smith</b>	<b>1/1</b>	<b>1/1</b>	<b>5/6</b>	<b>2/8</b>	<b>0/1</b>
<b>Patriots</b>	<b>1/1</b>	<b>1/1</b>	<b>5/6</b>	<b>2/8</b>	<b>0/1</b>
<b>Opponents</b>	<b>1/1</b>	<b>11/11</b>	<b>6/10</b>	<b>5/13</b>	<b>0/0</b>

**Smith:** (44n,46n) (40n) (-) (35G) (52n) (44G,41b) (32G) (38G,19G,35G,46G) (29G) (42b,34G) (43n) (33b) (-) (-).

**Opponents:** (36n) (26G,26G,33G) (46n, 47G) (29G,21G) (34G) (47n,28G) (44b, 21G) (41G,49n,30G,25G,37G) (43G, 26G) (28G,43n) (25G,39G) (42G,27G, 48b,44G,46b,38n) (31n) (19G,44n,37n, 31G).

INTERCEPTIONS	NO	YDS	AVG	LG	TD
Bolton	5	33	6.6	15	0
Howard	3	52	17.3	44	1
Nelson	2	8	4.0	4	0
Reilly	1	54	54.0	54	0
Sanders	1	18	18.0	18	0
Webster	1	0	0.0	0	0
<b>Patriots</b>	<b>13</b>	<b>165</b>	<b>12.7</b>	<b>54</b>	<b>1</b>
<b>Opponents</b>	<b>28</b>	<b>388</b>	<b>13.9</b>	<b>58</b>	<b>1</b>

**Starters - Offense:** WR Randy Vataha (14); LT Leon Gray (14); LG John Hannah (14); C Bill Lenkaitis (11), Doug Dumler (3); RG Sam Adams (13), Bill DuLac (1); RT Shelby Jordan (14); TE Russ Francis (11), Bob Windsor (3); WR Darryl Stingley (14); QB Steve Grogan (7), Jim Plunkett (5), Neil Graff (2); RB Andy Johnson (9), Mack Herron (5); FB Sam Cunningham (13), Don Calhoun (1).

**Defense:** LE Tony McGee (10), Mel Lunsford (4); LT/NT Ray Hamilton (14); RE/RT Julius Adams (8), Marlin Imhof (3), Craig Hanneman (2), Sam Hunt (1); LOLB/RE George Webster (9), Steve Zabel (2), C Hanneman (1), Steve King (1), Kevin Reilly (1); LILB/LLB Steve Nelson (13), G. Webster (1); RILB/MLB S. Hunt (12), Bob Geddes (1), S. Nelson (1); ROLB/RLB S. King (7), S. Zabel (7); LCB Bob Howard (14), RCB Ron Bolton (13), Jim Massey (1); SS Prentice McCray (14); FS John Sanders (14).

PUNTING	NO	YDS	AVG	LG	BLK
Patrick	83	3223	38.8	62	0
<b>Patriots</b>	<b>83</b>	<b>3223</b>	<b>38.8</b>	<b>62</b>	<b>0</b>
<b>Opponents</b>	<b>77</b>	<b>3042</b>	<b>39.5</b>	<b>65</b>	<b>1</b>

PUNT RETURNS	NO	FC	YDS	AVG	LG	TD
Stingley	15	2	113	7.5	29	0
Herron	12	2	89	7.4	17	0
Johnson	6	4	60	10.0	15	0
<b>Patriots</b>	<b>33</b>	<b>8</b>	<b>262</b>	<b>7.9</b>	<b>29</b>	<b>0</b>
<b>Opponents</b>	<b>42</b>	<b>12</b>	<b>513</b>	<b>12.2</b>	<b>69</b>	<b>1</b>

**1975 Coaching Staff:** Hank Bullough, Defensive Line, Rollie Dotsch, Outside Linebackers, Ron Erhardt, Offensive Backfield, Red Miller, Offensive Line, Ray Perkins, Receivers, John Polonchek, QBs/Special Asst. to Head Coach, Charlie Sumner, Linebackers/Secondary, Jim Valek, Special Teams, Larry Weaver, Defensive Backfield.

## Pro Bowl (0)

PASSING	ATT	CMP	YARDS	CMP%	YDS/ATT	TD	TD%	INT	INT%	LG	SK/YDS	RATING
Grogan	274	139	1976	50.7	7.21	11	4.0	18	6.6	62	22/207	60.4
Plunkett	92	36	571	39.1	6.21	3	3.3	7	7.6	76	13/89	39.7
Graff	35	18	221	51.4	6.31	2	5.7	3	8.6	31	4/34	54.6
<b>Patriots</b>	<b>401</b>	<b>193</b>	<b>2768</b>	<b>48.1</b>	<b>6.90</b>	<b>16</b>	<b>4.0</b>	<b>28</b>	<b>7.0</b>	<b>76</b>	<b>39/330</b>	<b>55.2</b>
<b>Opponents</b>	<b>368</b>	<b>213</b>	<b>2515</b>	<b>57.9</b>	<b>6.83</b>	<b>18</b>	<b>4.9</b>	<b>13</b>	<b>3.5</b>	<b>77</b>	<b>33/271</b>	<b>80.4</b>

RESULTS

# 1976 FINAL STATISTICS (11-3)

Head Coach: Chuck Fairbanks • Second in AFC East (Wild Card Playoff Qualifier) • Home Stadium: Schaefer Stadium

DATE	W/L	SCORE	OPPONENT	ATTENDANCE
9/12	L	13-27	Baltimore	43,637
9/19	W	30-14	Miami	46,227
9/26	W	30-27	at Pittsburgh	50,350
10/03	W	48-17	Oakland	61,279
10/10	L	10-30	at Detroit	63,711
10/18	W	41-7	N.Y. Jets	51,236
10/24	W	26-22	at Buffalo	50,383
10/31	L	3-10	at Miami	57,984
11/07	W	20-10	Buffalo	61,279
11/14	W	21-14	at Baltimore	60,020
11/21	W	38-24	at N.Y. Jets	58,509
11/28	W	38-14	Denver	61,279
12/05	W	27-6	New Orleans	54,057
12/12	W	31-14	at Tampa Bay	46,475
<b>AFC PLAYOFFS</b>				
12/18	L	21-24	at Oakland	54,037

SCORING	TD	Ru	Pa	Rt	PAT	FG	S	TP
Smith	0	0	0	0	42/46	15/25	0	87
Grogan	13	12	0	1	0	0	0	78
Johnson	10	6	4	0	0	0	0	60
Stingley	4	0	4	0	0	0	0	24
Cunningham	3	3	0	0	0	0	0	18
Francis	3	0	3	0	0	0	0	18
Chandler	3	0	3	0	0	0	0	18
Forté	2	1	1	0	0	0	0	12
Haynes	2	0	2	0	0	0	0	12
McCray	2	0	2	0	0	0	0	12
Calhoun	1	1	0	0	0	0	0	6
Phillips	1	1	0	0	0	0	0	6
Briscoe	1	0	1	0	0	0	0	6
Brook	1	0	1	0	0	0	0	6
Vataha	1	0	1	0	0	0	0	6
Hunt	1	0	1	0	0	0	0	6
Zabel	0	0	0	1	0	0	0	0
Team	0	0	0	0	0	0	0	0
<b>Patriots</b>	<b>48</b>	<b>24</b>	<b>18</b>	<b>6</b>	<b>43/48</b>	<b>15/25</b>	<b>0</b>	<b>376</b>
<b>Opponents</b>	<b>29</b>	<b>12</b>	<b>16</b>	<b>1</b>	<b>26/29</b>	<b>12/17</b>	<b>0</b>	<b>236</b>

PUNT RETURNS	NO	FC	YDS	AVG	LG	TD
Haynes	45	0	608	13.5	89t	2
Beaudoin	2	0	18	9.0	11	0
Stingley	1	0	2	2.0	2	0
<b>Patriots</b>	<b>48</b>	<b>0</b>	<b>628</b>	<b>13.1</b>	<b>89t</b>	<b>2</b>
<b>Opponents</b>	<b>37</b>	<b>7</b>	<b>288</b>	<b>7.8</b>	<b>32</b>	<b>0</b>

KICK RETURNS	No	Yds	Avg	LG	TD
Phillips	14	397	28.4	71	0
Feacher	10	240	24.0	46	0
Calhoun	9	183	20.3	33	0
Beaudoin	6	134	22.3	44	0
Forté	3	62	20.7	29	0
Conn	2	29	14.5	26	0
Carter	1	19	19.0	19	0
McKay	1	23	23.0	23	0
<b>Patriots</b>	<b>46</b>	<b>1087</b>	<b>23.6</b>	<b>71</b>	<b>0</b>
<b>Opponents</b>	<b>71</b>	<b>1559</b>	<b>22.1</b>	<b>58</b>	<b>0</b>

## Team Statistics

	PATS	OPP
<b>TOTAL FIRST DOWNS</b>	<b>260</b>	<b>258</b>
By Rushing	150	102
By Passing	95	134
By Penalty	15	22
Third Down: Md/Att.	76/192	90/209
Third Down: Eff.	39.6	43.0
<b>TOTAL NET YARDS</b>	<b>4694</b>	<b>4022</b>
Avg. per Game	335.3	287.3
Total Offensive Plays	918	947
Avg. per Play	5.1	4.2
<b>NET YARDS RUSHING</b>	<b>2948</b>	<b>1847</b>
Total Rushing Plays	591	462
Avg. per Rush	5.0	4.0
Avg. per Game	210.6	131.9
<b>NET YARDS PASSING</b>	<b>1746</b>	<b>2175</b>
Avg. per Game	124.7	155.4
Sacked/Yards Lost	19/164	47/429
Gross Yards Passing	1910	2604
Att./Completions	309/146	437/229
Completion Pct.	47.6	52.4
Had Intercepted	20	23
<b>PUNTS/AVERAGE</b>	<b>67/40.1</b>	<b>75/38.8</b>
<b>PENALTIES/YARDS</b>	<b>102/914</b>	<b>88/764</b>
<b>FUMBLES/BALLS LOST</b>	<b>28/16</b>	<b>37/27</b>
<b>TOUCHDOWNS</b>	<b>48</b>	<b>29</b>
Rushing	24	12
Passing	18	16
Returns	6	1
<b>Score by Periods</b>	<b>1 2 3 4 OT</b>	<b>0T</b>
<b>Patriots</b>	<b>54 133 97 92 0</b>	<b>376</b>
<b>Opponents</b>	<b>40 91 30 75 0</b>	<b>236</b>
<b>Sacks:</b> McGee 9.5, Barnes 8.0, Hamilton 6.5, Bishop 6.0, Adams 5.0, Zabel 4.0, Lunsford 2.5, Tipton 2.0, King 1.5, Nelson 1.0. Patriots 47.0, Opponents 19.0.		

RUSHING	NO	YDS	AVG	LG	TD
Cunningham	172	824	4.8	24	3
Calhoun	129	721	5.6	54	1
Johnson	169	699	4.1	69t	6
Grogan	60	397	6.6	41t	12
Phillips	24	164	6.8	46	1
Forté	25	100	4.0	26	1
Stingley	8	45	5.6	27	0
Francis	2	12	6.0	8	0
Burks	1	2	2.0	2	0
Patrick	1	-16	-16.0	-16	0
<b>Patriots</b>	<b>591</b>	<b>2948</b>	<b>5.0</b>	<b>69t</b>	<b>24</b>
<b>Opponents</b>	<b>462</b>	<b>1847</b>	<b>4.0</b>	<b>46</b>	<b>12</b>

FIELD GOALS	1-19	20-29	30-39	40-49	50+
Smith	0/1	4/4	4/6	7/14	0/0
<b>Patriots</b>	<b>0/1</b>	<b>4/4</b>	<b>4/6</b>	<b>7/14</b>	<b>0/0</b>
<b>Opponents</b>	<b>1/1</b>	<b>2/2</b>	<b>4/5</b>	<b>4/8</b>	<b>1/1</b>

**Smith:** (31G, 27G, 39b) (42n, 22G, 47n) (42G, 40G, 26G, 37n) (-) (41G) (-) (44G, 32G) (43G) (46G, 33G) (48n, 44n) (28G) (44n, 19n, 49G, 41n) (43n) (30G).

**Opponents:** (28G, 32G) (-) (32G, 41G, 48n) (44G) (44n, 36G) (-) (46G, 34n) (47G) (31G) (40n) (19G) (-) (50G, 47n, 29G) (-).

RECEIVING	NO	YDS	AVG	LG	TD
Johnson	29	343	11.8	53	4
Cunningham	27	299	11.1	41	0
Francis	26	367	14.1	48	3
Stingley	17	370	21.8	58t	4
Calhoun	12	56	4.7	12	0
Vataha	11	192	17.5	44	1
Briscoe	10	136	13.6	21	1
Chandler	5	49	9.8	29	3
Forté	3	9	3.0	6t	1
Burks	2	27	13.5	17	0
Feacher	2	38	19.0	21	0
Phillips	1	18	18.0	18	0
Brook	1	6	6.0	6t	1
<b>Patriots</b>	<b>146</b>	<b>1910</b>	<b>13.1</b>	<b>58t</b>	<b>18</b>
<b>Opponents</b>	<b>229</b>	<b>2604</b>	<b>11.4</b>	<b>55</b>	<b>16</b>

**Starters: Offense:** WR Randy Vataha (8), Darryl Stingley (4), Marlin Briscoe (2); LT Leon Gray (14); LG John Hannah (14); C Bill Lenkaitis (14); RG Sam Adams (14); RT Bob McKay (14); TE Russ Francis (12), Al Chandler (2); WR D. Stingley (9), M. Briscoe (3), Steve Burks (1), A. Chandler (1); QB Steve Grogan (16); RB Andy Johnson (12), Sam Cunningham (1), Ike Forté (1); FB S. Cunningham (10), Don Calhoun (3), A. Johnson (1).

**Defense:** LE Tony McGee (13), Mel Lunsford (1); NT Ray Hamilton (14); RE Julius Adams (14); LOLB Steve Zabel (14); LILB Steve Nelson (11), Sam Hunt (2), Donnie Thomas (1); RILB S. Hunt (9), George Webster (3), Jim Romaniszyn (2); ROLB Pete Barnes (7), Steve King (7); LCB Bob Howard (14); RCB Mike Haynes (14); SS Prentice McCray (14); FS Tim Fox (13), Dick Conn (1).

INTERCEPTIONS	NO	YDS	AVG	LG	TD
Haynes	8	90	11.3	28	0
McCray	5	182	36.4	63t	2
Fox	3	67	22.3	29	0
Howard	3	28	9.3	15	0
Hunt	2	106	53.0	68t	1
Nelson	2	32	16.0	34	0
<b>Patriots</b>	<b>23</b>	<b>505</b>	<b>22.0</b>	<b>68t</b>	<b>3</b>
<b>Opponents</b>	<b>20</b>	<b>380</b>	<b>19.0</b>	<b>76</b>	<b>0</b>

**1976 Coaching Staff:** Hank Bulough, Defensive Line, Rollie Dotsch, Outside Linebackers, Ron Erhardt, Offensive Backfield, Red Miller, Offensive Line, Ray Perkins, Receivers, John Polonchek, QBs/Special Asst. to Head Coach, Charlie Sumner, Linebackers/Secondary, Larry Weaver, Defensive Backfield, Tom Yewic, Offensive Backfield/Special Teams.

PUNTING	NO	YDS	AVG	LG	TB	IN20
Patrick	67	2688	40.1	52	12	12
<b>Patriots</b>	<b>67</b>	<b>2688</b>	<b>40.1</b>	<b>52</b>	<b>12</b>	<b>12</b>
<b>Opponents</b>	<b>75</b>	<b>2909</b>	<b>38.8</b>	<b>57</b>	<b>8</b>	<b>7</b>

**Pro Bowl (4):** TE Russ Francis (1), T Leon Gray (1), G John Hannah (1), CB Mike Haynes (1).

PASSING	ATT	CMP	YARDS	CMP%	YDS/ATT	TD	TD%	INT	INT%	LG	SK/YDS	RATING
Grogan	302	145	1903	48.0	6.30	18	6.0	20	6.6	58t	18/155	60.6
Owen	5	1	7	20.0	1.40	0	0.0	0	0.0	7	0/0	39.6
Johnson	2	0	0	0.0	0.0	0	0.0	0	0.0	0	0/0	39.6
Briscoe	0	0	0	0.0	0.0	0	0.0	0	0.0	0	1/9	--
<b>Patriots</b>	<b>309</b>	<b>146</b>	<b>1910</b>	<b>47.2</b>	<b>6.25</b>	<b>18</b>	<b>5.8</b>	<b>20</b>	<b>6.5</b>	<b>58t</b>	<b>19/164</b>	<b>59.7</b>
<b>Opponents</b>	<b>437</b>	<b>229</b>	<b>2604</b>	<b>52.4</b>	<b>5.96</b>	<b>16</b>	<b>3.7</b>	<b>23</b>	<b>5.3</b>	<b>55</b>	<b>47/429</b>	<b>60.9</b>



# 1977 FINAL STATISTICS (9-5)

Head Coach: Chuck Fairbanks • Third in AFC East • Home Stadium: Schaefer Stadium

Date	W/L	Score	Opponent	Attendance
9/18	W	21-17	Kansas City	58,288
9/26	L	27-30	at Cleveland OT	77,910
10/02	L	27-30	at N.Y. Jets	49,801
10/09	W	31-0	Seattle	54,363
10/16	W	24-20	at San Diego	51,143
10/23	W	17-3	Baltimore	61,279
10/30	W	24-13	N.Y. Jets	61,279
11/06	L	14-24	Buffalo	61,279
11/13	L	5-17	at Miami	67,907
11/20	W	20-7	at Buffalo	31,157
11/27	W	14-6	Philadelphia	58,192
12/04	W	16-10	at Atlanta	60,738
12/11	W	14-10	Miami	61,279
12/18	L	24-30	at Baltimore	60,763

## Team Statistics

	PATS	OPP
<b>TOTAL FIRST DOWNS</b>	<b>247</b>	<b>215</b>
By Rushing	132	86
By Passing	101	111
By Penalty	14	18
Third Down: Md/Att.	98/199	74/196
Third Down: Eff.	49.0	38.0

	PATS	OPP
<b>TOTAL NET YARDS</b>	<b>4310</b>	<b>3638</b>
Avg. per Game	307.9	259.9
Total Offensive Plays	922	866
Avg. per Play	4.7	4.7

	PATS	OPP
<b>NET YARDS RUSHING</b>	<b>2303</b>	<b>1605</b>
Total Rushing Plays	603	452
Avg. per Rush	3.8	3.6
Avg. per Game	164.5	114.6

	PATS	OPP
<b>NET YARDS PASSING</b>	<b>2007</b>	<b>2033</b>
Avg. per Game	143.4	145.2
Sacked/Yards Lost	14/155	58/471
Gross Yards Passing	2162	2504
Att./Completions	305/160	356/188
Completion Pct.	52.5	52.8
Had Intercepted	21	19

	PATS	OPP
<b>PUNTS/AVERAGE</b>	<b>68/34.6</b>	<b>78/39.1</b>
<b>PENALTIES/YARDS</b>	<b>112/931</b>	<b>71/610</b>

	PATS	OPP
<b>FUMBLES/BALLS LOST</b>	<b>28/15</b>	<b>20/10</b>
<b>TOUCHDOWNS</b>	<b>33</b>	<b>26</b>
Rushing	13	8
Passing	17	16
Returns	3	2

Score by Periods	1	2	3	4	OT	Total
<b>Patriots</b>	<b>79</b>	<b>65</b>	<b>74</b>	<b>60</b>	<b>0</b>	<b>278</b>
<b>Opponents</b>	<b>58</b>	<b>23</b>	<b>61</b>	<b>72</b>	<b>3</b>	<b>217</b>

SCORING	TD	Ru	Pa	Rt	PAT	FG	S	TP
Smith	0	0	0	33/33	15/21	0	78	
Stingley	6	1	5	0	0	0	36	
Cunningham	5	4	1	0	0	0	30	
Calhoun	4	4	0	0	0	0	24	
Francis	4	0	4	0	0	0	24	
Hasselbeck	4	0	4	0	0	0	24	
Clayborn	3	0	0	3	1	20		
Morgan	3	0	0	0	0	0	18	
Forte	2	2	0	0	0	0	12	
Grogan	1	1	0	0	0	6		
Phillips	1	1	0	0	0	6		
<b>Patriots</b>	<b>33</b>	<b>13</b>	<b>17</b>	<b>3</b>	<b>33/33</b>	<b>15/21</b>	<b>1</b>	<b>278</b>
<b>Opponents</b>	<b>26</b>	<b>8</b>	<b>16</b>	<b>2</b>	<b>22/26</b>	<b>13/21</b>	<b>0</b>	<b>217</b>

RUSHING	NO	YDS	AVG	LG	TD
Cunningham	270	1015	3.8	31t	4
Calhoun	198	727	3.7	25	4
Grogan	61	324	5.3	41	1
Forte	62	157	2.5	16	2
Phillips	5	27	5.4	13	1
Stingley	3	33	11.0	34t	1
Ivory	3	10	3.3	9	0
Morgan	1	10	10.0	10	0
<b>Patriots</b>	<b>603</b>	<b>2303</b>	<b>3.8</b>	<b>41</b>	<b>13</b>
<b>Opponents</b>	<b>452</b>	<b>1605</b>	<b>3.6</b>	<b>66</b>	<b>8</b>

RECEIVING	NO	YDS	AVG	LG	TD
Cunningham	42	370	8.8	35	1
Stingley	39	657	16.8	68	5
Morgan	21	443	21.1	64t	3
Francis	16	229	14.3	31t	4
Calhoun	13	152	11.7	47	0
Hasselbeck	9	76	8.4	21	0
Forte	8	88	11.0	22	4
Chandler	7	68	9.7	16	0
Burks	5	79	15.8	22	0
<b>Patriots</b>	<b>160</b>	<b>2162</b>	<b>13.5</b>	<b>68</b>	<b>17</b>
<b>Opponents</b>	<b>188</b>	<b>2504</b>	<b>13.3</b>	<b>78</b>	<b>16</b>

INTERCEPTIONS	NO	YDS	AVG	LG	TD
Haynes	5	54	10.8	22	0
McCray	4	61	15.2	48	0
Howard	4	10	2.2	6	0
Fox	3	39	13.0	27	0
Hunt	2	17	8.5	10	0
Barnes	1	13	13.0	13	0
<b>Patriots</b>	<b>19</b>	<b>194</b>	<b>10.2</b>	<b>48</b>	<b>0</b>
<b>Opponents</b>	<b>21</b>	<b>279</b>	<b>13.3</b>	<b>45</b>	<b>2</b>

PUNTING	NO	YDS	AVG	LG	TB	IN20	BLK
Patrick	68	2354	34.6	64	6	13	3
<b>Patriots</b>	<b>68</b>	<b>2354</b>	<b>34.6</b>	<b>64</b>	<b>6</b>	<b>13</b>	<b>3</b>
<b>Opponents</b>	<b>78</b>	<b>3048</b>	<b>39.1</b>	<b>65</b>	<b>9</b>	<b>10</b>	<b>0</b>

PUNT RETURNS	NO	FC	YDS	AVG	LG	TD
Morgan	16	2	220	13.8	53	0
Haynes	24	2	200	8.3	46	0
Forte	2	1	9	4.5	6	0
Beaudoin	1	0	0	0.0	0	0
Westbrook	0	1	0	0.0	0	0
<b>Patriots</b>	<b>43</b>	<b>6</b>	<b>429</b>	<b>10.0</b>	<b>53</b>	<b>0</b>
<b>Opponents</b>	<b>33</b>	<b>6</b>	<b>270</b>	<b>8.2</b>	<b>23</b>	<b>0</b>

KICK RETURNS	NO	YDS	AVG	LG	TD
Clayborn	28	869	31.0	101t	3
Phillips	6	93	15.5	22	0
Beaudoin	4	73	18.3	30	0
McKay	1	16	16.0	16	0
<b>Patriots</b>	<b>39</b>	<b>1051</b>	<b>26.9</b>	<b>101t</b>	<b>3</b>
<b>Opponents</b>	<b>52</b>	<b>1086</b>	<b>20.9</b>	<b>73</b>	<b>0</b>

**Sacks:** McGee 12.0, Hamilton 10.0, Adams 9.5, Shoate 6.0, Barnes 5.0, Nelson 5.0, Boyd 2.5, Fox 2.0, Lunsford 1.5, Bishop 1.0, Clayborn 1.0, Hunt 1.0, King 1.0, Zabel 0.5. Patriots 58.0, Opponents 14.0.

FIELD GOALS	1-19	20-29	30-39	40-49	50+
Smith	1/1	4/5	9/11	1/4	0/0
<b>Patriots</b>	<b>1/1</b>	<b>4/5</b>	<b>9/11</b>	<b>1/4</b>	<b>0/0</b>
<b>Opponents</b>	<b>0/1</b>	<b>5/5</b>	<b>7/11</b>	<b>1/4</b>	<b>0/0</b>

**Smith:** (-) (35G,28G) (44G,24G) (36G, 26wr) (28G) (18G) (30G) (-) (37n,35G) (33G, 25G,44n) (-) (47s,36G,32G,29G,35b) (47b) (30G).

**Opponents:** (22G) (37G,37G,35G,44wr,39b) (38b,37G) (-) (-) (40G) (36G, 40wL,21G) (30G) (33G) (-) (19b,33wL) (25G) (28G) (38wL,28G,45wL).

**Starters: Offense:** WR Stanley Morgan (14); LT Leon Gray (11), Shelby Jordan (3); LG John Hannah (11), Pete Brock (3); C Bill Lenkaitis (14); RG Sam Adams (13), P. Brock (1); RT Tom Neville (13), Bob McKay (3); TE Russ Francis (10), Al Chandler (3), Don Hasselbeck (1); WR Darryl Stingley (14); QB Steve Grogan (14); RB Don Calhoun (14); FB Sam Cunningham (14).

**Defense:** LE Mel Lunsford (13), Tony McGee (1); NT Ray Hamilton (14); RE Julius Adams (14); LOLB Steve Zabel (10), Steve King (4); LILB Steve Nelson (13), Ray Costick (1); RILB Sam Hunt (13), R. Costick (1); ROLB Pete Barnes (11), Rod Shoate (3); LCB Bob Howard (12), Raymond Clayborn (2); RCB Mike Haynes (14); SS Prentice McCray (14); FS Tim Fox (14).

**1977 Coaching Staff:** Hank Boughlow, Defensive Line, Ron Erhardt, Offensive Backfield, Leon McLaughlin, Offensive Line, Ray Perkins, Receivers, John Polonchek, QBs/Special Asst. to Head Coach, Charlie Sumner, Linebackers/Secondary, Dick Walker, Defensive Backs, Tom Yewcic, Offensive Backfield/Special Teams.

**Pro Bowl (2):** TE Russ Francis (2), CB Mike Haynes (2).

PASSING	ATT	CMP	YARDS	CMP%	YDS/ATT	TD	TD%	INT	INT%	LG	SK/YDS	RATING
Grogan	305	160	2162	52.5	7.09	17	5.6	21	6.9	68	14/155	65.2
<b>Patriots</b>	<b>305</b>	<b>160</b>	<b>2162</b>	<b>52.5</b>	<b>7.09</b>	<b>17</b>	<b>5.6</b>	<b>21</b>	<b>6.9</b>	<b>68</b>	<b>14/155</b>	<b>65.2</b>
<b>Opponents</b>	<b>356</b>	<b>188</b>	<b>2504</b>	<b>52.8</b>	<b>7.03</b>	<b>16</b>	<b>4.5</b>	<b>19</b>	<b>5.3</b>	<b>78</b>	<b>58/471</b>	<b>68.1</b>

RESULTS

# 1978 FINAL STATISTICS (11-5)

Head Coaches: Chuck Fairbanks (11-4); Ron Erhardt & Hank Bullough co-head coaches (0-1) • AFC East Division Champions • Home Stadium: Schaefer Stadium

DATE	W/L	SCORE	OPPONENT	ATTENDANCE
9/03	L	14-16	Washington	55,063
9/10	W	16-6	at St. Louis	49,555
9/17	L	27-34	Baltimore	57,503
9/24	W	21-14	at Oakland	53,500
10/01	W	28-23	San Diego	61,287
10/08	W	24-14	Philadelphia	61,287
10/15	W	10-3	at Cincinnati	56,257
10/22	W	33-24	Miami	61,297
10/29	W	55-21	N.Y. Jets	61,297
11/05	W	14-10	at Buffalo	46,101
11/12	L	23-26	Houston	61,297
11/19	W	19-17	at N.Y. Jets	60,372
11/26	W	35-14	at Baltimore	49,404
12/03	L	10-17	at Dallas	65,045
12/10	W	26-24	Buffalo	59,927
12/18	L	3-23	at Miami	75,445
<b>AFC PLAYOFFS</b>				
12/31	L	14-31	Houston	61,297

## Team Statistics

	PATS	OPP						
<b>TOTAL FIRST DOWNS</b>	<b>322</b>	<b>258</b>						
By Rushing	181	100						
By Passing	125	143						
By Penalty	16	15						
Third Down: Md/Att.	92/203	96/220						
Third Down: Eff.	45.3	43.6						
<b>TOTAL NET YARDS</b>	<b>5965</b>	<b>4615</b>						
Avg. per Game	372.8	288.4						
Total Offensive Plays	1085	971						
Avg. per Play	5.5	4.8						
<b>NET YARDS RUSHING</b>	<b>3165</b>	<b>1852</b>						
Total Rushing Plays	671	511						
Avg. per Rush	4.7	3.6						
Avg. per Game	197.8	115.8						
<b>NET YARDS PASSING</b>	<b>2800</b>	<b>2763</b>						
Avg. per Game	175.0	172.7						
Sacked/Yards Lost	24/206	35/296						
Gross Yards Passing	3006	3059						
Att./Completions	390/196	425/235						
Completion Pct.	50.3	55.3						
Had Intercepted	25	22						
<b>PUNTS/AVERAGE</b>	<b>61/35.0</b>	<b>78/39.5</b>						
<b>PENALTIES/YARDS</b>	<b>92/852</b>	<b>81/683</b>						
<b>FUMBLES/BALLS LOST</b>	<b>35/21</b>	<b>34/21</b>						
<b>TOUCHDOWNS</b>	<b>46</b>	<b>38</b>						
Rushing	30	14						
Passing	15	21						
Returns	1	3						
<b>Score by Periods</b>	<b>1 2 3 4 OT</b>	<b>Total</b>						
Patriots	77	122	63	96	0	358		
Opponents	55	60	71	97	0	286		
<b>SCORING</b>	<b>TD</b>	<b>Ru</b>	<b>Pa</b>	<b>Rt</b>	<b>PAT</b>	<b>FG</b>	<b>S</b>	<b>TP</b>
Ivory	11	11	0	0	1	0	0	66
Fosey	0	0	0	0	29/31	11/22	0	62
Cunningham	8	8	0	0	0	0	0	48
Jackson	6	0	0	0	0	0	0	36
Grogan	5	5	0	0	0	0	0	30
Morgan	5	0	0	0	0	0	0	30
Francis	4	0	4	0	0	0	0	24
Johnson	3	3	0	0	0	0	0	18
McAlister	2	2	0	0	0	0	0	12
Smith	0	0	0	0	6/7	1/1	0	9
Lowery	0	0	0	0	7/7	0/1	0	7
Calhoun	1	1	0	0	0	0	0	6
Haynes	1	0	0	1	0	0	0	6
Bishop	0	0	0	0	0	1	2	2
Fox	0	0	0	0	0	1	2	2
Wilson	0	0	0	0	0/1	0/0	0	0
Patriots	46	30	15	1	42/46	12/24	2	358
Opponents	38	14	21	3	31/38	9/19	0	286

RUSHING	NO	YDS	AVG	LG	TD
Cunningham	199	768	3.9	52t	8
Ivory	141	693	4.9	28	11
Johnson	147	675	4.6	52	3
Grogan	81	539	6.7	31	5
Calhoun	76	391	5.1	73	1
McAlister	19	77	4.1	16	2
Morgan	2	11	5.5	6	0
Jackson	1	7	7.0	7	0
Tatupu	3	6	2.0	3	0
Wilson	1	0	0.0	0	0
Westbrook	1	-2	-2.0	-2	0
<b>Patriots</b>	<b>671</b>	<b>3165</b>	<b>4.7</b>	<b>73</b>	<b>30</b>
<b>Opponents</b>	<b>511</b>	<b>1852</b>	<b>3.6</b>	<b>32t</b>	<b>14</b>

RECEIVING	NO	YDS	AVG	LG	TD
Francis	39	543	13.9	53	4
Jackson	37	743	20.1	57	6
Morgan	34	820	24.1	75t	5
Cunningham	31	297	9.6	31	0
Jonsson	26	267	10.3	31	0
Ivory	14	122	8.7	18	0
Hasselbeck	7	107	15.3	24	0
Westbrook	3	38	12.7	19	0
Calhoun	3	29	9.7	15	0
Pennywell	1	28	28.0	28	0
McAlister	1	12	12.0	12	0
<b>Patriots</b>	<b>196</b>	<b>3006</b>	<b>15.3</b>	<b>75</b>	<b>15</b>
<b>Opponents</b>	<b>235</b>	<b>3059</b>	<b>13.0</b>	<b>67t</b>	<b>21</b>

INTERCEPTIONS	NO	YDS	AVG	LG	TD
Haynes	6	123	20.5	50	1
Nelson	5	104	20.8	37	0
Clayborn	4	72	18.0	44	0
Beaudoin	3	25	8.3	13	0
Fox	2	10	5.0	10	0
Conn	1	24	24.0	24	0
Zabel	1	0	0.0	0	0
<b>Patriots</b>	<b>22</b>	<b>358</b>	<b>16.3</b>	<b>50</b>	<b>1</b>
<b>Opponents</b>	<b>25</b>	<b>252</b>	<b>10.1</b>	<b>49</b>	<b>1</b>

PUNTING	NO	YDS	AVG	LG	TB	IN20	BLK
Wilson	54	1921	35.6	57	4	14	0
Patrick	7	216	30.9	47	0	2	0
<b>Patriots</b>	<b>61</b>	<b>2137</b>	<b>35.0</b>	<b>57</b>	<b>4</b>	<b>16</b>	<b>0</b>
<b>Opponents</b>	<b>78</b>	<b>3081</b>	<b>39.5</b>	<b>63</b>	<b>8</b>	<b>17</b>	<b>0</b>

PUNT RETURNS	NO	FC	YDS	AVG	LG	TD
Morgan	32	4	335	10.5	48	0
Haynes	14	2	183	13.1	35	0
Conn	1	2	2	2.0	2	0
<b>Patriots</b>	<b>47</b>	<b>8</b>	<b>520</b>	<b>11.1</b>	<b>48</b>	<b>0</b>
<b>Opponents</b>	<b>29</b>	<b>10</b>	<b>272</b>	<b>9.4</b>	<b>30</b>	<b>0</b>

KICK RETURNS	NO	YDS	AVG	LG	TD
Clayborn	27	636	23.6	60	0
McAlister	10	186	18.6	32	0
Westbrook	7	125	17.9	33	0
Ivory	7	165	23.6	33	0
Morgan	1	17	17.0	17	0
Wheeler	1	0	0.0	0	0
Conn	1	26	26.0	26	0
Tatupu	1	17	17.0	17	0
<b>Patriots</b>	<b>55</b>	<b>1172</b>	<b>21.3</b>	<b>60</b>	<b>0</b>
<b>Opponents</b>	<b>69</b>	<b>1576</b>	<b>22.8</b>	<b>90t</b>	<b>1</b>

FIELD GOALS	1-19	20-29	30-39	40-49	50+
Smith	0/0	1/1	0/0	0/0	0/0
Lowery	0/0	0/0	0/0	0/1	0/0
Posey	1/1	3/4	5/11	2/6	0/0
<b>Patriots</b>	<b>1/1</b>	<b>4/5</b>	<b>5/11</b>	<b>2/7</b>	<b>0/0</b>
<b>Opponents</b>	<b>0/0</b>	<b>5/6</b>	<b>1/5</b>	<b>2/5</b>	<b>1/3</b>

**Sacks:** McGee 11.5, Bishop 7.0, Hamilton 5, Shoate 5, Lunsford 3.5, Costick 1, Hawkins 1, Nelson 1. Patriots 35.0, Opponents 24.0.

**Smith:** (-) (24G) (-). **Lowery:** (-) (45wl)  
**Posey:** (42G,36wl) (19G) (29G,37wr) (-) (48n) (32G,34G,37G,38wl,25wl) (48n, 47G,24G) (31s) (46b,30G,36b,39n) (42s,21G) (35G).

**Opponents:** (26g,54wr) (-) (-) (35wl, 47wl) (38wl,41G) (-) (25wr,44wl,52G, 51wr) (29G,45wl) (-) (21G) (-) (45G,33n) (31wl) (26G) (26G) (30G).

**Starters: Offense:** WR Stanley Morgan (16); LT Leon Gray (16); LG John Hannah (16); C Bill Lenkaitis (16); RG Sam Adams (16); RT Shelby Jordan (16); TE Russ Francis (15); Don Hasselbeck (1); WR Harold Jackson (13); QB Steve Grogan (16); RB Andy Johnson (13); Horace Ivory (3); FB Sam Cunningham (14); Don Calhoun (2); 2nd TE D. Hasselbeck (3).

**Defense:** LE Mel Lunsford (15), Tony McGee (1); NT Ray Hamilton (16); RE Richard Bishop (15), Julius Adams (1); LOLB Steve Zabel (11), Steve King (5); LILB Steve Nelson (15), Ray Costick (1); RILB Sam Hunt (15), R. Costick (1); ROLB Rod Shoate (15); R. Costick (1); LCB Ray Clayborn (16); RCB Michael Haynes (16); SS Doug Beaudoin (13), Tim Fox (2), Prentice McCray (1); FS T. Fox (14), P. McCray (2).

**1978 Coaching Staff:** Raymond Berry, Receivers, Hank Bullough, Defensive Line, Ron Erhardt, Offensive Backfield, John Polonchek, QBs/Special Asst. to Head Coach, Jim Ringo, Offensive Line, Fritz Shurmur, Defensive Line, Charlie Sumner, Linebackers/Secondary, Tom Yewcic, Offensive Backfield/Special Teams.

**Pro Bowl (5):** FB Sam Cunningham (1), TE Russ Francis (3), T Leon Gray (2), G John Hannah (2), CB Mike Haynes (3).

PASSING	ATT	CMP	YARDS	CMP%	YDS/ATT	TD	TD%	INT	INT%	LG	SK/YDS	RATING
Grogan	362	181	2824	50.0	7.80	15	4.1	23	6.4	75t	21/184	63.6
Owen	26	15	182	57.7	7.00	0	0.0	2	7.7	23	3/22	47.3
Johnson	2	0	0	0.0	0.00	0	0.0	0	0.0	0	0/0	39.6
<b>Patriots</b>	<b>390</b>	<b>196</b>	<b>3006</b>	<b>50.3</b>	<b>7.71</b>	<b>15</b>	<b>3.8</b>	<b>25</b>	<b>6.4</b>	<b>75t</b>	<b>24/206</b>	<b>62.2</b>
<b>Opponents</b>	<b>425</b>	<b>235</b>	<b>3059</b>	<b>55.3</b>	<b>7.19</b>	<b>21</b>	<b>4.9</b>	<b>22</b>	<b>5.1</b>	<b>67t</b>	<b>35/296</b>	<b>73.1</b>

# 1979 FINAL STATISTICS (9-7)

Head Coach: Ron Erhardt • Second in AFC East • Home Stadium: Schaefer Stadium

DATE	W/L SCORE	OPPONENT	ATTENDANCE
9/03	L 13-16	Pittsburgh OT	60,798
9/09	W 56-3	N.Y. Jets	53,113
9/16	W 20-14	at Cincinnati	41,805
9/23	W 27-21	San Diego	60,916
10/01	L 14-27	at Green Bay	52,842
10/07	W 24-17	Detroit	60,629
10/14	W 27-7	at Chicago	54,128
10/21	W 28-13	Miami	61,096
10/28	L 26-31	at Baltimore	41,029
11/04	W 26-6	at Buffalo	67,935
11/11	L 10-45	at Denver	74,379
11/18	W 50-21	Baltimore	60,879
11/25	L 13-16	Buffalo OT	60,991
11/29	L 24-39	at Miami	69,174
12/09	L 26-27	at N.Y. Jets	60,372
12/16	W 27-23	Minnesota	54,719

RUSHING	NO	YDS	AVG	LG	TD
Cunningham	159	563	3.5	27	5
Ivory	143	522	3.7	52	1
Calhoun	137	456	3.3	29	5
Grogan	62	368	5.8	26	2
Johnson	43	132	3.1	15	1
Clark	19	84	4.4	19	2
Tatupu	23	71	3.1	12	0
Morgan	7	39	5.6	17	0
Jackson	3	12	4.0	12	0
Westbrook	2	8	4.0	4	0
Owen	2	-1	-0.5	0	0
Cavanaugh	1	-2	-2.0	-2	0
<b>Patriots</b>	<b>603</b>	<b>2252</b>	<b>3.7</b>	<b>52</b>	<b>16</b>
<b>Opponents</b>	<b>495</b>	<b>1770</b>	<b>3.6</b>	<b>39</b>	<b>22</b>

KICK RETURNS	NO	YDS	AVG	LG	TD
Clark	37	816	22.1	38	0
Sanford	10	179	17.9	23	0
Westbrook	11	151	13.7	30	0
Clayborn	2	33	16.5	20	0
Tatupu	3	15	5.0	12	0
Washington	1	18	18.0	18	0
Ivory	1	15	15.0	15	0
Morgan	1	12	12.0	12	0
<b>Patriots</b>	<b>66</b>	<b>1239</b>	<b>18.8</b>	<b>38</b>	<b>0</b>
<b>Opponents</b>	<b>80</b>	<b>1621</b>	<b>20.3</b>	<b>45</b>	<b>0</b>

**Sacks:** McGee 10.5, Bishop 8.5, Lunsford 8.0, Hamilton 7.0, Hawkins 7.0, Adams 6.0, Shoate 4.0, Costic 2.0, Nelson 2.0, Clayborn 1.0, Fox 1.0. Patriots 57.0, Opponents 49.0.

## Team Statistics

	PATS	OPP
<b>TOTAL FIRST DOWNS</b>	<b>318</b>	<b>283</b>
By Rushing	132	118
By Passing	159	139
By Penalty	27	26
Third Down: Md/Att.	113/254	85/225
Third Down: Eff.	44.4	37.7
<b>TOTAL NET YARDS</b>	<b>5470</b>	<b>4323</b>
Avg. per Game	341.9	270.2
Total Offensive Plays	1127	1019
Avg. per Play	4.8	4.3
<b>NET YARDS RUSHING</b>	<b>2252</b>	<b>1770</b>
Total Rushing Plays	603	495
Avg. per Rush	3.7	3.6
Avg. per Game	140.8	110.6
<b>NET YARDS PASSING</b>	<b>3218</b>	<b>2553</b>
Avg. per Game	201.1	159.6
Sacked/Yards Lost	49/382	57/512
Gross Yards Passing	3600	3065
Att./Completions	475/237	467/246
Completion Pct.	49.9	52.7
Had Intercepted	23	20
<b>PUNTS/AVERAGE</b>	<b>84/36.2</b>	<b>94/38.7</b>
<b>PENALTIES/YARDS</b>	<b>99/864</b>	<b>103/917</b>
<b>FUMBLES/BALLS LOST</b>	<b>28/15</b>	<b>35/22</b>
<b>TOUCHDOWNS</b>	<b>49</b>	<b>39</b>
Rushing	16	22
Passing	30	13
Returns	3	4

Score by Periods	1	2	3	4	OT	Total
Patriots	85	137	60	129	0	411
Opponents	87	93	71	69	6	326

SCORING	TD	Ru	Pa	Rt	PAT	FG	S	TP
Smith	0	0	0	0	46/49	23/33	0	115
Morgan	13	0	12	1	0	0	0	78
Jackson	7	0	7	0	0	0	0	42
Calhoun	6	5	1	0	0	0	0	36
Francis	5	0	5	0	0	0	0	30
Cunningham	5	5	0	0	0	0	0	30
Ivory	3	1	2	0	0	0	0	18
Clark	2	2	0	0	0	0	0	12
Grogan	2	2	0	0	0	0	0	12
Hawkins	1	0	0	1	0	0	0	6
Sanford	1	0	0	1	0	0	0	6
Westbrook	1	0	1	0	0	0	0	6
Pennywell	1	0	1	0	0	0	0	6
Johnson	1	1	0	0	0	0	0	6
Jarvis	1	0	1	0	0	0	0	6
<b>Patriots</b>	<b>49</b>	<b>16</b>	<b>30</b>	<b>3</b>	<b>46/49</b>	<b>23/33</b>	<b>1</b>	<b>411</b>
<b>Opponents</b>	<b>39</b>	<b>22</b>	<b>13</b>	<b>4</b>	<b>36/39</b>	<b>18/26</b>	<b>1</b>	<b>326</b>

RECEIVING	NO	YDS	AVG	LG	TD
Jackson	45	1013	22.5	59	7
Morgan	44	1002	22.8	63t	12
Francis	39	557	14.3	44	5
Cunningham	29	236	8.1	20	0
Ivory	23	216	9.4	24	2
Calhoun	15	66	4.4	14	1
Hasselbeck	13	158	12.2	41	1
Westbrook	9	173	19.2	38	1
Johnson	9	68	7.6	11	0
Pennywell	4	35	8.8	13t	1
Clark	2	35	17.5	20	0
Javis	2	30	15.0	15t	1
Tatupu	2	9	4.5	5	0
Chandler	1	2	2.0	2	0
<b>Patriots</b>	<b>237</b>	<b>3600</b>	<b>15.2</b>	<b>63t</b>	<b>30</b>
<b>Opponents</b>	<b>246</b>	<b>3065</b>	<b>12.5</b>	<b>82</b>	<b>13</b>

INTERCEPTIONS	NO	YDS	AVG	LG	TD
Clayborn	5	56	11.2	27	0
Haynes	3	66	22.0	33	0
McCray	3	48	16.0	26	0
Fox	2	38	19.0	25	0
Hawkins	2	35	17.5	35t	1
Sanford	1	39	39.0	12	0
Beaudoin	1	30	30.0	30	0
Costic	1	22	22.0	22	0
Nelson	1	18	18.0	18	0
Shoate	1	0	0.0	0	0
<b>Patriots</b>	<b>20</b>	<b>352</b>	<b>17.6</b>	<b>35t</b>	<b>1</b>
<b>Opponents</b>	<b>23</b>	<b>417</b>	<b>18.1</b>	<b>56</b>	<b>0</b>

PUNTING	NO	YDS	AVG	LG	TB	IN20	BLK
Hare	83	3038	36.6	58	11	20	1
<b>Patriots</b>	<b>84</b>	<b>3038</b>	<b>36.2</b>	<b>58</b>	<b>11</b>	<b>20</b>	<b>1</b>
<b>Opponents</b>	<b>94</b>	<b>3641</b>	<b>38.7</b>	<b>63</b>	<b>9</b>	<b>11</b>	<b>1</b>

PUNT RETURNS	NO	FC	YDS	AVG	LG	TD
Morgan	29	21	289	10.0	80t	1
Haynes	5	1	16	3.2	5	0
Westbrook	2	0	5	2.5	5	0
Sanford	1	0	1	1.0	1	0
<b>Patriots</b>	<b>37</b>	<b>22</b>	<b>311</b>	<b>8.4</b>	<b>80t</b>	<b>1</b>
<b>Opponents</b>	<b>28</b>	<b>17</b>	<b>317</b>	<b>11.3</b>	<b>75t</b>	<b>1</b>

FIELD GOALS	1-19	20-29	30-39	40-49	50+
Smith	0/0	6/6	11/13	6/14	0/0
<b>Patriots</b>	<b>0/0</b>	<b>6/6</b>	<b>11/13</b>	<b>6/14</b>	<b>0/0</b>
<b>Opponents</b>	<b>0/0</b>	<b>7/7</b>	<b>5/7</b>	<b>5/11</b>	<b>1/1</b>

**Smith:** (31G,32G) (-) (37n,47b,39G,39G) 2 (31G,31G) (42n) (44n,48n,29G) (21G, 29G) (48n) (42G,39G) (48n,49b,33G, 37G) (42G) (24G,29G,42G) (47G,40n, 32G) (28G) (47G,34n) (42G,30G).

**Opponents:** (43n,41G) (30G) (37n) (48n) (-) (26G) (-) (53G,40G) (37G,44n) (39G,40G,37n,49n,40n) (49G) (-) (29G, 26G,29G) (31G,33G,27G) (39G,25G) (24G,43s).

**Starters: Offense:** WR Stanley Morgan (16); LT Dwight Wheeler (10), Pete Brock (6); LG John Hannah (16); C Bill Lenkaitis (16); RG Sam Adams (13), Bob Cryder (2), P. Brock (1); RT Shelby Jordan (12), Garry Puetz (4); TE Russ Francis (13), Don Hasselbeck (3); WR Harold Jackson (16); QB Steve Grogan (16); RB Horace Ivory (9), Sam Cunningham (3), Andy Johnson (3), Don Calhoun (1); FB S. Cunningham (9), D. Calhoun (5), A. Johnson (2).

**Defense:** LE Mel Lunsford (15), Richard Bishop (1); NT Ray Hamilton (16); RE R. Bishop (13), Julius Adams (2), M. Lunsford (1); LOLB Mike Hawkins (14); LILB Steve Nelson (15), Bill Matthews (1); RILB Sam Hunt (15), John Zamberlin (1); ROLB Rod Shoate (14), Ray Costic, Steve King (1); LCB Raymond Clayborn (16); RCB Mike Haynes (15), Rick Sanford (1); SS Doug Beaudoin (8), Prentice McCray (5), R. Sanford (3); FS Tim Fox (16), 4th DL Tony McGee (2).

**1979 Coaching Staff:** Raymond Berry, Receivers, Hank Bullough, Defensive Line, Gino Cappelletti, Special Teams, Billy Kinard, Defensive Backfield, John Polonchek, QBs/Special Asst. to Head Coach, Jim Ringo, Offensive Line, Fritz Shurmur, Defensive Line, Tom Yewcic, Offensive Backfield.

**Pro Bowl (3):** G John Hannah (3), CB Mike Haynes (4), WR Stanley Morgan (1).

PASSING	ATT	CMP	YARDS	CMP%	YDS/ATT	TD	TD%	INT	INT%	LG	SK/YDS	RATING
Grogan	423	206	3286	48.7	7.77	28	6.6	20	4.7	63t	45/341	77.4
Owen	47	27	248	57.4	5.28	2	4.3	3	6.4	32	4/41	59.5
Westbrook	2	2	52	100.0	26.0	0	0.0	0	0.0	28	0/0	118.8
Cavanaugh	1	1	10	100.0	10.0	0	0.0	0	0.0	10	0/0	108.3
Hare	1	1	4	100.0	4.0	0	0.0	0	0.0	4	0/0	83.3
Jackson	1	0	0	0.0	0.0	0	0.0	0	0.0	0/0	0/0	39.6
<b>Patriots</b>	<b>475</b>	<b>237</b>	<b>3600</b>	<b>49.9</b>	<b>7.58</b>	<b>30</b>	<b>6.3</b>	<b>23</b>	<b>4.8</b>	<b>63t</b>	<b>49/382</b>	<b>76.1</b>
<b>Opponents</b>	<b>467</b>	<b>246</b>	<b>3065</b>	<b>52.7</b>	<b>6.56</b>	<b>13</b>	<b>2.8</b>	<b>20</b>	<b>4.3</b>	<b>82</b>	<b>57/512</b>	<b>64.8</b>

RESULTS

# 1980 FINAL STATISTICS (10-6)

Head Coach: Ron Erhardt • Second in AFC East • Home Stadium: Schaefer Stadium

DATE	W/L	SCORE	OPPONENT	ATTENDANCE
9/07	W	34-17	Cleveland	49,222
9/14	L	21-37	Atlanta	48,321
9/21	W	37-31	at Seattle	61,035
9/29	W	23-14	Denver	59,602
10/05	W	21-11	at N.Y. Jets	53,603
10/12	W	34-0	Miami	60,377
10/19	W	37-21	at Baltimore	53,924
10/26	L	13-31	at Buffalo	75,092
11/02	W	34-21	N.Y. Jets	60,834
11/10	L	34-38	at Houston	51,524
11/16	L	14-17	L.A. Rams	60,609
11/23	W	47-21	Baltimore	60,994
11/30	L	17-21	at San Francisco	45,254
12/08	L	13-16	at Miami OT	63,292
12/14	W	24-2	Buffalo	58,324
12/21	W	38-27	at New Orleans	38,277

RUSHING		NO	YDS	AVG	LG	TD	KICK RETURNS				
Ferguson	211	818	3.9	44	2	Ivory	36	992	27.6	98t	1
Calhoun	200	787	3.9	22t	9	Brown	9	156	17.3	26	0
Grogan	30	112	3.7	19	1	Currier	6	98	16.3	26	0
Ivory	42	111	2.6	20t	2	Westbrook	1	14	14.0	14	0
Tatupu	33	97	2.9	11	3	Clark	3	21	7.0	13	0
Cavanaugh	19	97	5.1	22	0	Pennywell	1	0	0.0	0	0
Foreman	23	63	2.7	7	1	<b>Patriots</b>	<b>56</b>	<b>1281</b>	<b>22.9</b>	<b>98t</b>	<b>1</b>
Clark	9	56	6.2	15	1	<b>Opponents</b>	<b>90</b>	<b>1649</b>	<b>18.3</b>	<b>35</b>	<b>0</b>
Jackson	5	37	7.4	16	0	<b>Sacks:</b> Adams 9.0, Hamilton 8.0, McGee 7.5, Shoate 6.0, Bishop 5.5, Zamberlin 2.5, Hawkins 2.0, Haynes 1.0, McGrew 1.0, Sanford 1.0, McDougald 0.5. Patriots 44.0, Opponents 25.0.					
Morgan	4	36	9.0	16	0						
Johnson	11	26	2.4	11	0						
Hubach	1	0	0.0	0	0						
<b>Patriots</b>	<b>588</b>	<b>2240</b>	<b>3.8</b>	<b>44</b>	<b>19</b>						
<b>Opponents</b>	<b>481</b>	<b>1876</b>	<b>3.9</b>	<b>33</b>	<b>12</b>						

## Team Statistics

	PATS	OPP
<b>TOTAL FIRST DOWNS</b>	<b>319</b>	<b>270</b>
By Rushing	139	118
By Passing	154	141
By Penalty	26	11
Third Down: Md/Att.	98/210	79/214
Third Down: Eff.	46.7	36.9
<b>TOTAL NET YARDS</b>	<b>5435</b>	<b>4762</b>
Avg. per Game	339.7	297.6
Total Offensive Plays	1026	983
Avg. per Play	5.3	4.8
<b>NET YARDS RUSHING</b>	<b>2240</b>	<b>1876</b>
Total Rushing Plays	588	481
Avg. per Rush	3.8	3.9
Avg. per Game	140.0	117.3
<b>NET YARDS PASSING</b>	<b>3195</b>	<b>2886</b>
Avg. per Game	199.7	180.4
Sacked/Yards Lost	25/200	44/346
Press Yards Passing	3395	3232
Att./Completions	413/240	458/266
Completion Pct.	58.1	58.1
Had Intercepted	27	24
<b>PUNTS/AVERAGE</b>	<b>63/38.0</b>	<b>92/41.0</b>
<b>PUNT RETURNS/AVG</b>	<b>28/8.5</b>	<b>60/8.6</b>
<b>NET PUNTING AVG.</b>	<b>33.6</b>	<b>33.3</b>
<b>PENALTIES/YARDS</b>	<b>79/996</b>	<b>92/833</b>
<b>FUMBLES/BALLS LOST</b>	<b>19/9</b>	<b>31/10</b>
<b>TOUCHDOWNS</b>	<b>52</b>	<b>40</b>
Rushing	19	12
Passing	27	28
Returns	6	0
<b>Score by Periods</b>	<b>1 2 3 4 OT Total</b>	<b>0 0 0 0 0 0</b>
<b>Patriots</b>	<b>77 132 110 122 0 441</b>	<b>64 97 56 105 3 325</b>
<b>Opponents</b>	<b>64 97 56 105 3 325</b>	

RECEIVING		NO	YDS	AVG	LG	TD
Morgan	45	991	22.0	71	6	
Francis	41	664	16.2	39	8	
Jackson	35	737	21.1	40	5	
Calhoun	27	129	4.8	12	0	
Johnson	24	259	10.8	22	3	
Ferguson	22	173	7.9	18	0	
Foreman	14	99	7.1	18	0	
Ivory	12	95	7.9	19	0	
Hasselbeck	8	130	16.3	35t	4	
Westbrook	4	60	15.0	21	0	
Pennywell	4	31	7.8	16	1	
Tatupu	4	27	6.8	11	0	
<b>Patriots</b>	<b>240</b>	<b>3395</b>	<b>14.1</b>	<b>71</b>	<b>27</b>	
<b>Opponents</b>	<b>266</b>	<b>3232</b>	<b>12.2</b>	<b>79t</b>	<b>28</b>	

INTERCEPTIONS		NO	YDS	AVG	LG	TD
Clayborn	5	87	17.4	29	0	
Fox	4	41	10.2	23	0	
James	4	32	8.0	19	0	
Shoate	3	50	16.7	42t	1	
Nelson	3	37	12.3	33	0	
Hawkins	2	5	2.5	5	0	
Haynes	1	31	31.0	31	0	
Mathews	1	5	5.0	5	0	
Sanford	1	0	0.0	0	0	
<b>Patriots</b>	<b>24</b>	<b>288</b>	<b>12.0</b>	<b>42t</b>	<b>1</b>	
<b>Opponents</b>	<b>27</b>	<b>369</b>	<b>13.7</b>	<b>80</b>	<b>0</b>	

SCORING	TD	Ru	Pa	Rt	PAT	FG	S	TP
Smith	0	0	0	51/51	26/34	0	129	0
Calhoun	9	9	0	0	0	0	54	0
Francis	8	0	8	0	0	0	48	0
Morgan	6	0	6	0	0	0	36	0
Jackson	5	0	5	0	0	0	30	0
Hasselbeck	4	0	4	0	0	0	24	0
Ivory	3	2	0	1	0	0	18	0
Johnson	3	0	3	0	0	0	18	0
Tatupu	3	3	0	0	0	0	18	0
Clark	2	1	0	1	0	0	12	0
Ferguson	2	2	0	0	0	0	12	0
Foreman	1	1	0	0	0	0	6	0
Clark	1	1	0	0	0	0	6	0
Pennywell	1	0	1	0	0	0	6	0
Haynes	1	0	1	0	0	0	6	0
James	1	0	1	0	0	0	6	0
Shoate	1	0	1	0	0	0	6	0
Sanford	1	0	1	0	0	0	6	0
Team	0	0	0	0/1	0/0	0	0	0
<b>Patriots</b>	<b>52</b>	<b>19</b>	<b>27</b>	<b>6</b>	<b>51/52</b>	<b>26/34</b>	<b>0</b>	<b>441</b>
<b>Opponents</b>	<b>40</b>	<b>12</b>	<b>8</b>	<b>0</b>	<b>39/40</b>	<b>14/20</b>	<b>2</b>	<b>325</b>

PUNTING		NO	YDS	AVG	TB	IN20	LG	BLK
Hubach	63	2392	38.0	2	12	69	0	
<b>Patriots</b>	<b>63</b>	<b>2392</b>	<b>38.0</b>	<b>2</b>	<b>12</b>	<b>69</b>	<b>0</b>	
<b>Opponents</b>	<b>92</b>	<b>3775</b>	<b>41.0</b>	<b>10</b>	<b>14</b>	<b>66</b>	<b>0</b>	

PUNT RETURNS		NO	FC	YDS	AVG	LG	TD
James	33	3	331	10.0	75t	1	
Haynes	17	2	140	8.2	35	0	
Brown	10	1	42	4.2	14	0	
<b>Patriots</b>	<b>60</b>	<b>6</b>	<b>513</b>	<b>8.6</b>	<b>75t</b>	<b>1</b>	
<b>Opponents</b>	<b>28</b>	<b>13</b>	<b>237</b>	<b>8.5</b>	<b>25</b>	<b>0</b>	

FIELD GOALS	1-19	20-29	30-39	40-49	50+
Smith	2-2	11-11	10-14	3-7	0-0
<b>Patriots</b>	<b>2-2</b>	<b>11-11</b>	<b>10-14</b>	<b>3-7</b>	<b>0-0</b>
<b>Opponents</b>	<b>0-0</b>	<b>8-8</b>	<b>4-8</b>	<b>2-3</b>	<b>0-1</b>

**Smith:** (37G,35G) (-) 19G,30G,44W,29G) (26G,19G,36G) (-) 30G,34W,36G) (27G, 0 29G,37G) (41G,32G) (21G, 27G, 44W) (26G,44G,32B) (47s) (22G, 35G) (37w, 42G) (23G,33G,35B) (40w,27G) (22G).

**Opponents:** (25G) (26G,27G,39G) (33G) (73s) (49B,39W,40G) (-) (35W) (23G,33W) (-) (45G) (29G) (39W) (-) (27G, 24G,23G) (-) (30G,38G).

**Starters: Offense:** WR Stanley Morgan (16); LT Dwight Wheeler (15), Garry Puetz (1); LG John Hannah (16); C Bill Lenkaitis (16); RG Sam Adams (15), Bob Cryder (1); RT Shelby Jordan (16); TE Russ Francis (15), Don Hasselbeck (1); WR Harold Jackson (16); QB Steve Grogan (12), Matt Cavanaugh (4); RB Vagas Ferguson (16); FB Don Calhoun (16).

**Defense:** LE Mel Lunsford (12), Richard Bishop (4); NT Ray Hamilton (15), R. Bishop (1); RE Julius Adams (16); LOLB Mike Hawkins (16), LILB Steve Nelson (16); RILB John Zamberlin (13), Bob Golic (3); ROLB Rod Shoate (16); LCB Raymond Clayborn (15), Mike Haynes (1); RCB M. Haynes (11), Rick Sanford (4), R. Clayborn (1); SS Roland James (10), R. Sanford (6); FS Tim Fox (16).

**1980 Coaching Staff:** Raymond Berry, Receivers, Gino Cappelletti, Special Teams, Billy Kinard, Defensive Backfield, Bill Parcells, Linebackers, John Polonchek, QBs/Special Asst. to Head Coach, Jim Ringo, Offensive Line, Fritz Shurmur, Defensive Coordinator/Line, Tom Yewcic, Offensive Backfield.

**Pro Bowl (7):** DE Julius Adams (1), FS Tim Fox (1), G John Hannah (5), CB Mike Haynes (5), WR Stanley Morgan (2), LB Steve Nelson (1), K John Smith (1).

PASSING	ATT	CMP	YARDS	CMP%	YDS/ATT	TD	TD%	INT	INT%	LG	SK/YDS	RATING
Grogan	306	175	2475	57.2	8.09	18	5.9	22	7.2	71	17/138	73.1
Cavanaugh	105	63	885	60.0	8.43	9	8.6	5	4.8	40	8/62	95.9
Jackson	2	2	35	100.0	17.5	0	0.0	0	0.0	23	0/0	118.8
<b>Patriots</b>	<b>413</b>	<b>240</b>	<b>3395</b>	<b>58.1</b>	<b>8.22</b>	<b>27</b>	<b>6.5</b>	<b>27</b>	<b>6.5</b>	<b>71</b>	<b>25/200</b>	<b>79.3</b>
<b>Opponents</b>	<b>458</b>	<b>266</b>	<b>3232</b>	<b>58.1</b>	<b>7.06</b>	<b>28</b>	<b>6.1</b>	<b>24</b>	<b>5.2</b>	<b>79t</b>	<b>44/346</b>	<b>78.4</b>

# 1981 FINAL STATISTICS (2-14)

Head Coach: Ron Erhardt • Fifth in AFC East • Home Stadium: Schaefer Stadium

DATE	W/L	SCORE	OPPONENT	ATTENDANCE
9/06	L	28-29	Baltimore	49,572
9/13	L	3-13	at Philadelphia	71,089
9/21	L	21-35	Dallas	60,311
9/27	L	21-27	at Pittsburgh OT	53,344
10/04	W	33-17	Kansas City	55,931
10/11	L	24-28	at N.Y. Jets	55,093
10/18	W	38-10	Houston	60,474
10/25	L	22-24	at Washington	50,394
11/01	L	17-27	at Oakland	44,246
11/08	L	27-30	Miami OT	60,436
11/15	L	6-17	N.Y. Jets	45,342
11/22	L	17-20	at Buffalo	71,593
11/29	L	20-27	St. Louis	39,946
12/06	L	14-24	at Miami	50,421
12/13	L	10-19	Buffalo	42,549
12/20	L	21-23	at Baltimore	17,073

## Team Statistics

	PATS	OPP
<b>TOTAL FIRST DOWNS</b>	<b>306</b>	<b>328</b>
By Rushing	124	160
By Passing	166	148
By Penalty	16	20
Third Down: Md/Att.	77/208	100/230
Third Down: Eff.	37.0	43.5

	PATS	OPP
<b>TOTAL NET YARDS</b>	<b>5623</b>	<b>5827</b>
Avg. per Game	351.4	364.2
Total Offensive Plays	1026	1103
Avg. per Play	5.5	5.3

	PATS	OPP
<b>NET YARDS RUSHING</b>	<b>2040</b>	<b>2950</b>
Total Rushing Plays	499	644
Avg. per Rush	4.1	4.5
Avg. per Game	127.5	184.4

	PATS	OPP
<b>NET YARDS PASSING</b>	<b>3583</b>	<b>2877</b>
Avg. per Game	223.9	179.8
Sacked/Yards Lost	45/321	20/175
Gross Yards Passing	3904	3052
Att./Completions	482/254	439/243
Completion Pct.	52.7	55.3
Had Intercepted	34	16

	PATS	OPP
<b>PUNTS/AVERAGE</b>	<b>75/39.3</b>	<b>74/38.8</b>
<b>NET PUNTING AVG.</b>	<b>31.8</b>	<b>34.5</b>
<b>PENALTIES/YARDS</b>	<b>88/725</b>	<b>86/763</b>

	PATS	OPP
<b>FUMBLES/BALLS LOST</b>	<b>32/16</b>	<b>34/17</b>
<b>TOUCHDOWNS</b>	<b>40</b>	<b>42</b>
Rushing	23	20
Passing	17	18
Returns	0	4

Score by Periods	1	2	3	4	OT	TOTAL
Patriots	68	92	67	95	0	322
Opponents	78	117	90	76	9	370

SCORING	TD	Ru	Pa	Rt	PAT	FG	S	TP
Smith	0	0	0	0	37/39	15/24	0	82
Collins	7	7	0	0	0	0	0	42
Morgan	6	0	6	0	0	0	0	36
Hasselbeck	6	0	6	0	0	0	0	36
Cunningham	4	4	0	0	0	0	0	24
Cavanaugh	3	3	0	0	0	0	0	18
Ferguson	3	3	0	0	0	0	0	18
Tatupu	3	2	1	0	0	0	0	18
Calhoun	2	2	0	0	0	0	0	12
Grogan	2	2	0	0	0	0	0	12
Westbrook	2	2	0	0	0	0	0	12
Pennywell	1	0	1	0	0	0	0	6
Johnson	1	0	1	0	0	0	0	6
Team	0	0	0	0	0/1	0/0	0	0
<b>Patriots</b>	<b>40</b>	<b>23</b>	<b>17</b>	<b>4</b>	<b>37/40</b>	<b>15/24</b>	<b>0</b>	<b>322</b>
<b>Opponents</b>	<b>42</b>	<b>20</b>	<b>18</b>	<b>4</b>	<b>39/41</b>	<b>25/39</b>	<b>2</b>	<b>370</b>

RUSHING	NO	YDS	AVG	LG	TD
Collins	204	873	4.3	29	7
Ferguson	78	340	4.4	19	3
Cunningham	86	269	3.1	12	4
Calhoun	57	205	3.6	33	2
Tatupu	38	201	5.3	43	2
Cavanaugh	17	92	5.4	11	3
Grogan	12	49	4.1	24	2
Morgan	2	21	10.5	11	0
Pennywell	1	3	3.0	3	0
Johnson	2	1	0.5	5	0
Jackson	2	-14	-7.0	-5	0
<b>Patriots</b>	<b>499</b>	<b>2040</b>	<b>4.1</b>	<b>43</b>	<b>23</b>
<b>Opponents</b>	<b>644</b>	<b>2950</b>	<b>4.6</b>	<b>75</b>	<b>20</b>

RECEIVING	NO	YDS	AVG	LG	TD
Hasselbeck	46	808	17.6	51	6
Morgan	44	1029	23.4	76	6
Jackson	39	669	17.2	45	0
Johnson	39	429	11.0	36	1
Collins	26	232	9.0	22	0
Tatupu	12	132	11.0	41	1
Cunningham	12	92	7.7	12	0
Dawson	7	126	18.0	42	0
Westbrook	7	122	17.4	32	2
Calhoun	7	71	10.1	20	0
Toler	5	70	14.0	23	0
Ferguson	4	39	9.8	20	0
Pennywell	3	49	16.3	22	1
Grogan	2	27	13.5	16	0
Cavanaugh	1	9	9.0	9	0
<b>Patriots</b>	<b>254</b>	<b>3904</b>	<b>15.4</b>	<b>76</b>	<b>17</b>
<b>Opponents</b>	<b>243</b>	<b>3052</b>	<b>12.6</b>	<b>55</b>	<b>18</b>

INTERCEPTIONS	NO	YDS	AVG	LG	TD
Sanford	3	28	9.3	21	0
Fox	3	20	6.7	20	0
Clayborn	2	39	19.5	39	0
James	2	29	14.5	21	0
Buben	1	49	49.0	49	0
Hawkins	1	16	16.0	16	0
Zamberlin	1	11	11.0	11	0
Haynes	1	3	3.0	3	0
Shoate	1	0	0.0	0	0
K. Lee	1	0	0.0	0	0
<b>Patriots</b>	<b>16</b>	<b>195</b>	<b>12.2</b>	<b>49</b>	<b>0</b>
<b>Opponents</b>	<b>34</b>	<b>570</b>	<b>16.8</b>	<b>67</b>	<b>1</b>

PUNTING	NO	YDS	AVG	TB	IN20	LG	BLK
Camarillo	47	1959	41.7	9	12	75	0
Hubach	19	726	38.2	2	2	56	0
Hartley	9	266	30.0	2	0	41	0
<b>Patriots</b>	<b>75</b>	<b>2951</b>	<b>39.3</b>	<b>13</b>	<b>14</b>	<b>75</b>	<b>0</b>
<b>Opponents</b>	<b>74</b>	<b>2872</b>	<b>38.8</b>	<b>6</b>	<b>22</b>	<b>65</b>	<b>0</b>

PUNT RETURNS	NO	FC	YDS	AVG	LG	TD
Morgan	15	4	116	7.7	26	0
James	7	2	56	8.0	18	0
Haynes	6	1	12	2.0	6	0
Collins	3	0	15	5.0	15	0
<b>Patriots</b>	<b>31</b>	<b>7</b>	<b>199</b>	<b>6.4</b>	<b>26</b>	<b>0</b>
<b>Opponents</b>	<b>35</b>	<b>8</b>	<b>305</b>	<b>8.7</b>	<b>75</b>	<b>1</b>

KICK RETURNS	NO	YDS	AVG	LG	TD
Collins	39	773	19.8	30	0
Toler	9	148	16.4	32	0
Sanford	4	82	20.5	27	0
Johnson	3	53	17.7	19	0
Dombroski	2	45	22.5	24	0
Calhoun	2	38	19.0	22	0
K. Lee	2	20	10.0	16	0
Ivory	1	19	19.0	19	0
Hasselbeck	1	7	7.0	7	0
Matthews	1	5	5.0	5	0
Hamilton	1	0	0.0	0	0
<b>Patriots</b>	<b>65</b>	<b>1190</b>	<b>18.3</b>	<b>32</b>	<b>0</b>
<b>Opponents</b>	<b>68</b>	<b>1326</b>	<b>19.5</b>	<b>53</b>	<b>0</b>

**Sacks:** McGee 5.5, Bishop 4.5, Lee 3.0, Adams 3.0, Shoate 2.0, Hawkins 1.0, Hamilton 1.0. Patriots 20.0, Opponents 45.0.

FIELD GOALS	1-19	20-29	30-39	40-49	50+
Smith	0-0	7-7	2-6	5-7	1-4
<b>Patriots</b>	<b>0-0</b>	<b>7-7</b>	<b>2-6</b>	<b>5-7</b>	<b>1-4</b>
<b>Opponents</b>	<b>1-1</b>	<b>11-12</b>	<b>6-10</b>	<b>6-14</b>	<b>1-2</b>

**Smith:** (50w,39w) (22G) (43s) (-) (50G, 43G) (22G) (32w,21G) (25G,22G,46G, 53s) (38G) (27G,34G) (42G,29G) (43G, 35b) (39w) (49n, 50n) (42G) (-).

**Opponents:** (48G,19G,35G) (46G,22G,44w) (26G,40w,26G,27G,25G) (39w,48w) (40w,35G) (50w,43w) (42G) (40b,34G) (51G, 27w,26G) (24G,26G,30G) (47G, 39w) (28G, 42w,23G,38w) (44G,45G) (32G,37n) (29G) (30G,46s).

**Starters: Offense:** WR Stanley Morgan (13), Carlos Pennywell (2), Don Westbrook (1); LT Dwight Wheeler (11), Brian Holloway (5); LG John Hannah (16); C Pete Brock (16); RG Bob Cryder (15), Gary Puetz (1); RT Shelby Jordan (16); TE Don Hasselbeck (14), Lin Dawson (2); WR Harold Jackson (15); QB Matt Cavanaugh (8), Steve Grogan (7), Tom Owen (1); RB Tony Collins (11), Vagas Ferguson (5); FB Sam Cunningham (8), Don Calhoun (7), Mosei Tatupu (1); 3rd TE L. Dawson (1).

**Defense:** LE Tony McGee (9), Mark Buben (4), John Lee (3); NT Richard Bishop (16); RE Julius Adams (16); LOLB Mike Hawkins (15), Steve King (1); LILB Steve Nelson (12), Bob Golic (4); RILB Bill Matthews (9), B. Golic (5), J. Lee (1), John Zamberlin (1); ROLB Rod Shoate (16); LCB Raymond Clayborn (16); RCB Mike Haynes (6), Keith Lee (6), Roland James (3), Rick Sanford (1); SS R. Sanford (13), R. James (3); FS Tim Fox (16).

**1981 Coaching Staff:** Raymond Berry, Receivers, Gino Cappelletti, Special Teams, Bobby Grier, Offensive Backfield, Rick Lantz, Linebackers, Babe Parilli, Quarterbacks, Jim Ringo, Offensive Line, Dick Roach, Defensive Backs, Fritz Shurmur, Defensive Coordinator/Line.

**Pro Bowl (1):** G John Hannah (5).

PASSING	ATT	CMP	YARDS	CMP%	YDS/ATT	TD	TD%	INT	INT%	LG	SK/YDS	RATING
Cavanaugh	219	115	1633	52.5	7.46	5	2.3	13	5.9	65	24/165	59.8
Grogan	216	117	1859	54.2	8.61	7	3.2	16	7.4	76	19/137	63.0
Owen	36	15	218	41.7	6.05	1	2.8	4	11.1	28	2/19	31.7
Johnson	9	7	194	77.7	21.5	4	44.0	1	11.1	66	0/0	118.8
Jackson	1	0	0	0.0	0.00	0	0.0	0	0.0	0	0/0	39.6
Collins	1	0	0	0.0	0.00	0	0.0	0	0.0	0	0/0	39.6
<b>Patriots</b>	<b>482</b>	<b>254</b>	<b>3904</b>	<b>52.7</b>	<b>8.10</b>	<b>17</b>	<b>3.5</b>	<b>34</b>	<b>7.0</b>	<b>76</b>	<b>45/321</b>	<b>62.1</b>
<b>Opponents</b>	<b>439</b>	<b>243</b>	<b>3052</b>	<b>55.3</b>	<b>6.95</b>	<b>18</b>	<b>4.1</b>	<b>16</b>	<b>3.6</b>	<b>55</b>	<b>20/175</b>	<b>75.7</b>

RESULTS



# 1982 FINAL STATISTICS (5-4)

Head Coach: Ron Meyer • Third in AFC East (Playoff Qualifier) • Home Stadium: Schaefer Stadium

DATE	W/L	SCORE	OPPONENT	ATTENDANCE
9/12	W	24-13	at Baltimore	39,055
9/19	L	7-31	N.Y. Jets	53,515
11/21	L	7-10	at Cleveland	47,281
11/28	W	29-21	Houston	33,602
12/05	L	13-26	at Chicago	36,973
12/12	W	3-0	Miami	25,716
12/19	W	16-0	at Seattle	53,457
12/26	L	14-37	at Pittsburgh	50,515
1/02	W	30-19	Buffalo	36,218
<b>AFC PLAYOFFS</b>				
1/08	L	13-28	at Miami	68,842

## Team Statistics

	PATS	OPP
<b>TOTAL FIRST DOWNS</b>	<b>146</b>	<b>185</b>
By Rushing	74	87
By Passing	63	88
By Penalty	9	10
Third Down: Md/Att.	37/109	47/122
Third Down: Eff.	33.9	38.5
Fourth Down: Md/Att.	4/7	5/8
Fourth Down: Eff.	57.1	62.5
<b>TOTAL NET YARDS</b>	<b>2633</b>	<b>2808</b>
Avg. per Game	292.6	312.0
Total Offensive Plays	526	602
Avg. per Play	5.0	4.6
<b>NET YARDS RUSHING</b>	<b>1347</b>	<b>1289</b>
Total Rushing Plays	324	315
Avg. per Rush	4.2	4.1
Avg. per Game	149.7	143.2
<b>NET YARDS PASSING</b>	<b>1286</b>	<b>1519</b>
Avg. per Game	142.9	168.8
Sacked/Yards Lost	15/134	20/172
Gross Yards Passing	1420	1691
Att./Completions	187/93	267/142
Completion Pct.	49.7	53.2
Had Intercepted	9	12
<b>PUNTS/AVERAGE</b>	<b>49/43.7</b>	<b>43/39.7</b>
<b>NET PUNTING AVG.</b>	<b>37.7</b>	<b>33.7</b>
<b>PENALTIES/YARDS</b>	<b>53/412</b>	<b>39/290</b>
<b>FUMBLES/BALLS LOST</b>	<b>16/8</b>	<b>19/11</b>
<b>TOUCHDOWNS</b>	<b>17</b>	<b>18</b>
Rushing	3	9
Passing	12	9
Returns	2	0

Score by Periods	1	2	3	4	OT	Total
Patriots	23	33	37	50	0	143
Opponents	34	49	13	61	0	157

SCORING	TD	Ru	Pa	Rt	PAT	FG	S	TP
Smith	0	0	0	0	6/7	5/8	0	21
Collins	3	1	2	0	0	0	0	18
Morgan	3	0	3	0	0	0	0	18
Toler	2	0	2	0	0	0	0	12
Miller	0	0	0	0	4/4	2/3	0	10
Robinson	0	0	0	0	5/5	1/2	0	8
Bradshaw	1	0	1	0	0	0	0	6
Brown	1	0	1	0	0	0	0	6
Dawson	1	0	1	0	0	0	0	6
Grogan	1	1	0	0	0	0	0	6
Hasselbeck	1	0	1	0	0	0	0	6
Sanford	1	0	0	1	0	0	0	6
R. Smith	1	0	0	1	0	0	0	6
van Eeghen	1	0	1	0	0	0	0	6
Weathers	1	1	0	0	0	0	0	6
Crump	0	0	0	0	0	0	1	2
Team	0	0	0	0	0/1	0/0	0	0
Patriots	17	3	12	2	15/17	8/13	1	143
Opponents	18	9	9	0	17/18	10/15	1	157

RUSHING	NO	YDS	AVG	LG	TD
Collins	164	632	3.9	54	1
van Eeghen	82	386	4.7	17	0
Tatupu	30	168	5.6	26	0
Weathers	24	83	3.5	18	1
Grogan	9	42	4.7	19	1
Cunningham	9	21	2.3	4	0
Ferguson	1	5	5.0	5	0
Toler	1	4	4.0	4	0
Cavanaugh	2	3	1.5	3	0
Morgan	2	3	1.5	3	0
<b>Patriots</b>	<b>324</b>	<b>1347</b>	<b>4.2</b>	<b>54</b>	<b>3</b>
<b>Opponents</b>	<b>315</b>	<b>1289</b>	<b>4.1</b>	<b>48</b>	<b>9</b>

RECEIVING	NO	YDS	AVG	LG	TD
Morgan	28	584	20.9	75t	3
Collins	19	187	9.8	33	2
Hasselbeck	15	158	10.5	41	1
Dawson	13	160	12.3	26	1
Bradshaw	6	111	18.5	48	1
Brown	4	114	28.5	41	1
Weathers	3	24	8.0	22	0
Toler	2	63	31.5	33t	2
van Eeghen	2	14	7.0	9	1
Jones	1	5	5.0	5	0
<b>Patriots</b>	<b>93</b>	<b>1420</b>	<b>15.3</b>	<b>75t</b>	<b>12</b>
<b>Opponents</b>	<b>142</b>	<b>1691</b>	<b>11.9</b>	<b>46t</b>	<b>9</b>

INTERCEPTIONS	NO	YDS	AVG	LG	TD
Haynes	4	26	6.5	26	0
James	3	12	4.0	12	0
Sanford	2	105	52.5	99t	1
Blackmon	2	7	3.5	7	0
Clayborn	1	26	26.0	26	0
<b>Patriots</b>	<b>12</b>	<b>176</b>	<b>14.7</b>	<b>99t</b>	<b>1</b>
<b>Opponents</b>	<b>9</b>	<b>100</b>	<b>11.1</b>	<b>44</b>	<b>0</b>

PUNTING	NO	YDS	AVG	TB	IN20	LG	BLK
Camarillo	49	2140	43.7	5	10	76	0
Patriots	49	2140	43.7	5	10	76	0
Opponents	43	1709	39.7	6	12	81	0

PUNT RETURNS	NO	FC	YDS	AVG	LG	TD
Smith, R.	16	8	139	8.7	19	0
Patriots	16	8	139	8.7	19	0
Opponents	26	9	191	7.3	21	0

KICK RETURNS	NO	YDS	AVG	LG	TD
Smith, R.	24	567	23.6	98t	1
Taylor	2	46	23.0	27	0
Dombroski	1	19	19.0	19	0
Lee	1	14	14.0	14	0
<b>Patriots</b>	<b>28</b>	<b>646</b>	<b>23.1</b>	<b>98t</b>	<b>1</b>
<b>Opponents</b>	<b>32</b>	<b>614</b>	<b>19.2</b>	<b>46</b>	<b>0</b>

**Sacks:** Blackmon 4.5, Sims 3.0, Adams 2.0, James 2.0, Weishuhn 2.0, Williams, L. 2.0, McGrew 1.5, Crump 1.0, Henson 1.0, Zamberlin 1.0. Patriots 20.0, Opponents 15.0.

FIELD GOALS	1-19	20-29	30-39	40-49	50+
Smith	0-1	2-2	2-2	1-3	0-0
Miller	0-0	2-2	0-1	0-0	0-0
Robinson	1-1	0-1	0-0	0-0	0-0
<b>Patriots</b>	<b>0-1</b>	<b>5-5</b>	<b>2-4</b>	<b>1-3</b>	<b>0-0</b>
<b>Opponents</b>	<b>0-0</b>	<b>4-4</b>	<b>2-3</b>	<b>4-5</b>	<b>0-3</b>

**Robinson:** (24G) (-) (33n). **Miller:** (23G,25G) (36b). **Smith:** (18n,33G) (21G,41b,37G,48w,23G) (-) (42G).

**Opponents:** (49G,37wr,30G) (30G) (24G) (52s) (53w,43G) (45b) (52B) (21G, 25G,44G) (46G,25G).

**Starters: Offense:** WR Stanley Morgan (9); LT Brian Holloway (9); LG John Hannah (8), Bob Cryder (1); C Pete Brock (9); RG Ron Wooten (7), B. Cryder (2); RT Shelby Jordan (9); TE Don Hasselback (5), Lin Dawson (4); WR Morris Bradshaw (5), Preston Brown (4); QB Steve Grogan (6), Matt Cavanaugh (3); RB Tony Collins (9); FB Mark van Eeghen (5), Sam Cunningham (2), Robert Weathers (2).

**Defense:** LE Kenneth Sims (9); NT Lester Williams (9); Julius Adams (9); LOLB Lawrence McGrew (8), Andre Tippett (1); LILB Steve Nelson (9); RILB Clayton Weishuhn (9); Don Blackmon (9); LCB Mike Haynes (9) RCB Raymond Clayborn (9); SS Roland James (7), Keith Lee (2); FS Rick Sanford (9).

**1982 Coaching Staff:** Tommy Brasher, Linebackers, Clev Bryant, Offensive Backfield, LeBaron Caruthers, Strength/ Conditioning, Steve Endicott, Receivers, Lew Erber, QB's/ Offensive Coordinator, Jim Mora, Defensive Coordinator, Bill Muir, Offensive Line, Dante Scarneccchia, Special Teams/TE's, Steve Sidwell, Linebackers, Steve Walters, Defensive Backs.

**Pro Bowl (2):** G John Hannah (6), CB Mike Haynes (6).

PASSING	ATT	CMP	YARDS	CMP%	YDS/ATT	TD	TD%	INT	INT%	LG	SK/YDS	RATING
Grogan	122	66	930	54.1	7.62	7	5.7	4	3.3	62t	8/48	84.4
Cavanaugh	60	27	490	45.0	8.17	5	8.3	5	8.3	75t	7/86	66.7
Flick	5	0	0	0.0	0.00	0	0.0	0	0.0	-	0/0	39.6
<b>Patriots</b>	<b>187</b>	<b>93</b>	<b>1420</b>	<b>49.7</b>	<b>7.59</b>	<b>12</b>	<b>6.4</b>	<b>9</b>	<b>4.8</b>	<b>75t</b>	<b>15/134</b>	<b>76.5</b>
<b>Opponents</b>	<b>267</b>	<b>142</b>	<b>1691</b>	<b>53.2</b>	<b>6.33</b>	<b>9</b>	<b>3.4</b>	<b>12</b>	<b>4.5</b>	<b>46t</b>	<b>20/172</b>	<b>65.3</b>

# 1983 FINAL STATISTICS (8-8)

Head Coach: Ron Meyer • Tied for Second in AFC East • Home Stadium: Sullivan Stadium

DATE	W/L	SCORE	OPPONENT	ATTENDANCE
9/04	L	23-29	Baltimore (OT)	45,526
9/11	L	24-34	at Miami	59,343
9/18	W	23-13	N.Y. Jets	43,182
9/25	W	28-23	at Pittsburgh	58,282
10/02	L	13-33	San Francisco	54,293
10/09	L	7-12	at Baltimore	35,618
10/16	W	37-21	San Diego	59,016
10/23	W	31-0	at Buffalo	60,424
10/30	L	13-24	at Atlanta	47,546
11/06	W	21-7	Buffalo	42,604
11/13	W	17-6	Miami	60,771
11/20	L	0-30	Cleveland	40,987
11/27	L	3-26	at N.Y. Jets	48,620
12/04	W	7-0	New Orleans	24,579
12/11	W	21-7	at L.A. Rams	46,503
12/18	L	6-24	at Seattle	59,688

## Team Statistics

	PATS	OPP						
<b>TOTAL FIRST DOWNS</b>	<b>284</b>	<b>326</b>						
By Rushing	130	129						
By Passing	138	172						
By Penalty	16	25						
Third Down: Md/Att.	82/205	101/234						
Third Down: Eff.	40.0	43.1						
Fourth Down: Md/Att.	4/12	8/19						
Fourth Down: Eff.	33.3	42.1						
<b>TOTAL NET YARDS</b>	<b>5311</b>	<b>5576</b>						
Avg. per Game	331.9	348.5						
Total Offensive Plays	995	1102						
Avg. per Play	5.3	5.1						
<b>NET YARDS RUSHING</b>	<b>2605</b>	<b>2281</b>						
Total Rushing Plays	538	549						
Avg. per Rush	4.8	4.2						
Avg. per Game	162.8	142.6						
<b>NET YARDS PASSING</b>	<b>2706</b>	<b>3295</b>						
Avg. per Game	169.1	205.9						
Sacked/Yards Lost	45/334	39/270						
Gross Yards Passing	3040	3565						
Att./Completions	412/220	514/277						
Completion Pct.	53.4	53.9						
Had Intercepted	18	17						
<b>PUNTS/AVERAGE</b>	<b>81/44.6</b>	<b>78/42.0</b>						
<b>NET PUNTING AVG.</b>	<b>37.1</b>	<b>34.8</b>						
<b>PENALTIES/YARDS</b>	<b>90/815</b>	<b>84/674</b>						
<b>FUMBLES/BALLS LOST</b>	<b>47/20</b>	<b>30/19</b>						
<b>TOUCHDOWNS</b>	<b>36</b>	<b>31</b>						
Rushing	19	9						
Passing	16	19						
Returns	1	3						
<b>Score by Periods</b>	<b>1</b>	<b>2</b>	<b>3</b>	<b>4</b>	<b>OT</b>	<b>Total</b>		
Patriots	53	71	40	110	0	274		
Opponents	47	110	67	59	6	289		
<b>SCORING</b>	<b>TD</b>	<b>Ru</b>	<b>Pa</b>	<b>Rt</b>	<b>PAT</b>	<b>FG</b>	<b>S</b>	<b>TP</b>
Collins	10	10	0	0	0	0	60	0
Ramsey	6	0	6	0	0	0	36	0
Steinfort	0	0	0	0	16/17	6/15	0	34
Tatupu	5	4	1	0	0	0	0	30
Smith	0	0	0	0	12/15	3/6	0	21
C. Weathers	3	0	3	0	0	0	0	18
Grogan	2	2	0	0	0	0	0	12
Morgan	2	0	2	0	0	0	0	12
Starring	2	0	2	0	0	0	0	12
van Egghen	2	2	0	0	0	0	0	12
Dawson	1	0	1	0	0	0	0	6
Jones	1	0	1	0	0	0	0	6
R. Weathers	1	0	0	0	0	0	0	6
Weishuhn	1	0	0	1	0	0	0	6
Zendejas	0	0	0	0	3/4	0/1	0	3
Patriots	36	19	16	1	31/36	9/22	0	274
Opponents	31	9	19	3	29/30	24/31	1	289

RUSHING	NO	YDS	AVG	LG	TD
Collins	219	1049	4.8	50t	10
Tatupu	106	578	5.5	55	4
R. Weathers	73	418	5.7	77	1
van Egghen	95	358	3.8	11	2
Grogan	23	108	4.7	17	2
Eason	19	39	2.1	12	0
C. Weathers	1	28	28.0	28	0
Kerrigan	1	14	14.0	14	0
Morgan	1	13	13.0	13	0
<b>Patriots</b>	<b>538</b>	<b>2605</b>	<b>4.8</b>	<b>77</b>	<b>19</b>
<b>Opponents</b>	<b>549</b>	<b>2281</b>	<b>4.2</b>	<b>29</b>	<b>9</b>

RECEIVING	NO	YDS	AVG	LG	TD
Morgan	58	863	14.9	50	2
Collins	27	257	9.5	20	0
Ramsey	24	335	14.0	39	6
R. Weathers	23	212	9.2	19	0
Jones	20	323	16.2	30	1
C. Weathers	19	379	19.9	58t	3
Starring	17	389	22.9	76t	2
van Egghen	10	102	10.2	23	0
Tatupu	10	97	9.7	17	1
Dawson	9	84	9.3	14	1
Hasselbeck	1	7	7.0	7	0
B. Williams	1	0	0.0	0	0
Grogan	1	-8	-8.0	-8	0
<b>Patriots</b>	<b>220</b>	<b>3040</b>	<b>13.8</b>	<b>76t</b>	<b>16</b>
<b>Opponents</b>	<b>277</b>	<b>3565</b>	<b>12.9</b>	<b>68t</b>	<b>19</b>

INTERCEPTIONS	NO	YDS	AVG	LG	TD
Sanford	7	24	3.4	16	0
James	5	99	19.8	46	0
Marion	2	4	2.0	4	0
Blackmon	1	39	39.0	39	0
Nelson	1	6	6.0	6	0
McGrew	1	3	3.0	3	0
Weishuhn	0	27	-	27t	1
<b>Patriots</b>	<b>17</b>	<b>202</b>	<b>11.9</b>	<b>46</b>	<b>1</b>
<b>Opponents</b>	<b>18</b>	<b>361</b>	<b>20.1</b>	<b>65t</b>	<b>1</b>

PUNTING	NO	YDS	AVG	TB	IN20	LG	BLK
Camarillo	81	3615	44.6	11	25	70	0
<b>Patriots</b>	<b>81</b>	<b>3615</b>	<b>44.6</b>	<b>11</b>	<b>25</b>	<b>70</b>	<b>0</b>
<b>Opponents</b>	<b>78</b>	<b>3273</b>	<b>42.0</b>	<b>8</b>	<b>21</b>	<b>62</b>	<b>0</b>

PUNT RETURNS	NO	FC	YDS	AVG	LG	TD
R. Smith	38	12	398	10.5	55	0
C. Weathers	4	0	1	0.3	3	0
Sanford	1	2	0	0.0	0	0
Lee	1	0	0	0.0	0	0
<b>Patriots</b>	<b>44</b>	<b>14</b>	<b>399</b>	<b>9.1</b>	<b>55</b>	<b>0</b>
<b>Opponents</b>	<b>48</b>	<b>6</b>	<b>392</b>	<b>8.2</b>	<b>22</b>	<b>0</b>

KICK RETURNS	NO	YDS	AVG	LG	TD
R. Smith	42	916	21.8	53	0
R. Weathers	3	68	22.7	29	0
C. Weathers	3	58	19.3	33	0
Jones	4	63	15.8	23	0
Lee	4	40	10.0	19	0
Golden	1	10	10.0	10	0
<b>Patriots</b>	<b>57</b>	<b>1155</b>	<b>20.3</b>	<b>53</b>	<b>0</b>
<b>Opponents</b>	<b>56</b>	<b>1082</b>	<b>19.3</b>	<b>60</b>	<b>0</b>

FIELD GOALS	1-19	20-29	30-39	40-49	50+
Steinfort	0-0	3-4	3-5	0-6	0-0
Smith	0-0	1-1	1-1	1-1	0-0
Zendejas	0-0	0-0	0-0	0-1	0-0
<b>Patriots</b>	<b>0-0</b>	<b>4-5</b>	<b>4-4</b>	<b>1-8</b>	<b>0-0</b>
<b>Opponents</b>	<b>2-2</b>	<b>12-13</b>	<b>6-8</b>	<b>1-2</b>	<b>3-6</b>

**Smith:** (36wr,33wl,39G) (22G) (43G) (-) (37wr)  
**Steinfort:** (41wl) (35G,20G,32G) (47wl,48wr, 22G) (-) (46b) (44wr,20G) (-) (39wl,33G) (37s,48wl,24wl). **Zendejas:**(41wl) (-).

**Opponents:** (25G,52G,33G) (28G,23G) (-) (20G,34G,28G) (45G,35G,36G,24G) (52G) (-) (54wl,47wl) (23G) (24wl) (52G,29G,53wl) (22G,20G,20G) (18G, 34G,35G,19G) (35wl) (41wl) (29G,34wr).

**Sacks:** Tippett 8.5, Adams 8.0, Owens 4.0, Blackmon 3.5, Browning 2.0, James 2.0, McGrew 2.0, Rembert 2.0, Weishuhn 2.0, Williams, T. 2.0, Nelson 1.0, Williams, L. 1.0, Harris 0.5, Rogers 0.5. Patriots 39.0, Opponent 45.0.

**Starters: Offense:** WR Stanley Morgan (16); LT Brian Holloway (16); LG John Hannah (16); C Pete Brock (13), Dwight Wheeler (3); RG Ron Wooten (16); RT Bob Cryder (14), Darryl Haley (2); TE Lin Dawson (10), Derrick Ramsey (6); WR Cedric Jones (12), Stephen Starring (3); QB Steve Grogan (12), Tony Eason (4); RB Tony Collins (16); FB Mark van Egghen (10), Robert Weathers (5), Mosi Tatupu (1); 2nd TE Derrick Ramsey (1).

**Defense:** LE Toby Williams (10), Kenneth Sims (2), Marshall Harris (2), Ron Spears (1), Lester Williams (1); NT Dennis Owens (14), Luther Henson (2); RE Julius Adams (16); LOLB Andre Tippett (12), Larry McGrew (4); LILB Johnny Rembert (8), Steve Nelson (7), Tim Golden (1); RILB Clayton Weishuhn (16); ROLB Don Blackmon (14), L. McGrew (1), A. Tippett (1); LCB Ronnie Lippett (16); RCB Raymond Clayborn (16); SS Roland James (16); FS Rick Sanford (16).

**1983 Coaching Staff:** Tommy Brasher, Linebackers, Cleve Bryant, Offensive Backfield, LeBaron Caruthers, Strength/Conditioning, Steve Endicott, Receivers, Lew Erber, QB's/Offensive Coordinator, Bill Muir, Offensive Line, Rod Rust, Defensive Coordinator, Dante Scarnechia, Special Teams/TE's, Steve Sidwell, Linebackers, Steve Walters, Defensive Backs.

**Pro Bowl (5):** P Rich Camarillo (1), CB Raymond Clayborn (1), RB Tony Collins (1), G John Hannah (7), T Brian Holloway (1).

PASSING	ATT	CMP	YARDS	CMP%	YDS/ATT	TD	TD%	INT	INT%	LG	SK/YDS	RATING
Grogan	303	168	2411	55.4	7.95	15	4.9	12	3.9	76t	29/195	81.4
Eason	95	46	557	48.4	5.86	1	1.0	5	5.2	35	16/139	48.4
Kerrigan	14	6	72	42.9	5.14	0	0.0	1	7.1	19	0/0	29.5
<b>Patriots</b>	<b>412</b>	<b>220</b>	<b>3040</b>	<b>53.4</b>	<b>7.37</b>	<b>16</b>	<b>4.3</b>	<b>18</b>	<b>4.3</b>	<b>76t</b>	<b>45/334</b>	<b>72.1</b>
<b>Opponents</b>	<b>514</b>	<b>277</b>	<b>3565</b>	<b>53.9</b>	<b>6.93</b>	<b>19</b>	<b>3.6</b>	<b>17</b>	<b>3.3</b>	<b>68t</b>	<b>39/270</b>	<b>74.4</b>

RESULTS



# 1984 FINAL STATISTICS (9-7)

Head Coach: Ron Meyer (5-3), Raymond Berry (4-4) • Second in AFC East • Home Stadium: Sullivan Stadium

DATE	W/L	SCORE	OPPONENT	ATTENDANCE
9/02	W	21-17	at Buffalo	48,528
9/09	L	7-28	at Miami	66,083
9/16	W	38-23	Seattle	43,140
9/23	L	10-26	Washington	60,503
9/30	W	28-21	at N.Y. Jets	68,978
10/07	W	17-16	at Cleveland	53,036
10/14	W	20-14	Cincinnati	48,154
10/21	L	24-44	Miami	60,711
10/28	W	30-20	N.Y. Jets	60,513
11/04	L	19-26	at Denver	74,908
11/11	W	38-10	Buffalo	43,313
11/18	W	50-17	at Indianapolis	60,009
11/22	L	17-20	at Dallas	55,341
12/02	L	10-33	St. Louis	53,558
12/09	L	17-27	at Philadelphia	41,581
12/16	W	16-10	Indianapolis	22,383

RUSHING	NO	YDS	AVG	LG	TD	KICK RETURNS	NO	YDS	AVG	LG	TD
C. James	160	790	4.9	73	1	Collins	26	544	20.9	46	0
Tatupu	133	553	4.2	20	4	J. Williams	23	461	20.0	29	0
Collins	138	550	4.0	21	5	Fryar	5	95	19.0	22	0
Eason	40	154	3.9	25	5	Lee	3	43	14.3	17	0
Grogan	7	12	1.7	13	0	Robinson	3	38	12.7	14	0
Fryar	2	-11	-5.5	0	0	Smith	1	22	22.0	22	0
Starrng	2	-16	-8.0	0	0	Jones	1	20	20.0	20	0
<b>Patriots</b>	<b>482</b>	<b>2032</b>	<b>4.2</b>	<b>73</b>	<b>15</b>	Hawthorne	1	14	14.0	14	0
<b>Opponents</b>	<b>498</b>	<b>1886</b>	<b>3.8</b>	<b>53</b>	<b>11</b>	Tatupu	1	9	9.0	9	0

RECEIVING	NO	YDS	AVG	LG	TD	FIELD GOALS	1-19	20-29	30-39	40-49	50+
Ramsey	66	792	12.0	34	7	Franklin	2-2	10-10	4-7	6-8	0-1
Starrng	46	657	14.3	65	4	<b>Patriots</b>	<b>2-2</b>	<b>10-10</b>	<b>4-7</b>	<b>6-8</b>	<b>0-1</b>
Dawson	39	427	10.9	27	4	<b>Opponents</b>	<b>2-2</b>	<b>9-9</b>	<b>4-8</b>	<b>5-10</b>	<b>1-2</b>
Morgan	38	709	18.7	76	5	<b>Franklin: (-) (-) (32G) (44s,22G) (33wl, 49wl) (45G) (20G,27G) (-) (24G, 48G,27G,36W) (30G,40G,36wr,47G,19G) (21G) (28G,40G) (29G,56s) (19G) (24G,38wl) (21G,34G,36G).</b>					
C. James	22	159	7.2	16	0	<b>Opponents: (45wl,27G) (39wl,42wl) (42G) (19G,42G,22G,27G) (-) (24G, 48G,27G,36W) (37s,35wr) (28G) (46G, 18G) (-) (34G,43wl) (35G,61s) (28G,23G) (36G,33G) (50G,46G,48wr) (25G,42b).</b>					
Jones	19	244	12.8	22	2	<b>Starters: Offense: WR Stanley Morgan (12), Irving Fryar (2), Cedric Jones (2); LT Brian Holloway (16); LG John Hannah (15), Guy Morriss (1); C Pete Brock (12), G. Morriss; RG Ron Wooten (16); RT Darryl Haley (16); TE Lin Dawson (15), Derrick Ramsey (1); WR Stephen Starrng (16); QB Tony Eason (13), Steve Grogan (3); RB Craig James (7), Tony Collins (5); Mosi Tatupu (4); H-Back D. Ramsey (12), Greg Hawthorne (1), Bo Robinson (1); 3rd WR I. Fryar (1), C. Jones (1).</b>					
Tatupu	16	159	9.9	24	0	<b>Defense: LE Kenneth Sims (16); NT Dennis Owens (16); RE Toby Williams (15), Julius Adams (1); L/LB Andre Tippett (16), L/LB Steve Nelson (16); R/LB Lawrence McGrew (15), Clayton Weishuhn (1); R/LB Don Blackmon (16); LCB Ernest Gibson (8), Ronnie Lippett (8); RCB Raymond Clayborn (16); SS Roland James (15), Fred Marion (1); FS F. Marion (9), Rick Sanford (7).</b>					
Fryar	11	164	14.9	26	1	<b>1984 Coaching Staff: Tommy Brasher, Linebackers, Clev Bryant, Offensive Backfield, LeBaron Caruthers, Strength/ Conditioning, Steve Endicott, Receivers, Lew Erber, QB's/ Offensive Coordinator, Bill Muir, Offensive Line, Rod Rust, Defensive Coordinator, Dante Scarnechia, Special Teams/TE's, Steve Sidwell, Linebackers, Steve Walters, Defensive Backs.</b>					
C. Weathers	8	115	14.4	29	2	<b>Pro Bowl (4): G John Hannah (8), T Brian Holloway (2), LB Steve Nelson (2), LB Andre Tippett (1).</b>					
Hawthorne	7	127	18.1	26	0						
Robinson	4	32	8.0	17	1						
<b>Patriots</b>	<b>292</b>	<b>3685</b>	<b>12.6</b>	<b>67</b>	<b>26</b>						
<b>Opponents</b>	<b>283</b>	<b>3666</b>	<b>13.0</b>	<b>68</b>	<b>25</b>						

## Team Statistics

	PATS	OPP
<b>TOTAL FIRST DOWNS</b>	<b>315</b>	<b>311</b>
By Rushing	104	109
By Passing	186	182
By Penalty	25	20
Third Down: Md/Att.	83/214	90/255
Third Down: Eff.	39.0	40.0
Fourth Down: Md/Att.	4/5	9/18
Fourth Down: Eff.	80.0	50.0
<b>TOTAL NET YARDS</b>	<b>5263</b>	<b>5100</b>
Avg. per Game	328.9	318.7
Total Offensive Plays	1048	1066
Avg. per Play	5.0	4.8
<b>NET YARDS RUSHING</b>	<b>2032</b>	<b>1886</b>
Total Rushing Plays	482	498
Avg. per Rush	4.2	3.8
Avg. per Game	127.0	117.8
<b>NET YARDS PASSING</b>	<b>3231</b>	<b>3214</b>
Avg. per Game	201.9	200.8
Sacked/Yards Lost	66/454	55/452
Gross Yards Passing	3685	3666
Att./Completions	500/292	513/283
Completion Pct.	58.4	55.2
Had Intercepted	14	17
<b>PUNTS/AVERAGE</b>	<b>92/42.4</b>	<b>83/40.3</b>
<b>NET PUNTING AVG.</b>	<b>35.0</b>	<b>33.4</b>
<b>PENALTIES/YARDS</b>	<b>86/74</b>	<b>87/773</b>
<b>FUMBLES/BALLS LOST</b>	<b>29/15</b>	<b>33/8</b>
<b>TOUCHDOWNS</b>	<b>42</b>	<b>42</b>
Rushing	15	11
Passing	26	25
Returns	1	6

Score by Periods	1	2	3	4	OT	Total
Patriots	68	74	108	112	0	362
Opponents	78	115	84	75	0	352

SCORING	TD	R	Pa	Rt	PAT	FG	S	TP
Franklin	0	0	0	0	42/42	22/28	0	108
Ramsey	7	0	7	0	0	0	0	42
Collins	5	5	0	0	0	0	0	30
Eason	5	5	0	0	0	0	0	30
Morgan	5	0	5	0	0	0	0	30
Dawson	4	0	4	0	0	0	0	24
Starrng	4	0	4	0	0	0	0	24
Tatupu	4	0	4	0	0	0	0	24
Jones	3	0	2	1	0	0	0	18
C. Weathers	2	0	2	0	0	0	0	12
C. James	1	1	0	0	0	0	0	6
Robinson	1	0	1	0	0	0	0	6
Fryar	1	0	1	0	0	0	0	6
R. James	0	0	0	0	0	1	2	0
<b>Patriots</b>	<b>42</b>	<b>15</b>	<b>26</b>	<b>1</b>	<b>42/42</b>	<b>22/28</b>	<b>1</b>	<b>362</b>
<b>Opponents</b>	<b>42</b>	<b>11</b>	<b>25</b>	<b>6</b>	<b>37/42</b>	<b>21/31</b>	<b>0</b>	<b>352</b>

INTERCEPTIONS	NO	YDS	AVG	LG	TD
Clayborn	3	102	34.0	85	0
Lippett	3	23	7.7	13	0
Marion	2	39	19.5	26	0
R. James	2	14	7.0	14	0
Gibson	2	4	2.0	4	0
Sanford	2	2	1.0	2	0
Dombroski	1	23	23.0	23	0
Blackmon	1	3	3.0	3	0
Nelson	1	0	0.0	0	0
<b>Patriots</b>	<b>17</b>	<b>210</b>	<b>12.4</b>	<b>85</b>	<b>0</b>
<b>Opponents</b>	<b>14</b>	<b>237</b>	<b>16.9</b>	<b>86</b>	<b>3</b>

PUNTING	NO	YDS	AVG	TB	IN20	LG	BLK
Camarillo	48	2020	42.1	7	12	61	0
Prestridge	44	1884	42.8	5	8	89	0
<b>Patriots</b>	<b>92</b>	<b>3904</b>	<b>42.4</b>	<b>12</b>	<b>20</b>	<b>89</b>	<b>0</b>
<b>Opponents</b>	<b>83</b>	<b>3345</b>	<b>40.3</b>	<b>7</b>	<b>17</b>	<b>64</b>	<b>0</b>

PUNT RETURNS	NO	FC	YDS	AVG	LG	TD
Fryar	36	10	347	9.6	55	0
Starrng	10	1	73	7.3	16	0
C. Weathers	1	0	7	7.0	7	0
Gibson	1	0	3	3.0	3	0
Sanford	0	2	0	0.0	0	0
R. James	0	2	0	0.0	0	0
<b>Patriots</b>	<b>48</b>	<b>15</b>	<b>430</b>	<b>9.0</b>	<b>55</b>	<b>0</b>
<b>Opponents</b>	<b>45</b>	<b>12</b>	<b>442</b>	<b>9.8</b>	<b>47</b>	<b>1</b>

**Sacks:** Tippett 18.5, Owens 6.5, Williams, T. 6.0, Blackmon 5.0, Adams 4.0, Nelson 4.0, Sims 3.5, Henson 2.0, Rogers 2.0, Williams L. 1.5, Marion 1.0, McGrew 0.5, Rembert 0.5. Team 55.0 Opp. 66.0.

PASSING	ATT	CMP	YARDS	CMP%	YDS/ATT	TD	TD%	INT	INT%	LG	SK/YDS	RATING
Eason	431	259	3228	60.1	7.49	23	5.3	8	1.8	76	59/409	93.4
Grogan	68	32	444	47.1	6.53	3	4.4	6	8.8	65	7/45	46.4
Kerrigan	0	1	13	100.0	13.0	0	0.0	0	0.0	13	0/0	118.8
<b>Patriots</b>	<b>500</b>	<b>292</b>	<b>3685</b>	<b>58.4</b>	<b>7.37</b>	<b>26</b>	<b>5.2</b>	<b>14</b>	<b>2.8</b>	<b>76</b>	<b>66/454</b>	<b>87.1</b>
<b>Opponents</b>	<b>513</b>	<b>283</b>	<b>3666</b>	<b>55.2</b>	<b>7.14</b>	<b>25</b>	<b>4.9</b>	<b>17</b>	<b>3.3</b>	<b>68</b>	<b>55/452</b>	<b>80.3</b>

RESULTS

# 1985 FINAL STATISTICS (11-5)

Head Coach: Raymond Berry • Tied for Second in AFC East (Wild Card Playoff Qualifier) • Home Stadium: Sullivan Stadium

DATE	W/L	SCORE	OPPONENT	ATTENDANCE
9/08	W	26-20	Green Bay	49,488
9/15	L	7-20	at Chicago	60,533
9/22	W	17-14	at Buffalo	40,334
9/29	L	20-35	L.A. Raiders	60,686
10/06	L	20-24	at Cleveland	62,139
10/13	W	14-3	Buffalo	40,462
10/20	W	20-13	N.Y. Jets	58,163
10/27	W	32-14	at Tampa Bay	34,661
11/03	W	17-13	Miami	58,811
11/10	W	34-15	Indianapolis	54,176
11/17	W	20-13	at Seattle	60,345
11/24	L	13-16	at N.Y. Jets OT	74,100
12/01	W	38-31	at Indianapolis	56,740
12/08	W	23-6	Detroit	59,078
12/16	L	27-30	at Miami	69,489
12/22	W	34-23	Cincinnati	57,953

AFC PLAYOFFS				
12/28	W	26-14	at N.Y. Jets	70,598
1/05	W	27-20	at L.A. Raiders	88,936
1/12	W	31-14	at Miami	74,978
SUPER BOWL XX (at New Orleans, La.)				
1/26	L	10-46	vs. Chicago	73,818

## Team Statistics

	PATS	OPP
<b>TOTAL FIRST DOWNS</b>	<b>294</b>	<b>284</b>
By Rushing	126	92
By Passing	153	168
By Penalty	15	24
Third Down: Md/Att.	83/223	74/227
Third Down: Eff.	37.0	33.0
Fourth Down: Md/Att.	4/10	5/15
Fourth Down: Eff.	40.0	33.0
<b>TOTAL NET YARDS</b>	<b>5499</b>	<b>4714</b>
Avg. per Game	343.7	294.6
Total Offensive Plays	1061	1042
Avg. per Play	5.2	4.5
<b>NET YARDS RUSHING</b>	<b>2331</b>	<b>1655</b>
Total Rushing Plays	565	466
Avg. per Rush	4.1	3.6
Avg. per Game	145.7	103.4
<b>NET YARDS PASSING</b>	<b>3168</b>	<b>3059</b>
Avg. per Game	198.0	191.2
Sacked/Yards Lost	39/315	51/334
Gross Yards Passing	3483	3393
Att./Completions	457/255	525/262
Completion Pct.	55.8	49.9
Had Intercepted	22	23
<b>PUNTS/AVERAGE</b>	<b>92/42.9</b>	<b>97/40.5</b>
<b>NET PUNTING AVG.</b>	<b>33.7</b>	<b>32.5</b>
<b>PENALTIES/YARDS</b>	<b>114/842</b>	<b>83/699</b>
<b>FUMBLES/BALLS LOST</b>	<b>37/20</b>	<b>35/24</b>
<b>TOUCHDOWNS</b>	<b>41</b>	<b>32</b>
Rushing	15	15
Passing	20	14
Returns	6	3
<b>Score by Periods</b>	<b>1 2 3 4 OT</b>	<b>Total</b>
Patriots	54 115 44 149 0	362
Opponents	75 64 56 92 3	290

SCORING	TD	Ru	Pa	Rt	PAT	FG	S	P
Franklin	0	0	0	40/41	24/30	0	112	
Fryar	10	1	7	2	0	0	60	
C. James	7	5	2	0	0	0	42	
Collins	5	3	2	0	0	0	30	
Morgan	5	0	5	0	0	0	30	
Jones	3	0	2	1	0	0	18	
Grogan	2	2	0	0	0	0	12	
Tatupu	2	2	0	0	0	0	12	
Eason	1	1	0	0	0	0	6	
Weathers	1	1	0	0	0	0	6	
Hawthorne	1	0	1	0	0	0	6	
D. Ramsey	1	0	1	0	0	0	6	
Tippett	1	0	1	0	0	0	6	
Rembert	1	0	1	0	0	0	6	
Clayborn	1	0	1	0	0	0	6	
Blackmon	0	0	0	0	0	0	2	4
Patriots	41	15	20	6	40/41	24/30	2	362
Opponents	32	15	14	3	30/32	22/25	1	290

RUSHING	NO	YDS	AVG	LG	TD
C. James	263	1227	4.7	65t	5
Collins	163	657	4.0	28	3
Weathers	41	174	4.2	42t	1
Tatupu	47	152	3.2	11	2
Eason	22	70	3.2	23	1
Grogan	20	29	1.5	12	2
Fryar	7	27	3.9	13	1
Morgan	1	0	0.0	0	0
Franklin	1	-5	-5.0	-5	0
<b>Patriots</b>	<b>565</b>	<b>2331</b>	<b>4.1</b>	<b>65t</b>	<b>15</b>
<b>Opponents</b>	<b>466</b>	<b>1655</b>	<b>3.6</b>	<b>24</b>	<b>15</b>

RECEIVING	NO	YDS	AVG	LG	TD
Collins	52	549	10.6	49	5
Morgan	39	760	19.5	50t	2
Fryar	39	670	17.2	56	7
D. Ramsey	28	285	10.2	26	7
C. James	27	360	13.3	90t	2
Jones	21	237	11.3	29t	2
Starring	16	235	14.7	40	0
Dawson	17	148	8.7	26	0
D. Williams	9	163	18.1	30	0
Hawthorne	3	42	14.0	28t	1
Weathers	2	18	9.0	13	0
Tatupu	2	16	8.0	15	0
<b>Patriots</b>	<b>255</b>	<b>3483</b>	<b>13.7</b>	<b>90t</b>	<b>20</b>
<b>Opponents</b>	<b>262</b>	<b>3393</b>	<b>13.0</b>	<b>88t</b>	<b>14</b>

INTERCEPTIONS	NO	YDS	AVG	LG	TD
Marion	7	189	27.0	83	0
Clayborn	6	80	13.3	38	1
R. James	4	51	12.8	39	0
Lippett	3	93	31.0	58	0
Blackmon	1	14	14.0	14	0
McGrew	1	0	0.0	0	0
McSwain	1	0	0.0	0	0
<b>Patriots</b>	<b>23</b>	<b>427</b>	<b>18.6</b>	<b>83</b>	<b>1</b>
<b>Opponents</b>	<b>22</b>	<b>243</b>	<b>11.0</b>	<b>38t</b>	<b>2</b>

PUNTING	NO	YDS	AVG	TB	IN20	LG	BLK
Camarillo	92	3953	43.0	13	17	75	0
<b>Patriots</b>	<b>92</b>	<b>3953</b>	<b>43.0</b>	<b>13</b>	<b>17</b>	<b>75</b>	<b>0</b>
<b>Opponents</b>	<b>97</b>	<b>3925</b>	<b>40.5</b>	<b>11</b>	<b>26</b>	<b>64</b>	<b>0</b>

PUNT RETURNS	NO	FC	YDS	AVG	LG	TD
Fryar	37	15	520	14.1	85t	2
R. James	2	0	13	6.5	13	0
Starring	2	0	0	0.0	0	0
Marion	0	1	0	0.0	0	0
Bowman	1	0	-3	-3.0	-3	0
<b>Patriots</b>	<b>42</b>	<b>16</b>	<b>530</b>	<b>12.6</b>	<b>85t</b>	<b>2</b>
<b>Opponents</b>	<b>56</b>	<b>7</b>	<b>597</b>	<b>10.7</b>	<b>46</b>	<b>0</b>

KICK RETURNS	NO	YDS	AVG	LG	TD
Starring	48	1012	21.1	53	0
Fryar	3	39	13.0	24	0
Jones	3	37	12.3	20	0
Weathers	1	18	18.0	18	0
Hawthorne	1	13	13.0	13	0
C. James	1	0	0.0	0	0
<b>Patriots</b>	<b>57</b>	<b>1119</b>	<b>19.6</b>	<b>53</b>	<b>0</b>
<b>Opponents</b>	<b>77</b>	<b>1434</b>	<b>18.6</b>	<b>58</b>	<b>0</b>

PASSING ATT	CMP	YARDS	CMP%	YDS/ATT	TD	TD%	INT	INT%	LG	SK/YDS	RATING	
Eason	299	168	2156	56.2	7.2	11	3.7	17	5.7	90t	28/229	67.5
Grogan	156	85	1311	54.5	8.4	7	4.5	5	3.2	56	11/86	84.1
C. James	2	2	16	100.0	8.0	2	1.0	0	0.0	11t	0/0	139.6
<b>Patriots</b>	<b>457</b>	<b>255</b>	<b>3483</b>	<b>55.8</b>	<b>7.6</b>	<b>20</b>	<b>4.4</b>	<b>22</b>	<b>4.8</b>	<b>90t</b>	<b>39/315</b>	<b>74.9</b>
<b>Opponents</b>	<b>525</b>	<b>262</b>	<b>3393</b>	<b>49.9</b>	<b>6.5</b>	<b>14</b>	<b>2.7</b>	<b>23</b>	<b>4.4</b>	<b>88t</b>	<b>51/334</b>	<b>61.2</b>

**Sacks:** Tippett 16.5, Veris 10.0, Blackmon 8.0, Sims 5.5, Adams 5.0, Nelson 2.0, T. Williams 2.0, McGrew 1.0, L. Williams 1.0. Team, 51.0, Opponent, 39.0.

**Field Goals** 1-19 20-29 30-39 40-49 50+  
 Franklin 1/1 7/9 9/9 5/9 2/2  
**Patriots** 1/1 7/9 9/9 5/9 2/2  
**Opponents** 0/0 8/8 6/8 6/7 2/2

**Franklin:** (34G) (-) (32G) (47G,20G) (29G, 33G,47W) (20Wr) (19G,44G) (35G,50G, 49G,28Wr) (38G) (41G,30G) (-) (41W, 23G,28G) (35G) (38G,47W,50G,22G) (22G,49G) (25G,42Wr,30G)

**Opponents:** (40b) (21G,28G) (-) (-) (36W,44G) (47G) (53G,52G) (-) (26G, 32G) (-) (37Wr, 32G,31G) (21G,21G, 32G) (25G) (26G,37G) (44G,49G,47G) (42G, 22G,30G).

**Starters: Offense:** WR Stanley Morgan (13), Cedric Jones (3); LT Brian Holloway (16); LG John Hannah (14), Guy Morris (2); C Pete Brock (8), G. Morris (8); RG Ron Wooten (14), Paul Fairchild (2); RT Steve Moore (16); TE Lin Dawson (13), Derrick Ramsey (3); WR Irving Fryar (14), Stephen Starring (1), Derwin Williams (1); QB Tony Eason (10), Steve Grogan (6); RB Tony Collins (16); FB Craig James (14), Mosi Tatupu (2).

**Defense:** LE Ken Sims (13), Garin Veris (3); NT Dennis Owens (13), Lester Williams (3); RE Julius Adams (12), Toby Williams (3), G. Veris (1); LOLB Andre Tippett (16); LILB Steve Nelson (15), Johnny Rembert (1); RILB Lawrence McGrew (12), J. Rembert (4); ROLB Don Blackmon (14), L. McGrew (2); LCB Ronnie Lippett (16); RCB Raymond Clayborn (16); SS Roland James; FS Fred Marion (16).

**1985 Coaching Staff:** Dean Brittenham, Strength/Conditioning, Jim Carr, Defensive Backfield, Bobby Grier, Offensive Backfield, Ray Hamilton, Asst. Defensive Line, Rod Humenuik, Asst. Head Coach/Offensive Line, Harold Jackson, Receivers, Eddie Khayat, Defensive Line, John Polonchek, QBs/Special Asst. to Head Coach, Rod Rust, Defensive Coordinator, Dante Scarnecchia, Special Teams/TEs, Don Shinnick, Linebackers, Les Steckel, Quarterbacks / Receivers.

**Pro Bowl (8):** CB Raymond Clayborn (2), KR Irving Fryar (1), G John Hannah (9), T Brian Holloway (3), RB Craig James (1), FS Fred Marion (1), LB Steve Nelson (3), LB Andre Tippett (2).

RESULTS

# 1986 FINAL STATISTICS (11-5)

Head Coach: Raymond Berry • AFC East Division Champions • Home Stadium: Sullivan Stadium

DATE	W/L	SCORE	OPPONENT	ATTENDANCE
9/07	W	33-3	Indianapolis	55,208
9/11	W	20-6	at N.Y. Jets	72,222
9/21	L	31-38	Seattle	58,977
9/28	L	20-27	Denver	75,804
10/05	W	34-7	Miami	60,689
10/12	L	24-31	N.Y. Jets	60,342
10/19	W	34-0	at Pittsburgh	54,743
10/26	W	23-3	at Buffalo	77,808
11/02	W	25-17	Atlanta	60,597
11/09	W	30-21	at Indianapolis	56,890
11/16	W	30-28	at L.A. Rams	64,339
11/23	W	22-19	Buffalo	60,455
11/30	W	21-20	at New Orleans	58,259
12/07	L	7-31	Cincinnati	60,633
12/14	L	24-29	San Francisco	60,787
12/22	W	34-27	at Miami	74,516
<b>AFC PLAYOFFS</b>				
1/04	L	17-22	at Denver	76,105

## Team Statistics

	PATS	OPP				
<b>TOTAL FIRST DOWNS</b>	<b>314</b>	<b>286</b>				
By Rushing	77	118				
By Passing	202	153				
By Penalty	35	15				
Third Down: Md/Att.	77/227	79/219				
Third Down: Eff.	33.9	36.1				
Fourth Down: Md/Att.	8/11	7/12				
Fourth Down: Eff.	72.7	58.3				
<b>TOTAL NET YARDS</b>	<b>5327</b>	<b>5181</b>				
Avg. per Game	332.9	323.8				
Total Offensive Plays	1073	1031				
Avg. per Play	5.0	5.0				
<b>NET YARDS RUSHING</b>	<b>1373</b>	<b>2203</b>				
Total Rushing Plays	469	510				
Avg. per Rush	2.9	4.3				
Avg. per Game	85.8	137.7				
<b>NET YARDS PASSING</b>	<b>3954</b>	<b>2978</b>				
Avg. per Game	247.1	186.1				
Sacked/Yards Lost	47/367	48/346				
Gross Yards Passing	4321	3324				
Att./Completions	557/340	473/255				
Completion Pct.	61.0	53.9				
Had Intercepted	13	21				
<b>PUNTS/AVERAGE</b>	<b>92/40.7</b>	<b>90/39.8</b>				
<b>NET PUNTING AVG.</b>	<b>33.1</b>	<b>33.4</b>				
<b>PENALTIES/YARDS</b>	<b>87/672</b>	<b>106/866</b>				
<b>FUMBLE/BALLS LOST</b>	<b>27/11</b>	<b>38/19</b>				
<b>TOUCHDOWNS</b>	<b>45</b>	<b>35</b>				
Rushing	10	19				
Passing	29	15				
Returns	6	1				
<b>Score by Periods</b>	<b>1 2 3 4 OT</b>	<b>Total</b>				
Patriots	82	102	99	129	0	412
Opponents	34	83	64	126	0	307

SCORING	TD	Ru	Pa	Rt	PAT	FG	S	TP
Franklin	0	0	0	0	44/45	32/41	0	140
Morgan	10	0	10	0	0	0	0	60
Collins	8	3	5	0	0	0	0	48
Fryar	7	0	6	1	0	0	0	42
C. James	4	4	0	0	0	0	0	24
Scott	3	0	3	0	0	0	0	18
Baty	2	0	2	0	0	0	0	12
Starring	2	0	2	0	0	0	0	12
Tatupu	2	1	0	1	0	0	0	12
Grogan	1	1	0	0	0	0	0	6
Jones	1	0	1	0	0	0	0	6
Marion	1	0	0	1	0	0	0	6
McSwain	1	0	1	0	0	0	0	6
Rembert	1	0	0	1	0	0	0	6
B. Williams	1	0	0	1	0	0	0	6
Weathers	1	1	0	0	0	0	0	6
<b>Patriots</b>	<b>45</b>	<b>10</b>	<b>29</b>	<b>6</b>	<b>44/45</b>	<b>32/41</b>	<b>0</b>	<b>412</b>
<b>Opponents</b>	<b>35</b>	<b>19</b>	<b>15</b>	<b>1</b>	<b>34/35</b>	<b>21/28</b>	<b>0</b>	<b>307</b>

RUSHING	NO	YDS	AVG	LG	TD
C. James	154	427	2.8	16	4
Collins	156	412	2.6	17	3
Tatupu	71	172	2.4	13	1
Eason	35	170	4.9	26	0
Fryar	4	80	20.0	31	0
Weathers	21	58	2.8	16t	1
Dupard	15	39	2.6	11	0
Grogan	9	23	2.6	10	1
Hawthorne	1	5	5.0	5	0
Starring	1	0	0.0	0	0
Ramsey	1	-6	-6.0	-6	0
Jones	1	-7	-7.0	-7	0
<b>Patriots</b>	<b>469</b>	<b>1373</b>	<b>2.9</b>	<b>31</b>	<b>19</b>
<b>Opponents</b>	<b>510</b>	<b>2203</b>	<b>4.3</b>	<b>58t</b>	<b>10</b>

RECEIVING	NO	YDS	AVG	LG	TD
Morgan	84	1491	17.8	44t	10
Collins	77	684	8.9	49	5
Fryar	43	737	17.1	69t	6
Baty	37	331	8.9	22	2
Hawthorne	24	192	8.0	17	0
C. James	18	129	7.2	17	0
Starring	16	295	18.4	47	2
Tatupu	15	145	9.7	25	0
Jones	14	222	15.9	28	1
Scott	8	41	5.1	8t	3
D. Williams	2	35	17.5	26	0
Weathers	1	14	14.0	14	0
Holloway	1	5	5.0	5	0
<b>Patriots</b>	<b>340</b>	<b>4321</b>	<b>12.7</b>	<b>69t</b>	<b>29</b>
<b>Opponents</b>	<b>255</b>	<b>3324</b>	<b>13.0</b>	<b>67t</b>	<b>15</b>

INTERCEPTIONS	NO	YDS	AVG	LG	TD
Lippett	8	76	9.5	43	0
Clayborn	3	4	1.3	4	0
Marion	2	56	28.0	37	1
McGrew	2	44	22.0	27	0
R. James	2	39	19.5	21	0
Nelson	2	21	10.5	17	0
Rembert	1	37	37.0	37	0
McSwain	1	3	3.0	3	0
Tippett	0	32	-	32	0
<b>Patriots</b>	<b>21</b>	<b>312</b>	<b>14.9</b>	<b>69</b>	<b>1</b>
<b>Opponents</b>	<b>13</b>	<b>151</b>	<b>11.6</b>	<b>26</b>	<b>0</b>

PUNTING	NO	YDS	AVG	TB	IN20	LG	BLK
Camarillo	89	3746	42.1	7	16	64	3
<b>Patriots</b>	<b>90</b>	<b>3746</b>	<b>42.1</b>	<b>7</b>	<b>16</b>	<b>64</b>	<b>3</b>
<b>Opponents</b>	<b>90</b>	<b>3585</b>	<b>39.8</b>	<b>9</b>	<b>21</b>	<b>73</b>	<b>3</b>

PUNT RETURNS	NO	FC	YDS	AVG	LG	TD
Fryar	35	10	366	10.5	59t	1
Starring	6	0	18	3.0	12	0
Marion	1	1	12	12.0	12	0
R. James	0	1	0	0.0	0	0
<b>Patriots</b>	<b>42</b>	<b>12</b>	<b>396</b>	<b>9.4</b>	<b>59t</b>	<b>1</b>
<b>Opponents</b>	<b>60</b>	<b>4</b>	<b>565</b>	<b>9.4</b>	<b>39</b>	<b>0</b>

**Sacks:** Veris 11.0, Tippett 9.5, Blackmon 7.5, B. Williams 7.0 Rembert 4.0, Hodge 1.0, R. James 1.0, McGrew 1.0, Nelson 1.0, Owens 1.0, Reynolds 1.0, Ruth 1.0, Thomas 1.0, Sims 0.5, T. Williams 0.5. Patriots 48.0, Opponents 47.0.

KICK RETURNS	NO	YDS	AVG	LG	TD
Starring	36	802	22.3	52	0
Fryar	10	192	19.2	33	0
Jones	4	63	15.8	20	0
Dupard	3	50	16.7	21	0
Rembert	3	27	9.0	14	0
Hawthorne	2	13	6.5	13	0
<b>Patriots</b>	<b>58</b>	<b>1147</b>	<b>19.8</b>	<b>52</b>	<b>0</b>
<b>Opponents</b>	<b>81</b>	<b>1480</b>	<b>18.3</b>	<b>39</b>	<b>0</b>

FIELD GOALS	1-19	20-29	30-39	40-49	50+
Franklin	1/1	7/7	15/17	9/16	0/0
<b>Patriots</b>	<b>1/1</b>	<b>7/7</b>	<b>15/17</b>	<b>9/16</b>	<b>0/0</b>
<b>Opponents</b>	<b>0/0</b>	<b>7/7</b>	<b>8/9</b>	<b>6/8</b>	<b>0/4</b>

**Franklin:** (25G, 38G, 39G, 49G) (49n, 45G, 42G) (26G, 36n) (42n, 34G, 37G) (21G, 31G) (45n, 26G) (47n, 31G, 36G) (31G 47n, 27G, 26G) (31G, 32G, 32G, 33G) (38G, 31G, 24G) (42G, 45G, 19G) (37G, 47G) (49n) (44n) (41G) (47G, 44G, 39n).

**Opponents:** (25G, 57n) (33G, 47G) (33G) (44G, 34G) (55n) (47G) (1) (53n, 26G) (41G, 36n, 53n) (1) (42n) (28G, 33G, 34G, 48G) (28G, 38G) (24G, 44n) (20G, 31G, 36G) (42G, 21G).

**Starters: Offense:** WR Stanley Morgan (16); LT Brian Holloway (15), Steve Moore (1); LG Paul Fairchild (15), Trevor Matich (1); C Pete Brock (16); RG Ron Wooten (16); RT Steve Moore (10), Darryl Haley (6); TE Greg Hawthorne (10), Greg Baty (6); WR Irving Fryar (13), Stephen Starring (3); QB Tony Eason (15), Steve Grogan (1); RB Tony Collins (15), Craig James (1); FB C. James (1), Mosi Tatupu (5); 2nd TE G. Baty (1).

**Defense:** LE Brent Williams (16); NT Toby Williams (15), Dennis Owens (1); RE Garin Veris (15), Ben Thomas (1); LOLB Andre Tippett (11), Lawrence McGrew (4), D. Owens (1); LILB Steve Nelson (12), Johnny Rembert (4); RILB L. McGrew (9), J. Rembert (5), Ed Reynolds (2); ROLB Don Blackmon (15), L. McGrew (1); LCB Ronnie Lippett (15), Ernest Gibson (1); RCB Raymond Clayborn (16); Roland James (15), Jim Bowman (1); FS Fred Marion (16).

**1986 Coaching Staff:** Dean Brittenham, Strength/Conditioning, Jim Carr, Defensive Backfield, Bobby Grier, Offensive Backfield, Ray Hamilton, Asst. Defensive Line, Rod Humenuik, Asst. Head Coach/Offensive Line, Harold Jackson, Receivers, Eddie Khayat, Defensive Line, John Polonchek, QBs/Special Asst. to Head Coach, Rod Rust, Defensive Coordinator, Dante Scarneccia, Special Teams/TE's, Don Shinnick, Linebackers, Les Steckel, Quarterbacks/Receivers.

**Pro Bowl (5):** CB Raymond Clayborn (3), K Tony Franklin (1), WR Stanley Morgan (3), Spt Mosi Tatupu (1), LB Andre Tippett (3).

PASSING	ATT	CMP	YARDS	CMP%	YDS/ATT	TD	TD%	INT	INT%	LG	SK/YDS	RATING
Eason	448	276	3328	61.6	7.43	19	4.2	10	2.2	49	43/336	89.2
Grogan	102	62	976	60.8	9.57	9	8.8	2	2.0	69t	4/31	113.8
C. James	4	1	10	25.0	2.50	1	25.0	1	25.0	10t	0/0	39.6
Ramsey	3	1	7	33.3	2.33	0	0.0	0	0.0	7	0/0	42.4
<b>Patriots</b>	<b>557</b>	<b>340</b>	<b>4321</b>	<b>61.0</b>	<b>7.76</b>	<b>29</b>	<b>5.2</b>	<b>13</b>	<b>2.3</b>	<b>69t</b>	<b>47/367</b>	<b>92.9</b>
<b>Opponents</b>	<b>473</b>	<b>255</b>	<b>3324</b>	<b>53.9</b>	<b>7.02</b>	<b>15</b>	<b>3.2</b>	<b>21</b>	<b>4.4</b>	<b>67t</b>	<b>48/346</b>	<b>68.4</b>



# 1987 FINAL STATISTICS (8-7)

Head Coach: Raymond Berry • Tied for Second in AFC East • Home Stadium: Sullivan Stadium

DATE	W/L SCORE	OPPONENT	ATTENDANCE
9/13	W 28-21	Miami	54,642
9/21	L 24-43	at N.Y. Jets	70,847
9/27	Cancelled	Strike at Washington	
10/04	L 10-20	Cleveland	14,830
10/11	W 14-7	Buffalo	11,878
10/18	W 21-7	at Houston	26,294
10/25	L 16-30	at Indianapolis	48,850
11/01	W 26-23	L.A. Raiders	60,664
11/08	L 10-17	at N.Y. Giants	73,817
11/15	L 17-23	Dallas OT	60,567
11/22	W 24-0	Indianapolis	56,906
11/29	L 31-34	Philadelphia OT	54,198
12/06	L 20-31	at Denver	75,794
12/13	W 42-20	N.Y. Jets	60,617
12/20	W 13-7	at Buffalo	74,945
12/28	W 24-10	at Miami	61,192

## Team Statistics

	PATS	OPP
<b>TOTAL FIRST DOWNS</b>	<b>266</b>	<b>293</b>
By Rushing	84	112
By Passing	158	159
By Penalty	24	22
Third Down: Md/Att.	81/219	84/228
Third Down: Eff.	36.9	36.8
Fourth Down: Md/Att.	9/14	11/23
Fourth Down: Eff.	64.2	47.8
<b>TOTAL NET YARDS</b>	<b>4454</b>	<b>4877</b>
Avg. per Game	296.9	325.1
Total Offensive Plays	996	1053
Avg. per Play	4.5	4.6
<b>NET YARDS RUSHING</b>	<b>1771</b>	<b>1778</b>
Total Rushing Plays	513	490
Avg. per Rush	3.5	3.6
Avg. per Game	118.1	118.5
<b>NET YARDS PASSING</b>	<b>2683</b>	<b>3099</b>
Avg. per Game	178.9	206.6
Sacked/Yards Lost	33/246	43/339
Gross Yards Passing	2929	3438
Att./Completions	440/236	520/273
Completion Pct.	53.6	52.5
Had Intercepted	18	21
<b>PUNTS/AVERAGE</b>	<b>89/37.6</b>	<b>77/38.1</b>
<b>NET PUNTING AVG.</b>	<b>30.5</b>	<b>33.8</b>
<b>PENALTIES/YARDS</b>	<b>64/506</b>	<b>110/846</b>
<b>FUMBLES/BALLS LOST</b>	<b>36/13</b>	<b>42/21</b>
<b>TOUCHDOWNS</b>	<b>39</b>	<b>34</b>
Rushing	12	13
Passing	22	17
Returns	5	4
<b>Score by Periods</b>	<b>1 2 3 4 OT</b>	<b>1 2 3 4 OT</b>
Patriots	76 111 72 61 0	320 320
Opponents	39 68 71 106 9	293 293
<b>SCORING</b>	<b>Td Ru Pa</b>	<b>Rt PAT FG S TP</b>
Franklin	0 0 0	0 37/38 15/26 0 82
Collins	6 3 3	0 0 0 0 36
Fryar	5 0 5	0 0 0 0 18
Dupard	3 3 0	0 0 0 0 18
Jones	3 0 3	0 0 0 0 18
Morgan	3 0 3	0 0 0 0 18
Starring	3 0 3	0 0 0 0 18
Baty	3 0 2	0 0 0 0 12
Grogan	2 2 0	0 0 0 0 12
Linne	2 0 2	0 0 0 0 12
Lippett	2 0 2	0 0 0 0 12
Scott	2 0 1	0 0 0 0 12
Bleier	1 1 0	0 0 0 0 6
Clayborn	1 0 0	0 0 0 0 6
LeBlanc	1 1 0	0 0 0 0 6
Ramsey	1 1 0	0 0 0 0 6
Tippett	1 0 0	0 0 0 0 6
Woods	1 1 0	0 0 0 0 6
Schubert	0 0 0	0 1/1 1/2 0 4
Patriots	39 12 2	5 38/39 16/28 0 320
Opponents	34 13 17	4 33/33 18/27 1 293

RUSHING	NO	YDS	AVG	LG	TD
Collins	147	474	3.2	19	3
Dupard	94	318	3.4	49	3
Tatupu	79	248	3.1	19	0
Perryman	41	187	4.6	48	0
LeBlanc	49	170	3.5	42	1
Ramsey	13	75	5.8	19	1
Fryar	9	52	5.8	16	0
Hansen	16	44	2.8	7	0
Davis	9	43	4.8	27	0
Flutie	6	43	7.2	13	0
Grogan	20	37	1.9	8	2
Eason	3	25	8.3	13	0
C. McSwain	9	22	2.6	9	0
Woods	4	20	5.0	13	1
Starring	2	13	6.5	10	0
C. James	4	10	2.5	5	0
Camarillo	1	0	0.0	0	0
Bleier	5	-5	-1.0	11	1
Whitten	2	-6	-3.0	-2	0
<b>Patriots</b>	<b>513</b>	<b>1771</b>	<b>3.5</b>	<b>49</b>	<b>12</b>
<b>Opponents</b>	<b>490</b>	<b>1778</b>	<b>3.6</b>	<b>60</b>	<b>13</b>

RECEIVING	NO	YDS	AVG	LG	TD
Collins	44	347	7.9	29	3
Morgan	40	672	16.8	45	3
Fryar	31	467	15.1	40	5
Jones	25	388	15.5	29	3
Starring	17	289	17.0	34	0
Baty	15	138	9.2	22	2
Tatupu	15	136	9.1	23	0
Dawson	12	81	6.8	14	0
Linne	11	158	14.4	30	2
Scott	5	35	7.0	15	1
Coffey	3	66	22.0	35	0
Gadbois	3	51	17.0	20	0
D. Williams	3	30	10.0	12	0
Perryman	3	13	4.3	7	0
Dupard	3	1	0.3	2	0
Frain	2	22	11.0	11	0
LeBlanc	2	3	1.5	3	0
Hansen	1	22	22.0	22	0
Pickering	1	10	10.0	10	0
<b>Patriots</b>	<b>236</b>	<b>2929</b>	<b>12.4</b>	<b>45</b>	<b>22</b>
<b>Opponents</b>	<b>273</b>	<b>3438</b>	<b>12.6</b>	<b>61</b>	<b>17</b>

INTERCEPTIONS	NO	YDS	AVG	LG	TD
Marion	4	53	13.3	25	0
Lippett	3	103	34.3	45	2
Clayborn	2	24	12.0	24	0
E. Gibson	2	17	8.5	17	0
Bowman	2	3	1.5	3	0
E. Williams	1	51	51.0	51	0
R. James	1	27	27.0	27	0
M. McSwain	1	17	17.0	17	0
Shegog	1	7	7.0	7	0
Holmes	1	4	4.0	4	0
Rembert	1	1	1.0	1	0
P. Williams	1	0	0.0	0	0
Peterson	1	0	0.0	0	0
<b>Patriots</b>	<b>21</b>	<b>307</b>	<b>14.6</b>	<b>51</b>	<b>2</b>
<b>Opponents</b>	<b>18</b>	<b>160</b>	<b>8.9</b>	<b>38</b>	<b>2</b>

PUNTING	NO	YDS	AVG	TB	IN20	LG	BLK
Camarillo	62	2489	40.1	8	14	73	1
Herline	25	861	34.3	4	1	50	1
<b>Patriots</b>	<b>89</b>	<b>3350</b>	<b>37.6</b>	<b>12</b>	<b>15</b>	<b>73</b>	<b>2</b>
<b>Opponents</b>	<b>77</b>	<b>2937</b>	<b>38.1</b>	<b>6</b>	<b>25</b>	<b>62</b>	<b>2</b>

PUNT RETURNS	NO	FC	YDS	AVG	LG	TD
Fryar	18	12	174	9.7	36	0
Linne	5	2	22	4.4	16	0
Marion	1	2	0	0.0	0	0
Starring	1	1	17	17.0	17	0
<b>Patriots</b>	<b>25</b>	<b>17</b>	<b>213</b>	<b>8.5</b>	<b>36</b>	<b>0</b>
<b>Opponents</b>	<b>41</b>	<b>11</b>	<b>397</b>	<b>9.7</b>	<b>34</b>	<b>0</b>

KICK RETURNS	NO	YDS	AVG	LG	TD
Starring	23	445	19.3	43	0
Fryar	6	119	19.8	31	0
Davis	5	134	26.8	43	0
Dupard	4	61	15.3	21	0
Perryman	3	43	14.3	16	0
LeBlanc	2	31	15.5	24	0
C. McSwain	2	32	16.0	24	0
Alexander	1	4	4.0	4	0
Collins	1	18	18.0	18	0
Hansen	1	14	14.0	14	0
<b>Patriots</b>	<b>48</b>	<b>901</b>	<b>18.8</b>	<b>43</b>	<b>0</b>
<b>Opponents</b>	<b>63</b>	<b>1130</b>	<b>17.9</b>	<b>60</b>	<b>0</b>

**Sacks:** Tippett 12.5, Veris 7.0, B. Williams 5.0, T. Williams 4.5, Rembert 2.0, Reynolds 2.0, Sims 1.5, Blackmon 1.0, Hodge 1.0, Lippett 1.0, Mangiero 1.0, McCabe 1.0, McGrew 1.0, Wichard 1.0, Wilburn 1.0, Bowman, 0.5, Team, 43.0, Opponents, 33.0.

FIELD GOALS	1-19	20-29	30-39	40-49	50+
Franklin	0/0	5/5	6/11	3/7	1/3
Schubert	0/0	1/1	0/0	0/1	0/0
<b>Patriots</b>	<b>0/0</b>	<b>6/6</b>	<b>6/11</b>	<b>3/8</b>	<b>1/3</b>
<b>Opponents</b>	<b>2/2</b>	<b>7/7</b>	<b>6/9</b>	<b>3/8</b>	<b>0/1</b>

**Franklin:** (39n.47n) (48n.32G) (-) (-) (52n) (38G.31G.49G) (50G.27G.25G. 29G) (50n.46G) (35n.41G) (37n.34G.37n) (43n.21G.31n.46n) (38G.27G) (-) (-) (31G). **Schubert:** (-) (-) (23G.40n).

**Opponents:** (-) (22G.34G) (28G.21G. 37n) (-) (48n.34n) (48G.38G.24G) (31G. 31G.39G.41N) (19G.41n) (20G) (46n) (19G.44n.39n.38G) (52n.24G) (24G.42G) (-) (47G).

**Starters: Offense:** WR Stanley Morgan (9), Cedric Jones (3), Wayne Coffey (3); LT Danny Villa (7), Steve Moore (4), George Colton (3), Art Plunkett (1); LG Sean Farrell (15), Paul Fairchild (1); C Guy Morris (7), Trevor Matic (4), Pete Brock (3), P. Fairchild (1); RG Ron Wooten (13), Eric Stokes (1), Darren Twombly (1); RT Bruce Armstrong (12), Greg Robinson (3); TE Lin Dawson (11), Todd Frain (2), Willie Scott (1); WR Irving Fryar (11), Larry Linne (3), C. Jones (1); QB Steve Grogan (6), Tony Eason (3), Tom Ramsey (3), Bob Bleier (2), Doug Flutie (1); RB Tony Collins (11) Reggie Dupard (2), Matt LeBlanc (2); FB Mosti Tatupu (9), Bruce Hansen (2), R. Dupard (1), Chuck McSwain (1), Bob Perryman (1), 3rd WR I. Fryar (1), Stephen Starring (1).

**Defense:** LE Kenneth Sims (8), Brent Williams (4), Benton Reed (3); NT Toby Williams (12), John Guzik (2), Tom Porell (1); RE Garin Veris (12), Steve Wilburn (3); LQB Andre Tippett (13), Mel Black (2); LILB Steve Nelson (11), Jerry McCabe (3), Johnny Rembert (1); RILB Lawrence McGrew (12), Greg Moore (3), Ed Reynolds (1); ROLB Ed Williams (7), Don Blackmon (4), Rogers Alexander (2), L. McGrew (1), Randy Sealy (1); LCB Ronnie Lippett (12), Joe Peterson (3); RCB Raymond Clayborn (9), Ernest Gibson (5), Fred Marion (1); SS Jim Bowman (8), Roland James (4), Ron Shegog (3); FS F. Marion (11), Darryl Holmes (3), R. Clayborn (1).

**1987 Coaching Staff:** Dean Brittenham, Strength/Conditioning, Jim Carr, Defensive Backfield, Bobby Grier, Offensive Backfield, Ray Hamilton, Asst. Defensive Line, Rod Humenuik, Asst. Head Coach/Offensive Line, Harold Jackson, Receivers, Eddie Khayat, Defensive Line, John Polonchec, QBs/Special Asst. to Head Coach, Rod Rust, Defensive Coordinator, Dante Scarnecchia, Special Teams/TEs, Don Shinnick, Linebackers, Les Steakel, Quarterbacks/Receivers.

**Pro Bowl (2):** WR Stanley Morgan (4), LB Andre Tippett (4).

RESULTS

# 1988 FINAL STATISTICS (9-7)

Head Coach: Raymond Berry • Tied for Second in AFC East • Home Stadium: Sullivan Stadium

DATE	W/L SCORE	OPPONENT	ATTENDANCE
9/04	W 28-3	N.Y. Jets	44,027
9/11	L 6-36	at Minnesota	55,545
9/18	L 14-16	Buffalo	55,945
9/25	L 6-31	at Houston	38,466
10/02	W 21-17	Indianapolis	58,050
10/09	L 3-45	at Green Bay	51,932
10/16	W 27-21	Cincinnati	59,969
10/23	L 20-23	at Buffalo	76,824
10/30	W 30-7	Chicago	60,821
11/06	W 21-10	Miami	60,840
11/13	W 14-13	at N.Y. Jets	48,358
11/20	W 6-3	at Miami	53,526
11/27	L 21-24	at Indianapolis	58,157
12/04	W 13-7	Seattle	59,068
12/11	W 10-7	Tampa Bay OT	39,889
12/17	L 10-21	at Denver	70,910

\*-At Milwaukee

RUSHING		NO	YDS	AVG	LG	TD	KICK RETURNS		NO	YDS	AVG	LG	TD
Stephens		297	1168	3.9	52	4	Martin		31	735	23.7	95t	1
Perryman		146	448	3.1	16	6	Allen		18	391	21.7	30	0
Flutie		38	179	4.7	16	1	Davis		6	106	17.7	24	0
Dupard		52	151	2.9	15	2	Fryar		1	3	3.0	3	0
Tatupu		22	75	3.4	22	2	Tatupu		1	13	13.0	13	0
Allen		7	40	5.7	12	0	<b>Patriots</b>		<b>57</b>	<b>1248</b>	<b>21.9</b>	<b>95t</b>	<b>1</b>
Eason		5	18	3.6	10	0	<b>Opponents</b>		<b>45</b>	<b>888</b>	<b>19.7</b>	<b>51</b>	<b>0</b>
C. James		4	15	3.8	8t	1	<b>Sacks:</b> B.Williams 8.0, Tippett 7.0, Jordan 3.0, Rembert 3.0, Goad 2.0, McGrew 2.0, Veris 2.0, Hodge 1.0, Team 1.0. Patriots 29.0, Opponents 23.0.						
Fryar		6	12	2.0	6	1	<b>FIELD GOALS</b> 1-19 20-29 30-39 40-49 50+						
Grogan		6	12	2.0	6	1	Staurovsky		0/0	3/4	4/5	0/2	0/0
Ramsey		3	8	2.7	9	0	Garcia		0/0	2/3	1/3	2/5	1/2
Feagles		1	0	0.0	0	0	<b>Patriots</b>		<b>0/0</b>	<b>5/7</b>	<b>5/8</b>	<b>2/7</b>	<b>1/2</b>
Morgan		1	-6	-6.0	-6	0	<b>Opponents</b>		<b>0/0</b>	<b>6/7</b>	<b>5/5</b>	<b>5/11</b>	<b>1/3</b>
<b>Patriots</b>		<b>588</b>	<b>2120</b>	<b>3.6</b>	<b>52</b>	<b>17</b>							
<b>Opponents</b>		<b>496</b>	<b>2099</b>	<b>4.2</b>	<b>36</b>	<b>20</b>							

## Team Statistics

	PATS	OPP
<b>TOTAL FIRST DOWNS</b>	<b>264</b>	<b>272</b>
By Rushing	126	119
By Passing	112	138
By Penalty	26	15
Third Down: Md/Att.	79/219	58/199
Third Down: Eff.	36.1	29.1
Fourth Down: Md/Att.	9/14	9/18
Fourth Down: Eff.	64.2	50.0
<b>TOTAL NET YARDS</b>	<b>4293</b>	<b>4681</b>
Per Game	268.3	292.6
Total Offensive Plays	1000	961
Avg. per Play	4.3	4.9
<b>NET YARDS RUSHING</b>	<b>2120</b>	<b>2099</b>
Total Rushing Plays	588	496
Avg. per Rush	3.6	4.2
Avg. per Game	132.5	131.2
<b>NET YARDS PASSING</b>	<b>2173</b>	<b>2582</b>
Avg. per Game	135.8	161.4
Sacked/Yards Lost	23/160	29/219
Gross Yards Passing	2333	2801
Att./Completions	389/199	436/234
Completion Pct.	51.2	53.7
Had Intercepted	28	20
<b>PUNTS/AVERAGE</b>	<b>91/38.3</b>	<b>86/42.2</b>
<b>NET PUNTING AVG.</b>	<b>34.1</b>	<b>35.5</b>
<b>PENALTIES/YARDS</b>	<b>87/665</b>	<b>108/858</b>
<b>FUMBLES/BALLS LOST</b>	<b>19/10</b>	<b>29/15</b>
<b>TOUCHDOWNS</b>	<b>31</b>	<b>33</b>
Rushing	17	20
Passing	12	13
Returns	2	0
<b>Score by Periods</b>	<b>1 2 3 4 OT Total</b>	<b>0 1 2 3 4 OT Total</b>
<b>Patriots</b>	<b>49 87 50 61 3 250</b>	<b>48 77 57 102 0 284</b>
<b>Opponents</b>	<b>48 77 57 102 0 284</b>	<b>49 87 50 61 3 250</b>

RECEIVING		NO	YDS	AVG	LG	TD	INTERCEPTIONS		NO	YDS	AVG	LG	TD
Dupard		34	232	6.8	15	0	Clayborn		4	65	16.3	31	0
Fryar		33	490	14.8	80t	5	Marion		4	47	11.8	22	0
Morgan		31	502	16.2	32	4	R. James		4	30	7.5	22	0
Jones		22	313	14.2	41t	1	McSwain		5	21	25.5	42	0
Perryman		17	134	7.9	18	0	Rembert		2	10	5.0	6	0
C. James		14	171	12.2	32	0	Jordan		1	31	31.0	31	0
Stephens		14	98	7.0	17	0	McGrew		1	6	6.0	6	0
Francis		11	161	14.6	51	0	Lippitt		1	4	4.0	4	0
Dawson		8	106	13.3	38	2	Bowman		1	0	0.0	0	0
Tatupu		8	58	7.3	17	0	<b>Patriots</b>		<b>20</b>	<b>244</b>	<b>12.2</b>	<b>42</b>	<b>0</b>
Martin		4	51	12.8	21	0	<b>Opponents</b>		<b>28</b>	<b>286</b>	<b>10.2</b>	<b>40</b>	<b>0</b>
Scott		1	8	8.0	8	0							
Johnson		1	5	5.0	5	0							
Farrell		1	4	4.0	4	0							
<b>Patriots</b>		<b>199</b>	<b>2333</b>	<b>11.7</b>	<b>80t</b>	<b>12</b>							
<b>Opponents</b>		<b>234</b>	<b>2801</b>	<b>12.0</b>	<b>51t</b>	<b>13</b>							

**Garcia:** (47wl,39G,24G,47G) (50G,23G) (-) (-) (31wl) (43G,42wl) (43wr) (25wl, 52wl,39B). **Staurovsky:** (35G) (-) (-) (22G,34G) (43wl,27wl) (34G,22G) (36s, 27G) (32G, 40wl). **Opponents:** (29G) (39G,24G) (38G, 44G,41G) (46wl,46wr,49G) (20G) (25G, 43wl) (-) (30G,35G,33G) (-) (51G) (47G, 48G) (27G,54wl,50wr,23wl) (28G) (47wr, 41wr) (40s) (-). **Starters: Offense:** WR Stanley Morgan (14), Cedric Jones (1); LT Danny Villa (14), Trevor Matich (2); LG Sean Farrell (15), Paul Fairchild (1); C Mike Baab (12), T. Matich (4); RG Ron Wooten (15), P. Fairchild (1); RT Bruce Armstrong (16); TE Russ Francis (8), Lin Dawson (6), Steve Johnson (1), Willie Scott (1); WR Irving Fryar (14), C. Jones (1); QB Doug Flutie (9), Steve Grogan (4), Tony Eason (2), Tom Ramsey (1); RB John Stephens (14), Reggie Dupard (2); FB Rob Perryman (16); 2nd TE Steve Johnson (2). **Defense:** LE Brent Williams (14), Milford Hodge (1), Kenneth Sims (1); NT Tim Goad (14), B. Williams (2); RE Garin Veris (9), M. Hodge (6), Edmund Nelson (1); LOLB Andre Tippett (11), Tim Jordan (5); LILB Ed Reynolds (14), Vincent Brown (2); RILB Johnny Rembert (15), V. Brown (1); ROLB Lawrence McGrew (15), Tim Jordan (1); LCB Ronnie Lippitt (15), Rod McSwain (1); Raymond Clayborn (16); SS Roland James (15), Jim Bowman (1); FS Fred Marion (16).

PASSING	TD	Ru	Pa	Rt	PAT	FG	S	TP
Perryman	6	6	0	0	0	0	0	36
Staurovsky	0	0	0	0	14/15	7/11	0	35
Fryar	5	0	5	0	0	0	0	30
Stephens	5	4	0	1	0	0	0	30
Garcia	0	0	0	0	11/16	6/13	0	29
Morgan	4	0	4	0	0	0	0	24
Dawson	2	0	2	0	0	0	0	12
Dupard	2	2	0	0	0	0	0	12
Tatupu	2	2	0	0	0	0	0	12
Flutie	1	1	0	0	0	0	0	6
Grogan	1	1	0	0	0	0	0	6
C. James	1	1	0	0	0	0	0	6
Jones	1	0	0	0	0	0	0	6
Martin	1	0	0	1	0	0	0	6
<b>Patriots</b>	<b>31</b>	<b>17</b>	<b>12</b>	<b>2</b>	<b>25/31</b>	<b>13/24</b>	<b>0</b>	<b>250</b>
<b>Opponents</b>	<b>33</b>	<b>20</b>	<b>13</b>	<b>0</b>	<b>33/33</b>	<b>17/26</b>	<b>1</b>	<b>284</b>

PUNTING	NO	YDS	AVG	TB	IN20	LG	BLK
Feagles	91	3482	38.3	8	24	74	0
<b>Patriots</b>	<b>91</b>	<b>3482</b>	<b>38.3</b>	<b>8</b>	<b>24</b>	<b>74</b>	<b>0</b>
<b>Opponents</b>	<b>86</b>	<b>3633</b>	<b>42.2</b>	<b>9</b>	<b>19</b>	<b>70</b>	<b>0</b>

**1988 Coaching Staff:** Don Blackmon, Staff Assistant, Jim Carr, Defensive Backfield, Bobby Grier, Offensive Backfield, Ray Hamilton, Asst. Defensive Line, Rod Humenuik, Asst. Head Coach/Offensive Line, Harold Jackson, Receivers, Eddie Khayat, Defensive Line, Guy Morris, Asst. Offensive Line, John Polonchek, QBs/Special Asst. to Head Coach, Dante Scarneccchia, Special Teams/TE's, Don Shinnick, Linebackers, Jerry Simmons, Strength/Conditioning, Les Steckel, Quarterbacks/Receivers.

PASSING	ATT	CMP	YARDS	CMP%	YDS/ATT	TD	TD%	INT	INT%	LG	SK/YDS	RATING
Flutie	179	92	1150	51.4	6.42	8	4.5	10	5.6	80t	11/65	63.3
Grogan	140	67	834	47.9	5.95	4	2.9	13	9.3	41t	8/77	37.6
Eason	43	28	249	65.1	5.79	0	0.0	2	4.7	26	2/12	61.1
Ramsey	27	12	100	44.4	3.70	0	0.0	3	11.1	23	2/6	15.0
<b>Patriots</b>	<b>389</b>	<b>199</b>	<b>2333</b>	<b>51.2</b>	<b>5.99</b>	<b>12</b>	<b>3.1</b>	<b>28</b>	<b>7.2</b>	<b>80t</b>	<b>23/160</b>	<b>50.0</b>
<b>Opponents</b>	<b>436</b>	<b>234</b>	<b>2801</b>	<b>53.7</b>	<b>6.42</b>	<b>13</b>	<b>2.9</b>	<b>20</b>	<b>4.6</b>	<b>51t</b>	<b>29/219</b>	<b>64.4</b>

**Pro Bowl (3):** RB John Stephens (1), LB Andre Tippett (5), LB Johnny Rembert (1).

RESULTS

# 1989 FINAL STATISTICS (5-11)

Head Coach: Raymond Berry • Fourth in AFC East • Home Stadium: Sullivan Stadium

DATE	W/L	SCORE	OPPONENT	ATTENDANCE
9/10	W	27-24	at N.Y. Jets	64,541
9/17	L	10-24	Miami	57,043
9/24	L	3-24	Seattle	48,025
10/01	L	10-31	at Buffalo	78,921
10/08	W	23-13	Houston	59,828
10/15	L	15-16	at Atlanta	39,697
10/22	L	20-37	at San Francisco	70,000
10/29	W	23-20	at Indianapolis OT	59,356
11/05	L	26-27	N.Y. Jets	53,366
11/12	L	24-28	New Orleans	47,680
11/19	W	33-24	Buffalo	49,663
12/06	L	21-24	at L.A. Raiders	38,747
12/03	W	22-16	Indianapolis	32,234
12/10	L	10-31	Miami	55,913
12/17	L	10-28	Pittsburgh	26,594
12/24	L	20-24	L.A. Rams	37,940

## Team Statistics

	PATS	OPP						
<b>TOTAL FIRST DOWNS</b>	<b>335</b>	<b>297</b>						
By Rushing	114	110						
By Passing	87	176						
By Penalty	34	11						
Third Down: Md/Att.	92/240	72/199						
Third Down: Eff.	38.3	36.2						
Fourth Down: Md/Att.	10/29	5/13						
Fourth Down: Eff.	34.5	41.7						
<b>TOTAL NET YARDS</b>	<b>5456</b>	<b>5644</b>						
Avg. per Game	341.0	352.8						
Total Offensive Plays	1129	975						
Avg. per Play	4.8	5.8						
<b>NET YARDS RUSHING</b>	<b>1749</b>	<b>1978</b>						
Total Rushing Plays	485	495						
Avg. per Rush	3.6	4.0						
Avg. per Game	109.3	123.6						
<b>NET YARDS PASSING</b>	<b>3707</b>	<b>3666</b>						
Avg. per Game	231.7	229.1						
Sacked/Yards Lost	34/265	31/239						
Gross Yards Passing	3972	3905						
Att./Completions	610/302	449/259						
Completion Pct.	49.5	57.7						
Had Intercepted	27	16						
<b>PUNTS/AVERAGE</b>	<b>64/37.4</b>	<b>81/42.1</b>						
<b>NET PUNTING AVG.</b>	<b>31.3</b>	<b>35.2</b>						
<b>PENALTIES/YARDS</b>	<b>63/509</b>	<b>111/954</b>						
<b>FUMBLES/BALLS LOST</b>	<b>26/12</b>	<b>22/12</b>						
<b>TOUCHDOWNS</b>	<b>30</b>	<b>48</b>						
Rushing	12	19						
Passing	17	27						
Returns	1	2						
<b>Score by Periods</b>	<b>1 2 3 4 OT</b>	<b>Total</b>						
Patriots	47 66 71 110 3	297						
Opponents	82 144 58 107 0	391						
<b>SCORING</b>	<b>TD</b>	<b>Ru</b>	<b>Pa</b>	<b>Rt</b>	<b>PAT</b>	<b>FG</b>	<b>S</b>	<b>TP</b>
Davis	0	0	0	13/16	16/23	0	61	
Stavrovsky	0	0	0	14/14	14/17	0	56	
Stephens	7	7	0	0	0	0	42	
C. Jones	6	0	6	0	0	0	36	
Dykes	5	0	5	0	0	0	30	
Fryar	3	0	3	0	0	0	18	
Morgan	3	0	3	0	0	0	18	
Perryman	2	2	0	0	0	0	12	
Allen	1	1	0	0	0	0	6	
Dupard	1	1	0	0	0	0	6	
Egu	1	1	0	0	0	0	6	
Hurst	1	0	0	1	0	0	6	
<b>Patriots</b>	<b>30</b>	<b>12</b>	<b>17</b>	<b>1</b>	<b>27/30</b>	<b>30/40</b>	<b>0</b>	<b>297</b>
<b>Opponents</b>	<b>48</b>	<b>19</b>	<b>27</b>	<b>2</b>	<b>46/48</b>	<b>19/26</b>	<b>0</b>	<b>391</b>

RUSHING	NO	YDS	AVG	LG	TD
Stephens	244	833	3.4	35t	7
Perryman	150	562	3.7	18	2
Flutie	16	87	5.4	22	0
Dupard	25	63	2.5	10	1
Allen	11	51	4.6	18	1
Wilson	7	42	6.0	11	0
Tatupu	11	38	3.5	20	0
Egu	3	20	6.7	15t	1
Martin	2	20	10.0	13	0
Grogan	9	19	2.1	7	0
Fryar	2	15	7.5	11	0
C. Jones	1	3	3.0	3	0
Eason	2	-2	-1.0	0	0
Wilson	2	-2	-1.0	0	0
<b>Patriots</b>	<b>485</b>	<b>1749</b>	<b>3.6</b>	<b>35t</b>	<b>12</b>
<b>Opponents</b>	<b>495</b>	<b>1978</b>	<b>4.0</b>	<b>58t</b>	<b>19</b>

RECEIVING	NO	YDS	AVG	LG	TD
Sievers	54	615	11.4	46	0
Dykes	49	795	16.2	42	5
C. Jones	48	670	14.0	65t	6
Fryar	29	537	18.5	52	3
Perryman	29	195	6.7	16	0
Morgan	28	486	17.4	55t	3
Stephens	21	207	9.9	37	0
Martin	13	229	17.6	37	0
Dawson	12	101	8.4	17	0
Tatupu	10	54	5.4	11	0
Dupard	6	70	11.7	45	0
Cook	3	13	4.3	5	0
<b>Patriots</b>	<b>302</b>	<b>3972</b>	<b>13.2</b>	<b>65t</b>	<b>17</b>
<b>Opponents</b>	<b>259</b>	<b>3905</b>	<b>15.1</b>	<b>74t</b>	<b>27</b>

INTERCEPTIONS	NO	YDS	AVG	LG	TD
Hurst	5	31	6.2	16t	1
James	2	50	25.0	28	0
Marion	2	19	9.5	18	0
McSwain	1	18	18.0	18	0
Feggins	1	4	4.0	4	0
Clayborn	1	1	1.0	1	0
Clayborn	1	0	0.0	0	0
Rembert	1	0	0.0	0	0
Brown	1	-1	-1.0	-1	0
McGrew	1	-4	-4	-4	0
<b>Patriots</b>	<b>16</b>	<b>118</b>	<b>19.7</b>	<b>28</b>	<b>1</b>
<b>Opponents</b>	<b>27</b>	<b>338</b>	<b>12.5</b>	<b>55</b>	<b>2</b>

PUNTING	NO	YDS	AVG	NET	TB	INT20	LG	BLK
Feagles	63	2392	38.0	31.3	2	13	64	1
<b>Patriots</b>	<b>64</b>	<b>2392</b>	<b>37.4</b>	<b>31.3</b>	<b>2</b>	<b>13</b>	<b>64</b>	<b>1</b>
<b>Opponents</b>	<b>81</b>	<b>3413</b>	<b>42.1</b>	<b>35.2</b>	<b>9</b>	<b>15</b>	<b>76</b>	<b>0</b>

PUNT RETURNS	NO	FC	YDS	AVG	LG	TD
Martin	19	2	164	8.6	28	0
Tucker	13	1	102	7.8	25	0
Fryar	12	1	107	8.9	20	0
Hurst	1	0	6	6.0	6	0
Taylor	0	2	0	0.0	0	0
<b>Patriots</b>	<b>45</b>	<b>6</b>	<b>379</b>	<b>8.4</b>	<b>28</b>	<b>0</b>
<b>Opponents</b>	<b>38</b>	<b>6</b>	<b>346</b>	<b>9.1</b>	<b>17</b>	<b>0</b>

KICK RETURNS	NO	YDS	AVG	LG	TD
Martin	24	584	24.3	38	0
Tucker	13	270	20.8	37	0
Rice	11	242	22.0	46	0
Allen	6	124	20.7	29	0
Taylor	3	52	17.3	22	0
Wonsley	3	69	23.0	40	0
Egu	2	26	13.0	22	0
Hodge	2	19	9.5	11	0
Timpson	2	13	6.5	13	0
Fryar	1	47	47.0	47	0
Rehder	1	14	14.0	14	0
Tatupu	1	2	2.0	2	0
<b>Patriots</b>	<b>69</b>	<b>1462</b>	<b>21.2</b>	<b>47</b>	<b>0</b>
<b>Opponents</b>	<b>61</b>	<b>1199</b>	<b>19.7</b>	<b>60</b>	<b>0</b>

**Sacks:** B. Williams 8.0, Jeter 7.0, McGrew 4.5, Brown 4.0, Sims 3.0, Rembert 2.5, Goad 1.0, Team 1.0. Patriots 31.0, Opponents 34.0.

Field Goals	1-19	20-29	30-39	40-49	50+
Davis	0/0	3/3	6/9	5/9	2/2
Stavrovsky	0/0	4/4	5/7	4/5	1/1
<b>Patriots</b>	<b>0/0</b>	<b>7/7</b>	<b>11/16</b>	<b>9/14</b>	<b>3/3</b>
<b>Opponents</b>	<b>3/3</b>	<b>6/7</b>	<b>8/10</b>	<b>2/4</b>	<b>0/2</b>

**Davis:** (-) (40wr,28G) (35G) (35G,37w) (30G, 45s,34G,43G) (52G,32G,32G) (49G,21G) (47G, 38wr,48G,46wr,51G) (47G,43wr,26G, 39s).  
**Stavrovsky:** (44G) (34G,24G,34G, 38G) (-) (40wr,44G,37G,34s, 24G,50G,23G) (36G) (20G, 37ng) (44G,48G).

**Opponents:** (40G) (31G) (23G) (36G) (46G, 22G) (30G,30G,40wr,22G) (33b, 23G,45b) (32G, 39G) (18G,23G) (-) (24wr,31G) (45w, 32G) (18) (23) (-) (19G, 50s,50w1).

**Starters: Defense:** WR Stanley Morgan (10), Hart Lee Dykes (6); LT Danny Villa (13), David Viane (3); LG Sean Farrell (15), D. Villa (1); C Mike Baab (16); RG Paul Fairchild (15), D. Villa (1); RT Bruce Armstrong (16); TE Lin Dawson (13), Eric Sievers (3); WR Cedric Jones (11), Irving Fryar (4), Sammy Martin (1); QB Steve Grogan (6), Tony Eason (3), Marc Wilson (3), Doug Flutie (3); RB John Stephens (12), Reggie Dupard (1); FB Robert Perryman (14); 3rd WR I. Fryar (1), C. Jones (1); 2nd TE E. Sievers (2).  
**Defense:** LE Ken Sims (15), Milford Hodge (1); NT Tim Goad (16); RE Brent Williams (16); LOLB Johnny Rembert (8), Jim Jordan (4); Vincent Brown (2), Bruce Scholtz (2); LILB Ed Reynolds (16) RILB V. Brown (8), J. Rembert (8); ROLB Lawrence McGrew (16); LCB Maurice Hurst (14), Rod McSwain (2); RCB Raymond Clayborn (14), R. McSwain (2); SS Roland James (14), Jim Bowman (2); FS Fred Marion (16).

**1989 Coaching Staff:** Don Blackmon, Linebackers, Jim Carr, Defensive Backfield, Bobby Grier, Offensive Backfield, Ray Hamilton, Asst. Defensive Line, Harold Jackson, Receivers, Eddie Khayat, Defensive Line, Guy Morris, Asst. Offensive Line, John Polonchek, QBs/Special Asst. to Head Coach, Keith Rowan, Special Teams, Don Shinnick, Linebackers, Jerry Simmons, Strength/Conditioning, Richard Wood, Receivers.

**Pro Bowl (1):** LB Johnny Rembert (2).

PASSING	ATT	CMP	YARDS	CMP%	YDS/ATT	TD	TD%	INT	INT%	LG	SK/YDS	RATING
Grogan	261	133	1697	51.0	6.50	9	3.4	14	5.4	55t	8/64	60.8
Wilson	150	75	1006	50.0	6.71	3	2.0	5	3.3	65t	10/71	64.5
Eason	105	57	761	54.3	7.25	3	2.9	4	3.8	45	10/78	71.2
Flutie	91	36	493	39.6	5.42	2	2.2	4	4.4	36	6/52	46.6
Feagles	2	0	0	0.0	0.0	0	0.0	0	0.0	0	0/0	39.6
Tatupu	1	1	15	100.0	15.00	0	0.0	0	0.0	15	0/0	147.9
<b>Patriots</b>	<b>610</b>	<b>302</b>	<b>3972</b>	<b>49.5</b>	<b>6.51</b>	<b>17</b>	<b>2.8</b>	<b>27</b>	<b>4.4</b>	<b>65t</b>	<b>34/265</b>	<b>61.3</b>
<b>Opponents</b>	<b>449</b>	<b>259</b>	<b>3905</b>	<b>57.7</b>	<b>8.70</b>	<b>27</b>	<b>6.0</b>	<b>16</b>	<b>3.6</b>	<b>74t</b>	<b>31/239</b>	<b>91.6</b>

# 1990 FINAL STATISTICS (1-15)

Head Coach: Rod Rust • Fifth in AFC East • Home Stadium: Foxboro Stadium

DATE	W/L	SCORE	OPPONENT	ATTENDANCE
9/09	L	24-27	Miami	45,305
9/16	W	16-14	at Indianapolis	49,256
9/23	L	7-41	at Cincinnati	56,470
9/30	L	13-37	N.Y. Jets	36,724
10/07	L	20-33	Seattle	39,735
10/14			BYE WEEK	
10/18	L	10-17	at Miami	62,630
10/28	L	10-27	Buffalo	51,959
11/04	L	20-48	at Philadelphia	65,514
11/11	L	10-13	Indianapolis	28,924
11/18	L	0-14	at Buffalo	74,720
11/25	L	14-34	at Phoenix	30,110
12/02	L	7-37	Kansas City	26,280
12/09	L	3-24	at Pittsburgh	48,354
12/15	L	10-25	Washington	22,886
12/23	L	7-42	N.Y. Jets	30,250
12/30	L	10-13	N.Y. Giants	60,410

RUSHING	NO	YDS	AVG	LG	TD
Stephens	212	808	3.8	26	2
Allen	63	237	3.8	29	1
Adams	28	111	4.0	13	0
Perryman	32	97	3.0	13	1
Hodson	12	79	6.6	23	0
Tatupu	16	56	3.5	15	0
Overton	5	8	1.6	6	0
Wilson	5	7	1.4	6	0
Morris	2	4	2.0	3	0
Gannon	1	0	0.0	0	0
Hansen	1	0	0.0	0	0
Fryar	2	-4	-2.0	-1	0
Grogan	4	-5	-1.3	0	0
<b>Patriots</b>	<b>383</b>	<b>1398</b>	<b>3.7</b>	<b>29</b>	<b>4</b>
<b>Opponents</b>	<b>565</b>	<b>2676</b>	<b>4.7</b>	<b>80</b>	<b>29</b>

**Sacks:** Williams, B. 6.0, Tippett 3.5, Hobby 3.0, Singleton, 3.0, Agnew 2.5, Brown 2.5, Goad 2.5, McSwain 2.0, Veris 2.0, Williams, E. 2.0, Smith 1.5, Rembert 1.0, Reynolds 1.0, Gannon 0.5, Patriots 33.0, Opponents 58.0.

**FIELD GOALS** 1-19 20-29 30-39 40-49 50+  
 Staurovsky 1/1 3/3 3/3 8/11 1/4  
**Patriots** 1/1 3/3 3/3 8/11 1/4  
**Opponents** 4/4 6/6 9/10 6/7 2/4

**Staurovsky:** (42G,57s) (49w)39G, 27G, 25G (-) (46G, 40G) (53G,48G) (41G, 52ng) (32G) (39G,49ng,44G) (29G) (-) (-) (-) (49G) (42G) (50w) (19G,42w).

## Team Statistics

	PATS	OPP				
<b>TOTAL FIRST DOWNS</b>	<b>239</b>	<b>307</b>				
By Rushing	65	151				
By Passing	156	139				
By Penalty	18	17				
Third Down: Md/Att.	86/227	84/192				
Third Down: Eff.	37.9	43.8				
Fourth Down: Md/Att.	2/12	7/13				
Fourth Down: Eff.	16.7	53.8				
<b>POSSESSION AVG.</b>	<b>28:21</b>	<b>31:39</b>				
<b>TOTAL NET YARDS</b>	<b>4163</b>	<b>5697</b>				
Avg. per Game	260.2	356.1				
Total Offensive Plays	955	972				
Avg. per Play	4.4	5.9				
<b>NET YARDS RUSHING</b>	<b>1398</b>	<b>2676</b>				
Total Rushing Plays	383	565				
Avg. per Game	87.4	167.3				
<b>NET YARDS PASSING</b>	<b>2765</b>	<b>3021</b>				
Avg. per Game	172.8	188.8				
Sacked/Yards Lost	58/443	33/224				
Gross Yards Passing	3208	3245				
Att./Completions	514/274	374/218				
Completion Pct.	53.3	58.3				
Had Intercepted	20	14				
<b>PUNTS/AVERAGE</b>	<b>92/40.8</b>	<b>56/40.8</b>				
<b>NET PUNTING AVG.</b>	<b>33.6</b>	<b>36.6</b>				
<b>PENALTIES/YARDS</b>	<b>99/742</b>	<b>73/488</b>				
<b>FUMBLES/BALLS LOST</b>	<b>33/16</b>	<b>25/18</b>				
<b>TOUCHDOWNS</b>	<b>19</b>	<b>52</b>				
Rushing	4	29				
Passing	4	21				
Returns	1	2				
<b>Score by Periods</b>	<b>1</b>	<b>2</b>	<b>3</b>	<b>4</b>	<b>OT</b>	<b>Total</b>
<b>Patriots</b>	<b>30</b>	<b>81</b>	<b>30</b>	<b>40</b>	<b>0</b>	<b>181</b>
<b>Opponents</b>	<b>120</b>	<b>128</b>	<b>88</b>	<b>110</b>	<b>4</b>	<b>446</b>

RECEIVING	NO	YDS	AVG	LG	TD
Fryar	54	856	15.9	56	4
Cook	51	455	8.9	35	5
Dykes	34	549	16.1	35	2
Stephens	28	196	7.0	43	1
McMurtry	22	240	10.9	26	0
Jones	21	301	14.3	26	0
Adams	16	146	9.1	28	1
Perryman	15	88	5.9	15	0
Sievers	8	77	9.6	25	0
Mowatt	6	67	11.2	16	0
Allen	6	48	8.0	19	0
Timpson	5	91	18.2	42	0
Martin	4	65	16.3	19	1
Overton	2	19	9.5	15	0
Tatupu	2	10	5.0	6	0
<b>Patriots</b>	<b>274</b>	<b>3208</b>	<b>11.7</b>	<b>56</b>	<b>14</b>
<b>Opponents</b>	<b>218</b>	<b>3245</b>	<b>14.9</b>	<b>86</b>	<b>21</b>

**Opponents:** (31G,37G) (-) (46G,23G) (24G,18G,46G) (31G,19G,55wr) (47G) (35G,35G) (27G,34G) (54G,38G) (30w) (50ng,29G,50G) (19G,32G,45G) (42G) (19G,38G,26G) (-) (44G,41w,27G).

**Starters: Offense:** WR Irving Fryar (15), Cedric Jones (1); LT Bruce Armstrong (16); LG Chris Gambol (14), David Douglas (2); C Danny Villia (8), Gene Chilton (3), D. Douglas (3), Paul Fairchild (2); RG Damian Johnson (16); RT D. Villa (8), David Viane (4), Stan Clayton (3), C. Gambol (1); TE Marv Cook (16); WR Hart Lee Dykes (10), Greg McMurtry (5), C. Jones (1); QB Tommy Hodson (6), Marc Wilson (6), Steve Grogan (4); RB John Stephens (14), George Adams (1), Marvin Allen (1); FB Robert Perryman (7), G. Adams (6), M. Allen (2), 2nd TE Eric Sievers (1).

INTERCEPTIONS	NO	YDS	AVG	LG	TD
Lippett	4	94	23.5	73	0
Hurst	4	61	15.3	36	0
Marion	4	17	4.3	16	0
Rembert	2	22	11.0	11	0
<b>Patriots</b>	<b>14</b>	<b>194</b>	<b>13.9</b>	<b>73</b>	<b>0</b>
<b>Opponents</b>	<b>20</b>	<b>143</b>	<b>7.2</b>	<b>42</b>	<b>0</b>

**Defense:** LE Brent Williams (15), Marion Hobby (1); NT Tim Goad (16), RE Ray Agnew (9), M. Hobby (3), Garin Veris (2), Chris Gannon (2); LOLB Andre Tippett (7), Vincent Brown (6), Chris Singleton (1), Richard Tardits (1), Ed Williams (1); LILB Richard Harvey (8), Johnny Rembert (5), V. Brown (3); RILB E. Reynolds (12), V. Brown (2), B. Williams (1), M. Hobby (1); ROLB A. Tippett (6), V. Brown (3), C. Singleton (3), E. Williams (2), R. Harvey (1), Ila Jarostchuk (1); LCB Ronnie Lippett (16); RCB Maurice Hurst (16); Rod McSwain (12), Roland James (4); FS Fred Marion (16).

PUNTING	NO	YDS	AVG	NET	TB	IN20	LG	BLK
Hansen	90	3752	41.7	33.6	8	18	69	2
<b>Patriots</b>	<b>92</b>	<b>3752</b>	<b>40.8</b>	<b>33.6</b>	<b>8</b>	<b>18</b>	<b>69</b>	<b>2</b>
<b>Opponents</b>	<b>56</b>	<b>2282</b>	<b>40.8</b>	<b>36.6</b>	<b>5</b>	<b>17</b>	<b>70</b>	<b>1</b>

**1990 Coaching Staff:** Don Blackmon, Linebackers, Steve Crosby, Special Teams/Tight Ends, Bobby Grier, Offensive Backfield, Rod Humenuik, Offensive Line, Dale Lindsey, Defensive Line, Steve Nelson, Linebackers, John Polonchek, QBs/Special Asst. to Head Coach, Jimmy Raye, Offensive Coordinator/Quarterbacks, Jerry Simmons, Strength/Conditioning, Charlie Sumner, Defensive Coordinator/ Secondary, Richard Wood, Receivers.

PUNT RETURNS	NO	FC	YDS	AVG	LG	TD
Fryar	28	10	133	4.8	17	0
Martin	1	0	1	1.0	1	0
<b>Patriots</b>	<b>29</b>	<b>10</b>	<b>134</b>	<b>4.6</b>	<b>17</b>	<b>0</b>
<b>Opponents</b>	<b>50</b>	<b>13</b>	<b>503</b>	<b>10.1</b>	<b>34</b>	<b>0</b>

**Pro Bowl (1):** T Bruce Armstrong (1).

SCORING	TD	Ru	Pa	Rt	PAT	FG	S	TP
Staurovsky	0	0	0	0	19/19	16/22	0	67
Cook	5	0	0	0	0	0	0	30
Fryar	4	0	4	0	0	0	0	24
Stephens	3	2	1	0	0	0	0	18
Dykes	2	0	2	0	0	0	0	12
Adams	1	0	1	0	0	0	0	6
Allen	1	1	0	0	0	0	0	6
Martin	1	0	1	0	0	0	0	6
Perryman	1	1	0	0	0	0	0	6
B. Williams	1	0	0	1	0	0	0	6
<b>Patriots</b>	<b>19</b>	<b>4</b>	<b>14</b>	<b>1</b>	<b>19/19</b>	<b>16/22</b>	<b>0</b>	<b>181</b>
<b>Opponents</b>	<b>54</b>	<b>29</b>	<b>21</b>	<b>2</b>	<b>51/52</b>	<b>27/31</b>	<b>1</b>	<b>446</b>

KICK RETURNS	NO	YDS	AVG	LG	TD
Martin	25	515	20.6	38	0
Allen	11	168	15.3	34	0
Morris	11	202	18.4	22	0
Robinson	11	211	19.2	27	0
Overton	10	188	18.8	23	0
Timpson	3	62	20.7	26	0
PColeman	2	18	9.0	12	0
Jones	2	24	12.0	13	0
Adams	1	7	7.0	7	0
McSwain	1	0	0.0	0	0
<b>Patriots</b>	<b>77</b>	<b>1395</b>	<b>18.1</b>	<b>38</b>	<b>0</b>
<b>Opponents</b>	<b>38</b>	<b>665</b>	<b>17.5</b>	<b>38</b>	<b>0</b>

PASSING	ATT	CMP	YARDS	CMP%	YDS/ATT	TD	TD%	INT	INT%	LG	SK/YDS	RATING
Wilson	265	139	1625	52.5	6.13	6	2.3	11	4.2	36	29/228	61.6
Hodson	156	85	968	54.5	6.21	4	2.6	5	3.2	56	20/147	68.5
Grogan	92	50	615	54.3	6.68	4	4.3	3	3.3	48	9/68	76.1
Stephens	1	0	0	0.0	0.00	0	0.0	1	100.0	0	0/0	0.0
<b>Patriots</b>	<b>514</b>	<b>274</b>	<b>3208</b>	<b>53.3</b>	<b>6.24</b>	<b>14</b>	<b>2.7</b>	<b>20</b>	<b>3.9</b>	<b>56</b>	<b>58/443</b>	<b>65.4</b>
<b>Opponents</b>	<b>374</b>	<b>218</b>	<b>3245</b>	<b>58.3</b>	<b>8.68</b>	<b>21</b>	<b>5.6</b>	<b>14</b>	<b>3.7</b>	<b>86</b>	<b>33/224</b>	<b>89.9</b>

# 1991 FINAL STATISTICS (6-10)

Head Coach: Dick MacPherson • Fourth in AFC East • Home Stadium: Foxboro Stadium

DATE	W/L	SCORE	OPPONENT	ATTENDANCE
9/01	W	16-7	at Indianapolis	49,961
9/08	L	0-20	Cleveland	35,377
9/15	L	6-20	at Pittsburgh	53,703
9/22	W	24-20	Houston	30,702
9/29	L	10-24	at Phoenix	26,043
10/06	L	10-20	Miami	49,749
10/13			BYE WEEK	
10/20	W	26-23	Minnesota OT	45,367
10/27	L	6-9	Denver	43,994
11/03	L	17-22	at Buffalo	78,278
11/10	L	20-30	at Miami	56,065
11/17	L	21-28	N.Y. Jets	30,743
11/24	W	16-13	Buffalo	47,053
12/01	L	3-20	at Denver	67,116
12/08	W	23-17	Indianapolis OT	20,131
12/15	W	6-3	at N.Y. Jets	55,689
12/22	L	7-29	at Cincinnati	46,394

## Team Statistics

	PATS	OPP						
<b>TOTAL FIRST DOWNS</b>	<b>259</b>	<b>312</b>						
By Rushing	93	94						
By Passing	155	199						
By Penalty	11	19						
Third Down: Md/Att.	72/213	95/228						
Third Down: Eff.	33.8	41.7						
Fourth Down: Md/Att.	6/13	4/14						
Fourth Down: Eff.	46.2	28.6						
<b>POSSESSION AVG.</b>	<b>29:27</b>	<b>30:33</b>						
<b>TOTAL NET YARDS</b>	<b>4473</b>	<b>5431</b>						
Avg. per Game	277	339.4						
Total Offensive Plays	979	1050						
Avg. per Play	4.4	5.9						
<b>NET YARDS RUSHING</b>	<b>1467</b>	<b>1579</b>						
Total Rushing Plays	433	460						
Avg. per Game	91.7	98.7						
<b>NET YARDS PASSING</b>	<b>3006</b>	<b>3852</b>						
Avg. per Game	187.9	240.8						
Sacked/Yards Lost	63/346	25/183						
Gross Yards Passing	3442	4035						
Att./Completions	481/284	565/335						
Completion Pct.	59.0	59.3						
Had Intercepted	22	12						
<b>PUNTS/AVERAGE</b>	<b>82/39.0</b>	<b>69/42.2</b>						
<b>NET PUNTING AVG.</b>	<b>34.6</b>	<b>36.2</b>						
<b>PENALTIES/YARDS</b>	<b>97/667</b>	<b>83/608</b>						
<b>FUMBLES/BALLS LOST</b>	<b>34/20</b>	<b>31/19</b>						
<b>TOUCHDOWNS</b>	<b>22</b>	<b>31</b>						
Rushing	9	5						
Passing	11	25						
Returns	2	1						
<b>Score by Periods</b>	<b>1 2 3 4 OT</b>	<b>Total</b>						
Patriots	40	55	23	84	9	211		
Opponents	53	122	32	98	0	305		
<b>SCORING</b>	<b>TD</b>	<b>R</b>	<b>Pa</b>	<b>Rt</b>	<b>PAT</b>	<b>FG</b>	<b>S</b>	<b>TP</b>
Stavrovsky	0	0	0	0	10/11	13/19	0	49
Baumann	0	0	0	0	9/10	7/10	0	30
Russell	4	4	0	0	0	0	0	24
Cook	3	0	3	0	0	0	0	18
Fryar	3	0	3	0	0	0	0	18
Vaughn	3	2	0	1	0	0	0	18
McMurtry	2	0	2	0	0	0	0	12
Stephens	2	2	0	0	0	0	0	12
Timpson	2	0	2	0	0	0	0	12
Childress	1	0	0	1	0	0	0	6
Coates	1	0	1	0	0	0	0	6
Millen	1	1	0	0	0	0	0	6
Patriots	22	9	11	2	19/21	20/29	0	211
Opponents	31	5	25	1	30/31	29/42	1	305

RUSHING	NO	YDS	AVG	LG	TD
Russell	266	959	3.6	24	4
Stephens	63	163	2.6	13	2
Vaughn	31	146	4.7	23	2
Millen	31	92	3.0	14	1
Hunter	18	53	2.9	9	0
Allen	13	50	3.8	11	0
Fryar	2	11	5.5	9	0
Adams	2	3	1.5	2	0
Chilton	1	0	0.0	0	0
Hodson	4	0	0.0	0	0
Timpson	1	-4	-4.0	-4	0
Coates	1	-6	-6.0	-6	0
<b>Patriots</b>	<b>383</b>	<b>1398</b>	<b>3.7</b>	<b>29</b>	<b>4</b>
<b>Opponents</b>	<b>460</b>	<b>1598</b>	<b>3.4</b>	<b>37</b>	<b>5</b>

RECEIVING	NO	YDS	AVG	LG	TD
Cook	82	808	9.9	49	3
Fryar	68	1,014	14.9	56t	3
McMurtry	41	614	15.0	40	2
Timpson	25	471	18.8	60t	2
Russell	18	81	4.5	18	0
Stephens	16	119	7.4	24	0
Hunter	11	97	8.8	25	0
Coates	10	95	9.5	17	1
Vaughn	9	89	9.9	32	0
Carpenter	3	45	15.0	23	0
Allen	1	9	9.0	9	0
<b>Patriots</b>	<b>284</b>	<b>3442</b>	<b>12.1</b>	<b>60t</b>	<b>11</b>
<b>Opponents</b>	<b>335</b>	<b>4035</b>	<b>12.0</b>	<b>65t</b>	<b>25</b>

INTERCEPTIONS	NO	YDS	AVG	LG	TD
Hurst	3	21	7.0	21	0
Marion	2	33	16.5	33	0
Lippett	2	27	13.5	27	0
Henderson	2	2	1.0	2	0
Washington	2	0	0.0	0	0
Tippett	1	10	10.0	10	0
<b>Patriots</b>	<b>12</b>	<b>93</b>	<b>7.8</b>	<b>33</b>	<b>0</b>
<b>Opponents</b>	<b>22</b>	<b>154</b>	<b>7.0</b>	<b>27</b>	<b>0</b>

PUNTING	NO	YDS	AVG	NET	TB	IN20	LG	BLK
McCarthy	66	2650	40.2	35.7	3	17	93	2
Wagner	14	548	39.1	29.1	0	0	54	0
<b>Patriots</b>	<b>82</b>	<b>3198</b>	<b>39.0</b>	<b>34.6</b>	<b>3</b>	<b>17</b>	<b>93</b>	<b>2</b>
<b>Opponents</b>	<b>69</b>	<b>2909</b>	<b>42.2</b>	<b>36.2</b>	<b>10</b>	<b>16</b>	<b>71</b>	<b>0</b>

PUNT RETURNS	NO	FC	YDS	AVG	LG	TD
Henderson	27	10	201	7.4	39	0
Fryar	2	4	10	5.0	10	0
Pool	1	0	0	0.0	0	0
Zackery	1	0	0	0.0	0	0
<b>Patriots</b>	<b>31</b>	<b>14</b>	<b>211</b>	<b>6.8</b>	<b>39</b>	<b>0</b>
<b>Opponents</b>	<b>37</b>	<b>20</b>	<b>303</b>	<b>8.2</b>	<b>40</b>	<b>1</b>

KICK RETURNS	NO	YDS	AVG	LG	TD
Vaughn	34	717	21.1	99t	1
Allen	8	161	20.1	31	0
Martin	8	178	22.3	26	0
Hobby	2	0	0.0	0	0
Timpson	2	37	18.5	21	0
Coates	1	6	6.0	6	0
Rakoczy	1	9	9.0	9	0
Rembert	0	0	0.0	0	0
<b>Patriots</b>	<b>56</b>	<b>1108</b>	<b>19.8</b>	<b>99t</b>	<b>1</b>
<b>Opponents</b>	<b>51</b>	<b>850</b>	<b>16.7</b>	<b>49</b>	<b>0</b>

**Sacks:** Tippett 8.5, Veris 4.0, B. Williams 3.5, Brown 3.0, Agnew 2.0, Hobby 2.0, Howard 1.0, Singleton 1.0. Patriots, 25.0, Opponents, 63.0.

**FIELD GOALS** 1-19 20-29 30-39 40-49 50+  
 Stavrovsky 1/1 2/3 9/12 1/3 0/0  
 Baumann 0/0 2/2 1/3 4/4 0/1  
**Patriots** 1/1 4/5 10/15 5/7 0/1  
**Opponents** 2/2 12/14 7/7 8/17 0/2

**Stavrovsky:** (35G,39G,36G) (-) (45n, 33G,28G) (33G) (38n,39G) (37G) (38G, 36n,42G) (20G,17G,25n) (46n,36G,35n).

**Baumann:** (44G,37G) (39n) (51b,46G, 32n) (23G) (24G) (45G,41G) (-).

**Opponents:** (44w,52w,42w,48b) (30G, 32G) (49G,32G) (28G,38G) (42N,47G) (47G,58n,25G) (23G,32G,47n,23G) (35G, 18G,47n,34G) (19G,47n,21G,42G) (21G, 42G,49n,44G) (-) (23G,29G) (20G, 24G) (43n,40G)(23n,23G,27n) (49G,25G).

**Starters: Offense:** WR Irving Fryar (15), Rob Carpenter (1); LT Bruce Armstrong (16); LG Elbert Crawford (16); C Gene Chilton (16); RG Danny Villa (10), Jon Melander (3), Gregg Rakoczy (2), Freddie Childress (1); RT Pat Harlow (16); TE Marv Cook (16); WR Greg McMurtry (12), Michael Timpson (2), Jon Vaughn (1); OB Hugh Millen (13), Tommy Hodson (3); RB Leonard Russell (15), John Stephens (1); FB Ivy Joe Hunter (11), J. Stephens (2); George Adams (1), J. Vaughn (1); 2nd TE Ben Coates (2).

**Defense:** LE Ray Agnew (9), Garin Veris (3), Brent Williams (3), Marion Hobby (1); NT Tim Goad (15), Fred Smerlas (1); RE B. Williams (13), R. Agnew (1), Sean Smith (1), G. Veris (1); LOLB Andre Tippett (16); LILB Eugene Lockhart (13), RILB Vincent Brown (16); ROLB Chris Singleton (11), David Howard (5); LCB Ronnie Lippett (13), Tim Gordon (1), Jerome Henderson (1), Mickey Washington (1); RCB Maurice Hurst (14), M. Washington (2); SS Harry Colon, T. Gordon (1), M. Washington (1); FS Fred Marion (11), T. Gordon (5); 5th DB David Pool (3).

**1991 Coaching Staff:** Joel Collier Asst. Running Backs/ Receivers, Joe Collier, Defensive Coordinator, Dick Coury, Offensive Coordinator, Ivan Fears, Wide Receivers, Norm Gerber, Inside Linebackers, Bobby Grier, Offensive Backfield, Rod Humenuik, Offensive Line, Stan Jones, Defensive Line, Myrel Moore, Outside Linebackers, Dante Scarnecchia, Special Teams/TE's, Dave Uyras, Asst. Special Teams/ Defensive Line, Charlie West, Defensive Backs.

**Pro Bowl (2):** T Bruce Armstrong (2), TE Marv Cook (1).

PASSING	ATT	CMP	YARDS	CMP%	YDS/ATT	TD	TD%	INT	INT%	LG	SK/YDS	RATING
Millen	409	246	3073	60.1	7.51	9	2.2	18	4.4	60t	54/379	72.5
Hodson	68	36	345	52.9	5.07	1	1.5	4	5.9	32	9/57	47.7
Vaughn	2	1	13	50.0	6.50	1	50.0	0	0.0	13t	0/0	110.4
Fryar	1	0	0	0.0	0.00	0	0	0	0	0	0/0	39.6
McCarthy	1	1	11	100.0	11.0	0	0.0	0	0.0	11	0/0	112.5
<b>Patriots</b>	<b>481</b>	<b>284</b>	<b>3442</b>	<b>59.0</b>	<b>7.16</b>	<b>11</b>	<b>2.3</b>	<b>22</b>	<b>4.6</b>	<b>60t</b>	<b>63/436</b>	<b>69.7</b>
<b>Opponents</b>	<b>565</b>	<b>335</b>	<b>4035</b>	<b>59.3</b>	<b>7.14</b>	<b>25</b>	<b>4.4</b>	<b>12</b>	<b>2.1</b>	<b>65t</b>	<b>25/183</b>	<b>87.1</b>

RESULTS



# 1992 FINAL STATISTICS (2-14)

Head Coach: Dick MacPherson • Fifth in AFC East • Home Stadium: Foxboro Stadium

DATE	W/L	SCORE	OPPONENT	ATTENDANCE
9/06			BYE WEEK	
9/13	L	0-14	at L.A. Rams	40,402
9/20	L	6-10	Seattle	42,327
9/27	L	7-41	Buffalo	52,527
10/4	L	21-30	at N.Y. Jets	60,108
10/11	L	12-24	San Francisco	54,126
10/18	L	17-38	at Miami	57,282
10/25	L	17-19	Cleveland	32,219
11/01	L	7-16	at Buffalo	78,268
11/08	L	14-31	New Orleans	45,413
11/15	W	37-34	at Indianapolis OT	42,631
11/22	W	24-3	N.Y. Jets	27,642
11/29	L	0-34	at Atlanta	54,494
12/06	L	0-6	Indianapolis	19,429
12/13	L	20-27	at Kansas City	52,208
12/20	L	10-20	at Cincinnati	45,355
12/27	L	13-16	Miami OT	34,726

RUSHING	NO	YDS	AVG	LG	TD
Vaughn	113	451	4.0	36	1
Russell	123	390	3.2	23	2
Stephens	75	277	3.7	19	2
Lockwood	35	162	4.6	23	0
Millen	17	108	6.4	26	0
Zolak	18	71	3.9	19	0
Turner	10	40	4.0	11	0
Carlson	11	32	2.9	7	0
Hodson	5	11	2.2	5	0
Gash	5	7	1.4	4	1
Fryar	1	6	6.0	6	0
McMurtry	2	3	1.5	2	0
Coates	1	2	2.0	2	0
McCarthy	3	-10	-3.3	0	0
<b>Patriots</b>	<b>419</b>	<b>1550</b>	<b>3.7</b>	<b>36</b>	<b>6</b>
<b>Opponents</b>	<b>521</b>	<b>1951</b>	<b>3.7</b>	<b>53</b>	<b>15</b>

KICK RETURNS	NO	YDS	AVG	LG	TD
Stanley	29	529	18.2	40	0
Vaughn	20	564	28.2	100	1
Lockwood	11	233	21.2	36	0
Timpson	2	28	14.0	28	0
Hobby	1	11	11.0	11	0
Turner	1	11	11.0	11	0
<b>Patriots</b>	<b>64</b>	<b>1376</b>	<b>21.5</b>	<b>100</b>	<b>1</b>
<b>Opponents</b>	<b>45</b>	<b>749</b>	<b>16.6</b>	<b>39</b>	<b>0</b>

FIELD GOALS	1-19	20-29	30-39	40-49	50+
Baumann	2/2	4/4	3/7	2/4	0/0
<b>Patriots</b>	<b>2/2</b>	<b>4/4</b>	<b>3/7</b>	<b>2/4</b>	<b>0/0</b>
<b>Opponents</b>	<b>0/0</b>	<b>9/10</b>	<b>11/16</b>	<b>6/12</b>	<b>1/3</b>

Baumann: (38n) (-) (-) (39n) (24G,44G) (19G,44b) (30G) (-) (-): (36G,44G,18G) (32G) (48n) (37n) (38n) (27G) (25G, 29G).

**Opponents:** (47n,39n,25n) (25G,33n) (42G,30G) (37G,40G,47G) (51n,36G) (34G) (29G,28G,21G,54n,44n,31n,32G) (-) (46G) (35n,42n,48G,33G) (27G) (43n, 26G,54G) (31n,30G,48G) (30G, 26G) (47n,42n,21G,39G) (38G,23G,35G).

**Starters: Offense:** WR Irving Fryar (14), Michael Timpson (2); LT Bruce Armstrong (8), Pat Harlow (8); LG Reggie Redding (14), Calvin Stephens (1), Larry Williams (8); C Gene Chilton (16); RG L. Williams (8), Eugene Chung (6), Gregg Rakoczy (2); RT P. Harlow (8), E. Chung (8); TE Marv Cook (15), Ben Coates (1); WR Greg McMurtry (15); QB Hugh Millen (7), Scott Zolak (4), Tommy Hodson (3), Jeff Carlson (2); RB Leonard Russell (10), Jon Vaughn (5), John Stephens (1); FB J. Stephens (15), Kevin Turner (1); 3rd TE B. Coates (1).

**Defense:** LE Ray Agnew (14), Tim Edwards (1), Marion Hobby (1); NT Tim Goad (16); RE Brent Williams (15), M. Hobby (1); LOLB Andre Tippett (13), Dwayne Sabb (2), Vincent Brown (1); LILB V. Brown (12), Johnny Rembert (2), David Howard (1), Eugene Lockhart (1); RILB J. Rembert (8), E. Lockhart (7); ROLB D. Howard (9), Chris Singleton (7); LCB David Pool (14), Jerome Henderson (2); RCB Maurice Hurst (16); SS Tim Gordon (7), Reggie Robbins (6), Roger Brown (2); J. Henderson (1); FS R. Robbins (9), J. Henderson (6), R. Brown (1).

**1992 Coaching Staff:** Joel Collier, Asst. Running Backs/ Receivers, Joe Collier, Defensive Coordinator, Dick Coury, Offensive Coordinator, Ivan Fears, Wide Receivers, Norm Gerber, Inside Linebackers, Bobby Grier, Offensive Backfield, Rod Humenuik, Offensive Line, Stan Jones, Defensive Line, Myrel Moore, Outside Linebackers, Dante Scarnecchia, Special Teams/TE's, Dave Uryus, Asst. Special Teams/ Defensive Line, Charlie West, Defensive Backs.

**Pro Bowl (1):** TE Marv Cook (2).

RECEIVING	NO	YDS	AVG	LG	TD
Fryar	55	791	14.4	54	4
Cook	52	413	7.9	27	2
McMurtry	35	424	12.1	65	1
Timpson	26	315	12.1	25	1
Stephens	21	161	7.7	32	0
Coates	20	171	8.6	22	3
Vaughn	13	84	6.5	28	0
Russell	11	24	2.2	12	0
Turner	7	52	7.4	19	2
Stanley	3	63	21.0	36	0
Hodson	1	-6	-6.0	36	0
<b>Patriots</b>	<b>244</b>	<b>2492</b>	<b>10.2</b>	<b>65</b>	<b>13</b>
<b>Opponents</b>	<b>258</b>	<b>3211</b>	<b>12.4</b>	<b>56</b>	<b>22</b>

INTERCEPTIONS	NO	YDS	AVG	LG	TD
Henderson	3	43	14.3	34	0
Hurst	3	29	9.7	27	0
Pool	2	54	27.0	41	1
Robbins	2	27	13.5	20	0
Singleton	1	82	82.0	82	1
Brown	1	49	49.0	49	1
Howard	1	1	1.0	1	0
Smith	1	0	0.0	0	0
<b>Patriots</b>	<b>14</b>	<b>285</b>	<b>20.4</b>	<b>82</b>	<b>3</b>
<b>Opponents</b>	<b>19</b>	<b>232</b>	<b>12.2</b>	<b>47</b>	<b>0</b>

PUNTING	NO	YDS	AVG	NET BT	IN20	LG	BLK
McCarthy	103	4212	40.9	35.4	4	18	61
<b>Patriots</b>	<b>103</b>	<b>4212</b>	<b>40.9</b>	<b>35.4</b>	<b>4</b>	<b>18</b>	<b>61</b>
<b>Opponents</b>	<b>75</b>	<b>3045</b>	<b>40.6</b>	<b>35.3</b>	<b>6</b>	<b>27</b>	<b>59</b>

PUNT RETURNS	NO	FC	YDS	AVG	LG	TD
Stanley	28	17	227	8.1	50	0
Timpson	8	2	47	5.9	14	0
Lambert	1	0	0	0.0	0	0
Fryar	0	1	0	0.0	0	0
<b>Patriots</b>	<b>37</b>	<b>20</b>	<b>274</b>	<b>7.4</b>	<b>50</b>	<b>0</b>
<b>Opponents</b>	<b>59</b>	<b>21</b>	<b>484</b>	<b>8.2</b>	<b>53</b>	<b>1</b>

**Sacks:** Tippett 7.0, B. Williams 4.0, Goad 2.5, Agnew 1.0, Edwards 1.0, Howard 1.0, Lambert 1.0, Rembert 1.0, Sabb 1.0, Brown 0.5. Patriots 20.0, Opponents 65.0.

## Team Statistics

	PATS	OPP
<b>TOTAL FIRST DOWNS</b>	<b>215</b>	<b>292</b>
By Rushing	71	112
By Passing	130	149
By Penalty	14	31
Third Down: Md/Att.	72/223	77/214
Third Down: Eff.	32.3	36.0
Fourth Down: Md/Att.	8/19	6/15
Fourth Down: Eff.	42.1	40.0

POSSESSION AVG.	28:28	31:32
<b>TOTAL NET YARDS</b>	<b>3584</b>	<b>5048</b>
Avg. per Game	224.0	315.5
Total Offensive Plays	928	1000
Avg. per Play	3.9	5.0

NET YARDS RUSHING	1550	1951
Total Rushing Plays	419	521
Avg. per Game	96.6	121.9

NET YARDS PASSING	2034	3097
Avg. per Game	127.1	193.6
Sacked/Yards Lost	65/458	20/114
Gross Yards Passing	2492	3211
Att./Completions	444/244	459/258
Completion Pct.	55.0	56.2
Had Intercepted	19	14

PUNTS/AVERAGE	103/40.9	75/40.6
<b>NET PUNTING AVG.</b>	<b>35.4</b>	<b>35.3</b>
<b>PENALTIES/YARDS</b>	<b>111/1051</b>	<b>90/673</b>
<b>FUMBLES/BALLS LOST</b>	<b>43/26</b>	<b>30/15</b>

TOUCHDOWNS	25	40
Rushing	6	15
Passing	13	22
Returns	6	3

Score by Periods	1	2	3	4	OT	Total
<b>Patriots</b>	<b>61</b>	<b>51</b>	<b>32</b>	<b>58</b>	<b>3</b>	<b>205</b>
<b>Opponents</b>	<b>84</b>	<b>80</b>	<b>88</b>	<b>108</b>	<b>3</b>	<b>363</b>

SCORING	TD	R	Pa	Rt	PAT	FG	S	TP
Baumann	0	0	0	0	22/24	11/17	0	55
Fryar	4	0	4	0	0	0	24	0
Coates	3	0	3	0	0	0	18	0
Brown	2	0	2	0	0	0	12	0
Cook	2	0	2	0	0	0	12	0
Russell	2	2	0	0	0	0	12	0
Stephens	2	2	0	0	0	0	12	0
Turner	2	0	2	0	0	0	12	0
Vaughn	2	1	0	1	0	0	12	0
Gash	1	1	0	0	0	0	6	0
Goad	1	0	0	1	0	0	6	0
McMurtry	1	0	1	0	0	0	6	0
Pool	1	0	0	1	0	0	6	0
Singleton	1	0	0	1	0	0	6	0
Timpson	1	0	1	0	0	0	6	0
<b>Patriots</b>	<b>25</b>	<b>6</b>	<b>13</b>	<b>6</b>	<b>22/25</b>	<b>11/17</b>	<b>0</b>	<b>205</b>
<b>Opponents</b>	<b>40</b>	<b>15</b>	<b>22</b>	<b>3</b>	<b>40/40</b>	<b>27/41</b>	<b>3</b>	<b>363</b>

PASSING	ATT	CMP	YARDS	CMP%	YDS/ATT	TD	TD%	INT	INT%	LG	SK/YDS	RATING
Millen	203	124	1203	61.1	5.93	8	3.9	10	4.9	39	33/204	70.3
Zolak	100	52	561	52.0	5.61	2	2.0	4	4.0	65	17/137	58.8
Hodson	91	50	496	54.9	5.45	2	2.2	2	2.2	54	12/96	68.8
Carlson	49	18	232	36.7	4.73	1	2.0	3	6.1	40	3/21	33.7
McMurtry	1	0	0	0.0	0.00	0	0.0	0	0.0	0	0/0	39.6
<b>Patriots</b>	<b>444</b>	<b>244</b>	<b>2492</b>	<b>55.0</b>	<b>5.61</b>	<b>13</b>	<b>2.9</b>	<b>19</b>	<b>4.3</b>	<b>65</b>	<b>65/458</b>	<b>63.2</b>
<b>Opponents</b>	<b>459</b>	<b>258</b>	<b>3211</b>	<b>56.2</b>	<b>7.00</b>	<b>22</b>	<b>4.8</b>	<b>14</b>	<b>3.1</b>	<b>56</b>	<b>20/114</b>	<b>81.3</b>

RESULTS



# 1993 FINAL STATISTICS (5-11)

Head Coach: Bill Parcells • Fourth in AFC East • Home Stadium: Foxboro Stadium

DATE	W/L	SCORE	OPPONENT	ATTENDANCE
9/05	L	14-38	at Buffalo	79,751
9/12	L	16-19	Detroit OT	54,151
9/19	L	14-17	Seattle	50,392
9/26	L	7-45	at N.Y. Jets	64,836
10/03			BYE WEEK	
10/10	W	23-21	at Phoenix	36,115
10/17	L	14-28	Houston	51,037
10/24	L	9-10	at Seattle	56,526
10/31	L	6-9	at Indianapolis	46,522
11/07	L	10-13	Buffalo OT	54,326
11/14			BYE WEEK	
11/21	L	13-17	at Miami	59,982
11/28	L	0-6	N.Y. Jets	42,810
12/05	L	14-17	at Pittsburgh	51,358
12/12	W	7-2	Cincinnati	29,794
12/19	W	20-17	at Cleveland	48,618
12/26	W	38-0	Indianapolis	26,571
1/02	W	33-27	Miami OT	53,883

## Team Statistics

	PATS	OPP
<b>TOTAL FIRST DOWNS</b>	<b>315</b>	<b>269</b>
By Rushing	116	97
By Passing	169	161
By Penalty	30	11
Third Down: Md/Att.	92/237	96/231
Third Down: Eff.	38.8	41.6
Fourth Down: Md/Att.	13/27	5/13
Fourth Down: Eff.	48.1	38.5
<b>POSSESSION AVG.</b>	<b>29:43</b>	<b>30:17</b>
<b>TOTAL NET YARDS</b>	<b>5065</b>	<b>4796</b>
Avg. per Game	316.6	299.8
Total Offensive Plays	1091	1013
Avg. per Play	4.6	4.7
<b>NET YARDS RUSHING</b>	<b>1780</b>	<b>1951</b>
Total Rushing Plays	502	505
Avg. per Game	111.3	121.9
<b>NET YARDS PASSING</b>	<b>3285</b>	<b>2845</b>
Avg. per Game	205.3	177.8
Sacked/Yards Lost	23/127	34/242
Gross Yards Passing	3412	3087
Att./Completions	566/289	474/280
Completion Pct.	51.1	59.1
Had Intercepted	24	13
<b>PUNTS/AVERAGE</b>	<b>76/40.7</b>	<b>90/41.2</b>
<b>NET PUNTING AVG.</b>	<b>34.8</b>	<b>34.7</b>
<b>PENALTIES/YARDS</b>	<b>65/468</b>	<b>111/803</b>
<b>FUMBLES/BALLS LOST</b>	<b>30/10</b>	<b>20/9</b>
<b>TOUCHDOWNS</b>	<b>26</b>	<b>32</b>
Rushing	9	9
Passing	17	20
Returns	0	3

Score by Periods	1	2	3	4	OT	Total
Patriots	33	60	54	85	6	238
Opponents	41	103	26	110	6	286

SCORING	TD	Ru	Pa	Rt	PAT	FG	S	TP
Sisson	0	0	0	0	15/15	14/26	0	57
Coates	8	0	8	0	0	0	0	48
Russell	7	7	0	0	0	0	0	42
Bahr	0	0	0	0	10/10	5/5	0	25
Brisby	2	0	2	0	0	0	0	12
Timpson	2	0	2	0	0	0	0	12
Turner	2	0	2	0	0	0	0	12
Cook	1	0	1	0	0	0	0	6
Crittenden	1	0	1	0	0	0	0	6
Croom	1	1	0	0	0	0	0	6
Gash	1	1	0	0	0	0	0	6
McMurtry	1	0	1	0	0	0	0	6
Patriots	26	9	17	0	25/25	19/31	0	238
Opponents	32	9	20	3	32/32	20/24	1	286

RUSHING	NO	YDS	AVG	LG	TD
Russell	300	1088	3.6	21	7
Turner	50	231	4.6	49	0
Croom	60	198	3.3	22	1
Gash	48	149	3.1	14	1
Bledsoe	32	82	2.6	15	0
Secules	8	33	4.1	13	0
Saxon	2	2	1.0	2	0
Zolak	1	0	0.0	0	0
Crittenden	1	-3	-3.0	-3	0
<b>Patriots</b>	<b>502</b>	<b>1780</b>	<b>3.5</b>	<b>49</b>	<b>9</b>
<b>Opponents</b>	<b>505</b>	<b>1951</b>	<b>3.9</b>	<b>57</b>	<b>9</b>

RECEIVING	NO	YDS	AVG	LG	TD
Coates	53	659	12.4	54	8
Brisby	45	626	13.9	39	2
Timpson	42	654	15.6	48	2
Turner	39	333	8.5	26	2
Russell	26	245	9.4	69	0
McMurtry	22	241	11.0	20	1
Cook	22	154	7.0	17	1
Crittenden	16	293	18.3	44	1
Gash	14	93	6.6	15	0
Croom	8	92	11.5	21	0
T. Brown	2	22	11.0	14	0
<b>Patriots</b>	<b>289</b>	<b>3412</b>	<b>11.8</b>	<b>82</b>	<b>17</b>
<b>Opponents</b>	<b>280</b>	<b>3087</b>	<b>11.0</b>	<b>56</b>	<b>20</b>

INTERCEPTIONS	NO	YDS	AVG	LG	TD
Hurst	4	53	13.3	24	0
Wren	3	-7	-2.3	2	0
Barnett	1	40	40.0	40	0
V. Brown	1	24	24.0	24	0
Collins	1	8	8.0	8	0
Thompson	1	4	4.0	4	0
Lambert	1	0	0.0	0	0
Ray	1	0	0.0	0	0
<b>Patriots</b>	<b>13</b>	<b>122</b>	<b>9.4</b>	<b>40</b>	<b>0</b>
<b>Opponents</b>	<b>24</b>	<b>201</b>	<b>8.4</b>	<b>34</b>	<b>1</b>

PUNTING	NO	YDS	AVG	NET	TB	IN20	LG	BLK
Saxon	73	3096	42.4	34.8	7	25	59	3
<b>Patriots</b>	<b>76</b>	<b>3096</b>	<b>40.7</b>	<b>34.8</b>	<b>7</b>	<b>25</b>	<b>59</b>	<b>3</b>
<b>Opponents</b>	<b>90</b>	<b>3709</b>	<b>41.2</b>	<b>34.7</b>	<b>6</b>	<b>19</b>	<b>58</b>	<b>0</b>

PUNT RETURNS	NO	FC	YDS	AVG	LG	TD
T. Brown	25	9	224	9.0	19	0
Harris	23	4	201	8.7	21	0
Crittenden	2	1	37	18.5	30	0
Smith	1	0	0	0.0	0	0
<b>Patriots</b>	<b>51</b>	<b>14</b>	<b>462</b>	<b>9.1</b>	<b>30</b>	<b>0</b>
<b>Opponents</b>	<b>34</b>	<b>6</b>	<b>313</b>	<b>9.2</b>	<b>47</b>	<b>1</b>

KICK RETURNS	NO	YDS	AVG	LG	TD
Crittenden	23	478	20.8	44	0
T. Brown	15	243	16.2	29	0
Harris	6	90	15.0	19	0
Sabb	2	0	0.0	0	0
Cook	1	8	8.0	8	0
Coates	0	0	0.0	0	0
<b>Patriots</b>	<b>47</b>	<b>819</b>	<b>17.4</b>	<b>44</b>	<b>0</b>
<b>Opponents</b>	<b>44</b>	<b>921</b>	<b>20.9</b>	<b>42</b>	<b>0</b>

**Sacks:** Slade 9.0, Tippet 8.5, A. Jones 3.5, Pitts 3.0, Sabb 2.0, Williams 2.0, Agnew 1.5, Brown 1.0, Collins 1.0, Hurst 1.0, Thompson 1.0, Goad 0.5. Patriots, 34.0, Opponents, 23.0.

FIELD GOALS	1-19	20-29	30-39	40-49	50+
Sisson	1/1	8/13	3/4	2/6	0/2
Bahr	1/1	1/1	3/3	0/0	0/0
<b>Patriots</b>	<b>2/2</b>	<b>9/14</b>	<b>6/7</b>	<b>2/6</b>	<b>0/2</b>
<b>Opponents</b>	<b>0/0</b>	<b>12/12</b>	<b>7/7</b>	<b>1/2</b>	<b>0/3</b>

**Sisson:** (-) (26G,21G,32G,28wr) (54s) (-) (37wl,29G,23G,31G) (42b) (48s,41wr,36G,25G,19G) (40G,45wl,26G) (28wr, 27G) (28G,26wl,40G) (54wl,28b) (-) (27wr).

**Bahr:** (23G,34G) (19G) (31G,37G).

**Opponents:** (28G) (52wr,22G,26G,23G,38G) (52wl,24G) (53wl,42G) (-) (-) (30G) (27G,38G,37G) (40wl,27G,32G) (23G) (33G,23G) (35G) (-) (23G) (-) (29G,24G).

**Starters: Offense:** WR Vincent Brisby (12), Ray Crittenden (11); LT Bruce Armstrong (16); LG Eugene Chung (16); C Mike Arthur (12), Bill Lewis (5); RG Rich Baldinger (15), Todd Rucci (1); RT Pat Harlow (16); TE Marv Cook (12), Ben Coates (4); WR Greg McMurtry (8), Michael Timpson (7); QB Wren Bledsoe (12), Scott Secules (4); RB Leonard Russell (15), Corey Croom (1); FB Kevin Turner (9), Sam Gash (4); 2nd TE B. Coates (6); 3rd WR R. Crittenden (1). **Defense:** LE Mike Pitts (15), Ray Agnew (1); NT Tim Goad (15); RE John Washington (13), Brent Williams (2); LOLB Andre Tippet (16); LILB Vincent Brown (16); RILB Todd Collins (12), Chris Singleton (4); ROLB Dwayne Sabb (7), Chris Slade (5), Aaron Jones (1); LCB Rod Smith (7), Daryl Wren (5), Reyna Thompson (4); RCB Maurice Hurst (16); SS Corvin Brown (12), Adrian White (4); FS Harlon Barnett (12), Dion Lambert (3), Terry Ray (1).

**1993 Coaching Staff:** Dave Atkins, Offensive Backs, Romeo Crennel, Defensive Line, Al Groh, Defensive Coordinator/Linebackers, Fred Hoaglin, Offensive Line, Chris Palmer, Wide Receivers, Johnny Parker, Strength/Conditioning, Ray Perkins, Offensive Coordinator, Dante Scarnecchia, Special Assistant, Mike Sweatman, Special Teams, Bob Trott, Defensive Backs, Charlie Weiss, Tight Ends.

**Pro Bowl (0)**

PASSING	ATT	CMP	YARDS	CMP%	YDS/ATT	TD	TD%	INT	INT%	LG	SK/YDS	RATING
Bledsoe	429	214	2494	49.9	5.81	15	3.5	15	3.5	54t	16/99	65.0
Secules	134	75	918	56.0	6.85	2	1.5	9	6.7	82	7/28	54.3
Zolak	2	0	0	0.0	0.00	0	0.0	0	0.0	0	0/0	39.6
Turner	1	0	0	0.0	0.00	0	0.0	0	0.0	0	0/0	39.6
<b>Patriots</b>	<b>566</b>	<b>289</b>	<b>3412</b>	<b>51.1</b>	<b>6.03</b>	<b>17</b>	<b>3.0</b>	<b>24</b>	<b>4.2</b>	<b>82</b>	<b>23/127</b>	<b>62.1</b>
<b>Opponents</b>	<b>474</b>	<b>280</b>	<b>3087</b>	<b>59.1</b>	<b>6.51</b>	<b>20</b>	<b>4.2</b>	<b>13</b>	<b>2.7</b>	<b>56</b>	<b>34/242</b>	<b>81.1</b>

RESULTS





# 1995 FINAL STATISTICS (6-10)

Head Coach: Bill Parcells • Fourth in AFC East • Home Stadium: Foxboro Stadium

DATE	W/L SCORE	OPPONENT	ATTENDANCE
9/03	W 17-14	Cleveland	60,126
9/10	L 3-20	Miami	60,239
9/17	L 3-28	at San Francisco	66,179
9/24		BYE WEEK	
10/01	L 17-30	at Atlanta	47,114
10/08	L 3-37	Denver	60,074
10/15	L 26-31	at Kansas City	77,992
10/23	W 27-14	Buffalo	60,203
10/29	L 17-20	Carolina OT	60,064
11/05	W 20-7	at N.Y. Jets	61,462
11/12	W 34-17	at Miami	70,339
11/19	L 10-24	Indianapolis	59,544
11/26	W 35-25	at Buffalo	69,384
12/03	L 17-31	New Orleans	59,876
12/10	W 31-28	N.Y. Jets	46,617
12/16	L 27-41	at Pittsburgh	57,158
12/23	L 7-10	at Indianapolis	54,685

## Team Statistics

	PATS	OPP
<b>TOTAL FIRST DOWNS</b>	<b>335</b>	<b>308</b>
Rushing	106	106
Passing	207	181
Penalty	22	21
3rd Down: Made/Att.	99/260	80/215
3rd Down %	38.1	37.2
4th Down: Made/Att.	17/39	7/13
4th Down %	43.6	53.8
<b>POSSESSION AVG.</b>	<b>29:33</b>	<b>30:27</b>
<b>TOTAL NET YARDS</b>	<b>5457</b>	<b>5764</b>
Avg. Per Game	341.1	360.3
Total Plays	1187	1034
Avg. Per Play	4.6	5.6
<b>NET YARDS RUSHING</b>	<b>1866</b>	<b>1878</b>
Avg. Per Game	116.6	117.4
Total Rushes	474	448
<b>NET YARDS PASSING</b>	<b>3591</b>	<b>3886</b>
Avg. Per Game	224.4	242.9
Sacked/Yds Lost	27/198	37/221
Gross Yards	3,789	4,107
Att./Completions	686/351	549/342
Completion Pct.	51.2	62.3
Had Intercepted	16	15
<b>PUNTS/AVERAGE</b>	<b>79/39.2</b>	<b>86/38.8</b>
<b>NET PUNTING AVG.</b>	<b>79/32.9</b>	<b>86/32.0</b>
<b>PENALTIES/YARDS</b>	<b>84/676</b>	<b>104/816</b>
<b>FUMBLES/BALLS LOST</b>	<b>32/20</b>	<b>24/14</b>
<b>TOUCHDOWNS</b>	<b>32</b>	<b>44</b>
Rushing	16	12
Passing	14	29
Returns	2	3

Score by Periods	1	2	3	4	OT	TOTAL
Patriots	49	84	59	102	0	294
Opponents	60	143	72	99	3	377

SCORING	TD	R	Pa	Rt	PAT	FG	S	TP
Bahr	0	0	0	0	27/27	23/33	0	96
Martin	15	14	1	0	0	0	0	92
Coates	6	0	6	0	0	0	0	36
Brisby	3	0	3	0	0	0	0	18
Meggett	2	2	0	0	0	0	0	16
Graham	2	0	0	0	0	0	0	12
T. Brown	1	0	0	1	0	0	0	6
Gash	1	0	1	0	0	0	0	6
W. Moore	1	0	1	0	0	0	0	6
Slade	1	0	0	1	0	0	0	6
Patriots	32	16	14	2	27/27	23/33	0	294
Opponents	44	12	29	3	40/41	23/32	0	377

2-Pt. Conversions: Meggett 2, Martin, Patriots 3-5, Opp. 2-3.

RUSHING	NO	YDS	AVG	LG	TD
Martin	368	1487	4.0	49	14
Meggett	60	250	4.2	25	2
Croom	13	54	4.2	12	0
Bledsoe	20	28	1.4	15	0
Gash	8	24	3.0	9	0
Zolak	4	19	4.8	12	0
Lee	1	4	4.0	4	0
<b>Patriots</b>	<b>474</b>	<b>1,866</b>	<b>3.9</b>	<b>49</b>	<b>16</b>
<b>Opponents</b>	<b>448</b>	<b>1,878</b>	<b>4.2</b>	<b>66†</b>	<b>12</b>

RECEIVING	NO	YDS	AVG	LG	TD
Coates	84	915	10.9	35	6
Brisby	66	974	14.8	72	3
Meggett	52	334	6.4	19	0
W. Moore	43	502	11.7	33	1
Martin	30	261	8.7	27	1
Gash	26	242	9.3	30	1
Burke	15	136	9.1	21	0
T. Brown	14	159	11.4	31	0
Graham	10	156	15.6	37†	2
Lee	8	107	13.4	33	0
Croom	1	8	8.0	8	0
Grant	1	4	4.0	4	0
Bledsoe	1	-9	-9.0	-9	0
<b>Patriots</b>	<b>351</b>	<b>3,789</b>	<b>10.8</b>	<b>72</b>	<b>14</b>
<b>Opponents</b>	<b>342</b>	<b>4,107</b>	<b>12.0</b>	<b>70†</b>	<b>29</b>

INTERCEPTIONS	NO	YDS	AVG	LG	TD
V. Brown	4	1	0.3	1	0
Guyton	3	68	22.7	45	0
Law	3	47	15.7	38	0
Reynolds	3	6	2.0	4	0
Ray	1	21	21.0	21	0
Hurst	1	0	0.0	0	0
<b>Patriots</b>	<b>15</b>	<b>143</b>	<b>9.5</b>	<b>45</b>	<b>0</b>
<b>Opponents</b>	<b>16</b>	<b>161</b>	<b>10.1</b>	<b>69†</b>	<b>1</b>

PUNTING	NO	YDS	AVG	NET TB	IN20	LG	BLK
O'Neill	41	1514	36.9	31.2	3	14	57
Wagner	37	1557	42.1	35.4	4	13	57
Bahr	1	29	29.0	9.0	1	0	29
<b>Patriots</b>	<b>79</b>	<b>3100</b>	<b>39.2</b>	<b>32.9</b>	<b>8</b>	<b>27</b>	<b>57</b>
<b>Opponents</b>	<b>86</b>	<b>3339</b>	<b>38.8</b>	<b>32.0</b>	<b>10</b>	<b>21</b>	<b>64</b>

PUNT RETURNS	NO	FC	YDS	AVG	LG	TD
Meggett	45	17	383	8.5	23	0
<b>Patriots</b>	<b>45</b>	<b>17</b>	<b>383</b>	<b>8.5</b>	<b>23</b>	<b>0</b>
<b>Opponents</b>	<b>40</b>	<b>11</b>	<b>342</b>	<b>8.6</b>	<b>42</b>	<b>0</b>

KICK RETURNS	NO	YDS	AVG	LG	TD
Meggett	38	964	25.4	62	0
T. Brown	31	672	21.7	38	0
Gisler	2	19	9.5	11	0
Lee	1	14	14.0	14	0
Frisch	1	8	8.0	8	0
Burke	1	7	7.0	7	0
Grant	1	7	7.0	7	0
<b>Patriots</b>	<b>75</b>	<b>1,691</b>	<b>22.5</b>	<b>62</b>	<b>0</b>
<b>Opponents</b>	<b>67</b>	<b>1,405</b>	<b>21.0</b>	<b>58</b>	<b>0</b>

**Sacks:** McGinest 11.0, V. Brown 4.0, Collons 4.0, Slade 4.0, M. Jones 3.0, Reynolds 2.5, Barnett 2.0, Lewis 1.5, White 1.5, A. Jones 1.0, Law 1.0, T. Roberts 1.0, Johnson 0.5. Patriots 37.0, Opponents 27.0

FIELD GOALS	1-19	20-29	30-39	40-49	50+
Bahr	1/2	12/12	3/7	5/7	2/5
<b>Patriots</b>	<b>1/2</b>	<b>12/12</b>	<b>3/7</b>	<b>5/7</b>	<b>2/5</b>
<b>Opponents</b>	<b>1/1</b>	<b>7/8</b>	<b>11/15</b>	<b>1/4</b>	<b>3/4</b>

**Bahr:** (21G, 21G, 28G), (29G), (34WR, 43G), (27G), (51G), (29G, 20G), (39G, 42B, 24G), (19S), (41G, 29G), (19G, 55G, 47G), (41G), (29G, 43G), (39G, 43WL), (31WR, 35WL), (30WL, 31G), (29G, 22G), (54s, 55s, 50s).

**Opponents:** (-), (22G, 54B, 19G), (-), (34G, 54G, 31G, 32G, 33G), (37G, 31G, 51G), (27G), (23G, 23G, 47WL), (38WR, 27G, 39WR, 29G), (-), (29WL, 36G), (36G), (51G, 48G), (24G), (33WR), (43WL, 32G, 32G), (44WL, 35WR, 30G).

**Starters: Offense:** WR Vincent Brisby (16); LT Bruce Armstrong (16); LG William Roberts (11), Bob Kratch (5); C David Wohlabaugh (11), Jeff Dellenbach (5); RG B. Kratch (11), Todd Rucci (5); RT Max Lane (16); TE Ben Coates (15), John Burke (1); WR Will Moore (13), Kevin Lee (2), Hason Graham (1); QB Drew Bledsoe (15), Scott Zolak (1); RB Curtis Martin (15), Corey Croom (1); FB Sam Gash (12), Rubert Grant (1); 2nd TE J. Burke (3).

**Defense:** LE Tim Roberts (12), Ferric Collons (3); NT Reggie White (7), Bruce Walker (5), Mike Jones (3); RE Troy Barnett (15), F. Collons (1); LOLB Willie McGinest (16); LILB Vincent Brown (16); RILB Ted Johnson (12), Marty Moore (2), Bobby Abrams (1); ROLB Chris Slade (16); LCB Ricky Reynolds (16); RCB Maurice Hurst (10), Ty Law (6); SS Terry Ray (12), Myron Guyton (4); FS M. Guyton (10), T. Ray (4), Corwin Brown (2); 5th DB Vernon Lewis (2); 6th DB T. Law (1).

**1995 Coaching Staff:** Maurice Carthon, Offensive Assistant, Romeo Crennel, Defensive Line, Al Groh, Defensive Coordinator/Linebackers, Fred Hoaglin, Offensive Line, Chris Palmer, Wide Receivers, Johnny Parker, Strength/Conditioning, Ray Perkins, Offensive Coordinator, Mike Pope, Tight Ends, Dante Scarnecchia, Defensive Asst./LB's, Mike Sweatman, Special Teams, Bob Trott, Defensive Backs, Charlie Weis, Running Backs.

**Pro Bowl (3):** T. Bruce Armstrong (4), TE Ben Coates (2), RB Curtis Martin (1).

PASSING	ATT	CMP	YARDS	CMP%	YDS/ATT	TD	TD%	INT	INT%	LG	SK/YDS	RATING
Bledsoe	636	323	3507	50.8	5.51	13	2.0	16	2.5	47†	23/170	63.7
Zolak	49	28	282	57.1	5.76	1	2.0	0	0.0	72	4/28	80.5
Meggett	1	0	0	0.0	0.00	0	0.0	0	0.0	0	0/0	39.6
<b>Patriots</b>	<b>686</b>	<b>351</b>	<b>3789</b>	<b>51.2</b>	<b>5.52</b>	<b>14</b>	<b>2.0</b>	<b>16</b>	<b>2.3</b>	<b>72</b>	<b>27/198</b>	<b>64.8</b>
<b>Opponents</b>	<b>549</b>	<b>342</b>	<b>4107</b>	<b>62.3</b>	<b>7.48</b>	<b>29</b>	<b>5.3</b>	<b>15</b>	<b>2.7</b>	<b>70†</b>	<b>37/221</b>	<b>91.4</b>

RESULTS

# 1996 FINAL STATISTICS (11-5)

Head Coach: Bill Parcells • AFC East Division Champions • Home Stadium: Foxboro Stadium

DATE	W/L	SCORE	OPPONENT	ATTENDANCE
9/01	L	10-24	at Miami	71,542
9/08	L	10-17	at Buffalo	78,104
9/15	W	31-0	Arizona	59,118
9/22	W	28-25	Jacksonville OT	59,446
9/29			BYE WEEK	
10/06	W	46-38	at Baltimore	63,569
10/13	L	22-27	Washington	59,638
10/20	W	27-9	at Indianapolis	58,725
10/27	W	28-25	Buffalo	58,588
11/03	W	42-23	Miami	58,942
11/10	W	31-27	at N.Y. Jets	61,715
11/17	L	8-34	Denver	59,452
11/24	W	27-13	Indianapolis	58,226
12/01	W	45-7	at San Diego	59,209
12/08	W	34-10	N.Y. Jets	54,621
12/15	L	6-12	at Dallas	64,578
12/21	W	23-22	at N.Y. Giants	65,387
<b>AFC PLAYOFFS</b>				
1/05	W	28-3	Pittsburgh	60,188
1/12	W	20-6	Jacksonville	60,190
<b>SUPER BOWL XXXI (at New Orleans, La.)</b>				
1/26	L	21-35	Green Bay	72,301

## Team Statistics

	PATS	OPP						
<b>TOTAL FIRST DOWNS</b>	<b>339</b>	<b>305</b>						
Rushing	103	102						
Passing	206	178						
Penalty	30	25						
3rd Down: Made/Att	84/228	82/228						
3rd Down Pct.	36.8	36.0						
4th Down: Made/Att	19/34	12/22						
4th Down Pct.	55.9	54.5						
<b>POSSESSION AVG.</b>	<b>30:11</b>	<b>29:49</b>						
<b>TOTAL NET YARDS</b>	<b>5369</b>	<b>5305</b>						
Avg. Per Game	335.6	331.6						
Total Plays	1085	1063						
Avg. Per Play	4.9	5.0						
<b>NET YARDS RUSHING</b>	<b>1468</b>	<b>1502</b>						
Avg. Per Game	91.8	93.9						
Total Rushes	427	434						
<b>NET YARDS PASSING</b>	<b>3901</b>	<b>3803</b>						
Avg. Per Game	243.8	237.7						
Sacked/Yards Lost	30/190	33/252						
Gross Yards	4091	4055						
Att./Completions	628/374	596/322						
Completion Pct.	59.6	54.0						
Had Intercepted	15	23						
<b>PUNTS/AVERAGE</b>	<b>64/43.2</b>	<b>82/42.5</b>						
<b>NET PUNTING AVG.</b>	<b>64/35.8</b>	<b>82/33.6</b>						
<b>PENALTIES/YARDS</b>	<b>97/716</b>	<b>139/1189</b>						
<b>FUMBLES/BALL LOST</b>	<b>25/12</b>	<b>23/11</b>						
<b>TOUCHDOWNS</b>	<b>48</b>	<b>34</b>						
Rushing	15	14						
Passing	27	17						
Returns	6	3						
<b>Score by Periods</b>	<b>1</b>	<b>2</b>	<b>3</b>	<b>4</b>	<b>OT</b>	<b>Total</b>		
Patriots	79	123	108	105	3	418		
Opponents	59	105	75	74	-	313		
<b>SCORING</b>	<b>TD</b>	<b>Ru</b>	<b>Pa</b>	<b>RI</b>	<b>PAT</b>	<b>FG</b>	<b>S</b>	<b>TP</b>
Vinatieri	0	0	0	0	39/42	27/35	0	120
Martin	17	14	0	0	0	0	0	104
Coates	9	0	0	0	0	0	0	56
Glenn	6	0	0	0	0	0	0	36
Jefferson	4	0	0	0	0	0	0	24
Byars LG	2	0	0	0	0	0	0	14
Byars TM	2	0	0	0	0	0	0	14
Gash	2	0	0	0	0	0	0	14
McGinest	2	0	0	0	0	0	0	12
Bartrum	1	0	0	0	0	0	0	6
C. Brown	1	0	0	0	0	0	0	6
Bruschi	1	0	0	0	0	0	0	6
Grier	1	0	0	0	0	0	0	6
Law	1	0	0	0	0	0	0	6
Meggett	1	0	0	0	0	0	0	6
Patriots	48	15	27	6	39/42	27/35	1	418
Opponents	34	14	17	3	28/28	23/29	1	313

**2-Pt. Conversions:** Byars, Coates, Gash, Martin, Team 4-6, Opponents 5-6

RUSHING	NO	YDS	AVG	LG	TD
Martin	316	1152	3.6	57	14
Meggett	40	122	3.1	12	0
Grier	27	105	3.9	26	1
Glenn	5	42	8.4	26	0
Bledsoe	24	27	1.1	8	0
Gash	8	15	1.9	3	0
Jefferson	1	6	6.0	6	0
Byars LG	2	2	1.0	3	0
Byars TM	2	2	1.0	3	0
Zolak	4	-3	-0.7	0	0
<b>Patriots</b>	<b>427</b>	<b>1468</b>	<b>3.4</b>	<b>57</b>	<b>15</b>
<b>Opponents</b>	<b>434</b>	<b>1502</b>	<b>3.5</b>	<b>36</b>	<b>14</b>

RECEIVING	NO	YDS	AVG	LG	TD
Glenn	90	1132	12.6	37f	6
Coates	62	682	11.0	84f	9
Jefferson	50	771	15.4	42	4
Martin	46	333	7.2	41	3
Meggett	33	292	8.8	26	0
Gash	33	276	8.4	28	2
Byars LG	32	289	9.0	27	2
Byars TM	27	249	9.2	27	2
T. Brown	21	222	10.6	38	0
Graham	5	64	12.8	23	0
W. Moore	3	37	12.3	16	0
Burke	1	19	19.0	19	0
Grier	1	8	8.0	8	0
Jells	1	5	5.0	5	0
Bartrum	1	1	1.0	1t	1
<b>Patriots</b>	<b>374</b>	<b>4091</b>	<b>10.9</b>	<b>84f</b>	<b>27</b>
<b>Opponents</b>	<b>322</b>	<b>4055</b>	<b>12.6</b>	<b>63f</b>	<b>17</b>

INTERCEPTIONS	NO	YDS	AVG	LG	TD
Clay	4	50	12.5	35	0
Law	3	45	15.0	38t	1
Smith LG	2	20	10.0	11	0
Smith TM	2	20	10.0	11	0
Hitchcock	2	14	7.0	14	0
Hitchcock	2	14	7.0	14	0
Henderson	2	7	3.5	7	0
Reynolds	2	7	3.5	7	0
McGinest	1	46	46.0	46t	1
Ray	1	43	43.0	43	0
Collins	1	7	7.0	7	0
Slade	1	2	2.0	2	0
Johnson	1	0	0.0	0	0
Sabb	1	0	0.0	0	0
<b>Patriots</b>	<b>23</b>	<b>255</b>	<b>11.1</b>	<b>46t</b>	<b>2</b>
<b>Opponents</b>	<b>15</b>	<b>191</b>	<b>12.7</b>	<b>60</b>	<b>1</b>

PUNTING	NO	YDS	AVG	NET	TB	IN20	LG	BLK
Tupa	63	2739	43.5	36.0	7	14	62	0
Vinatieri	1	27	27.0	27.0	0	1	27	0
<b>Patriots</b>	<b>64</b>	<b>2766</b>	<b>43.2</b>	<b>35.8</b>	<b>7</b>	<b>15</b>	<b>62</b>	<b>0</b>
<b>Opponents</b>	<b>82</b>	<b>3483</b>	<b>42.5</b>	<b>33.6</b>	<b>7</b>	<b>18</b>	<b>58</b>	<b>1</b>

PUNT RETURNS	NO	FC	YDS	AVG	LG	TD
Meggett	52	9	588	11.3	60t	1
<b>Patriots</b>	<b>52</b>	<b>9</b>	<b>588</b>	<b>11.3</b>	<b>60t</b>	<b>1</b>
<b>Opponents</b>	<b>34</b>	<b>8</b>	<b>334</b>	<b>9.8</b>	<b>36</b>	<b>0</b>

KICK RETURNS	NO	YDS	AVG	LG	TD
Meggett	34	781	23.0	54	0
T. Brown	29	634	21.9	51	0
Gisler	1	9	9.0	9	0
<b>Patriots</b>	<b>64</b>	<b>1424</b>	<b>22.3</b>	<b>54</b>	<b>0</b>
<b>Opponents</b>	<b>81</b>	<b>1683</b>	<b>20.8</b>	<b>70</b>	<b>0</b>

**Sacks:** McGinest 9.5, Slade 7.0, Bruschi 4.0, Sagapolutele 3.0, Jones 2.0, Eaton 1.0, Milloy 1.0, Ray 1.0, Smith 1.0, Wheeler 1.0, Wyman 1.0, Collons 0.5, McGruder 0.5, Sabb 0.5.  
**Patriots 33.0, Opponents 30.0**

FIELD GOALS	1-19	20-29	30-39	40-49	50+
Vinatieri	1/1	9/10	8/8	8/14	1/2
<b>Patriots</b>	<b>1/1</b>	<b>9/10</b>	<b>8/8</b>	<b>8/14</b>	<b>1/2</b>
<b>Opponents</b>	<b>0/0</b>	<b>10/10</b>	<b>10/11</b>	<b>2/6</b>	<b>1/2</b>

**Vinatieri:**(25G)(42G,45N,25N,47B)(47N,31G)(23G,30G,29G,44N,41G,40G)(22G,35G,50G)(24G,35G,29G,43N)(44G,36G)(40G,32G,54N)(1)(30G)(40N)(26G,22G)(47G)(19G,41G)(21G,30G)(40G)

**Opponents:**(34G)(33G,37N)(42N,27G)(21G,48N,24G)(21G,35G,38G)(33G)(45N,39G)(48N,26G,32G)(52N,28G)(47G)(42G,50G)(27G)(23G,36G,35G,29G)(30G,27G)

**Starters: Offense:** WR Shawn Jefferson (15), Dietrich Jells (1); LT Bruce Armstrong (16); LG William Roberts (16); C Dave Wohlabaugh (16); RG Todd Rucci (12), Bob Kratch (4); RT Max Lane (16); TE Ben Coates (15), John Burke (1); WR Terry Glenn (15), Will Moore (1); QB Drew Bledsoe (16); RB Curtis Martin (15), David Meggett (1); FB Sam Gash (9), Keith Byars (1); 3rd TE K. Byars (4), J. Burke (1).

**Defense:** LE Mike Jones (7), Ferric Collons (4), Willie McGinest (3), Chris Slade (2); LDT Mark Wheeler (14), M. Jones (2); RDT Pio Sagapolutele (10), Devin Wyman (4), F. Collons (1), M. Wheeler (1); RE W. McGinest (13), Mike Jones (3); LLB Todd Collins (5), Monty Brown (4), C. Slade (4), Dwayne Sabb (2); MLB Ted Johnson (15); RLB D. Sabb (5), T. Collins (4), M. Brown (3); C. Slade (3); LCB Ty Law (12), Ricky Reynolds (4); RCB Jimmy Hitchcock (5), R. Reynolds (5), Otis Smith (5), Willie Clay (1); SS Terry Ray (7), Lawyer Milloy (8); FS W. Clay (15), L. Milloy (1).

**1996 Coaching Staff:** Bill Belichick, Assistant Head Coach/Secondary, Maurice Carthon, Running Backs, Romeo Crennel, Defensive Line, Al Groh, Defensive Coordinator/Linebackers, Fred Hoaglin, Offensive Line, Chris Palmer, Quarterbacks, Johnny Parker, Strength/Conditioning, Ray Perkins, Offensive Coordinator, Mike Pope, Tight Ends, Dante Scarnecchia, Defensive Asst./LB's, Mike Sweatman, Special Teams, Charlie Weis, Running Backs.

**Pro Bowl (6):** T Bruce Armstrong (5), QB Drew Bledsoe (2), TE Ben Coates (3), RB Curtis Martin (2), RE Willie McGinest (1), KR David Meggett (1).

	PASSING	ATT	CMP	YARDS	CMP%	YDS/ATT	TD	TD%	INT	INT%	LG	SK/YDS	RATING
Bledsoe	623	373	4086	59.9	6.56	27	4.3	15	2.4	84t	30/190	83.7	
Tupa	2	0	0	0.0	0.00	0	0.0	0	0.0	0	0/0	39.6	
Grier	1	0	0	0.0	0.00	0	0.0	0	0.0	0	0/0	39.6	
Meggett	1	0	0	0.0	0.00	0	0.0	0	0.0	0	0/0	39.6	
Zolak	1	1	5	100.0	5.00	0	0.0	0	0.0	5	0/0	87.5	
<b>Patriots</b>	<b>628</b>	<b>374</b>	<b>4091</b>	<b>59.6</b>	<b>6.51</b>	<b>27</b>	<b>4.3</b>	<b>15</b>	<b>2.4</b>	<b>84t</b>	<b>30/190</b>	<b>83.2</b>	
<b>Opponents</b>	<b>596</b>	<b>322</b>	<b>4055</b>	<b>54.0</b>	<b>6.80</b>	<b>17</b>	<b>2.9</b>	<b>23</b>	<b>3.9</b>	<b>63t</b>	<b>33/252</b>	<b>68.9</b>	



# 1997 FINAL STATISTICS (10-6)

Head Coach: Pete Carroll • AFC East Division Champions • Home Stadium: Foxboro Stadium

DATE	W/L	SCORE	OPPONENT	ATTENDANCE
8/31	W	41-7	San Diego	60,190
9/07	W	31-6	at Indianapolis	53,632
9/14	W	27-24	N.Y. Jets OT	60,072
9/21	W	13-3	Chicago	59,873
9/28			BYE WEEK	
10/06	L	13-34	at Denver	75,821
10/12	W	33-6	Buffalo	59,802
10/19	L	19-24	at N.Y. Jets	71,061
10/27	L	10-28	Green Bay	59,972
11/02	L	18-23	at Minnesota	62,917
11/09	W	31-10	at Buffalo	65,783
11/16	L	7-27	at Tampa Bay	70,479
11/23	W	27-24	Miami	59,002
11/30	W	20-17	Indianapolis	58,507
12/07	W	26-20	at Jacksonville	73,446
12/13	L	21-24	Pittsburgh OT	60,013
12/22	W	14-12	at Miami	74,379
<b>AFC PLAYOFFS</b>				
12/28	W	17-3	Miami	60,041
1/03	L	6-7	at Pittsburgh	51,228

RUSHING	NO	YDS	AVG	LG	TD
Martin	274	1160	4.2	70T	4
Cullors	22	101	4.6	24	0
Grier	33	75	2.3	12	1
Meggett	20	60	3.0	10	1
Bledsoe	28	55	2.0	8	0
Byars	11	24	2.2	5	0
Gash	6	10	1.7	4	0
Zolak	3	-3	-1.0	-1	0
Brown	1	-18	-18.0	-18	0
<b>Patriots</b>	<b>398</b>	<b>1464</b>	<b>3.7</b>	<b>70T</b>	<b>6</b>
<b>Opponents</b>	<b>436</b>	<b>1616</b>	<b>3.7</b>	<b>34</b>	<b>16</b>

RECEIVING	NO	YDS	AVG	LG	TD
Coates	66	737	11.2	35	8
Jefferson	54	841	15.6	76	2
Brown	41	607	14.8	67	6
Martin	41	296	7.2	22	1
Glenn	27	431	16.0	50	2
Brisby	23	276	12.0	31	2
Gash	22	154	7.0	19	3
Byars	20	189	9.5	51	3
Meggett	19	203	10.7	49T	1
Purnell	5	57	11.4	20T	3
Cullors	2	8	4.0	6	0
Jells	1	9	9.0	9	0
<b>Patriots</b>	<b>321</b>	<b>3808</b>	<b>11.9</b>	<b>76</b>	<b>31</b>
<b>Opponents</b>	<b>368</b>	<b>3772</b>	<b>10.3</b>	<b>51</b>	<b>34</b>

INTERCEPTIONS	NO	YDS	AVG	LG	TD
Clay	6	109	18.2	53T	1
Law	3	70	23.3	40	0
Milloy	3	15	5.0	15	0
Hitchcock	2	104	52.0	100T	1
Whigham	2	60	30.0	60T	1
Moore	2	7	3.5	7	0
Slade	1	1	1.0	1T	1
<b>Patriots</b>	<b>19</b>	<b>366</b>	<b>19.3</b>	<b>100T</b>	<b>4</b>
<b>Opponents</b>	<b>15</b>	<b>213</b>	<b>14.2</b>	<b>45</b>	<b>2</b>

PUNTING	NO	YDS	AVG	NET YDS	IN20	LG	BLK
Tupa	78	3569	45.8	36.1	14	24	73
<b>Patriots</b>	<b>78</b>	<b>3569</b>	<b>45.8</b>	<b>36.1</b>	<b>14</b>	<b>24</b>	<b>73</b>
<b>Opponents</b>	<b>74</b>	<b>3288</b>	<b>44.4</b>	<b>36.5</b>	<b>6</b>	<b>17</b>	<b>66</b>

PUNT RETURNS	NO	FC	YDS	AVG	LG	TD
Meggett	45	8	467	10.4	47	0
<b>Patriots</b>	<b>45</b>	<b>8</b>	<b>467</b>	<b>10.4</b>	<b>47</b>	<b>0</b>
<b>Opponents</b>	<b>38</b>	<b>11</b>	<b>437</b>	<b>11.5</b>	<b>26</b>	<b>0</b>

KICK RETURNS	NO	YDS	AVG	LG	TD
Meggett	33	816	24.7	61	0
Cullors	15	386	25.7	86T	1
Canty	4	115	28.8	63	0
Coates	1	20	20.0	20	0
<b>Patriots</b>	<b>53</b>	<b>1337</b>	<b>26.2</b>	<b>86T</b>	<b>1</b>
<b>Opponents</b>	<b>75</b>	<b>1651</b>	<b>22.0</b>	<b>92T</b>	<b>1</b>

**Sacks:** Slade 9.0, Thomas 7.0, Bruschi 4.0, Johnson 4.0, Jones 4.0, Wheeler 4.0, Canty 2.0, McGinest 2.0, Whigham 2.0, Collins 1.5, Eaton 1.0, Israel 1.0, McGruder 1.0, Law 0.5; **Patriots 45.0, Opponents 30.0.**

**FIELD GOALS** 1-19 20-29 30-39 40-49 50+  
 Vinatieri 0/0 11/11 7/9 6/8 1/1  
**Team** 0/0 11/11 7/9 6/8 1/1  
**Opponents** 0/0 7/8 7/10 5/8 1/3

**Vinatieri:**(21G, 26G) (21G) (33G,34G) (27G) (26G,49G) (20G,23G,41G,52G) (24G) (38G) (22G,25G) (42G,42N, 45N) () (36G,27G,30N) (32G,48G) (44G,41G, 33G,39G,32N) () ()

**Opponents:()** (45G,38G) (27G,29B) (38G) (21G,48N,33G) (34N) (35N,35G,68N,36N) () (24G,23G,41G) (23G) (44G,44G) (25G) (24G,42N) (44N) (36G,34G,31G) (50G,41G,51N)

**Starters: Offense:** WR Shawn Jefferson (14); LT Bruce Armstrong (16); LG Max Lane (15), Heath Irwin (1); C Dave Wohlbaugh (14), Mike Gisler (2); RG Todd Rucci (16); RT Zefross Moss (15), M. Lane (1); TE Ben Coates (16); QB Drew Bledsoe (16); RB Curtis Martin (13), David Meggett (2), Derrick Cullors (1); FB Keith Byars (8), Sam Gash (5); 3rd WR Vincent Brisby (3); 2nd TE Lovett Purnell (2).

**Defense:** LE Chris Sullivan (7), Ferric Collons (5), Mike Jones (4); LDT Mark Wheeler (14), Chad Eaton (1), M. Jones (1); RDT Henry Thomas (16); RE Willie McGinest (11), C. Sullivan (3), M. Jones (2); LLB Chris Slade (16); MLB Ted Johnson (16); RLB Todd Collins (15), Tedy Bruschi (1); LCB Ty Law (16); RCB Jimmy Hitchcock (15), Chris Canty (1); SS Lawyer Milloy (16); FS Willie Clay (16).

**1997 Coaching Staff:** Paul Boudreau, Offensive Line, Jeff Davidson, Tight Ends, Ray Hamilton, Defensive Line, Larry Kennan, Offensive Coordinator, Ron Lynn, Defensive Backs, Johnny Parker, Strength/ Conditioning, Andre Patterson, Defensive Assistant, Bo Pelini, Linebackers, Dante Scarnecchia, Special Teams, Steve Sidwell, Defensive Coordinator, Carl Smith, Asst. Head Coach/Quarterbacks, Steve Walters, Wide Receivers, Kirby Wilson, Running Backs.

**Pro Bowl (5):** T Bruce Armstrong (6), QB Drew Bledsoe (3), TE Ben Coates (4), LB Chris Slade (1), SpT Larry Whigham (1).

## Team Statistics

	PATS	OPP
<b>TOTAL FIRST DOWNS</b>	<b>267</b>	<b>322</b>
Rushing	71	114
Passing	173	183
Penalty	23	25
3rd Down: Made/Att	88/218	90/233
3rd Down Pct.	40.4	38.6
4th Down: Made/Att	3/13	16/30
4th Down Pct.	23.1	53.3
<b>POSSESSION AVG.</b>	<b>28:08</b>	<b>31:52</b>
<b>TOTAL NET YARDS</b>	<b>5014</b>	<b>5085</b>
Avg. Per Game	313.4	317.8
Total Plays	960	1100
Avg. Per Play	5.2	4.6
<b>NET YARDS RUSHING</b>	<b>1464</b>	<b>1616</b>
Avg. Per Game	91.5	101.0
Total Rushes	398	436
<b>NET YARDS PASSING</b>	<b>3550</b>	<b>3469</b>
Avg. Per Game	221.9	216.8
Sacked/Yards Lost	30/258	45/303
Gross Yards	3808	3772
Att./Completions	532/321	619/368
Completion Pct.	60.3	59.5
Had Intercepted	15	19
<b>PUNTS/AVERAGE</b>	<b>79/45.2</b>	<b>74/44.4</b>
<b>NET PUNTING AVG.</b>	<b>79/36.1</b>	<b>74/36.5</b>
<b>PENALTIES/YARDS</b>	<b>197/45</b>	<b>106/763</b>
<b>FUMBLES/BALL LOST</b>	<b>17/77</b>	<b>29/13</b>
<b>TOUCHDOWNS</b>	<b>42</b>	<b>33</b>
Rushing	6	16
Passing	31	14
Returns	5	3

Score by Periods	1	2	3	4	OT	Total
<b>Patriots</b>	<b>82</b>	<b>126</b>	<b>61</b>	<b>97</b>	<b>3</b>	<b>369</b>
<b>Opponents</b>	<b>60</b>	<b>39</b>	<b>89</b>	<b>98</b>	<b>3</b>	<b>289</b>

SCORING	Td	Ru	Pa	Rt	PAT	FG	S	TP
Vinatieri	0	0	0	40/40	25/29	0	115	0
Coates	8	0	0	0	0	0	48	0
Brown	6	0	6	0	0	0	36	0
Martin	5	4	1	0	0	0	30	0
Byars	3	0	3	0	0	0	18	0
Gash	3	0	3	0	0	0	18	0
Purnell	3	0	3	0	0	0	18	0
Brisby	2	0	2	0	0	0	12	0
Glenn	2	0	2	0	0	0	12	0
Jefferson	2	0	2	0	0	0	12	0
Meggett	2	0	2	0	0	0	12	0
Clay	1	0	1	0	0	0	6	0
Cullors	1	0	1	0	0	0	6	0
Grier	1	1	0	0	0	0	6	0
Hitchcock	1	0	0	1	0	0	6	0
Slade	1	0	0	1	0	0	6	0
Whigham	1	0	0	1	0	0	6	0
<b>Patriots</b>	<b>42</b>	<b>6</b>	<b>31</b>	<b>5</b>	<b>40/40</b>	<b>25/29</b>	<b>1</b>	<b>369</b>
<b>Opponents</b>	<b>33</b>	<b>16</b>	<b>14</b>	<b>3</b>	<b>29/29</b>	<b>20/29</b>	<b>0</b>	<b>289</b>

2-Pt. Conversions: Team 0-2, Opponents 1-4

PASSING	ATT	CMP	YARDS	CMP%	YDS/ATT	TD	TD%	INT	INT%	LG	SK/YDS	RATING
Bledsoe	522	314	3706	60.2	7.10	28	5.4	15	2.9	76	30/258	87.7
Zolak	9	6	67	66.7	7.44	2	22.2	0	0.0	20t	0/0	128.2
Meggett	1	1	35	100.0	35.0	1	100.0	0	0.0	35t	0/0	158.3
<b>Patriots</b>	<b>532</b>	<b>321</b>	<b>3808</b>	<b>60.3</b>	<b>7.16</b>	<b>31</b>	<b>5.8</b>	<b>15</b>	<b>2.8</b>	<b>76</b>	<b>30/258</b>	<b>89.9</b>
<b>Opponents</b>	<b>619</b>	<b>368</b>	<b>3772</b>	<b>59.5</b>	<b>6.09</b>	<b>14</b>	<b>2.3</b>	<b>19</b>	<b>3.1</b>	<b>51</b>	<b>45/303</b>	<b>71.8</b>

RESULTS



# 1999 FINAL STATISTICS (8-8)

Head Coach: Pete Carroll • Tied for Fourth in AFC East • Home Stadium: Foxboro Stadium

DATE	W/L	SCORE	OPPONENT	ATTENDANCE
9/12	W	30-28	at N.Y. Jets	78,227
9/19	W	31-28	Indianapolis	59,640
9/26	W	16-14	N.Y. Giants	59,169
10/03	W	19-7	at Cleveland	72,368
10/10	L	14-16	at Kansas City	78,636
10/17	W	30-31	Miami	60,006
10/24	W	24-23	Denver	60,011
10/31	W	27-3	at Arizona	55,830
11/07			BYE WEEK	
11/15	L	17-24	N.Y. Jets	59,077
11/21	L	17-27	at Miami	74,295
11/28	L	7-17	at Buffalo	72,111
12/05	W	13-6	Dallas	58,444
12/12	L	15-20	at Indianapolis	56,975
12/19	L	9-24	at Philadelphia	65,475
12/26	L	10-13	Buffalo OT	55,014
1/02	W	20-3	Baltimore	50,263

## Team Statistics

	PATS	OPP
<b>TOTAL FIRST DOWNS</b>	<b>280</b>	<b>281</b>
Rushing	72	106
Passing	184	154
Penalty	24	21
3rd Down: Made/Att	79/223	81/231
3rd Down Pct.	35.4	35.1
4th Down: Made/Att	4/13	5/18
4th Down Pct.	30.8	27.8
<b>POSSESSION AVG.</b>	<b>28:49</b>	<b>31:11</b>
<b>TOTAL NET YARDS</b>	<b>5062</b>	<b>4808</b>
Avg. Per Game	316.4	300.5
Total Plays	1021	1048
Avg. Per Play	5.0	4.6
<b>NET YARDS RUSHING</b>	<b>1426</b>	<b>1795</b>
Avg. Per Game	89.1	112.2
Total Rushes	425	486
<b>NET YARDS PASSING</b>	<b>3636</b>	<b>3013</b>
Avg. Per Game	227.3	188.3
Sacked/Yards Lost	56/349	42/268
Gross Yards	3985	3281
Att./Completions	540/305	520/293
Completion Pct.	56.5	56.3
Had Intercepted	21	16
<b>PUNTS/AVERAGE</b>	<b>90/41.5</b>	<b>95/41.2</b>
<b>NET PUNTING AVG.</b>	<b>90/34.6</b>	<b>95/33.7</b>
<b>PENALTIES/YARDS</b>	<b>95/812</b>	<b>102/775</b>
<b>FUMBLES/BALL LOST</b>	<b>27/12</b>	<b>29/15</b>
<b>TOUCHDOWNS</b>	<b>32</b>	<b>30</b>
Rushing	9	6
Passing	19	23
Returns	4	1

Score by Periods	1	2	3	4	OT	Total
Patriots	61	84	67	87	0	299
Opponents	70	101	56	54	3	284

SCORING	TD	Ru	Pa	Rt	PAT	FG	S	TP
Vinatieri	0	0	1	0	29/30	26/33	0	107
Allen	0	0	1	0	0	0	0	54
Jefferson	6	0	6	0	0	0	0	36
Glenn	4	0	4	0	0	0	0	24
Coates	2	0	2	0	0	0	0	12
Faulk	2	1	1	0	0	0	0	12
Simmons	2	0	2	0	0	0	0	12
Bartrum	1	0	1	0	0	0	0	6
Brown	1	0	1	0	0	0	0	6
Eaton	1	0	0	1	0	0	0	6
Katzenmoyer	1	0	0	1	0	0	0	6
Law	1	0	0	1	0	0	0	6
McGinest	1	0	0	1	0	0	0	6
Warren	1	0	1	0	0	0	0	6
Patriots	32	9	19	4	29/30	26/33	0	299
Opponents	30	6	23	1	27/27	25/30	1	284

2-Pt. Conversions: Team 0-2, Opponents 0-3

RUSHING	NO	YDS	AVG	LG	TD
Allen	254	896	3.5	39	8
Faulk	67	227	3.4	43	1
Warren	35	120	3.4	18	0
Bledsoe	42	101	2.4	25	0
T. Carter	6	26	4.3	9	0
Shaw	9	23	2.6	12	0
L. Johnson	2	13	6.5	13	0
Floyd	6	12	2.0	6	0
Ellison	2	10	5.0	8	0
C. Carter	0	0	---	---	0
Friesz	2	-2	-1.0	-1	0
<b>Patriots</b>	<b>425</b>	<b>1426</b>	<b>3.4</b>	<b>43</b>	<b>9</b>
<b>Opponents</b>	<b>486</b>	<b>1795</b>	<b>3.7</b>	<b>60</b>	<b>6</b>

RECEIVING	NO	YDS	AVG	LG	TD
Glenn	69	1147	16.6	67	4
Jefferson	40	698	17.5	68	6
Brown	36	471	13.1	37	1
Coates	32	370	11.6	27	2
Warren	29	262	9.0	21	1
T. Carter	20	108	5.4	20	0
Simmons	19	276	14.5	58	2
Brisby	18	266	14.8	40	0
Allen	14	125	8.9	38	1
Faulk	12	98	8.2	19	1
Rutledge	7	66	9.4	13	0
Ellison	4	50	12.5	23	0
Shaw	2	31	15.5	29	0
Floyd	2	16	8.0	11	0
Bartrum	1	1	1.0	1	1
<b>Patriots</b>	<b>305</b>	<b>3985</b>	<b>13.1</b>	<b>68</b>	<b>19</b>
<b>Opponents</b>	<b>293</b>	<b>3281</b>	<b>11.2</b>	<b>69</b>	<b>23</b>

INTERCEPTIONS	NO	YDS	AVG	LG	TD
Milloy	4	17	4.3	17	0
Serwanga	3	2	0.7	2	0
C. Carter	3	13	4.3	8	0
Law	2	20	10.0	27	1
Katzenmoyer	1	57	57.0	57	1
Bruschi	1	1	1.0	1	0
Israel	1	0	0.0	0	0
Slade	1	0	0.0	0	0
<b>Patriots</b>	<b>16</b>	<b>110</b>	<b>6.9</b>	<b>57</b>	<b>2</b>
<b>Opponents</b>	<b>21</b>	<b>299</b>	<b>14.2</b>	<b>84</b>	<b>1</b>

PUNTING	NO	YDS	AVG	NET TB	IN20	LG	BLBK
L. Johnson	90	3735	41.5	34.6	14	23	58
<b>Patriots</b>	<b>90</b>	<b>3735</b>	<b>41.5</b>	<b>34.6</b>	<b>14</b>	<b>23</b>	<b>58</b>
<b>Opponents</b>	<b>95</b>	<b>3914</b>	<b>41.2</b>	<b>33.7</b>	<b>11</b>	<b>20</b>	<b>65</b>

PUNT RETURNS	NO	FC	YDS	AVG	LG	TD
Brown	38	13	405	10.7	52	0
Faulk	10	4	90	9.0	20	0
<b>Patriots</b>	<b>48</b>	<b>17</b>	<b>495</b>	<b>10.3</b>	<b>52</b>	<b>0</b>
<b>Opponents</b>	<b>36</b>	<b>20</b>	<b>345</b>	<b>9.6</b>	<b>45</b>	<b>0</b>

KICK RETURNS	NO	YDS	AVG	LG	TD
Faulk	39	943	24.2	95	0
Brown	8	271	33.9	54	0
Simmons	6	132	22.0	29	0
Jones	5	113	22.6	28	0
Warren	2	25	12.5	16	0
Ellison	1	13	13.0	13	0
Sullivan	1	1	1.0	1	0
<b>Patriots</b>	<b>62</b>	<b>1498</b>	<b>24.2</b>	<b>95</b>	<b>0</b>
<b>Opponents</b>	<b>64</b>	<b>1441</b>	<b>22.5</b>	<b>58</b>	<b>0</b>

**Sacks:** McGinest 9.0, Slade 4.5, Katzenmoyer 3.5, Eaton 3.0, Mitchell 3.0, Thomas 3.0, Whigham 3.0, Bruschi 2.0, Collons 2.0, T. Johnson 2.0, Milloy 2.0, C. Carter 1.0, Israel 1.0, Serwanga 1.0, Sullivan 1.0, Law 0.5, Spires 0.5, Team 42.0, Opponents 56.0

FIELD GOALS	1-19	20-29	30-39	40-49	50+
Vinatieri	1/1	14/14	5/7	5/9	1/2
<b>Patriots</b>	<b>1/1</b>	<b>14/14</b>	<b>5/7</b>	<b>5/9</b>	<b>1/2</b>
<b>Opponents</b>	<b>2/2</b>	<b>11/11</b>	<b>5/6</b>	<b>6/8</b>	<b>1/3</b>

**Vinatieri:**(33G,21G,23G)(26G)(38G,19G,41G)(22G,21G,42N)(48N,32N)(41G,39G,34G)(28G)(1)(22G)(27G)(1)(41G,23G)(28G,28G,26G)(23G,43G,56N,46G)(44N,38G,33N,44N)(25G,51G)

**Opponents:**(1)(1)(41N)(38N)(22G,41G,23G)(20G,33G,45G,45G,41G,53G)(40G,28G,30G,59N)(24G)(26G)(19G,23G)(28G)(20G,43N,34G)(28G,31G)(43G,51N)(39G,23G)(19G)

**Starters: Offense:** WR Shawn Jefferson (16); LT Bruce Armstrong (16); LG Heath Irwin (13), Max Lane (3); C Damien Woody (16); RG Todd Rucci (14); M. Lane (2); RT Zefross Moss (13), M. Lane (2), Ed Ellis (1); TE Ben Coates (15), Rod Rutledge (1); WR Terry Glenn (13), Vincent Brisby (1), Troy Brown (1) Tony Simmons (1), QB Drew Bledsoe (16); RB Terry Allen (13), Kevin Faulk (2), Lamont Warren (1); FB Tony Carter (14); 3rd TE R. Rutledge (1); 2nd RB L. Warren (1).

**Defense:** DE Brandon Mitchell (16); NT Chad Eaton (16); DT Henry Thomas (16); Elephant Willie McGinest (16); SLB Chris Slade (16); MLB Andy Katzenmoyer (11), Ted Johnson (5); WLB Tedy Bruschi (14), Marty Moore (2); LCB Ty Law (13), Kato Serwanga (3); RCB Steve Israel (13), Tebucky Jones (2), Terry Billups (1); SS Lawyer Milloy (16); FS Chris Carter (15), Tony George (1).

**1999 Coaching Staff:** Jeff Davidson, Asst. Offensive Line, Ivan Fears, Wide Receivers, Ray Hamilton, Defensive Line, Ron Lynn, Defensive Backs, Johnny Parker, Strength/Conditioning, Bo Pelini, Linebackers, Jack Reilly, Quarterbacks, Dante Scarneccia, Offensive Line, Brad Seely, Special Teams, Steve Sidwell, Defensive Coordinator, Carl Smith, Tight Ends, DeWayne Walker, Defensive Assistant - Secondary, Kirby Wilson, Running Backs, Ernie Zampese, Offensive Coordinator.

**Pro Bowl (2):** WR Terry Glenn (1), SS Lawyer Milloy (2).

PASSING	ATT	CMP	YARDS	CMP%	YDS/ATT	TD	TD%	INT	INT%	LG	SK/YDS	RATING
Bledsoe	539	305	3985	56.6	7.39	19	3.5	21	3.9	68	55/342	75.6
Brown	1	0	0	0.0	0.00	0	0.0	0	0.0	0	0/0	39.6
Warren	0	0	0	---	---	0	---	0	---	---	1/7	---
<b>Patriots</b>	<b>540</b>	<b>305</b>	<b>3985</b>	<b>56.5</b>	<b>7.38</b>	<b>19</b>	<b>3.5</b>	<b>21</b>	<b>3.9</b>	<b>68</b>	<b>56/349</b>	<b>75.4</b>
<b>Opponents</b>	<b>520</b>	<b>293</b>	<b>3281</b>	<b>56.3</b>	<b>6.31</b>	<b>23</b>	<b>4.4</b>	<b>16</b>	<b>3.1</b>	<b>69</b>	<b>42/268</b>	<b>77.3</b>

# 2000 FINAL STATISTICS (5-11)

Head Coach: Bill Belichick • Fifth in AFC East • Home Stadium: Foxboro Stadium

DATE	W/L	SCORE	OPPONENT	ATTENDANCE
9/03	L	16-21	Tampa Bay	60,292
9/11	L	19-20	at N.Y. Jets	77,687
9/17	L	13-21	Minnesota	60,292
9/24	L	3-10	Miami	73,344
10/01	W	28-19	at Denver	75,684
10/08	W	24-16	Indianapolis	60,292
10/15	L	17-34	N.Y. Jets	60,292
10/22	L	23-30	at Indianapolis	56,828
10/29			BYE WEEK	
11/05	L	13-16	Buffalo	60,292
11/12	L	11-19	at Cleveland	72,618
11/19	W	16-13	Cincinnati	60,292
11/23	L	9-34	Detroit	77,923
12/04	W	30-24	Kansas City	60,292
12/10	L	17-24	at Chicago	66,944
12/17	W	13-10	at Buffalo OT	47,230
12/24	L	24-27	Miami	60,292

## Team Statistics

	PATS	OPP
<b>TOTAL FIRST DOWNS</b>	<b>283</b>	<b>326</b>
Rushing	80	108
Passing	172	184
Penalty	31	34
3rd Down: Made/Att	82/234	103/237
3rd Down Pct.	35.0	43.5
4th Down: Made/Att	13/26	9/10
4th Down Pct.	50.0	90.0
<b>POSSESSION AVG.</b>	<b>28:56</b>	<b>31:04</b>
<b>TOTAL NET YARDS</b>	<b>4571</b>	<b>5353</b>
Avg. Per Game	285.7	334.6
Total Plays	1037	1068
Avg. Per Play	4.4	5.0
<b>NET YARDS RUSHING</b>	<b>1390</b>	<b>1831</b>
Avg. Per Game	86.9	114.4
Total Rushes	424	495
<b>NET YARDS PASSING</b>	<b>3181</b>	<b>3522</b>
Avg. Per Game	198.8	220.1
Sacked/Yards Lost	48/280	29/172
Gross Yards	3461	3694
Att./Completions	565/328	544/321
Completion Pct.	58.1	59.0
Had Intercepted	15	10
<b>PUNTS/AVERAGE</b>	<b>90/42.2</b>	<b>87/40.4</b>
<b>NET PUNTING AVG.</b>	<b>90/36.8</b>	<b>87/31.9</b>
<b>PENALTIES/YARDS</b>	<b>99/815</b>	<b>95/897</b>
<b>FUMBLES/BALL LOST</b>	<b>23/10</b>	<b>27/13</b>
<b>TOUCHDOWNS</b>	<b>28</b>	<b>38</b>
Rushing	9	12
Passing	18	23
Returns	1	3

Score by Periods	1	2	3	4	OT	Total
Patriots	76	86	30	81	3	276
Opponents	53	122	52	108	3	338

SCORING	TD	RU	PA	RT	PAT	FG	S	TP
Vinatieri	0	0	0	0	25/25	27/33	0	106
Glenn	6	0	6	0	0	0	0	36
Faulk	5	4	1	0	0	0	0	32
Brown	5	0	4	1	0	0	0	30
Redmond	3	1	2	0	0	0	0	18
Bjornson	2	0	2	0	0	0	0	12
Bledsoe	2	2	0	0	0	0	0	12
Carter	2	2	0	0	0	0	0	12
Wiggins	1	0	1	0	0	0	0	6
Rutledge	1	0	1	0	0	0	0	6
Simmons	1	0	1	0	0	0	0	6
<b>Patriots</b>	<b>28</b>	<b>9</b>	<b>18</b>	<b>1</b>	<b>25/25</b>	<b>27/33</b>	<b>0</b>	<b>276</b>
<b>Opponents</b>	<b>38</b>	<b>12</b>	<b>23</b>	<b>3</b>	<b>34/34</b>	<b>24/32</b>	<b>1</b>	<b>338</b>

2-Pt. Conversions: Patriots 1-3 (Faulk), Opponents 1-4

PASSING	ATT	CMP	YARDS	CMP%	YDS/ATT	TD	TD%	INT	INT%	LG	SK/YDS	RATING
Bledsoe	531	312	3291	58.8	6.20	17	3.2	13	2.4	59	45/264	77.3
Friesz	21	11	66	52.4	3.14	0	0.0	1	4.8	17	3/16	39.0
Bishop	9	3	80	33.3	8.89	1	11.1	1	11.1	44t	0	64.4
Brady	3	1	6	33.3	2.00	0	0.0	0	0.0	6	0/0	42.4
L. Johnson	1	1	18	100.0	18.00	0	0.0	0	0.0	18	0/0	118.8
<b>Patriots</b>	<b>565</b>	<b>328</b>	<b>3461</b>	<b>58.1</b>	<b>6.13</b>	<b>18</b>	<b>3.2</b>	<b>15</b>	<b>2.7</b>	<b>59</b>	<b>48/280</b>	<b>75.5</b>
<b>Opponents</b>	<b>544</b>	<b>321</b>	<b>3694</b>	<b>59.0</b>	<b>6.79</b>	<b>23</b>	<b>4.2</b>	<b>10</b>	<b>1.8</b>	<b>81t</b>	<b>29/172</b>	<b>86.0</b>

RUSHING	NO	YDS	AVG	LG	TD
Faulk	164	570	3.5	18	4
Redmond	125	406	3.2	20	1
Bledsoe	47	158	3.4	16	2
Carter	37	90	2.4	9	2
Pass	18	58	3.2	11	0
Brown	6	46	7.7	35	0
Glenn	4	39	9.8	35	0
Shaw	9	12	1.3	5	0
Bishop	7	-1	-1	2	0
R. Harris	3	14	4.7	7	0
Floyd	2	-1	-5	0	0
L. Johnson	2	-1	-5	0	0
<b>Patriots</b>	<b>424</b>	<b>1390</b>	<b>3.3</b>	<b>35</b>	<b>9</b>
<b>Opponents</b>	<b>495</b>	<b>1831</b>	<b>3.7</b>	<b>32</b>	<b>12</b>

RECEIVING	No	Yds	Avg	Lg	TD
Brown	83	944	11.4	44t	4
Glenn	79	963	12.2	39t	6
Faulk	51	465	9.1	52t	1
Bjornson	20	152	7.6	19	2
Redmond	20	126	6.3	20	2
Vinatieri	16	203	12.7	59	1
Rutledge	15	103	6.9	16	1
Simmons	14	231	16.5	46	1
Carter	9	73	8.1	21	0
Calloway	5	95	19.0	28	0
Jackson	5	44	8.8	13	0
P. Davis	4	17	4.3	15	0
S. Davis	2	12	6.0	8	0
Shaw	2	11	5.5	9	0
R. Harris	2	1	0.5	2	0
Floyd	1	21	21.0	21	0
<b>Patriots</b>	<b>328</b>	<b>3461</b>	<b>10.6</b>	<b>59</b>	<b>18</b>
<b>Opponents</b>	<b>321</b>	<b>3694</b>	<b>11.5</b>	<b>81t</b>	<b>23</b>

INTERCEPTIONS	NO	YDS	AVG	LG	TD
Law	2	32	16.0	32	0
Jones	2	20	10.0	20	0
Milloy	2	2	1.0	2	0
Smith	1	56	56.0	56	0
Langham	1	24	24.0	24	0
Thomas	1	16	16.0	16	0
A. Harris	1	11	11.0	11	0
<b>Patriots</b>	<b>10</b>	<b>161</b>	<b>16.1</b>	<b>56</b>	<b>0</b>
<b>Opponents</b>	<b>15</b>	<b>208</b>	<b>13.9</b>	<b>101t</b>	<b>2</b>

PUNTING	NO	YDS	AVG	NET BT	IN20	LG	BLK	
L. Johnson	89	3798	42.7	36.8	5	31	62	1
<b>Patriots</b>	<b>90</b>	<b>3798</b>	<b>42.2</b>	<b>36.8</b>	<b>5</b>	<b>31</b>	<b>62</b>	<b>1</b>
<b>Opponents</b>	<b>87</b>	<b>3513</b>	<b>40.4</b>	<b>31.9</b>	<b>9</b>	<b>23</b>	<b>62</b>	<b>0</b>

PUNT RETURNS	NO	FC	YDS	AVG	LG	TD
Brown	39	19	504	12.9	66t	1
Faulk	6	3	58	9.7	35	0
<b>Patriots</b>	<b>45</b>	<b>22</b>	<b>562</b>	<b>12.5</b>	<b>66t</b>	<b>1</b>
<b>Opponents</b>	<b>43</b>	<b>21</b>	<b>384</b>	<b>8.9</b>	<b>56</b>	<b>0</b>

**Sacks:** McGinest 6.0, Spires 6.0, Thomas 4.5, Slade 4.0, Eaton 2.5, Serwanga 2.0, Hamilton 1.5, Bruschi 1.0, A. Harris 1.0, T. Johnson 0.5, **Patriots 29.0, Opponents 48.0**

KICK RETURNS	NO	YDS	AVG	LG	TD
Faulk	38	816	21.5	40	0
Jackson	13	323	24.8	47	0
Simmons	4	82	20.5	39	0
Brown	2	15	7.5	9	0
Bruschi	2	13	6.5	7	0
S. Davis	2	45	22.5	32	0
Carter	1	16	16.0	16	0
Hamilton	1	0	0.0	0	0
Redmond	1	25	25.0	25	0
<b>Patriots</b>	<b>64</b>	<b>1335</b>	<b>20.9</b>	<b>47</b>	<b>0</b>
<b>Opponents</b>	<b>62</b>	<b>1350</b>	<b>21.8</b>	<b>87t</b>	<b>1</b>

FIELD GOALS	1-9	20-29	30-39	40-49	50+
Vinatieri	0/0	11/13	8/9	7/8	1/3
<b>Patriots</b>	<b>0/0</b>	<b>11/13</b>	<b>8/9</b>	<b>7/8</b>	<b>1/3</b>
<b>Opponents</b>	<b>1/1</b>	<b>5/7</b>	<b>11/13</b>	<b>7/11</b>	<b>0/0</b>

**Vinatieri:** (30G, 55N) (32G, 35G, 30G, 33G, 29N) (44N) (40G, 53N) (21G) (23G) (27G, 26G, 28G) (48G, 43G) (38G) (38G, 21G, 22G) (24G, 47G, 43G) (48G, 53G, 37N, 27G) (40G) (22G, 27N, 24G) (33G)

**Opponents:** (1) (1) (43G) (20G, 43N) (33G, 33G, 34G) (38G, 46N, 27G) (36G) (19G, 48G, 32G) (39G, 43G, 35G, 35G) (28G, 30N, 45G) (31G, 36G) (42G) (24G, 47N) (25G, 23B, 30B) (47G, 47N, 28N, 49G)

**Starters:** **Offense:** WR Troy Brown (15); LT Bruce Armstrong (16); LG Joe Andruzzi (11), Adrian Klemm (3), Derrick Fletcher (2); C Damien Woody (16); RG Sale Isia (14), Max Lane (2); RT Grant Williams (8), Greg Robinson-Ruddle (4), M. Lane (3), A. Klemm (1); TE Rod Rutledge (10), Eric Bjornson (6); WR Terry Glenn (16); QB Drew Bledsoe (16); RB Kevin Faulk (9), J.R. Redmond (5), Patrick Pass (2); FB Tony Carter (6); 2nd TE Jermaine Wiggins (2), R. Rutledge (1), Chris Eitzmann (1); 3rd WR Chris Calloway (2) Curtis Jackson (2), Tony Simmons (2), Shockmain Davis (1).

**Defense:** DE/OLB Willie McGinest (14), Brandon Mitchell (1), Greg Spires (1); DE B. Mitchell (8), Garrett Johnson (2), Chad Eaton (1), G. Spires (1), Henry Thomas (1); NT C. Eaton (12), H. Thomas (4); RDE Bobby Hamilton (16), SLB Chris Slade (15); ILB Ted Johnson (11), Rob Holmberg (4), Andy Katzenmoyer (1); WLB Tedy Bruschi (16); 4th LB A. Katzenmoyer (2), R. Holmberg (1); LCB Ty Law (15), Antonio Langham (1); RCB Otis Smith (12), A. Langham (4); SS Lawyer Milloy (16), FS Tebucky Jones (9), Larry Whigham (4), O. Smith (2), A. Langham (1); 5th DB A. Langham (1).

**2000 Coaching Staff:** Ned Burke, Coaching Assistant; Brian Daboll, Coaching Assistant; Jeff Davidson, Assistant Offensive Line; Ivan Fears, Wide Receivers; Mark Jackson, coaching assistant; Pepper Johnson, Assistant Linebackers; Eric Mangini, Defensive Backs; Randy Melvin, Defensive Line; Markus Paul, Assistant Strength and Conditioning; Dick Rehbenk, Quarterbacks; Rob Ryan, Linebackers; Dante Scarnecchia, Assistant Head Coach/Offensive Line; Brad Seely, Special Teams; DeWayne Walker, Defensive Assistant; Charlie Weis, Offensive Coordinator/Running Backs; Mike Woicik, Strength and Conditioning.

Pro Bowl (0)

RESULTS

# 2001 FINAL STATISTICS (11-5)

Head Coach: Bill Belichick • AFC East Division Champions • Home Stadium: Foxboro Stadium

DATE	W/L	SCORE	OPONENT	ATTENDANCE
9/09	L	17-23	at Cincinnati	51,521
9/23	L	3-10	N.Y. Jets	60,292
9/30	W	44-13	Indianapolis	60,292
10/07	L	10-30	at Miami	73,024
10/14	W	29-26	San Diego OT	60,292
10/21	W	38-17	at Indianapolis	56,022
10/28	L	20-31	at Denver	74,750
11/04	W	24-10	at Atlanta	45,572
11/11	W	21-11	Buffalo	60,292
11/18	L	17-24	St. Louis	60,292
11/25	W	34-17	New Orleans	60,292
12/02	W	17-16	at N.Y. Jets	78,712
12/09	W	27-16	Cleveland	60,292
12/16	W	12-9	at Buffalo OT	45,527
12/22	W	20-13	Miami	60,292
BYE WEEK				
1/06	W	38-6	at Carolina	71,907
<b>AFC PLAYOFFS</b>				
1/19	W	16-13	Oakland OT	60,292
1/27	W	24-17	at Pittsburgh	64,704
<b>SUPER BOWL XXXVI (at New Orleans, La.)</b>				
2/03	W	20-17	St. Louis	72,922

## Team Statistics

	PATS	OPP
<b>TOTAL FIRST DOWNS</b>	<b>292</b>	<b>303</b>
Rushing	101	99
Passing	163	171
Penalty	28	33
3rd Down: Made/Att	91/221	80/215
3rd Down Pct.	41.2	37.2
4th Down: Made/Att	7/17	5/15
4th Down Pct.	41.2	33.3
<b>POSSESSION AVG.</b>	<b>30:48</b>	<b>29:12</b>
<b>TOTAL NET YARDS</b>	<b>4882</b>	<b>5352</b>
Avg. Per Game	305.1	334.5
Total Plays	1001	1016
Avg. Per Play	4.9	5.3
<b>NET YARDS RUSHING</b>	<b>1793</b>	<b>1855</b>
Avg. Per Game	112.1	115.9
Total Rushes	473	429
<b>NET YARDS PASSING</b>	<b>3089</b>	<b>3497</b>
Avg. Per Game	193.1	218.6
Sacked/Yards Lost	46/237	41/234
Good Yards	3326	3731
Att./Completions	482/306	546/299
Completion Pct.	63.5	54.8
Had Intercepted	15	22
<b>PUNTS/AVERAGE</b>	<b>74/41.1</b>	<b>73/39.5</b>
<b>NET PUNTING AVG.</b>	<b>74/38.1</b>	<b>73/31.6</b>
<b>PENALTIES/YARDS</b>	<b>92/802</b>	<b>93/839</b>
<b>FUMBLE/BALL LOST TOUCHDOWNS</b>	<b>29/13</b>	<b>23/13</b>
Rushing	43	26
Passing	15	7
Returns	21	15

Score by Periods	1	2	3	4	OT	Total
Patriots	74	133	58	100	6	371
Opponents	54	51	94	73	0	272

SCORING	Td	Ru	Pa	Rt	PAT	FG	S	TP
Vinatieri	0	0	0	0	41/42	24/30	0	113
A. Smith	13	12	1	0	0	0	0	78
Brown	7	0	5	2	0	0	0	42
Patten	5	1	4	0	0	0	0	34
Wiggins	4	0	4	0	0	0	0	20
M. Edwards	3	1	2	0	0	0	0	18
Faulk	3	1	2	0	0	0	0	18
Law	2	0	0	2	0	0	0	12
O. Smith	2	0	0	2	0	0	0	12
Buckley	1	0	1	0	0	0	0	6
Glenn	1	0	1	0	0	0	0	6
C. Johnson	1	0	1	0	0	0	0	6
Pass	1	0	1	0	0	0	0	6
Patriots	43	15	21	7	41/42	24/30	0	371
Opponents	26	7	15	4	22/22	30/41	0	272

2-Pt. Conversions: Patriots 0-1, Opponents 2-4

PASSING	ATT	CMP	YARDS	CMP%	YDS/ATT	TD	TD%	INT	INT%	LG	SK/YDS	RATING
Brady	413	264	2843	63.9	6.88	18	4.4	12	2.9	91t	41/216	86.5
Bledsoe	66	40	400	60.6	6.06	2	3.0	2	3.0	58	5/21	75.3
Patten	2	1	60	50.0	30.00	1	50.0	1	50.0	60t	0/0	95.8
Faulk	1	1	23	100.0	23.00	0	0.0	0	0.0	23	0/0	118.8
Patriots	482	306	3326	63.5	6.90	21	4.4	15	3.1	91t	46/237	85.3
Opponents	546	299	3731	54.8	6.83	15	2.7	22	4.0	68	41/234	68.6

RUSHING	NO	YDS	AVG	LG	TD
A. Smith	287	1157	4.0	44	12
Faulk	41	169	4.1	24	1
M. Edwards	51	141	2.8	14	1
Redmond	35	119	3.4	16	0
Brown	11	91	8.3	31	0
Patten	5	67	13.4	29t	1
Brady	36	43	1.2	12	0
Bledsoe	5	18	3.6	8	0
Pass	1	7	7.0	7	0
L. Johnson	1	-19	-19.0	-19	0
<b>Patriots</b>	<b>473</b>	<b>1793</b>	<b>3.8</b>	<b>44</b>	<b>15</b>
<b>Opponents</b>	<b>429</b>	<b>1855</b>	<b>4.3</b>	<b>58</b>	<b>7</b>

RECEIVING	NO	YDS	AVG	LG	TD
Brown	101	1199	11.9	60t	5
Patten	51	749	14.7	91t	4
Faulk	30	189	6.3	28	2
M. Edwards	25	166	6.6	17	2
A. Smith	19	192	10.1	41t	1
Glenn	14	204	14.6	23	1
Wiggins	14	133	9.5	31	4
C. Johnson	14	111	7.9	24t	1
Redmond	13	132	10.2	17	0
Pass	6	66	11.0	23t	1
Rutledge	5	35	7.0	9	0
Small	4	29	7.3	11	0
Emanuel	4	25	6.3	16	0
Coleman	2	50	25.0	46	0
Jackson	2	16	8.0	12	0
Brady	1	23	23.0	23	0
Cox	1	7	7.0	7	0
<b>Patriots</b>	<b>306</b>	<b>3326</b>	<b>10.9</b>	<b>91t</b>	<b>21</b>
<b>Opponents</b>	<b>299</b>	<b>3731</b>	<b>12.5</b>	<b>68</b>	<b>15</b>

INTERCEPTIONS	NO	YDS	AVG	LG	TD
O. Smith	5	181	36.2	78t	2
Law	3	91	30.3	46t	2
Buckley	3	76	25.3	52t	1
Vrabel	2	27	13.5	15	0
Milloy	2	21	10.5	21	0
Bruschi	2	7	3.5	4	0
Pleasant	2	0	0.0	0	0
Phifer	1	14	14.0	14	0
Stevens	1	9	9.0	9	0
T. Jones	1	-4	-4.0	-4	0
<b>Patriots</b>	<b>22</b>	<b>422</b>	<b>19.2</b>	<b>78t</b>	<b>5</b>
<b>Opponents</b>	<b>15</b>	<b>273</b>	<b>18.2</b>	<b>49t</b>	<b>2</b>

PUNTING	NO	YDS	AVG	NET TB	INT	LG	BLK
Walter	49	1964	40.1	38t	2	24	58
L. Johnson	24	1045	43.5	38.3	3	76	0
Vinatieri	1	33	33.0	33.0	0	33	0
<b>Patriots</b>	<b>74</b>	<b>3042</b>	<b>41.1</b>	<b>38.1</b>	<b>5</b>	<b>28</b>	<b>76</b>
<b>Opponents</b>	<b>73</b>	<b>2885</b>	<b>39.5</b>	<b>31.6</b>	<b>7</b>	<b>18</b>	<b>61</b>

PUNT RETURNS	NO	FC	YDS	AVG	LG	TD
Brown	29	15	413	14.2	85t	2
Faulk	4	0	27	6.8	10	0
<b>Patriots</b>	<b>33</b>	<b>15</b>	<b>440</b>	<b>13.3</b>	<b>85t</b>	<b>2</b>
<b>Opponents</b>	<b>26</b>	<b>17</b>	<b>124</b>	<b>4.8</b>	<b>26</b>	<b>0</b>

**Sacks:** Hamilton 7.0, McGinest 6.0, Pleasant 6.0, Milloy 3.0, Seymour 3.0, Vrabel 3.0, Bruschi 2.0, Phifer 2.0, O. Smith 2.0, Buckley 1.0, T. Jones 1.0, Law 1.0, Mitchell 1.0, Parker 1.0, **Patriots 41.0, Opponents 46.0**

KICK RETURNS	NO	YDS	AVG	LG	TD
Faulk	33	662	20.1	42	0
Pass	10	222	22.2	33	0
Kelly	7	123	17.6	28	0
Jackson	2	30	15.0	19	0
Patten	2	44	22.0	24	0
Redmond	2	57	28.5	30	0
Brown	1	13	13.0	13	0
Bruschi	1	10	10.0	10	0
M. Edwards	1	23	23.0	23	0
<b>Patriots</b>	<b>59</b>	<b>1184</b>	<b>20.1</b>	<b>42</b>	<b>0</b>
<b>Opponents</b>	<b>75</b>	<b>1658</b>	<b>22.1</b>	<b>64</b>	<b>0</b>

FIELD GOALS	1-9	20-29	30-39	40-49	50+
Vinatieri	1/1	8/8	7/8	7/12	1/1
<b>Patriots</b>	<b>1/1</b>	<b>8/8</b>	<b>7/8</b>	<b>7/12</b>	<b>1/1</b>
<b>Opponents</b>	<b>2/2</b>	<b>11/12</b>	<b>8/9</b>	<b>7/14</b>	<b>2/4</b>

**Vinatieri:**(39G)(24G)(47G,48G,35G)(37G)(26G,44N,23G,44G)(43G)(24G,44G)(48G)(43N,45N)(33G)(46N)(28G)(54G,38G,39N,48G)(40G,32G,25G,23G)(32G,23G)(19G)

**Opponents:**(36G,47G,33G)(26G)(1)(19G,34G,27G)(21G,36N,27G,59N)(46B,42G,25B,42G,24G)(50G)(58N,49N,20G)(24G,49N)(42N,35G)(48N,43B,31G)(19G,40G,50G)(27G,39G,22G)(43N,41G,25G,41G)(36G,36G)(29G,40G)

**Starters: Offense:** WR Troy Brown (13), Charles Johnson (1), David Patten (1); LT Matt Light (12), Grant Williams (4); LG Mike Compton (15), Damien Woody (1); C D. Woody (14), M. Compton (1), Greg Ruegamer (1); RG Joe Andruzzi (16); RT Greg Robinson-Randall (16); TE Rod Rutledge (1), Jermaine Wiggins (3); WR D. Patten (13), Bert Emanuel (1); QB Tom Brady (14), Drew Bledsoe (2); RB Antwan Smith (15), Kevin Faulk (1); FB Marc Edwards (13); 2nd TE J. Wiggins (3), R. Rutledge (1); 3rd WR C. Johnson (3); T. Glenn (1).

**Defense:** DE Bobby Hamilton (15), Willie McGinest (1); NT/DT Brandon Mitchell (11), Richard Seymour (3), Jace Saylor (1); DE/DT Anthony Pleasant (9), R. Seymour (7); OLB/DE A. Pleasant (7), Mike Vrabel (6), W. McGinest (3); ILB/OLB Bryan Cox (7), M. Vrabel (6), W. McGinest (1); ILB/MLB Tedy Bruschi (9), Ted Johnson (5); OLB/Roman Phifer (16); LCB Ty Law (16); RCB Otis Smith (15), Terrell Buckley (1); SS Lawyer Milloy (16); FS Buckley Jones (12), Matt Stevens (3); 5th DB Terrence Shaw (4), Antwan Harris (1); 6th DB M. Stevens (1).

**2001 Coaching Staff:** Ned Burke, Coaching Assistant; Romeo Crennel, Defensive Coordinator; Brian Daboll, Coaching Assistant; Jeff Davidson, Assistant Offensive Line; Ivan Fears, Wide Receivers; Pepper Johnson, Inside Linebackers; Eric Mangini, Defensive Backs; Randy Melvin, Defensive Line; Markus Paul, Assistant Strength and Conditioning; Rob Ryan, Outside Linebackers; Dante Saccechia, Assistant Head Coach/Offensive Line; Brad Seely, Special Teams; Charlie Weis, Offensive Coordinator/ Running Backs; Mike Woick, Strength and Conditioning.

**Pro Bowl (4):** QB Tom Brady (1), WR Troy Brown (1), CB Ty Law (2), S Lawyer Milloy (3).



# 2002 FINAL STATISTICS (9-7)

Head Coach: Bill Belichick • Second in AFC East • Home Stadium: Gillette Stadium

DATE	W/L	SCORE	OPPONENT	ATTENDANCE
9/09	W	30-14	Pittsburgh	68,436
9/15	W	44-7	at N.Y. Jets	78,726
9/22	W	41-38	Kansas City OT	68,436
9/29	W	14-21	at San Diego	66,463
10/06	L	13-26	at Miami	73,369
10/13	L	10-28	Green Bay	68,436
BYE WEEK				
10/27	L	16-24	Denver	68,436
11/03	W	38-7	at Buffalo	73,448
11/10	W	33-30	at Chicago	63,105
11/17	L	20-27	at Oakland	62,552
11/24	W	24-17	Minnesota	68,436
11/28	W	20-12	at Detroit	62,109
12/08	W	27-17	Buffalo	68,436
12/16	L	7-24	at Tennessee	68,809
12/22	L	17-30	N.Y. Jets	68,436
12/29	W	27-24	Miami OT	68,436

## Team Statistics

	PATS	OPP						
<b>TOTAL FIRST DOWNS</b>	<b>304</b>	<b>315</b>						
Rushing	99	129						
Passing	184	158						
Penalty	21	28						
3rd Down: Made/Att	94/220	95/221						
3rd Down Pct.	42.7	43.0						
4th Down: Made/Att	9/20	10/16						
4th Down Pct.	45.0	62.5						
<b>POSSESSION AVG.</b>	<b>29:11</b>	<b>30:49</b>						
<b>TOTAL NET YARDS</b>	<b>5085</b>	<b>5377</b>						
Avg. Per Game	317.8	336.1						
Total Plays	1031	1032						
Avg. Per Play	4.9	5.2						
<b>NET YARDS RUSHING</b>	<b>1508</b>	<b>2198</b>						
Avg. Per Game	94.3	137.4						
Total Rushes	395	467						
<b>NET YARDS PASSING</b>	<b>3577</b>	<b>3179</b>						
Avg. Per Game	225.6	198.7						
Sacked/Yards Lost	31/190	34/190						
Gross Yards	3767	3378						
Att./Completions	605/374	531/314						
Completion Pct.	61.8	59.1						
Had Intercepted	14	18						
<b>PUNTS/AVERAGE</b>	<b>71/38.4</b>	<b>68/39.4</b>						
<b>NET PUNTING AVG.</b>	<b>71/33.3</b>	<b>68/32.4</b>						
<b>PENALTIES/YARDS</b>	<b>108/895</b>	<b>99/928</b>						
<b>FUMBLES/BALL LOST</b>	<b>24/10</b>	<b>21/11</b>						
<b>TOUCHDOWNS</b>	<b>43</b>	<b>41</b>						
Rushing	9	17						
Passing	28	23						
Returns	6	1						
<b>Score by Periods</b>	<b>1</b>	<b>2</b>	<b>3</b>	<b>4</b>	<b>OT</b>	<b>T</b>		
Patriots	65	95	99	116	6	381		
Opponents	57	120	93	76	0	346		
<b>SCORING</b>	<b>Td</b>	<b>Ru</b>	<b>Pa</b>	<b>Rt</b>	<b>PAT</b>	<b>FG</b>	<b>S</b>	<b>TP</b>
Vinatieri	0	0	0	0	36/36	27/30	0	117
A. Smith	8	6	2	0	0	0	0	50
Fauria	7	0	7	0	0	0	0	44
Faulk	7	2	3	2	0	0	0	42
Patten	5	0	5	0	0	0	0	30
Brown	3	0	3	0	0	0	0	20
Branch	2	0	2	0	0	0	0	12
Bruschi	2	0	2	0	0	0	0	12
D. Hayes	2	0	2	0	0	0	0	12
Brady	1	1	0	0	0	0	0	6
Cleeland	1	1	0	0	0	0	0	6
Givens	1	0	1	0	0	0	0	6
Graham	1	0	1	0	0	0	0	6
V. Green	1	0	1	0	0	0	0	6
T. Jones	1	0	1	0	0	0	0	6
Vrabel	1	0	1	0	0	0	0	6
<b>Patriots</b>	<b>43</b>	<b>9</b>	<b>28</b>	<b>6</b>	<b>36/36</b>	<b>27/30</b>	<b>0</b>	<b>381</b>
<b>Opponents</b>	<b>41</b>	<b>17</b>	<b>23</b>	<b>1</b>	<b>40/41</b>	<b>20/34</b>	<b>0</b>	<b>346</b>
<b>2-Pt. Conversions: Patriots 3-7, Opponents 0-0</b>								

RUSHING	NO	YDS	AVG	LG	TD
A. Smith	252	982	3.9	42t	6
Faulk	52	271	5.2	45t	2
Brady	42	110	2.6	15	1
Edwards	31	96	3.1	17	0
Pass	4	27	6.8	13	0
Brown	3	14	4.7	21	0
Patten	2	6	3.0	7	0
Huard	1	4	4.0	4	0
Redmond	4	2	0.5	5	0
Branch	2	0	0.0	4	0
Davey	2	-4	-2.0	-2	0
<b>Patriots</b>	<b>395</b>	<b>1508</b>	<b>3.8</b>	<b>45t</b>	<b>9</b>
<b>Opponents</b>	<b>467</b>	<b>2198</b>	<b>4.7</b>	<b>58t</b>	<b>17</b>

RECEIVING	NO	YDS	AVG	LG	TD
Brown	97	890	9.2	38	3
Patten	61	824	13.5	39	5
Branch	43	489	11.4	49t	2
Faulk	37	379	10.2	36t	3
A. Smith	31	243	7.8	35	2
Fauria	27	253	9.4	33	7
Edwards	23	196	8.5	27	0
Cleeland	16	112	7.0	22	1
Graham	15	150	10.0	31	1
D. Hayes	12	133	11.1	40t	2
Givens	9	92	10.2	30	1
Redmond	2	5	2.5	3	0
Vrabel	1	1	1.0	1t	1
<b>Patriots</b>	<b>374</b>	<b>3767</b>	<b>10.1</b>	<b>49t</b>	<b>28</b>
<b>Opponents</b>	<b>314</b>	<b>3378</b>	<b>10.8</b>	<b>52t</b>	<b>23</b>

INTERCEPTIONS	NO	YDS	AVG	LG	TD
Buckley	4	50	12.5	39	0
Law	4	33	8.3	29	0
Bruschi	2	75	37.5	48t	2
O. Smith	2	21	10.5	22	0
V. Green	1	90	90.0	90t	1
Seymour	1	6	6.0	6	0
McGinest	1	2	2.0	2	0
Hamilton	1	0	0.0	0	0
T. Jones	1	0	0.0	0	0
Vrabel	1	0	0.0	0	0
<b>Patriots</b>	<b>18</b>	<b>277</b>	<b>15.4</b>	<b>90t</b>	<b>3</b>
<b>Opponents</b>	<b>14</b>	<b>177</b>	<b>12.6</b>	<b>46</b>	<b>1</b>

PUNTING	NO	YDS	AVG	NET	TB	IN20	LGBLK
Walter	70	2723	38.9	33.3	9	19	55
<b>Patriots</b>	<b>71</b>	<b>2723</b>	<b>38.4</b>	<b>33.3</b>	<b>9</b>	<b>19</b>	<b>55</b>
<b>Opponents</b>	<b>68</b>	<b>2680</b>	<b>39.4</b>	<b>32.4</b>	<b>9</b>	<b>15</b>	<b>62</b>

PUNT RETURNS	NO	FC	YDS	AVG	LG	TD
Brown	24	10	175	7.3	27	0
Faulk	8	4	65	8.1	16	0
Branch	2	0	58	29.0	40	0
<b>Patriots</b>	<b>34</b>	<b>14</b>	<b>298</b>	<b>8.8</b>	<b>40</b>	<b>0</b>
<b>Opponents</b>	<b>24</b>	<b>18</b>	<b>181</b>	<b>7.5</b>	<b>34</b>	<b>0</b>

**Sacks:** McGinest 5.5, Seymour 5.5, Bruschi 4.5, Vrabel 4.5, Pleasant 3.0, J. Green 2.5, Hamilton 2.0, Johnson 1.5, T. Jones 1.5, Holsley 1.0, Law 1.0, Phifer 0.5, **Patriots 34.0**, **Opponents 31.0**

KICK RETURNS	NO	YDS	AVG	LG	TD
Branch	36	863	24.0	63	0
Faulk	26	725	27.9	87t	2
Pass	7	123	17.6	28	0
Edwards	3	27	9.0	15	0
Bruschi	1	11	11.0	11	0
J. Green	1	10	10.0	10	0
Redmond	1	12	12.0	12	0
<b>Patriots</b>	<b>75</b>	<b>1771</b>	<b>23.6</b>	<b>87t</b>	<b>2</b>
<b>Opponents</b>	<b>73</b>	<b>1493</b>	<b>20.5</b>	<b>57</b>	<b>0</b>

FIELD GOALS	1-19	20-29	30-39	40-49	50+
Vinatieri	0/0	6/6	12/12	8/10	1/2
<b>Patriots</b>	<b>0/0</b>	<b>6/6</b>	<b>12/12</b>	<b>8/10</b>	<b>1/2</b>
<b>Opponents</b>	<b>1/1</b>	<b>6/7</b>	<b>8/10</b>	<b>5/14</b>	<b>0/2</b>

**Vinatieri:** (45 G, 28 G, 27 G) (28 G, 31 G, 40 G) (37 G 35 G) (41 N) (32 G) (26 G) (46 G) (57 G, 31 G, 42 G, 25G)(36G,31G,52N)(34G)(31G,29G)(39G,46G,43N)(1)(49G)(41G,36G,43G,35G).

**Opponents:** (39N)(1)(39G)(50B)(45N,40G,33G) (42N)(48N,19G,39N) (50N,25N,45N) (39G,40G,32G) (39G,49B,28G) (43B,38G,41N) (23G,45G,39G,46G)(26G)(45N,28G)(39G,23G,43G)(47N,28G).

**Starters: Offense:** WR Troy Brown (13), Deion Branch (2), Donald Hayes (1); LT Matt Light (16); LG Mike Compton (15), Joe Andruzzi (1); C Damien Woody (13), Grey Ruegamer (2), M. Compton (1); RG J. Andruzzi (12), D. Woody (2), Adrian Klemm (1), Stephen Neal (1); RT Kenyatta Jones (11), Greg Randall (3), A. Klemm (2); TE Christian Fauria (13), Daniel Graham (2), Cameron Cleeland (1); WR David Patten (14); QB Tom Brady (16); RB Antowain Smith (15); FB Marc Edwards (11); 2nd TE D. Graham (4); 3rd WR D. Branch (5).

**Defense:** DE Bobby Hamilton (9), Willie McGinest (7); DT/NT B. Hamilton (6), Steve Martin (5), Richard Seymour (3), Rick Lyle (2); DT/DE R. Seymour (13), Anthony Pleasant (2), W. McGinest (1); DE/OLB A. Pleasant (9), Jarvis Green (4), Mike Vrabel (3); OLB/ILB M. Vrabel (10), Tedy Bruschi (3), W. McGinest (1); MLB/ILB Ted Johnson (11), T. Bruschi (5); OLB/OLB Roman Phifer (14), T. Bruschi (5); W. McGinest (1); LCB Ty Law (16); RCB Otis Smith (13), Terrell Buckley (2), Leonard Myers (1); SS Lawyer Milloy (16); FS Tebucky Jones (12), Victor Green (4); 5th Defensive Back V. Green (2).

**2002 Coaching Staff:** Romeo Crennel, Defensive Coordinator/Defensive Line; Brian Daboll, Wide Receivers; Jeff Davidson, Assistant Offensive Line/Tight Ends; Ivan Fears, Running Backs; Pepper Johnson, Inside Linebackers; Eric Mangini, Defensive Backs; Markus Paul, Assistant Strength and Conditioning; Rob Ryan, Outside Linebackers; Dante Scarnechia, Assistant Head Coach/Offensive Line; Brad Seely, Special Teams; Charlie Weis, Offensive Coordinator/Quarterbacks; Mike Woick, Strength and Conditioning.

**Pro Bowl (6):** SpT Larry Izzo (2); CB Ty Law (3), S Lawyer Milloy (4), DT Richard Seymour (1), K Adam Vinatieri (1), C Damien Woody (1).

PASSING	ATT	CMP	YARDS	CMP%	YDS/ATT	TD	TD%	INT	INT%	LG	SK/YDS	RATING
Brady	601	373	3764	62.1	6.26	28	4.7	14	2.3	49t	31/190	85.7
Davey	2	1	3	50.0	1.50	0	0.0	0	0.0	3	0/0	56.3
Faulk	1	0	0	0.0	0.00	0	0.0	0	0.0	0	0/0	39.6
Patten	1	0	0	0.0	0.00	0	0.0	0	0.0	0	0/0	39.6
<b>Patriots</b>	<b>605</b>	<b>374</b>	<b>3767</b>	<b>61.8</b>	<b>6.23</b>	<b>28</b>	<b>4.6</b>	<b>14</b>	<b>2.3</b>	<b>49t</b>	<b>31/190</b>	<b>85.3</b>
<b>Opponents</b>	<b>551</b>	<b>314</b>	<b>3378</b>	<b>59.1</b>	<b>6.36</b>	<b>23</b>	<b>4.3</b>	<b>18</b>	<b>3.4</b>	<b>52t</b>	<b>34/199</b>	<b>78.2</b>

# 2003 FINAL STATISTICS (14-2)

Head Coach: Bill Belichick • AFC East Division Champions • Home Stadium: Gillette Stadium

DATE	W/L	SCORE	OPPONENT	ATTENDANCE
9/07	L	0-31	at Buffalo	73,262
9/14	W	31-10	at Philadelphia	67,624
9/21	W	23-16	N.Y. Jets	68,436
9/28	L	17-20	at Washington	83,632
10/05	W	38-30	Tennessee	68,436
10/12	W	17-6	N.Y. Giants	68,436
10/19	W	19-13	at Miami OT	73,650
10/26	W	9-3	Cleveland	68,436
11/03	W	30-26	at Denver	68,436
BYE WEEK				
11/16	W	12-0	Dallas	68,436
11/23	W	23-20	at Houston OT	70,719
11/30	W	38-34	at Indianapolis	57,102
12/07	W	12-0	Miami	68,436
12/14	W	27-13	Jacksonville	68,436
12/20	W	21-16	at N.Y. Jets	77,835
12/27	W	31-0	Buffalo	68,436
AFC PLAYOFFS				
1/10	W	17-14	Tennessee	68,436
1/18	W	24-14	Indianapolis	68,436
SUPER BOWL XXXVIII (at Houston, Texas)				
2/01	W	32-29	Carolina	71,525

RUSHING	NO	YDS	AVG	LG	TD
Smith	182	642	3.5	30	3
Faulk	178	638	3.6	23	0
Cloud	27	118	4.4	42	5
Centers	21	82	3.9	13	0
Brady	42	63	1.5	11	1
T. Brown	6	27	4.5	11	0
Pass	6	27	4.5	11	0
Branch	1	11	11.0	11	0
Klecko	2	5	2.5	5	0
Patten	1	4	4.0	4	0
McCrary	3	3	1.0	4	0
Walter	2	0	0.0	0	0
Huard	1	-1	-1.0	-1	0
B. Johnson	1	-12	-12.0	-12	0
<b>Patriots</b>	<b>473</b>	<b>1607</b>	<b>3.4</b>	<b>42</b>	<b>9</b>
<b>Opponents</b>	<b>401</b>	<b>1434</b>	<b>3.6</b>	<b>23</b>	<b>10</b>

PUNT RETURNS	NO	FC	YDS	AVG	LG	TD
T. Brown	29	13	293	10.1	23	0
Poole	11	3	75	6.8	18	0
Faulk	5	6	66	13.2	19	0
Branch	4	1	26	6.5	11	0
B. Johnson	1	0	2	2.0	2	0
Ward	0	2	0	---	---	0
<b>Patriots</b>	<b>50</b>	<b>25</b>	<b>462</b>	<b>9.2</b>	<b>23</b>	<b>0</b>
<b>Opponents</b>	<b>38</b>	<b>11</b>	<b>240</b>	<b>6.3</b>	<b>57</b>	<b>1</b>

RECEIVING	NO	YDS	AVG	LG	TD
Branch	57	803	14.1	66	3
Faulk	48	440	9.2	27	0
T. Brown	40	472	11.8	82	4
Graham	38	409	10.8	38	4
Givens	34	510	15.0	57	6
Fauria	28	285	10.2	28	2
Centers	19	106	5.6	14	1
B. Johnson	16	209	13.1	45	2
Smith	14	92	6.6	16	0
Patten	9	140	15.6	42	0
Ward	7	106	15.1	31	1
Pass	4	21	5.3	11	0
Stokes	2	38	19.0	31	0
McCrary	2	12	6.0	9	0
Cloud	1	8	8.0	9	0
Andruzzzi	1	0	0.0	0	0
<b>Patriots</b>	<b>320</b>	<b>3651</b>	<b>11.4</b>	<b>82</b>	<b>23</b>
<b>Opponents</b>	<b>328</b>	<b>3485</b>	<b>10.6</b>	<b>67</b>	<b>11</b>

KICK RETURNS	NO	YDS	AVG	LG	TD
B. Johnson	30	847	28.2	92	1
Pass	11	254	23.1	36	0
Faulk	10	207	20.7	30	0
Cloud	2	38	19.0	19	0
Givens	2	31	15.5	20	0
Klecko	2	20	10.0	10	0
Vrabel	2	22	11.0	14	0
Bruschi	1	9	9.0	9	0
<b>Patriots</b>	<b>60</b>	<b>1428</b>	<b>23.8</b>	<b>92</b>	<b>1</b>
<b>Opponents</b>	<b>77</b>	<b>1623</b>	<b>21.1</b>	<b>75</b>	<b>0</b>

## Team Statistics

TOTAL FIRST DOWNS	PATS	OPP
Rushing	91	91
Passing	177	177
Penalty	26	25
3rd Down: Made/Att	84/227	81/235
3rd Down Pct.	37.0	34.5
4th Down: Made/Att	6/14	6/16
4th Down Pct.	42.9	37.5
<b>POSSESSION AVG.</b>	<b>30:50</b>	<b>29:10</b>
<b>TOTAL NET YARDS</b>	<b>5039</b>	<b>4666</b>
Avg. Per Game	314.9	291.6
Total Plays	1042	1060
Avg. Per Play	4.8	4.4
<b>NET YARDS RUSHING</b>	<b>1607</b>	<b>1434</b>
Avg. Per Game	100.4	89.6
Total Rushes	473	401
<b>NET YARDS PASSING</b>	<b>3432</b>	<b>3232</b>
Avg. Per Game	214.5	202.0
Sacked/Yards Lost	32/219	41/253
Gross Yards	3651	3485
Att./Completions	537/320	618/328
Completion Pct.	59.6	53.1
Had Intercepted	13	29
<b>PUNTS/AVERAGE</b>	<b>88/37.1</b>	<b>90/40.6</b>
<b>NET PUNTING AVG.</b>	<b>88/33.5</b>	<b>90/34.4</b>
<b>PENALTIES/YARDS</b>	<b>111/998</b>	<b>107/845</b>
<b>FUMBLES/BALL LOST</b>	<b>25/11</b>	<b>31/12</b>
<b>TOUCHDOWNS</b>	<b>39</b>	<b>23</b>
Rushing	9	10
Passing	23	11
Returns	7	2

INTERCEPTIONS	NO	YDS	AVG	LG	TD
Law	6	112	18.7	65	1
Poole	6	81	13.5	44	0
Wilson	4	18	4.5	10	0
Bruschi	3	26	8.7	18	2
Harrison	3	0	0.0	2	0
Samuel	2	55	27.5	55	1
Vrabel	2	18	9.0	14	0
Morris	1	33	33.0	33	0
McGinest	1	15	15.0	15	1
Izzo	1	0	0.0	0	0
<b>Patriots</b>	<b>29</b>	<b>358</b>	<b>12.3</b>	<b>65</b>	<b>5</b>
<b>Opponents</b>	<b>13</b>	<b>122</b>	<b>9.4</b>	<b>37</b>	<b>1</b>

FIELD GOALS	1-19	20-29	30-39	40-49	50+
Vinatieri	0/0	16/17	4/8	5/8	0/1
<b>Patriots</b>	<b>0/0</b>	<b>16/17</b>	<b>4/8</b>	<b>5/8</b>	<b>0/1</b>
<b>Opponents</b>	<b>1/1</b>	<b>8/8</b>	<b>8/11</b>	<b>7/14</b>	<b>1/1</b>

Score by Periods	1	2	3	4	OT	TOTAL
Patriots	8	83	79	97	9	348
Opponents	42	73	51	72	0	238

PUNTING	NO	YDS	AVG	NET TB	IN20	LG	BLK
Walter	76	2865	37.7	33.6	3	25	52
Barnard	10	365	36.5	32.5	1	4	49
Brady	1	36	36.0	36.0	0	1	36
<b>Patriots</b>	<b>88</b>	<b>3266</b>	<b>37.1</b>	<b>33.5</b>	<b>4</b>	<b>30</b>	<b>52</b>
<b>Opponents</b>	<b>90</b>	<b>3658</b>	<b>40.6</b>	<b>34.4</b>	<b>5</b>	<b>21</b>	<b>70</b>

STARTERS	WR
<b>Offense:</b> WR Troy Brown (10), David Givens (3), Bethel Johnson (3); LT Matt Light (16); LG Damien Woody (12), Mike Compton (2), Joe Andruzzzi (1), Russ Hochstein (1); C Dan Koppin (15), Damien Woody (1); RG Joe Andruzzzi (15), Damien Woody (1); RT Tom Ashworth (13), Adrian Klemm (3); TE Christian Fauria (13), Daniel Graham (3); WR Deion Branch (9), David Patten (5); QB Tom Brady (16); RB Kevin Faulk (8), Antowain Smith (6), Michael Cloud (1); FB Larry Centers (3), Fred McCrary (3); 3rd WR Deion Branch (2), David Givens (2), Bethel Johnson (1); 4th WR Bethel Johnson (1); 2nd TE Daniel Graham (5).	

Sacks:	Vrabel 9.5,	Seymour 8.0,	McGinest 5.5,	Harrison 3.0,	Bruschi 2.0,	Colvin 2.0,	Green 2.0,	Washington 2.0,	Chatham 1.5,	Klecko 1.5,	Banta-Cain 1.0,	Cherry 1.0,	Pleasant 1.0,	Warren 1.0,	<b>Patriots 41.0,</b>	<b>Opponents 32.0</b>
--------	-------------	--------------	---------------	---------------	--------------	-------------	------------	-----------------	--------------	-------------	-----------------	-------------	---------------	-------------	-----------------------	-----------------------

Defense:	LE Bobby Hamilton (16),	DT/NT Ted Washington (10),	Ty Warren (4),	Rick Lyle (1),	Dan Klecko (1),	DT/RE Richard Seymour (14),	Jarvis Green (2),	DE/OLB Willie McGinest (9),	Jarvis Green (2),	OLB/ILB Roman Phifer (12),	Willie McGinest (2),	Ted Johnson (2),	MLB/ILB Tedy Bruschi (16),	OLB/OLB Mike Vrabel (9),	Matt Chatham (4),	Roman Phifer (3),	LCB Ty Law (14),	Tyronne Poole (1),	Asante Samuel (1),	RCB Tyrone Poole (15),	Ty Law (1),	SS Rodney Harrison (16),	FS Eugene Wilson (15),	Antwan Harris (1).
----------	-------------------------	----------------------------	----------------	----------------	-----------------	-----------------------------	-------------------	-----------------------------	-------------------	----------------------------	----------------------	------------------	----------------------------	--------------------------	-------------------	-------------------	------------------	--------------------	--------------------	------------------------	-------------	--------------------------	------------------------	--------------------

PASSING	ATT	CMP	YARDS	CMP%	YDS/ATT	TD	TD%	INT	INT%	LG	SK/YDS	RATING
Brady	527	317	3620	60.2	6.87	23	4.4	12	2.3	82	32/219	85.9
Davey	7	3	31	42.9	4.43	0	0.0	0	0.0	16	0/0	56.3
Faulk	1	0	0	0.0	0.0	0	0.0	0	0.0	0	0/0	39.6
Givens	1	0	0	0.0	0.0	0	0.0	1	100.0	0	0/0	0.0
Huard	1	0	0	0.0	0.0	0	0.0	0	0.0	0	0/0	39.6
<b>Patriots</b>	<b>537</b>	<b>320</b>	<b>3651</b>	<b>59.6</b>	<b>6.80</b>	<b>23</b>	<b>4.3</b>	<b>13</b>	<b>2.4</b>	<b>82</b>	<b>32/219</b>	<b>84.3</b>
<b>Opponents</b>	<b>618</b>	<b>328</b>	<b>3485</b>	<b>53.1</b>	<b>5.64</b>	<b>11</b>	<b>1.8</b>	<b>29</b>	<b>4.7</b>	<b>67</b>	<b>41/253</b>	<b>56.2</b>

2003 Coaching Staff:	Romeo Crennel,	Defensive Coordinator/Defensive Line;	Brian Debohl,	Wide Receivers;	Jeff Davidson,	Assistant Offensive Line/Tight Ends;	Ivan Fears,	Running Backs;	John Hufnagel,	Quarterbacks;	Pepper Johnson,	Inside Linebackers;	Eric Mangini,	Defensive Backs;	Markus Paul,	Assistant Strength and Conditioning;	Rob Ryan,	Outside Linebackers;	Dante Scarrechia,	Assistant Head Coach/Offensive Line;	Brad Seely,	Special Teams;	Charlie Weis,	Offensive Coordinator;	Mike Woick,	Strength and Conditioning.
----------------------	----------------	---------------------------------------	---------------	-----------------	----------------	--------------------------------------	-------------	----------------	----------------	---------------	-----------------	---------------------	---------------	------------------	--------------	--------------------------------------	-----------	----------------------	-------------------	--------------------------------------	-------------	----------------	---------------	------------------------	-------------	----------------------------

**Pro Bowl (3):** CB Ty Law (4), LB Willie McGinest (2), DL Richard Seymour (2).

RESULTS



# 2005 FINAL STATISTICS (10-6)

Head Coach: Bill Belichick • AFC East Division Champions • Home Stadium: Gillette Stadium

DATE	W/L	SCORE	OPPONENT	ATTENDANCE
09/08	W	30-20	Oakland	68,756
09/18	L	17-27	at Carolina	73,528
09/25	W	23-20	at Pittsburgh	64,868
10/02	L	17-41	San Diego	68,756
10/09	W	31-28	at Atlanta	71,079
10/16	L	20-28	at Denver	76,571
BYE WEEK				
10/30	W	21-16	Buffalo	68,756
11/07	L	21-40	Indianapolis	68,756
11/13	W	23-16	at Miami	73,405
11/20	W	24-17	New Orleans	68,756
11/27	L	16-26	at Kansas City	78,025
12/04	W	16-3	N.Y. Jets	68,756
12/11	W	35-7	at Buffalo	71,810
12/17	W	28-0	Tampa Bay	68,756
12/26	W	31-21	at N.Y. Jets	77,569
1/01	L	26-28	Miami	68,756
AFC PLAYOFFS				
1/07	W	28-3	Jacksonville	68,756
1/14	L	13-27	at Denver	76,238

## Team Statistics

	PATS	OPP
<b>TOTAL FIRST DOWNS</b>	<b>334</b>	<b>306</b>
Rushing	101	94
Passing	204	179
Penalty	29	33
3rd Down: Made/Att	93/221	92/219
3rd Down Pct.	42.1	42.0
4th Down: Made/Att	13/17	3/9
4th Down Pct.	76.5	33.3
<b>POSSESSION AVG.</b>	<b>30:19</b>	<b>29:41</b>
<b>TOTAL NET YARDS</b>	<b>5632</b>	<b>5283</b>
Avg. Per Game	352.0	330.2
Total Plays	1031	997
Avg. Per Play	5.5	5.3
<b>NET YARDS RUSHING</b>	<b>1512</b>	<b>1580</b>
Avg. Per Game	94.5	98.8
Total Rushes	439	437
<b>NET YARDS PASSING</b>	<b>4120</b>	<b>3703</b>
Avg. Per Game	257.5	231.4
Sacked/Yards Lost	28/202	33/223
Gross Yards	4322	3926
Att./Completions	564/352	527/296
Completion Pct.	62.4	56.2
Had Intercepted	15	10
<b>PUNTS/AVERAGE</b>	<b>77/44.6</b>	<b>81/43.7</b>
<b>NET PUNTING AVG.</b>	<b>77/38.3</b>	<b>81/37.8</b>
<b>PENALTIES/YARDS</b>	<b>110/921</b>	<b>132/1068</b>
<b>FUMBLES/BALL LOST</b>	<b>19/9</b>	<b>13/8</b>
<b>TOUCHDOWNS</b>	<b>46</b>	<b>38</b>
Rushing	16	11
Passing	28	25
Returns	2	2

Score by Period	1	2	3	4	OT	TOTAL
Patriots	90	74	97	118	0	379
Opponents	55	117	56	110	0	338

SCORING	Td	R	Pa	Rt	PAT	FG	S	TP
Vinatieri	0	0	0	0	40/41	20/25	0	100
Dillon	13	12	1	0	0	0	0	78
Branch	5	0	5	0	0	0	0	30
Watson	4	0	4	0	0	0	0	24
Vrabel	4	0	3	1	0	0	0	24
Pass	3	3	0	0	0	0	0	18
Dwight	3	0	3	0	0	0	0	18
Graham	3	0	3	0	0	0	0	18
Givens	2	0	2	0	0	0	0	12
Fauria	2	0	2	0	0	0	0	12
T. Brown	2	0	2	0	0	0	0	12
Brady	1	1	0	0	0	0	0	6
Ashworth	1	0	1	0	0	0	0	6
Sanders	1	0	1	0	0	0	0	6
Johnson	1	0	1	0	0	0	0	6
A. Davis	1	0	1	0	0	0	0	6
Evans	0	0	0	0	0	1	2	2
Flutie	0	0	0	0	1/1	0/0	0	1
<b>Patriots</b>	<b>46</b>	<b>16</b>	<b>28</b>	<b>2</b>	<b>41/42</b>	<b>20/25</b>	<b>1</b>	<b>379</b>
<b>Opponents</b>	<b>38</b>	<b>11</b>	<b>25</b>	<b>2</b>	<b>34/34</b>	<b>24/30</b>	<b>1</b>	<b>338</b>

2-Pt. Conversions: Patriots 1-4 (Evans), Opponents 1-4

PASSING	ATT	CMP	YARDS	CMP%	YDS/ATT	TD	TD%	INT	INT%	LG	SK/YDS	RATING
Brady	530	334	4110	63.0	7.75	26	4.9	14	2.6	71	26/188	92.3
Cassel	24	13	183	54.2	7.63	2	8.3	1	4.2	36	1/1	89.4
Flutie	10	5	29	50.0	2.90	0	0.0	0	0.0	13	1/13	56.3
<b>Patriots</b>	<b>564</b>	<b>352</b>	<b>4322</b>	<b>62.4</b>	<b>7.66</b>	<b>28</b>	<b>5.0</b>	<b>15</b>	<b>2.7</b>	<b>71</b>	<b>28/202</b>	<b>91.5</b>
<b>Opponents</b>	<b>527</b>	<b>296</b>	<b>3926</b>	<b>56.2</b>	<b>7.45</b>	<b>25</b>	<b>4.7</b>	<b>10</b>	<b>1.9</b>	<b>85t</b>	<b>33/223</b>	<b>87.8</b>

RUSHING	NO	YDS	AVG	LG	TD
Dillon	209	733	3.5	29	12
Pass	54	245	4.5	31	3
Evans	51	192	3.8	21	0
Faulk	51	145	2.8	13	0
Brady	27	89	3.3	15	1
Cloud	23	59	2.6	15	0
Zerouee	7	14	2.0	12	0
Givens	2	13	6.5	9	0
Cassel	6	12	2.0	9	0
Dwight	4	11	2.8	12	0
Flutie	5	-1	-0.2	2	0
<b>Patriots</b>	<b>439</b>	<b>1512</b>	<b>3.4</b>	<b>31</b>	<b>16</b>
<b>Opponents</b>	<b>437</b>	<b>1580</b>	<b>3.6</b>	<b>68</b>	<b>11</b>

RECEIVING	NO	YDS	AVG	LG	TD
Branch	78	998	12.8	51	5
Givens	59	738	12.5	40	2
T. Brown	39	466	11.9	71	2
Watson	29	441	15.2	35	4
Faulk	29	260	9.0	23	0
Pass	22	227	10.3	39	0
Dillon	22	181	8.2	25	1
Dwight	19	332	17.5	59	3
Graham	16	235	14.7	45t	3
Evans	10	88	8.8	19	0
A. Davis	9	190	21.1	60t	1
Fauria	8	57	7.1	18	2
Johnson	4	67	16.8	55t	1
Childress	3	32	10.7	21	0
Vrabel	3	4	1.3	2t	3
Zerouee	1	5	5.0	5	0
Ashworth	1	1	1.0	1t	1
<b>Patriots</b>	<b>352</b>	<b>4322</b>	<b>12.3</b>	<b>71</b>	<b>28</b>
<b>Opponents</b>	<b>296</b>	<b>3926</b>	<b>13.3</b>	<b>85t</b>	<b>25</b>

INTERCEPTIONS	NO	YDS	AVG	LG	TD
Samuel	3	15	5.0	15	0
Hobbs	3	8	2.7	8	0
Vrabel	2	23	11.5	24t	1
Sanders	1	39	39.0	39t	1
Wilson	1	0	0.0	0	0
<b>Patriots</b>	<b>10</b>	<b>85</b>	<b>8.5</b>	<b>39t</b>	<b>2</b>
<b>Opponents</b>	<b>15</b>	<b>188</b>	<b>12.5</b>	<b>74t</b>	<b>2</b>

PUNTING	NO	YDS	AVG	NET TB	IN20	LG	BLK
J. Miller	76	3431	45.1	38.3	4	22	59
<b>Patriots</b>	<b>76</b>	<b>3431</b>	<b>44.6</b>	<b>38.3</b>	<b>4</b>	<b>22</b>	<b>59</b>
<b>Opponents</b>	<b>81</b>	<b>3537</b>	<b>43.7</b>	<b>37.8</b>	<b>8</b>	<b>27</b>	<b>68</b>

**Sacks:** Colvin 7.0, McGinest 6.0, Vrabel 4.5, Seymour 4.0, Green 2.5, Bruschi 2.0, Warren 1.5, Poteat 1.0, Chatham 1.0, Beisel 1.0, Hawkins 1.0, Klecko 0.5, Wilfork 0.5, Banta-Cain 0.5.

**Patriots 33.0, Opponents 28.0**

PUNT RETURNS	NO	FC	YDS	AVG	LG	TD
Dwight	32	13	273	8.5	29	0
T. Brown	7	5	30	4.3	7	0
Johnson	1	0	11	11.0	11	0
<b>Patriots</b>	<b>40</b>	<b>18</b>	<b>314</b>	<b>7.9</b>	<b>29</b>	<b>0</b>
<b>Opponents</b>	<b>42</b>	<b>14</b>	<b>405</b>	<b>9.6</b>	<b>76</b>	<b>0</b>

KICK RETURNS	NO	YDS	AVG	LG	TD
Johnson	31	694	22.4	54	0
Hobbs	15	361	24.1	37	0
Dwight	10	250	25.0	38	0
Faulk	4	81	20.3	26	0
A. Davis	3	108	36.0	65	0
Pass	2	31	15.5	21	0
Cloud	1	15	15.0	15	0
Banta-Cain	1	14	14.0	14	0
Watson	1	1	1.0	1	0
Stone	1	0	0.0	0	0
Izzo	1	0	0.0	0	0
<b>Patriots</b>	<b>70</b>	<b>1555</b>	<b>22.2</b>	<b>65</b>	<b>0</b>
<b>Opponents</b>	<b>68</b>	<b>1487</b>	<b>21.9</b>	<b>46</b>	<b>0</b>

FIELD GOALS	1-19	20-29	30-39	40-49	50+
Vinatieri	0/0	7/7	9/10	4/6	0/2
<b>Patriots</b>	<b>0/0</b>	<b>7/7</b>	<b>9/10</b>	<b>4/6</b>	<b>0/2</b>
<b>Opponents</b>	<b>0/0</b>	<b>6/6</b>	<b>9/12</b>	<b>6/8</b>	<b>3/4</b>

**Vinatieri:**(26G)(45G)(53N,48G,35G,43G)(37N,24G)(29G)(39G,53N,38G)(44N)(35G,32G,33G)(37G)(29G)(45N,21G,34G,22G)(1)(26G)(49G,33G).

**Opponents:**(43N)(51G,52G)(33G,52N,24G)(42G,21G)(33G,55G)(1)(46N,23G,35G,41G)(35G,20G)(31N,36G)(30N,46G)(25G,20G,33G,47G)(38G)(32N)(1)(36G,38G,41G,42G).

## STARTERS

**Offense:** WR Deion Branch (15); LT Nick Kazcur (11), Matt Light (3), Tom Ashworth (2); LG Logan Mankins (16); C Dan Koppen (9), Russ Hochstein (7); RG Stephen Neal (16); RT Brandon Gorin (8) Tom Ashworth (8); TE Daniel Graham (9), Christian Fauria (5), Benjamin Watson (2); WR David Givens (10), Andre' Davis (3), Troy Brown (1); QB Tom Brady (16); RB Corey Dillon (10), Patrick Pass (3), Kevin Faulk (2), Heath Evans (1); FB Patrick Pass (1); 3rd WR Bethel Johnson (1), Tim Dwight (1), Troy Brown (2), Andre' Davis (1); 2nd TE Benjamin Watson (7), Christian Fauria (4); 3rd TE Christian Fauria (1), Tom Ashworth (1).

**Defense:** LE Ty Warren (16); NT/DT Vince Wilfork (16); RE/DT Richard Seymour (12), Jarvis Green (4); OLB/DE Willie McGinest (11), Mike Vrabel (4), Jarvis Green (1); ILB/OLB Mike Vrabel (12), Monty Beisel (4); ILB/MLB Tedy Bruschi (9), Chad Brown (5), Monty Beisel (2); OLB Rosevelt Colvin (11), Willie McGinest (5); LCB Asante Samuel (15), Hank Poteat (1); RCB Ellis Hobbs (8), Duane Starks (6), Tyrone Poole (1), Randall Gay (1); SS Artrell Hawkins (4), Rodney Harrison (3), Michael Stone (3), Guss Scott (2), James Sanders (2), Arturo Freeman (1), Randall Gay (1); FS Eugene Wilson (16).

**2005 Coaching Staff:** Joel Collier, Assistant Secondary; Brian Daboll, Wide Receivers; Ivan Fears, Running Backs; Pepper Johnson, Defensive Line; Eric Mangini, Defensive Coordinator; Pete Mangurian, Tight Ends; Josh McDaniels, Quarterbacks; Harold Nash, Assistant Strength and Conditioning; Matt Patricia, Assistant Offensive Line; Dean Pees, Linebackers; Dante Scarnecchia, Assistant Head Coach/Offensive Line; Brad Seely, Special Teams; Mike Woicik, Strength and Conditioning.

**Pro Bowl (2):** QB Tom Brady (3), DL Richard Seymour (4).

# 2006 FINAL STATISTICS (12-4)

Head Coach: Bill Belichick • AFC East Division Champions • Home Stadium: Gillette Stadium

DATE	W/L	SCORE	OPPONENT	ATTENDANCE
9/10	W	19-17	Buffalo	68,756
9/17	W	24-17	at N.Y. Jets	77,595
9/24	L	7-17	Denver	68,756
10/01	W	38-13	at Cincinnati	66,035
10/08	W	20-10	Miami	68,756
BYE WEEK				
10/22	W	28-6	at Buffalo	72,180
10/30	W	31-7	at Minnesota	63,819
11/05	L	20-27	Indianapolis	68,756
11/12	L	14-17	N.Y. Jets	68,756
11/19	W	35-0	at Green Bay	70,753
11/26	W	17-13	Chicago	68,756
12/03	W	28-21	Detroit	68,756
12/10	L	0-21	at Miami	74,033
12/17	W	40-7	Houston	68,756
12/24	W	24-21	at Jacksonville	67,164
12/31	W	40-23	at Tennessee	69,143
AFC PLAYOFFS				
1/07	W	37-16	N.Y. Jets	68,756
1/14	W	24-21	at San Diego	68,810
1/21	L	34-38	at Indianapolis	57,433

## Team Statistics

	PATS	OPP
<b>TOTAL FIRST DOWNS</b>	<b>330</b>	<b>264</b>
Rushing	121	67
Passing	181	164
Penalty	28	33
3rd Down: Made/Att	96/226	75/209
3rd Down Pct.	42.5	35.9
4th Down: Made/Att	16/20	3/11
4th Down Pct.	80.0	27.3
<b>POSSESSION AVG.</b>	<b>31:35</b>	<b>28:25</b>
<b>TOTAL NET YARDS</b>	<b>5369</b>	<b>4710</b>
Avg. Per Game	335.6	294.4
Total Plays	1055	950
Avg. Per Play	5.1	5.0
<b>NET YARDS RUSHING</b>	<b>1969</b>	<b>1507</b>
Avg. Per Game	123.1	94.2
Total Rushes	439	388
<b>NET YARDS PASSING</b>	<b>3400</b>	<b>3203</b>
Avg. Per Game	212.5	200.2
Sacked/Yards Lost	29/190	44/281
Good Yards	3590	3484
Attempts/Completions	527/326	518/294
Completion Pct.	61.9	56.8
Had Intercepted	12	22
<b>PUNTS/AVERAGE</b>	<b>69/41.3</b>	<b>79/41.6</b>
<b>NET PUNTING AVG.</b>	<b>69/34.6</b>	<b>79/34.4</b>
<b>PENALTIES/YARDS</b>	<b>98/94.0</b>	<b>102/91.8</b>
<b>FUMBLES/BALL LOST</b>	<b>27/15</b>	<b>24/13</b>
<b>TOUCHDOWNS</b>	<b>46</b>	<b>24</b>
Rushing	20	11
Passing	25	10
Returns	1	3

Score by Periods	1	2	3	4	OT	Total
Patriots	74	128	73	111	0	385
Opponents	32	74	80	51	0	237

SCORING	TD	Ru	Pa	Rt	PAT	FG	S	TP
Gostkowski	0	0	0	0	43/44	20/26	0	103
Dillon	13	13	0	0	0	0	0	78
Maroney	7	6	1	0	0	0	0	42
Caldwell	4	0	4	0	0	0	0	26
Brown	4	0	4	0	0	0	0	28
Faulk	3	1	2	0	0	0	0	18
Jackson	3	0	3	0	0	0	0	18
Watson	3	0	3	0	0	0	0	18
Gabriel	3	0	3	0	0	0	0	18
Graham	2	0	2	0	0	0	0	12
Gaffney	1	0	1	0	0	0	0	6
Thomas	1	0	1	0	0	0	0	6
Hobbs	1	0	1	0	0	0	0	6
Evans	1	0	1	0	0	0	0	6
Warren	0	0	0	0	0	1	2	2
<b>Patriots</b>	<b>46</b>	<b>20</b>	<b>25</b>	<b>1</b>	<b>43/44</b>	<b>20/26</b>	<b>1</b>	<b>385</b>
<b>Opponents</b>	<b>24</b>	<b>11</b>	<b>10</b>	<b>3</b>	<b>23/23</b>	<b>22/30</b>	<b>1</b>	<b>237</b>

2-Pt. Conversions: Patriots 2-2 (Brown, Caldwell), Opponents 1-4

PASSING	ATT	CMP	YARDS	CMP%	YDS/ATT	TD	TD%	INT	INT%	LG	SK/YDS	RATING
Brady	516	319	3529	61.8	6.8	24	4.7	12	2.3	62t	26/175	87.9
Cassel	8	5	32	62.5	4.0	0	0.0	0	0.0	10	3/15	70.8
Testaverde	3	2	29	66.7	9.7	1	33.3	0	0.0	23	0/0	137.5
<b>Patriots</b>	<b>527</b>	<b>326</b>	<b>3590</b>	<b>61.9</b>	<b>6.8</b>	<b>25</b>	<b>4.7</b>	<b>12</b>	<b>2.3</b>	<b>62t</b>	<b>29/190</b>	<b>88.4</b>
<b>Opponents</b>	<b>518</b>	<b>294</b>	<b>3484</b>	<b>56.8</b>	<b>6.7</b>	<b>10</b>	<b>1.9</b>	<b>22</b>	<b>4.2</b>	<b>83t</b>	<b>44/281</b>	<b>66.1</b>

RUSHING	NO	YDS	AVG	LG	TD
Dillon	199	812	4.1	50	13
Maroney	175	745	4.3	41	6
Faulk	25	123	4.9	11t	1
Evans	27	117	4.3	35	0
Brady	49	102	2.1	22	0
Jackson	4	22	5.5	14	0
Pass	6	21	3.5	6	0
Brown	2	18	9.0	16	0
Kight	1	8	8.0	8	0
Caldwell	1	5	5.0	5	0
Cassel	2	4	2.0	5	0
Testaverde	8	-8	-1.0	-1	0
<b>Patriots</b>	<b>499</b>	<b>1969</b>	<b>3.9</b>	<b>50</b>	<b>20</b>
<b>Opponents</b>	<b>388</b>	<b>1507</b>	<b>3.9</b>	<b>74t</b>	<b>11</b>

RECEIVING	NO	YDS	AVG	LG	TD
Caldwell	61	760	12.5	62t	4
Watson	49	643	13.1	40	3
Brown	43	384	8.9	23	4
Faulk	43	356	8.3	43t	2
Gabriel	25	344	13.8	45	3
Maroney	22	194	8.8	31	1
Graham	21	235	11.2	29	2
Dillon	15	147	9.8	52	0
Jackson	13	152	11.7	35t	3
Thomas	11	159	14.5	36	1
Gaffney	11	142	12.9	33	1
Evans	7	34	4.9	11	1
Pass	2	24	12.0	16	0
Childress	2	7	3.5	5	0
Kight	1	9	9.0	9	0
<b>Patriots</b>	<b>326</b>	<b>3590</b>	<b>11</b>	<b>62t</b>	<b>25</b>
<b>Opponents</b>	<b>294</b>	<b>3484</b>	<b>11.9</b>	<b>83t</b>	<b>10</b>

INTERCEPTIONS	NO	YDS	AVG	LG	TD
Samuel	10	120	12.0	33	0
Vrabel	3	0	0.0	2	0
Hobbs	2	79	39.5	70	0
Scott	2	32	16.0	32	0
Sanders	1	21	21.0	21	0
Bruschi	1	8	8.0	8	0
Harrison	1	2	2.0	2	0
Hawkins	1	0	0.0	0	0
Seymour	1	0	0.0	0	0
<b>Patriots</b>	<b>22</b>	<b>262</b>	<b>11.9</b>	<b>70</b>	<b>0</b>
<b>Opponents</b>	<b>12</b>	<b>72</b>	<b>6.0</b>	<b>38</b>	<b>0</b>

PUNTING	NO	YDS	AVG	NET TB	IN20 LG	BLK		
Miller	43	1848	43.0	35.8	7	12	62	0
Walter	16	591	36.9	33.7	0	5	47	0
Sauerbrun	10	408	40.8	30.7	0	2	58	0
<b>Patriots</b>	<b>69</b>	<b>2847</b>	<b>41.3</b>	<b>34.6</b>	<b>7</b>	<b>19</b>	<b>62</b>	<b>0</b>
<b>Opponents</b>	<b>79</b>	<b>3283</b>	<b>41.6</b>	<b>34.4</b>	<b>7</b>	<b>27</b>	<b>61</b>	<b>0</b>

**Sacks:** Colvin 8.5, Green 7.5, Warren 7.5, Banta-Cain 5.5, Vrabel 4.5, Seymour 4.0, Bruschi 1.5, Harrison 1.0, Sanders 1.0, Seau 1.0, Wilfork 1.0.  
**Patriots 44.0, Opponents 29.0**

PUNT RETURNS	NO	FC	YDS	AVG	LG	TD
Faulk	31	5	330	10.6	43	0
Jackson	3	0	76	25.3	39	0
Brown	2	9	16	8.0	12	0
<b>Patriots</b>	<b>36</b>	<b>14</b>	<b>422</b>	<b>11.7</b>	<b>43</b>	<b>0</b>
<b>Opponents</b>	<b>29</b>	<b>15</b>	<b>322</b>	<b>11.1</b>	<b>81t</b>	<b>2</b>

KICK RETURNS	NO	YDS	AVG	LG	TD
Maroney	28	783	28.0	77	0
Faulk	17	364	21.4	31	0
Hobbs	10	360	36.0	93t	1
Banta-Cain	2	25	12.5	16	0
Jackson	1	21	21.0	21	0
<b>Patriots</b>	<b>58</b>	<b>1553</b>	<b>26.8</b>	<b>93t</b>	<b>1</b>
<b>Opponents</b>	<b>68</b>	<b>1547</b>	<b>22.8</b>	<b>70</b>	<b>0</b>

FIELD GOALS	1-19	20-29	30-39	40-49	50+
Gostkowski	0/0	10/11	7/10	2/4	1/1
<b>Patriots</b>	<b>0/0</b>	<b>10/11</b>	<b>7/10</b>	<b>2/4</b>	<b>1/1</b>
<b>Opponents</b>	<b>0/0</b>	<b>7/8</b>	<b>6/7</b>	<b>8/12</b>	<b>1/3</b>

**Gostkowski:** (32G)(20G,29B)(37B)(48N,24G)(35G,31G)(1)(23G)(49G,36N,26G)(31G,21G)(1)(52G)(25G,27G)(1)(36G,32G,31G,21G)(48G,49N)(28G,26G,33N).

**Opponents:** (53G)(42G)(23G)(40G,45G)(40B,40G,50N)(40G,46G)(1)(23G,37N,31G,46N)(34G)(44N)(45B,46G,32G)(29G,38G,49G,26G)(35G,33G)(1)(53N)(25G,32N,27G,27G).

**STARTERS**  
**Offense:** WR Reche Caldwell (14), Chad Jackson (1); LT Matt Light (16); LG Logan Mankins (16); C Dan Koppen (16); RG Stephen Neal (13), Billy Yates (3); RT Nick Kazcur (9), Ryan O'Callaghan (6), Wesley Britt (1); TE Benjamin Watson (13), Daniel Graham (2), David Thomas (1); WR Troy Brown (9), Doug Gabriel (4), Jabar Gaffney (2); QB Tom Brady (16); RB Corey Dillon (13), Kevin Faulk (1); 2nd TE Daniel Graham (9), David Thomas (1); 3rd TE David Thomas (1); 3rd WR Jabar Gaffney (4); 4th WR Doug Gabriel (1), Kelvin Kight (1); FB Heath Evans (3).

**Defense:** LE Ty Warren (15), Jarvis Green (1); NT/LDT Vince Wilfork (13), Mike Wright (3); RE/RDT Richard Seymour (14), Mike Wright (1), Jarvis Green (1); RE/OLB Rosevelt Colvin (8), Tully Banta-Cain (5), Jarvis Green (2), Richard Seymour (1); ILB Tedy Bruschi (14), Mike Vrabel (2); ILB/OLB Junior Seau (10), Mike Vrabel (6); OLB Mike Vrabel (8), Rosevelt Colvin (7); LCB Chad Scott (6), Asante Samuel (6), Ellis Hobbs (4); RCB Asante Samuel (9), Ellis Hobbs (5), Chad Scott (2); SS Rodney Harrison (10), James Sanders (5), Chad Scott (1); FS Artrell Hawkins (12), Eugene Wilson (4); 5th Defensive Back Hank Potent (1).

**2006 Coaching Staff:** Joel Collier, Secondary; Brian Daboll, Wide Receivers; Ivan Fears, Running Backs; Pepper Johnson, Defensive Line; Pete Mangurian, Tight Ends; Josh McDaniels, Offensive Coordinator/Quarterbacks; Harold Nash, Assistant Strength and Conditioning; Matt Patricia, Linebackers; Dean Pees, Defensive Coordinator; Dante Scarnecchia, Assistant Head Coach/Offensive Line; Brad Seely, Special Teams; Mike Woicik, Strength and Conditioning.

**Pro Bowl (2):** DL Richard Seymour (5), T Matt Light (1).

RESULTS



# 2007 FINAL STATISTICS (16-0)

Head Coach: Bill Belichick • AFC East Division Champions • Home Stadium: Gillette Stadium

DATE	W/L	SCORE	OPPONENT	ATTENDANCE
9/09	W	38-14	at N.Y. Jets	77,900
9/16	W	38-14	San Diego	68,756
9/23	W	38-7	Buffalo	68,756
10/01	W	34-13	at Cincinnati	86,113
10/07	W	34-17	Cleveland	68,756
10/14	W	48-27	at Dallas	63,984
10/21	W	49-28	at Miami	71,951
10/28	W	52-7	Washington	68,756
11/04	W	24-20	at Indianapolis	57,540
BYE WEEK				
11/18	W	56-10	at Buffalo	71,338
11/25	W	31-28	Philadelphia	68,756
12/03	W	27-24	at Baltimore	71,382
12/09	W	34-13	Pittsburgh	68,756
12/16	W	20-10	N.Y. Jets	68,756
12/23	W	28-7	Miami	68,756
12/29	W	38-35	at N.Y. Giants	79,110
<b>AFC PLAYOFFS</b>				
1/12	W	31-20	Jacksonville	68,756
1/19	W	21-12	San Diego	68,756
<b>SUPER BOWL XLIII (at Glendale, Ariz.)</b>				
2/03	L	14-17	N.Y. Giants	71,101

## Team Statistics

	N.E.	OPP
<b>TOTAL FIRST DOWNS</b>	<b>393</b>	<b>278</b>
Rushing	124	91
Passing	243	172
Penalty	26	15
3rd Down: Made/Att	92/191	63/187
3rd Down Pct.	48.2	33.7
4th Down: Made/Att	15/21	11/20
4th Down Pct.	71.4	55.0
<b>POSSESSION AVG.</b>	<b>32:33</b>	<b>27:27</b>
<b>TOTAL NET YARDS</b>	<b>6580</b>	<b>4613</b>
Avg. Per Game	411.3	288.3
Total Plays	1058	933
Avg. Per Play	6.2	4.9

	N.E.	OPP
<b>NET YARDS RUSHING</b>	<b>1849</b>	<b>1572</b>
Avg. Per Game	115.6	98.3
Total Rushes	451	360
<b>NET YARDS PASSING</b>	<b>4731</b>	<b>3041</b>
Avg. Per Game	295.7	190.1
Sacked/Yards Lost	21/128	47/340
Gross Yards	4859	3381
Att./Completions	586/403	526/314
Completion Pct.	68.8	59.7
Had Intercepted	9	19
<b>PUNTS/AVERAGE</b>	<b>45/40.5</b>	<b>76/43.4</b>
<b>NET PUNTING AVG.</b>	<b>45/36.1</b>	<b>76/36.9</b>
<b>PENALTIES/YARDS</b>	<b>78/690</b>	<b>96/764</b>
<b>FUMBLES/BALL LOST</b>	<b>14/6</b>	<b>25/12</b>

	N.E.	OPP				
<b>TOUCHDOWNS</b>	<b>75</b>	<b>37</b>				
Rushing	7	17				
Passing	50	23				
Returns	8	4				
<b>Score by Periods</b>	<b>1 2 3 4</b>	<b>0 T</b>				
Patriots	134	199	152	0	589	
Opponents	41	96	58	79	0	274

SCORING	TD	Ru	Pa	Rt	PAT	FG	S	TP
Moss	23	0	0	0	0	0	0	137
Gostkowski	0	0	0	74/74	21/24	0	0	48
Welker	8	0	0	0	0	0	0	38
Maroney	6	6	0	0	0	0	0	36
Watson	6	0	6	0	0	0	0	30
Gaffney	5	0	0	0	0	0	0	30
Evans	3	3	0	0	0	0	0	18
Morris	3	3	0	0	0	0	0	18
Stallworth	3	3	0	0	0	0	0	18
K. Brady	2	0	0	0	0	0	0	12
T. Brady	2	0	0	0	0	0	0	12
Eckel	2	2	0	0	0	0	0	12
Hobbs	2	0	0	2	0	0	0	12
Vrabel	2	0	2	0	0	0	0	12
Andrews	1	0	0	1	0	0	0	6
Cassel	1	1	0	0	0	0	0	6
Colvin	1	0	0	1	0	0	0	6
Faulk	1	0	1	0	0	0	0	6
Gay	1	0	0	1	0	0	0	6
Samuel	1	0	0	1	0	0	0	6
A. Thomas	1	0	0	1	0	0	0	6
Wilson	1	0	0	1	0	0	0	6
Patriots	75	17	50	8	74/74	21/24	0	589
Opponents	34	7	23	4	34/34	12/14	0	274

2-Pt. Conversions: Patriots 1-1 (Maroney), Opponents 0-0

PASSING	ATT	CMP	YARDS	CMP%	YDS/ATT	TD	TD%	INT	INT%	LG	SK/YDS	RATING
T. Brady	578	398	4806	68.9	8.31	50	8.7	8	1.4	69t	21/128	117.2
Cassel	7	4	38	57.1	5.43	0	0.0	1	14.3	21	0/0	32.7
Gutierrez	1	1	15	100.0	15.00	0	0.0	0	0.0	15	0/0	118.8
Patriots	586	403	4859	68.8	8.29	50	8.5	9	1.5	69t	21/128	116.0
Opponents	526	314	3381	59.7	6.43	23	4.4	19	3.6	73t	47/340	78.1

RUSHING	NO	YDS	AVG	LG	TD
Maroney	185	835	4.5	59t	6
Morris	85	384	4.5	49	3
Faulk	62	265	4.3	14	0
Evans	34	121	3.6	11	3
T. Brady	37	98	2.6	19	2
Eckel	33	90	2.7	14	2
Welker	4	34	8.5	27	0
Cassel	4	12	3.0	15t	1
Stallworth	1	12	12.0	12	0
Watson	1	11	11.0	11	0
Gutierrez	5	-13	-2.6	-1	0
<b>Patriots</b>	<b>451</b>	<b>1849</b>	<b>4.1</b>	<b>59t</b>	<b>17</b>
<b>Opponents</b>	<b>360</b>	<b>1572</b>	<b>4.4</b>	<b>49</b>	<b>7</b>

RECEIVING	NO	YDS	AVG	LG	TD
Welker	112	1175	10.5	42	8
Moss	98	1493	15.2	65t	23
Faulk	47	383	8.1	23	1
Stallworth	46	697	15.2	69t	3
Gaffney	36	449	12.5	56t	5
Watson	36	389	10.8	35	6
K. Brady	9	70	7.8	20	2
Morris	6	35	5.8	18	0
Maroney	4	116	29.0	43	0
Evans	4	43	10.8	29	2
Vrabel	2	3	1.5	2t	0
D. Thomas	1	9	9.0	9	0
Eckel	1	6	6.0	6	0
Mankins	1	-9	-9.0	-9	0
<b>Patriots</b>	<b>403</b>	<b>4859</b>	<b>12.1</b>	<b>69t</b>	<b>50</b>
<b>Opponents</b>	<b>314</b>	<b>3381</b>	<b>10.8</b>	<b>73t</b>	<b>23</b>

INTERCEPTIONS	NO	YDS	AVG	LG	TD
Samuel	6	89	14.8	42	1
Gay	3	52	17.3	31	0
Seau	3	28	9.3	23	0
Sanders	2	43	21.5	42	0
A. Thomas	1	65	65.0	65t	1
Wilson	1	5	5.0	5t	1
Colvin	1	4	4.0	4	0
Harrison	1	2	2.0	2	0
Hobbs	1	0	0.0	0	0
<b>Patriots</b>	<b>19</b>	<b>288</b>	<b>15.2</b>	<b>65t</b>	<b>3</b>
<b>Opponents</b>	<b>9</b>	<b>131</b>	<b>14.6</b>	<b>36t</b>	<b>1</b>

PUNTING	NO	YDS	AVG	NET BT	IN20	LG	BLK	
Hanson	44	1821	41.4	36.1	6	13	64	1
Patriots	45	1821	40.5	36.1	6	13	64	1
Opponents	76	3297	43.4	36.9	9	16	75	1

**Sacks:** Vrabel 12.5, Green 6.5, A. Thomas 6.5, Colvin 4, Warren 4, Seau 3.5, Bruschi 2, Harrison 2, Wilfork 2, Seymour 1.5, Hobbs 1, (group) 1, Wilfork 0.5.  
**Patriots 47.0, Opponents 21.0**

PUNT RETURNS	NO	FC	YDS	AVG	LG	TD
Welker	25	7	249	10.0	35	0
T. Brown	6	2	55	9.2	28	0
C. Jackson	2	0	7	3.5	6	0
Faulk	0	9	0	---	---	0
<b>Patriots</b>	<b>33</b>	<b>18</b>	<b>311</b>	<b>9.4</b>	<b>35</b>	<b>0</b>
<b>Opponents</b>	<b>14</b>	<b>8</b>	<b>75</b>	<b>5.4</b>	<b>33</b>	<b>0</b>

KICK RETURNS	NO	YDS	AVG	LG	TD
Hobbs	35	911	26.0	108t	1
Welker	7	176	25.1	33	0
C. Jackson	5	85	17.0	39	0
Andrews	4	149	37.3	77t	1
Faulk	2	47	23.5	27	0
Evans	1	13	13.0	13	0
Vrabel	1	3	3.0	3	0
<b>Patriots</b>	<b>55</b>	<b>1384</b>	<b>25.2</b>	<b>108t</b>	<b>2</b>
<b>Opponents</b>	<b>92</b>	<b>2030</b>	<b>22.1</b>	<b>74t</b>	<b>1</b>

FIELD GOALS	1-19	20-29	30-39	40-49	50+
Gostkowski	0/0	10/10	8/9	3/5	0/0
<b>Patriots</b>	<b>0/0</b>	<b>10/10</b>	<b>8/9</b>	<b>3/5</b>	<b>0/0</b>
<b>Opponents</b>	<b>0/0</b>	<b>5/5</b>	<b>2/3</b>	<b>4/4</b>	<b>1/2</b>

**Gostkowski:** (22G)(41N,24G)(24G)(31G,36G)(20G,25G)(45G,22G)(36G)(34G)(23G,32N)(21G,38G)(48N,42G,28G)(26G,34G)(37G,45G,37G)

**Opponents:** (0)(1)(40G,48G)(42G)(38G,23G)(0)(50N,21G,25G)(52G)(0)(29G)(23G,44G)(33G,35N)(0)(0)

### STARTERS

**Offense:** WR Randy Moss (16); LT Matt Light (16); LG Logan Mankins (16); C Dan Koppen (15), Russ Hochstein (1); RG Stephen Neal (8), Russ Hochstein (7), Billy Yates (1); RT Nick Kazur (15), Ryan O'Callaghan (1); TE Benjamin Watson (8), Kyle Brady (5); WR Wes Welker (13), Donte Stallworth (1), Jabar Gaffney (1); QB Tom Brady (16); RB Kevin Faulk (8), Laurence Maroney (6), Sammy Morris (2); 2nd TE Kyle Brady (4), Wesley Britt (1); 3rd WR Donte Stallworth (8), Jabar Gaffney (6); FB Heath Evans (1).

**Defense:** LE: Ty Warren (16); NT/DT Vince Wilfork (16); RE/DT Richard Seymour (8), Jarvis Green (7), Mike Wright (1); RE/OLB Roosevelt Colvin (9), Jarvis Green (3), Aadius Thomas (4); ILB Tedy Bruschi (16); ILB/OLB Adalius Thomas (11), Junior Seau (4), Rodney Harrison (1); OLB Mike Vrabel (15), Roosevelt Colvin (1); LB Asante Samuel (14), Randall Gay (2); RCB Ellis Hobbs (16); SS Rodney Harrison (10), James Sanders (6); FS James Sanders (9), Eugene Wilson (6), Randall Gay (1).

**2007 Coaching Staff:** Nick Caserio, Wide Receivers; Joel Collier, Secondary; Don Davis, Assistant Strength and Conditioning; Ivan Fears, Running Backs; Pepper Johnson, Defensive Line; Pete Mangurian, Tight Ends; Josh McDaniels, Offensive Coordinator/Quarterbacks; Harold Nash, Assistant Strength and Conditioning; Matt Patricia, Linebackers; Dean Pees, Defensive Coordinator; Dante Scarnecchia, Assistant Head Coach/Offensive Line; Brad Seely, Special Teams; Mike Woicik, Strength and Conditioning.

**Pro Bowl (8):** QB Tom Brady (4), C Dan Koppen (1), T Matt Light (2), G Logan Mankins (1), WR Randy Moss (6), CB Asante Samuel (1), LB Mike Vrabel (1), NT Vince Wilfork (1).

# 2008 FINAL STATISTICS (11-5)

Head Coach: Bill Belichick • Second in AFC East • Home Stadium: Gillette Stadium

DATE	W/L	SCORE	OPPONENT	ATTENDANCE
9/07	W	17-10	Kansas City	68,756
9/14	W	19-10	at N.Y. Jets	78,554
9/21	L	13-38	Miami	68,756
BYE WEEK				
10/05	W	30-21	at San Francisco	67,650
10/12	L	10-30	at San Diego	68,704
10/20	W	41-7	Denver	68,756
10/26	W	23-16	St. Louis	68,756
11/02	L	15-18	at Indianapolis	66,508
11/09	W	20-10	Buffalo	68,756
11/13	L	31-34	N.Y. Jets OT	68,756
11/23	W	48-28	at Miami	67,146
11/30	L	10-33	Pittsburgh	68,756
12/07	W	24-21	at Seattle	68,077
12/14	W	49-26	at Oakland	62,179
12/21	W	47-7	Arizona	68,756
12/28	W	13-0	at Buffalo	71,282

## Team Statistics

	PATS	OPP				
<b>TOTAL FIRST DOWNS</b>	<b>356</b>	<b>268</b>				
Rushing	145	78				
Passing	186	176				
Penalty	25	14				
3rd Down: Made/Att	96/222	91/205				
3rd Down Pct.	43.2	44.4				
4th Down: Made/Att	17/22	2/10				
4th Down Pct.	77.3	20.0				
<b>POSSESSION AVG.</b>	<b>32:09</b>	<b>27:51</b>				
<b>TOTAL NET YARDS</b>	<b>5847</b>	<b>4944</b>				
Avg. Per Game	365.4	309.0				
Total Plays	1095	920				
Avg. Per Play	5.3	5.4				
<b>NET YARDS RUSHING</b>	<b>2278</b>	<b>1722</b>				
Avg. Per Game	142.4	107.6				
Total Rushes	513	415				
<b>NET YARDS PASSING</b>	<b>3569</b>	<b>3222</b>				
Avg. Per Game	223.1	201.4				
Sacked/Yards Lost	48/221	31/239				
Gross Yards	3790	3461				
Attempts/Completions	534/339	474/288				
Completion Pct.	63.5	60.8				
Had Intercepted	11	14				
<b>PUNTS/AVERAGE</b>	<b>50/44.0</b>	<b>75/43.0</b>				
<b>NET PUNTING AVG.</b>	<b>36.8</b>	<b>36.2</b>				
<b>PENALTIES/YARDS</b>	<b>57/501</b>	<b>81/636</b>				
<b>FUMBLES/BALL LOST</b>	<b>17/10</b>	<b>17/8</b>				
<b>TOUCHDOWNS</b>	<b>43</b>	<b>37</b>				
Rushing	21	8				
Passing	21	27				
Returns	1	2				
<b>Score by Periods</b>	<b>1 2 3 4 OT Total</b>					
Patriots	84	123	106	97	0	410
Opponents	75	79	61	91	3	309

SCORING	Td	Ru	Pa	Ri	PAT	FG	S	TP
Gostkowski	0	0	0	0	40/40	36/40	0	148
Moss	11	0	11	0	0/0	0/0	0	66
Morris	7	7	0	0	0/0	0/0	0	42
Faulk	6	3	3	0	0/0	0/0	0	36
Green-Ellis	5	5	0	0	0/0	0/0	0	30
Jordan	4	4	0	0	0/0	0/0	0	24
Welker	3	0	3	0	0/0	0/0	0	20
Gaffney	2	0	2	0	0/0	0/0	0	14
Watson	2	0	2	0	0/0	0/0	0	12
Cassel	2	2	0	0	0/0	0/0	0	12
Hobbs	1	0	1	0	0/0	0/0	0	6
<b>Patriots</b>	<b>43</b>	<b>21</b>	<b>1</b>	<b>40/40</b>	<b>36/40</b>	<b>0</b>	<b>410</b>	
<b>Opponents</b>	<b>37</b>	<b>8</b>	<b>27</b>	<b>2</b>	<b>34/35</b>	<b>17/21</b>	<b>309</b>	

2-Pt. Conversions: Patriots 2-3 (Gaffney, Welker), Opponents: 1-2

PASSING	ATT	CMP	YARDS	CMP%	YDS/ATT	TD	TD%	INT	INT%	LG	SK/YDS	RATING
M.Cassel	516	327	3693	63.4	7.16	21	4.1	11	2.1	76t	47/219	89.4
T.Brady	11	7	76	63.6	6.91	0	0.0	0	0.0	26	0/0	83.9
K.O'Connell	6	4	23	66.7	3.83	0	0.0	0	0.0	12	1/2	73.6
K.Faulk	1	1	-2	100.0	-2.00	0	0.0	0	0.0	-2	0/0	79.2
<b>Patriots</b>	<b>534</b>	<b>339</b>	<b>3790</b>	<b>63.5</b>	<b>7.10</b>	<b>21</b>	<b>3.9</b>	<b>11</b>	<b>2.1</b>	<b>76t</b>	<b>48/221</b>	<b>89.1</b>
<b>Opponents</b>	<b>474</b>	<b>288</b>	<b>3461</b>	<b>60.8</b>	<b>7.30</b>	<b>27</b>	<b>5.7</b>	<b>14</b>	<b>3.0</b>	<b>78t</b>	<b>31/239</b>	<b>89.8</b>

RUSHING	NO	YDS	AVG	LG	TD
Morris	156	727	4.7	35	7
Faulk	83	507	6.1	41	3
Jordan	80	363	4.5	49t	4
Green-Ellis	74	275	3.7	15	2
Cassel	73	270	3.7	19	2
Maroney	28	93	3.3	17	0
Welker	3	26	8.7	19	0
Evans	11	23	2.1	4	0
Moss	2	0	0.0	2	0
O'Connell	3	-6	-2.0	-2	0
<b>Patriots</b>	<b>513</b>	<b>2278</b>	<b>4.4</b>	<b>49t</b>	<b>21</b>
<b>Opponents</b>	<b>415</b>	<b>1722</b>	<b>4.1</b>	<b>62t</b>	<b>8</b>

RECEIVING	NO	YDS	AVG	LG	TD
Welker	111	1165	10.5	64	3
Moss	69	1008	14.6	76t	11
Faulk	58	486	8.4	22	3
Gaffney	38	468	12.3	37	2
Watson	22	209	9.5	29	2
Morris	17	161	9.5	42	0
D.Thomas	9	93	10.3	18	0
Aiken	8	101	12.6	43	0
Evans	3	59	19.7	28	0
Green-Ellis	3	37	12.3	20	0
Washington	1	3	3.0	3	0
<b>Patriots</b>	<b>339</b>	<b>3790</b>	<b>11.2</b>	<b>76t</b>	<b>21</b>
<b>Opponents</b>	<b>288</b>	<b>3461</b>	<b>12.0</b>	<b>78t</b>	<b>27</b>

INTERCEPTIONS	NO	YDS	AVG	LG	TD
Meriweather	4	25	6.3	19	0
O'Neal	3	49	16.3	47	0
Hobbs	3	0	0.0	4	0
Wilhite	1	16	16.0	16	0
J.Sanders	1	9	9.0	9	0
Vrabel	1	5	5.0	5	0
Harrison	1	0	0.0	0	0
<b>Patriots</b>	<b>14</b>	<b>104</b>	<b>7.4</b>	<b>47</b>	<b>0</b>
<b>Opponents</b>	<b>11</b>	<b>186</b>	<b>16.9</b>	<b>89</b>	<b>0</b>

PUNTING	NO	YDS	AVG	NET TB	IN20	LG	BLK
Hanson	49	2143	43.7	36.4	10	19	70
Cassel	1	57	57.0	57.0	0	1	57
<b>Patriots</b>	<b>50</b>	<b>2200</b>	<b>44.0</b>	<b>36.8</b>	<b>10</b>	<b>20</b>	<b>70</b>
<b>Opponents</b>	<b>75</b>	<b>3228</b>	<b>43.0</b>	<b>36.2</b>	<b>7</b>	<b>20</b>	<b>82</b>

PUNT RETURNS	NO	FC	YDS	AVG	LG	TD
Welker	24	6	237	9.9	44	0
Faulk	10	9	132	13.2	24	0
O'Neal	2	1	2	1.0	2	0
<b>Patriots</b>	<b>36</b>	<b>16</b>	<b>371</b>	<b>10.3</b>	<b>44</b>	<b>0</b>
<b>Opponents</b>	<b>11</b>	<b>13</b>	<b>158</b>	<b>14.4</b>	<b>30</b>	<b>0</b>

KICK RETURNS	NO	YDS	AVG	LG	TD
Hobbs	45	1281	28.5	95t	1
Slater	11	155	14.1	31	0
Morris	2	37	18.5	24	0
Faulk	2	36	18.0	25	0
Neal	1	27	27.0	27	0
Welker	1	26	26.0	26	0
<b>Patriots</b>	<b>62</b>	<b>1562</b>	<b>25.2</b>	<b>95t</b>	<b>1</b>
<b>Opponents</b>	<b>75</b>	<b>1672</b>	<b>22.3</b>	<b>92t</b>	<b>2</b>

Sacks: Seymour 8.0, A.Thomas 5.0, Vrabel 4.0, Wright 2.5, Meriweather 2.0, Wilfork 2.0, Green 2.0, Warren 2.0, Hobbs 1.5, Woods 1.0  
**Patriots 31.0, Opponents 48.0**

FIELD GOALS	1-19	20-29	30-39	40-49	50+
Gostkowski	0/0	10/12	16/16	9/11	1/1
<b>Patriots</b>	<b>0/0</b>	<b>10/12</b>	<b>16/16</b>	<b>9/11</b>	<b>1/1</b>
<b>Opponents</b>	<b>0/0</b>	<b>10/10</b>	<b>3/4</b>	<b>3/6</b>	<b>1/1</b>

**Gostkowski:**(37G)(21G,37G,28G,27G)  
 (37G,44G)(35G,40G,49G)(48N,47G)(31G,40G)  
 (30G,27G,41G)(29G,35G,25G)(32G,49N,37G)  
 (42G,31G,47G)(30G,30G)(29G,27N)  
 (50G,42G,27G)(38G,35G,24G,30G)  
 (33G,26N,23G)

**Opponents:**(40G)(31N,21G)(39G)(  
 (25G,44N,35G,23G)(20G,44G,25G)(52G)  
 (25G)(22G,34G)(20G,25G,20G,40N,45G)(  
 )(47N)

## STARTERS

**Offense:** WR Randy Moss (16); LT Matt Light (16); LG Logan Mankins (16); C Dan Koppen (16); RG Stephen Neal (9), Billy Yates (7); RT Nick Kaczur (14), Mark LeVoir (2); TE Benjamin Watson (9), David Thomas (5); WR Wes Welker (14); QB Matt Cassel (15), Tom Brady (1); RB Sammy Morris (7), Kevin Faulk (3), BenJarvus Green-Ellis (3), Laurence Maroney (3); 2nd TE David Thomas (5); 3rd WR Jabar Gaffney (7); 4th WR Sam Aiken (2); FB Heath Evans (4), Russ Hochstein (2).

**Defense:** LE Ty Warren (13), Mike Wright (2), Jarvis Green (1); NT/DT Vince Wilfork (16); RE/DT Richard Seymour (15), Jarvis Green (1); RE/OLB Adalius Thomas (8), Rosevelt Colvin (3), Pierre Woods (3), Jarvis Green (1), Gary Guyton (1); ILB Jerod Mayo (16); ILB Tedy Bruschi (12), Junior Seau (2), Gary Guyton (1); OLB Mike Vrabel (14), Adalius Thomas (1); LCB Deltha O'Neal (10), Jonathan Wilhite (4), Lewis Sanders (1), Terrence Wheatley (1); RCB Ellis Hobbs (16); SS Brandon Meriweather (10), Rodney Harrison (6); FS James Sanders (14), Lewis Sanders (2); 5th DB Brandon Meriweather (1), Lewis Sanders (1).

**2008 Coaching Staff:** Dom Capers, Special Assistant/Secondary; Ivan Fears, Running Backs; Pepper Johnson, Defensive Line; Pete Mangurian, Tight Ends; Josh McDaniels, Offensive Coordinator/Quarterbacks; Harold Nash, Assistant Strength and Conditioning; Bill O'Brien, Wide Receivers; Matt Patricia, Linebackers; Dean Pees, Defensive Coordinator; Dante Scarnecchia, Assistant Head Coach/Offensive Line; Brad Seely, Special Teams; Mike Woicik, Strength and Conditioning.

**Pro Bowl (2):** K Stephen Gostkowski (1), WR Wes Welker (1).

RESULTS

# 2009 FINAL STATISTICS (10-6)

Head Coach: Bill Belichick • AFC East Division Champions • Home Stadium: Gillette Stadium

DATE	W/L	SCORE	OPPONENT	ATTENDANCE
9/14	W	25-24	Buffalo	68,756
9/20	L	9-16	at N.Y. Jets	78,312
9/27	W	26-10	Atlanta	68,756
10/04	W	27-21	Baltimore	68,756
10/11	L	17-20	at Denver OT	76,011
10/18	W	59-0	Tennessee	68,756
10/25	W	35-7	at Tampa Bay#	84,254
BYE WEEK				
11/08	W	27-17	Miami	68,756
11/15	L	34-35	at Indianapolis	67,476
11/22	W	31-14	N.Y. Jets	68,756
11/30	L	17-38	at New Orleans	70,768
12/06	L	21-22	at Miami	70,102
12/13	W	20-10	Carolina	68,756
12/20	W	17-10	at Buffalo	70,000
12/27	W	35-7	Jacksonville	68,756
1/3	L	27-34	at Houston	71,029
# Game played in London				
<b>AFC PLAYOFFS</b>				
1/10	L	33-14	Baltimore	68,756

## Team Statistics

	PATS	OPP
<b>TOTAL FIRST DOWNS</b>	<b>373</b>	<b>289</b>
Rushing	114	80
Passing	222	193
Penalty	37	16
3rd Down: Made/Att	90/206	72/194
3rd Down Pct.	43.7	37.1
4th Down: Made/Att	11/22	10/21
4th Down Pct.	50.0	47.6
<b>POSSESSION AVG.</b>	<b>32:55</b>	<b>27:05</b>
<b>TOTAL NET YARDS</b>	<b>6357</b>	<b>5123</b>
Avg. Per Game	397.3	320.2
Total Plays	1076	941
Avg. Per Play	5.9	5.4
<b>NET YARDS RUSHING</b>	<b>1921</b>	<b>1768</b>
Avg. Per Game	120.1	110.5
Total Rushes	466	398
<b>NET YARDS PASSING</b>	<b>4436</b>	<b>3355</b>
Avg. Per Game	277.3	209.7
Sacked/Yards Lost	18/104	31/229
Gross Yards	4540	3584
Attempts/Completions	592/390	512/300
Completion Pct.	65.9	58.6
Had Intercepted	13	18
<b>PUNTS/AVERAGE</b>	<b>57/39.0</b>	<b>79/41.4</b>
<b>NET PUNTING AVG.</b>	<b>34.1</b>	<b>35.4</b>
<b>PENALTIES/YARDS</b>	<b>81/743</b>	<b>91/780</b>
<b>FUMBLES/BALL LOST</b>	<b>17/9</b>	<b>28/10</b>
<b>TOUCHDOWNS</b>	<b>50</b>	<b>35</b>
Rushing	19	6
Passing	28	25
Returns	3	4

Score by Periods	1	2	3	4	OT	Total
Patriots	99	183	70	75	0	427
Opponents	47	89	53	93	3	285

SCORING	TD	R	Pa	Rt	PAT	FG	S	TP
Gostkowski	0	0	0	0	47/47	26/31	0	125
Moss	13	0	13	0	0/0	0/0	0	80
Maroney	9	9	0	0	0/0	0/0	0	54
Watson	5	0	5	0	0/0	0/0	0	30
F. Taylor	4	4	0	0	0/0	0/0	0	24
Welker	4	0	4	0	0/0	0/0	0	24
Faulk	3	2	1	0	0/0	0/0	0	18
Aiken	2	0	2	0	0/0	0/0	0	12
Baker	2	0	2	0	0/0	0/0	0	12
Morris	2	2	0	0	0/0	0/0	0	12
Bodden	1	0	0	1	0/0	0/0	0	6
Brady	1	1	0	0	0/0	0/0	0	6
Butler	1	0	0	1	0/0	0/0	0	6
Edelman	1	0	1	0	0/0	0/0	0	6
Hoyer	1	1	0	0	0/0	0/0	0	6
Meriweather	1	0	0	1	0/0	0/0	0	6
Patriots	50	19	28	3	47/47	26/31	0	427
Opponents	35	6	25	4	33/34	14/20	0	285

RUSHING	NO	YDS	AVG	LG	TD
Maroney	194	757	3.9	45t	9
Faulk	62	335	5.4	29	2
Morris	73	319	4.4	55	2
F. Taylor	63	269	4.3	19	4
Green-Ellis	26	114	4.4	29	0
Brady	29	44	1.5	9	1
Welker	5	36	7.2	11	0
Hoyer	10	25	2.5	20	1
Tate	1	11	11.0	11	0
Slater	1	6	6.0	6	0
Edelman	2	5	2.5	5	0
<b>Patriots</b>	<b>466</b>	<b>1921</b>	<b>4.1</b>	<b>55</b>	<b>6</b>
<b>Opponents</b>	<b>398</b>	<b>1768</b>	<b>4.4</b>	<b>50</b>	<b>6</b>

RECEIVING	NO	YDS	AVG	LG	TD
Welker	123	1348	11.0	58	4
Moss	83	1264	15.2	71	13
Edelman	37	359	9.7	29	1
Faulk	37	301	8.1	38t	1
Watson	29	404	13.9	36	5
Aiken	20	326	16.3	81t	2
Morris	19	180	9.5	35	0
Baker	14	142	10.1	36t	2
Maroney	14	99	7.1	17	0
Galloway TM	7	67	9.6	19	0
Stanback	3	22	7.3	9	0
F. Taylor	2	17	8.5	13	0
Green-Ellis	2	11	5.5	6	0
<b>Patriots</b>	<b>390</b>	<b>4540</b>	<b>11.6</b>	<b>81</b>	<b>28</b>
<b>Opponents</b>	<b>300</b>	<b>3584</b>	<b>11.9</b>	<b>75t</b>	<b>25</b>

INTERCEPTIONS	NO	YDS	AVG	LG	TD
Meriweather	5	149	29.8	56	1
Bodden	5	60	12.0	53t	1
Butler	3	91	30.3	91t	1
Wilhite	2	17	8.5	17	0
Springs	1	8	8.0	8	0
Chung	1	2	2.0	2	0
Moss	1	0	0.0	0	0
<b>Patriots</b>	<b>18</b>	<b>327</b>	<b>18.2</b>	<b>91t</b>	<b>3</b>
<b>Opponents</b>	<b>13</b>	<b>146</b>	<b>11.2</b>	<b>38</b>	<b>1</b>

PUNTING	NO	YDS	AVG	NET	TB	IN	LG	BLK
Hanson	56	2221	39.7	34.1	5	18	56	1
<b>Patriots</b>	<b>57</b>	<b>2221</b>	<b>39.0</b>	<b>34.1</b>	<b>5</b>	<b>18</b>	<b>56</b>	<b>1</b>
<b>Opponents</b>	<b>79</b>	<b>3267</b>	<b>41.4</b>	<b>35.4</b>	<b>2</b>	<b>22</b>	<b>64</b>	<b>0</b>

PUNT RETURNS	NO	FC	YDS	AVG	LG	TD
Welker	27	16	338	12.5	69	0
Edelman	6	1	63	10.5	35	0
Faulk	5	2	31	6.2	15	0
<b>Patriots</b>	<b>38</b>	<b>19</b>	<b>432</b>	<b>11.4</b>	<b>69</b>	<b>0</b>
<b>Opponents</b>	<b>20</b>	<b>16</b>	<b>180</b>	<b>9.0</b>	<b>31</b>	<b>0</b>

KICK RETURNS	NO	YDS	AVG	LG	TD
Maroney	13	279	21.5	52	0
Edelman	11	241	21.9	32	0
Slater	11	269	24.5	35	0
Faulk	6	144	24.0	32	0
Butler	5	104	20.8	26	0
Tate	4	106	26.5	34	0
Welker	2	45	22.5	27	0
Connolly	1	16	16.0	16	0
Stanback	1	22	22.0	22	0
<b>Patriots</b>	<b>54</b>	<b>1226</b>	<b>22.7</b>	<b>52</b>	<b>0</b>
<b>Opponents</b>	<b>70</b>	<b>1705</b>	<b>24.4</b>	<b>51</b>	<b>0</b>

**Sacks:** Banta-Cain 10.0, D. Burgess 5, Wright 5, A. Thomas 3, Chung 2, Guyton 1.5, Mayo 1.5, Green 1, Ninkovich 1, Warren 1.  
**Patriots 31.0, Opponents 18.0**

PASSING	ATT	CMP	YARDS	CMP%	YDS/ATT	TD	TD%	INT	INT%	LG	SK/YDS	RATING
Brady	565	371	4398	65.7	7.78	28	5.0	13	2.3	81t	16/86	96.2
Hoyer	27	19	142	70.4	5.26	0	0.0	0	0.0	17	2/18	82.6
<b>Patriots</b>	<b>592</b>	<b>390</b>	<b>4540</b>	<b>65.9</b>	<b>7.67</b>	<b>28</b>	<b>4.7</b>	<b>13</b>	<b>2.2</b>	<b>81t</b>	<b>18/104</b>	<b>95.6</b>
<b>Opponents</b>	<b>512</b>	<b>300</b>	<b>3584</b>	<b>58.6</b>	<b>7.00</b>	<b>25</b>	<b>4.9</b>	<b>18</b>	<b>3.5</b>	<b>75t</b>	<b>31/229</b>	<b>81.7</b>

2-Pt. Conversions: Patriots 1-3 (Moss)  
Opponents 0-1.

RESULTS



# 2011 FINAL STATISTICS (13-3)

Head Coach: Bill Belichick • AFC East Division Champions • Home Stadium: Gillette Stadium

DATE	W/L	SCORE	OPPONENT	ATTENDANCE
9/12	W	38-24	at Miami	66,860
9/18	W	35-21	San Diego	68,756
9/25	L	31-34	at Buffalo	68,174
10/02	W	31-19	at Oakland	62,572
10/09	W	30-21	N.Y. Jets	68,756
10/16	W	20-16	Dallas	68,756
10/23			BYE WEEK	
10/30	L	17-25	at Pittsburgh	64,424
11/06	L	20-24	N.Y. Giants	68,756
11/13	W	37-16	at N.Y. Jets	79,088
11/21	W	34-3	Kansas City	68,756
11/27	W	38-20	at Philadelphia	69,144
12/04	W	31-24	Indianapolis	68,756
12/11	W	34-27	at Washington	77,825
12/18	W	41-23	at Denver	76,556
12/24	W	27-24	Miami	68,756
1/01	W	49-21	Buffalo	68,756
<b>AFC PLAYOFFS</b>				
1/14	W	45-10	Denver	68,756
1/22	W	23-20	Baltimore	68,756
<b>SUPER BOWL XLVI (at Indianapolis, Ind.)</b>				
2/05	L	17-21	N.Y. Giants	68,658

## Team Statistics

	PATS	OPP
<b>TOTAL FIRST DOWNS</b>	<b>399</b>	<b>370</b>
Rushing	107	101
Passing	262	245
Penalty	30	24
3rd Down: Made/Att	89/194	87/202
3rd Down Pct.	45.9	43.1
4th Down: Made/Att	7/11	8/19
4th Down Pct.	63.6	42.1

<b>POSSESSION AVG.</b>	<b>28:47</b>	<b>31:13</b>
<b>TOTAL NET YARDS</b>	<b>6848</b>	<b>6577</b>
Avg. Per Game	428.0	411.1
Total Plays	1082	1064
Avg. Per Play	6.3	6.2

<b>NET YARDS RUSHING</b>	<b>1764</b>	<b>1874</b>
Avg. Per Game	110.3	117.1
Total Rushes	438	405
<b>NET YARDS PASSING</b>	<b>5084</b>	<b>4703</b>
Avg. Per Game	317.8	293.9
Sacked/Yards Lost	32/173	40/274
Gross Yards	5257	4977
Attempts/Completions	612/402	619/386
Completion Pct.	65.7	62.4
Had Intercepted	12	23

<b>PUNTS/AVERAGE</b>	<b>57/46.5</b>	<b>67/45.6</b>
<b>NET PUNTING AVG.</b>	<b>57/41.5</b>	<b>67/39.1</b>
<b>PENALTIES/YARDS</b>	<b>87/815</b>	<b>115/907</b>
<b>FUMBLES/BALL LOST</b>	<b>13/5</b>	<b>21/11</b>

<b>TOUCHDOWNS</b>	<b>61</b>	<b>40</b>
Rushing	18	13
Passing	39	26
Returns	4	1

Score by Periods	1	2	3	4	OT	TOTAL
<b>Patriots</b>	<b>82</b>	<b>148</b>	<b>141</b>	<b>142</b>	<b>0</b>	<b>513</b>
<b>Opponents</b>	<b>87</b>	<b>83</b>	<b>50</b>	<b>122</b>	<b>0</b>	<b>342</b>

SCORING	TD	RU	PA	RT	PAT	FG	S	TP
Gostkowski	0	0	0	0	59/59	28/33	0	143
Gronkowski	18	1	1	0	0/0	0/0	0	108
Green-Ellis	11	0	0	0	0/0	0/0	0	66
Welker	9	0	9	0	1/1	0/0	0	54
Hernandez	7	0	7	0	0/0	0/0	0	42
Branch	5	0	5	0	0/0	0/0	0	30
Brady	3	3	0	0	0/0	0/0	0	18
Woodhead	1	1	0	0	0/0	0/0	0	6
Edelman	1	0	1	0/0	0/0	0/0	0	6
Moore	1	0	0	0	0/0	0/0	0	6
Ninkovich	1	0	0	1	0/0	0/0	0	6
Ochocinco	1	0	1	0	0/0	0/0	0	6
Ridley	1	1	0	0	0/0	0/0	0	6
Vereen	1	1	0	0	0/0	0/0	0	6
Wilfork	1	0	0	1	0/0	0/0	0	6
<b>Patriots</b>	<b>61</b>	<b>18</b>	<b>39</b>	<b>4</b>	<b>59/59</b>	<b>28/33</b>	<b>0</b>	<b>513</b>
<b>Opponents</b>	<b>40</b>	<b>13</b>	<b>26</b>	<b>1</b>	<b>38/38</b>	<b>20/23</b>	<b>0</b>	<b>342</b>

RUSHING	NO	YDS	AVG	LG	TD
Green-Ellis	181	667	3.7	18	11
Ridley	87	441	5.1	33t	1
Woodhead	77	351	4.6	12	1
Brady	43	109	2.5	13	3
Faulk	17	57	3.4	9	0
Vereen	15	57	3.8	19	0
Hernandez	5	45	9.0	19	0
Welker	4	30	7.5	19	0
Edelman	4	8	2.0	6	0
Gronkowski	1	2	2.0	2t	1
Hoyer	4	-3	-0.8	0	0
<b>Patriots</b>	<b>438</b>	<b>1764</b>	<b>4.0</b>	<b>33t</b>	<b>18</b>
<b>Opponents</b>	<b>405</b>	<b>1874</b>	<b>4.6</b>	<b>41</b>	<b>13</b>

RECEIVING	NO	YDS	AVG	LG	TD
Welker	122	1569	12.9	99t	9
Gronkowski	90	1327	14.7	52t	17
Hernandez	79	910	11.5	46	7
Branch	51	702	13.8	63	5
Woodhead	18	157	8.7	16	0
Ochocinco	15	276	18.4	53	1
Green-Ellis	9	159	17.7	53	0
Faulk	7	34	4.9	18	0
Edelman	4	34	8.5	11	0
Underwood	3	30	10.0	13	0
Ridley	3	13	4.3	8	0
Slater	1	46	46.0	46	0
<b>Patriots</b>	<b>402</b>	<b>5257</b>	<b>13.1</b>	<b>99t</b>	<b>39</b>
<b>Opponents</b>	<b>386</b>	<b>4977</b>	<b>12.9</b>	<b>58</b>	<b>26</b>

INTERCEPTIONS	NO	YDS	AVG	LG	TD
Arrington	7	92	13.1	28	0
Wilfork	2	47	23.5	28	0
Molden	2	40	20.0	27	0
McCourtury	2	38	19.0	38	0
Ninkovich	2	30	15.0	18	1
Moore	2	26	13.0	21t	1
Mayo	2	4	2.0	2	0
Guyton	1	17	17.0	17	0
Brown	1	2	2.0	2	0
Adams	1	0	0.0	0	0
Chung	1	0	0.0	0	0
<b>Patriots</b>	<b>23</b>	<b>296</b>	<b>12.9</b>	<b>38</b>	<b>2</b>
<b>Opponents</b>	<b>12</b>	<b>186</b>	<b>15.5</b>	<b>42</b>	<b>1</b>

PUNTING	NO	YDS	AVG	NET	TB	IN	LG	BLK
Mesko	57	2648	46.5	41.5	3	24	65	0
<b>Patriots</b>	<b>57</b>	<b>2648</b>	<b>46.5</b>	<b>41.5</b>	<b>3</b>	<b>24</b>	<b>65</b>	<b>0</b>
<b>Opponents</b>	<b>67</b>	<b>3055</b>	<b>45.6</b>	<b>39.1</b>	<b>2</b>	<b>26</b>	<b>60</b>	<b>0</b>

PUNT RETURNS	NO	FC	YDS	AVG	LG	TD
Edelman	28	7	296	10.6	72t	1
Welker	8	6	82	10.3	25	0
Faulk	2	0	11	5.5	7	0
<b>Patriots</b>	<b>38</b>	<b>13</b>	<b>389</b>	<b>10.2</b>	<b>72t</b>	<b>1</b>
<b>Opponents</b>	<b>26</b>	<b>18</b>	<b>220</b>	<b>8.5</b>	<b>26</b>	<b>0</b>

KICK RETURNS	NO	YDS	AVG	LG	TD
Woodhead	20	437	21.9	37	0
Edelman	12	284	23.7	37	0
Ridley	7	152	21.7	32	0
Slater	4	68	17.0	22	0
Gronkowski	1	0	11.0	11	0
McCourtury	1	24	24.0	24	0
Ninkovich	1	10	10.0	10	0
<b>Patriots</b>	<b>46</b>	<b>986</b>	<b>21.4</b>	<b>37</b>	<b>0</b>
<b>Opponents</b>	<b>60</b>	<b>1294</b>	<b>21.6</b>	<b>88</b>	<b>0</b>

**Sacks:** Anderson 10.0, Carter 10.0, Ninkovich 6.5, Wilfork 3.5, Love 3.0, Deaderick 2.0, Chung 1.0, Ellis 1.0, Mayo 1.0, Warren 1.0, Pryor 0.5, Wright 0.5  
**Patriots 40.0, Opponents 32.0**

FIELD GOALS	1-19	20-29	30-39	40-49	50+
Gostkowski	1/1	12/13	5/6	9/11	1/2
<b>Patriots</b>	<b>1/1</b>	<b>12/13</b>	<b>5/6</b>	<b>9/11</b>	<b>1/2</b>
<b>Opponents</b>	<b>0/0</b>	<b>14/15</b>	<b>2/2</b>	<b>4/6</b>	<b>0/0</b>

**Gostkowski:** (48N,20G)(22G,47G)(23G)(44G)(44G,24G,28G)(31G,26G)(46G,42N)(27N,32G,45G)(50G,36G,27G)(21G,19G)(39N,45G)(39G)(23G,24G)(21G,34G)(51N,45G,42G)(47G,20G)

**Opponents:** (20G)( ) (42G,28G)(28G,26G)( ) (48G,22G,26G)(33G,21G,23G,44N)(22G)(24N)(26G)(43G,22G)(31G) (24G,25G)(26G)(47G)(45N)

**STARTERS**  
**Offense:** WR Wes Welker (15) ; LT Matt Light (15), Logan Mankins (1); LG Logan Mankins (14), Donald Thomas (1), Ryan Wendell (1); C Dan Connolly (11), Nick McDonald (2), Ryan Wendell (2), Dan Koppin (1); RG Brian Waters (16); RT N. Solder (1), Sebastian Vollmer (5); TE Rob Gronkowski (16); TE Aaron Hernandez (12), Nate Solder (2), Thomas Welch (1); QB Tom Brady (16); WR Deion Branch (15), Chad Ochocinco (1); RB BenJarvus Green-Ellis (6), Danny Woodhead (4), Kevin Faulk (3), Stevan Ridley (2), 3rd TE Dan Gronkowski (1); 3rd WR Chad Ochocinco (2).

**Defense:** LE Shaun Ellis (10), Brandon Deaderick (3), Mark Anderson (1), Rob Ninkovich (1), Vince Wilfork (1); LDT Vince Wilfork (13); NT Vince Wilfork (3); RDT Kyle Love (12), Mike Wright (1); RE Andre Carter (14), Brandon Deaderick (2); ROLB Rob Ninkovich (14), Jerod Mayo (1), Tracy White (1); MLB Jerod Mayo (11), Gary Guyton (4), Dane Fletcher (1); ROLB Brandon Spikes (6), Dan Fletcher (4), Gary Guyton (2), Jerod Mayo (1) Rob Ninkovich (1), Jeff Terpinian (1); LCB Devin McCourtury (14), Antwan Molden (2); S James Iedigbo (12) Patrick Chung (8), Josh Barrett (4), Sterling Moore (3), Matthew Slater (3), Sergio Brown (2); 5th DB Leigh Bodden (1), Sergio Brown (1), Nate Jones (1).

**2011 Coaching Staff:** Josh Boyer, Defensive Backs; Moses Cabrera, Assistant Strength and Conditioning; Ivan Fears, Running Backs; Brian Ferentz, Tight Ends; Brian Flores, Defensive Assistant; George Godsey, Offensive Assistant; Patrick Graham, Linebackers; Pepper Johnson, Defensive Line; Harold Nash, Head Strength and Conditioning; Bill O'Brien, Offensive Coordinator/Quarterbacks; Scott O'Brien, Special Teams; Chad O'Shea, Receivers; Matt Patricia, Safeties; Dante S. Carnecchia, Assistant Head Coach/Offensive Line.

**Pro Bowl (8):** QB Tom Brady (7), DE Andre Carter (1) TE Rob Gronkowski (1), G Logan Mankins (4), ST Matthew Slater (1), G Brian Waters (6), WR Wes Welker (4), NT Vince Wilfork (4).

PASSING	ATT	CMP	YARDS	CMP%	YDS/ATT	TD	TD%	INT	INT%	LG	SK/YDS	RATING
Brady	611	401	5235	65.6	8.57	39	6.4	12	2.0	99t	32/173	105.6
Hoyer	1	1	22	100.0	22.0	0	0.0	0	0.0	22	0/0	118.8
<b>Patriots</b>	<b>612</b>	<b>402</b>	<b>5257</b>	<b>65.7</b>	<b>8.59</b>	<b>39</b>	<b>6.4</b>	<b>12</b>	<b>2.0</b>	<b>99t</b>	<b>32/173</b>	<b>105.7</b>
<b>Opponents</b>	<b>619</b>	<b>386</b>	<b>4977</b>	<b>62.4</b>	<b>8.04</b>	<b>26</b>	<b>4.2</b>	<b>23</b>	<b>3.7</b>	<b>58</b>	<b>40/274</b>	<b>86.1</b>

2-Pt. Conversions: Patriots 2-2, Opponents: 0-2.





# 2012 FINAL STATISTICS (12-4)

Head Coach: Bill Belichick • AFC East Division Champions • Home Stadium: Gillette Stadium

DATE	W/L	SCORE	OPPONENT	ATTENDANCE
9/09	W	34-13	at Tennessee	69,143
9/16	L	18-20	Arizona	68,756
9/23	L	30-31	at Baltimore	71,269
9/30	W	52-28	at Buffalo	70,684
10/07	W	31-21	Denver	68,756
10/14	L	23-24	at Seattle	68,137
10/21	W	29-26	N.Y. Jets OT	68,756
10/28	W	45-7	at St. Louis#	84,004
11/04			BYE WEEK	
11/11	W	37-31	Buffalo	68,756
11/18	W	59-24	Indianapolis	68,756
11/22	W	49-19	at N.Y. Jets	79,088
12/02	W	23-16	at Miami	72,114
12/10	W	42-14	Houston	68,756
12/16	L	34-41	San Francisco	68,756
12/23	W	23-16	at Jacksonville	70,251
12/30	W	28-0	Miami	68,756

#Game played in London

**AFC PLAYOFFS**

1/13	W	41-28	Houston	68,756
1/20	L	13-28	Baltimore	68,756

## Team Statistics

	PATS	OPP
<b>TOTAL FIRST DOWNS</b>	<b>444</b>	<b>340</b>
Rushing	151	100
Passing	256	207
Penalty	37	33
3rd Down: Made/Att	110/226	82/205
3rd Down Pct.	48.7	40.0
4th Down: Made/Att	8/12	9/23
4th Down Pct.	66.7	39.1
<b>POSSESSION AVG.</b>	<b>30.41</b>	<b>29.19</b>
<b>TOTAL NET YARDS</b>	<b>6846</b>	<b>5972</b>
Avg. Per Game	427.9	373.3
Total Plays	1191	1046
Avg. Per Play	5.7	5.7
<b>NET YARDS RUSHING</b>	<b>2184</b>	<b>1630</b>
Avg. Per Game	136.5	271.4
Total Rushes	523	415
<b>NET YARDS PASSING</b>	<b>4662</b>	<b>4342</b>
Avg. Per Game	291.4	271.4
Sacked/Yards Lost	27/182	37/213
Gross Yards	4844	4555
Attempts/Completions	641/402	594/369
Completion Pct.	62.7	62.1
Had Intercepted	9	20
<b>PUNTS/AVERAGE</b>	<b>61/42.4</b>	<b>67/50.3</b>
<b>NET PUNTING AVG.</b>	<b>61/37.9</b>	<b>67/41.6</b>
<b>PENALTIES/YARDS</b>	<b>97/840</b>	<b>101/932</b>
<b>FUMBLES/BALL LOST</b>	<b>14/7</b>	<b>42/21</b>
<b>TOUCHDOWNS</b>	<b>67</b>	<b>38</b>
Rushing	25	10
Passing	34	27
Returns	8	1
<b>Score by Periods</b>	<b>1 2 3 4 OT</b>	<b>TOTAL</b>
<b>Patriots</b>	<b>113 177 103 161 3</b>	<b>557</b>
<b>Opponents</b>	<b>67 81 75 108 0</b>	<b>331</b>

SCORING	TD	RU	PA	RT	PAT	FG	S	TP
Gostkowski	0	0	0	0	66/66	29/35	0	153
Ridley	12	12	0	0	0/0	0/0	0	72
Gronkowski	11	0	11	0	0/0	0/0	0	66
Woodhead	7	4	3	0	0/0	0/0	0	42
Welker	6	0	6	0	0/0	0/0	0	36
Edelman	5	0	3	2	0/0	0/0	0	30
Hernandez	5	0	3	2	0/0	0/0	0	30
Lloyd	5	0	4	1	0/0	0/0	0	30
Brady	4	4	0	0	0/0	0/0	0	24
Vereen	4	3	1	0	0/0	0/0	0	24
Bolden	2	2	0	0	0/0	0/0	0	12
Dennard	1	0	1	0	0/0	0/0	0	6
Gregory	1	0	1	0	0/0	0/0	0	6
Hightower	1	0	1	0	0/0	0/0	0	6
McCourtly	1	0	1	0	0/0	0/0	0	6
Stallworth	1	0	1	0	0/0	0/0	0	6
Talib	1	0	1	0	0/0	0/0	0	6
<b>Patriots</b>	<b>67</b>	<b>25</b>	<b>34</b>	<b>66/66</b>	<b>29/24</b>	<b>0</b>	<b>557</b>	
<b>Opponents</b>	<b>38</b>	<b>10</b>	<b>27</b>	<b>1</b>	<b>38/38</b>	<b>21/24</b>	<b>0</b>	<b>331</b>

2-Pt. Conversions: Patriots 0-1, Opponents: 0-0.

RUSHING	NO	YDS	AVG	LG	TD
Ridley	290	1263	4.4	41	12
Woodhead	76	301	4.0	19	4
Bolden	56	274	4.9	27	2
Vereen	62	251	4.0	16	3
Edelman	4	45	11.3	47	0
Brady	23	32	1.4	7	4
Welker	2	20	10.0	11	0
Hernandez	1	5	5.0	5	0
Hilliard TM	1	2	2.0	2	0
Mallett	8	-9	-1.1	2	0
<b>Patriots</b>	<b>523</b>	<b>2184</b>	<b>4.2</b>	<b>47</b>	<b>25</b>
<b>Opponents</b>	<b>415</b>	<b>1630</b>	<b>3.9</b>	<b>31</b>	<b>10</b>

RECEIVING	NO	YDS	AVG	LG	TD
Welker	118	1354	11.5	59	6
Lloyd	74	911	12.3	53	4
Gronkowski	55	790	14.4	41	11
Hernandez	51	483	9.5	31	5
Woodhead	40	446	11.2	25	3
Edelman	21	235	11.2	56	3
Branch	16	145	9.1	25	0
Vereen	8	149	18.6	83	1
Ridley	6	51	8.5	20	0
Hoomanawanui	5	109	21.8	41	0
Fells	4	85	21.3	35	0
Bolden	2	11	5.5	11	0
Stallworth	1	63	63.0	63	1
Winslow	1	12	12.0	12	0
<b>Patriots</b>	<b>402</b>	<b>4844</b>	<b>12.0</b>	<b>83</b>	<b>34</b>
<b>Opponents</b>	<b>269</b>	<b>4555</b>	<b>12.3</b>	<b>68</b>	<b>27</b>

INTERCEPTIONS	NO	YDS	AVG	LG	TD
McCourtly	5	53	10.6	34	0
Wilson	4	87	21.8	45	0
Dennard	3	95	31.7	87	1
Gregory	3	50	16.7	36	0
Talib TM	1	59	59.0	59	1
Chung	2	27	13.5	27	0
Cole	1	0	0.0	0	0
Mayo	1	0	0.0	0	0
<b>Patriots</b>	<b>20</b>	<b>371</b>	<b>18.6</b>	<b>87</b>	<b>2</b>
<b>Opponents</b>	<b>9</b>	<b>112</b>	<b>12.4</b>	<b>63</b>	<b>0</b>

PUNTING	NO	YDS	AVG	NET	TB	IN	LG	BLK
Mesko	60	2585	43.1	37.9	6	28	62	1
<b>Patriots</b>	<b>61</b>	<b>2585</b>	<b>42.4</b>	<b>37.9</b>	<b>6</b>	<b>28</b>	<b>62</b>	<b>1</b>
<b>Opponents</b>	<b>67</b>	<b>3372</b>	<b>50.3</b>	<b>41.6</b>	<b>4</b>	<b>23</b>	<b>66</b>	<b>0</b>

PUNT RETURNS	NO	FC	YDS	AVG	LG	TD
Welker	25	7	243	9.7	31	0
Edelman	17	1	263	15.5	68	1
<b>Patriots</b>	<b>42</b>	<b>8</b>	<b>506</b>	<b>12.0</b>	<b>68</b>	<b>1</b>
<b>Opponents</b>	<b>23</b>	<b>19</b>	<b>154</b>	<b>6.7</b>	<b>25</b>	<b>0</b>

KICK RETURNS	NO	YDS	AVG	LG	TD
McCourtly	27	654	24.2	104	1
Edelman	3	38	12.7	32	0
Welker	3	33	11.0	17	0
Slater	2	39	19.5	20	0
Woodhead	2	43	21.5	23	0
Gronkowski	1	0	0.0	0	0
<b>Patriots</b>	<b>38</b>	<b>807</b>	<b>21.2</b>	<b>104</b>	<b>1</b>
<b>Opponents</b>	<b>60</b>	<b>1229</b>	<b>20.5</b>	<b>62</b>	<b>0</b>

**Sacks:** Ninkovich 8.0, Jones 6.0, Hightower 4.0, Francis 3.0, Mayo 3.0, Scott 3.0, Wilfork 3.0, Cunningham 2.5, Love 1.5, Deaderick 1.0, Martin 1.0, Spikes 1.0.

**Patriots 37.0, Opponents 27.0**

PASSING	ATT	CMP	YARDS	CMP%	YDS/ATT	TD	TD%	INT	INT%	LG	SK/YDS	RATING
Brady	637	401	4827	63.0	7.58	34	5.3	8	1.3	83	27/182	98.7
Mallett	4	1	17	25.0	4.25	0	0.0	1	25.0	17	0/0	5.2
<b>Patriots</b>	<b>641</b>	<b>402</b>	<b>4844</b>	<b>62.7</b>	<b>7.56</b>	<b>34</b>	<b>5.3</b>	<b>9</b>	<b>1.4</b>	<b>83</b>	<b>27/182</b>	<b>97.7</b>
<b>Opponents</b>	<b>594</b>	<b>369</b>	<b>4555</b>	<b>62.0</b>	<b>7.67</b>	<b>27</b>	<b>4.5</b>	<b>20</b>	<b>3.4</b>	<b>68</b>	<b>37/213</b>	<b>86.9</b>

FIELD GOALS	1-19	20-29	30-39	40-49	50+
Gostkowski	0/0	8/8	10/12	9/13	2/2
<b>Patriots</b>	<b>0/0</b>	<b>8/8</b>	<b>10/12</b>	<b>9/13</b>	<b>2/2</b>
<b>Opponents</b>	<b>0/0</b>	<b>6/6</b>	<b>5/6</b>	<b>9/10</b>	<b>1/2</b>

**Gostkowski:** (25G, 31G)(46G, 34G51G, 53G, 42N)(37G49G, 20G)(49N, 42N, 30G)(23G, 25G, 35G, 35G)(43G, 48G)(26G)(43G, 48G, 27G)(36N, 31G)(39N)(49N, 43G, 32G, 20G)( ) (32G, 41G)(25G, 49G, 38G)( )

**Opponents:** (28G, 24G)(38G, 47G)(27G)( ) ( ) (34G)(54G, 21G, 43G, 43G)( ) (41G)(47G, 58N) (32G)(44G, 33G, 42G)( ) (39N, 20G, 28G)(41G, 43N, 35G, 42G)(41N)

## STARTERS

**Offense:** WR Wes Welker (12), Julian Edelman (1); LT Nate Solder (16), LG Logan Mankins (10), Donald Thomas (6); C Ryan Wendell (16); RG Dan Connolly (14), Donald Thomas (1), Nick McDonald (1); RT Sebastian Vollmer (15), Marcus Cannon (1); TE Rob Gronkowski (11); Aaron Hernandez (10); Michael Hoomanawanui (6), Daniel Fells (4); QB Tom Brady (16); WR Brandon Lloyd (15), Deion Branch (1); RB Stevan Ridley (12), Danny Woodhead (2), Shane Vereen (1), Aaron Hernandez (1), Michael Hoomanawanui (1); 3rd WR Deion Branch (3), Julian Edelman (2).

**Defense:** LE Rob Ninkovich (12), Jermaine Cunningham (2), Trevor Scott (2); DT Vince Wilfork (16); DT Kyle Love (11), Brandon Deaderick (5); RE C. Jones (13), Rob Ninkovich (2), Jermaine Cunningham (1); LB Jerod Mayo (16); LB Dont'a Hightower (12), Rob Ninkovich (2), Tracy White (1); LCB Devin McCourtly (8), Aqib Talib (5), Alfonso Dennard (3); RCB Kyle Arrington (12), Alfonso Dennard (4); S Steve Gregory (12), Devin McCourtly (8), Patrick Chung (8), Tavon Wilson (4); 5th DB Marquice Cole (1).

**2011 Coaching Staff:** Josh Boyer, Cornerbacks; Moses Cabrera, Assistant Strength and Conditioning; Ivan Fears, Running Backs; Brian Flores, Safeties; George Godsey, Tight Ends; Patrick Graham, Defensive Line; Pepper Johnson, Linebackers; Joe Judge, Special Teams Assistant; Josh McDaniels, Offensive Coordinator/Quarterbacks; Harold Nash, Head Strength and Conditioning; Scott O'Brien, Special Teams; Chad O'Shea, Wide Receivers; Matt Patricia, Defensive Coordinator; Dante Scarnecchia, Assistant Head Coach/Offensive Line; Steve Belichick, Coaching Assistant.

**Pro Bowl (7):** QB Tom Brady (8), TE Rob Gronkowski (2), G Logan Mankins (5), LB Jerod Mayo (2), ST Matthew Slater (2), WR Wes Welker (5), NT Vince Wilfork (5).

RESULTS

# 2013 FINAL STATISTICS (12-4)

Head Coach: Bill Belichick • AFC East Division Champions • Home Stadium: Gillette Stadium

DATE	W/L	SCORE	OPPONENT	ATTENDANCE
09/08	W	23-21	at Buffalo	69,519
09/12	W	13-10	New York Jets	68,756
09/22	W	23-3	Tampa Bay	68,756
09/29	W	30-23	at Atlanta	70,744
10/06	L	6-13	at Cincinnati	64,259
10/13	W	30-27	New Orleans	68,756
10/20	L	27-30	at New York Jets OT	76,957
10/27	W	27-17	Miami	68,756
11/03	W	55-31	Pittsburgh	68,756
BYE WEEK				
11/18	L	20-24	at Carolina	74,225
11/24	W	34-31	Denver OT	68,756
12/01	W	34-31	at Houston	71,769
12/08	W	27-26	Cleveland	68,756
12/15	L	20-24	at Miami	71,863
12/22	W	41-7	at Baltimore	71,433
12/29	W	34-20	Buffalo	68,756

AFC PLAYOFFS				
01/11	W	43-22	Indianapolis	68,756
01/19	L	16-26	at Denver	77,110

## Team Statistics

	PATS	OPP
<b>TOTAL FIRST DOWNS</b>	<b>378</b>	<b>338</b>
Rushing	110	110
Passing	225	208
Penalty	43	20
3rd Down: Made/Att	83/221	98/232
3rd Down Pct.	37.6	42.2
4th Down: Made/Att	7/15	4/21
4th Down Pct.	46.7	19.0

## POSSESSION AVG.

<b>TOTAL NET YARDS</b>	<b>6152</b>	<b>5969</b>
Avg. Per Game	384.5	373.1
Total Plays	1138	1118
Avg. Per Play	5.4	5.3

## NET YARDS RUSHING

<b>NET YARDS RUSHING</b>	<b>2065</b>	<b>2145</b>
Avg. Per Game	129.1	134.1
Total Rushes	470	481

## NET YARDS PASSING

<b>NET YARDS PASSING</b>	<b>4087</b>	<b>3824</b>
Avg. Per Game	255.4	239.0
Sacked/Yards Lost	40/256	48/313
Gross Yards	4343	4137
Attempts/Completions	628/380	589/336
Completion Pct.	60.5	57.0
Had Intercepted	11	17

## PUNTS/AVERAGE

<b>PUNTS/AVERAGE</b>	<b>77/45.8</b>	<b>80/44.5</b>
<b>NET PUNTING AVG.</b>	<b>77/39.8</b>	<b>80/39.2</b>

## PENALTIES/YARDS

<b>FUMBLES/BALL LOST</b>	<b>29/29</b>	<b>21/12</b>
--------------------------	--------------	--------------

## TOUCHDOWNS

<b>TOUCHDOWNS</b>	<b>47</b>	<b>39</b>
Rushing	19	11
Passing	25	25
Returns	3	3

## Score by Periods

Score by Periods	1	2	3	4	OT	Total
<b>Patriots</b>	<b>74</b>	<b>104</b>	<b>85</b>	<b>178</b>	<b>3</b>	<b>444</b>
<b>Opponents</b>	<b>70</b>	<b>74</b>	<b>95</b>	<b>96</b>	<b>3</b>	<b>338</b>

## SCORING

SCORING	Td	Ru	Pa	Rt	PAT	FG	S	TP
Gostkowski	0	0	0	44/44	38/41	0	158	
Blount	7	7	0	0/0	0/0	0	42	
Ridley	7	7	0	0/0	0/0	0	42	
Edelman	6	0	6	0/0	0/0	0	40	
Dobson	4	0	4	0/0	0/0	0	24	
Gronkowski	4	0	4	0/0	0/0	0	24	
Thompkins	4	0	4	0/0	0/0	0	24	
Vereen	4	1	3	0/0	0/0	0	24	
Bolden	3	3	0	0/0	0/0	0	18	
Amendola	2	2	0	0/0	0/0	0	12	
Develin	1	1	0	0/0	0/0	0	6	
Hoanawanui	1	0	1	0/0	0/0	0	6	
Cha. Jones	1	0	1	0/0	0/0	0	6	
Mulligan	1	0	1	0/0	0/0	0	6	
Ryan	1	0	1	0/0	0/0	0	6	
Wilson	1	0	1	0/0	0/0	0	6	
<b>Patriots</b>	<b>47</b>	<b>19</b>	<b>25</b>	<b>3</b>	<b>44/44</b>	<b>38/41</b>	<b>0</b>	<b>444</b>
<b>Opponents</b>	<b>39</b>	<b>11</b>	<b>25</b>	<b>3</b>	<b>38/38</b>	<b>22/27</b>	<b>0</b>	<b>338</b>

RUSHING	NO	YDS	AVG	LG	TD
Ridley	178	773	4.3	29	7
Blount	153	772	5.0	47	7
Bolden	55	271	4.9	46	3
Vereen	44	208	4.7	21	1
Brady	32	18	0.6	11	0
Edelman	2	11	5.5	7	0
Develin	4	10	2.5	5	1
Amendola	1	1	1.0	1	0
Washington TM	1	1	1.0	1	0
<b>Patriots</b>	<b>470</b>	<b>2065</b>	<b>4.4</b>	<b>47</b>	<b>19</b>
<b>Opponents</b>	<b>481</b>	<b>2145</b>	<b>4.5</b>	<b>34</b>	<b>11</b>

RECEIVING	NO	YDS	AVG	LG	TD
Edelman	105	1056	10.1	44	6
Amendola	54	633	11.7	57	2
Vereen	47	427	9.1	50	3
Gronkowski	39	592	15.2	50	4
Dobson	37	519	14.0	81	4
Thompkins	32	466	14.6	49	4
Bolden	21	152	7.2	18	0
Hoanawanui	12	136	11.3	19	1
Ridley	10	121	6.2	24	0
Boyce	9	121	13.4	30	0
Collie	6	63	10.5	19	0
Develin	4	62	15.5	31	0
Blount	2	38	19.0	32	0
Mulligan	2	16	8.0	15	1
<b>Patriots</b>	<b>380</b>	<b>4343</b>	<b>11.4</b>	<b>81</b>	<b>25</b>
<b>Opponents</b>	<b>336</b>	<b>4137</b>	<b>12.3</b>	<b>80</b>	<b>25</b>

INTERCEPTIONS	NO	YDS	AVG	LG	TD
Ryan	5	82	16.4	79	1
Talib	4	12	3.0	14	0
Harmon	2	44	22.0	42	0
Wilson	1	74	74.0	74	1
Arrington	1	5	5.0	5	0
Spikes	1	3	3.0	3	0
Cole	1	0	0.0	0	0
Dennard	1	0	0.0	0	0
McCourtly	1	0	0.0	0	0
<b>Patriots</b>	<b>17</b>	<b>220</b>	<b>12.9</b>	<b>79</b>	<b>2</b>
<b>Opponents</b>	<b>11</b>	<b>56</b>	<b>5.1</b>	<b>31</b>	<b>1</b>

PUNTING	NO	YDS	AVG	NET	TB	IN	LG	BLK
Allen	76	3491	45.9	39.9	12	29	65	0
Brady	1	32	32.0	32.0	0	0	32	0
<b>Patriots</b>	<b>77</b>	<b>3523</b>	<b>45.8</b>	<b>39.9</b>	<b>12</b>	<b>29</b>	<b>65</b>	<b>0</b>
<b>Opponents</b>	<b>80</b>	<b>3559</b>	<b>44.5</b>	<b>39.2</b>	<b>2</b>	<b>28</b>	<b>64</b>	<b>0</b>

PUNT RETURNS	NO	FC	YDS	AVG	LG	TD
Edelman	35	23	374	10.7	43	0
Amendola	1	0	13	13.0	13	0
<b>Patriots</b>	<b>36</b>	<b>23</b>	<b>387</b>	<b>10.8</b>	<b>43</b>	<b>0</b>
<b>Opponents</b>	<b>29</b>	<b>14</b>	<b>221</b>	<b>7.6</b>	<b>24</b>	<b>0</b>

KICK RETURNS	NO	YDS	AVG	LG	TD
Blount	17	494	29.1	83	0
Boyce	9	214	23.8	41	0
McCourtly	7	132	18.9	27	0
Vereen	3	66	22.0	24	0
Slater	2	10	5.0	10	0
Washington TM	1	19	19.0	19	0
<b>Patriots</b>	<b>39</b>	<b>935</b>	<b>24.0</b>	<b>83</b>	<b>0</b>
<b>Opponents</b>	<b>32</b>	<b>664</b>	<b>20.8</b>	<b>50</b>	<b>0</b>

Sacks: Cha. Jones 11.5, Ninkovich 8.0, Chr. Jones TM 6.0, Siliga TM 3.0, Kelly 2.5, Arrington 2.0, Buchanan 2.0, Carter 2.0, Fletcher 2.0, Vellano 2.0, Mayo 1.5, Ryan 1.5, Gregory 1.0, Hightower 1.0, Sopoaga TM 1.0, group 1.0.  
**Patriots 48.0, Opponents 40.0**

FIELD GOALS	1-19	20-29	30-39	40-49	50+
Gostkowski	1/1	8/8	13/13	11/13	5/6
<b>Patriots</b>	<b>1/1</b>	<b>8/8</b>	<b>13/13</b>	<b>11/13</b>	<b>5/6</b>
<b>Opponents</b>	<b>0/0</b>	<b>4/4</b>	<b>10/13</b>	<b>5/6</b>	<b>3/4</b>

**Gostkowski:** (48G,33G,35G)(21G,30G,43N)(53G,46G,33G)(48G,22G,49G)(42G,19G)(35G,54G,23G)(39G,44G)(34G,48G)(20G,32G)(42G,26G)(31G,31G)(55N,53G,53G)(33G,50G)(22G,48N,23G)(45G,42G)(43G,35G,29G,35G)

## STARTERS

**Offense:** WR Julian Edelman (11), Danny Amendola (5), LT Nate Solder (15), Logan Mankins (1), LG Logan Mankins (15), Josh Kline (1), C Ryan Wendell (16), RG D. Connolly (15), RT Sebastian Vollmer (8), Marcus Cannon (6), Will Svetik (2), TE Michael Hoanawanui (10), Rob Gronkowski (6), Matthew Mulligan (4), QB Tom Brady (16), WR K. Thompkins (8), Aaron Dobson (5), Josh Boyce (2), Austin Collie (1), RB LeGarrette Blount (7), Stevan Ridley (6), Brandon Bolden (2), Shane Vereen (1), 3rd WR Aaron Dobson (4), Danny Amendola (1), Josh Boyce (1), 4th WR Josh Boyce (1), FB James Develin (6).

**Defense:** LE Rob Ninkovich (15), Joe Vellano (1), DT Vince Wilfork (4), Joe Vellano (7), Seauler Siliga (4), Chris Jones (1), DT Chris Jones (9), Tommy Kelly (5), Isaac Sopoaga (2), RE Chandler Jones (16), LB Dont'a Hightower (14), Brandon Spikes (11), Jamie Collins (8), Jerod Mayo (6), Dane Fletcher (1), LCB Aqib Talib (13), Kyle Arrington (2), Logan Ryan (1), RCB Alfonso Dennard (9), Logan Ryan (4), Kyle Arrington (3), S Devin McCourtly (15), Steve Gregory (10), Duron Harmon (3), Logan Ryan (1), Kyle Arrington (1), DB Kyle Arrington (1), Steve Gregory (1), 5th DB Kyle Arrington (5), Logan Ryan (1).

## 2013 Coaching Staff:

Josh Boyer, Cornerbacks; Moses Cabrera, Assistant Strength and Conditioning; Ivan Fears, Running Backs; Brian Flores, Safeties; George Godsey, Tight Ends; Patrick Graham, Defensive Line; Pepper Johnson, Linebackers; Joe Judge, Special Teams Assistant; Josh McDaniels, Offensive Coordinator/Quarterbacks; Harold Nash, Head Strength and Conditioning; Scott O'Brien, Special Teams; Chad O'Shea, Wide Receivers; Matt Patricia, Defensive Coordinator; Dante Scarnecchia, Assistant Head Coach/Offensive Line; Steve Belichick, Coaching Assistant; Jerry Schuplinksi, Coaching Assistant.

**Pro Bowl (4):** Tom Brady (9), Logan Mankins (6), ST Matthew Slater (3), Aqib Talib (1).

PASSING	ATT	CMP	YARDS	CMPP%	YDS/ATT	TD	TD%	INT	INT%	LG	SK/YDS	RATING
Brady	628	380	4343	60.5	6.92	25	4.0	11	1.8	81	40/256	87.3
<b>Patriots</b>	<b>628</b>	<b>380</b>	<b>4343</b>	<b>60.5</b>	<b>6.92</b>	<b>25</b>	<b>4.0</b>	<b>11</b>	<b>1.8</b>	<b>81</b>	<b>40/256</b>	<b>87.3</b>
<b>Opponents</b>	<b>589</b>	<b>336</b>	<b>4137</b>	<b>57.0</b>	<b>7.02</b>	<b>25</b>	<b>4.2</b>	<b>17</b>	<b>2.9</b>	<b>80</b>	<b>48/313</b>	<b>81.0</b>

2-Pt. Conversions: Edelman 2, Patriots 2-3, Opponents: 0-1.



# OFFENSIVE AND DEFENSIVE RANKINGS

YEAR	OFFENSE			DEFENSE		
	TOTAL	RUSH	PASS	TOTAL	RUSH	PASS
2013	384.5 (7)	129.1 (9)	255.4 (10)	373.1 (26)	134.1 (30)	239.0 (18)
2012	427.9 (1)	136.5 (7)	291.4 (4)	373.3 (25)	101.9 (9)	271.4 (29)
2011	428.0 (2)	110.3 (20)	317.8 (2)	411.1 (31)	117.1 (17)	293.9 (31)
2010	363.8 (8)	123.3 (9)	240.4 (11)	366.5 (25)	108.0 (11)	258.5 (30)
2009	397.3 (3)	120.1 (12)	277.3 (3)	320.2 (11)	110.5 (13)	209.7 (12)
2008	365.4 (5)	142.2 (6)	223.1 (12)	309.0 (10)	107.6 (15)	201.4 (11)
2007	411.3 (1)	115.6 (13)	295.7 (1)	288.3 (4)	98.3 (10)	190.1 (6)
2006	335.6 (11)	123.1 (12)	212.5 (12)	294.4 (6)	94.2 (5)	200.2 (12)
2005	352.0 (7)	94.5 (24)	257.5 (2)	330.2 (26)	98.8 (8)	231.4 (31)
2004	357.6 (7)	133.4 (7)	224.3 (11)	310.58 (9)	98.3 (6)	212.5 (17)
2003	314.9 (17)	100.4 (27)	214.5 (9)	291.6 (7)	89.6 (4)	202.0 (15)
2002	317.8 (21)	94.3 (28)	223.6 (12)	336.1 (23)	137.4 (31)	198.7 (11)
2001	305.1 (19)	112.1 (13)	193.1 (22)	334.5 (24)	115.9 (19)	218.6 (24)
2000	285.7 (22)	86.9 (26)	198.8 (19)	334.6 (20)	114.4 (21)	220.1 (21)
1999	316.4 (18)	89.1 (23)	227.3 (10)	300.5 (8)	112.2 (20)	188.3 (7)
1998	321.3 (11)	92.5 (27)	228.8 (5)	323.9 (20)	96.7 (7)	227.2 (25)
1997	313.4 (15)	91.5 (26)	221.9 (7)	317.8 (19)	101.1 (5)	216.8 (23)
1996	335.6 (7)	91.8 (26)	243.8 (3)	331.6 (19)	93.9 (6)	237.7 (28)
1995	341.1 (12)	116.6 (10)	224.4 (15)	360.3 (28)	117.4 (22)	242.9 (25)
1994	361.0 (4)	83.3 (27)	277.8 (1)	325.4 (18)	110.0 (19)	215.4 (16)
1993	316.6 (12)	111.3 (13)	205.3 (12)	299.8 (13)	121.9 (22)	177.8 (4)
1992	224.0 (27)	96.6 (22)	127.1 (26)	315.5 (19)	121.9 (22)	193.6 (17)
1991	279.6 (22)	91.7 (18)	187.9 (16)	339.4 (26)	98.7 (9)	240.8 (27)
1990	260.2 (26)	87.4 (25)	172.8 (20)	356.1 (27)	167.3 (28)	188.8 (13)
1989	341.0 (8)	109.3 (19)	231.7 (6)	352.8 (23)	123.6 (17)	229.1 (23)
1988	268.3 (27)	132.5 (9)	135.8 (27)	292.6 (5)	131.2 (19)	161.4 (3)
1987	296.9 (23)	118.1 (20)	178.9 (24)	325.1 (11)	118.5 (14)	206.6 (15)
1986	332.9 (13)	85.8 (28)	247.1 (4)	323.8 (16)	137.7 (24)	186.1 (6)
1985	343.7 (9)	145.7 (6)	198.0 (14)	294.6 (7)	103.4 (6)	191.2 (9)
1984	328.9 (14)	127.0 (11)	201.9 (16)	318.7 (9)	117.8 (12)	200.8 (12)
1983	331.9 (13)	162.8 (5)	169.1 (25)	348.5 (20)	142.6 (21)	205.9 (17)
1982	292.6 (21)	149.7 (2)	142.9 (28)	312.0 (13)	143.2 (25)	168.8 (5)
1981	3351.4 (9)	127.5 (15)	223.9 (6)	364.2 (25)	184.4 (28)	179.8 (6)
1980	339.7 (10)	140.0 (7)	199.7 (12)	297.6 (8)	117.3 (11)	180.4 (7)
1979	341.9 (8)	140.8 (14)	201.1 (8)	270.2 (3)	110.6 (6)	159.6 (8)
1978	372.8 (1)	197.8 (1)	175.0 (9)	288.4 (9)	115.8 (4)	172.7 (21)
1977	307.9 (11)	164.5 (14)	143.4 (6)	259.99 (5)	114.6 (2)	145.2 (15)
1976	335.3 (8)	210.6 (2)	124.7 (20)	287.3 (11)	131.9 (8)	155.4 (16)
1975	305.9 (13)	131.8 (16)	174.1 (10)	318.9 (14)	158.6 (19)	160.3 (12)
1974	319.6 (6)	152.4 (6)	167.1 (8)	290.5 (13)	113.4 (4)	177.1 (22)
1973	274.5 (17)	115.1 (23)	159.4 (10)	299.1 (18)	203.6 (26)	95.6 (2)
1972	260.5 (21)	109.4 (22)	151.9 (15)	374.9 (26)	194.4 (26)	180.1 (4)
1971	254.0 (21)	119.2 (23)	134.8 (23)	290.9 (15)	137.0 (6)	153.9 (14)
1970	187.6 (26)	74.3 (26)	113.3 (26)	304.4 (23)	148.1 (26)	156.2 (10)

# RECORDS

ing forward

HISTORY



16-0

AUBURN  
N.H.

AUBURN  
N.H.



# PATRIOTS ALL-TIME LEADERS

## ALL-TIME LEADING RUSHERS

(Based On Rushing Yardage)

NAME	YEARS	NO.	YDS	AVG	LG	TD
1. Sam Cunningham	1973-79,81-82	1,385	5,453	3.9	75t	43
2. Jim Nance	1965-71	1,323	5,323	4.0	65	45
3. Tony Collins	1981-87	1,191	4,647	3.9	54	32
4. Curtis Martin	1995-97	958	3,799	4.0	70t	32
5. Kevin Faulk	1999-11	864	3,607	4.2	45t	16
6. Don Calhoun	1975-81	820	3,391	4.1	73	23
7. John Stephens	1988-92	891	3,249	3.6	52	17
8. Corey Dillon	2004-06	753	3,180	4.2	50	37
9. Larry Garron	1960-68	759	2,981	3.9	85	14
10. Stevan Ridley	2011-14	649	2,817	4.3	43	22
11. Antowain Smith	2001-03	721	2,781	3.9	44	21
12. Craig James	1984-88	585	2,469	4.2	73	11
13. Leonard Russell	1991-93	689	2,437	3.5	24	13
14. Laurence Maroney	2006-09	582	2,430	4.2	59t	21
15. Mosi Tatupu	1978-90	612	2,415	3.9	55	18
16. Carl Garrett	1969-72	537	2,235	4.2	80t	15
17. Steve Grogan	1975-90	445	2,176	4.9	41t	35
18. BenJarvus Green-Ellis	2008-11	510	2,064	4.0	33t	29
19. Andy Johnson	1974-81	491	2,017	4.1	69t	13
20. Ron Burton	1960-65	429	1,536	3.6	59	9
21. Sammy Morris	2007-10	334	1,486	4.4	55	12
22. Horace Ivory	1977-81	329	1,336	4.1	52	14
23. Mack Herron	1973-75	353	1,298	3.7	53	9
24. Robert Perryman	1987-89	369	1,294	3.5	48	9
25. Danny Woodhead	2010-12	250	1,199	4.8	36t	10
26. Vagas Ferguson	1980-82	290	1,163	4.0	44	5
27. Robert Edwards	1998	291	1,115	3.8	53	9
28. Jim Crawford	1960-64	302	1,078	3.6	34	5
29. LeGarrette Blount	2013-14	213	1,053	4.9	47t	10
30. Josh Ashton	1972-74	247	950	3.8	35	3
31. Vito "Babe" Parilli	1961-67	228	949	4.2	33t	15
32. Shane Vereen	2011-14	217	907	4.2	21	7
33. Terry Allen	1999	254	896	3.5	39	8
34. Tom Brady	2000-14	467	830	1.8	22	14
35. Jim Plunkett	1971-75	159	817	5.1	37	9
36. Mark van Eeghen	1982-83	177	744	4.2	17	2
37. Robert Weathers	1982-86	159	733	4.6	77	4
38. Marion Butts	1994	243	703	2.9	26	8
39. Brandon Bolden	2012-14	139	634	4.6	46	6
40. Jon Vaughn	1991-92	144	597	4.1	36	3
41. Billy Lott	1961-63	143	573	4.0	38	7
42. Reggie Dupard	1986-89	186	571	3.1	49	6
43. John Tarver	1972-74	155	554	3.6	28	7
44. Drew Bledsoe	1993-2001	270	553	2.0	25	2
45. J.R. Redmond	2000-02	164	527	3.2	20	1
46. Patrick Pass	2000-06	128	526	4.1	31	3
47. Tony Eason	1983-89	126	474	3.8	26	6
48. Heath Evans	2005-08	123	453	3.7	35	3
49. J.D. Garrett	1964-67	116	434	3.7	58	3
50. David Meggett	1995-97	120	432	3.6	25	3

### 100-Yard Rushing Games

#### Career

- Nance, J. 17
- Martin, C. 14

#### Season

- Martin, C. 9 (1995)
- Dillon, C. 9 (2004)
- Nance, J. 8 (1966)

#### Consecutive Games

- Martin, C. 5 (11/26/95-12/23/95)
- Nance, J. 5 (11/13/66-12/11/66)
- Calhoun, D. 4 (11/14/76-12/5/76)

## Top 10s

### By Rushing Attempts

NAME ATT.

- Cunningham, S. .... 1,385
- Nance, J. .... 1,323
- Collins, T. .... 1,191
- Martin, C. .... 958
- Stephens, J. .... 891
- Faulk, K. .... 864
- Calhoun, D. .... 820
- Garron, L. .... 759
- Dillon, C. .... 753
- Smith, A. .... 721

### By Rushing TDs

NAME TDS

- Nance, J. .... 45
- Cunningham, S. .... 43
- Dillon, C. .... 37
- Grogan, S. .... 35
- Martin, C. .... 32
- Collins, T. .... 32
- Green-Ellis, B. .... 29
- Calhoun, D. .... 23
- Ridley, S. .... 22
- Smith, A. .... 21
- Maroney, L. .... 21

### By Rushing Average

(Minimum 450 Carries)

NAME AVG.

- Ridley, S. .... 4.3
- Dillon, C. .... 4.2
- Garrett, C. .... 4.2
- James, C. .... 4.2
- Faulk, K. .... 4.2
- Maroney, L. .... 4.2
- Calhoun, D. .... 4.1
- Johnson, A. .... 4.1
- Green-Ellis, B. .... 4.0
- Nance, J. .... 4.0
- Martin, C. .... 4.0

RECORDS



# PATRIOTS ALL-TIME LEADERS

## ALL-TIME LEADING RECEIVERS

(Based On Number Of Receptions)

NAME	YEARS	NO.	YDS	AVG	LG	TD
1. Wes Welker, WR	2007-12	672	7,459	11.1	99t	37
2. Troy Brown, WR	1993-07	557	6,366	11.4	82t	31
3. Stanley Morgan, WR	1977-89	534	10,352	19.4	76t	67
4. Ben Coates, TE	1991-99	490	5,471	11.2	84t	50
5. Kevin Faulk, RB	1999-11	431	3,701	8.6	52t	15
6. Irving Fryar, WR	1984-92	363	5,726	15.8	80t	38
7. Terry Glenn, WR	1996-01	329	4,669	14.2	86t	22
8. Deion Branch, WR	2002-05, 2010-12	328	4,297	13.1	79t	24
9. Rob Gronkowski, TE	2010-14	308	4,379	14.2	52t	54
10. Gino Cappelletti, WR	1960-70	292	4,589	15.7	63t	42
11. Jim Colclough, WR	1960-68	283	5,001	17.7	78t	39
12. Julian Edelman, WR	2009-14	266	2,742	10.3	69t	14
13. Tony Collins, RB	1981-87	261	2,356	9.0	49	12
14. Randy Moss, WR	2007-10	259	3,904	15.1	76t	50
15. Vincent Brisby, WR	1993-99	217	3,142	14.5	72	14
16. Sam Cunningham, RB	1973-79,81-82	210	1,905	9.1	41	6
Marv Cook, TE	1989-93	210	1,843	8.8	49	11
18. Russ Francis, TE	1975-80,87-88	207	3,157	15.3	53	28
19. Art Graham, WR	1963-68	199	3,107	15.6	80t	20
20. Cedric Jones, WR	1982-90	191	2,703	14.2	65t	16
21. Larry Garron, RB	1960-68	185	2,502	13.5	76t	26
22. Shawn Jefferson, WR	1996-99	178	3,081	17.3	76	14
Randy Vataha, WR	1971-76	178	3,055	17.2	88t	23
24. Aaron Hernandez, TE	2010-12	175	1,956	11.2	46	18
25. Michael Timpson, WR	1989-94	172	2,472	14.4	60t	8
26. Benjamin Watson, TE	2004-09	167	2,102	12.6	40	20
27. David Patten, WR	2001-04	165	2,513	15.2	91t	16
28. Andy Johnson, RB	1974-81	161	1,807	11.2	53	9
29. David Givens, WR	2002-05	158	2,214	14.0	57	12
30. Harold Jackson, WR	1978-81,87	156	3,162	20.3	59	18
31. Jim Whalen, TE	1965-69	153	2,487	16.3	87t	17
32. Jim Nance, RB	1965-71	129	844	6.5	45	1
33. Reggie Rucker, WR	1971-74	126	1,884	15.0	69t	10
34. Greg McMurtry, WR	1990-93	120	1,519	12.7	65t	4
Daniel Graham, TE	2002-06	120	1,393	11.6	48	17
36. Derrick Ramsey, TE	1983-85	118	1,412	12.0	39	14
37. Lin Dawson, TE	1981-90	117	1,233	10.5	42	8
Curtis Martin, RB	1995-97	117	890	7.6	41	5
39. Stephen Starring, WR	1983-87	112	1,865	16.7	76t	11
40. Ron Burton, RB	1960-65	111	1,205	10.9	73t	8
41. Darryl Stingley, WR	1973-77	110	1,883	17.1	68	14
Tony Romeo, TE	1962-67	110	1,724	15.7	62	10
43. Carl Garrett, RB	1969-72	107	1,158	10.8	80t	3
44. David Meggett, RB	1995-97	104	829	8.0	49t	1
Sam Gash, FB	1992-97	104	826	7.9	30	6
Shane Vereen, RB	2011-14	104	1,009	9.7	83t	7
47. John Stephens, RB	1988-92	100	781	7.8	43	1
48. Don Hasselbeck, TE	1977-83	99	1,444	14.6	51	15
49. Kevin Turner, RB	1992-94	98	856	8.7	32	6
Mosi Tatupu, RB	1978-90	96	843	8.8	41	2

### Top 10s

#### By Receiving YDs

NAME	YDS
1. Morgan, S.....	10,352
2. Welker, W.....	7,459
3. Brown, T.....	6,366
4. Fryar, I.....	5,726
5. Coates, B.....	5,471
6. Colclough, J.....	5,001
7. Glenn, T.....	4,669
8. Cappelletti, G.....	4,589
9. Gronkowski, R.....	4,379
10. Branch, D.....	4,297

#### By Receiving TDs

NAME	TDs
1. Morgan, S.....	67
2. Gronkowski, R.....	54
3. Coates, B.....	50
Moss, R.....	50
5. Cappelletti, G.....	42
6. Colclough, J.....	39
7. Fryar, I.....	38
8. Welker, W.....	37
9. Brown, T.....	31
10. Francis, R.....	28

#### By Receiving YDs

##### Avg.

(Minimum 150 Catches)

NAME	AVG.
1. Jackson, WR.....	20.3
2. Morgan, WR.....	19.4
3. Colclough, WR.....	17.7
4. Jefferson, WR.....	17.3
5. Vataha, WR.....	17.2
6. Whalen, TE.....	16.3
7. Fryar, WR.....	15.8
8. Cappelletti, WR.....	15.7
9. Graham, WR.....	15.6
10. Francis, TE.....	15.3

### 100-Yard Receiving Games

#### Career

1. Morgan, S.....	38
2. Welker, W.....	28
3. Moss, R.....	18
4. Gronkowski, R.....	15
5. Brown, T.....	13
Glenn, T.....	13

#### Season

1. Moss, R.....	9 (2007)
Morgan, S.....	9 (1986)
2. Welker, W.....	8 (2011)
3. Welker, W.....	6 (2009)

#### Consecutive Games

Welker, W.....	4 (9/23/12-10/14/12)
Moss, R.....	4 (9/9/07-10/1/07)

# PATRIOTS ALL-TIME LEADERS

## ALL-TIME LEADING PASSERS

(Based On Passing Yardage)

NAME	YEARS	ATT	CMP	YARDS	PCT	TD	INT	RTG
1. Tom Brady	2000-14	7,168	4,551	53,258	63.5	392	143	95.9
2. Drew Bledsoe	1993-01	4,518	2,544	29,657	56.3	166	138	75.9
3. Steve Grogan	1975-90	3,593	1,879	26,886	52.3	182	208	69.6
4. Vito "Babe" Parilli	1961-67	2,412	1,140	16,747	47.3	132	138	64.8
5. Tony Eason	1983-89	1,500	876	10,732	58.4	60	48	80.6
6. Jim Plunkett	1971-75	1,503	729	9,932	48.5	62	87	59.7
7. Hugh Millen	1991-92	612	370	4,276	60.5	17	28	71.8
9. Matt Cassel	2005-08	555	349	3,946	62.9	23	13	88.2
10. Mike Taliaferro	1968-70	680	305	3,920	44.9	27	44	49.8
11. Ed "Butch" Songin	1960-61	604	285	3,905	47.2	36	24	71.7
11. Matt Cavanaugh	1978-82	385	206	3,018	53.5	19	23	70.9
12. Marc Wilson	1989-90	415	214	2,631	51.6	9	16	62.6
13. Doug Flutie	1987-89,05	305	148	1,871	48.5	11	14	61.0
14. Tommy Hodson	1990-92	315	171	1,809	54.3	7	11	64.1
15. Tom Yewcic	1961-66	206	87	1,374	42.2	12	12	60.2
16. Scott Zolak	1992-98	244	124	1,314	50.8	8	7	65.8
17. Tom Sherman	1968-69	226	90	1,199	39.8	12	16	45.6
18. Joe Kapp	1970	219	98	1,104	44.7	3	17	32.6
19. Tom Ramsey	1985-88	164	84	1,005	51.2	6	9	59.6
20. Scott Secules	1993	134	75	918	56.0	2	9	54.3
21. Tom Owen	1976-81	114	58	655	50.9	3	9	44.3
22. Don Trull	1967	81	27	442	33.3	1	7	20.7
23. Brian Dowling	1972-73	54	29	383	53.7	2	1	81.0
24. Brian Hoyer	2009-11	43	27	286	62.8	1	1	80.2
25. Ed Wilson	1965	46	20	257	43.5	1	3	41.7
26. Tom Greene	1960	63	27	251	42.9	1	6	20.1
27. Neil Graff	1974-75	36	19	241	52.8	2	3	57.8
28. Jeff Carlson	1992	49	18	232	36.7	1	3	33.7
29. Andy Johnson	1974-81	13	7	194	53.8	4	1	106.6
30. Jimmy Garoppolo	2014	27	19	182	70.4	1	0	101.2
31. Bob Bleier	1987	39	14	181	35.9	1	1	49.2
32. Richard Christy	1960	11	6	94	54.5	2	2	83.1
33. John Huarte	1966-67	20	8	88	40.0	0	2	14.2
Rohan Davey	2002-04	19	8	88	42.1	0	0	56.5
35. Mike Kerrigan	1983-84	15	7	85	46.7	0	1	36.8
36. Michael Bishop	1999-00	9	3	80	33.3	1	1	64.4
37. Dick Shiner	1973-74	10	5	68	50.0	0	1	32.5
38. John Friesz	1999-00	21	11	66	52.4	0	1	39.0
39. David Patten	2001-04	3	1	60	33.3	1	1	81.9
40. Don Westbrook	1977-81	2	2	52	100.0	0	0	118.8
41. Bob Gladioux	1969-72	3	1	48	33.3	0	1	42.4
42. Harvey White	1960	7	3	44	42.9	0	0	64.0
43. Larry Garron	1960-68	6	1	39	16.7	0	0	54.2
44. Harold Jackson	1978-81,87	4	2	35	50.0	0	0	80.2
David Meggett	1995-97	3	1	35	33.3	1	0	118.1
46. Jim Corcoran	1968	7	3	33	42.9	0	2	17.9
47. Kim Hammond	1969-70	6	2	31	33.3	0	0	51.4
48. Mosi Tatupu	1978-90	2	2	30	100.0	1	0	158.3
49. Vinny Testaverde	2006	3	2	29	66.7	1	0	137.5

## Top 10s

### By Passing Attempts

NAME	ATT
1. Brady, T. ....	7,168
2. Bledsoe, D. ....	4,518
3. Grogan, S. ....	3,593
4. Parilli, V. ....	2,412
5. Plunkett, J. ....	1,503
6. Eason, T. ....	1,500
7. Taliaferro, M. ....	680
8. Millen, H. ....	612
9. Songin, B. ....	604
10. Cassel, M. ....	555

### By Passing Comp.

NAME	CMP
1. Brady, T. ....	4,551
2. Bledsoe, D. ....	2,544
3. Grogan, S. ....	1,879
4. Parilli, V. ....	1,140
5. Eason, T. ....	876
6. Plunkett, J. ....	729
7. Millen, H. ....	370
8. Cassel, M. ....	349
9. Taliaferro, M. ....	305
10. Songin, B. ....	285

### By Passing TDs

NAME	TDS
1. Brady, T. ....	392
2. Grogan, S. ....	182
3. Bledsoe, D. ....	166
4. Parilli, V. ....	132
5. Plunkett, J. ....	62
6. Eason, T. ....	60
7. Songin, B. ....	36
8. Taliaferro, M. ....	27
9. Cassel, M. ....	23
10. Cavanaugh, M. ....	19

### By Interceptions

NAME	INT.
1. Grogan, S. ....	208
2. Brady, T. ....	143
3. Bledsoe, D. ....	138
Parilli, V. ....	138
5. Plunkett, J. ....	87
6. Eason, T. ....	48
7. Taliaferro, M. ....	44
8. Millen, H. ....	28
9. Songin, B. ....	24
10. Cavanaugh, M. ....	23

### By Completion % (Minimum 200 Attempts)

NAME	%
1. Brady, T. ....	63.5
2. Cassel, M. ....	62.9
3. Millen, H. ....	60.5
4. Eason, T. ....	58.4
5. Bledsoe, D. ....	56.3
6. Hodson, T. ....	54.3
7. Cavanaugh, M. ....	53.5
8. Grogan, S. ....	52.3
9. Wilson, M. ....	51.6
10. Zolak, S. ....	50.8

## 300-Yard Passing Games

### Career

NAME	NO.
1. Brady, T. ....	64
2. Bledsoe, D. ....	26
3. Grogan, S. ....	12

### Season

NAME	NO.
1. Brady, T. ....	11 (2011)
2. Brady, T. ....	8 (2007)
Brady, T. ....	8 (2012)
4. Brady, T. ....	7 (2009)
5. Brady, T. ....	6 (2013)
Bledsoe, D. ....	6 (1994)

### Consecutive Games

1. Brady, T. (10/18/09-11/22/09)	5
2. Brady, T. (11/3/13-12/15/13)	4
Brady, T. (12/11/11-1/1/12)	4

## Top 10 By Passer Rating

(Minimum 200 Attempts)

NAME	RATING
1. Brady, T. ....	95.9
2. Cassel, M. ....	88.2
3. Eason, T. ....	80.6
4. Bledsoe, D. ....	75.9
5. Millen, H. ....	71.8
6. Songin, B. ....	71.7
7. Cavanaugh, M. ....	70.9
8. Grogan, S. ....	69.6
9. Zolak, S. ....	65.8
10. Parilli, V. ....	64.8

# PATRIOTS ALL-TIME LEADERS

## ALL-TIME LEADING SCORERS

(Based On Total Points)

NAME	YEARS	TD					FG	PAT	TP
		TD	RUN	PA	RT	PT			
1. Stephen Gostkowski	2006-14	0	0	0	0	0	243	450	1,179
2. Adam Vinatieri	1996-2005	0	0	0	0	1	263	367	1,158
3. Gino Cappelletti	1960-70	42	0	42	0	4	176	342	1,130
4. John Smith	1974-83	0	0	0	0	0	128	308	692
5. Tony Franklin	1984-87	0	0	0	0	0	93	163	442
6. Stanley Morgan	1977-89	68	0	67	1	0	0	0	408
7. Rob Gronkowski	2010-14	55	1	54	0	0	0	0	330
8. Ben Coates	1991-99	50	0	50	0	1	0	0	302
9. Randy Moss	2007-09	50	0	50	0	1	0	0	302
10. Sam Cunningham	1973-79,81-82	49	43	6	0	0	0	0	294
11. Jim Nance	1965-71	46	45	1	0	0	0	0	276
12. Tony Collins	1981-87	44	32	12	0	0	0	0	264
13. Irving Fryar	1984-92	42	1	38	3	0	0	0	252
Larry Garron	1960-68	42	14	26	2	0	0	0	252
15. Matt Bahr	1993-95	0	0	0	0	0	55	73	238
Jim Colclough	1960-68	39	0	39	0	2	0	0	238
17. Corey Dillon	2004-06	39	37	2	0	1	0	0	236
18. Curtis Martin	1995-97	37	32	5	0	2	0	0	226
19. Wes Welker	2007-12	37	0	37	0	1	0	0	225
20. Steve Grogan	1975-90	36	35	0	1	0	0	0	216
21. Troy Brown	1993-07	35	0	31	4	2	0	0	214
22. Jason Staurovsky	1988-91	0	0	0	0	0	50	57	207
23. Kevin Faulk	1999-11	33	16	15	2	1	0	0	200
24. BenJarvus Green-Ellis	2008-11	29	29	0	0	0	0	0	174
25. Russ Francis	1975-80,87-88	28	0	28	0	0	0	0	168
26. Don Calhoun	1975-81	25	23	2	0	0	0	0	150
27. Antowain Smith	2001-03	24	21	3	0	1	0	0	146
28. Deion Branch	2002-05, 2010-12	24	0	24	0	0	0	0	144
Randy Vataha	1971-76	24	0	23	1	0	0	0	144
30. Laurence Maroney	2006-2009	22	21	1	0	1	0	0	134
31. Terry Glenn	1996-2001	22	0	22	0	0	0	0	132
Andy Johnson	1974-81	22	13	9	0	0	0	0	132
Stevan Ridley	2011-14	22	22	0	0	0	0	0	132
34. Mosi Tatupu	1978-90	21	18	2	1	0	0	0	126
35. Benjamin Watson	2004-09	20	0	20	0	0	0	0	120
Art Graham	1963-68	20	0	20	0	0	0	0	120
37. Ron Burton	1960-65	19	9	8	2	0	0	0	114
John Stephens	1988-92	19	17	1	1	0	0	0	114
39. Aaron Hernandez	2010-12	18	0	18	0	0	0	0	108
Carl Garrett	1969-72	18	15	3	0	0	0	0	108
Harold Jackson	1978-81,87	18	0	18	0	0	0	0	108
Cedric Jones	1982-90	18	0	16	2	0	0	0	108
43. Charlie Gogolak	1970-72	0	0	0	0	0	20	42	102
Daniel Graham	2002-06	17	0	17	0	0	0	0	102
Horace Ivory	1977-81	17	14	2	1	0	0	0	102
David Patten	2001-04	17	1	16	0	0	0	0	102
47. Jim Whalen	1965-69	17	0	17	0	0	0	0	102
48. Mack Herron	1973-75	16	9	6	1	0	0	0	96
Darryl Stingley	1973-77	16	2	14	0	0	0	0	96
50. Vito "Babe" Parilli	1961-67	15	14	1	0	1	0	0	92

## ALL-PURPOSE YARDS

NAME	YEARS	RUSH	REC	PUNT	KICKOFF	DEF	TOTAL
1. Kevin Faulk	1999-2011	3,607	3,701	943	4,098	0	12,349
2. Stanley Morgan	1977-89	127	10,352	960	29	0	11,468
3. Troy Brown	1993-2007	178	6,366	2,625	1,862	22	11,053
4. Wes Welker	2007-12	146	7,459	1,185	280	0	9,070
5. Irving Fryar	1984-92	188	5,726	2,055	495	0	8,464

## Top 10s

### By Touchdowns

Name	TDs
1. Morgan, S.	68
2. Gronkowski, R.	54
3. Coates, B.	50
Moss, R.	50
5. Cunningham, S.	49
6. Nance, J.	46
7. Collins, T.	44
8. Cappelletti, G.	42
Fryar, I.	42
Garron, L.	42
11. Colclough, J.	39
Dillon, C.	39

### By Field Goal Att.

Name	FGA
1. Cappelletti, G.	333
2. Vinatieri, A.	321
3. Gostkowski, S.	280
4. Smith, J.	191
5. Franklin, T.	125
6. Bahr, M.	72
7. Staurovsky, J.	69
8. Gogolak, C.	36
9. Baumann, C.	27
10. Sisson, S.	26

### By Field Goals Made

Name	FGs
1. Vinatieri, A.	263
2. Gostkowski, S.	243
2. Cappelletti, G.	176
4. Smith, J.	128
5. Franklin, T.	93
6. Bahr, M.	55
7. Staurovsky, J.	50
8. Gogolak, C.	20
9. Baumann, C.	18
10. Davis, G.	16

### By PATs Attempted

Name	No.
1. Gostkowski, S.	451
2. Vinatieri, A.	374
3. Cappelletti, G.	353
4. Smith, J.	323
5. Franklin, T.	166
6. Bahr, M.	73
7. Staurovsky, J.	59
8. Gogolak, C.	42
9. Graham, S.	37
10. Baumann, C.	34

### By PATs Made

Name	PATs
1. Gostkowski, S.	450
2. Vinatieri, A.	367
3. Cappelletti, G.	342
4. Smith, J.	308
5. Franklin, T.	163
6. Bahr, M.	73
7. Staurovsky, J.	57
8. Gogolak, C.	42
9. Graham, S.	35
10. Baumann, C.	31

# PATRIOTS ALL-TIME LEADERS

## ALL-TIME LEADING INTERCEPTORS

By Interceptions

NAME	YEARS	NO	YDS	AVG	LG	TD
1. Raymond Clayborn	1977-89	36	555	15.4	85	1
Ty Law	1995-04	36	583	16.2	65t	6
3. Ron Hall	1961-67	29	476	16.4	87	1
Roland James	1982-91	29	383	13.2	46	0
Fred Marion	1982-91	29	457	15.8	83	1
6. Mike Haynes	1976-82	28	393	14.0	50	1
7. Maurice Hurst	1989-95	27	263	9.7	36	1
8. Nick Buoniconti	1962-68	24	223	9.3	41	0
Ronnie Lippett	1983-91	24	420	17.5	73	2
10. Asante Samuel	2003-07	22	313	14.2	55t	3
11. Don Webb	1961-70	21	366	17.4	59	2
12. Lawyer Milloy	1996-02	19	123	6.5	30t	1
13. Ron Bolton	1972-75	18	116	6.4	56	0
14. Tim Fox	1976-81	17	215	12.6	29	0
Steve Nelson	1974-87	17	226	13.3	37	0
Devin McCourty	2010-14	17	271	15.9	60	0
17. Tom Addison	1960-67	16	103	6.4	17	1
Rick Sanford	1979-84	16	198	12.4	99t	1
19. Prentice McCray	1974-80	15	352	23.5	63t	2
Ross O'Hanley	1960-65	15	288	19.2	61	1
Chuck Shonta	1960-67	15	261	17.4	52	0
22. Willie Clay	1996-98	13	178	13.7	53t	1
23. Tedy Bruschi	1996-08	12	187	15.6	48t	4
Dick Felt	1962-66	12	199	16.6	35	0
Brandon Meriweather	2007-10	12	213	17.8	56	1
Mike Vrabel	2001-08	11	73	6.6	24t	1
27. Vincent Brown	1988-95	10	95	9.5	49t	1
Larry Carwell	1969-72	10	186	18.6	53t	1
Bob Howard	1975-77	10	90	9.0	44t	1
Leroy Mitchell	1967-68	10	50	5.0	20	0
Otis Smith	1996,2000-02	10	278	27.8	78t	2
Eugene Wilson	2003-07	10	74	7.4	24	1
33. Kyle Arrington	2009-14	9	133	14.8	36t	1
Ellis Hobbs	2005-08	9	87	9.7	70	0
Ed Philpott	1967-71	9	91	10.1	23	0
36. Patrick Chung	2009-12	8	135	16.9	51t	1
Fred Bruney	1960-62	8	125	15.6	33t	1
Rodney Harrison	2003-08	8	16	2.0	12	0
Tom Hennessey	1965-66	8	113	14.1	33	0
James Sanders	2005-10	8	172	21.5	42	2
41. Terrell Buckley	2001-02	7	126	18.0	52t	1
Jerome Henderson	1991-93,96	7	52	7.4	34	0
Sam Hunt	1974-79	7	189	27.0	68t	1
Tyrone Poole	2003-05	7	102	14.6	44	0
Johnny Rember	1983-92	7	70	10.0	37	0
Logan Ryan	2013-14	7	81	11.6	79t	1
Bob Suci	1963	7	277	39.6	98t	2
Clyde Washington	1961-61	7	58	8.3	33	0
50. John Charles	1967-69	6	110	18.3	35t	2
Lawrence McGrew	1980-89	6	49	8.2	27	0
Rod McSwain	1984-90	6	89	14.8	42	0
Ricky Reynolds	1994-96	6	24	4.0	11t	1
John Sanders	1974-76	6	75	12.5	23t	1

### Top 10s

#### By Int. Return YDs

NAME	YDs
1. Law, T.....	583
2. Clayborn, R.....	555
3. Hall, R.....	476
4. Marion, F.....	457
5. Lippett, R.....	420
6. Haynes, M.....	393
7. James, R.....	383
8. Webb, D.....	366
9. McCray, P.....	352
10. Samuel, A.....	313

#### By Touchdowns

NAME	TDs
1. Law, T.....	6
2. Bruschi, T.....	4
3. Samuel, A.....	3
4. Lippett, R.....	2
McCray, P.....	2
McGinest, W.....	2
Sanders, J.....	2
Smith, O.....	2
Suci, B.....	2
Webb, D.....	2
Charles, J.....	2

RECORDS

# PATRIOTS ALL-TIME LEADERS

## ALL-TIME LEADING PUNTERS

By Yardage

NAME	YEARS	NO	YARDS	AVG	LG	BLK
1. Rich Camarillo	1981-87	468	19,922	42.6	76	4
2. Tom Yewcic	1961-66	377	14,553	38.6	70	9
3. Tom Tupa	1996-98	215	9,602	44.7	73	1
4. Tom Janik	1969-71	243	9,516	39.2	58	1
5. Lee Johnson	1999-01	203	8,578	42.3	76	1
6. Mike Patrick	1975-78	222	8,481	38.2	64	3
7. Ken Walter	2001-03, 06	211	8,143	38.6	58	2
8. Zoltan Mesko	2010-12	175	7,738	44.2	65	1
9. Josh Miller	2004-06	175	7,629	43.6	69	1
10. Shawn McCarthy	1991-92	169	6,877	40.7	93	2
11. Ryan Allen	2013-14	142	6,551	46.1	67	1
12. Chris Hanson	2007-09	149	6,185	41.5	70	2
13. Jeff Feagles	1988-89	154	5,874	38.1	74	1
14. Terry Swanson	1967-68	127	5,081	40.0	62	2
15. Pat O'Neill	1994-95	110	4,355	39.6	67	0
16. Brian Hansen	1990	90	3,752	41.7	69	2
17. Bruce Barnes	1973-74	100	3,738	37.4	53	0
18. Mike Hubach	1980-81	82	3,118	38.0	69	0
19. Mike Saxon	1993	73	3,096	42.4	59	3
20. Eddie Hare	1979	83	3,038	36.6	58	1

### By Punt Avg.

(Minimum 50 Punts)

NAME	AVG.
1. Allen, R. ....	46.1
2. Tupa, T. ....	44.7
3. Mesko, Z. ....	44.2
4. Miller, J. ....	43.6
5. Camarillo, R. ....	42.6
6. Saxon, M. ....	42.4
7. Johnson, L. ....	42.3
8. Hansen, B. ....	41.7
9. Hanson, C. ....	41.5
10. McCarthy, S. ....	40.6

## ALL-TIME LEADING PUNT RETURNERS

(Based on Return Yardage)

NAME	YEARS	NO.	FC	YDS.	AVG	LG	TD
1. Troy Brown	1993-07	252	116	2,625	10.4	85t	3
2. Irving Fryar	1984-92	206	71	2,055	10.0	85t	3
3. Julian Edelman	2009-14	131	41	1,611	12.3	94t	4
4. David Meggett	1995-97	142	34	1,438	10.1	60t	1
5. Wes Welker	2007-12	114	49	1,185	10.4	69	0
6. Mike Haynes	1976-82	111	8	1,159	10.4	89t	2
7. Stanley Morgan	1977-89	92	32	960	10.4	80t	1
8. Kevin Faulk	1999-11	101	54	943	9.3	43	0
9. Mack Herron	1973-75	74	14	888	12.0	66	0
10. Ricky Smith	1982-84	54	20	537	9.9	55	0
11. Carl Garrett	1969-72	43	2	487	11.3	62	0
12. Roland James	1980-90	42	8	400	9.5	75t	1
13. Ron Burton	1960-65	56	NA	389	6.9	62	0
14. Tim Dwight	2005	32	13	273	8.5	29	0
15. Bob Suci	1963	25	NA	233	9.3	22	0
16. Ronnie Harris	1993-94	26	4	227	8.7	21	0
Walter Stanley	1992	28	17	227	8.1	50	0
18. Jerome Henderson	1991-96	27	10	201	7.4	39	0
19. Billy Johnson	1966-68	23	9	195	8.5	52	0
20. Ray Crittenden	1993-94	21	7	192	9.1	30	0
21. Chris Canty	1997-98	16	7	170	10.6	36	0
22. Sammy Martin	1988-91	20	2	165	8.3	28	0
23. Tom Stephens	1960-64	19	NA	151	7.9	26	0
24. Joe Bellino	1965-67	19	8	148	7.8	18	0
Fred Bruney	1960-62	30	NA	148	4.9	11	0

## Top 10s

### By Punt Returns

NAME	NO.
1. Brown, T. ....	252
2. Fryar, I. ....	206
3. Meggett, D. ....	142
4. Edelman, J. ....	131
5. Welker, W. ....	114
6. Haynes, M. ....	111
7. Faulk, K. ....	101
8. Morgan, S. ....	92
9. Herron, M. ....	74
10. Burton, R. ....	56

### By Return Avg.

(Minimum 20 Ret.)

Name	Avg.
1. Edelman, J. ....	12.3
2. Herron, M. ....	12.0
3. Garrett, C. ....	11.3
4. Welker, W. ....	10.4
Brown, T. ....	10.4
Haynes, M. ....	10.4
Morgan, S. ....	10.4
8. Meggett, D. ....	10.1
9. Fryar, I. ....	10.0
10. Smith, R. ....	9.9



# PATRIOTS ALL-TIME LEADERS

## ALL-TIME LEADING KICKOFF RETURNERS

(Based on Return Yardage)

NAME	YEARS	NO	YDS	AVG	LG	TD
1. Kevin Faulk	1999-11	181	4,098	22.6	95	2
2. Ellis Hobbs	2005-08	105	2,913	27.7	108t	3
3. David Meggett	1995-97	105	2,561	24.4	62	0
4. Bethel Johnson	2003-05	102	2,557	25.1	93t	2
5. Larry Garron	1960-68	89	2,299	25.8	95	2
6. Stephen Starring	1983-87	107	2,259	21.1	53	0
7. Carl Garrett	1969-72	92	2,251	24.5	63	0
8. Sammy Martin	1988-91	88	2,012	22.9	95t	1
9. Troy Brown	1993-07	87	1,862	21.4	54	0
10. Mack Herron	1973-75	71	1,796	25.3	92t	1
11. Raymond Clayborn	1977-89	57	1,538	27.0	101t	3
12. Ricky Smith	1982-84	67	1,505	22.5	98t	1
13. Derrick Cullors	1997-98	60	1,471	24.5	86t	1
14. Jay Cunningham	1965-67	64	1,372	21.4	45	0
15. Tony Collins	1981-87	65	1,335	20.5	46	0
16. Jon Vaughn	1991-92	54	1,281	23.7	100t	2
17. Horace Ivory	1977-81	45	1,191	26.5	98t	1
18. Brandon Tate	2009-10	45	1,163	25.8	103t	2
19. Ron Burton	1960-65	46	1,119	24.3	91t	1
20. Laurence Maroney	2006-09	41	1,062	25.9	77	0
21. J.D. Garrett	1964-67	48	1,054	22.0	42	0
22. Ray Crittenden	1993-94	47	938	20.0	44	0
23. Joe Bellino	1965-67	43	905	21.0	43	0
24. Allen Carter	1975-76	33	898	27.2	99t	1
25. Deion Branch	2002-05, 2010-12	36	863	24.0	63	0
26. Marvin Allen	1988-91	43	844	19.6	34	0
27. Devin McCourty	2010-14	36	837	23.3	104t	1
Allan Clark	1979-80	40	837	20.9	38	0
29. Willie Porter	1968	36	812	22.6	61	0
30. Patrick Pass	2000-06	36	745	20.7	36	0
31. Dick Christy	1960	24	617	25.7	NA	0
32. Odell Lawson	1970-71	27	593	22.0	52	0
33. Matthew Slater	2008-13	32	585	18.3	35	0
34. Julian Edelman	2009-12	26	563	21.7	37	0
35. Andy Johnson	1974-81	28	544	19.4	41	0
36. Walter Stanley	1992	29	529	18.2	40	0
37. Irving Fryar	1984-92	26	495	19.0	47	0
38. LeGarrette Blount	2013-14	17	494	29.1	83	0
39. Jess Phillips	1976-77	20	490	24.5	71	0
40. Danny Amendola	2013-14	20	482	24.1	81	0
41. Danny Woodhead	2010-12	22	480	21.8	37	0
42. Jon Williams	1984	23	461	20.0	29	0
43. Billy Johnson	1966-68	24	453	18.9	36	0
44. Leroy Thompson	1994	18	376	20.9	30	0
45. Reggie Rucker	1971-74	15	375	25.0	43	0
46. Bob Suci	1963	17	360	21.2	35	0
47. Curtis Jackson	2000-01	15	353	23.5	47	0
48. Ron Gardin	1971	14	321	22.9	34	0
49. Chris Canty	1997-98	15	313	20.9	63	0
50. Josh Ashton	1972-74	15	309	20.6	31	0

### Top 10s

#### By Kickoff Returns

NAME	NO.
1. Faulk, K. ....	181
2. Starring, S. ....	107
3. Hobbs, E. ....	105
Meggett, D. ....	105
5. Johnson, B. ....	102
6. Garrett, C. ....	92
7. Garron, L. ....	89
8. Martin, S. ....	88
9. Brown, T. ....	87
10. Herron, M. ....	71

#### By Kickoff Return Avg.

(Minimum 20 Ret.)

NAME	AVG.
1. Hobbs, E. ....	27.7
2. Carter, A. ....	27.2
3. Clayborn, R. ....	27.0
4. Ivory, H. ....	26.5
5. Maroney, L. ....	25.9
6. Garron, L. ....	25.8
Tate, B. ....	25.8
8. Christy, D. ....	25.7
9. Herron, M. ....	25.3
10. McCourty, D. ....	23.3

RECORDS

# PATRIOTS LONGEST PLAYS

## RUSHING

PLAYER	YDS	OPP.	DATE
1. Larry Garron	85t	vs BUF	10/22/61
2. Carl Garrett	80t	vs MIA	11/09/69
3. Robert Weathers	77	vs BAL (Colts)	09/04/83
Ron Burton	77	at DEN	10/23/60
5. Sam Cunningham	75t	at BUF	10/20/74
6. Craig James	73	vs STL (Cards)	12/02/84

## PASSING

PLAYER	YDS	OPP.	DATE
1. T. Brady to W. Welker	99t	at MIA	09/12/11
2. T. Brady to D. Patten	91t	at IND	10/21/01
3. T. Eason to C. James	90t	at CHI	09/15/85
4. J. Plunkett to R. Vataha	88t	at BAL (Colts)	12/19/71
5. T. Sherman to J. Whalen	87t	at NYJ	10/27/68
6. D. Bledsoe to T. Glenn	86t	at PIT	12/06/98
7. D. Bledsoe to B. Coates	84t	vs. MIA	11/13/96
8. T. Brady to S. Vereen	83t	at NYJ	11/22/12

## KICKOFF RETURNS

PLAYER	YDS	OPP.	DATE
1. Ellis Hobbs	108t	at NYJ	09/09/07
2. Devin McCourty	104t	vs NYJ	10/21/12
3. Brandon Tate	103t	at MIA	10/04/10
4. Raymond Clayborn	101t	at BAL (Colts)	12/18/77
5. Raymond Clayborn	100t	at NYJ	10/02/77
Jon Vaughn	100t	at CIN	12/20/92
7. Allen Carter	99t	at BAL (Colts)	12/21/75
Jon Vaughn	99t	at PHX	09/29/91
9. Ricky Smith	98t	vs NYJ	09/19/82
Horace Ivory	98t	at BAL (Colts)	10/19/80
11. Brandon Tate	97t	vs. CIN	9/2/10
12. Ellis Hobbs	95t	at OAK	12/14/08
Kevin Faulk	95	vs NYJ	11/15/99
Sammy Martin	95t	at IND	11/27/88
Larry Garron	95t	at BUF	11/03/62

## PUNT RETURNS

PLAYER	YDS	OPP.	DATE
1. Julian Edelman	94t	vs MIA	01/02/11
2. Mike Haynes	89t	vs BUF	11/07/76
3. Troy Brown	85t	vs CLV	12/09/01
Irving Fryar	85t	at BUF	09/22/85
5. Julian Edelman	84t	vs DEN	11/02/14
6. Stanley Morgan	80t	vs BAL (Colts)	11/18/79
7. Irving Fryar	77t	vs IND	11/10/85
8. Roland James	75t	vs NYJ	11/15/09
9. Julian Edelman	72t	vs KC	11/21/11
10. Wes Welker	69	at IND	11/15/09

## INTERCEPTION RETURNS

PLAYER	YDS	OPP.	DATE
1. Jimmy Hitchcock	100t	vs MIA	11/23/97
2. Rick Sanford	99t	at CHI	12/05/82
3. Bob Suci	98t	vs HOU ( Oilers)	11/01/63
4. Darius Butler	91t	at HOU	01/03/10
5. Victor Green	90t	at NYJ	09/15/02
6. Alfonso Dennard	87t	vs IND	11/18/12
Ron Hall	87t	at DEN	09/18/66
8. Raymond Clayborn	85t	at CLE	10/07/84
9. Fred Marion	83t	at SEA	11/17/85
10. Chris Singleton	82t	at IND	11/15/92

## PUNTS

PLAYER	YDS	OPP.	DATE
1. Shawn McCarthy	93	at BUF	11/03/91
2. Luke Prestridge	89	vs MIA	10/21/84
3. Bob Scarpito	87	at DEN	09/29/68
4. Luke Prestridge	82	vs NYJ	10/28/84
5. Rich Camarillo	76	vs NYJ	09/19/82
Lee Johnson	76	at CIN	09/09/01
7. Rich Camarillo	75	at CHI	09/15/85
Rich Camarillo	75	at OAK	11/01/81
10. Jeff Feagles	74	vs IND	10/02/88

## FIELD GOALS

PLAYER	YDS	OPPONENT	DATE
1. Adam Vinatieri	57	at CHI	11/10/02
2. Adam Vinatieri	55	at ST.L	12/13/98
Matt Bahr	55	at MIA	11/12/95
4. Stephen Gostkowski	54	vs. NO	10/13/13
Adam Vinatieri	54	vs. CLE	12/09/01
6. Stephen Gostkowski	53	at BUF	10/12/14
Stephen Gostkowski	53	at HOU	12/01/13
Stephen Gostkowski	53	at HOU	12/01/13
Stephen Gostkowski	53	vs. TB	09/22/13
Stephen Gostkowski	53	vs. ARZ	09/16/12
Stephen Gostkowski	53	at DEN	10/11/09
Adam Vinatieri	53	vs. K.C.	12/04/00
Jason Staurovsky	53	vs. SEA	10/07/90
Gino Cappelletti	53	at NYJ	11/28/65
15. Stephen Gostkowski	52	vs. CHI	11/26/06
Adam Vinatieri	52	at IND	09/13/98
Adam Vinatieri	52	vs. BUF	10/12/97
Greg Davis	52	at ATL	10/15/89
19. Stephen Gostkowski	51	vs. ARZ	09/16/12
Stephen Gostkowski	51	at HOU	01/03/10
Adam Vinatieri	51	vs. BAL	01/02/00
Matt Bahr	51	vs. DEN	10/08/95
Charlie Gogolak	51	at MIA	10/17/71
Gino Cappelletti	51	vs. DEN	11/20/64
Greg Davis	51	at IND	10/29/89
26. Stephen Gostkowski	50	vs. CLE	12/08/13
Stephen Gostkowski	50	at NYJ	11/13/11
Stephen Gostkowski	50	at SEA	12/07/08
Adam Vinatieri	50	at BAL	10/06/96
Jason Staurovsky	50	vs. IND	12/03/89
Teddy Garcia	50	at MIN	09/11/88
Tony Franklin	50	vs. LA (Raid)	11/01/87
Tony Franklin	50	vs. DET	12/08/85
Tony Franklin	50	at T.B.	10/27/85
John Smith	50	vs. K.C.	10/04/81

# OPPONENTS LONGEST PLAYS

## RUSHING

PLAYER	YDS	OPP.	DATE
1. Jack Larschied	87t	at OAK	10/16/60
2. Thurman Thomas	80t	at BUF	11/18/90
O.J. Simpson	80t	vs BUF	09/16/73
4. Tony Dorsett	75t	vs DAL	09/21/81
5. Maurice Jones-Drew	74t	at JAX	12/24/06
6. Wayne Patrick	72	at BUF	10/11/69

## PASSING

PLAYER	YDS	OPP.	DATE
1. George Shaw to Jerry Tarr	97t	vs DEN	09/21/62
2. Len Dawson to Frank Pitts	90t	at KC	11/17/68
3. Ken O'Brien to Wesley Walker	88t	at NYJ	11/24/85
4. Steve DeBerg to S. Paige	86t	vs KC	12/02/90
Clyde Grosscup to Don Maynard	86t	at NY Titans	10/06/62
6. John Hadl to Lance Alworth	85t	vs SD	10/17/65
Ben Roethlisberger to Hines Ward	85t	at PIT	09/25/05

## KICKOFF RETURNS

PLAYER	YDS	OPP.	DATE
1. Charlie Warner	102t	vs BUF	11/07/65
2. Terrence McGee	98t	at BUF	10/03/04
3. Mercury Morris	96t	at MIA	12/06/70
4. C.J. Spiller	95t	vs BUF	09/26/10
5. Mercury Morris	94t	vs MIA	12/05/71
6. Ode Burrell	93t	at HOU ( Oilers)	11/29/64
Elbert Dubenion	93t	at BUF	11/03/62
8. Leon Washington	92t	vs. NYJ	11/13/08
Reggie Barrow	92t	at JAX	12/07/97

## PUNT RETURNS

PLAYER	YDS	OPP.	DATE
1. Adam 'Pacman' Jones	81t	at TEN	12/31/06
2. Chris Gamble	76	at CAR	09/18/05
Andre Hastings	76	at NO	10/04/98
Goldie Sellers	76t	at KC	11/17/68
Eugene Mingo	76t	vs DEN	09/09/60
6. Mike Nelms	75t	at WAS	10/25/81
Nesby Glasgow	75t	vs BAL (Colts)	11/18/79

## INTERCEPTION RETURNS

PLAYER	YDS	OPP.	DATE
1. Bryant Westbrook	101t	at DET	11/23/00
2. Dick Anderson	94t	vs MIA	11/24/68
3. Ray Buchanan	90t	vs IND	12/11/94
4. Lawrence Timmons	89	vs PIT	11/30/08
5. Al Harris	84	at PHI	12/19/99
6. Leroy Irvin	80	vs LA Rams	11/16/80
7. Levi Johnson	76	at DET	10/10/76
8. Ty Law	74t	at NYJ	12/26/05

## PUNTS

PLAYER	YDS	OPP.	DATE
1. Andy Lee	82	at SF	10/05/08
2. Bob Parsons	81	at CHI	12/05/82
3. Joe Prokop	76	vs NYJ	11/05/89
4. James Fraser	75	at DEN	11/11/62
Brian Moorman	75	vs BUF	09/23/07
6. Reggie Roby	73	vs MIA	10/05/86
7. Mark Horan	71	vs DEN	10/27/91
Brian Moorman	71	at BUF	09/07/03

## FIELD GOALS

PLAYER	YDS	OPP	DATE
1. Michael Koenen	58	at ATL	10/09/05
2. David Akers	57	at PHI	09/14/03
3. Nick Folk	54	vs NYJ	10/21/12
Mike Nugent	54	vs CIN	09/12/10
Morten Anderson	54	at ATL	10/01/95
Norm Johnson	54	at ATL	11/29/92
Dean Biasucci	54	vs IND	11/11/90
8. Caleb Sturgis	53	vs. MIA	12/14/14
Adam Vinatieri	53	at IND	11/16/14
Ryan Lindell	53	vs BUF	09/10/06
Oliindo Mare	53	vs. MIA	10/17/99
Jason Elam	53	at DEN	09/07/98
Pat Leahy	53	vs NYJ	10/20/85
Uwe von Schamann	53	vs MIA	10/21/79
15. Caleb Sturgis	52	vs. MIA	10/27/13
Dan Carpenter	52	vs. MIA	11/08/09
Adam Vinatieri	52	at IND	11/02/08
Rian Lindell	52	at BUF	11/18/07
John Kasay	52	at CAR	09/18/05
Neil Rackers	52	at ARZ	09/19/04
Pat Leahy	52	vs. NYJ	10/20/85
Raul Allegre	52	vs BAL (Colts)	09/04/83
Raul Allegre	52	at BAL (Colts)	10/09/83
Uwe von Schamann	52	vs MIA	11/13/83
Chris Bahr	52	at CIN	10/15/78
26. Dan Carpenter	51	vs. BUF	12/29/13
John Kasay	51	at CAR	09/18/05
Jason Elam	51	vs. DEN	10/08/95
Steve Christie	51	at BUF	11/26/95
Tony Franklin	51	vs MIA	11/06/88
Chris Bahr	51	at OAK	11/11/81

On Jan. 13, 2013, Houston Texans K Shayne Graham connected on a 55-yard field goal attempt, the longest field goal in Gillette Stadium history.

# YEAR-BY-YEAR LEADERS

## YEAR-BY-YEAR LEADING SCORERS

YR	PLAYER	TD	PAT	FG	TOTAL
1960	Gino Cappelletti	0	30#	8	60
1961	Gino Cappelletti	8	48	17**	147**
1962	Gino Cappelletti	5	38	20	128
1963	Gino Cappelletti	2	35	22**	113**
1964	Gino Cappelletti	7	36	25**	155**
1965	Gino Cappelletti	9	27	17	132**
1966	Gino Cappelletti	6	35	16	119**
1967	Gino Cappelletti	3	29	16	95
1968	Gino Cappelletti	2	26	15	83
1969	Gino Cappelletti	0	26	14	68
1970	Jim Nance	7	0	0	42
1971	Charlie Gogolac	0	28	12	64
1972	Carl Garrett	5	0	0	30
1973	Jeff White	0	21	14	63
1974	John Smith	0	42	16	90
1975	John Smith	0	33	9	60
1976	John Smith	0	42	15	87
1977	John Smith	0	33	15	78
1978	Horace Ivory	11	0	0	66
1979	John Smith	0	46	23	115*
1980	John Smith	0	51	26	129*
1981	John Smith	0	37	15	82
1982	John Smith	0	6	5	21
1983	Tony Collins	10	0	0	60
1984	Tony Franklin	0	42	22	108
1985	Tony Franklin	0	40	24	112
1986	Tony Franklin	0	44	32	140*

# - Also made three 2-point conversions

YR	PLAYER	TD	PAT	FG	TOTAL
1987	Tony Franklin	0	37	15	82
1988	Robert Perryman	6	0	0	36
1989	Greg Davis	0	13	16	61
1990	Jason Staurovsky	0	19	16	67
1991	Jason Staurovsky	0	10	13	49
1992	Charlie Baumann	0	22	11	55
1993	Scott Sisson	0	15	14	57
1994	Matt Bahr	0	36	27	117
1995	Matt Bahr	0	27	23	96
1996	Adam Vinatieri	0	39	27	120
1997	Adam Vinatieri	0	40	25	115
1998	Adam Vinatieri	0	32	31	127
1999	Adam Vinatieri	0	29	26	107
2000	Adam Vinatieri	0	25	27	106
2001	Adam Vinatieri	0	41	24	113
2002	Adam Vinatieri	0	36	27	117
2003	Adam Vinatieri	0	37	25	112
2004	Adam Vinatieri	0	48	31	141*
2005	Adam Vinatieri	0	40	20	100
2006	Stephen Gostkowski	0	43	20	103
2007	Randy Moss	23	0	0	138
2008	Stephen Gostkowski	0	40*	36*	148*
2009	Stephen Gostkowski	0	47	26	125
2010	BenJarvus Green-Ellis	13	0	0	78
2011	Stephen Gostkowski	0	59	28	143
2012	Stephen Gostkowski	0	66*	29	153*
2013	Stephen Gostkowski	0	44	38*	158*
2014	Stephen Gostkowski	0	51	35*	156*

\* - NFL Leader \*\* - AFL Leader



John Smith is one of two Patriots along with Stephen Gostkowski (2008, 2012-14) to lead the NFL in scoring twice (1979, 1980).



Sam Cunningham led the Patriots in rushing from 1975-79, totaling 3,836 yards over the five seasons.

## YEAR-BY-YEAR LEADING RUSHERS

YR	PLAYER	ATT	YDS	AVG	LG	TD
1960	Alan Miller	101	416	4.2	33	2
1961	Billy Lott	100	461	4.6	38	5
1962	Ron Burton	134	548	4.1	59	2
1963	Larry Garron	179	750	4.2	47t	2
1964	Larry Garron	183	585	3.2	16	2
1965	Jim Nance	111	321	2.9	20	5
1966	Jim Nance	299*	1458*	4.9	65t	11*
1967	Jim Nance	269*	1216*	4.5	53	7*
1968	Jim Nance	177	593	3.4	30t	4
1969	Jim Nance	193	750	3.9	43	6
1970	Jim Nance	145	522	3.6	21	7
1971	Carl Garrett	181	784	4.3	38	1
1972	Josh Ashton	128	546	4.3	35	3
1973	Sam Cunningham	155	516	3.3	25	4
1974	Mack Herron	231	824	3.6	28	7
1975	Sam Cunningham	169	666	3.9	17	6
1976	Sam Cunningham	172	824	4.8	24	3
1977	Sam Cunningham	270	1015	3.8	31t	4
1978	Sam Cunningham	199	768	3.9	52t	8
1979	Sam Cunningham	159	563	3.5	27	5
1980	Vagas Ferguson	211	818	3.9	44	2
1981	Tony Collins	204	873	4.3	29	7
1982	Tony Collins	164	632	3.9	54	1
1983	Tony Collins	219	1049	4.8	50t	10
1984	Craig James	160	790	4.9	73	1
1985	Craig James	263	1227	4.7	65t	5
1986	Craig James	154	427	2.8	16	4

YR	PLAYER	ATT	YDS	AVG	LG	TD
1987	Tony Collins	147	474	3.2	19	3
1988	John Stephens	297	1168	3.9	52	4
1989	John Stephens	244	833	3.4	35t	7
1990	John Stephens	212	808	3.8	26	2
1991	Leonard Russell	266	959	3.6	24	4
1992	Jon Vaughn	113	451	4.0	36	1
1993	Leonard Russell	300	1088	3.6	21	7
1994	Marion Butts	243	703	2.9	26	8
1995	Curtis Martin	368	1487	4.0	49	14
1996	Curtis Martin	316	1152	3.6	57	14
1997	Curtis Martin	274	1160	4.2	70t	4
1998	Robert Edwards	291	1115	3.8	53	9
1999	Terry Allen	254	896	3.5	39	8
2000	Kevin Faulk	164	570	3.5	18	4
2001	Antowain Smith	287	1157	4.0	44	12
2002	Antowain Smith	252	982	3.9	42t	6
2003	Antowain Smith	182	642	3.5	30	3
2004	Corey Dillon	345	1635	4.7	44	12
2005	Corey Dillon	209	733	3.5	29	12
2006	Corey Dillon	199	812	4.1	50	13
2007	Laurence Maroney	185	835	4.5	59t	6
2008	Sammy Morris	156	727	4.7	35	7
2009	Laurence Maroney	194	757	3.9	45t	9
2010	BenJarvus Green-Ellis	229	1008	4.4	33t	13
2011	BenJarvus Green-Ellis	181	667	3.7	18	11
2012	Stevan Ridley	290	1263	4.4	41	12
2013	Stevan Ridley	178	773	4.3	29	7
2014	Jonas Gray	89	412	4.6	20	5

\* - NFL Leader

# YEAR-BY-YEAR LEADERS

## YEAR-BY-YEAR LEADING PASSERS

YR	PLAYER	ATT	CMP	PCT.	YDS	TD	LG	INT
1960	Butch Songin	392	187	47.7	2476	22	78	15
1961	Butch Songin	212	98	46.2	1429	14	58	9
1962	Babe Parilli	253	140	55.3	1988	18	67	8
1963	Babe Parilli	337	153	45.4	2345	13	77	24
1964	Babe Parilli	473	228	48.2	3465*	31*	80	27*
1965	Babe Parilli	426	173	40.6	2597	18	73	26
1966	Babe Parilli	382	181	47.4	2721	20	63	20
1967	Babe Parilli	344	161	46.8	2317	19	79	24
1968	Tom Sherman	226	90	39.8	1199	12	87	16
1969	Mike Taliaferro	331	160	48.3	2160	19	77	18
1970	Joe Kapp	219	98	44.7	1104	3	48	17
1971	Jim Plunkett	328	158	48.2	2158	19	88	16
1972	Jim Plunkett	355	169	47.6	2196	8	62	25
1973	Jim Plunkett	376	193	51.3	2550	13	64	17
1974	Jim Plunkett	352	173	49.1	2457	19	69	22
1975	Steve Grogan	274	139	50.7	1976	11	62	18
1976	Steve Grogan	302	145	48.0	1903	18	58	20
1977	Steve Grogan	305	160	52.5	2162	17	68	21
1978	Steve Grogan	362	181	50.0	2824	15	75	23
1979	Steve Grogan	423	206	48.7	3286	28	63	20
1980	Steve Grogan	306	175	57.2	2475	18	71	22
1981	Steve Grogan	216	117	54.2	1859	7	76	16
1982	Steve Grogan	122	66	54.1	930	7	62	4
1983	Steve Grogan	303	168	55.4	2411	15	76	12
1984	Tony Eason	431	259	60.1	3228	23	76	8
1985	Tony Eason	299	168	56.2	2156	11	90	17
1986	Tony Eason	448	276	61.6	3328	19	49	10

YR	PLAYER	ATT	CMP	PCT.	YDS	TD	LG	INT
1987	Steve Grogan	161	93	57.8	1183	10	40	9
1988	Doug Flutie	179	92	51.4	1150	8	80	10
1989	Steve Grogan	261	133	51.0	1697	9	55	14
1990	Marc Wilson	265	139	52.5	1625	6	36	11
1991	Hugh Millen	409	246	60.1	3073	9	60	18
1992	Hugh Millen	203	124	61.1	1203	8	39	10
1993	Drew Bledsoe	429	214	49.9	2494	15	54	15
1994	Drew Bledsoe	691*	400*	57.9	4555*	25	62	27*
1995	Drew Bledsoe	636*	323	50.8	3507	13	47	16
1996	Drew Bledsoe	623*	373*	59.9	4086	27	84	15
1997	Drew Bledsoe	522	314	60.2	3706	28	76	15
1998	Drew Bledsoe	481	263	54.7	3633	20	86	14
1999	Drew Bledsoe	539	305	56.6	3985	19	68	21
2000	Drew Bledsoe	531	312	58.8	3291	17	59	13
2001	Tom Brady	413	264	63.9	2843	18	91	12
2002	Tom Brady	601	373	62.1	3764	28*	49	14
2003	Tom Brady	527	317	60.2	3620	23	82	12
2004	Tom Brady	474	288	60.8	3692	28	50	14
2005	Tom Brady	530	334	63.0	4110*	26	71	14
2006	Tom Brady	516	319	61.8	3529	24	62	12
2007	Tom Brady	578	398	68.9	4806*	50*	69	8
2008	Matt Cassel	516	327	63.4	3693	21	76	11
2009	Tom Brady	565	371	65.7	4398	28	81	13
2010	Tom Brady	492	324	65.9	3900	36*	79	4
2011	Tom Brady	611	401	65.6	5235	39	99	12
2012	Tom Brady	637	401	63.0	4827	34	83	8
2013	Tom Brady	628	380	60.5	4343	25	81	11
2014	Tom Brady	582	373	64.1	4109	33	69	9

\*NFL Leader



Jim Plunkett's 88-yard touchdown pass during the 1971 season ranks as the fourth longest in Patriots history.



Ben Coates reigns as the only Patriots tight end to lead the team in receiving five times (1993-95, 97-98).

## YEAR-BY-YEAR LEADING RECEIVERS

(BY RECEPTIONS)

YR	PLAYER	NO	YDS	AVG	LG	TD
1960	Jim Colclough	49	666	13.6	61	9
1961	Gino Cappelletti	45	768	17.1	53	8
1962	Jim Colclough	40	868	21.7	78	10
	Ron Burton	40	461	11.5	69	4
1963	Jim Colclough	42	693	16.5	56	3
1964	Gino Cappelletti	49	865	17.7	58	7
1965	Jim Colclough	40	677	16.9	41	3
1966	Art Graham	51	673	13.2	42	4
1967	Art Graham	41	606	14.8	79	4
1968	Jim Whalen (TE)	47	718	15.3	87	7
1969	Carl Garrett (RB)	29	267	9.2	34	2
1970	Ron Sellers	38	550	14.5	48	4
1971	Randy Vataha	51	872	17.1	88	9
1972	Reggie Rucker	44	681	15.5	62	3
1973	Reggie Rucker	53	743	14.0	64	3
1974	Mack Herron (RB)	38	474	12.5	48	5
1975	Randy Vataha	46	720	15.7	47	6
1976	Andy Johnson (RB)	29	343	11.8	53	4
1977	Sam Cunningham (RB)	42	370	8.8	35	1
1978	Russ Francis (TE)	39	543	13.9	53	4
1979	Harold Jackson	45	1013	22.5	59	7
1980	Stanley Morgan	45	991	22.0	71	6
1981	Don Hasselbeck (TE)	46	808	17.6	51	6
1982	Stanley Morgan	28	584	20.9	75	3
1983	Stanley Morgan	58	863	14.9	50	2
1984	Derrick Ramsey (TE)	66	792	12.0	34	7
1985	Tony Collins (RB)	52	549	10.6	49	2

YR	PLAYER	NO	YDS	AVG	LG	TD
1986	Stanley Morgan	84	1491	17.8	44	10
1987	Tony Collins (RB)	44	347	7.9	29	3
1988	Reggie Dupard (RB)	34	232	6.8	15	0
1989	Eric Sievers (TE)	54	615	11.4	46	0
1990	Irving Fryar	54	856	15.9	56	4
1991	Marv Cook (TE)	82	808	9.9	49	3
1992	Irving Fryar	55	791	14.4	54	4
1993	Ben Coates (TE)	53	659	12.4	54	8
1994	Ben Coates (TE)	96	1174	12.2	62	7
1995	Ben Coates (TE)	84	915	10.9	35	6
1996	Terry Glenn	90	1132	12.6	37	6
1997	Ben Coates (TE)	66	737	11.2	35	8
1998	Ben Coates (TE)	67	668	10.0	33	6
1999	Terry Glenn	69	1147	16.6	67	4
2000	Troy Brown	83	944	11.4	44	4
2001	Troy Brown	101	1199	11.9	60	5
2002	Troy Brown	97	890	9.2	38	3
2003	Deion Branch	57	803	14.1	66	3
2004	David Givens	56	874	15.6	50	3
2005	Deion Branch	78	998	12.8	51	5
2006	Reche Caldwell	61	760	12.5	62	4
2007	Wes Welker	112*	1175	10.5	42	8
2008	Wes Welker	111	1165	10.5	64	3
2009	Wes Welker	123*	1348	11.0	58	4
2010	Wes Welker	86	848	9.9	35	7
2011	Wes Welker	122*	1569	12.9	99	9
2012	Wes Welker	118	1354	11.5	59	6
2013	Julian Edelman	105	1056	10.1	44	6
2014	Julian Edelman	92	972	10.6	69	4

\*NFL Leader



# YEAR-BY-YEAR LEADERS

## YEAR-BY-YEAR NET YARDS FROM SCRIMMAGE

YR	PLAYER	TOTAL YDS	RUSH	REC.
1960	Alan Miller	700	416	284
1961	Jim Colcough	794	37	757
	Billy Lott	794	461	333
1962	Ron Burton	1009	548	461
1963	Larry Garron	1168	750	418
1964	Larry Garron	935	585	350
1965	Gino Cappelletti	680	0	680
1966	Jim Nance	1561**	1458**	103
1967	Jim Nance	1412	1216	196
1968	Jim Whalen	718	0	718
1969	Carl Garrett	958	691	267
1970	Jim Nance	670	522	148
1971	Carl Garrett	1049	784	265
1972	Carl Garrett	898	488	410
1973	Reggie Rucker	742	-1	743
1974	Mack Herron	1298	824	474
1975	Sam Cunningham	919	666	253
1976	Sam Cunningham	1123	824	474
1977	Sam Cunningham	1385	1015	370
1978	Sam Cunningham	1065	768	297
1979	Stanley Morgan	1041	39	1002
1980	Stanley Morgan	1027	36	991
1981	Tony Collins	1105	873	232
1982	Tony Collins	819	632	187
1983	Tony Collins	1306	1049	257
1984	Craig James	949	790	159
1985	Craig James	1587	1227	360
1986	Stanley Morgan	1491	0	1491

YR	PLAYER	TOTAL YDS	RUSH	REC.
1987	Tony Collins	821	474	347
1988	John Stephens	1266	1168	98
1989	John Stephens	1040	833	207
1990	John Stephens	1004	808	196
1991	Leonard Russell	1040	959	81
1992	Irving Fryar	797	6	791
1993	Leonard Russell	1333	1088	245
1994	Ben Coates	1174	0	1174
1995	Curtis Martin	1748	1487	261
1996	Curtis Martin	1485	1152	333
1997	Curtis Martin	1456	1160	296
1998	Robert Edwards	1446	1115	331
1999	Terry Glenn	1147	0	1147
2000	Kevin Faulk	1035	570	465
2001	Antowain Smith	1349	1157	192
2002	Antowain Smith	1225	982	243
2003	Kevin Faulk	1078	638	440
2004	Corey Dillon	1738	1635	103
2005	Deion Branch	998	0	998
2006	Corey Dillon	959	812	147
2007	Randy Moss	1493	0	1493
2008	Wes Welker	1191	26	1165
2009	Wes Welker	1384	36	1348
2010	BenJarvus Green-Ellis	1093	1008	85
2011	Wes Welker	1599	30	1569
2012	Wes Welker	1374	20	1354
2013	Julian Edelman	1067	11	1056
2014	Rob Gronkowski	1124	0	1124



Tony Collins is one of three Patriots, along with Sam Cunningham and Wes Welker, to lead the team in net yards from scrimmage four times.



Maurice Hurst's six seasons as the leading intreceptor are the most by any Patriot (1989-90, 91-94).

## YEAR-BY-YEAR LEADING INTERCEPTORS

YR	PLAYER	NO	YDS	AVG	LG	TD
1960	Gino Cappelletti	4	68	17.0	24	0
	Harry Jacobs	4	26	6.5	14	0
1961	Don Webb	5	153	30.6	59	2
1962	Ross O'Hanley	5	83	16.6	28	0
1963	Bob Suci	7	277	39.6	98	2
1964	Ron Hall	11	148	13.5	50	0
1965	Ron Hall	3	35	11.7	29	0
1966	Nick Buoniconti	3	31	10.3	26	0
1967	Nick Buoniconti	6	159	26.5	87	0
	Don Webb	4	91	22.8	41	0
1968	Leroy Mitchell	7	41	5.9	20	0
1969	Larry Carwell	4	114	28.5	38	0
	John Charles	4	46	11.5	25t	1
	Ed Philpott	4	37	9.2	16	0
1970	Daryl Johnson	5	51	25.5	42	0
1971	Larry Carwell	5	72	14.4	53t	1
1972	Honor Jackson	4	133	33.3	55	0
1973	Ron Bolton	6	65	10.8	56	0
1974	Ron Bolton	7	18	2.6	10	0
1975	Ron Bolton	6	33	6.6	18	0
1976	Mike Haynes	8	90	11.3	28	0
1977	Mike Haynes	5	54	10.8	22	0
1978	Mike Haynes	6	123	20.5	50	1
1979	Raymond Clayborn	5	56	11.2	27	0
1980	Raymond Clayborn	5	87	17.4	29	0
1981	Rick Sanford	3	28	9.3	21	0
	Tim Fox	3	20	6.7	20	0
1982	Mike Haynes	4	26	6.5	26	0
1983	Rick Sanford	7	24	3.4	16	0
1984	Raymond Clayborn	3	102	34.0	85	0
1985	Fred Marion	7	189	27.0	83	0
1986	Ronnie Lippett	6	78	9.5	49	0
1987	Fred Marion	6	63	13.3	26	0
1988	Raymond Clayborn	4	65	16.3	31	0
	Fred Marion	4	47	11.8	22	0
	Roland James	4	30	7.5	22	0
1989	Maurice Hurst	5	31	6.2	16t	1

YR	PLAYER	NO	YDS	AVG	LG	TD
1990	Maurice Hurst	4	61	15.3	36	0
	Ronnie Lippett	4	94	23.5	73	0
	Fred Marion	4	17	4.3	16	0
1991	Maurice Hurst	3	21	7.0	21	0
1992	Jerome Henderson	3	43	14.3	34	0
	Maurice Hurst	3	29	9.7	27	0
1993	Maurice Hurst	4	53	13.3	24	0
1994	Maurice Hurst	7	68	9.7	24	0
1995	Vincent Brown	4	1	0.3	1	0
1996	Willie Clay	4	50	12.5	35	0
1997	Willie Clay	6	109	18.2	53t	1
1998	Ty Law	9*	133	14.8	59t	1
1999	Lawyer Milloy	4	17	4.3	17	0
2000	Ty Law	2	32	16.0	32	0
	Lawyer Milloy	2	2	1.0	2	0
	Tebucky Jones	2	20	10.0	20	0
2001	Otis Smith	5	181	36.2	78t	2*
2002	Ty Law	4	33	8.3	29	0
	Terrrell Buckley	4	50	12.5	39	0
2003	Ty Law	6	112	18.7	65t	1
	Tyrone Poole	6	81	13.5	44	0
2004	Eugene Wilson	4	51	12.8	24	0
2005	Asante Samuel	3	15	5.0	15	0
	Ellis Hobbs	3	8	2.7	8	0
2006	Asante Samuel	10*t	120	12.0	33	0
2007	Asante Samuel	6	89	14.8	42	1
2008	Brandon Meriweather	4	25	6.3	19	0
2009	Brandon Meriweather	5	149	29.8	56	1
	Leigh Bodden	5	60	12.0	53t	1
2010	Devin McCourty	7	110	15.7	50	1
2011	Kyle Arrington	7*t	92	13.1	28	0
2012	Devin McCourty	5	53	10.6	34	0
2013	Logan Ryan	2	89	44.5	78t	1
2014	Devin McCourty	2	70	35.0	60	0
	Darrelle Revis	2	0	0.0	0	0
	Logan Ryan	2	0	0.0	0	0
	Jamie Collins	2	0	0.0	0	0

\*-NFL Leader

# YEAR-BY-YEAR LEADERS

## YEAR-BY-YEAR SACK LEADERS

Note: Sacks did not become an official statistic until 1982.

YR	PLAYER	SACKS	YR	PLAYER	SACKS	YR	PLAYER	SACKS
1960	Jack Rudolph, LB	3.0	1979	Tony McGee, DE	10.5	1998	Henry Thomas, DT	6.5
1961	Rommie Loudd, LB	7.0	1980	Julius Adams, DE	9.0	1999	Willie McGinest, DE	9.0
1962	Larry Eisenhauer, DE	5.5	1981	Tony McGee, DE	5.5	2000	Willie McGinest, DE	6.0
1963	Larry Eisenhauer, DE	9.0	1982	Don Blackmon, LB	4.5		Greg Spires, DE	6.0
1964	Larry Eisenhauer, DE	7.5	1983	Andre Tippett, LB	8.5	2001	Bobby Hamilton, DL	7.0
1965	Larry Eisenhauer, DE	9.5	1984	Andre Tippett, LB	18.5	2002	Richard Seymour, DL	5.5
1966	Jim Lee Hunt, DT	9.0	1985	Andre Tippett, LB	16.5		Willie McGinest, LB	5.5
1967	Houston Antwine, DT	6.0	1986	Garin Veris, DE	11.0	2003	Mike Vrabel, LB	9.5
1968	Houston Antwine, DT	7.5	1987	Andre Tippett, LB	12.5	2004	Willie McGinest, LB	9.5
1969	Houston Antwine, DT	5.0	1988	Brent Williams, DE	8.0	2005	Rosevelt Colvin, LB	7.0
1970	Ron Berger, DE	9.0	1989	Brent Williams, DE	8.0	2006	Rosevelt Colvin, LB	8.5
1971	Steve Kiner, LB	6.5	1990	Brent Williams, DE	6.0	2007	Mike Vrabel, LB	12.5
1972	Julius Adams, DE	4.0	1991	Andre Tippett, LB	8.5	2008	Richard Seymour, DL	8.0
1973	Julius Adams, DE	8.0	1992	Andre Tippett, LB	7.0	2009	Tully Banta-Cain LB	10.0
1974	Julius Adams, DE	8.0	1993	Chris Slade, LB	9.0	2010	Mike Wright	5.5
1975	Tony McGee, DE	9.0	1994	Chris Slade, LB	9.5	2011	Mark Anderson	10.0
1976	Tony McGee, DE	9.5	1995	Willie McGinest, DE	11.0		Andre Carter	10.0
1977	Tony McGee, DE	12.0	1996	Willie McGinest, DE	9.5	2012	Rob Ninkovich	8.0
1978	Tony McGee, DE	11.5	1997	Chris Slade, LB	9.0	2013	Chandler Jones	11.5
						2014	Rob Ninkovich	8.0



Tony McGee recorded six seasons as the Patriots sack leader, the most by a defensive end (1975-79, 81).



Tom Yewic led the Patriots in punting for five years (1961-65) with an overall average of 39.3 yards.

## YEAR-BY-YEAR LEADING PUNTERS

YEAR	PLAYER	NO	YARDS	AVG	LG	YEAR	PLAYER	NO	YARDS	AVG	LG
1960	Tom Greene	61	2235	36.9	66	1987	Rich Camarillo	62	2489	40.1	73
1961	Tom Yewic	64	2406	37.6	64	1988	Jeff Feagles	91	3482	38.3	74
1962	Tom Yewic	69	2654	38.5	56	1989	Jeff Feagles	63	2392	38.0	64
1963	Tom Yewic	73	2880	39.9	65	1990	Brian Hansen	90	3752	41.7	69
1964	Tom Yewic	73	2787	38.2	63	1991	Shawn McCarthy	66	2650	40.2	93
1965	Tom Yewic	76	3094	40.7	70	1992	Shawn McCarthy	103	4212	41.0	61
1966	Jim Fraser	55	2044	37.2	68	1993	Mike Saxon	73	3096	42.4	59
1967	Terry Swanson	65	2632	40.5	62	1994	Pat O'Neill	69	2841	41.2	67
1968	Bob Scarpitto	34	1382	40.6	87	1995	Pat O'Neill	41	1514	36.9	57
	Terry Swanson	62	2449	39.5	57		Bryan Wagner	37	1557	42.1	57
1969	Tom Janik	70	2903	41.5	56	1996	Tom Tupa	63	2739	43.5	62
1970	Tom Janik	86	3364	39.1	57	1997	Tom Tupa	78	3569	45.8	73
1971	Tom Janik	87	3249	37.3	58	1998	Tom Tupa	74	3294	44.5	64
1972	Pat Studstill	75	2859	38.1	57	1999	Lee Johnson	90	3735	41.5	58
1973	Bruce Barnes	55	2134	38.8	53	2000	Lee Johnson	89	3798	42.7	62
1974	Bruce Barnes	45	1604	35.6	50	2001	Ken Walter	49	1964	40.1	58
1975	Mike Patrick	83	3223	38.8	62	2002	Ken Walter	70	2723	38.9	55
1976	Mike Patrick	67	2688	40.1	52	2003	Ken Walter	76	2865	37.7	52
1977	Mike Patrick	65	2354	36.2	64	2004	Josh Miller	56	2350	42.0	69
1978	Jerrel Wilson	54	1921	35.6	57	2005	Josh Miller	76	3431	45.1	59
1979	Eddie Hare	83	3038	36.6	58	2006	Josh Miller	43	1848	43.0	62
1980	Mike Hubach	63	2392	38.0	69	2007	Chris Hanson	44	1821	41.4	64
1981	Rich Camarillo	47	1959	41.7	75	2008	Chris Hanson	49	2143	43.7	70
1982	Rich Camarillo	49	2140	43.7	76	2009	Chris Hanson	56	2221	39.7	56
1983	Rich Camarillo	81	3615	44.6	70	2010	Zoltan Mesko	58	2505	43.2	65
1984	Rich Camarillo	48	2020	42.1	61	2011	Zoltan Mesko	57	2648	46.5	65
1985	Rich Camarillo	92	3953	43.0	75	2012	Zoltan Mesko	60	2585	43.1	62
1986	Rich Camarillo	89	3746	42.1	64	2013	Ryan Allen	76	3491	45.9	65
						2014	Ryan Allen	66	3060	46.4	67

# YEAR-BY-YEAR LEADERS

## YEAR-BY-YEAR LEADING KICKOFF RETURNERS

YR	PLAYER	NO	YDS	AVG	LG	TD
1960	Dick Christy	24	617	25.7	46	0
1961	Larry Garron	16	438	27.4	89	1
1962	Larry Garron	24	686	28.6	95t	1
1963	Larry Garron	28	693	24.8	58	0
1964	J.D. Garrett	32	749	23.4	42	0
1965	Jay Cunningham	17	374	22.0	45	0
1966	Joe Bellino	18	410	22.8	43	0
1967	Jay Cunningham	30	627	20.9	41	0
1968	Willie Porter	36	812	22.6	61	0
1969	Carl Garrett	28	792	28.3	63	0
1970	Odell Lawson	25	546	21.8	52	0
1971	Carl Garrett	24	538	22.4	37	0
1972	Carl Garrett	16	410	25.6	49	0
1973	Mack Herron	41	1092	26.6	92t	1
1974	Mack Herron	28	629	22.5	62	0
1975	Allen Carter	32	879	27.5	99t	1
1976	Jess Phillips	14	367	28.4	71	0
1977	Raymond Clayborn	28	869	31.0*	101t*3*	
1978	Raymond Clayborn	27	636	23.6	60	0
1979	Allan Clark	37	816	22.1	38	0
1980	Horace Ivory	36	992	27.6*	98t	1*
1981	Tony Collins	39	773	19.8	30	0
1982	Ricky Smith	24	567	23.6	98t	1
1983	Ricky Smith	42	916	21.8	53	0
1984	Tony Collins	25	544	21.8	46	0
1985	Stephen Starring	48	1012	21.1	53	0
1986	Stephen Starring	36	802	22.3	52	0

Yr	Player	No	Yds	Avg	Lg	TD
1987	Stephen Starring	23	445	19.3	43	0
1988	Sammy Martin	31	735	23.7	95t	1
1989	Sammy Martin	24	584	24.3	38	0
1990	Sammy Martin	25	515	20.6	38	0
1991	Jon Vaughn	34	717	21.1	99t	1
1992	Jon Vaughn	20	564	28.2	100t	1
1993	Ray Crittenden	23	478	20.8	44	0
1994	Ray Crittenden	24	460	19.2	36	0
1995	David Meggett	38	964	25.4	62	0
1996	David Meggett	34	781	23.0	54	0
1997	David Meggett	33	816	24.7	61	0
1998	Derrick Cullors	45	1085	24.1	68	0
1999	Kevin Faulk	39	943	24.2	95	0
2000	Kevin Faulk	38	816	21.5	40	0
2001	Kevin Faulk	33	662	20.1	42	0
2002	Deion Branch	36	863	24.0	63	0
	Kevin Faulk	26	725	27.9	87t	2*
2003	Bethel Johnson	30	847	28.2	92t	1
2004	Bethel Johnson	41	1016	24.8	93t	1
2005	Bethel Johnson	31	694	22.4	54	0
2006	Laurence Maroney	28	783	28.0	77	0
2007	Ellis Hobbs	35	911	26.0	108t	1
2008	Ellis Hobbs	45	1281	28.5	95t	1
2009	Laurence Maroney	13	279	21.5	52	0
2010	Brandon Tate	41	1057	25.8	103t	2
2011	Danny Woodhead	20	437	21.9	37	0
2012	Devin McCourty	27	654	24.2	104t	1
2013	LeGarrette Blount	17	494	29.1	83	0
2014	Danny Amendola	20	482	24.1	81	0

\*=NFL Leader



Stephen Starring is one of only six Patriots to record more than 1,000 yards on kickoff returns in a single season.



Carl Garrett averaged 15.5 yards per punt return in 1971, tied for the highest single-season average by any Patriot (Julian Edelman, 2012).

## YEAR-BY-YEAR LEADING PUNT RETURNERS

YR	PLAYER	NO	YDS	AVG	LG	TD
1960	Dick Christy	8	73	9.1	29	0
1961	Ron Burton	8	128	16.0	62	0
1962	Ron Burton	21	122	5.8	22	0
1963	Bob Suci	25	233	9.3	22	0
1964	Dave Cloutier	20	136	6.8	40	0
1965	Ron Burton	15	61	4.1	12	0
1966	Vic Purvis	5	43	8.6	18	0
1967	Joe Bellino	15	129	8.6	18	0
1968	Willie Porter	22	135	6.1	24	0
1969	Carl Garrett	12	159	13.3	45	0
1970	Carl Garrett	17	168	9.9	62	0
1971	Carl Garrett	8	124	15.5	50	0
1972	Carl Garrett	6	36	6.0	27	0
1973	Mack Herron	27	282	10.4	54	0
1974	Mack Herron	35	517	14.8	66	0
1975	Darryl Stingley	15	113	7.5	29	0
1976	Mike Haynes	45	608	13.5	89t	2
1977	Stanley Morgan	16	220	13.8	53	0
	Mike Haynes	24	200	8.3	46	0
1978	Stanley Morgan	32	335	10.5	48	0
1979	Stanley Morgan	29	289	10.0	80t	1
1980	Roland James	33	331	10.0	75t	1
1981	Stanley Morgan	15	116	7.7	26	0
1982	Ricky Smith	16	139	8.7	19	0
1983	Ricky Smith	38	398	10.5	55	0
1984	Irving Fryar	36	347	9.6	55	0
1985	Irving Fryar	37	520	14.1*	85t*	2**
1986	Irving Fryar	35	366	10.5	59t	1

Yr	Player	No	Yds	Avg	Lg	TD
1987	Irving Fryar	18	174	9.7	36	0
1988	Irving Fryar	38	398	10.5	30	0
1989	Sammy Martin	19	164	8.6	28	0
1990	Irving Fryar	28	133	4.8	17	0
1991	Jerome Henderson	27	201	7.4	39	0
1992	Walter Stanley	28	227	8.1	50	0
1993	Troy Brown	25	224	9.0	19	0
1994	Troy Brown	24	202	8.4	38	0
1995	David Meggett	45	383	8.5	23	0
1996	David Meggett	52	588	11.3	60t	1
1997	David Meggett	45	467	10.4	47	0
1998	Troy Brown	17	225	13.2	39	0
1999	Troy Brown	38	405	10.7	52	0
2000	Troy Brown	39	504	12.9	66t	1
2001	Troy Brown	29	413	14.2*	85t	2
2002	Troy Brown	24	175	7.3	27	0
2003	Troy Brown	29	293	10.1	23	0
2004	Kevin Faulk	20	133	6.7	16	0
2005	Tim Dwight	32	273	8.5	29	0
2006	Kevin Faulk	31	330	10.6	43	0
2007	Wes Welker	25	249	10.0	35	0
2008	Wes Welker	24	237	9.9	44	0
2009	Wes Welker	27	338	12.5	69	0
2010	Julian Edelman	21	321	15.3	94t	1
2011	Julian Edelman	28	296	10.6	72t	1
2012	Julian Edelman	17	263	15.5	68t	1
2013	Julian Edelman	35	374	10.7	43	0
2014	Julian Edelman	25	299	12.0	84t	1

\*=NFL Leader

\*\*=tied for NFL lead

RECORDS

# YEAR-BY-YEAR LEADERS

## YEAR-BY-YEAR ALL PURPOSE YARDS LEADERS

YR	PLAYER	RUSH		REC		OFF	PUNT RET		KICK RET		RET	DEF	TOT
		NO	YDS	NO	YDS	YDS	NO	YDS	NO	YDS	YDS	YDS	YDS
1960	Richard Christy	78	363	26	268	631	8	73	24	617	690	0	1321
1961	Larry Garron	69	389	24	341	730	0	0	16	438	438	0	1168
1962	Ron Burton	134	548	40	461	1009	21	122	13	238	360	0	1369
1963	Larry Garron	179	750	26	418	1168	1	23	28	693	716	0	1884
1964	Larry Garron	183	585	40	350	935	0	0	10	198	198	0	1133
1965	Gino Cappelletti	0	0	37	680	680	0	0	0	0	0	0	680
1966	Jim Nance	299	1458	8	103	1561	0	0	0	0	0	0	1561
1967	Jim Nance	269	1216	22	196	1412	0	0	0	0	0	0	1412
1968	Willie Porter	0	0	0	0	0	22	135	36	812	947	0	947
1969	Carl Garrett	137	691	29	267	958	12	159	28	792	951	0	1909
1970	Carl Garrett	88	272	26	216	488	17	168	24	511	679	0	1167
1971	Carl Garrett	181	784	22	265	1049	8	124	24	538	662	0	1711
1972	Carl Garrett	131	488	30	410	898	6	36	16	410	446	0	1344
1973	Mack Herron	61	200	18	265	465	27	282	41	1092	1374	0	1839
1974	Mack Herron	231	824	38	474	1298	35	517	28	629	1146	0	2444
1975	Andy Johnson	117	488	26	294	782	6	60	10	188	248	0	1030
1976	Sam Cunningham	172	824	27	299	1123	0	0	0	0	0	0	1123
1977	Sam Cunningham	270	1015	42	370	1385	0	0	0	0	0	0	1385
1978	Stanley Morgan	2	11	34	820	831	32	335	1	17	352	0	1183
1979	Stanley Morgan	7	39	44	1002	1041	29	289	1	12	12	0	1342
1980	Horace Ivory	42	111	12	95	206	0	0	36	992	992	0	1198
1981	Tony Collins	204	873	26	232	1105	3	15	39	773	788	0	1893
1982*	Tony Collins	164	632	19	187	819	0	0	0	0	0	0	819
1983	Ricky Smith	0	0	0	0	0	38	398	42	916	1314	0	1314
1984	Tony Collins	138	550	16	100	650	0	0	25	544	544	0	1194
1985	Craig James	263	1227	27	360	1587	0	0	0	0	0	0	1587
1986	Stanley Morgan	0	0	84	1491	1491	0	0	0	0	0	0	1491
1987	Tony Collins	147	474	44	347	821	0	0	0	0	0	0	821
1988	John Stephens	297	1168	14	98	1266	0	0	0	0	0	0	1266
1989	John Stephens	244	833	21	207	1040	0	0	0	0	0	0	1040
1990	John Stephens	212	808	28	196	1004	0	0	0	0	0	0	1004
1991	Leonard Russell	266	959	18	81	1040	0	0	0	0	0	0	1040
1992	Walter Stanley	3	63	0	0	63	28	227	29	529	756	0	819
1993	Leonard Russell	300	1088	26	245	1333	0	0	0	0	0	0	1333
1994	Ben Coates	0	0	96	1174	1174	0	0	0	0	0	0	1174
1995	Dave Meggett	60	250	52	334	584	45	383	38	964	1347	0	1931
1996	Dave Meggett	40	122	33	292	414	52	588	34	781	1369	0	1783
1997	Dave Meggett	20	60	19	203	263	45	467	33	816	1283	0	1546
1998	Robert Edwards	291	1115	35	331	1446	0	0	0	0	0	0	1446
1999	Kevin Faulk	67	227	12	98	325	10	90	39	943	1033	0	1358
2000	Kevin Faulk	164	570	51	465	1035	6	58	38	816	874	0	1909
2001	Troy Brown	11	91	101	1199	1290	29	413	1	13	426	0	1716
2002	Kevin Faulk	52	271	37	379	650	8	65	26	725	790	0	1440
2003	Kevin Faulk	178	638	48	440	1078	5	66	10	207	273	0	1351
2004	Corey Dillon	345	1635	15	103	1738	0	0	0	0	0	0	1738
2005	Deion Branch	0	0	78	998	998	0	0	0	0	0	0	998
2006	Laurence Maroney	175	745	22	194	939	0	0	28	783	783	0	1722
2007	Wes Welker	4	34	112	1175	1209	25	249	7	176	425	0	1634
2008	Wes Welker	3	26	111	1165	1191	24	237	1	26	263	0	1454
2009	Wes Welker	5	36	123	1348	1384	27	338	2	45	383	0	1767
2010	Brandon Tate	5	62	24	432	494	1	4	41	1057	1061	0	1555
2011	Wes Welker	4	30	122	1569	1599	8	82	0	0	82	0	1681
2012	Wes Welker	2	20	118	1354	1374	25	243	3	33	276	0	1650
2013	Julian Edelman	2	11	105	1056	1067	35	374	0	0	374	0	1441
2014	Julian Edelman	10	94	92	972	1,066	25	299	0	0	299	0	1365

\* - strike year

RECORDS

# ALL-TIME TOP 10 SEASON LEADERS

## SCORING

RANK	PLAYER	YEAR	TD	PAT	FG	2 PT	PTS
1	Stephen Gostkowski	2013	0	44	38	0	158
2	Stephen Gostkowski	2014	0	51	35	0	156
3	Gino Cappelletti	1964	7	36	25	1	155
4	Stephen Gostkowski	2012	0	66	29	0	153
5	Stephen Gostkowski	2008	0	40	36	0	148
6	Gino Cappelletti	1961	8	48	17	0	147
7	Stephen Gostkowski	2011	0	59	28	0	143
8	Adam Vinatieri	2004	0	48	31	0	141
9	Tony Franklin	1986	0	44	32	0	140
10	Randy Moss	2007	23	0	0	0	138

## SEASON RUSHING (BY YARDS)

RANK	PLAYER	YEAR	ATT	YDS	AVG	LONG	TD
1	Corey Dillon	2004	345	1635	4.7	44	12
2	Curtis Martin	1995	368	1487	4.0	49	14
3	Jim Nance	1966	299	1458	4.9	65	11
4	Stevan Ridley	2012	290	1263	4.4	41	12
5	Craig James	1985	263	1227	4.7	65t	5
6	Jim Nance	1967	269	1216	4.5	53	7
7	John Stephens	1988	297	1168	3.9	52	4
8	Curtis Martin	1997	274	1160	4.2	70t	4
9	Antowain Smith	2001	287	1157	4.0	44	12
10	Curtis Martin	1996	316	1152	3.6	57	14

## SEASON PASSING (BY YARDS)

RANK	PLAYER	YEAR	ATT	COMP	PCT	YDS	TD	INT
1	Tom Brady	2011	611	401	65.6	5235	39	12
2	Tom Brady	2012	637	401	63.0	4827	34	8
3	Tom Brady	2007	578	398	68.9	4806	50	8
4	Drew Bledsoe	1994	691	400	57.9	4555	25	27
5	Tom Brady	2009	565	371	65.7	4398	28	13
6	Tom Brady	2013	628	380	60.5	4343	25	11
7	Tom Brady	2005	530	334	63.0	4110	26	14
8	Tom Brady	2014	582	373	64.1	4109	33	9
9	Drew Bledsoe	1996	623	373	59.9	4086	27	15
10	Drew Bledsoe	1999	539	305	56.6	3985	19	21

## SEASON RECEIVING (BY YARDS)

RANK	PLAYER	YEAR	NO.	YDS	AVG	LONG	TD
1	Wes Welker	2011	122	1569	12.9	99t	9
2	Randy Moss	2007	98	1493	15.2	65t	23
3	Stanley Morgan	1986	84	1491	17.8	44t	10
4	Wes Welker	2012	118	1354	11.5	59	6
5	Wes Welker	2009	123	1348	11.0	58	4
6	Rob Gronkowski	2011	90	1327	14.7	52t	17
7	Randy Moss	2009	83	1264	15.2	71t	13
8	Troy Brown	2001	101	1199	11.9	60t	5
9	Wes Welker	2007	112	1175	10.5	42	8
10	Ben Coates	1994	96	1174	12.2	62t	7

## SEASON INTERCEPTIONS (BY NO.)

RANK	PLAYER	YEAR	NO.	YDS	AVG	LONG	TD
1	Ron Hall	1964	11	148	13.5	50	0
2	Asante Samuel	2006	10	120	12.0	33	0
3	Ty Law	1998	9	133	14.8	59t	1
4t	Mike Haynes	1976	8	90	11.3	28	0
4t	Ronnie Lippett	1986	8	76	9.5	43	0
6t	Kyle Arrington	2011	7	92	13.1	28	0
6t	Ron Bolton	1974	7	18	2.6	10	0
6t	Maurice Hurst	1994	7	68	9.7	24	0
6t	Fred Marion	1985	7	189	27.0	83	0
6t	Devin McCourty	2010	7	110	15.7	50	0
6t	Leroy Mitchell	1968	7	41	5.9	20	0
6t	Rick Sanford	1983	7	24	3.4	16	0
6t	Bob Suci	1963	7	277	39.6	98	2

## SACKS

RANK	PLAYER	YEAR	NUMBER	SACK YARDS
1	Andre Tippett	1984	18.5	N/A
2	Andre Tippett	1985	16.5	N/A
3t	Andre Tippett	1987	12.5	N/A
3t	Mike Vrabel	2007	12.5	70.5
5t	Chandler Jones	2013	11.5	73.5
5t	Tony McGee	1978	11.5	N/A
5t	Tony McGee	1977	12.0	N/A
8t	Willie McGinest	1995	11.0	96.0
8t	Garin Veris	1986	11.0	N/A
10	Tony McGee	1979	10.5	N/A

## ALL-PURPOSE YARDS

RANK	PLAYER	YEAR	YARDS
1	Mack Herron	1974	2444
2	Dave Meggett	1995	1931
3t	Kevin Faulk	2000	1909
3t	Carl Garrett	1969	1909
5t	Tony Collins	1981	1893
5t	Larry Garron	1963	1884
5t	Mack Herron	1973	1839
8t	Dave Meggett	1996	1783
8t	Wes Welker	2009	1767
10	Curtis Martin	1995	1748



# CAREER 100/300-YARD GAMES

## CAREER 100-YARD RUSHING GAMES

Number	Player	W-L-T
17	Jim Nance	11-4-2
14	Curtis Martin	9-5-0
11	Corey Dillon	10-1-0
11	Sam Cunningham	8-3-0
8	Don Calhoun	7-1-0
8	Tony Collins	7-1-0
7	John Stephens	5-2-0
7	Craig James	4-3-0
7	Stevan Ridley	7-0-0
6	Antowain Smith	6-0-0
5	Laurence Maroney	5-0-0
5	Leonard Russell	3-2-0
4	BenJarvus Green-Ellis	4-0-0
4	Sammy Morris	4-0-0
4	Andy Johnson	3-1-0
4	Robert Edwards	2-2-0
3	Larry Garron	3-0-0
3	Horace Ivory	3-0-0
2	Terry Allen	1-1-0
2	Ron Burton	1-1-0
2	Carl Garrett	1-1-0
1	Josh Ashton	1-0-0
1	LeGarrette Blount	1-0-0
1	Brandon Bolden	1-0-0
1	Dick Christy	1-0-0
1	Vagas Ferguson	1-0-0
1	J.D. Garrett	1-0-0
1	Jonas Gray	1-0-0
1	Steve Grogan	1-0-0
1	Michael LeBlanc	1-0-0
1	Mosi Tatupu	1-0-0
1	Fred Taylor	1-0-0
1	Mark Van Eeghen	1-0-0
1	Jon Vaughn	1-0-0
1	Shane Vereen	1-0-0
1	Mack Herron	0-1-0
1	Scott Lockwood	0-1-0
1	Robert Weathers	0-1-0
<b>152</b>	<b>Total</b>	

## CAREER 300-YARD PASSING GAMES

Number	Player	W-L-T
64	Tom Brady	53-11-0
26	Drew Bledsoe	17-9-0
12	Steve Grogan	3-9-0
7	Babe Parilli	3-2-2
7	Tony Eason	2-5-0
3	Matt Cassel	2-1-0
3	Hugh Millen	2-1-0
1	Jim Plunkett	1-0-0
1	Matt Cavanaugh	0-1-0
1	Tom Ramsey	0-1-0
1	Butch Songin	0-1-0
1	Tom Yewcic	0-1-0
<b>127</b>	<b>Total</b>	<b>83-42-2</b>

## CAREER 100-YARD RECEIVING GAMES

Number	Player	W-L-T
38	Stanley Morgan	19-19-0
28	Wes Welker	22-6-0
18	Randy Moss	17-1-0
15	Rob Gronkowski	12-3-0
13	Terry Glenn	11-2-0
13	Troy Brown	9-4-0
12	Irving Fryar	5-7-0
9	Ben Coates	5-4-0
9	Jim Colclough	5-3-1
8	Deion Branch	7-1-0
8	Harold Jackson	5-3-0
7	Gino Cappelletti	2-3-2
6	Julian Edelman	4-2-0
6	David Givens	5-1-0
6	Ron Sellers	2-4-0
5	Art Graham	2-2-1
5	Vincent Brisby	4-1-0
5	David Patten	4-1-0
5	Hart Lee Dykes	1-4-0
4	Aaron Hernandez	3-1-0
4	Shawn Jefferson	2-2-0
4	Michael Timpson	2-2-0
4	Randy Vataha	2-2-0
4	Jim Whalen	1-3-0
4	Don Hasselbeck	0-4-0
3	Stephen Starring	3-0-0
3	Danny Amendola	2-1-0
3	Russ Francis	2-1-0
2	Brandon LaFell	1-1-0
2	Reche Caldwell	2-0-0
2	Kevin Faulk	2-0-0
2	Larry Garron	2-0-0
2	Daniel Graham	2-0-0
2	Darryl Stingley	2-0-0
2	Tony Romeo	1-0-1
2	Tony Collins	1-1-0
2	Cedric Jones	1-1-0
2	Reggie Rucker	1-1-0
2	Eric Sievers	1-1-0
2	Tony Simmons	1-1-0
2	Brandon Lloyd	0-2-0
1	Dick Christy	1-0-0
1	Aaron Dobson	1-0-0
1	Jabar Gaffney	1-0-0
1	Billy Lott	1-0-0
1	Greg McMurtry	1-0-0
1	Derrick Ramsey	1-0-0
1	Donté Stallworth	1-0-0
1	Brandon Tate	1-0-0
1	Kenbrell Thompkins	1-0-0
1	Shane Vereen	1-0-0
1	Ben Watson	1-0-0
1	Danny Woodhead	1-0-0
1	Bob Adams	0-1-0
1	Don Calhoun	0-1-0
1	Andy Johnson	0-1-0
1	Joe Johnson	0-1-0
1	Aaron Marsh	0-1-0
1	Wes Moore	0-1-0
<b>293</b>	<b>Total</b>	

# CONSECUTIVE RECORDS

## INDIVIDUAL RECORDS

### CONSECUTIVE SEASONS PLAYED

- 16 Steve Grogan (1975-90)
- 15 Troy Brown (1993-2007)
- Tom Brady (2000-14)
- 14 Bruce Armstrong (1987-2000)
- Steve Nelson (1974-86)

### CONSECUTIVE GAMES PLAYED

- 161 Raymond Clayborn (09/18/77-11/22/87)
- 160 Adam Vinatieri (09/01/96-01/01/06)

### CONSECUTIVE GAMES STARTED

- 147 Raymond Clayborn (09/03/78-11/22/87)
- 110 Tom Brady (09/30/01-09/07/08)
- 111 Ray Hamilton (09/16/73-10/26/80)

### CONSECUTIVE GAMES SCORING

- 123 Stephen Gostkowski (12/17/06-12/28/14)
- 101 Adam Vinatieri (11/24/96-12/29/02)
- 101 John Smith (09/28/75-10/02/83)

### CONSECUTIVE GAMES SCORING TD

- 7 Curtis Martin (10/13/96-11/24/96)
- 6 Rob Gronkowski (11/06/11-12/11/11)
- Stevan Ridley (10/28/12-12/10/12)
- Laurence Maroney (10/18/09-11/30/09)
- Robert Edwards (09/07/98-10/19/98)
- Eight Times. Most Recent:
- Stevan Ridley (10/13/13-11/18/13)

### CONSECUTIVE GAMES RUSHING TD

- 7 Curtis Martin (10/13/96-11/24/96)
- 6 Stevan Ridley (10/28/12-12/10/12)
- Laurence Maroney (10/18/09-11/30/09)
- Robert Edwards (09/07/98-10/19/98)
- 5 Stevan Ridley (10/13/13-11/18/13)
- BenJarvus Green-Ellis (9/26/10-10/31/10)
- Curtis Martin (10/23/95-11/19/95)
- Horace Ivory (10/22/78-11/19/78)

### CONSECUTIVE GAMES RECEIVING TD

- 6 Rob Gronkowski (11/06/11-12/11/11)
- 5 Rob Gronkowski (10/21/12-12/30/12)
- Rob Gronkowski (12/26/10-9/25/11)
- Randy Moss (10/14/07-11/18/07)
- Daniel Graham (12/27/03-10/10/04)
- Michael Timpson (12/26/93-9/18/94)
- Jimmy Colclough (11/11/62-12/09/62)
- 4 Rob Gronkowski (11/3/13-12/01/13)
- Stanley Morgan (09/21/86-10/12/86)
- Stanley Morgan (09/07/80-9/29/80)
- Art Graham (12/17/66-9/17/67)

### CONSECUTIVE GAMES PASSING TD

- 52 Tom Brady (9/12/10-9/29/13)
- 24 Tom Brady (10/27/13 to 12/21/14)
- 16 Tom Brady (12/17/06 to 12/09/07)
- 14 Babe Parilli (12/03/61 to 9/08/63)

### CONSECUTIVE STARTS NONE INTERCEPTED

- 11 Tom Brady (10/24/10-01/2/11)
- 6 Tony Eason (09/07/86-10/26/86)
- 5 Tom Brady (10/21/12-11/22/12)
- Tom Brady (12/10/06-09/09/07)
- Drew Bledsoe (10/23/95-11/19/95)

### CONSECUTIVE ATTEMPTS NONE INTERCEPTED

- 358 Tom Brady (10/17/10-9/12/11)\*
- 201 Tom Brady (10/14/12-12/02/12)
- 190 Tom Brady (9/16/12-10/14/12)
- 183 Tom Brady (9/20/09-10/25/09)
- 179 Drew Bledsoe (10/23/95-11/26/95)
- 178 Tony Eason (12/22/85-11/02/86)
- 175 Tom Brady (12/03/06-9/16/07)
- Tom Brady (10/01/07-11/04/07)

### CONSECUTIVE ATT. WITHOUT INT. TO START CAREER

- 162 Tom Brady (11/23/00-10/28/01)\*

### CONSECUTIVE GAMES RECEPTIONS MADE

- 93 Wes Welker (9/09/07-12/30/12)
- 65 Rob Gronkowski (9/12/10-12/21/14)
- 63 Ben Coates (12/27/92-12/8/96)

### CONSECUTIVE RECEPTIONS MADE FOR TDs

- 8 Mike Vrabel (9/28/02 to 10/28/07)
- 3 Derrick Ramsey (1/18/84)
- 3 Harold Jackson (9/09/79)

### CONSECUTIVE GAMES INTERCEPTIONS MADE

- 4 Mike Haynes (11/07/76 to 11/28/76)
- 3 Aqib Talib (9/12/13-9/29/13)
- Devin McCourty (11/21/10-12/6/10)
- Ty Law (11/26/95 to 12/10/95)
- Myron Guyton (11/12/96 to 11/26/96)
- Asante Samuel (9/23/07 to 10/7/07)

## INDIVIDUAL RECORDS (Cont.)

### CONSECUTIVE FGs MADE

- 25 Adam Vinatieri (11/24/96-11/09/97)
- 23 Adam Vinatieri (10/17/04-12/26/04)
- 21 Stephen Gostkowski (9/22/13-11/24/13)
- 20 Stephen Gostkowski (12/15/13-10/05/14)

### CONSECUTIVE GAMES FG MADE

- 26 Stephen Gostkowski (9/12/11-11/18/12)
- 17 Matt Bahr (12/18/94-12/16/95)
- 17 Tony Franklin (11/24/85-11/23/86)

### CONSECUTIVE PATS MADE

- 411 Stephen Gostkowski (12/31/06-12/21/14)
- 117 Adam Vinatieri (10/27/96-10/31/99)
- 105 Gino Cappelletti (11/17/63-12/17/66)

## TEAM RECORDS

### CONSECUTIVE VICTORIES (INCLUDING PLAYOFFS)

- 21 Oct. 5, 2003 to Oct. 24, 2004\*
- 18 Sept. 9, 2007 to Jan. 20, 2008
- 12 Nov. 25, 2001 to Sept. 22, 2002

### CONSECUTIVE REGULAR SEASON VICTORIES

- 21 Dec. 17, 2006 to Sept. 14, 2008
- 18 Oct. 5, 2003 to Oct. 24, 2004
- 10 Nov. 14, 2010 to Sept. 18, 2011
- 9 Nov. 25, 2001 to Sept. 22, 2002

### CONSECUTIVE PLAYOFF VICTORIES

- 10 Jan. 19, 2002 to Jan. 7, 2006\*
- 3 Dec. 28, 1985 to Jan. 12, 1986

### CONSECUTIVE SHUTOUT VICTORIES

- 2 vs. Miami, Dec. 12, 1982 and at Seattle Dec. 19, 1982

### CONSECUTIVE VICTORIES AT HOME

- 20 Dec. 21, 2008 to Oct. 16, 2011
- 18 Dec. 29, 2002 to Sept. 8, 2005
- 16 Dec. 23, 2012 to Dec. 14, 2014
- 12 Nov. 26, 2006 to Sept. 7, 2008
- 10 Sept. 19, 1976 to Oct. 30, 1977

### CONSECUTIVE VICTORIES ON ROAD

- 12 Dec. 24, 2006 to Oct. 5, 2008
- 7 Oct. 19, 2003 to Oct. 3, 2004
- Dec. 11, 2005 to Nov. 19, 2006
- 6 Oct. 19, 1986 to Dec. 22, 1986
- Sept. 10, 1978 to Nov. 26, 1978

### CONSECUTIVE LOSSES

- 14 Sept. 23, 1990 to Dec. 30, 1990
- 10 Dec. 22, 1991 to Nov. 8, 1992
- 9 Oct. 25, 1981 to Dec. 20, 1981
- Oct. 8, 1972 to Dec. 3, 1972
- Sept. 27, 1970 to Nov. 22, 1970

### CONSECUTIVE LOSSES AT HOME

- 10 Dec. 24, 1989 to Sept. 9, 1991
- 6 Nov. 3, 1974 to Sept. 28, 1975
- Oct. 15, 1972 to Sept. 23, 1973
- Sept. 27, 1970 to Dec. 20, 1970

### CONSECUTIVE LOSSES ON ROAD

- 8 Sept. 13, 1981 to Dec. 20, 1981
- Dec. 6, 1970 to Dec. 12, 1971
- Oct. 6, 1968 to Oct. 26, 1969

### CONSECUTIVE GAMES SCORING

- 149 Dec. 5, 1993 to Dec. 29, 2002
- 131 Dec. 17, 2006 to Dec. 28, 2014
- 125 Sept. 28, 1975 to Nov. 13, 1983

### CONSECUTIVE QUARTERS PATRIOTS SCORELESS

- 10 Nov. 22, 1992 (vs. NYJ, 2nd half) to Dec. 6, 1992 (vs. Indianapolis)

### CONSECUTIVE SHUTOUT QUARTERS RECORDED

- 8 Dec. 12, 1982 (vs. Miami) to Dec. 19, 1982 (at Seattle)

### CONSECUTIVE QUARTERS NOT ALLOWING A TD

- 10 Dec. 5, 1982 (at Chicago, 2nd half) thru Dec. 19, 1982 (at Seattle)
- (Shutout victories vs. Miami 12/12/82 and at Seattle 12/19/82)

### CONSECUTIVE SERIES GAME PATRIOTS VICTORIES

- 15 Buffalo Bills, Dec. 27, 2003 to Dec. 26, 2010
- 11 Buffalo Bills, Jan. 2, 1983 to Dec. 20, 1987
- 10 San Diego Chargers, Dec. 2, 1973 to Oct. 14, 2001

### CONSECUTIVE SERIES GAME PATRIOTS LOSSES

- 10 Denver Broncos, Nov. 4, 1984 to Sept. 7, 1998
- 9 New York Jets, Dec. 17, 1966 to Nov. 22, 1970
- Miami Dolphins, Sept. 17, 1989 to Nov. 21, 1993

\*NFL Record

@-Active

# PATRIOTS INDIVIDUAL RECORDS

The following records relate to service with the Patriots and reflect only regular season activity; postseason playoff competition is excluded.  
Number of games per season: 1960-1977 (14); 1978-81 (16); 1982 (9); 1983-86 (16); 1987 (15), and 1988-09 (16).

## SERVICE

### MOST SERVICE

<b>Seasons</b> — 16	Steve Grogan, 1975-90
15	Troy Brown, 1993-07
	Julius Adams, 1971-87
	Tom Brady, 2000-14
14	Bruce Armstrong, 1987-2000
	Steve Nelson, 1974-87
13	Kevin Faulk, 1999-2011
	Tedy Bruschi, 1996-2008
	Raymond Clayborn, 1977-89
	John Hannah, 1973-85
	Stanley Morgan, 1977-89
	Mosi Tatupu, 1978-90

### Games

PLAYER, POS.	GAMES	YEARS
1. Bruce Armstrong, OT	212	1987-00
2. Tom Brady, QB	209+	2000-14
3. Julius Adams, DE	206	1971-87*
4. Mosi Tatupu, RB	194	1978-90
5. Troy Brown, WR	192	1993-07
6. Raymond Clayborn, CB	191	1977-89
7. Tedy Bruschi, LB	189	1996-08
8. John Hannah, OG	183	1973-85
9. Stanley Morgan, WR	180	1977-89
10. Steve Nelson, LB	174	1974-87
11. Willie McGinest, LB	171	1994-05
12. Kevin Faulk, RB	161	1999-11
13. Adam Vinatieri, K	160c	1996-05
	160	1965-77
15. Vince Wilfork, DL	158+	2004-14
16. Matt Light, T	155	2001-11
17. Pete Brock, C	154	1976-87
18. Gino Cappelletti, K/WR	153c	1960-70
19. Andre Tippett, LB	151	1982-93^
	151	1971-81
21. Steve Grogan, QB	149	1975-90
22. Roland James, SS	145	1980-90
23. Fred Marion, FS	144	1982-91
24. Ben Coates, TE	142	1991-99
25. Ty Law, CB	141	1995-04
	141	2000-08
27. Len St. Jean, OG	140c	1964-73
28. Stephen Gostkowski, K	136+	2006-14
29. Don Webb, DB	134	1961-71
30. Ray Hamilton, NT	132	1973-81
	132	1960-70
32. Logan Mankins, G	130	2005-13
	130	1964-74
34. Irving Fryar, WR	129	1984-92
	128	1961-71
36. Larry Izzo, LB	127	2001-08
	127	1993-00
38. Jim Colclough, WR	126	1960-68
	126	1983-92
40. Ted Johnson, LB	125	1995-04
	125	2001-08
42. Drew Bledsoe, QB	124	1993-01
	124	1973-81
	124	1961-69
45. Vincent Brown, LB	123	1988-95
46. Ronnie Lippett, CB	122	1983-91
	122	1980-89
48. Jarvis Green, DL	121	2002-09
	121	1986-93
	121	2003-11
51. Cedric Jones, WR	120	1982-90
52. Sam Adams, OG	119	1972-80
	119	1983-91
	119	1974-81

c - consecutive games played + - active status  
\* - J. Adams DNP in 1986. ^ - A. Tippett DNP in 1989

## SCORING

### MOST POINTS

<b>Career</b> — 1,179	Stephen Gostkowski, 2006-2014
1,158	Adam Vinatieri, 1996-05
1,130	Gino Cappelletti, 1960-70
692	John Smith, 1974-82
442	Tony Franklin, 1984-87
408	Stanley Morgan, 1977-89

### Season

158	Stephen Gostkowski, 2013 (44-xp, 38-fg)
156	Stephen Gostkowski, 2014 (51-xp, 35-fg)
155	Gino Cappelletti, 1964 (7-td, 36-xp, 1-2pt, 25-fg)
153	Stephen Gostkowski, 2012 (66-xp, 29-fg)
148	Stephen Gostkowski, 2008 (40-xp, 36-fg)
147	Gino Cappelletti, 1961 (8-td, 48-xp, 17-fg)
143	Stephen Gostkowski, 2011 (59-xp, 28-fg)
141	Adam Vinatieri, 2004 (48-xp, 31-fg)
140	Tony Franklin, 1986 (44-xp, 32-fg)

### Game

28	Gino Cappelletti vs. Hou., Dec. 18, 1965 (2-td, 4-xp, 4-fg)
24	Randy Moss at Buf., Nov. 18, 2007 (4-td)
24	Gino Cappelletti vs. Buf., Nov. 15, 1964 (3-td, 4-xp, 1-2pt)

### Most Seasons Leading League

5	Gino Cappelletti, 1961, 63-66
3	Stephen Gostkowski, 2008, 2012, 2013
2	John Smith, 1979, 1980

## TOUCHDOWNS

### MOST TOUCHDOWNS

<b>Career</b> — 68	Stanley Morgan, 1977-89 (67-p, 1-rt)
55	Rob Gronkowski (1-r, 54-p)
50	Ben Coates, 1991-99 (50-p)
	Randy Moss, 2007-10 (50-p)
49	Sam Cunningham, 1973-79, 1981-82 (43-r, 6-p)
46	Jim Nance, 1965-71 (45-r, 1-p)
44	Tony Collins, 1981-87 (32-r, 12-p)
42	Gino Cappelletti, 1960-70 (42-p)
	Irving Fryar, 1984-92 (1-r, 38-p, 3-rt)
	Larry Garron, 1960-68 (14-r, 26-p, 2-rt)

### Season

23	Randy Moss, 2007 (23-p)
18	Rob Gronkowski, 2011 (17-p, 1-r)
17	Curtis Martin, 1996 (14-r, 3-p)
17	Curtis Martin, 1995 (14-r, 1-p)
13	BenJarvus Green-Ellis, 2010 (13-r)
	Randy Moss, 2009 (13-p)
	Corey Dillon, 2006 (13-r)
	Corey Dillon, 2005 (12-r, 1-p)
	Corey Dillon, 2004 (12-r, 1-p)
	Steve Grogan, 1976 (12-r, 1-rt)
	Stanley Morgan, 1979 (12-p, 1-rt)
	Antowain Smith, 2001 (12-r, 1-p)
12	Rob Gronkowski, 2014 (12-p)
	Stevan Ridley, 2012 (12-r)
	Robert Edwards, 1998 (9-r, 3-p)
	Mack Herron, 1974 (7-r, 5-p)
11	Rob Gronkowski, 2012 (11-p)
	BenJarvus Green-Ellis, 2011 (11-r)
	Sam Cunningham, 1974 (9-r, 2-p)
	Horace Ivory, 1978 (11-r)
	Billy Lott, 1961 (5-r, 6-p)
	Randy Moss, 2008 (11-p)
	Jim Nance, 1966 (11-r)

### Game

4	Jonas Gray at Indianapolis, Nov. 16, 2014 (4-r)
	Randy Moss at Buffalo, Nov. 18, 2007 (4-p)
3	Accomplished 26 times. Most Recent: Rob Gronkowski vs. Chicago, Oct. 26, 2014 (3-p)

# PATRIOTS INDIVIDUAL RECORDS

## PAT KICKS

### MOST PAT KICK ATTEMPTS

**Career** — 451 Stephen Gostkowski, 2006-14  
374 Adam Vinatieri, 1996-05  
353 Gino Cappelletti, 1960-70  
323 John Smith, 1974-83  
166 Tony Franklin, 1984-87

**Season** — 74 Stephen Gostkowski, 2007  
66 Stephen Gostkowski, 2012  
59 Stephen Gostkowski, 2011  
51 Stephen Gostkowski, 2014  
51 John Smith, 1980  
50 Gino Cappelletti, 1961  
49 John Smith, 1979

**Game** — 8 Stephen Gostkowski vs. Ind., Nov. 18, 2012  
Stephen Gostkowski vs. Tenn., Oct. 18, 2009  
Stephen Gostkowski at Buffalo, Nov. 18, 2007  
John Smith vs. N.Y. Jets, Sept. 9, 1979  
7 Stephen Gostkowski vs. Pitt., Nov. 3, 2013  
Stephen Gostkowski vs. N.Y. Jets, Nov. 22, 2012  
Stephen Gostkowski at Buffalo, Sept. 30, 2012  
Stephen Gostkowski at Oakland, Dec. 14, 2008  
Stephen Gostkowski vs. Wash., Oct. 28, 2007  
Stephen Gostkowski at Miami, Oct. 21, 2007  
David Posey vs. N.Y. Jets, Oct. 29, 1989  
Gino Cappelletti vs. Buffalo, Oct. 22, 1961

### MOST PAT KICKS MADE

**Career** — 450 Stephen Gostkowski, 2006-14  
367 Adam Vinatieri, 1996-05  
342 Gino Cappelletti, 1960-70  
308 John Smith, 1974-83  
163 Tony Franklin, 1984-87

**Season** — 74 Stephen Gostkowski, 2007  
66 Stephen Gostkowski, 2012  
59 Stephen Gostkowski, 2011  
51 Stephen Gostkowski, 2014  
51 John Smith, 1980  
48 Adam Vinatieri, 2004  
Gino Cappelletti, 1961  
47 Stephen Gostkowski, 2009

**Game** — 8 Stephen Gostkowski vs. Ind., Nov. 18, 2012  
Stephen Gostkowski vs. Tenn., Oct. 18, 2009  
Stephen Gostkowski at Buff, Nov. 18, 2007  
John Smith vs. N.Y. Jets, Sept. 9, 1979

## MISC. SCORING

### SAFETY

**Game** — 1 Accomplished 23 times, most recent:  
Team vs. N.Y. Jets, 10/21/12

**Season** — 2 Don Blackmon, at Tampa Bay,  
10/27/85 and vs. Green Bay, 9/8/85  
(NOTE: See fumble section for scoring on fumbles)

### MISSUED FG RETURNED FOR TD

91 yds Ron Burton vs. Denver, Nov. 11, 1962

### BLOCKED FG RETURNED FOR TD

71 yds Raymond Clayborn at Houston, Oct. 18, 1987  
65 yds Mike Haynes at N.Y. Jets, Oct. 5, 1980  
62 yds Kyle Arrington vs. Miami, Dec. 14, 2014  
58 yds Chandler Jones at Minnesota, Sept. 14, 2014  
45 yds Larry Carwell vs. Cincinnati, Sept. 17, 1972  
35 yds Kyle Arrington at Miami, Oct. 4, 2010

### BLOCKED PUNT RETURNED FOR TD

31 yds Rod McSwain at L.A. Rams, Nov. 16, 1986  
20 yds Don Webb vs. San Diego, Dec. 17, 1961  
17 yds Mossi Tatupu at New Orleans, Nov. 30, 1986  
8 yds Rick Sanford vs. Baltimore, Nov. 18, 1979  
4 yds Teddy Bruschi vs. Baltimore, Oct. 6, 1996  
3 yds Willie Scott vs. Indianapolis, Nov. 22, 1987  
0 yds Leroy Moore vs. Oakland, Nov. 17, 1961

## FIELD GOALS

### MOST FIELD GOAL ATTEMPTS

**Career** — 333 Gino Cappelletti, 1960-70  
321 Adam Vinatieri, 1996-05  
280 Stephen Gostkowski, 2006-14  
191 John Smith, 1974-83  
125 Tony Franklin, 1984-87

**Season** — 41 Tony Franklin, 1986  
Stephen Gostkowski, 2013  
40 Stephen Gostkowski, 2008  
39 Adam Vinatieri, 1998  
Gino Cappelletti, 1964  
38 Gino Cappelletti, 1963  
37 Stephen Gostkowski, 2014  
37 Gino Cappelletti, 1962

**Game** — 7 Jason Staurovsky vs. Ind., Dec. 3, 1989  
Gino Cappelletti vs. Cin., Nov. 16, 1969  
Gino Cappelletti vs. Buf., Sept. 24, 1967  
Gino Cappelletti vs. S.D., Sept. 20, 1964  
6 Adam Vinatieri vs. Jax, Sept. 22, 1996  
Gino Cappelletti vs. NYJ, Sept. 27, 1964  
Gino Cappelletti at Denver, Oct. 4, 1964  
Gino Cappelletti vs. Hou., Dec. 18, 1965

### Most Seasons Leading League —

3 Gino Cappelletti, 1961, 63-64  
2 Stephen Gostkowski, 2008, 2013  
Adam Vinatieri, 2004  
Tony Franklin, 1986

### MOST FIELD GOALS MADE

**Career** — 263 Adam Vinatieri, 1996-05  
243 Stephen Gostkowski, 2006-14  
176 Gino Cappelletti, 1960-70  
128 John Smith, 1974-83  
93 Tony Franklin, 1984-87

**Season** — 38 Stephen Gostkowski, 2013  
36 Stephen Gostkowski, 2008  
35 Stephen Gostkowski, 2014  
32 Tony Franklin, 1986  
31 Adam Vinatieri, 2004  
Adam Vinatieri, 1998  
30 Stephen Gostkowski, 2013  
29 Stephen Gostkowski, 2012  
28 Stephen Gostkowski, 2011

### Game —

6 Gino Cappelletti vs. Denver, Oct. 4, 1964  
5 Stephen Gostkowski vs. Cincinnati, Oct. 5, 2014  
Adam Vinatieri vs. Buffalo, Nov. 14, 2004  
Adam Vinatieri vs. Jacksonville, Sept. 22, 1996  
Jason Staurovsky vs. Indianapolis, Dec. 3, 1989

### Game (No Misses) —

6 Gino Cappelletti vs. Denver, Oct. 4, 1964

### Longest Made —

57 Adam Vinatieri at Chicago, Nov. 10, 2002  
55 Adam Vinatieri at St. Louis, Dec. 13, 1998  
Matt Bahr at Miami, Nov. 12, 1995  
54 Stephen Gostkowski vs. New Orleans, Oct. 13, 2013  
Adam Vinatieri vs. Cleveland, Dec. 12, 2001  
53 Stephen Gostkowski at Buffalo, Oct. 12, 2014  
Stephen Gostkowski at Houston, Dec. 1, 2013  
Stephen Gostkowski at Houston, Dec. 1, 2013  
Stephen Gostkowski vs. Tampa Bay, Sept. 22, 2013  
Stephen Gostkowski vs. Arizona, Sept. 16, 2012  
Stephen Gostkowski at Denver, Oct. 11, 2009  
Adam Vinatieri vs. Kansas City, Dec. 4, 2000  
Jason Staurovsky vs. Seattle, Oct. 7, 1990  
Gino Cappelletti vs. N.Y. Jets, Nov. 28, 1965

### Most 50-Yard Field Goals Made —

**Career** — 13 Stephen Gostkowski (2006-14)  
8 Adam Vinatieri (1996-05)  
3 Tony Franklin (1984-87)

# PATRIOTS INDIVIDUAL RECORDS

## RUSHING

### **MOST RUSHING ATTEMPTS**

**Career** — 1,385 Sam Cunningham, 1973-79, 1981-82  
1,323 Jim Nance, 1965-71  
1,191 Tony Collins, 1981-87  
958 Curtis Martin, 1995-97  
891 John Stephens, 1988-92

**Season** — 368 Curtis Martin, 1995  
345 Corey Dillon, 2004  
316 Curtis Martin, 1996  
300 Leonard Russell, 1993  
299 Jim Nance, 1966

### **Game** —

40 Curtis Martin vs. NYJ, Sept. 14, 1997 (199 yds)  
38 Jim Nance vs. Oak., Oct. 30, 1966 (208 yds)  
37 Jonas Gray at Ind., Nov. 16, 2014 (201 yds)  
36 Curtis Martin vs. Buf., Oct. 23, 1995 (127 yds)  
35 Curtis Martin vs. Ind., Nov. 24, 1996 (141 yds)  
Curtis Martin at NYJ, Nov. 5 1995 (166 yds)  
Michael LeBlanc vs. Buffalo Oct. 11, 1987 (146 yds)  
John Stephens vs. Chi., Oct. 30, 1988 (124 yds)

### **Seasons Leading League** —

3 Jim Nance, 1966-67, 69

### **MOST RUSHING YARDS**

**Career** — 5,453 Sam Cunningham, 1973-79, 1981-82  
5,323 Jim Nance, 1965-71  
4,647 Tony Collins, 1981-87  
3,799 Curtis Martin, 1995-97  
3,607 Kevin Faulk, 1999-11  
3,391 Don Calhoun, 1975-81

**Season** — 1,635 Corey Dillon, 2004  
1,487 Curtis Martin, 1995  
1,458 Jim Nance, 1966  
1,263 Stevan Ridley, 2012  
1,227 Craig James, 1985  
1,216 Jim Nance, 1967

### **Game** —

212 Tony Collins vs. NY Jets, Sept. 18, 1983 (23 att.)  
208 Jim Nance vs. Oakland, Oct. 30, 1966 (38 att.)  
201 Jonas Gray at Indianapolis, Nov. 16, 2014 (37 att.)  
199 Curtis Martin vs. NY Jets, Sept. 14, 1997 (40 att.)  
196 Robert Edwards at St. Louis, Dec. 13, 1998 (24 att.)  
189 LeGarrette Blount vs. Buffalo, Dec. 29, 2013 (24 att.)  
185 Jim Nance vs. Buffalo, Sept. 24, 1967 (34 att.)

### **Seasons Leading League** —

2 Jim Nance, 1966-67

### **LONGEST RUN FROM SCRIMMAGE**

85 Larry Garron vs. Buffalo, Oct. 22, 1961 (TD)  
80 Carl Garrett vs. Miami, Nov. 9, 1969 (TD)  
77 Robert Weathers vs. Balt., Sept. 4, 1983  
Ron Burton at Denver, Oct. 23, 1960

### **HIGHEST AVERAGE RUSHING GAIN**

#### **Career (450 Attempts) —**

4.34 Stevan Ridley, 2011-14 (649-2,817)  
4.22 Corey Dillon, 2004-06 (753-3,180)  
4.22 Craig James, 1984-88 (585-2,469)  
4.17 Kevin Faulk, 1999-11 (864-3,607)  
4.17 Laurence Maroney, 2006-09 (582-2,430)  
4.16 Carl Garrett, 1969-72 (537-2,235)  
4.14 Don Calhoun, 1975-81 (820-3,391)

#### **Season (100 Attempts) —**

5.59 Don Calhoun, 1976 (129-721)  
5.45 Mosi Tatupu, 1983 (106-578)  
5.05 LeGarrette Blount, 2013 (153-772)  
5.04 Carl Garrett, 1969 (137-691)  
4.94 Craig James, 1984 (160-790)  
4.91 Horace Ivory, 1978 (141-693)

#### **Game (10 Attempts) —**

11.60 Larry Garron vs. Buffalo, Oct. 22, 1961 (10-116)  
11.36 Sam Cunningham at Buffalo, Oct. 20, 1974 (11-125)  
11.14 Laurence Maroney vs. Miami, Dec. 23, 2007 (14-156)

### **MOST RUSHING TOUCHDOWNS**

**Career** — 45 Jim Nance, 1965-71  
43 Sam Cunningham, 1973-79, 1981  
37 Corey Dillon, 2004-06  
35 Steve Grogan, 1975-90  
32 Curtis Martin, 1995-97  
Tony Collins, 1981-87  
29 BenJarvus Green-Ellis, 2008-11

**Season** — 14 Curtis Martin, 1996  
Curtis Martin, 1995  
13 BenJarvus Green-Ellis, 2010  
Corey Dillon, 2006  
12 Stevan Ridley, 2012  
Corey Dillon, 2005  
Corey Dillon, 2004  
Antowain Smith, 2001  
Steve Grogan, 1976

#### **Game** — 4 Jonas Gray at Indianapolis, Nov. 16, 2014

3 Corey Dillon vs. Detroit, Dec. 3, 2006  
Curtis Martin, vs. Miami, Nov. 3, 1996  
Mosi Tatupu at LA Rams, Dec. 11, 1983  
Tony Collins vs. NY Jets, Sept. 18, 1983  
Sam Cunningham at Buffalo, Oct. 20, 1974

#### **Seasons Leading League** —

1 Jim Nance, 1966

### **MOST 100-YARD RUSHING GAMES**

17 Jim Nance (1965-71)  
14 Curtis Martin (1995-97)  
11 Corey Dillon (2004-06)  
11 Sam Cunningham (1973-79, 81-82)

### **MOST 1,000-YARD RUSHING SEASONS**

3 Curtis Martin (1995-97)  
2 Jim Nance (1965-71)



# PATRIOTS INDIVIDUAL RECORDS

## PASSING

### HIGHEST COMPLETION PERCENTAGE

#### Season (100 Attempts) —

.689	Tom Brady, 2007 (578-398)
.659	Tom Brady, 2010 (492-324)
.657	Tom Brady, 2009 (565-371)
.656	Tom Brady, 2011 (611-401)
.641	Tom Brady, 2014 (373-582)
.639	Tom Brady, 2001 (413-264)
.634	Matt Cassel, 2008 (516-327)
.630	Tom Brady, 2012 (637-401)
.630	Tom Brady, 2005 (530-334)

#### Game (20 Attempts) —

.885	Tom Brady vs. Jacksonville, Dec. 27, 2009 (26-23)
.857	Tom Brady vs. Chicago, Oct. 26, 2014 (35-30)
.853	Tom Brady vs. Tennessee, Oct. 18, 2009 (34-29)
.846	Tom Brady at Buffalo, Nov. 3, 2002 (26-22)
.840	Tom Brady at Miami, Nov. 21, 2007 (25-21)
.815	Tom Brady at Atlanta, Oct. 9, 2005 (27-22)
.806	Tom Brady vs. San Diego, Sept. 16, 2007 (31-25)
.800	Tom Brady at Indianapolis, Oct. 21, 2001 (20-16)
	Babe Parilli vs. Miami, Oct. 15, 1967 (20-16)

#### Most Seasons Leading League —

1	Tom Brady, 2007
	Vito (Babe) Parilli, 1961

### MOST COMPLETIONS

<b>Career</b> —	4,551	Tom Brady, 2000-14
	2,544	Drew Bledsoe, 1993-01
	1,879	Steve Grogan, 1975-90
	1,140	Babe Parilli, 1961-67
	876	Tony Eason, 1983-89

<b>Season</b> —	401	Tom Brady, 2012
	401	Tom Brady, 2011
	400	Drew Bledsoe, 1994
	398	Tom Brady, 2007
	380	Tom Brady, 2013
	373	Tom Brady, 2014
		Tom Brady, 2002
	373	Drew Bledsoe, 1996

<b>Game</b> —	45	Drew Bledsoe vs. Minnesota, Nov. 13, 1994
	39	Tom Brady vs. Buffalo, Sept. 14, 2009
	39	Tom Brady vs. Kansas City, Sept. 22, 2002
	39	Drew Bledsoe at Pittsburgh, Dec. 16, 1995

### MOST PASSING YARDS

<b>Career</b> —	53,258	Tom Brady, 2000-14
	29,657	Drew Bledsoe, 1993-01
	26,886	Steve Grogan, 1975-90
	16,747	Vito (Babe) Parilli, 1961-67
	10,732	Tony Eason, 1983-89

<b>Season</b> —	5,235	Tom Brady, 2011
	4,827	Tom Brady, 2012
	4,806	Tom Brady, 2007
	4,555	Drew Bledsoe, 1994
	4,398	Tom Brady, 2009
	4,343	Tom Brady, 2013
	4,110	Tom Brady, 2005
	4,109	Tom Brady, 2014

#### Game —

517	Tom Brady at Miami, Sept. 12, 2011
443	Tom Brady vs. San Francisco, Dec. 16, 2012
432	Tom Brady vs. Pittsburgh, Nov. 3, 2013
426	Drew Bledsoe vs. Minnesota, Nov. 13, 1994
423	Tom Brady vs. San Diego, Sept. 18, 2011
423	Drew Bledsoe vs. Miami, Nov. 23, 1998
422	Babe Parilli vs. Oakland, Oct. 16, 1964
421	Drew Bledsoe at Miami, Sept. 5, 1994
419	Drew Bledsoe vs. Miami, Nov. 3, 1996
418	Tom Brady vs. Cleveland, Dec. 8, 2013
415	Matt Cassel at Miami, Nov. 23, 2008
414	Tony Eason vs. Seattle, Sept. 21, 1986
410	Tom Brady vs. Kansas City, Sept. 22, 2002

#### Seasons Leading League —

2	Tom Brady, 2005, 2007
1	Drew Bledsoe, 1994
	Vito (Babe) Parilli, 1964

### LONGEST PASS COMPLETION

99t	Tom Brady at Miami, Sept. 12, 2011 (to Wes Welker)**
91t	Tom Brady at Ind., Oct. 21, 2001 (to David Patten)
90t	Tony Eason at Chicago, Sept. 15, 1985 (to Craig James)
88t	Jim Plunkett vs. Baltimore, Dec. 19, 1971 (to Randy Vataha)
87t	Tom Sherman vs. NY Jets, Oct. 27, 1968 (to Jim Whalen)
86t	Drew Bledsoe at Pittsburgh, Dec. 6, 1998
	(to Terry Glenn)
84t	Drew Bledsoe vs. Miami, Nov. 3, 1996
	(to Ben Coates)
83t	Tom Brady at NY Jets, Nov. 22, 2012
	(to Shane Vereen)
82t	Tom Brady at Miami, Oct. 19, 2003
	(to Troy Brown in overtime)
81t	Tom Brady vs. Pittsburgh, Nov. 3, 2013
	(to Aaron Dobson)

### FEWEST INTERCEPTIONS THROWN

#### Career (500 Attempts) —

13	Matt Cassel, 2005-08
24	Butch Songin, 1960-61
28	Hugh Millen, 1991-92
44	Mike Taliaferro, 1968-70
48	Tony Eason, 1983-89

#### Season (100 Attempts) —

2	Steve Grogan, 1986 (102 att.)
4	Tom Brady, 2010 (492 att.)
	Scott Zolak, 1992 (100 att.)
	Tony Eason, 1989 (105 att.)
	Steve Grogan, 1982 (122 att.)
5	Tom Hodson, 1990 (156 att.)
	Marc Wilson, 1989 (150 att.)
	Steve Grogan, 1985 (156 att.)
	Matt Cavanaugh, 1980 (105 att.)
	Tom Yewcic, 1962 (126 att.)

#### Lowest Interception Percentage, Season (100 Attempts) —

0.8	Tom Brady, 2010 (4-492)
1.3	Tom Brady, 2012 (8-637)
1.4	Tom Brady, 2007 (8-578)
1.5	Tom Brady, 2014 (9-582)
1.8	Tom Brady, 2013 (11-628)
1.9	Tony Eason, 1984 (8-431)
2.0	Tom Brady, 2011 (12-611)
2.0	Steve Grogan, 1986 (2-102)
2.1	Matt Cassel, 2008 (11-516)
2.2	Tony Eason, 1986 (10-448)

# PATRIOTS INDIVIDUAL RECORDS

## PASSING (Cont.)

### **MOST INTERCEPTIONS THROWN**

#### **Career (500 attempts) —**

208	Steve Grogan, 1975-90
143	Tom Brady, 2000-14
138	Babe Parilli, 1961-67
	Drew Bledsoe, 1993-01
87	Jim Plunkett, 1971-75

#### **Season —**

27	Drew Bledsoe, 1994
	Babe Parilli, 1964
26	Babe Parilli, 1965
25	Jim Plunkett, 1972
24	Babe Parilli, 1967
	Babe Parilli, 1963

#### **Game (25 attempts) —**

6	Steve Grogan vs. San Francisco, Nov. 30, 1980
	Babe Parilli vs. Denver, Sept. 3, 1967
5	Nine times. Most Recent:
	Drew Bledsoe at Miami, Nov. 21, 1999

### **MOST TOUCHDOWN PASSES**

#### **Career —**

392	Tom Brady, 2000-14
182	Steve Grogan, 1975-90
166	Drew Bledsoe, 1993-01
132	Vito (Babe) Parilli, 1961-67
62	Jim Plunkett, 1971-75

\*NFL Record

\*\*Tied NFL

Record

@-Active

### **Most Touchdown Passes continued —**

#### **Season —**

50	Tom Brady, 2007
39	Tom Brady, 2011
36	Tom Brady, 2010
34	Tom Brady, 2012
33	Tom Brady, 2014
31	Vito (Babe) Parilli, 1964
28	Tom Brady, 2009
	Tom Brady, 2004
	Tom Brady, 2002
	Drew Bledsoe, 1997
	Steve Grogan, 1979

#### **Game —**

6	Tom Brady vs. Tennessee, Oct. 18, 2009
	Tom Brady at Miami, Oct. 21, 2007
5	Tom Brady vs. Chicago, Oct. 26, 2014
	Tom Brady at Buffalo, Nov. 18, 2007
	Tom Brady at Dallas, Oct. 14, 2007
	Steve Grogan vs. N.Y. Jets, Sept. 9, 1979
	Vito (Babe) Parilli at Buffalo, Nov. 15, 1964
	Vito (Babe) Parilli vs. Miami, Oct. 15, 1967

#### **Quarter —**

5	Tom Brady vs. Tennessee, Oct. 18, 2009 (2nd Qtr)*
3	Tom Brady vs. Chicago, Oct. 26, 2014 (2nd Qtr)
	Tom Brady at Buffalo, Nov. 18, 2007 (2nd Qtr)
	Tom Brady at Miami, Oct. 21, 2007 (2nd Qtr)

#### **Seasons Leading League —**

3	Tom Brady, 2002, 2007, 2010
1	Steve Grogan, 1979 (tied Brian Sipe of Clev.-28)
	Babe Parilli, 1964

### **MOST 300 YARD PASSING GAMES**

64	Tom Brady (2000-14)
26	Drew Bledsoe (1993-01)
12	Steve Grogan (1975-90)

### **MOST 3,000-YARD PASSING SEASONS**

12	Tom Brady (2000-14)
7	Drew Bledsoe (1993-01)

### **MOST 4,000-YARD PASSING SEASONS**

7	Tom Brady (2000-14)
2	Drew Bledsoe (1993-01)

# PATRIOTS INDIVIDUAL RECORDS

## RECEIVING

### MOST RECEPTIONS

#### Career —

672	Wes Welker, 2007-12
557	Troy Brown, 1993-07
534	Stanley Morgan, 1977-89
490	Ben Coates, 1991-99
431	Kevin Faulk, 1999-11
363	Irving Fryar, 1984-92

#### Season —

123	Wes Welker, 2009
122	Wes Welker, 2011
118	Wes Welker, 2012
112	Wes Welker, 2007
111	Wes Welker, 2008
105	Julian Edelman, 2013
101	Troy Brown, 2001
98	Randy Moss, 2007
97	Troy Brown, 2002

#### Game —

16	Wes Welker at Buffalo, Sept. 25, 2011 (217 yds)
	Troy Brown, vs. K.C., Sept. 22, 2002 (176)
15	Wes Welker vs. N.Y. Jets, Nov. 22, 2009 (192)
13	Julian Edelman at Miami, Dec. 15, 2013 (139)
	Julian Edelman vs. N.Y. Jets, Sept. 12, 2013 (78)
	Wes Welker vs. Denver, Oct. 7, 2012 (104)
	Wes Welker vs. Jacksonville, Dec. 27, 2009 (138)
	Wes Welker vs. Phil., Nov. 25, 2007 (149)
	Deion Branch, at S.D., Sept. 29, 2002 (128)
	Terry Glenn at Cleveland, Oct. 3, 1999 (214)
12	Shane Vereen vs. Cleveland, Dec. 8, 2013 (153)
	Wes Welker at Miami, Dec. 2, 2012 (103)
	Wes Welker vs. Buffalo, Dec. 24, 2011 (138)
	Randy Moss vs. Buff., Sept. 14, 2009 (141)
	Wes Welker vs. Buffalo, Sept. 14, 2009 (93)
	Wes Welker at Seattle, Dec. 7, 2008 (134)
	Troy Brown, vs. K.C., Dec. 4, 2000 (119)
	Ben Coates at Indy, Nov. 27, 1994 (119)

### MOST SEASONS LEADING LEAGUE —

3	Wes Welker (2007, 09, 11)
---	---------------------------

### MOST RECEIVING YARDS

#### Career —

10,352	Stanley Morgan, 1977-89
7,459	Wes Welker, 2007-12
6,366	Troy Brown, 1993-07
5,726	Irving Fryar, 1984-92
5,471	Ben Coates, 1991-99
5,001	Jim Colclough, 1960-68

#### Season —

1,569	Wes Welker, 2011
1,493	Randy Moss, 2007
1,491	Stanley Morgan, 1986
1,354	Wes Welker, 2012
1,348	Wes Welker, 2009
1,327	Rob Gronkowski, 2011
1,264	Randy Moss, 2009
1,199	Troy Brown, 2001
1,175	Wes Welker, 2007

#### Game —

217	Wes Welker at Buffalo, Sept. 25, 2011 (16 rec)
214	Terry Glenn at Cleveland, Oct. 3, 1999 (13)
193	Terry Glenn at Pittsburgh, Dec. 6, 1998 (9)
192	Wes Welker vs. N.Y. Jets, Nov. 22, 2009 (15)
190	Brandon Lloyd vs. San Fran., Dec. 16, 2012 (10)
183	Randy Moss at N.Y. Jets, Sept. 9, 2007 (9)
182	Stanley Morgan vs. Miami, Nov. 8, 1981 (5)
179	Randy Moss at Ind., Nov. 15, 2009 (9)
176	Troy Brown vs. Kansas City, Sept. 22, 2002 (16)

### Longest Reception —

99t	Wes Welker at Miami, Sept. 12, 2011*
91t	David Patten at Indianapolis, Oct. 21, 2001
90t	Craig James at Chicago, Sept. 15, 1985
88t	Randy Vataha vs. Baltimore, Dec. 19, 1971
87t	Jim Whalen vs. N.Y. Jets, Oct. 27, 1968

### Longest Reception continued —

86t	Terry Glenn at Pittsburgh, Dec. 6, 1998
84t	Ben Coates vs. Miami, Nov. 3, 1996
83t	Shane Vereen at N.Y. Jets, Nov. 22, 2012

### HIGHEST AVERAGE GAIN PER RECEPTION

#### Career (150 Minimum) —

20.3	Harold Jackson, 1978-81 (156-3,162)
19.4	Stanley Morgan, 1977-89 (534-10,352)
17.7	Jim Colclough, 1960-68 (283-5,001)
17.3	Shawn Jefferson, 1996-99 (178-3,087)
17.1	Randy Vataha, 1971-76 (178-3,055)
16.2	Jim Whalen, 1965-69 (153-2,487)
15.8	Irving Fryar, 1984-92 (363-5,726)
15.7	Gino Cappelletti, 1960-70 (292-4,589)

#### Season (35 Minimum) —

23.4	Stanley Morgan, 1981 (44-1,029)
22.8	Stanley Morgan, 1979 (44-1,002)
22.5	Harold Jackson, 1979 (45-1,013)
22.0	Stanley Morgan, 1980 (45-991)
21.7	Jim Colclough, 1962 (40-868)

#### Game (4 Minimum) —

36.4	Stanley Morgan vs. Miami, Nov. 8, 1981 (5-182)
35.5	Stanley Morgan vs. S.F., Nov. 30, 1980 (4-142)
	Jim Colclough vs. N.Y. Jets, Oct. 6, 1962 (4-142)
35.0	Aaron Marsh vs. N.Y. Jets, Sept. 22, 1968 (4-140)
34.0	Stanley Morgan at Balt., Nov. 26, 1978 (5-170)

### MOST TOUCHDOWN RECEPTIONS

#### Career —

67	Stanley Morgan, 1977-89
54	Rob Gronkowski, 2010-14
50	Ben Coates, 1991-99
	Randy Moss, 2007-10
42	Gino Cappelletti, 1960-68
39	Jim Colclough, 1960-68
38	Irving Fryar, 1984-92

#### Season —

23	Randy Moss, 2007*
17	Rob Gronkowski, 2011
13	Randy Moss, 2009
12	Stanley Morgan, 1979
	Rob Gronkowski, 2014
11	Rob Gronkowski, 2012
	Randy Moss, 2008
10	Rob Gronkowski, 2010
	Stanley Morgan, 1986
	Jim Colclough, 1962

#### Game —

4	Randy Moss at Buffalo, Nov. 18, 2007
3	Accomplished 12 Times. Most Recent: Rob Gronkowski vs. Chicago, Oct. 26, 2014

#### Quarter —

3	Randy Moss at Buffalo, Nov. 18, 2007**
2	Accomplished nine times. Most Recent: Brandon LaFell at Buffalo, Oct. 12, 2014

### MOST SEASONS LEADING LEAGUE —

2	Randy Moss (2007, 09)
1	Rob Gronkowski (2011)
	Stanley Morgan (1979)

### MOST 100-YARD RECEIVING GAMES

38	Stanley Morgan (1977-89)
28	Wes Welker (2007-12)
18	Randy Moss (2007-10)

### MOST 1,000-YARD RECEIVING SEASONS

5	Wes Welker (2007-12)
3	Randy Moss (2007-10)
3	Stanley Morgan (1977-89)
2	Rob Gronkowski (2010-14)
2	Terry Glenn (1996-01)

\*NFL Record

\*\*NFL Record

# PATRIOTS INDIVIDUAL RECORDS

## INTERCEPTIONS

### MOST INTERCEPTIONS

#### Career —

- 36 Ty Law, 1995-04  
Raymond Clayborn, 1977-89
- 29 Ron Hall, 1961-67  
Roland James, 1980-90  
Fred Marion, 1982-91
- 28 Mike Haynes, 1976-82

#### Season —

- 11 Ron Hall, 1964
- 10 Asante Samuel, 2006
- 9 Ty Law, 1998
- 8 Ronnie Lippett, 1986  
Mike Haynes, 1976

#### Game —

- 3 Eight Times. Most Recent:  
Leigh Bodden vs. N.Y. Jets, Nov. 22, 2009

### MOST INTERCEPTION RETURN YARDAGE

#### Career —

- 583 Ty Law, 1995-04
- 555 Raymond Clayborn, 1977-89
- 476 Ron Hall, 1961-67
- 457 Fred Marion, 1982-91
- 420 Ronnie Lippett 1983-91

#### Season —

- 277 Bob Suci, 1963
- 189 Fred Marion, 1985
- 182 Prentice McCray, 1976
- 181 Otis Smith, 2001
- 159 Ron Hall, 1966

#### Game —

- 118 Prentice McCray at N.Y. Jets, Nov. 21, 1976 (2)
- 110 Fred Marion at Seattle, Nov. 17, 1985 (2)
- 110 Bob Suci vs. Houston, Nov. 1, 1963 (2)
- 100 Jimmy Hitchcock vs. Miami, Nov. 23, 1997 (1)
- 99 Rick Sanford at Chicago, Dec. 5, 1982 (1)

#### Longest Return —

- 100 Jimmy Hitchcock vs. Miami, Nov. 23, 1997 (TD)
- 99 Rick Sanford at Chicago, Dec. 5, 1982 (TD)
- 98 Bob Suci vs. Houston, Nov. 1, 1963 (TD)
- 91 Darius Butler at Houston, Jan. 3, 2010 (TD)
- 90 Victor Green at N.Y. Jets, Sept. 15, 2002 (TD)

### TOUCHDOWNS

#### Career —

- 6 Ty Law, 1995-04
- 4 Tedy Bruschi, 1996-08
- 3 Asante Samuel, 2003-07
- 2 James Sanders 2005-10  
Willie McGinest, 1994-05  
Otis Smith, 1996, 2000-02  
Ronnie Lippett, 1983-91  
Prentice McCray, 1974-80  
Don Webb, 1961-62, 64-71  
John Charles, 1967-69  
Bob Suci, 1963

#### Season —

- 2 Tedy Bruschi LB, 2003  
Tedy Bruschi, LB, 2002  
Ty Law CB, 2001  
Otis Smith CB, 2001  
Ronnie Lippett DB, 1987  
Prentice McCray S, 1976  
Bob Suci DB, 1963  
Don Webb DB, 1961

#### Game —

- 2 Prentice McCray at N.Y. Jets, Nov. 21, 1976

## PUNTING

### MOST PUNTS

#### Career —

- 468 Rich Camarillo, 1981-87
- 377 Tom Yewcic, 1961-66
- 243 Tom Janik, 1969-71
- 222 Mike Patrick, 1975-78
- 215 Tom Tupa, 1996-98

#### Season —

- 103 Shawn McCarthy, 1992
- 92 Rich Camarillo, 1985
- 91 Jeff Feagles, 1988
- 90 Lee Johnson, 1999  
Brian Hansen, 1990
- 89 Lee Johnson, 2000  
Rich Camarillo, 1986

#### Game —

- 11 Ryan Allen, vs. N.Y. Jets, Sept. 12, 2013  
Shawn McCarthy, vs. New Orleans, Nov. 8, 1992  
Rich Camarillo at Chicago, Sept. 15, 1985  
Rich Camarillo at Dallas, Nov. 22, 1984  
Jim Fraser vs. N.Y. Jets, Oct. 2, 1966
- 10 Nine Times, Most Recent:  
Brooks Barnard vs. Miami, Dec. 7, 2003

### MOST PUNTING YARDS

#### Career —

- 19,922 Rich Camarillo, 1981-87
- 14,553 Tom Yewcic, 1961-66
- 9,602 Tom Tupa, 1996-98
- 9,516 Tom Janik, 1969-71
- 8,578 Lee Johnson, 1999-01

#### Season —

- 4,212 Shawn McCarthy, 1992
- 3,953 Rich Camarillo, 1985
- 3,798 Lee Johnson, 2000
- 3,752 Brian Hansen, 1990
- 3,746 Rich Camarillo, 1986

#### Game —

- 514 Ryan Allen, vs. N.Y. Jets, Sept. 12, 2013 (11)  
Rich Camarillo at Chicago, Sept. 15, 1985 (11)
- 479 Rich Camarillo at Dallas, Nov. 22, 1984 (11)
- 436 Bob Scarpitto vs. Oakland, Oct. 6, 1968 (10)
- 427 Rich Camarillo at Oakland, Nov. 1, 1981 (9)

#### Longest Punt —

- 93 Shawn McCarthy at Buffalo, Nov. 3, 1991
- 89 Luke Prestridge vs. Miami, Oct. 21, 1984
- 87 Bob Scarpitto at Denver, Sept. 29, 1968
- 82 Luke Prestridge vs. N.Y. Jets, Oct. 28, 1984
- 76 Lee Johnson, at Cincinnati, Sept. 9, 2001  
Rich Camarillo vs. N.Y. Jets, Sept. 19, 1982

# PATRIOTS INDIVIDUAL RECORDS

## PUNTING (Cont.)

### HIGHEST AVERAGE YARDS PER PUNT

#### Career (100 Punts Min.) —

46.1	Ryan Allen, 2013-14 (142)
44.7	Tom Tupa, 1996-98 (215)
44.2	Zoltan Mesko, 2010-12 (175)
43.6	Josh Miller, 2004-06 (175)
42.6	Rich Camarillo, 1981-87 (468)
42.3	Lee Johnson, 1999-01 (203)
41.5	Chris Hanson, 2007-2009 (149)
40.7	Shawn McCarthy, 1991-92 (169)

#### Season (Qualifiers) —

46.5	Zoltan Mesko, 2011
46.4	Ryan Allen, 2014
45.9	Ryan Allen, 2013
45.8	Tom Tupa, 1997
45.1	Josh Miller, 2005
44.6	Rich Camarillo, 1983
44.5	Tom Tupa, 1998
43.7	Chris Hanson, 2008

#### Season (Qualifiers) continued —

43.7	Rich Camarillo, 1982
43.5	Tom Tupa, 1996

#### Game (4 Punts Min.) —

55.6	Tom Tupa, at Indianapolis, Sept. 7, 1997 (5)
54.3	Pat O'Neill at Detroit, Sept. 25, 1994 (4)
52.5	Ryan Allen vs. New Orleans, Oct. 13, 2013 (4)
52.3	Zoltan Mesko vs. Miami, Dec. 24, 2011 (6)
51.9	Tom Tupa, at Denver, Oct. 6, 1997 (7)
51.6	Josh Miller at Denver, Oct. 16, 2005
51.3	Zoltan Mesko vs. N.Y. Jets, Oct. 9, 2011 (4)
	Tom Tupa, vs. San Diego, Aug. 31, 1997 (4)
51.2	Tom Tupa, vs. Indianapolis, Nov. 30, 1997 (5)
	Shawn McCarthy at Buffalo, Nov. 3, 1991 (5)

### HIGHEST NET AVERAGE YARDS PER PUNT

#### Rookie Season (50 Punts Min.) —

39.9	Ryan Allen, 2013 (76-3,491)
38.4	Zoltan Mesko, 2010 (58-2,505)

## PUNT RETURNS

### MOST PUNT RETURNS

#### Career —

252	Troy Brown, 1993-07
206	Irving Fryar, 1984-92
142	David Meggett, 1995-97
131	Julian Edelman, 2009-14
114	Wes Welker, 2007-12
111	Mike Haynes, 1976-82
101	Kevin Faulk, 1999-2011

#### Season —

52	David Meggett, 1996
45	David Meggett, 1997
	David Meggett, 1995
	Mike Haynes, 1976
39	Troy Brown, 2000

#### Game —

10	Ronnie Harris at Pittsburgh, Dec. 5, 1993
7	Kevin Faulk at Green Bay, Nov. 19, 2006
	David Meggett vs. N.Y. Jets, Dec. 10, 1995
	Ray Crittenden vs. Green Bay, Oct. 2, 1994
	Irving Fryar at Dallas, Nov. 22, 1984
6	12 Times. Most Recent: Julian Edelman vs. N.Y. Jets, Sept. 12, 2013

#### Most Seasons Leading League —

1	Ron Burton, 1962
	Fred Bruney, 1961

### MOST PUNT RETURN YARDS

#### Career —

2,625	Troy Brown, 1993-07
2,055	Irving Fryar, 1984-91
1,611	Julian Edelman, 2009-14
1,438	David Meggett, 1995-97
1,185	Wes Welker, 2007-12
1,159	Mike Haynes, 1976-81

#### Season —

608	Mike Haynes, 1976
588	David Meggett, 1996
520	Irving Fryar, 1985
517	Mack Herron, 1974

#### Game —

156	Mike Haynes vs. Buffalo, Nov. 7, 1976
133	Stanley Morgan vs. Buffalo, Nov. 20, 1977
133	Irving Fryar at Buffalo, Sept. 22, 1985
126	Billy Johnson vs. Houston, Nov. 5, 1967

### LONGEST PUNT RETURN

94	Julian Edelman vs. Miami, Jan. 2, 2011 (TD)
89	Mike Haynes vs. Buffalo, Nov. 7, 1976 (TD)

#### Longest Punt Return continued—

85	Troy Brown, vs. Cleveland, Dec. 9, 2001 (TD)
	Irving Fryar at Buffalo, Sept. 22, 1985 (TD)
84	Julian Edelman vs. Denver, Nov. 2, 2014 (TD)
80	Stanley Morgan vs. Balt., Nov. 18, 1979 (TD)
77	Irving Fryar vs. Indianapolis, Nov. 10, 1985 (TD)
75	Roland James vs. N.Y. Jets, Nov. 2, 1980 (TD)
72	Julian Edelman vs. KC, Nov. 21, 2011 (TD)
69	Wes Welker at Indianapolis, Nov. 15, 2009
68	Julian Edelman vs. Ind, Nov. 18, 2012 (TD)

### HIGHEST PUNT RETURN AVERAGE

#### Career (20 Returns) —

12.3	Julian Edelman, 2009-14 (131-1,611)
12.0	Mack Herron, 1973-75 (74-888)
11.3	Carl Garrett, 1969-72 (43-487)
10.4	Wes Welker, 2007-2012 (114-1185)
	Troy Brown, 1993-07 (252-2625)
	Mike Haynes, 1976-82 (111-1159)
	Stanley Morgan, 1977-89 (92-960)
10.1	David Meggett, 1995-97 (142-1438)

#### Season (15 Returns) —

15.5	Julian Edelman, 2012
15.3	Julian Edelman, 2010
14.8	Mack Herron, 1974
14.2	Troy Brown, 2001
14.1	Irving Fryar, 1985
13.5	Mike Haynes, 1976
12.9	Troy Brown, 2000
12.5	Wes Welker, 2009

#### Game (3 Returns) —

39.0	Mike Haynes vs. Buffalo, Nov. 7, 1976 (4)
35.7	Ricky Smith vs. Baltimore, Sept. 4, 1981 (3)

#### Most Seasons Leading League —

1	Troy Brown, 2001
	Irving Fryar, 1985

### MOST PUNT RETURN TOUCHDOWNS

#### Career —

4	Julian Edelman, 2009-14
3	Troy Brown, 1993-07
	Irving Fryar, 1984-91
2	Mike Haynes, 1976-81

#### Season —

2	Troy Brown, 2001
	Irving Fryar, 1985
	Mike Haynes, 1976

#### Game —

1	Accomplished 15 Times, Most Recent: Julian Edelman vs. DEN on Nov. 2, 2014 (84 yds)
---	--



# PATRIOTS INDIVIDUAL RECORDS

## KICKOFF RETURNS

### MOST KICKOFF RETURNS

#### Career —

- 181 Kevin Faulk, 1999-2011
- 107 Stephen Starring, 1983-87
- 105 Ellis Hobbs, 2005-08
- David Meggett, 1995-97
- 102 Bethel Johnson, 2003-05

#### Season —

- 48 Stephen Starring, 1985
- 45 Derrick Cullors, 1998
- Ellis Hobbs, 2008
- 42 Ricky Smith, 1983
- 41 Brandon Tate, 2010
- Bethel Johnson, 2004
- Mack Herron, 1973

#### Game —

- 8 Willie Porter vs. NY Jets, Sept. 22, 1968
- 7 Bethel Johnson vs. Indianapolis, Nov. 7, 2005
- Deion Branch vs. Kansas City, Sept. 22, 2002
- Deion Branch at Chicago, Nov. 10, 2002
- Kevin Faulk vs. N.Y. Jets, Dec. 22, 2002
- Tony Collins vs. Dallas, Sept. 21, 1981

### Most Seasons Leading League —

- 1 Jon Vaughn, 28.2 (20-564), 1992
- Horace Ivory, 27.6 (36-992), 1980
- Raymond Clayborn, 31.0 (28-869), 1977

### MOST KICKOFF RETURN YARDS

#### Career —

- 4,098 Kevin Faulk, 1999-11
- 2,913 Ellis Hobbs, 2005-08
- 2,561 David Meggett, 1995-97
- 2,557 Bethel Johnson, 2003-05
- 2,299 Larry Garron, 1960-68

#### Season —

- 1,281 Ellis Hobbs, 2008
- 1,092 Mack Herron, 1973
- 1,085 Derrick Cullors, 1998
- 1,057 Brandon Tate, 2010
- 1,016 Bethel Johnson, 2004
- 1,012 Stephen Starring, 1985

#### Game —

- 237 Ellis Hobbs vs. Miami, Sept. 21, 2008
- 220 Kevin Faulk vs. N.Y. Jets, Dec. 22, 2002
- 206 Allen Carter at Baltimore, Dec. 21, 1975
- 201 Deion Branch vs. Kansas City, Sept. 22, 2002

### LONGEST KICKOFF RETURN

- 108 Ellis Hobbs at N.Y. Jets, Sept. 9, 2007 (TD)
- 104 Devin McCourty vs. N.Y. Jets, Oct. 21, 2012 (TD)
- 103 Brandon Tate at Miami, Oct. 4, 2010 (TD)
- 101 Raymond Clayborn at Balt., Dec. 18, 1977 (TD)
- 100 Jon Vaughn at Cincinnati, Dec. 20, 1992 (TD)
- Raymond Clayborn at NYJ., Oct. 2, 1977 (TD)
- 99 Allen Carter at Baltimore, Dec. 21, 1975 (TD)
- Jon Vaughn at Phoenix, Sept. 29, 1991 (TD)

### HIGHEST KICKOFF RETURN AVERAGE

#### Career (30 Returns) —

- 27.7 Ellis Hobbs, 2005-08 (105-2913)
- 27.2 Allen Carter, 1975-76 (33-898)
- 27.0 Raymond Clayborn, 1977-89 (57-1,538)
- 26.5 Horace Ivory, 1977-81 (45-1,191)

#### Season (12 Returns) —

- 31.0 Raymond Clayborn, 1977
- 29.1 LeGarrette Blount, 2013
- 28.6 Larry Garron, 1962
- 28.5 Ellis Hobbs, 2008
- 28.4 Jess Phillips, 1976
- 28.3 Carl Garrett, 1969

### Game (3 Returns) —

- 52.0 Ellis Hobbs at N.Y. Jets, Sept. 9, 2007 (3)
- 51.0 Brandon Tate at Miami, Oct. 4, 2010 (3)
- 49.3 Ron Burton vs. Dallas Texans, Nov. 3, 1961 (3)
- 47.0 Horace Ivory at Baltimore, Oct. 19, 1980 (3)

### MOST KICKOFF RETURN TOUCHDOWNS

#### Career —

- 3 Raymond Clayborn, 1977-89
- Ellis Hobbs, 2005-08
- 2 Kevin Faulk, 1999-2011
- Brandon Tate, 2009-2010
- Bethel Johnson, 2003-05
- Jon Vaughn, 1991-92
- Larry Garron, 1960-68

#### Season —

- 3 Raymond Clayborn, 1977
- 2 Brandon Tate, 2010
- Kevin Faulk, 2002

#### Game —

- 1 25 times. Most Recent:  
Devin McCourty vs. N.Y. Jets, Dec. Oct. 21, 2012

## FUMBLES

### MOST FUMBLES

#### Career —

- 94 Tom Brady, 2000-14
- 81 Steve Grogan, 1975-90
- 68 Drew Bledsoe, 1993-01
- 49 Sam Cunningham, 1973-79, 1981-82
- 42 Vito (Babe) Parilli, 1961-67
- Tony Collins, 1981-87

#### Season —

- 13 Tom Brady, 2003
- 12 Tom Brady, 2006
- Tom Brady, 2001
- Steve Grogan, 1979
- Sam Cunningham, 1975
- Mack Herron, 1974

#### Game —

- 4 Vito (Babe) Parilli vs. Denver, Nov. 6, 1966
- 4 Scott Zolak at Atlanta, Oct. 1, 1995
- 3 Four Times. Most recent:  
Tom Brady vs. N.Y. Jets, Sept. 21, 2003

### MOST OWN FUMBLE RECOVERIES

#### Career —

- 34 Steve Grogan, 1975-90
- 27 Drew Bledsoe, 1993-01
- 26 Tom Brady, 2000-14
- 19 Vito (Babe) Parilli, 1961-67

#### Season —

- 6 Drew Bledsoe, 1999
- Steve Grogan, 1987
- Vito (Babe) Parilli, 1963
- Ricky Smith, 1983
- 5 Tom Brady, 2002, 2013
- Drew Bledsoe, 1993
- Vito (Babe) Parilli, 1964

#### Game —

- 2 Nine times. Most Recent:  
Drew Bledsoe at Kansas City, Oct. 10, 1999

# PATRIOTS INDIVIDUAL RECORDS

## FUMBLES (Cont.)

### MOST FORCED FUMBLES (SINCE 1992)

**Season —**

5	Rob Ninkovich, 2012 Brandon Spikes, 2012 Mike Vrabel, 2007
---	--

**Game —**

3	Mike Vrabel vs. Washington, Oct. 28, 2007
2	Accomplished seven times. Most recent: Rob Ninkovich vs. Denver, Oct. 7, 2012

### MOST OPPONENT FUMBLE RECOVERIES

**Career —**

19	Andre Tippett, 1982-88,90-93
16	Steve Nelson, 1974-87
15	Willie McGinest, 1994-2005
	Jim Hunt, 1960-70
14	Raymond Hamilton, 1973-80
13	Bob Dee, 1960-67 Rob Ninkovich, 2009-14

**Season —**

5	Bob Dee, 1961
4	Accomplished 12 Times. Most Recent: Rob Ninkovich, 2012 Vince Wilfork, 2012

**Game —**

3	Steve Nelson vs. Philadelphia, Oct. 8, 1978*
2	Accomplished 21 times. Most recent: Steve Gregory at N.Y. Jets, Nov. 22, 2012

### MOST FUMBLE RETURN YARDS

**Career —**

101	Brent Williams, 1986-93
84	Rob Ninkovich, 2009-14
75	Andre Tippett, 1982-93

**Season —**

68	Richard Seymour, 2004
63	Rob Ninkovich, 2010
54	Brent Williams, 1986
53	Chad Eaton, 1999

**Game —**

68	Richard Seymour at Buffalo, Oct. 3, 2004 (1)
63	Rob Ninkovich at San Diego, Oct. 24, 2010 (1-opp)
52	Chuck Shonta vs. N.Y. Titans, Sept. 17, 1960 (1-opp)
51	Jim Hunt vs. Houston, Dec. 15, 1968 (1-opp)

### LONGEST FUMBLE RETURN

68	Richard Seymour at Buffalo, Oct. 3, 2004 (TD)
63	Rob Ninkovich at San Diego, Oct. 24, 2010
52	Chuck Shonta vs. N.Y. Titans, Sept. 17, 1960 (TD)
51	Jim Hunt vs. Houston, Dec. 15, 1968

### MOST FUMBLE RETURN TOUCHDOWNS

**Own Fumbles Recovered For TD —**

1	Nine players. Most recent: Brandon Lloyd vs. Houston, Dec. 10, 2012
---	--

**Opponents' Fumbles Recovered For TD —**

1	Accomplished many times. Most recent: Rob Ninkovich vs. Chicago, Oct. 26, 2014 (15 yds, TD)
---	--

### MOST STRIP SACKS

**Season —**

5	Mike Vrabel, 2007 (4 recovered by NE)
4	Rob Ninkovich, 2012 (3 recovered by NE) Mike Vrabel, 2003 (1 recovered by NE)

## SACKS \*

### MOST SACKS

**Career —**

100.0	Andre Tippett, 1982-88,90-93
79.5	Julius Adams, 1971-87
78.0	Willie McGinest, 1994-05
70.0	Tony McGee, 1974-81
54.0	Ray Hamilton, 1973-81

**Season —**

18.5	Andre Tippett, 1984
16.5	Andre Tippett, 1985
12.5	Mike Vrabel, 2007 Andre Tippett, 1987
11.5	Chandler Jones, 2013 Tony McGee, 1978
10.5	Tony McGee, 1979

**Rookie Season —**

10.5	Garin Veris, 1985
9.0	Chris Slade, 1993

**Game —**

4.0	Andre Carter at N.Y. Jets, Nov. 13, 2011 Julius Adams at Atlanta, Dec. 4, 1977 Tony McGee at Baltimore, Nov. 16, 1978 Mike Hawkins vs. N.Y. Jets, Sept. 9, 1979
3.5	Andre Tippett at Buffalo, Oct. 26, 1986 Chris Slade vs. San Diego, Nov. 20, 1994
3.0	32 Times. Most Recent: Rob Ninkovich at Buffalo, Oct. 12, 2014

\*Sacks have only been an official NFL statistic since 1982. Sack totals shown here reflect all-time Patriots totals.

### PATRIOTS CAREER SACK LEADERS

Player	Sacks	Career Years
1. Andre Tippett	100.0	1982-93
2. Julius Adams	79.5	1971-87
3. Willie McGinest	78.0	1994-05
4. Tony McGee	70.0	1974-81
5. Ray Hamilton	54.0	1973-81
6. Chris Slade	51.0	1993-00
7. Mike Vrabel	48.0	2001-08
8. Larry Eisenhauer	47.5	1961-69
9. Brent Williams	43.5	1986-93
10. Houston Antwine	39.0	1961-71
Richard Seymour	39.0	2001-08
12. Garin Veris	36.0	1985-91
13. Rob Ninkovich	35.5	2009-14
14. Richard Bishop	32.5	1976-81
15. Tedy Bruschi	30.5	1996-08
16. Jim Lee Hunt	30.0	1960-70
17. Don Blackmon	29.5	1981-87
18. Jarvis Green	28.0	2002-09
19. Bob Dee	27.5	1960-67
20. Rosevelt Colvin	26.5	2003-08
21. Chandler Jones	23.5	2012-14
22. Rod Shoate	23.0	1975-81
Tully Banta-Cain	23.0	2003-06, 09-10
24. Mel Lunsford	21.5	1973-80
25. Henry Thomas	21.0	1997-00
Ty Warren	21.0	2003-10
27. Steve Nelson	20.0	1974-87
28. Nick Buoniconti	18.0	1962-68
29. Ken Sims	17.0	1982-89
30. Vincent Brown	16.5	1988-95
31. Vince Wilfork	16.0	2004-14
Johnny Rembert	16.0	1983-92
33. Toby Williams	15.5	1983-88
34. Tom Addison	15.0	1960-67
Mike Jones	15.0	1994-97
Mike Wright	15.0	2005-11

# PATRIOTS TEAM RECORDS

Note: Number of games per season: 1960-1977 (14); 1978-81 (16); 1982 (9); 1983-86 (16); 1987 (15), and 1988-14 (16).

## VICTORIES

### MOST VICTORIES

**Season—**

16	2007*
14	2010, 2004, 2003
13	2011
12	2014, 2013, 2012, 2006
11	2008, 2001, 1996, 1986, 1985, 1978, 1976

### FEWEST VICTORIES

**Season—**

1	1990
2	1992, 1981, 1970
3	1975, 1972, 1967

\*-NFL Record

### GREATEST REGULAR SEASON COMEBACKS

Rank	Date	Opponent	Largest Deficit	Largest Deficit Score	Final Score
1	11/24/13	Denver	24 Points	24-0	34-31 (OT)
2	09/16/84	Seattle	23 Points	23-0	38-23
3	12/21/96	@ N.Y. Giants	22 Points	22-0	23-22
4t	11/10/02	@ Chicago	21 Points	27-6	33-30
4t	09/19/99	Indianapolis	21 Points	21-0, 28-7	31-28
4t	11/10/96	@ N.Y. Jets	21 Points	21-0	31-27
4t	01/01/12	Buffalo	21 Points	21-0	49-21
8	11/13/94	Minnesota	20 Points	20-0	26-20

## SCORING

### MOST POINTS SCORED

**Season (Points)—**

589	2007
557	2012
518	2010
513	2011
468	2014
444	2013
441	1980
437	2004

### Season (Average)—

36.8	2007
34.0	2012
32.4	2010
32.1	2011
29.5	1961
29.3	2014
27.8	2013

### Game—

59	vs. Indianapolis, Nov. 18, 2012
	vs. Tennessee, Oct. 18, 2009
56	at Buffalo, Nov. 18, 2007
	vs. N.Y. Jets, Sept. 9, 1979
55	vs. Pittsburgh, Nov. 3, 2013
	vs. N.Y. Jets, Oct. 29, 1978
52	at Buffalo, Sept. 30, 2012
	vs. Washington, Oct. 28, 2007
	vs. Buffalo, Oct. 22, 1961
51	vs. Chicago, Oct. 26, 2014

### Quarter—

1st:	21 at Oakland, Dec. 14, 2008
	21 vs. N.Y. Jets, Oct. 29, 1978
	21 at Miami, Dec. 15, 1974
2nd:	35 at N.Y. Jets, Nov. 22, 2012
	35 vs. Tennessee, Oct. 18, 2009
3rd:	24 vs. Miami, Dec. 14, 2014
	22 vs. Dallas (Texans), Nov. 18, 1960
4th:	31 at Buffalo, Sep. 30, 2012
	28 vs. Pittsburgh, Nov. 3, 2013
	27 vs. Baltimore, Nov. 23, 1980

### Game, Both Teams Combined—

86	NE 55, vs. PIT 31, Nov. 3, 2013
86	at BOS 43, OAK 43 (tie), Oct. 16, 1964
84	NE 46, at BAL 38, Oct. 6, 1996
83	NE 59, IND 24, Nov. 18, 2012
79	at NE 41, KC 38, Sept. 22, 2002 (ot)
78	NYJ 47, at BOS 31, Sept. 22, 1968

### FEWEST POINTS SCORED

**Season—**

143	1982 (9 games)
149	1970
181	1990
192	1972
205	1992
211	1991
229	1968

### Game—

0	20 Times: Most recent: at Miami 21, Patriots 0, Dec. 10, 2006
---	---

### Game, Both Teams Combined—

3	at NE 3, MIA 0, Dec. 12, 1982
6	NYJ 6, at NE 0, Nov. 28, 1993
	IND 6, at NE 0, Dec. 6, 1992
7	HOU 7, at NE 0, Sept. 21, 1975
9	at NE 7, CIN 2, Dec. 12, 1993
	NE 6, at MIA 3, Nov. 20, 1988
	NE 6, at NYJ 3, Dec. 15, 1991

### GREATEST MARGIN OF VICTORY

**Game—**

59	at NE 59, TEN 0, Oct. 18, 2009
53	at NE 56, NYJ 3, Sept. 9, 1979
46	NE 56, at BUF 10, Nov. 18, 2007
45	at NE 52, WAS 7, Oct. 28, 2007
42	NE 45, NYJ 3, Dec. 6, 2010
	at BOS 45, HOU 3, Nov. 1, 1963

### GREATEST MARGIN OF DEFEAT

**Game—**

52	at MIA 52, NE 0, Nov. 12, 1972
42	at G.B. (Mil.) 45, NE 3, Oct. 9, 1988
38	at NYJ 45, NE 7, Sept. 26, 1993
	at CIN 45, NE 7, Dec. 20, 1970
	at MIA 41, NE 3, Oct. 17, 1971

### MOST TOUCHDOWNS

**Season—**

75	2007
67	2012
65	2010
61	2011
52	2014, 1980, 1961
50	2009
49	2004, 1979
48	1996, 1976

### Game—

8	vs. Indianapolis, Nov. 18, 2012
	vs. Tennessee, Oct. 18, 2009
	at Buffalo, Nov. 18, 2007
	vs. N.Y. Jets, Sept. 9, 1979
	vs. N.Y. Jets, Oct. 29, 1978
7	Eight times: Most recent: vs. Pittsburgh, Nov. 3, 2013

### MOST NON-OFFENSIVE TOUCHDOWNS

**Season—**

9	2010 (4 Int, 2 KO, 1 blocked FG, 1 Fum)
1961	(2 Int, 2 KO, 2 blocked punts, 3 Fum)

### FEWEST TOUCHDOWNS

**Season—**

17	1982 (9 games)
18	1970
19	1990
22	1991

### MOST PATS

**Season—**

74	2007
66	2012
62	2010

### Season (Cont.)—

59	2011
51	2014, 1980
48	2004, 1961

### FEWEST PATS

**Season—**

15	1982 (9 games)
17	1970
19	1990, 1991
22	1992

### MOST FGS ATTEMPTED

**Season—**

41	2013, 1986
40	2008, 1989
38	1998, 1964
38	1963
37	2014, 1962

### Game—

7	vs. Ind. Dec. 3, 1989
	at Cin., Nov. 16, 1969
	at Buffalo, Sept. 24, 1967
	at S.D., Sept. 20, 1964
6	vs. Jax, Sept. 22, 1996
	vs. Denver, Oct. 4, 1964

### FEWEST FGS ATTEMPTED

**Season—**

13	1982 (9 games)
16	1972
17	1975, 1992
21	1971, 1977
22	1970, 1974, 1983, 1990

### MOST FGS MADE

**Season—**

38	2013
36	2008
35	2014
32	1986
31	2004, 1998

### Game—

6	at Denver, Oct. 4, 1964
5	vs. Cincinnati, Oct. 5, 2014
	vs. Buffalo, Nov. 14, 2004
	vs. Jax, Sept. 22, 1996
	vs. Indianapolis, Dec. 3, 1989

### FEWEST FGS MADE

**Season—**

8	1982 (9 gm), 1972, 1970, 1960
9	1983, 1975
11	1992

### LONGEST DRIVES

**Most Plays—**

19	vs. Buffalo, Nov. 9, 2008
	19-92, 9:08, TD
	at N.Y. Jets, Sept. 15, 2002
	19-70, 6:40, FG
18	at Indianapolis, Oct. 22, 2000
	18-89, 8:43, TD
18	Buffalo, Dec. 13, 1981,
	18-64, 8:05, FG

# PATRIOTS TEAM RECORDS

## FIRST DOWNS

### MOST TOTAL FIRST DOWNS

#### Season—

444 2012\*  
399 2011  
393 2007  
378 2013  
373 2009  
361 2014  
356 2008  
348 1994

#### Game—

35 vs. Denver, Oct. 7, 2012  
34 vs. Washington, Oct. 28, 2007  
33 at Indianapolis, Nov. 16, 2014  
vs. Pittsburgh, Nov. 3, 2013  
at Buffalo, Sept. 30, 2012  
at Baltimore, Sept. 23, 2012  
32 vs. Chicago, Oct. 26, 2014  
vs. San Francisco, Dec. 16, 2012  
vs. Tennessee, Oct. 18, 2009  
at Buffalo, Dec. 11, 2005

### FEWEST TOTAL FIRST DOWNS

#### Season—

146 1982 (9 games)  
166 1969  
181 1968  
184 1970  
190 1971

#### Game—

5 at N.Y. Jets, Nov. 22, 1970  
6 at K.C., Oct. 11, 1970  
vs. N.O., Nov. 8, 1992

### MOST RUSHING FIRST DOWNS

#### Season—

181 1978\*  
151 2012  
150 1976  
145 2008  
139 1980

\*NFL Record

#### Game—

21 vs. Denver, Nov. 28, 1976  
19 at Buffalo, Sept. 30, 2012  
18 vs. Denver, Oct. 7, 2012  
vs. N.Y. Jets, Oct. 18, 1976  
17 at Indianapolis, Nov. 16, 2014  
at Buffalo, Nov. 5, 1978  
vs. Buffalo, Dec. 10, 1978

### FEWEST RUSHING FIRST DOWNS

#### Season—

55 1965  
63 1970  
64 1969  
65 1990  
66 1964

#### Game—

0 at Pittsburgh, Oct. 31, 2004  
at N.O., Nov. 30, 1986  
at Buffalo, Oct. 26, 1980  
at N.Y. Jets, Nov. 22, 1970  
1 20 times. Most recent:  
vs. N.Y. Jets, Sept. 12, 2013

### MOST PASSING FIRST DOWNS

#### Season—

262 2011  
256 2012  
243 1994, 2007  
228 2014  
225 2013  
222 2009  
207 1995  
206 1996  
204 2005  
202 1986

#### Game—

25 vs. Chicago, Oct. 26, 2014  
23 vs. San Diego, Sept. 18, 2011  
22 vs. Detroit, Nov. 23, 2014  
vs. San Fran., Dec. 16, 2012  
vs. Buffalo, Sept. 14, 2009  
at Cin., Sept. 18, 1994  
vs. Min., Nov. 13, 1994  
vs. Den., Nov. 2, 2014

### FEWEST PASSING FIRST DOWNS

#### Season—

63 1982 (nine games)  
87 1969  
94 1971, 1968  
95 1976  
98 1970

#### Game—

0 at Miami, Dec. 8, 1968  
at T.B., Dec. 12, 1976  
1 vs. N.O., Dec. 4, 1983  
vs. Miami, Dec. 12, 1982

### MOST PENALTY FIRST DOWNS

#### Season—

43 2013  
37 2014, 2012, 2009  
35 1986  
34 2013, 1989  
31 2004, 2000  
30 2011, 1996, 1993  
29 2005, 1998, 1965

#### Game—

8 at Baltimore, Sept. 23, 2012  
7 at Houston, Sept. 19, 1965  
6 vs. Kansas City, Oct. 11, 1998  
5 17 times. Most Recent:  
at San Diego, Dec. 7, 2014

### FEWEST PENALTY FIRST DOWNS

#### Season—

9 1982 (nine games)  
11 1971, 1991  
14 1977, 1992  
15 1969, 1976, 1985

#### Game—

0 Many times. Most recent:  
vs. Indianapolis, Nov. 18, 2012

### MOST OFFENSIVE PLAYS

#### Game

94 Dec. 17, 1989 at Pittsburgh  
92 Dec. 16, 2012 vs. San Francisco  
92 Nov. 23, 2003 at Houston  
89 Oct. 7, 2012 vs. Denver  
89 Sept. 8, 2013 at Buffalo

## TOTAL NET YARDS

### MOST TOTAL NET YARDS

#### Season—

6,848 2011  
6,846 2012  
6,580 2007  
6,357 2009  
6,152 2013  
5,965 1978  
5,848 2014  
5,847 2008  
5,820 2010  
5,776 1994

#### Game—

622 at Miami, Sept. 12, 2011  
619 vs. Tennessee, Oct. 18, 2009  
610 vs. Pittsburgh, Nov. 3, 2013  
597 vs. N.Y. Jets, Sept. 9, 1979  
580 at Buffalo, Sept. 30, 2012  
531 vs. Houston, Dec. 18, 1965  
530 at Miami, Nov. 23, 2008  
529 vs. N.Y. Jets, Oct. 29, 1978  
520 vs. San Francisco, Dec. 16, 2012

### FEWEST TOTAL NET YARDS

#### Season—

2,626 1970  
2,633 1982 (9 games)

### Season (Cont.)—

3,127 1968  
3,419 1969  
3,556 1971

#### Game—

57 vs. N.Y. Jets, Sept. 19, 1982  
82 vs. K.C., Sept. 21, 1969  
83 vs. Oakland, Oct. 22, 1967  
80 at N.Y. Jets, Nov. 22, 1970  
92 at Denver, Nov. 11, 1979

RECORDS

## RUSHING

### MOST RUSHING ATTEMPTS

#### Season—

671 1978  
603 1977, 1989  
591 1976  
588 1980, 1988  
565 1985

#### Game—

62 vs. Den., Nov. 28, 1976 (332 yds)  
60 at Seattle, Dec. 19, 1982 (249)  
58 vs. Ind., Dec. 26, 1993 (257)

### Game (Cont.)—

Four times. Most recent:  
55 vs. Seattle, Dec. 4, 1988 (171)  
54 Four Times. Most Recent:  
vs. Denver, Oct. 7, 2012

### FEWEST RUSHING ATTEMPTS

#### Season—

324 1982 (9 games)  
334 1970  
363 1960  
367 1969

### Season (Cont.)—

373 1965  
381 1964  
383 1990  
386 1972

#### Game—

6 at Pittsburgh, Oct. 31, 2004  
(5 yards)  
9 vs. Pittsburgh, Dec. 9, 2007 (22)  
vs. Denver, Nov. 17, 1996 (17)  
10 vs. N.Y. Jets, Oct. 12, 1986 (17)  
\*NFL Record

# PATRIOTS TEAM RECORDS

## RUSHING (Cont.)

### MOST RUSHING YARDS

#### Season—

3,165 1978\*  
2,948 1976  
2,605 1983  
2,331 1985  
2,303 1977

#### Game—

332 vs. Denver, Nov. 28, 1976  
330 vs. N.Y. Jets, Oct. 18, 1976  
328 vs. N.Y. Jets, Sept. 18, 1983  
296 vs. Oakland, Oct. 3, 1976  
281 vs. Oakland, Oct. 30, 1966  
vs. Cin., Dec. 22, 1985

\*NFL Record

### FEWEST RUSHING YARDS

#### Season—

1,040 1970  
1,117 1965  
1,332 1994  
1,347 1982  
1,361 1964

#### Game—

2 at N.O., Nov. 30, 1986 (18 att)  
5 at Pittsburgh, Oct. 31, 2004 (6)  
8 vs. Houston, Nov. 25, 1960 (14)  
17 vs. Denver, Nov. 17, 1996 (9)  
vs. N.Y. Jets, Oct. 12, 1986 (10)  
vs. Wash., Sept. 23, 1984 (11)  
at L.A. Chargers, Oct. 28, 1960 (24)

### MOST RUSHING TOUCHDOWNS

#### Season—

30 1978  
25 2012  
24 1976  
23 1981  
21 2008, 1974  
20 2006

#### Game—

4 Eight Times. Most Recent:  
at Indianapolis, Nov. 16, 2014

### FEWEST RUSHING TOUCHDOWNS

#### Season—

3 1982 (9 games)  
4 1990  
6 1997, 1992  
7 1971  
8 1968, 1965

## PASSING

### MOST PASS ATTEMPTS

#### Season—

699 1994  
686 1995  
641 2012  
628 2013, 1996  
612 2011  
610 1989

#### Game—

70 vs. Minn., Nov. 13, 1994\*\*  
65 vs. San Fran., Dec. 16, 2012  
60 at Pitt., Dec. 16, 1995  
59 vs. Denver, Oct. 8, 1995  
vs. N.O., Nov. 12, 1989  
58 at Seattle, Oct. 14, 2012  
56 at Miami., Sept. 7, 2014

### FEWEST PASS ATTEMPTS

#### Season—

187 1982 (9 games)  
305 1977  
309 1976  
330 1971  
338 1969

#### Game—

5 vs. Miami, Dec. 12, 1982 (2 cmp.)  
8 at Buffalo, Dec. 28, 2008 (6)  
9 vs. Miami, Nov. 9, 1969 (2)  
10 Three times. Most recent:  
vs. Seattle, Dec. 4, 1988 (5)  
11 Four Times. Most Recent:  
vs. Indianapolis, Dec. 26, 1993 (9)  
12 vs. Buffalo, Oct. 20, 1968 (4)

### MOST COMPLETIONS

#### Season—

405 1994  
403 2007  
402 2012, 2011  
392 2014  
390 2009  
380 2013  
374 2002, 1996  
352 2005

#### Game—

45 vs. Minn., Nov. 13, 1994  
39 vs. Buffalo, Sept. 14, 2009  
vs. K.C., Sept. 22, 2002  
at Pitt., Dec. 16, 1995  
38 vs. Detroit, Nov. 23, 2014  
vs. Tennessee, Oct. 18, 2009  
36 5 Times. Most Recent:  
vs. San Fran., Dec. 16, 2012

\*\*Tied NFL Record

### FEWEST COMPLETIONS

#### Season—

93 1982 (9 games)  
146 1976  
159 1971  
160 1977, 1968  
162 1969

#### Game—

2 vs. Miami, Nov. 9, 1969 (9 att.)  
vs. Miami, Dec. 12, 1982 (5)  
3 vs. N.O., Dec. 4, 1983 (10)  
at Cleveland, Nov. 21, 1982 (11)  
4 Four times. Most recent:  
vs. Buffalo, Oct. 11, 1987 (13)  
5 Seven times. Most Recent:  
vs. Seattle, Dec. 4, 1988 (10)

### MOST NET PASSING YARDS

#### Season—

5,084 2011  
4,731 2007  
4,662 2012  
4,444 1994  
4,436 2009  
4,291 2014

#### Game—

516 at Miami on Sept. 12, 2011  
426 vs. Tenn., Oct. 18, 2009  
426 vs. Minn., Nov. 13, 1994  
425 vs. San Francisco, Dec. 16, 2012  
418 at Miami, Sept. 4, 1994  
414 vs. Miami, Nov. 23, 1998  
413 vs. Pittsburgh, Nov. 3, 2013  
410 vs. San Diego, Sept. 18, 2011  
409 vs. Miami, Nov. 3, 1996  
408 at Miami, Nov. 23, 2008

### FEWEST NET PASSING YARDS

#### Season—

1,347 1982 (9 games)  
1,586 1970  
1,746 1976  
1,765 1968  
1,887 1971

#### Game—

-4 vs. N.Y. Jets, Sept. 19, 1982  
13 vs. Miami, Dec. 12, 1982  
15 at Atlanta, Nov. 29, 1992  
16 vs. N.O., Dec. 4, 1983  
at Miami, Dec. 8, 1968

### MOST TOUCHDOWN PASSES

#### Season—

50 2007  
39 2011  
37 2010  
34 2014, 2012  
31 1997, 1964  
30 1979  
29 2004, 1986, 1961  
28 2009, 2005, 2002

#### Game—

6 vs. Tennessee, Oct. 18, 2009  
at Miami, Oct. 21, 2007  
vs. N.Y. Jets, Sept. 9, 1979  
5 Many times. Most recent:  
vs. Chicago, Oct. 26, 2014

### FEWEST TOUCHDOWN PASSES

#### Season—

7 1970  
10 1972  
11 1991  
12 1988, 1982  
13 1992, 1973

### MOST HAD INTERCEPTED

#### Season—

34 1981  
33 1968  
32 1967  
29 1965, 1963  
28 1988, 1975, 1972, 1970

#### Game—

6 at Denver, Sept. 3, 1967  
vs. Buffalo, Dec. 9, 1967  
at K.C., Oct. 11, 1970  
at S.F., Nov. 30, 1980

### FEWEST HAD INTERCEPTED

#### Season—

5 2010\*\*  
9 2014, 2012, 2007, 1982 (9 gms)  
11 2013, 2008  
12 2011, 2006  
13 2009, 2003, 1986, 1962  
14 2004, 2002, 1984

\*\*Tied NFL Record



# PATRIOTS TEAM RECORDS

## PASSING (Cont.)

### MOST SACKS ALLOWED

#### Season—

66 1984 (454 yards)  
65 1992 (458 yards)  
63 1991 (436 yards)  
58 1990 (443 yards)  
56 1999 (349 yards)

#### Game—

10 at Dallas, Nov. 22, 1984  
(57 yds)

### FEWEST SACKS ALLOWED

#### Season—

14 1977 (155 yards)  
15 1982 (9 games-134 yds)

#### Season (Cont.)—

18 2009 (104)  
19 1976 (164 yds)  
21 2007 (128 yds), 1974 (174)  
22 1994 (139 yds)  
23 1993 (127 yds), 1988 (160),  
1962 (164 yds)

## PUNTING

### MOST PUNTS

#### Season—

103 1992  
96 1968  
92 1990, 1986, 1985, 1984  
91 1988  
90 2000, 1999

#### Game—

11 Six times, Most recent:  
vs. N.Y. Jets, Sept. 12, 2013  
10 10 Times, Most Recent:  
at Phila., Sept. 14, 2003

### FEWEST PUNTS

#### Season—

45 2007  
49 1982 (9 games)  
50 2008  
56 2004  
57 2011, 2009  
58 2010  
61 2012, 1978, 1973

#### Game—

0 3 times, Most recent:  
vs. Houston, Nov. 12, 1978  
1 26 times, Most Recent:  
at Indianapolis, Nov. 16, 2014

### MOST PUNTING YARDS

#### Season—

4,227 1992  
3,953 1985  
3,904 1984  
3,831 1968  
3,798 2000

#### Game—

514 vs. N.Y. Jets, Sept. 12, 2013  
at Chicago, Sept. 15, 1985  
479 at Dallas, Nov. 22, 1984  
436 at Oakland, Oct. 6, 1968  
429 at Oakland, Nov. 1, 1981

### FEWEST PUNTING YARDS

#### Season—

1,821 2007  
2,137 1978  
2,140 1982 (9 games)  
2,200 2008  
2,221 2009  
2,297 1973

#### Game—

0 3 times, Most recent:  
vs. Hou., Nov. 12, 1978

### HIGHEST PUNTING AVERAGE

#### Season—

46.5 2011  
45.8 2013  
45.7 2014  
45.2 1997  
44.6 2005, 1983  
44.5 1998

#### Game (4 Punts Min.)—

55.6 at Indianapolis, Sept. 7, 1997 (5)  
54.3 at Detroit, Sept. 25, 1994 (4)  
52.6 at N.Y. Jets, Dec. 21, 2014 (5)  
52.5 vs. New Orleans, Oct. 13, 2013 (4)  
52.5 vs. Miami, Oct. 27, 2012 (4)  
52.3 vs. Miami, Dec. 24, 2011 (6)  
51.9 at Denver, Oct. 6, 1997 (7)  
51.6 at Denver, Oct. 16, 2005 (7)  
51.3 vs. N.Y. Jets, Oct. 9, 2011 (4)  
vs. S.D., Aug. 31, 1995 (4)  
51.2 vs. Ind., Nov. 30, 1997 (5)  
at Buff., Nov. 3, 1991 (5)

### LOWEST PUNTING AVERAGE

#### Season—

34.6 1977  
35.0 1978  
35.8 1960  
36.2 1979, 1974  
36.5 1966

## PUNT RETURNS

### MOST PUNT RETURNS

#### Season—

60 1980  
52 1996  
51 1993  
50 2003  
48 1999, 1984, 1976  
47 1978

#### Game—

10 at Pittsburgh, Dec. 5, 1993  
7 at Green Bay, Nov. 19, 2006  
vs. N.Y. Jets, Dec. 10, 1995  
vs. Green Bay, Oct. 2, 1994  
at Dallas, Nov. 22, 1984  
vs. Miami, Oct. 12, 1980  
vs. Houston, Nov. 5, 1967  
6 21 Times, Most Recent:  
vs. N.Y. Jets, Sept. 12, 2013

### FEWEST PUNT RETURNS

#### Season—

16 1982  
17 1972  
23 1969  
24 1966  
25 1987

### MOST PUNT RETURN YARDS

#### Season—

628 1976  
588 1996  
562 2000  
533 1974  
530 1985

#### Game—

167 vs. Buffalo, Nov. 7, 1976  
139 at Buffalo, Nov. 20, 1977

### FEWEST PUNT RETURN YARDS

#### Season—

37 1972  
134 1990  
138 1962  
139 1982  
143 1966

### HIGHEST PUNT RETURN AVG.

#### Season—

13.4 2010  
13.3 2001, 1974  
13.1 1976  
13.0 1961  
12.6 1985  
12.0 2012, 1998

### LOWEST PUNT RETURN AVG.

#### Season—

2.2 1972  
4.6 1990  
5.3 1968, 1962  
5.6 1965  
5.8 2004, 1971

### MOST PUNT RETURN TOUCHDOWNS

#### Season—

2 2001, 1985, 1976

#### Game—

1 vs. Denver, Nov. 2, 2014  
vs. Indianapolis, Nov. 18, 2012  
vs. Kansas City, Nov. 21, 2011  
vs. Miami, Jan. 2, 2011  
at Carolina, Jan. 6, 2002  
vs. Cleveland, Dec. 9, 2001  
vs. Tampa Bay, Sept. 3, 2000  
at N.Y. Giants, Dec. 21, 1996  
vs. Atlanta, Nov. 2, 1986  
vs. Ind., Nov. 10, 1985  
at Buffalo, Sept. 22, 1985  
vs. N.Y. Jets, Nov. 2, 1980  
vs. Balt., Nov. 18, 1979  
vs. Denver, Nov. 28, 1976  
vs. Buffalo, Nov. 7, 1976

# PATRIOTS TEAM RECORDS

## KICKOFF RETURNS

### MOST KICKOFF RETURNS

#### Season—

77 1990  
75 2002, 1995  
73 1967  
71 1968  
70 2005

#### Game—

10 vs. Buffalo, Dec. 9, 1967  
9 at Dallas, Oct. 24, 1971  
vs. N.Y. Jets, Sept. 22, 1968  
vs. Oakland, Oct. 16, 1964

### FEWEST KICKOFF RETURNS

#### Season—

28 1982 (9 games)  
31 2014  
38 2012  
39 2013, 1977  
46 1976  
46 2011  
47 1993  
48 1987

#### Game—

0 11 Times. Most Recent:  
at Carolina, Nov. 18, 2013

### MOST KICKOFF RETURN YARDS

#### Season—

1,771 2002  
1,691 1995  
1,562 2008  
1,553 2006  
1,520 1975

#### Game—

248 vs. Miami, Sept. 21, 2008  
245 at Dallas, Oct. 24, 1971  
230 at Balt., Dec. 21, 1975  
229 at Indianapolis, Nov. 30, 2003  
226 at Houston, Dec. 18, 1960  
222 vs. N.Y. Jets, Oct. 21, 2012  
220 vs. Tennessee, Oct. 5, 2003  
vs. N.Y. Jets, Dec. 22, 2002

### FEWEST KICKOFF RETURN YARDS

#### Season—

646 1982 (9 games)  
693 2014  
807 2012  
819 1993  
901 1987 (15 games)  
935 2013  
986 2011

#### Game—

0 12 Times. Most Recent:  
at Carolina, Nov. 18, 2013

### HIGHEST KICKOFF RETURN AVG.

#### Season—

26.9 1977  
26.8 2006  
25.2 2008, 2007, 1997  
24.2 1999

### LOWEST KICKOFF RETURN AVG.

#### Season—

17.4 1993  
17.8 1994  
18.1 1990  
18.3 1981

### MOST KICKOFF RETURN TOUCHDOWNS

#### Season—

3 1977  
2 2010, 2007, 2002, 1961

#### Game—

1 25 times. Most recent:  
vs. N.Y. Jets, Oct. 21, 2012

## PENALTIES

### MOST PENALTIES

#### Season—

120 2014  
114 1985  
112 1977  
111 2003, 1992  
110 2005  
108 2002, 1998

#### Game—

15 at Minnesota, Sept. 14, 2014  
vs. Indianapolis, Sept. 19, 1999  
14 Five times. Most recently  
at Denver, Nov. 3, 2003

### FEWEST PENALTIES

#### Season—

50 1973  
51 1964  
52 1982 (9 games), 1962  
57 2008  
58 1965

#### Game—

0 at Houston, Dec. 1, 2013

#### Game (Cont.)—

at Cincinnati, Oct. 6, 2013  
at New Orleans, Nov. 30, 2009  
vs. St. Louis, Oct. 26, 2008  
at Kansas City, Nov. 17, 1968  
1 26 times. Most recent:  
at Miami, Dec. 15, 2013

### MOST PENALTY YARDS

#### Season—

1,080 2014  
1,051 1992  
998 2003  
940 2006  
931 1977  
921 2005

#### Game—

163 at Minnesota, Sept. 14, 2014  
146 at Indianapolis, Nov. 4, 2007  
139 vs. Buffalo, Nov. 6, 1983

#### Game—

135 at Indianapolis, Sept. 19, 1999

#### Game (Cont.)—

133 at Cin., Dec. 20, 1992

### FEWEST PENALTY YARDS

#### Season—

412 1982 (9 games)  
447 1964  
456 1962  
468 1993  
501 2008  
506 1987

#### Game—

0 at Houston, Dec. 1, 2013  
at Cincinnati, Oct. 6, 2013  
at New Orleans, Nov. 30, 2009  
vs. St. Louis, Oct. 26, 2008  
at Kansas City, Nov. 17, 1968  
vs. N.Y. Jets, Nov. 19, 1967  
2 at Miami, Dec. 15, 2013  
5 13 Times. Most Recent:  
vs. Buffalo, Sept. 10, 2006

## FUMBLES

### MOST FUMBLES

#### Season—

51 1973  
47 1983  
43 1975, 1992  
37 1985, 1967  
36 1962

#### Game—

8 vs. Baltimore, Oct. 7, 1973  
6 11 times. Most Recent:  
vs. Denver, Nov. 24, 2013

### FEWEST FUMBLES

#### Season—

9 2010  
13 2014, 2011  
14 2012, 2007  
15 1969  
16 1982 (9 games)  
17 2009, 2008, 1997  
18 1970

#### Game—

0 Many times. Most recent:  
vs. Buffalo, Dec. 28, 2014

### Season (Cont.)—

39 1976  
37 1985, 1975

#### Game—

8 at Pitt., Sept. 26, 1976  
7 at LA Rams, Dec. 11, 1983

### FEWEST TOTAL RECOVERED

#### Season—

8 1982 (9 games)  
12 2000  
15 2009, 2005, 1999, 1988  
16 2007

### MOST RETURNED FOR A TD

#### Season—

4 2012  
3 2007, 2004, 1985, 1961  
2 1973, 1986, 1999, 1995,  
1996, 1992, 1980

#### Game—

2 at N.Y. Jets, Nov. 22, 2012  
2 at San Diego, Dec. 1, 1996  
2 vs. Baltimore, Nov. 23, 1980

### MOST OWN RECOVERED

#### Season—

27 1983  
26 1973

#### Game—

5 at Buffalo, Dec. 17, 2000  
at Wash., Oct. 25, 1981  
vs. Baltimore, Oct. 7, 1973

### FEWEST OWN RECOVERED

#### Season—

4 2010  
5 1970, 1969  
7 2008, 2012  
8 2011, 2009, 2007, 1982 (9 games), 1971, 1968

### MOST OPPONENT RECOVERED

#### Season—

27 1976  
24 1985  
23 1979  
21 2012, 1987, 1978

#### Game—

6 at L.A. Rams, Dec. 11, 1983  
at Pitt., Sept. 26, 1976  
5 at N.O., Nov. 30, 1986  
vs. Denver, Nov. 6, 1966

### FEWEST OPPONENT RECOVERED

#### Season—

7 1998  
8 2008, 2005, 1984  
9 2014, 1993, 1965  
10 2009, 2007, 1980, 1977, 1962

# PATRIOTS TEAM RECORDS

## DEFENSE – NET YARDS ALLOWED

### **MOST NET YARDS ALLOWED**

**Season—**  
6,577 2011  
5,972 2012  
5,969 2013  
5,969 1983  
5,864 2010  
5,827 1981  
5,764 1995  
5,697 1990  
5,644 1989

### **Game—**

584 vs. Cin., Dec. 7, 1986  
552 vs. Miami, Oct. 21, 1984  
540 vs. Houston, Oct. 13, 1961  
528 at N.Y. Jets, Dec. 17, 1966  
525 at Miami, Sept. 4, 1994  
514 at Phila., Nov. 4, 1990

### **FEWEST NET YARDS ALLOWED**

**Season—**  
2,808 1982 (9 games)  
3,638 1977

### **Season (Cont.)—**

3,834 1963  
4,022 1976  
4,067 1974

### **Game—**

65 vs. Seattle, Dec. 4, 1988  
86 vs. Balt., Oct. 23, 1977  
88 vs. Miami, Oct. 12, 1980  
94 vs. Ind., Nov. 6, 1992

## SCORING ALLOWED

### **MOST POINTS ALLOWED**

**Season—**  
446 1972, 1990  
406 1968  
391 1989  
389 1967  
377 1995

### **Game—**

52 at Miami, Nov. 12, 1972  
48 at Phila., Nov. 4, 1990

### **Game (Cont.)—**

48 at N.Y. Jets, Oct. 27, 1968  
vs. Oakland, Oct. 22, 1967  
45 at N.Y. Jets, Sept. 26, 1993  
41 at Kansas City, Sept. 29, 2014

### **FEWEST POINTS ALLOWED**

**Season (Points)—**  
157 1982 (9 games)  
217 1977  
236 1976  
237 2006

238 2003

### **Season (Average)—**

14.8 2006  
14.9 2003  
15.5 1977  
16.3 2004  
16.9 1976

### **Game—**

0 25 times, Most recent:  
vs. Mia, Dec. 30, 2012 (28-0)

## RUSHING ALLOWED

### **MOST RUSHES AGAINST**

**Season—**  
644 1981  
565 1990  
560 1973  
555 1975

### **Game—**

58 vs. N.Y. Jets, Oct. 14, 1973  
54 vs. Clev., Oct. 4, 1987  
vs. St. Louis, Dec. 2, 1984  
vs. Wash., Sept. 23, 1984  
vs. N.Y. Jets, Oct. 15, 1972

### **FEWEST RUSHES AGAINST**

**Season—**  
310 1963  
315 1982 (9 games)  
350 1961  
356 1964

### **Game—**

9 at N.Y. Jets, Sept. 15, 2002  
10 at N.Y. Jets, Dec. 26, 2005  
at Oakland, Dec. 9, 1961

### **Game (Cont.)—**

10 at Oakland, Sept. 22, 1963  
11 vs. Jacksonville, Sept. 22, 1996  
vs. Kansas City, Oct. 11, 1998

### **MOST RUSHING YARDS ALLOWED**

**Season—**  
2,950 1981  
2,850 1973  
2,717 1972  
2,676 1990

### **Game—**

360 vs. Buffalo, Sept. 16, 1973  
349 vs. Buffalo, Dec. 14, 1975

### **FEWEST RUSHING YARDS ALLOWED**

**Season—**  
1,041 1961  
1,108 1963  
1,135 1966  
1,143 1964

### **Game—**

2 at S.D., Dec. 17, 1961  
14 vs. K.C., Oct. 11, 1998

### **Game (Cont.)—**

14 at Buffalo, Dec. 11, 2005  
19 vs. Houston, Nov. 1, 1963  
19 at Indianapolis, Nov. 16, 2014

### **MOST RUSHING TOUCHDOWNS ALLOWED**

**Season—**  
29 1990  
27 1972  
22 1979, 1968  
21 1960

### **Game—**

6 at N.Y. Jets, Oct. 27, 1968  
5 at N.Y. Jets, Sept. 23, 1993  
at G.B. (Mil.), Oct. 9, 1988

### **FEWEST RUSHING TOUCHDOWNS ALLOWED**

**Season—**  
5 1991  
6 2014, 2009, 1999  
7 2007, 2001, 1966  
8 2008, 1998, 1977

## PASSING ALLOWED

### **MOST ATTEMPTS AGAINST**

**Season—**  
619 2011, 1997  
618 2003  
611 2010  
596 1996  
594 2012

### **Game—**

63 vs. Minn., Oct. 20, 1991  
61 vs. Minn., Dec. 16, 1979  
60 vs. Miami, Nov. 23, 1997  
59 vs. N.Y. Giants, Oct. 12, 2003

### **FEWEST ATTEMPTS AGAINST**

**Season—**  
240 1973  
267 1982 (9 games)  
326 1972  
334 1970

### **Game—**

7 at Buffalo, Dec. 9, 1973  
7 vs. N.Y. Jets, Oct. 14, 1973

### **Game (Cont.)—**

9 vs. N.Y. Jets, Oct. 15, 1972

### **MOST COMPLETIONS ALLOWED**

**Season—**  
388 2010  
386 2011  
369 2012  
368 1997  
342 2014, 1995  
336 2013, 1998  
335 1991

### **Game—**

38 vs. Indy, Nov. 21, 2010  
38 vs. Miami, Nov. 23, 1997  
36 at Pittsburgh, Oct. 30, 2011  
at Indy, Oct. 20, 1996  
35 at Denver, Oct. 11, 2009  
vs. N.Y. Giants, Oct. 12, 2003  
vs. Minn., Dec. 16, 1979  
vs. Minn., Oct. 20, 1991

### **FEWEST COMPLETIONS ALLOWED**

**Season—**  
134 1973  
142 1982 (9 games)  
170 1971  
175 1972

### **Game—**

1 vs. N.Y. Jets, Oct. 14, 1973  
2 vs. Tennessee, Oct. 18, 2009  
at Buffalo, Dec. 9, 1973

### **MOST NET PASSING YARDS ALLOWED**

**Season—**  
4,703 2011  
4,342 2012  
4,136 2010  
4,119 2014  
3,886 1995  
3,852 1991

# PATRIOTS TEAM RECORDS

## PASSING ALLOWED (Cont.)

### **MOST NET PASSING YARDS ALLOWED**

**Game—**  
456 at Miami, Sept. 4, 1994

### **FEWEST NET PASSING YARDS ALLOWED**

**Season—**  
1,338 1973  
1,519 1982 (9 games)  
2,033 1977  
2,154 1971

**Game—**  
-7 vs. Tennessee, Oct. 18, 2009  
0 vs. N.Y. Jets, Oct. 14, 1973  
8 vs. N.Y. Jets, Oct. 10, 1971

### **MOST TD PASSES ALLOWED**

**Season—**  
29 1995  
28 1980, 1967  
27 2012, 2008, 1989, 1961

**Game—**  
5 at New Orleans, Nov. 30, 2009  
at Miami, Sept. 4, 1994  
vs. Oakland, Oct. 22, 1967  
vs. K.C., Sept. 25, 1966

### **FEWEST TD PASSES ALLOWED**

**Season—**  
9 1982 (9 games)  
10 2006  
11 2003, 1973  
13 1988, 1979  
14 1997, 1985

### **MOST SACKS RECORDED (Sacks by Patriots defense)**

**Season—**  
58 1977 (471 yards)  
57 1979 (512 yards)  
56 1963 (526 yards)  
55 1984 (452 yards)

**Game—**  
11 at Oak. Sept. 22, 1963 (100 yds)  
9 Five Times, most recently at Atlanta, Nov. 4, 2001 (47 yds)

### **FEWEST SACKS RECORDED**

**Season—**  
15 1972 (101 yards)  
20 1982 (9 games-172 yds)  
1981 (175 yards)  
1992 (114 yards)

## FIRST DOWNS ALLOWED

### **MOST TOTAL ALLOWED**

**Season—**  
370 2011  
348 2010  
340 2012  
338 2013  
329 2014  
328 1981  
326 2000, 1983  
322 1997

**Game—**  
35 vs. Buffalo, Nov. 11, 2012  
33 vs. Miami, Nov. 23, 1997  
vs. Miami, Oct. 21, 1984  
30 at Pitt., Sept. 25, 1983  
vs. N.Y. Jets, Sept. 19, 1982  
vs. Minn., Dec. 16, 1979

### **FEWEST TOTAL ALLOWED**

**Season—**  
185 1982 (9 games)  
215 1977, 1973  
219 1967  
220 1962

**Game—**  
2 vs. Seattle, Dec. 4, 1988  
5 at Green Bay, Nov. 19, 2006  
vs. Indianapolis, Nov. 11, 1990  
at Chicago, Oct. 14, 1979

### **MOST RUSHING**

**Season—**  
160 1981  
151 1990  
143 1972  
142 1969, 1973

**Game—**  
20 vs. N.Y. Jets, Sept. 19, 1982  
vs. Buffalo, Dec. 14, 1975  
19 vs. N.Y. Jets, Oct. 15, 1972

### **FEWEST RUSHING**

**Season—**  
59 1963  
61 1967  
63 1964  
67 2006

**Game—**  
0 Six Times. Most Recent: vs. N.Y. Jets, Sept. 17, 2006

### **MOST PASSING**

**Season—**  
245 2011  
226 2010  
208 2013, 1998  
207 2012  
199 1991  
196 2014  
193 2009  
184 2000

### **Game—**

23 at Pittsburgh, Oct. 30, 2011  
22 at Pittsburgh, Nov. 14, 2010  
vs. Indianapolis, Nov. 21, 2010  
21 Six Times. Most Recent: vs. Indianapolis, Dec. 4, 2011  
20 Four Times. Most Recent: at Atlanta, Sept. 29, 2013  
19 Five Times. Most Recent: at Miami, Sept. 12, 2011

### **FEWEST PASSING**

**Season—**  
67 1973  
88 1982 (9 games)  
105 1970  
111 1971, 1977

**Game—**  
1 vs. Tennessee, Oct. 18, 2009  
vs. N.Y. Jets, Oct. 14, 1973  
2 Nine Times. Most recent: vs. Seattle, Dec. 4, 1988

# PATRIOTS TEAM RECORDS

## INTERCEPTIONS BY PATRIOTS

### MOST INTERCEPTIONS

#### Season—

- 31 1964
- 29 2003, 1963
- 25 1962, 1960, 2010
- 24 1998, 1980, 1974

#### Game—

- 7 at N.Y. Jets, Nov. 21, 1976
- 6 vs. N.Y. Jets, Sept. 27, 1964
- vs. Houston, Nov. 1, 1963

### FEWEST INTERCEPTIONS

#### Season—

- 8 1970
- 10 2005, 2000, 1972
- 12 1991, 1982
- 13 1993, 1975, 1973

### MOST INT RETURN YARDS

#### Season—

- 645 1963
- 505 1976
- 427 1985, 1964
- 422 2001

#### Game—

- 204 vs. Houston, Nov. 1, 1963
- 166 vs. Indianapolis, Nov. 18, 2012
- 160 vs. Miami, Nov. 23, 1997
- 145 at N.Y. Jets, Nov. 21, 1976

### FEWEST INT RETURN YARDS

#### Season—

- 85 2005
- 93 1991
- 104 2008
- 105 1973

### MOST INT RETURN TOUCHDOWNS

#### Season—

- 5 2003, 2001
- 4 1997, 2010
- 3 2009, 2007, 2002, 1998,
- 1992, 1976, 1963, 1962

#### Game—

- 2 Nine times. Most Recent:
- vs. Indianapolis, Nov. 18, 2012

### FEWEST INT RETURN TOUCHDOWNS

#### Season—

- 0 18 times. Most Recent:
- 2014

## TAKEAWAYS BY PATRIOTS

### MOST TAKEAWAYS

#### Season—

- 50 1976  
(23 int, 27 fumbles)
- 48 1964  
(31 int, 17 fumbles)
- 47 1985  
(23 int, 24 fumbles)
- 45 1960  
(25 int, 20 fumbles)
- 43 1978  
(22 int, 21 fumbles)
- 1979  
(20 int, 23 fumbles)
- 42 1961  
(22 int, 20 fumbles)
- 1963  
(29 int, 13 fumbles)
- 1987  
(21 int, 21 fumbles)

#### Game—

- 10 at N.Y. Jets, Nov. 21, 1976  
(7 int, 3 fumbles)
- 8 vs. Houston, Nov. 1, 1963  
(6 int, 2 fumbles)
- 8 vs. Buffalo, Nov. 7, 1976  
(4 int, 4 fumbles)
- 7 at Buffalo on Dec. 26, 2010  
(3 int, 4 fumbles)
- 7 at LA Rams, Dec. 11, 1983  
(1 int, 6 fumbles)
- 7 vs. Denver, Nov. 6, 1966  
(2 int, 5 fumbles)
- 7 vs. N.Y. Jets, Sept. 27, 1964  
(6 int, 1 fumbles)

### HIGHEST TURNOVER DIFFERENTIAL

#### Season—

- +28 2010  
(38 forced turnovers, 10 turnovers)
- +25 2012  
(41 forced turnovers, 16 turnovers)
- +17 2011  
(34 forced turnovers, 17 turnovers)
- +17 2003  
(41 forced turnovers, 24 turnovers)

## MISCELLANEOUS SCORING

### DEFENSIVE TOUCHDOWNS

#### Season—

- 6 2007  
(3 int returns, 3 fumble returns)
- 5 2012  
(2 int returns, 3 fumble returns)
- 5 2010  
(4 int returns, 1 fumble return)
- 5 2003  
(5 int returns)
- 5 2001  
(5 int returns)
- 5 1992  
(3 int returns, 2 fumble returns)
- 5 1961  
(2 int returns, 3 fumble returns)

### NON OFFENSIVE TOUCHDOWNS

#### Season—

- 9 2010  
(4 int returns, 2 KO returns,  
1 punt return, 1 blocked fg  
return, 1 fumble return)
- 1961  
(2 int returns, 2 KO returns,  
2 blocked punt returns, 3  
fumble returns)



# PATRIOTS NFL RECORDS

## CONSECUTIVE RECORDS

### CONSECUTIVE VICTORIES (INCLUDING PLAYOFFS)

21 Oct. 5, 2003 to Oct. 24, 2004

### CONSECUTIVE OVERTIME VICTORIES

8 Dec. 17, 2000 to Nov. 23, 2003

### CONSECUTIVE PLAYOFF VICTORIES

10 Jan. 19, 2002 to Jan. 7, 2006

\*\*Tied NFL Record

### CONSECUTIVE ATTEMPTS NONE INTERCEPTED

358 Tom Brady (10/17/10-9/12/11)

### CONSECUTIVE ATT. WITHOUT INT. TO START CAREER

162 Tom Brady (11/23/00 to 10/28/01)

## VICTORIES/SCORING

### MOST VICTORIES

Season—  
16 2007

### MOST CONSECUTIVE VICTORIES

Single Season—  
16 2007

### MOST CONSECUTIVE VICTORIES TO START A SEASON

16 2007

\*\*Tied NFL Record since AFL-NFL merger

### MOST CONSECUTIVE VICTORIES TO END A SEASON

16 2007

### MOST POINTS IN A SHUTOUT VICTORY

59 vs. Tennessee, Oct. 18, 2009\*\*

## PASSING

### MOST PASS ATTEMPTS

Game—  
70 Drew Bledsoe vs. Minnesota, Nov. 13, 1994

### MOST ATTEMPTS, NO INTERCEPTIONS

Game—  
70 Drew Bledsoe vs. Minnesota, Nov. 13, 1994

### MOST PASS COMPLETIONS

Game—  
45 Drew Bledsoe vs. Minnesota, Nov. 13, 1994

### LONGEST PASS COMPLETION

99t Tom Brady at Miami, Sept. 12, 2011 (to Wes Welker)\*\*

### MOST TOUCHDOWN PASSES

Quarter—  
5 Tom Brady vs. Tennessee, Oct. 18, 2009 (2nd Qtr)

### FEWEST PASSES INTERCEPTED

Season—  
5 2010\*\*

\*\*Tied NFL Record

## RUSHING

### MOST RUSHING FIRST DOWNS

Season—  
181 1978

### MOST RUSHING YARDS

Season—  
3,165 1978

## RECEIVING

### MOST RECEIVING YARDS

Longest Reception—  
99t Wes Welker at Miami, Sept. 12, 2011\*\*

### MOST TOUCHDOWN RECEPTIONS

Season—  
23 Randy Moss, 2007  
Quarter—  
3 Randy Moss, 2007

### MOST TOUCHDOWN RECEPTIONS BY A TIGHT END

Season—  
17 Rob Gronkowski, 2011

### MOST TOUCHDOWNS BY A TIGHT END

Season—  
18 Rob Gronkowski, 2011

### MOST GAMES WITH TWO OR MORE TOUCHDOWN RECEPTIONS

Season—  
8 Randy Moss, 2007

\*\*Tied NFL Record

## OFFENSE/DEFENSE/TEAM

### MOST OPPONENT FUMBLE RECOVERIES

Game—  
3 Steve Nelson vs. Philadelphia, Oct. 8, 1978

### FEWEST TURNOVERS

Season—  
10 2010\*\*

### MOST FIRST DOWNS

Season—  
444 2012

### MOST OFFENSIVE PLAYS FROM SCRIMMAGE (TOP 3)

Season—  
1,199 (1994)  
1,191 (2012)  
1,187 (1995)

\*\*Tied NFL Record

## SPECIAL TEAMS

### HIGHEST PUNT RETURN AVERAGE

12.3 Julian Edelman (131-1,611)

\*\*Tied NFL Record since AFL-NFL merger

# PLAYOFF HISTORY



# PATRIOTS PLAYOFF RESULTS

## ALL-TIME PLAYOFF RESULTS

The Patriots have played in 46 playoff games during their 54-year history, compiling an overall playoff record of 28-18. The Patriots won an NFL-record 10 consecutive playoff games from the 2001 season to the 2005 season. Since Robert Kraft purchased the Patriots in 1994, the team is 24-12 in the playoffs, and its 24 playoff victories are the most in the NFL over that span.

### ALL-TIME PLAYOFF RESULTS (28-18)

Date	Round	Opponent	W/L	Score
12/28/63	AFL Divisional	at Buffalo	W	26-8
01/05/64	AFL Championship	at San Diego	L	10-51
12/18/76	AFC Divisional	at Oakland	L	21-24
12/31/78	AFC Divisional	at Houston	L	14-31
01/08/83	First Round Playoff	at Miami	L	13-28
12/28/85	AFC Wild Card	at N.Y. Jets	W	26-14
01/05/86	AFC Divisional	at L.A. Raiders	W	27-20
01/12/86	AFC Championship	at Miami	W	31-14
01/26/86	Super Bowl XX	* Chicago	L	10-46
01/04/87	AFC Divisional	at Denver	L	17-22
01/01/95	AFC Wild Card	at Cleveland	L	13-20
01/05/97	AFC Divisional	Pittsburgh	W	28-3
01/12/97	AFC Championship	Jacksonville	W	20-6
01/26/97	Super Bowl XXXI	* Green Bay	L	21-35
12/28/97	AFC Wild Card	Miami	W	17-3
01/03/98	AFC Divisional	at Pittsburgh	L	6-7
01/03/99	AFC Wild Card	at Jacksonville	L	10-25
01/19/02	AFC Divisional	at Oakland	W	16-13
01/27/02	AFC Championship	at Pittsburgh	W	24-17
02/03/02	Super Bowl XXXVI	* St. Louis	W	20-17
01/10/04	AFC Divisional	Tennessee	W	17-14
01/18/04	AFC Championship	Indianapolis	W	24-14
02/01/04	Super Bowl XXXVIII	* Carolina	W	32-29
01/16/05	AFC Divisional	Indianapolis	W	20-3
01/23/05	AFC Championship	at Pittsburgh	W	41-27
02/06/05	Super Bowl XXXIX	* Philadelphia	W	24-21
01/07/06	AFC Wild Card	Jacksonville	W	28-3
01/14/06	AFC Divisional	at Denver	L	13-27
01/07/07	AFC Wild Card	N.Y. Jets	W	37-16
01/14/07	AFC Divisional	at San Diego	W	24-21
01/21/07	AFC Championship	at Indianapolis	L	34-38
01/12/08	AFC Divisional	Jacksonville	W	31-20
01/20/08	AFC Championship	San Diego	W	21-12
02/03/08	Super Bowl XLII	* N.Y. Giants	L	14-17
01/10/10	AFC Wild Card	Baltimore	L	14-33
01/16/11	AFC Divisional	N.Y. Jets	L	21-28
01/14/12	AFC Divisional	Denver	W	45-10
01/22/12	AFC Championship	Baltimore	W	23-20
02/05/12	Super Bowl XLVI	* N.Y. Giants	L	17-21
01/13/13	AFC Divisional	Houston	W	41-28
01/20/13	AFC Championship	Baltimore	L	13-28
01/11/14	AFC Divisional	Indianapolis	W	43-22
01/19/14	AFC Championship	at Denver	L	16-26
01/10/15	AFC Divisional	Baltimore	W	35-31
01/18/15	AFC Championship	Indianapolis	W	45-7
02/01/15	Super Bowl XLIX	* Seattle	W	28-24

\*Neutral site Super Bowls

### PATRIOTS PLAYOFF SEASONS (22)

Year	How Qualified	Record
1963	Div. Champions	1-1
1976	Wild Card	0-1
1978	Div. Champions	0-1
1982*	16-Team Format	0-1
1985	Wild Card	3-1
1986	Div. Champions	0-1
1994	Wild Card	0-1
1996	Div. Champions	2-1
1997	Div. Champions	1-1
1998	Wild Card	0-1
2001	Div. Champions	3-0
2003	Div. Champions	3-0
2004	Div. Champions	3-0
2005	Div. Champions	2-1
2006	Div. Champions	1-1
2007	Div. Champions	0-1
2009	Div. Champions	2-1
2010	Div. Champions	2-1
2011	Div. Champions	0-1
2012	Div. Champions	1-1
2013	Div. Champions	1-1
2014	Div. Champions	3-0

### NFL PLAYOFF RECORDS

(Minimum 20 Postseason Games)

Team	W	L	Pct.
Baltimore Ravens	15	8	.652
<b>New England Patriots</b>	<b>28</b>	<b>18</b>	<b>.609</b>
Green Bay Packers	31	20	.608
Pittsburgh Steelers	33	22	.600
San Francisco 49ers	30	20	.600
Oakland/L.A. Raiders	25	18	.581
Dallas Cowboys	34	26	.567
Washington Redskins	23	18	.561

### MOST PLAYOFF WINS IN A DECADE

Team	Decade	Wins
<b>New England Patriots</b>	<b>2000s</b>	<b>14</b>
Dallas Cowboys	1970s	14
Pittsburgh Steelers	1970s	14
San Francisco 49ers	1980s	13
Dallas Cowboys	1990s	12
Washington Redskins	1980s	11
Buffalo Bills	1990s	10
Pittsburgh Steelers	2000s	10

The Patriots are 17-4 at home in the playoffs in their history. Twenty of the franchise's 21 home playoff games have been played since Robert Kraft bought the team in 1994.

### NFL'S LONGEST HOME PLAYOFF WINNING STREAKS

Team	Win Streak	Seasons
Green Bay Packers	13	1939-2001
<b>New England Patriots</b>	<b>11</b>	<b>1996-2008</b>
Buffalo Bills	9	1988-1995
Washington Redskins	8	1942-1983

## PATRIOTS SUPER BOWL RINGS



Super Bowl XXXVI



Super Bowl XXXVIII



Super Bowl XXXIX

# INDIVIDUAL PLAYOFF RECORDS

## PLAYOFF SERVICE

### GAMES PLAYED

**Career—**

29	Tom Brady (2001, 03, 04, 05, 06, 07, 09, 10, 11, 12, 13, 14)
22	Tedy Bruschi (1996, 97, 98, 2001, 03, 04, 05, 06, 07)
21	Vince Wilfork (2004, 05, 06, 07, 09, 10, 11, 12, 14)
20	Troy Brown (1994, 96, 97, 98, 2001, 03, 04, 05, 06)
20	Matt Light (2001, 03, 04, 06, 07, 09, 10, 11)
19	Kevin Faulk (2001, 03, 04, 05, 06, 07, 09, 11)
18	Willie McGinest (1994, 96, 97, 98, 2001, 03, 04, 05)
17	Larry Izzo (2001, 03, 04, 05, 06, 07)
17	Logan Mankins (2005, 06, 07, 09, 10, 11, 12, 13)
17	Adam Vinatieri (1996, 97, 98, 2001, 03, 04, 05)
17	Mike Vrabel (2001, 03, 04, 05, 06, 07)

### PLAYOFF SCORING

#### POINTS

**Career—**

117	Stephen Gostkowski (20 FGs, 57 PAT kicks)
117	Adam Vinatieri (26 FGs, 39 PAT kicks)
42	David Givens (7 rec. TD)
39	Tony Franklin (9 FGs, 12 PAT kicks)
30	Deion Branch (4 rec. TD, 1 rush TD)
30	Curtis Martin (5 rush TD)

**Game—**

24	LeGarrette Blount vs. Indianapolis, Jan. 11, 2014 (4 rush TD)
18	LeGarrette Blount vs. Indianapolis, Jan. 18, 2015 (3 rush TD)
18	Rob Gronkowski vs. Denver, Jan. 14, 2012 (3 rec. TD)
18	Curtis Martin vs. Pitt., Jan. 5, 1997 (3 rush TD)
18	Shane Vereen vs. Hou., Jan. 13, 2013 (2 rec. TD, 1 rush TD)
16	Adam Vinatieri vs. Indianapolis, Jan. 18, 2004 (5 FG, 1 PAT)
14	Gino Cappelletti at Buffalo, Dec. 28, 1963 (4 FG, 2 PAT)
14	Tony Franklin at N.Y. Jets, Dec. 28, 1985 (4 FG, 2 PAT)
14	Stevan Ridley vs. Indianapolis, Jan. 11, 2014 (2 rush TD, 1 2-pt)

#### TOUCHDOWNS

**Career—**

7	LeGarrette Blount (5 games) (7 rush TD)
7	David Givens (8 games) (7 rec. TD)
6	Rob Gronkowski (8 games) (6 rec. TD)
5	Tom Brady (29 games) (5 rush TD)
5	Deion Branch (12 games) (4 rec. TD, 1 rush TD)
5	Curtis Martin (3 games) (5 rush TD)
4	Corey Dillon (8 games) (4 rush TD)
4	Wes Welker (9 games) (4 rec. TD)

**Game—**

4	LeGarrette Blount vs. Indianapolis, Jan. 11, 2014 (4 rush TD)
3	LeGarrette Blount vs. Indianapolis, Jan. 18, 2015 (3 rush TD)
3	Shane Vereen vs. Hou., Jan. 13, 2013 (2 rec. TD, 1 rush TD)

#### TOUCHDOWNS (Cont.)

**3** Rob Gronkowski vs. Den., Jan. 14, 2012 (3 rec. TD)

**3** Curtis Martin vs. Pitt., Jan. 5, 1997 (3 rush TD)

**3** Danny Amendola vs. Bal., Jan. 10, 2015 (2 rec. TD)

**3** Stevan Ridley vs. Indianapolis, Jan. 11, 2014 (2 rush TD)

**3** Julian Edelman vs. Baltimore, Jan. 10, 2010 (2 rec. TD)

**3** Benjamin Watson vs. Jax, Jan. 12, 2008 (2 rec. TD)

**2** Deion Branch at Pitt., Jan. 23, 2005 (1 rec. TD, 1 rush TD)

**2** Stanley Morgan at Denver, Jan. 4, 1987 (2 rec. TD)

**2** Larry Garron at Buffalo, Dec. 28, 1963 (2 rec. TD)

### PLAYOFF FIELD GOALS

#### FIELD GOALS MADE

**Career—**

26	Adam Vinatieri (17 games)
20	Stephen Gostkowski (17 games)
9	Tony Franklin (5 games)
5	Gino Cappelletti (2 games)

**Game—**

5	Adam Vinatieri vs. Ind., Jan. 18, 2004 (31,25,27,21,34)
4	Tony Franklin at N.Y. Jets, Dec. 28, 1985 (33, 41, 20, 26)
	Gino Cappelletti at Buffalo, Dec. 28, 1963 (28, 12, 33, 36)
3	Stephen Gostkowski vs. Baltimore, Jan. 22, 2012 (29, 35, 24)
	Stephen Gostkowski at San Diego, Jan. 14, 2007 (50,34,31)
	Stephen Gostkowski vs. N.Y. Jets, Jan. 7, 2007 (20,40,28)
	Adam Vinatieri vs. Oakland, Jan. 19, 2002 (23,45,23)

#### FIELD GOALS ATTEMPTED

**Career—**

34	Adam Vinatieri (17 games)
22	Stephen Gostkowski (17 games)
11	Tony Franklin (5 games)
6	Gino Cappelletti (2 games)

**Game—**

5	Adam Vinatieri, vs. Indianapolis, Jan. 18, 2004 (31, 25, 27, 21, 34)
	Tony Franklin at N.Y. Jets, Dec. 28, 1985 (33,41,20,41wl,26)
	Gino Cappelletti, at Buffalo, Dec. 28, 1963 (28,12,33,36,45)

#### LONGEST FIELD GOALS

**50** Stephen Gostkowski at San Diego, Jan. 14, 2007

**48** Adam Vinatieri at Pittsburgh, Jan. 23, 2005

Adam Vinatieri vs. St. Louis, Feb. 3, 2002

## PLAYOFF RUSHING

### RUSHING ATTEMPTS

**Career—**

120	Corey Dillon (8 games)
117	Antowain Smith (6 games)
93	Laurence Maroney (7 games)
88	Kevin Faulk (19 games)
82	Craig James (5 games)
76	LeGarrette Blount (5 games)
70	Tom Brady (29 games)
56	Stevan Ridley (5 games)
49	Curtis Martin (3 games)

**Game—**

30	LeGarrette Blount vs. Indianapolis, Jan. 18, 2015
26	Antowain Smith vs. Carolina, Feb. 1, 2004
25	Laurence Maroney vs. San Diego, Jan. 20, 2008
24	LeGarrette Blount vs. Indianapolis, Jan. 11, 2014
	Corey Dillon at Pittsburgh, Jan. 23, 2005
23	Corey Dillon vs. Indianapolis, Jan. 16, 2005
	Craig James at L.A. Raiders, Jan. 5, 1986
22	Antowain Smith vs. Indianapolis, Jan. 18, 2004
	Derrick Cullors vs. Miami, Dec. 28, 1997
	Craig James at Miami, Jan. 12, 1986
	Craig James, at N.Y. Jets, Dec. 28, 1985
	Laurence Maroney vs. Jacksonville, Jan. 12, 2008

### RUSHING YARDS

**Career—**

508	Corey Dillon (8 games)
456	Antowain Smith (6 games)
425	Kevin Faulk (19 games)
369	Laurence Maroney (7 games)
361	LeGarrette Blount (5 games)
290	Craig James (5 games)

### RUSHING YARDS (Cont.)

**Game—**

166	LeGarrette Blount vs. Indianapolis, Jan. 11, 2014
	Curtis Martin, vs. Pittsburgh, Jan. 5, 1997
148	LeGarrette Blount vs. Indianapolis, Jan. 18, 2015
144	Corey Dillon vs. Indianapolis, Jan. 16, 2005
122	Laurence Maroney vs. Jacksonville, Jan. 12, 2008
	Laurence Maroney vs. San Diego, Jan. 20, 2008
105	Craig James, at Miami, Jan. 12, 1986
104	Craig James, at L.A. Raiders, Jan. 5, 1986
100	Antowain Smith vs. Indianapolis, Jan. 18, 2004

**LONGEST RUSHES**

78t	Curtis Martin vs. Pittsburgh, Jan. 5, 1997
73t	LeGarrette Blount vs. Indianapolis, Jan. 11, 2014
45	Robert Weathers at Miami, Jan. 12, 1986
43	Aaron Hernandez vs. Denver, Jan. 14, 2012
42	Corey Dillon vs. Indianapolis, Jan. 16, 2005

### RUSHING TOUCHDOWNS

**Career—**

7	LeGarrette Blount (5 games)
5	Curtis Martin (3 games)
	Tom Brady (29 games)
4	Corey Dillon (8 games)
3	Laurence Maroney (7 games)
	Stevan Ridley (5 games)

**Game—**

4	LeGarrette Blount vs. Indianapolis, Jan. 11, 2014
3	LeGarrette Blount vs. Indianapolis, Jan. 18, 2015
	Curtis Martin vs. Pittsburgh, Jan. 5, 1997

### LONGEST RUSHING TOUCHDOWNS

**78** Curtis Martin vs. Pittsburgh, Jan. 5, 1997

**73** LeGarrette Blount vs. Indianapolis, Jan. 11, 2014

PLAYOFF HISTORY

# INDIVIDUAL PLAYOFF RECORDS

## PLAYOFF PASSING

### PASSING YARDS

#### Career—

7,345	Tom Brady (29 games)*
1,335	Drew Bledsoe (7 games)
571	Steve Grogan (4 games)
561	Tony Eason (5 games)
489	Vito "Babe" Parilli (2 games)

#### Game—

367	Tom Brady vs. Baltimore, Jan. 10, 2015
363	Tom Brady vs. Denver, Jan. 14, 2012
354	Tom Brady vs. Carolina, Feb. 1, 2004
344	Tom Brady vs. Houston, Jan. 13, 2013
341	Tom Brady at Denver, Jan. 14, 2006
328	Tom Brady vs. Seattle, Feb. 1, 2015
320	Tom Brady vs. Baltimore, Jan. 20, 2013
312	Tom Brady vs. Oakland, Jan. 19, 2002
300	Vito "Babe" Parilli at Buffalo Dec. 28, 1963

### PASSING ATTEMPTS

#### Career—

1,085	Tom Brady (29 games)*
252	Drew Bledsoe (7 games)
95	Steve Grogan (4 games)
72	Tony Eason (5 games)
64	Vito "Babe" Parilli (2 games)

#### Game—

54	Tom Brady vs. Baltimore, Jan. 20, 2013
52	Tom Brady vs. Oakland, Jan. 19, 2002
51	Tom Brady at San Diego, Jan. 14, 2007
50	Tom Brady vs. Seattle, Feb. 1, 2015
	Tom Brady vs. Baltimore, Jan. 10, 2015
	Drew Bledsoe at Cleveland, Jan. 1, 1995
48	Tom Brady vs. N.Y. Giants, Feb. 3, 2008
	Tom Brady vs. Carolina, Feb. 1, 2004
	Drew Bledsoe vs. Green Bay, Jan. 26, 1997

### PASS COMPLETIONS

#### Career—

683	Tom Brady (29 games)*
129	Drew Bledsoe (7 games)
48	Steve Grogan (4 games)
42	Tony Eason (5 games)

#### Game—

37	Tom Brady vs. Seattle, Feb. 1, 2015
33	Tom Brady vs. Baltimore, Jan. 10, 2015
32	Tom Brady vs. Carolina, Feb. 1, 2004
	Tom Brady vs. Oakland, Jan. 19, 2002
29	Tom Brady vs. Baltimore, Jan. 20, 2013
	Tom Brady vs. N.Y. Jets, Jan. 16, 2011
	Tom Brady vs. N.Y. Giants, Feb. 3, 2008
27	Tom Brady vs. N.Y. Giants, Feb. 5, 2012
	Tom Brady at San Diego, Jan. 14, 2007

### COMPLETION PERCENTAGE

#### Career—

62.9	Tom Brady (29 games) (1,085-683)
58.3	Tony Eason (5 games) (72-42)
54.5	Tom Owen (1 game) (22-12)
51.2	Drew Bledsoe (7 games) (252-129)
50.5	Steve Grogan (4 games) (95-48)

### COMPLETION PERCENTAGE (Cont.)

#### Game (Minimum 10 att.)—

92.9	Tom Brady vs. Jacksonville, Jan. 12, 2008 (28-26)*
83.0	Tony Eason at Miami, Jan. 12, 1986 (12-10)
76.5	Tom Brady vs. Denver, Jan. 14, 2012 (34-26)
75.0	Tony Eason at N.Y. Jets, Dec. 28, 1986 (16-12)
74.0	Tom Brady vs. Seattle, Feb. 1, 2015 (50-37)
69.7	Tom Brady vs. Philadelphia, Feb. 6, 2005 (33-23)

### PASSING TOUCHDOWNS

#### Career—

53	Tom Brady (29 games)*
7	Tony Eason (5 games)
6	Drew Bledsoe (7 games)
3	Steve Grogan (4 games)
2	Vito "Babe" Parilli (2 games)

#### Game—

6	Tom Brady vs. Denver, Jan. 14, 2012**
4	Tom Brady vs. Seattle, Feb. 1, 2015
3	Tom Brady vs. Indianapolis, Jan. 18, 2015
	Tom Brady vs. Baltimore, Jan. 10, 2015
	Tom Brady vs. Houston, Jan. 13, 2013
	Tom Brady vs. Jacksonville, Jan. 12, 2008
	Tom Brady vs. Jacksonville, Jan. 7, 2006
	Tom Brady vs. Carolina, Feb. 1, 2004
	Tony Eason at Miami, Jan. 12, 1986
2	11 times. Most recent
	Tom Brady vs. N.Y. Giants on Feb. 5, 2012

### INTERCEPTIONS

#### Career—

26	Tom Brady (29 games)
12	Drew Bledsoe (7 games)
7	Steve Grogan (4 games)
2	Vito "Babe" Parilli (2 games)

#### Game—

4	Drew Bledsoe vs. Green Bay, Jan. 26, 1997
3	Drew Bledsoe at Cleveland, Jan. 1, 1995
	Tom Brady vs. Baltimore, Jan. 10, 2010
	Tom Brady vs. San Diego, Jan. 20, 2008
	Tom Brady at San Diego, Jan. 14, 2007

### PASSER RATING

#### Career (Minimum 25 att.)—

115.6	Tony Eason (5 games)
89.0	Tom Brady (29 games)
67.8	Vito "Babe" Parilli (2 games)
54.9	Drew Bledsoe (7 games)
50.4	Scott Zolak (2 games)

#### Game (Minimum 10 att.)—

141.4	Tom Brady vs. Jacksonville, Jan. 12, 2008
137.6	Tom Brady vs. Denver, Jan. 14, 2012
132.0	Tony Eason at N.Y. Jets, Dec. 28, 1986
130.9	Tony Eason at Miami, Jan. 12, 1986
130.5	Tom Brady at Pittsburgh, Jan. 23, 2005
116.4	Tom Brady vs. Jacksonville, Jan. 7, 2006
115.0	Tom Brady vs. Houston, Jan. 13, 2013
110.2	Tom Brady vs. Philadelphia, Feb. 6, 2005

\*\* Tied NFL Record

\* NFL Record

## PLAYOFF RECEIVING

### RECEPTIONS

#### Career—

69	Wes Welker (9 games)
58	Troy Brown (20 games)
56	Deion Branch (14 games)
51	Kevin Faulk (19 games)
51	Julian Edelman (10 games)

#### Game—

11	Shane Vereen vs. Seattle, Feb. 1, 2015
	Wes Welker vs. N.Y. Giants, Feb. 3, 2008
	Deion Branch vs. Philadelphia, Feb. 6, 2005
10	Julian Edelman at Denver, Jan. 19, 2014
	Rob Gronkowski vs. Denver, Jan. 14, 2012
	Jabar Gaffney at San Diego, Jan. 14, 2007
	Deion Branch vs. Carolina, Feb. 1, 2004
	Jermaine Wiggins vs. Oakland, Jan. 19, 2002

### RECEIVING YARDS

#### Career—

852	Deion Branch (14 games)
694	Troy Brown (20 games)
686	Wes Welker (9 games)
529	Julian Edelman (10 games)
527	Rob Gronkowski (8 games)
412	Kevin Faulk (19 games)

#### Game—

153	Deion Branch at Denver, Jan. 14, 2006 (8 rec)
145	Rob Gronkowski vs. Denver, Jan. 14, 2012 (10)
143	Deion Branch vs. Carolina, Feb. 1, 2004 (10)
133	Deion Branch vs. Philadelphia, Feb. 6, 2005 (11)
131	Wes Welker vs. Houston, Jan. 13, 2013 (8)
121	Troy Brown at Pittsburgh, Jan. 27, 2002 (8)
120	Larry Garron at Buffalo, Dec. 28, 1963 (4)



# INDIVIDUAL PLAYOFF RECORDS

## PLAYOFF RECEIVING (Cont.)

### TOUCHDOWN RECEPTIONS

#### Career—

- 7 David Givens (8 games)
- 6 Rob Gronkowski (8 games)
- 4 Deion Branch (14 games)
- Julian Edelman (10 games)
- Wes Welker (9 games)
- 3 Danny Amendola (5 games)
- Benjamin Watson (9 games)
- Jabar Gaffney (6 games)
- Stanley Morgan (7 games)
- 2 Troy Brown (20 games)
- Keith Byars (5 games)
- Russ Francis (2 games)
- Larry Garron (2 games)
- Aaron Hernandez (6 games)
- David Patten (6 games)
- Shane Vereen (6 games)
- Mike Vrabel (17 games)

### TOUCHDOWN RECEPTIONS (Cont.)

#### Game—

- 3 Rob Gronkowski vs. Denver, Jan. 14, 2012
- 2 Danny Amendola vs. Baltimore, Jan. 10, 2015
- Julian Edelman vs. Baltimore, Jan. 10, 2010
- Shane Vereen vs. Houston, Jan. 13, 2013
- Benjamin Watson vs. Jacksonville, Jan. 12, 2008
- Larry Garron at Buffalo, Dec. 28, 1963
- Stanley Morgan at Denver, Jan. 4, 1987

### LONGEST RECEPTIONS

- 73 Deion Branch from Tom Brady, at Denver, 1/14/06
- 63t Benjamin Watson from Tom Brady, vs. Jac., 1/7/06
- 61t Deion Branch from Tom Brady, vs. Denver, 1/14/12
- 60t Deion Branch from Tom Brady, at Pittsburgh, 1/23/05
- 59t Larry Garron from Babe Parilli, at Buffalo, 12/28/63

## PLAYOFF SCRIMMAGE YARDS

### SCRIMMAGE YARDS (RUSHING AND RECEIVING)

#### Career—

- 893 Deion Branch (14 games) (41 rush, 852 rec.)
- 837 Kevin Faulk (19 games) (425 rush, 412 rec.)
- 720 Wes Welker (9 games) (34 rush, 686 rec.)
- 675 Troy Brown (20 games) (-19 rush, 694 rec.)
- 582 Corey Dillon (8 games) (508 rush, 74 rec.)
- 558 Julian Edelman (10 games) (29 rush, 529 rec.)
- 527 Rob Gronkowski (8 games) (0 rush, 527 rec.)

### SCRIMMAGE YARDS (Cont.)

#### Game—

- 175 Curtis Martin vs. Pitt., Jan. 5, 1997 (166 rush, 9 rec.)
- 166 LeGarrette Blount vs. Ind., Jan. 11, 2014 (166 rush)
- 164 Larry Garron at Buff., Dec. 28, 1963 (44 rush, 120 rec.)
- 162 Laurence Maroney vs. Jac., Jan. 12, 2008 (122 rush, 40 rec.)
- 161 Corey Dillon vs. Ind., Jan. 16, 2005 (144 rush, 17 rec.)
- 153 Deion Branch vs. Den., Jan. 14, 2006 (0 rush, 153 rec.)
- Deion Branch at Pitt., Jan. 23, 2005 (37 rush, 116 rec.)

## PLAYOFF INTERCEPTIONS

### INTERCEPTIONS

#### Career—

- 7 Rodney Harrison (9 games)
- 5 Asante Samuel (14 games)
- 4 Ty Law (12 games)
- 3 Fred Marion (6 games)

#### Game—

- 3 Ty Law vs. Indianapolis, Jan. 18, 2004
- 2 Bob Dee at Buffalo, Dec. 28, 1963
- 2 Alfonso Dennard vs. Indianapolis, Jan. 11, 2014
- 2 Rodney Harrison, Feb. 6, 2005
- 2 Ronnie Lippett at L.A. Raiders, Jan. 5, 1986
- 2 Ross O'Hanley at Buffalo, Dec. 28, 1963
- 2 Eugene Wilson at Pittsburgh, Jan. 23, 2005

### INTERCEPTION RETURN YARDAGE (Cont.)

#### Game—

- 87 Rodney Harrison at Pittsburgh, Jan. 23, 2005 (1 int.)
- 73 Asante Samuel vs. Jacksonville, Jan. 7, 2006 (1)
- 47 Ty Law vs. St. Louis, Feb. 3, 2002 (1)
- 40 Todd Collins vs. Miami, Dec. 28, 1997 (1)
- 39 Asante Samuel at Indianapolis, Jan. 21, 2007 (1)

### LONGEST INTERCEPTION RETURN

- 87 Rodney Harrison, at Pittsburgh, Jan. 23, 2005 (TD)
- 73 Asante Samuel, vs. Jacksonville, Jan. 7, 2006 (TD)
- 47 Ty Law, vs. St. Louis, Feb. 3, 2002 (TD)
- 40 Todd Collins vs. Miami, Dec. 28, 1997 (1)
- 39 Asante Samuel at Indianapolis, Jan. 21, 2007 (TD)
- 36 Asante Samuel vs. N.Y. Jets, Jan. 7, 2007 (TD)

### INTERCEPTION RETURN YARDAGE

#### Career—

- 158 Asante Samuel (14 games)
- 118 Rodney Harrison (8 games)
- 73 Ty Law (12 games)
- 69 Fred Marion (6 games)
- 40 Todd Collins (5 games)

### INTERCEPTION RETURNS FOR TOUCHDOWNS

- 3 Asante Samuel (14 games)
- 1 Rodney Harrison (9 games)
- 1 Ty Law (12 games)
- 1 Todd Collins (5 games)

## PLAYOFF SACKS

### SACKS

#### Career—

- 16.0 Willie McGinest (18 games)
- 7.0 Mike Vrabel (17 games)
- 5.0 Jarvis Green (15 games)
- 4.5 Tedy Bruschi (22 games)
- 4.5 Richard Seymour (15 games)

#### Game—

- 4.5 Willie McGinest vs. Jacksonville, Jan. 7, 2006
- 3.0 Garin Veris vs. N.Y. Jets, Dec. 28, 1985
- 3.0 Willie McGinest vs. Tennessee, Jan. 10, 2004
- 2.5 Jarvis Green vs. Indianapolis, Jan. 18, 2004
- 2.0 Nine times. Most recent:  
Rob Ninkovich vs. Baltimore, Jan. 20, 2013

# INDIVIDUAL PLAYOFF RECORDS

## PLAYOFF PUNTS

### PUNTS

#### Career—

- 43 Tom Tupa (6 games)
- 35 Rich Camarillo (6 games)
- 34 Ken Walter (6 games)
- 23 Josh Miller (5 games)
- 21 Zoltan Mesko (6 games)
- 16 Ryan Allen (5 games)
- 14 Todd Sauerbrun (3 games)
- Chris Hanson (4 games)
- Tom Yewcic (2 games)

#### Game—

- 9 Rich Camarillo at Denver, Jan. 4, 1987 (50.2 avg.)
- 8 Ken Walter vs. St. Louis, Feb. 3, 2002 (43.1)
- Ken Walter vs. Oakland, Jan. 19, 2002 (35.0)
- Tom Tupa, at Jacksonville, Jan. 3, 1999 (47.3)
- Tom Tupa, vs. Green Bay, Jan. 26, 1997 (45.1)

### PUNT AVERAGE

#### Career— (Minimum 10 punts)

- 45.7 Todd Sauerbrun (14 punts)
- 44.5 Rich Camarillo (35 punts)
- 44.2 Zoltan Mesko (21 punts)
- 43.4 Ryan Allen (16 punts)

#### Game—

- 52.8 Zoltan Mesko vs. Houston, Jan. 13, 2013 (5 kicks)
- 51.4 Todd Sauerbrun at Indianapolis, Jan. 14, 2007 (5 kicks)
- 50.2 Rich Camarillo at Denver, Jan. 4, 1987 (9)

### LONGEST PUNTS

- 68 Tom Yewcic at San Diego, Jan. 5, 1964
- 64 Ryan Allen vs. Seattle, Feb. 1, 2015
- 64 Zoltan Mesko vs. Houston, Jan. 13, 2013
- 62 Rich Camarillo vs. Chicago, Jan. 26, 1986
- 61 Zoltan Mesko vs. Houston, Jan. 13, 2013
- 60 Ryan Allen at Denver, Jan. 19, 2014
- 60 Rich Camarillo at Denver, Jan. 4, 1987

## PLAYOFF PUNT RETURNS

### PUNT RETURNS

#### Career—

- 33 Troy Brown (20 games)
- 21 Julian Edelman (10 games)
- 18 David Meggett (5 games)
- 8 Wes Welker (9 games)
- Irving Fryar (4 games)
- 7 Tim Dwight (2 games)

#### Game—

- 7 David Meggett vs. Pittsburgh, Jan. 5, 1997
- 5 Troy Brown vs. Oakland, Jan. 19, 2002
- Julian Edelman vs. Indianapolis, Jan. 11, 2014
- 4 Wes Welker vs. Baltimore, Jan. 20, 2013
- Tim Dwight vs. Jacksonville, Jan. 7, 2006
- Troy Brown vs. Carolina, Feb. 1, 2004
- Troy Brown at Jacksonville, Jan. 3, 1999
- David Meggett vs. Green Bay, Jan. 26, 1997
- Irving Fryar at N.Y. Jets, Dec. 28, 1985

### PUNT RETURN YARDS

#### Career—

- 315 Troy Brown (20 games)
- 284 Julian Edelman (10 games)
- 165 David Meggett (5 games)

### PUNT RETURN YARDS (Cont.)

- 85 Wes Welker (9 games)
- 68 Tim Dwight (2 games)
- 47 Irving Fryar (4 games)

#### Game—

- 80 Troy Brown at Pittsburgh, Jan. 27, 2002
- 72 David Meggett vs. Pittsburgh, Jan. 5, 1997
- 71 Julian Edelman vs. Indianapolis, Jan. 18, 2015
- 56 Wes Welker vs. Baltimore, Jan. 20, 2013
- 49 Troy Brown vs. Oakland, Jan. 19, 2002
- 45 Julian Edelman vs. Baltimore, Jan. 10, 2015
- 42 Julian Edelman vs. N.Y. Jets, Jan. 16, 2011
- 40 Troy Brown vs. Carolina, Feb. 1, 2004

### LONGEST PUNT RETURN

- 551 Troy Brown at Pittsburgh, Jan. 27, 2002
- 45 Julian Edelman vs. Indianapolis, Jan. 18, 2015
- 41 Julian Edelman vs. N.Y. Jets, Jan. 16, 2011
- 28 Wes Welker vs. Baltimore, Jan. 20, 2013
- Julian Edelman vs. Baltimore, Jan. 10, 2010
- Troy Brown vs. Carolina, Feb. 1, 2004
- Art Graham at Buffalo., Dec. 28, 1963

## PLAYOFF KICKOFF RETURNS

### KICKOFF RETURNS

#### Career—

- 17 Ellis Hobbs (8 games)
- 15 Patrick Pass (10 games)
- Stephen Starring (5 games)
- 12 Laurence Maroney (7 games)
- 11 Bethel Johnson (6 games)

#### Game—

- 7 Stephen Starring vs. Chicago, Jan. 26, 1986
- 6 Ellis Hobbs at Indianapolis, Jan. 21, 2007
- Derrick Cullors at Jacksonville, Jan. 3, 1999
- 5 Danny Amendola vs. Baltimore, Jan. 10, 2015
- Brandon Tate vs. N.Y. Jets, Jan. 16, 2011
- Patrick Pass vs. Oakland, Jan. 19, 2002
- David Meggett vs. Green Bay, Jan. 26, 1997

### KICKOFF RETURN YARDS

#### Career—

- 471 Ellis Hobbs (8 games)
- 336 Patrick Pass (10 games)
- 315 Stephen Starring (5 games)
- 257 Laurence Maroney (7 games)
- 228 Bethel Johnson (6 games)

#### Game—

- 220 Ellis Hobbs at Indianapolis, Jan. 21, 2007
- 153 Stephen Starring vs. Chicago, Jan. 26, 1986
- 125 Danny Amendola vs. Baltimore, Jan. 10, 2015
- 117 David Meggett vs. Green Bay, Jan. 26, 1997
- 108 Brandon Tate vs. N.Y. Jets, Jan. 16, 2011
- 101 Danny Woodhead vs. Baltimore, Jan. 22, 2012
- 95 Patrick Pass vs. Oakland, Jan. 19, 2002
- 94 Laurence Maroney vs. N.Y. Giants, Feb. 3, 2008

### LONGEST KICKOFF RETURN

- 80 Ellis Hobbs at Indianapolis, Jan. 21, 2007
- 47 Raymond Clayborn vs. Houston, Dec. 31, 1978
- 43 Laurence Maroney vs. N.Y. Giants, Feb. 3, 2008
- 42 Darius Butler vs. Baltimore, Jan. 10, 2010
- 41 Danny Woodhead vs. Baltimore, Jan. 22, 2012
- Ellis Hobbs at Indianapolis, Jan. 21, 2007
- 36 Stephen Starring at Miami, Jan. 12, 1986

# TEAM PLAYOFF RECORDS

## MOST POINTS SCORED

- 45 vs. Ind., Jan. 18, 2015 (W 45-7)
- 45 vs. Denver, Jan. 14, 2012 (W 45-10)
- 43 vs. Ind., Jan. 11, 2014 (W 43-22)
- 41 vs. Houston, Jan. 13, 2013 (W 41-28)
- 41 at Pittsburgh, Jan. 23, 2005 (W 41-27)
- 37 vs. N.Y. Jets, Jan. 7, 2007 (W 37-16)
- 35 vs. Baltimore, Jan. 10, 2015 (W 35-31)

## FEWEST POINTS ALLOWED

- 3 vs. Jacksonville, Jan. 7, 2006 (W 20-3)
- vs. Indianapolis, Jan. 16, 2005 (W 20-3)
- vs. Miami, Dec. 28, 1997 (W 17-3)
- vs. Pittsburgh, Jan. 5, 1997 (W 28-3)
- 6 vs. Jacksonville, Jan. 12, 1997 (W 20-6)

## JACKSONVILLE

### Total—

- 31 vs. Denver, Jan. 14, 2012
- 29 vs. Baltimore, Jan. 10, 2015
- vs. Carolina, Feb. 1, 2004
- 28 vs. Indianapolis, Jan. 18, 2015
- vs. Baltimore, Jan. 20, 2013
- 26 vs. N.Y. Jets, Jan. 16, 2011
- vs. N.Y. Jets, Jan. 7, 2007

### Rushing—

- 15 at Miami, Jan. 12, 1986
- 14 vs. Indianapolis, Jan. 18, 2015
- 13 vs. Indianapolis, Jan. 11, 2014
- vs. San Diego, Jan. 20, 2008
- vs. N.Y. Jets, Jan. 7, 2007
- 11 vs. Jacksonville, Jan. 12, 2008
- vs. Indianapolis, Jan. 16, 2005

### Passing—

- 22 vs. Baltimore, Jan. 10, 2015
- 21 vs. Seattle, Feb. 1, 2015
- 19 vs. Baltimore, Jan. 20, 2013
- vs. Denver, Jan. 14, 2012
- vs. N.Y. Jets, Jan. 16, 2011
- vs. Carolina, Feb. 1, 2004
- 17 vs. N.Y. Giants, Feb. 3, 2008
- vs. Oakland, Jan. 19, 2002
- 15 at Denver, Jan. 19, 2014
- vs. Houston, Jan. 13, 2013
- vs. N.Y. Giants, Feb. 5, 2012
- vs. Baltimore, Jan. 22, 2012
- vs. Indianapolis, Jan. 18, 2004

### Penalty—

- 7 at Oakland, Dec. 18, 1976
- 3 vs. Seattle, Feb. 1, 2015
- vs. Baltimore, Jan. 10, 2015
- vs. Baltimore, Jan. 20, 2013
- vs. Denver, Jan. 24, 2012
- at San Diego, Jan. 14, 2007
- vs. Carolina, Feb. 1, 2004

## 3rd Down Efficiency—

- .688 vs. N.Y. Jets, Jan. 7, 2007 (11/16)
- .670 vs. Indianapolis, Jan. 18, 2015 (12/18)
- .611 vs. Indianapolis, Jan. 11, 2014 (11/18)
- .600 vs. Jacksonville, Jan. 12, 2008 (6/10)
- .570 vs. Seattle, Feb. 1, 2015 (8/14)

## TOTAL NET YARDS

### Most—

- 509 vs. Denver, Jan. 14, 2012 (146 R, 363 P, 64 Plays)
- 481 vs. Carolina, Feb. 1, 2004 (127 R, 354 P, 83 Plays)
- 457 vs. Houston, Jan. 13, 2013 (122 R, 335 P, 65 Plays)
- 428 vs. Baltimore, Jan. 20, 2013 (108 R, 320 P, 82 Plays)
- 422 vs. Baltimore, Jan. 10, 2015 (13 R, 408 P, 66 Plays)
- 420 at Denver, Jan. 14, 2006 (79 R, 341 P, 57 Plays)
- 419 vs. Indianapolis, Jan. 11, 2014 (234 R, 185 P, 73 Plays)
- 403 vs. Jacksonville, Jan. 12, 2008 (145 R, 258 P, 58 Plays)

## Greatest Playoff Comebacks

Rank	Date	Opponent	Largest Deficit	Largest Deficit Score	Final Score
1	01/10/15	vs. Baltimore	14 Points	14-0, 28-14	35-31
2	01/14/07	@ San Diego	11 Points	14-3	24-21

## NO. OF PLAYS

- 84 vs. Oak., Jan. 19, 2002 (30 R, 54 P)
- 83 vs. Carolina, Feb. 1, 2004 (35R, 48 P)
- 82 vs. Baltimore, Jan. 20, 2013 (28R, 54P)
- 78 vs. N.Y. Jets, Jan. 16, 2011 (28R, 50P)
- 76 vs. Indianapolis, Jan. 18, 2015 (40R, 36P)
- 74 at S.D., Jan. 14, 2007 (21R, 53P)

## RUSHING

### Attempts—

- 59 at Miami, Jan. 12, 1986
- 49 at Oakland, Dec. 18, 1976
- at L.A. Raiders, Jan. 5, 1986
- 46 vs. Indianapolis, Jan. 11, 2014
- 40 vs. Indianapolis, Jan. 18, 2015

### Yards Rushing—

- 255 at Miami, Jan. 12, 1986
- 234 vs. Indianapolis, Jan. 11, 2014
- 210 vs. Indianapolis, Jan. 16, 2005
- 194 vs. Pittsburgh, Jan. 5, 1997
- 177 vs. Indianapolis, Jan. 18, 2015

### Rushing TDs—

- 6 vs. Indianapolis, Jan. 11, 2014
- 3 vs. Pittsburgh, Jan. 5, 1997
- vs. Indianapolis, Jan. 18, 2015
- 2 vs. Houston, Jan. 13, 2013
- vs. Baltimore, Jan. 22, 2012
- at Pittsburgh, Jan. 23, 2005
- at Oakland, Dec. 18, 1976

## PASSING

### Attempts—

- 54 vs. Baltimore, Jan. 20, 2013
- 52 vs. Oakland, Jan. 19, 2002
- 51 vs. Baltimore, Jan. 10, 2015
- at San Diego, Jan. 14, 2007
- at Cleveland, Jan. 1, 1995
- 50 vs. Seattle, Feb. 1, 2015
- 48 vs. N.Y. Giants, Feb. 3, 2008
- vs. Carolina, Feb. 1, 2004
- vs. Green Bay, Jan. 26, 1997

### Completions—

- 37 vs. Seattle, Feb. 1, 2015
- 34 vs. Baltimore, Jan. 10, 2015
- 32 vs. Carolina, Feb. 1, 2004
- 32 vs. Oakland, Jan. 19, 2002
- 29 vs. Baltimore, Jan. 20, 2013
- vs. N.Y. Jets, Jan. 16, 2011
- vs. N.Y. Giants, Feb. 3, 2008

### Net Yards Passing—

- 408 vs. Baltimore, Jan. 10, 2015
- 363 vs. Denver, Jan. 14, 2012
- 354 vs. Carolina, Feb. 1, 2004
- 341 at Denver, Jan. 14, 2006
- 335 vs. Houston, Jan. 13, 2013
- 320 vs. Seattle, Feb. 1, 2015
- 320 vs. Baltimore, Jan. 20, 2013

### TDs Passing—

- 6 vs. Denver, Jan. 14, 2012
- 4 vs. Seattle, Feb. 1, 2015
- 4 vs. Baltimore, Jan. 10, 2015
- 3 vs. Indianapolis, Jan. 18, 2015
- vs. Houston, Jan. 13, 2013
- vs. Jacksonville, Jan. 12, 2008
- vs. Jacksonville, Jan. 7, 2006
- vs. Carolina, Feb. 1, 2004
- at Miami, Jan. 12, 1986

### Interceptions (Most)—

- 4 vs. Green Bay, Jan. 26, 1997
- 3 Five Times, Most Recent: vs. Baltimore, Jan. 10, 2010

### Interceptions (Fewest)—

- 0 Many times, Most Recent: at Denver, Jan. 19, 2014

### Sacks Against—

- 0 Many times, Most Recent: vs. Baltimore, Jan. 20, 2013

## PUNTING

### Most Punts For—

- 9 at Denver, Jan. 4, 1987 (50.2 avg.)
- 8 Four times, Most Recent: vs. St. Louis Feb. 3, 2002 (43.1)

## PUNTING (Cont'd)

### Fewest Punts For—

- 1 vs. Indianapolis, Jan. 11, 2014
- vs. Jacksonville, Jan. 12, 2008
- 2 vs. Baltimore, Jan. 22, 2012
- vs. N.Y. Jets, Jan. 7, 2007
- vs. Indianapolis, Jan. 18, 2004
- 3 vs. Indianapolis, Jan. 18, 2015
- at Denver, Jan. 19, 2014
- vs. N.Y. Giants, Feb. 5, 2012
- vs. Denver, Jan. 14, 2012
- at Oakland, Dec. 18, 1976
- at Denver, Jan. 14, 2006

## DEFENSE

### Fewest Yards Allowed—

- 162 vs. Miami, Dec. 28, 1997
- 209 vs. Indianapolis, Jan. 18, 2015
- 213 vs. Pittsburgh, Jan. 5, 1997
- 230 vs. Oakland, Jan. 19, 2002

### Most Yards Allowed—

- 610 at San Diego, Jan. 5, 1963
- 507 at Denver, Jan. 19, 2014
- 455 at Indianapolis, Jan. 21, 2007
- 448 vs. Miami, Jan. 8, 1983

### Sacks—

- 6 vs. Jacksonville, Jan. 7, 2006 (42 yds)
- 5 vs. Denver, Jan. 14, 2012 (28 yds)
- vs. Green Bay, Jan. 26, 1997 (38)
- at N.Y. Jets, Dec. 28, 1985 (51)
- 4 Seven times, Most Recent: vs. Philadelphia, Feb. 6, 2005 (33)

### Interceptions—

- 4 vs. Indianapolis, Jan. 11, 2014
- vs. Indianapolis, Jan. 18, 2004
- at Buffalo, Dec. 28, 1964
- 3 vs. Philadelphia, Feb. 6, 2005
- at Pittsburgh, Jan. 23, 2005
- at Pittsburgh, Jan. 27, 2002
- at L.A. Raiders, Jan. 5, 1986

### Turnovers Forced—

- 6 at Miami, Jan. 12, 1986 (2 INT, 4 FR)
- at L.A. Raiders, Jan. 5, 1986 (3 INT, 3 FR)
- at Buffalo, Dec. 28, 1963 (4 INT, 2 FR)
- 5 vs. Ind., Jan. 18, 2004 (4 INT, 1 FR)
- 4 vs. Ind., Jan. 11, 2014 (4 INT)
- at S.D., Jan. 14, 2007 (1 INT, 3 FR)
- vs. Phila., Feb. 6, 2005 (3 INT, 1 FR)
- at Pitt., Jan. 23, 2005 (3 INT, 1 FR)
- at Pitt., Jan. 27, 2002 (3 INT, 1 FR)
- vs. Jac., Jan. 12, 1997 (2 INT, 2 FR)
- at N.Y. Jets, Dec. 28, 1985 (2 INT, 2 FR)

## PENALTIES

### Most—

- 12 at Pittsburgh Jan. 27, 2002 (87 yds)
- 10 at Oakland, Dec. 18, 1976 (83)
- 8 at Indianapolis, Jan. 21, 2007 (63)
- at Denver, Jan. 14, 2006 (82)
- vs. Carolina, Feb. 1, 2004 (60)
- vs. Houston, Dec. 31, 1978 (92)

### Fewest—

- 1 vs. Baltimore, Jan. 22, 2012 (5 yds)
- at Pittsburgh, Jan. 23, 2005 (5)
- vs. Oakland Jan. 19, 2002 (15)
- at N.Y. Jets, Dec. 28, 1985 (10)
- at San Diego, Jan. 5, 1964 (18)

### Most Yards Lost—

- 92 vs. Hou., Dec. 31, 1978 (8 pen.)
- 87 at Pittsburgh, Jan. 27, 2002 (12)
- 83 at Oakland, Dec. 18, 1976 (10)
- 82 at Denver, Jan. 14, 2006 (8)

### Fewest Yards Lost—

- 5 vs. Baltimore, Jan. 22, 2012 (1 pen.)
- at Pittsburgh, Jan. 23, 2005 (1)
- vs. Jacksonville, Jan. 12, 1997 (2)
- 10 at N.Y. Jets, Dec. 28, 1985 (1)
- 14 vs. Tennessee, Jan. 10, 2004 (2)
- 15 Four Times, Most Recent: at Denver, Jan. 19, 2014

PLAYOFF HISTORY

# 1963 AFL CHAMPIONSHIP GAME

1963 AFL CHAMPIONSHIP GAME • SAN DIEGO 51, BOSTON 10 • Balboa Stadium  
 January 5, 1964 • Weather: 71 degrees; wind NW 11 mph • Attendance - 30,127

	1	2	3	4	OT	F
Boston Patriots	7	3	0	0	--	10
San Diego	21	10	7	13	--	51

TEAM	Q	PLAY	SCORE	
			Visitor	Home
SD	1	T. Rote 2 yd run (G. Blair kick)	0	7
SD	1	K. Lincoln 67 yd run (G. Blair kick)	0	14
BOS	1	L. Garron 7 yd run (G. Cappelletti kick)	7	14
SD	1	P. Lowe 58 yd run (G. Blair kick)	7	21
SD	2	G. Blair 11 yd field goal	7	24
BOS	2	G. Cappelletti 15 yd field goal	10	24
SD	2	D. Norton 14 yd pass from T. Rote (G. Blair kick)	10	31
SD	3	L. Alworth 48 yd pass from T. Rote (G. Blair kick)	10	38
SD	4	K. Lincoln 25 yd pass from J. Hadl (pass failed)	10	44
SD	4	J. Hadl 1 yd run (G. Blair kick)	10	51

TEAM STATISTICS	BOS	SD
<b>TOTAL FIRST DOWNS</b>	<b>14</b>	<b>21</b>
By Rushing	6	11
By Passing	8	9
By Penalty	0	1
<b>TOTAL NET YARDS</b>	<b>262</b>	<b>610</b>
Total Offensive Plays	59	60
<b>NET YARDS RUSHING</b>	<b>75</b>	<b>318</b>
Total Rushing Plays	16	32
Avg. per Rush	4.7	9.9
<b>NET YARDS PASSING</b>	<b>186</b>	<b>292</b>
Gross Yards Passing	228	305
Att.-Comp.-I	37-17-2	26-17-0
Completion Pct.	45.9	65.4
<b>PUNTS/AVERAGE</b>	<b>7/47</b>	<b>2/43.5</b>
<b>PENALTIES/YARDS</b>	<b>1/18</b>	<b>6/30</b>
<b>FUMBLES/BALLS LOST</b>	<b>1/0</b>	<b>1/1</b>
<b>FIELD GOALS</b>	<b>15</b>	<b>11</b>

## FINAL INDIVIDUAL STATISTICS

RUSHING	NO	YDS	AVG	LG	TD	RUSHING	NO	YDS	AVG	LG	TD
H. Crump	7	18	2.6	6	0	K. Lincoln	13	206	15.8	67t	1
L. Garron	3	15	5.0	7t	1	P. Lowe	12	94	7.8	58t	1
B. Lott	3	15	5.0	6	0	T. Rote	4	15	3.8	10	1
T. Yewcic	1	14	14.0	14	0	G. McDougall	1	2	2.0	2	0
V. Parilli	1	10	10.0	10	0	J. Hadl	1	1	1.0	1t	1
R. Burton	1	3	3.0	3	0	B. Jackson	1	0	0.0	0	0
<b>Patriots:</b>	<b>16</b>	<b>75</b>	<b>4.7</b>	<b>14</b>	<b>1</b>	<b>Chargers:</b>	<b>32</b>	<b>318</b>	<b>9.9</b>	<b>67t</b>	<b>4</b>

RECEIVING	NO	YDS	AVG	LG	TD	RECEIVING	NO	YDS	AVG	LG	TD
R. Burton	4	12	3.0	8	0	K. Lincoln	7	123	17.6	32	1
H. Colclough	3	26	8.7	10	0	L. Alworth	4	77	19.3	48	1
G. Cappelletti	2	72	36.0	49	0	J. MacKinnon	2	53	26.5	33	0
A. Graham	2	68	34.0	45	0	D. Norton	2	44	22.0	30	1
H. Crump	2	28	14.0	28	0	D. Kocourek	1	5	5.0	5	0
B. Lott	2	16	8.0	11	0	G. McDougall	1	3	3.0	3	0
L. Garron	2	6	3.0	5	0	<b>Chargers:</b>	<b>17</b>	<b>305</b>	<b>17.9</b>	<b>48</b>	<b>3</b>
<b>Patriots:</b>	<b>17</b>	<b>228</b>	<b>13.4</b>	<b>49</b>	<b>0</b>						

INTERCEPTIONS	NO	YDS	AVG	LG	TD	INTERCEPTIONS	NO	YDS	AVG	LG	TD
None						B. Miffling	1	5	5.0	5	0
						P. Maguire	1	10	10.0	10	0
						<b>Chargers:</b>	<b>2</b>	<b>15</b>	<b>7.5</b>	<b>10</b>	<b>0</b>

PUNTING	NO	YDS	AVG	LG	TD	PUNTING	NO	YDS	AVG	LG	TD
T. Yewcic	7	328	46.9	68		R. Maguire	2	87	43.5	44	

PUNT RET.	NO	YDS	AVG	LG	TD	PUNT RET.	NO	YDS	AVG	LG	TD
None						None					

KICKOFF RET.	NO	YDS	AVG	LG	TD	KICKOFF RET.	NO	YDS	AVG	LG	TD
L. Garron	2	32	16.0	17	0	L. Alworth	2	47	23.5	28	0
H. Crump	2	31	15.5	22	0	P. Lowe	1	23	23.0	23	0
R. Burton	2	27	13.5	18	0	<b>Chargers:</b>	<b>3</b>	<b>70</b>	<b>23.3</b>	<b>62</b>	<b>0</b>
B. Suci	1	18	18.0	18	0						
T. Romeo	1	9	9.0	9	0						
B. Yates	1	5	5.0	5	0						
<b>Patriots:</b>	<b>9</b>	<b>122</b>	<b>13.6</b>	<b>22</b>	<b>0</b>						

PASSING	A	C	YDS	PCT.	TD	I	LG	S/YD	RATING
B. Parilli	29	14	189	48.3	0	1	49	0/0	55.1
T. Yewcic	8	3	39	37.5	0	1	23	0/0	14.1
<b>Chargers:</b>	<b>37</b>	<b>17</b>	<b>228</b>	<b>45.9</b>	<b>0</b>	<b>2</b>	<b>45</b>	<b>0/0</b>	<b>43.5</b>

PASSING	A	C	YDS	PCT.	TD	I	LG	S/YD	RATING
T. Rote	15	10	173	66.6	2	0	48	0/0	145.3
J. Hadl	10	6	112	60.0	1	0	33	0/0	132.1
K. Lincoln	1	1	20	100.0	0	0	20	0/0	118.8
<b>San Diego:</b>	<b>25</b>	<b>16</b>	<b>305</b>	<b>64.0</b>	<b>3</b>	<b>0</b>	<b>48</b>	<b>0/0</b>	<b>145.8</b>

## BOSTON PATRIOTS STARTING LINEUP

WR	G. Cappelletti	DE	B. Dee
T	D. Oakes	DT	H. Antwine
G	C. Long	DT	J. Richardson
C	W. Cudzik	DE	L. Eisenhauer
G	B. Neighbors	LB	T. Addison
T	M. Graham	LB	N. Buoniconti
TE	T. Romeo	LB	J. Rudolph
WR	J. Colclough	CB	D. Felt
QB	V. Parilli	CB	B. Suci
RB	R. Burton	S	R. Hall
FB	L. Garron	S	R. O'Hanley

## SAN DIEGO CHARGERS STARTING LINEUP

WR	D. Norton	DE	E. Faison
T	E. Wright	DT	H. Schmidt
G	S. DeLuca	DT	G. Gross
C	D. Rogers	DE	B. Patrick
G	P. Shea	LB	E. Karas
T	R. Mix	LB	C. Allen
TE	D. Kocourek	LB	P. Maguire
WR	L. Alworth	CB	B. Whitehead
QB	T. Rote	CB	D. Harris
RB	K. Lincoln	S	G. Blair
FB	P. Lowe	S	G. Glick

## GAME NOTES

- This was the first of eight championship games involving the Patriots. (also Super Bowls XX, XXXI, XXXVI, XXXVIII, XXXIX, XLII and XLVI).
- The 610 yards yielded by the Patriots defense still ranks as the highest total ever given up by the Patriots.
- The Patriots committed only one penalty versus the Chargers. It is the lowest single game total in team playoff history (tied with Dec. 28, 1985 at N.Y. Jets).

# SUPER BOWL XX

SUPER BOWL XX • CHICAGO 46, NEW ENGLAND 10 • Louisiana Superdome

January 26, 1986 • Weather: Indoors • Attendance - 73,818

	1	2	3	4	OT	F
Chicago Bears	13	10	21	4	--	46
New England Patriots	3	0	0	7	--	10

TEAM	Q	PLAY	SCORE	
			Visitor	Home
NE	1	T. Franklin 36 yd field goal	0	3
CHI	1	K. Butler 28 yd field goal	3	3
CHI	1	K. Butler 24 yd field goal	6	3
CHI	1	M. Suhey 11 yd run (K. Butler kick)	13	3
CHI	2	J. McMahon 2 yd run (K. Butler kick)	20	3
CHI	2	K. Butler 24 yd field goal	23	3
CHI	3	J. McMahon 1 yd run (K. Butler kick)	30	3
CHI	3	R. Phillips 28 yd interception return (K. Butler kick)	37	3
CHI	3	W. Perry 1 yd run (K. Butler kick)	44	3
NE	4	I. Fryar 8 yd pass from S. Grogan (T. Franklin kick)	44	10
CHI	4	Safety, S. Grogan tackled by H. Waechter in end zone	46	10

## FINAL INDIVIDUAL STATISTICS

RUSHING					RUSHING					
NO	YDS	AVG	LG	TD	NO	YDS	AVG	LG	TD	
T. Collins	3	4	1.3	3	0	W. Payton	22	61	2.8	7
R. Weathers	1	3	3.0	3	0	M. Suhey	11	52	4.7	11
S. Grogan	1	3	3.0	3	0	T. Sanders	4	15	3.8	10
C. James	5	1	0.2	3	0	D. Gentry	3	15	5.0	8
G. Hawthorne	1	-4	-4.0	-4	0	J. McMahon	5	14	2.8	7
<b>Patriots:</b>	<b>11</b>	<b>7</b>	<b>0.6</b>	<b>3</b>	<b>0</b>	C. Thomas	2	8	4.0	7
						W. Perry	1	1	1.0	1
						S. Fuller	1	1	1.0	1
						<b>Bears:</b>	<b>49</b>	<b>167</b>	<b>3.4</b>	<b>11</b>

RECEIVING					RECEIVING					
NO	YDS	AVG	LG	TD	NO	YDS	AVG	LG	TD	
S. Morgan	7	70	10.0	19	0	W. Gault	4	129	32.3	60
S. Starring	2	39	19.5	24	0	D. Gentry	2	41	20.5	27
I. Fryar	2	24	12.0	16	1	K. Margerum	2	36	18.0	29
T. Collins	2	19	9.5	11	0	E. Moorehead	2	22	11.0	14
D. Ramsey	2	16	8.0	11	0	M. Suhey	1	24	24.0	24
C. James	1	6	6.0	6	0	C. Thomas	1	4	4.0	4
R. Weathers	1	3	3.0	3	0	<b>Bears:</b>	<b>12</b>	<b>256</b>	<b>21.3</b>	<b>60</b>
<b>Patriots:</b>	<b>17</b>	<b>177</b>	<b>10.4</b>	<b>24</b>	<b>1</b>					

INTERCEPTIONS					INTERCEPTIONS				
NO	YDS	AVG	LG	TD	NO	YDS	AVG	LG	TD
None					R. Phillips	1	28	28.0	28
					J. Morrissey	1	47	47.0	47
					<b>Bears:</b>	<b>2</b>	<b>75</b>	<b>37.5</b>	<b>47</b>

PUNTING						PUNTING						
NO	YDS	AVG	TB	In20	LG	NO	YDS	AVG	TB	In20	LG	
R. Camarillo	6	263	43.8	1	1	62	M. Buford	4	173	43.3	1	52

PUNT RET.						PUNT RET.						
NO	FC	YDS	AVG	LG	TD	NO	FC	YDS	AVG	LG	TD	
I. Fryar	2	0	22	11.0	12	0	K. Ortego	2	1	20	10.0	12
<b>Patriots:</b>	<b>2</b>	<b>0</b>	<b>22</b>	<b>11.0</b>	<b>12</b>	<b>0</b>	<b>Bears:</b>	<b>2</b>	<b>1</b>	<b>20</b>	<b>10.0</b>	<b>12</b>

KICKOFF RET.						KICKOFF RET.					
NO	YDS	AVG	LG	TD	NO	YDS	AVG	LG	TD		
S. Starring	7	153	21.9	36	0	W. Gault	4	49	12.3	18	
<b>Patriots:</b>	<b>7</b>	<b>153</b>	<b>21.9</b>	<b>36</b>	<b>0</b>	<b>Bears:</b>	<b>4</b>	<b>49</b>	<b>12.3</b>	<b>18</b>	

PASSING										
A	C	YDS	PCT.	TD	I	LG	S/YD	RATING		
S. Grogan	30	17	177	56.7	1	2	24	4/33	57.2	
T. Eason	6	0	0	0.0	0	0	0	3/28	39.6	
<b>Patriots:</b>	<b>36</b>	<b>17</b>	<b>177</b>	<b>47.2</b>	<b>1</b>	<b>2</b>	<b>24</b>	<b>7/61</b>	<b>48.0</b>	

PASSING										
A	C	YDS	PCT.	TD	I	LG	S/YD	RATING		
J. McMahon	20	12	256	60.0	0	0	60	1/3	104.2	
W. Fuller	4	0	0	0.0	0	0	0	1/11	39.6	
W. Perry	0	0	0	0.0	0	0	0	1/1	--	
<b>Bears:</b>	<b>24</b>	<b>12</b>	<b>256</b>	<b>50.0</b>	<b>0</b>	<b>0</b>	<b>60</b>	<b>3/15</b>	<b>88.2</b>	

TEAM STATISTICS			CHI	NE
<b>TOTAL FIRST DOWNS</b>			<b>23</b>	<b>12</b>
By Rushing			13	1
By Passing			9	10
By Penalty			1	1
Third Down: Md/Att.			7/14	1/10
Third Down: Eff.			50%	10%
<b>TOTAL NET YARDS</b>			<b>408</b>	<b>123</b>
Total Offensive Plays			76	54
Average Per Play			5.4	2.3
<b>NET YARDS RUSHING</b>			<b>167</b>	<b>7</b>
Total Rushing Plays			49	11
Avg. per Rush			3.4	0.6
<b>NET YARDS PASSING</b>			<b>241</b>	<b>116</b>
Sacked/Yards Lost			3/15	7/61
Gross Yards Passing			256	177
Att.-Comp.-I			24-12-0	36-17-2
Completion Pct.			50.0	47.2
<b>PUNTS/AVERAGE</b>			<b>4/43.4</b>	<b>6/43.8</b>
<b>PENALTIES/YARDS</b>			<b>7/40</b>	<b>5/35</b>
<b>FUMBLES/BALLS LOST</b>			<b>3/2</b>	<b>4/4</b>
<b>FIELD GOALS</b>			<b>28,24,24</b>	<b>36</b>

## NE PATRIOTS STARTING LINEUP

WR	S. Morgan	DE	G. Veris
T	B. Holloway	NT	L. Williams
G	J. Hannah	DE	J. Adams
C	P. Brock	LB	A. Tippett
G	R. Wooten	LB	S. Nelson
T	S. Moore	LB	L. McGrew
TE	L. Dawson	LB	D. Blackmon
WR	S. Starring	CB	R. Lippett
QB	T. Eason	CB	R. Clayborn
RB	T. Collins	S	R. James
FB	C. James	S	F. Marion

## CHICAGO BEARS STARTING LINEUP

WR	W. Gault	DE	D. Hampton
T	J. Covert	DL	S. McMichael
G	M. Bortz	DL	W. Perry
C	J. Hilgenberg	DE	R. Dent
G	T. Thayer	LB	O. Wilson
T	K. VanHorne	LB	M. Singletary
TE	E. Moorehead	LB	W. Marshall
WR	D. McKinnon	CB	M. Richardson
QB	J. McMahon	CB	L. Frazier
RB	W. Payton	S	D. Duerson
FB	M. Suhey	S	G. Fencik

## GAME NOTES

- This game marked the Patriots' first trip to the Super Bowl and the team's first title game appearance in 22 years.
- New England scored the quickest points in Super Bowl history when K Tony Franklin booted a 36-yard field goal 1:19 into the contest.



# SUPER BOWL XXXI

SUPER BOWL XXXI • GREEN BAY 35, NEW ENGLAND 21 • Louisiana Superdome

January 26, 1997 • Weather: Indoors • Attendance - 72,301

	1	2	3	4	OT	F
New England Patriots	14	0	7	0	--	21
Green Bay Packers	10	17	8	0	--	35

TEAM	Q	PLAY	SCORE	
			Visitor	Home
GB	1	A. Rison 54 yd pass from B. Favre (C. Jacke kick)	0	7
GB	1	C. Jacke 37 yd field goal	0	10
NE	1	K. Byars 1 yd pass from D. Bledsoe (A. Vinatieri kick)	7	10
NE	1	B. Coates 4 yd pass from D. Bledsoe (A. Vinatieri kick)	14	10
GB	2	A. Freeman 81 yd pass from B. Favre (C. Jacke kick)	14	17
GB	2	C. Jacke 31 yd field goal	14	20
GB	2	B. Favre 2 yd run (C. Jacke kick)	14	27
NE	3	C. Martin 18 yd run (A. Vinatieri kick)	21	27
GB	3	D. Howard 99 yd kickoff return (M. Chmura-B. Favre pass)	21	35

## FINAL INDIVIDUAL STATISTICS

RUSHING					RUSHING						
NO	YDS	AVG	LG	TD	NO	YDS	AVG	LG	TD		
C. Martin	11	42	3.8	18t	1	D. Levens	14	61	4.4	12	0
D. Bledsoe	1	1	1.0	1	0	E. Bennett	17	40	2.4	10	0
D. Meggett	1	0	0	0	0	B. Favre	4	12	3.0	12	1
<b>Patriots:</b>	<b>13</b>	<b>43</b>	<b>3.3</b>	<b>18t</b>	<b>1</b>	W. Henderson	1	2	2.0	2	0
						<b>Packers:</b>	<b>36</b>	<b>115</b>	<b>3.2</b>	<b>12</b>	<b>1</b>

RECEIVING					RECEIVING						
NO	YDS	AVG	LG	TD	NO	YDS	AVG	LG	TD		
B. Coates	6	67	11.2	19	1	A. Freeman	3	105	35.0	81t	1
T. Glenn	4	62	15.5	44	0	D. Levens	3	23	7.7	14	0
K. Byars	4	42	10.5	32	1	A. Rison	2	77	38.5	54t	1
S. Jefferson	3	34	11.3	14	0	W. Henderson	2	14	7.0	8	0
C. Martin	3	28	9.3	20	0	M. Chmura	2	13	6.5	8	0
D. Meggett	3	8	2.7	5	0	K. Jackson	1	10	10.0	10	0
V. Brisby	2	12	6.0	7	0	E. Bennett	1	4	4.0	4	0
<b>Patriots:</b>	<b>25</b>	<b>253</b>	<b>10.1</b>	<b>44</b>	<b>2</b>	<b>Packers:</b>	<b>14</b>	<b>246</b>	<b>17.6</b>	<b>81t</b>	<b>2</b>

INTERCEPTIONS					INTERCEPTIONS					
NO	YDS	AVG	LG	TD	NO	YDS	AVG	LG	TD	
None					B. Williams	1	16	16.0	16	0
					M. Prior	1	8	8.0	8	0
					D. Evans	1	0	0	0	0
					C. Newsome	1	0	0	0	0
					<b>Packers:</b>	<b>4</b>	<b>24</b>	<b>6.0</b>	<b>16</b>	<b>0</b>

PUNTING						PUNTING							
NO	YDS	AVG	TB	In20	LG	NO	YDS	AVG	TB	In20	LG		
T. Tupa	8	361	45.1	0	3	53	C. Henrich	7	299	42.7	0	1	58

PUNT RET.						PUNT RET.							
NO	FC	YDS	AVG	LG	TD	NO	FC	YDS	AVG	LG	TD		
D. Meggett	4	2	30	7.5	20	0	D. Howard	6	1	90	15.0	34	0
[DOWNED]	1						[OUT OF BOUNDS]	1					
<b>Patriots:</b>	<b>4</b>	<b>2</b>	<b>30</b>	<b>7.5</b>	<b>20</b>	<b>0</b>	<b>Packers:</b>	<b>6</b>	<b>1</b>	<b>90</b>	<b>15.0</b>	<b>34</b>	<b>0</b>

KICKOFF RET.						KICKOFF RET.					
NO	YDS	AVG	LG	TD		NO	YDS	AVG	LG	TD	
D. Meggett	5	117	23.4	26	0	D. Howard	4	154	38.5	99t	1
H. Graham	1	18	18.0	18	0	<b>Packers:</b>	<b>4</b>	<b>154</b>	<b>38.5</b>	<b>99t</b>	<b>1</b>
<b>Patriots:</b>	<b>6</b>	<b>135</b>	<b>22.5</b>	<b>26</b>	<b>0</b>						

PASSING	A	C	YDS	PCT.	TD	I	LG	S/YD	RATING
D. Bledsoe	48	25	253	52.1	2	4	44	5/39	46.6
<b>Patriots:</b>	<b>48</b>	<b>25</b>	<b>253</b>	<b>52.1</b>	<b>2</b>	<b>4</b>	<b>44</b>	<b>5/39</b>	<b>46.6</b>

PASSING	A	C	YDS	PCT.	TD	I	LG	S/YD	RATING
B. Favre	27	14	246	51.9	2	0	81t	5/38	107.9
<b>Packers:</b>	<b>27</b>	<b>14</b>	<b>246</b>	<b>51.9</b>	<b>2</b>	<b>0</b>	<b>81t</b>	<b>5/38</b>	<b>107.9</b>

TEAM STATISTICS	NE	GB
<b>TOTAL FIRST DOWNS</b>	<b>16</b>	<b>16</b>
By Rushing	3	8
By Passing	12	6
By Penalty	1	2
Third Down: Md/Att.	4/14	3/15
Third Down: Eff.	29%	20%
<b>TOTAL NET YARDS</b>	<b>257</b>	<b>323</b>
Total Offensive Plays	66	68
Avg. per Play	3.9	4.8
<b>NET YARDS RUSHING</b>	<b>43</b>	<b>115</b>
Total Rushing Plays	13	36
Avg. per Rush	3.3	3.2
<b>NET YARDS PASSING</b>	<b>214</b>	<b>208</b>
Sacked/Yards Lost	5/39	5/38
Gross Yards Passing	253	246
Att.-Comp.-Int	48-25-4	27-14-0
Completion Pct.	52.1	51.9
<b>PUNTS/AVERAGE</b>	<b>8/45.1</b>	<b>7/42.7</b>
<b>PENALTIES/YARDS</b>	<b>2/22</b>	<b>3/41</b>
<b>FUMBLES/BALLS LOST</b>	<b>0/0</b>	<b>0/0</b>
<b>FIELD GOALS</b>	None	<b>3/31</b>

## NE PATRIOTS STARTING LINEUP

WR S. Jefferson	DE F. Collins
T B. Armstrong	DL M. Wheeler
G W. Roberts	DL P. Sagapolutele
C D. Wohlabaugh	DE W. McGinest
G T. Rucci	LB C. Slade
T M. Lane	LB T. Johnson
TE B. Coates	LB T. Collins
WR T. Glenn	CB T. Law
QB D. Bledsoe	CB O. Smith
RB C. Martin	S L. Milloy
FB K. Byars	S W. Clay

## GREEN BAY PACKERS STARTING LINEUP

WR A. Freeman	LE R. White
T B. Wilkerson	DT S. Dotson
G A. Taylor	NT Gi. Brown
C F. Winters	DE S. Jones
G A. Timmerman	LB W. Simmons
T E. Dotson	LB R. Cox
TE M. Chmura	LB B. Williams
WR A. Rison	CB C. Newsome
QB B. Favre	CB D. Evans
RB E. Bennett	S L. Butler
RB W. Henderson	S E. Robinson

## GAME NOTES

- The Patriots were within six points (27-21) in the third quarter, but Green Bay's four interceptions and a kickoff return for a touchdown helped the Packers to victory.
- The two teams combined for a Super Bowl record 24 points in the first quarter. (New England - 14; Green Bay - 10)
- Green Bay's Desmond Howard became the first special teams player to be awarded the Super Bowl MVP trophy.

# SUPER BOWL XXXVI

SUPER BOWL XXXVI • NEW ENGLAND 20, ST. LOUIS 17 • Louisiana Superdome

February 3, 2002 • Weather: Indoors • Attendance - 72,922

St. Louis Rams	1	2	3	4	OT	F
New England Patriots	3	0	0	14	--	17
	0	14	3	3	--	20

TEAM	Q	PLAY	SCORE			
			Visitor	Home		
STL	1	J. Wilkins 50 yd field goal	3	0		
NE	2	T. Law 47 yd interception return (A. Vinatieri kick)	3	7		
NE	2	D. Patten 8 yd pass from T. Brady (A. Vinatieri kick)	3	14		
NE	3	A. Vinatieri 37 yd field goal	3	17		
STL	4	K. Warner 2 yd run (J. Wilkins kick)	10	17		
STL	4	R. Proehl 26 yd pass from K. Warner (J. Wilkins kick)	17	17		
NE	4	A. Vinatieri 48 yd field goal	17	20		

## FINAL INDIVIDUAL STATISTICS

RUSHING						RUSHING					
NO	YDS	AVG	LG	TD		NO	YDS	AVG	LG	TD	
M. Faulk	17	76	4.5	15	0	A. Smith	18	92	5.1	17	0
K. Warner	3	6	2.0	5	1	D. Patten	1	22	22.0	22	0
A. Hakim	1	5	5.0	5	0	K. Faulk	2	15	7.5	8	0
J. Hodgins	1	3	3.0	3	0	M. Edwards	2	5	2.5	3	0
<b>Rams:</b>	<b>22</b>	<b>90</b>	<b>4.1</b>	<b>15</b>	<b>1</b>	T. Brady	1	3	3.0	3	0
						J. Redmond	1	-4	-4.0	-4	0
						<b>Patriots:</b>	<b>25</b>	<b>133</b>	<b>5.3</b>	<b>22</b>	<b>0</b>

RECEIVING						RECEIVING					
NO	YDS	AVG	LG	TD		NO	YDS	AVG	LG	TD	
A. Hakim	5	90	18.0	29	0	T. Brown	6	89	14.8	23	0
I. Bruce	5	56	11.2	22	0	J. Redmond	3	24	8.0	11	0
T. Holt	5	49	9.8	18	0	J. Wiggins	2	14	7.0	8	0
M. Faulk	4	54	13.5	22	0	M. Edwards	2	7	3.5	5	0
R. Proehl	3	71	23.7	30	1	D. Patten	1	8	8.0	8t	1
J. Robinson	2	18	9.0	12	0	A. Smith	1	4	4.0	4	0
E. Conwell	2	8	4.0	9	0	K. Faulk	1	-1	-1.0	-1	0
Y. Murphy	1	11	11.0	11	0	<b>Patriots:</b>	<b>16</b>	<b>145</b>	<b>9.1</b>	<b>23</b>	<b>1</b>
J. Hodgins	1	8	8.0	8	0						
<b>Rams:</b>	<b>28</b>	<b>365</b>	<b>13.0</b>	<b>30</b>	<b>1</b>						

INTERCEPTIONS						INTERCEPTIONS					
NO	YDS	AVG	LG	TD		NO	YDS	AVG	LG	TD	
None						T. Law	1	47	47.0	47t	1
						O. Smith	1	30	30.0	0	0
						<b>Patriots:</b>	<b>2</b>	<b>77</b>	<b>38.5</b>	<b>47t</b>	<b>1</b>

PUNTING						PUNTING						
NO	YDS	AVG	TB	In20	LG	NO	YDS	AVG	TB	In20	LG	
J. Baker	4	159	39.8	1	3	49	K. Walter	8	345	43.1	4	2

PUNT RET.						PUNT RET.						
NO	FC	YDS	AVG	LG	TD	NO	FC	YDS	AVG	LG	TD	
D. Bly	3	2	6	2.0	7	0	T. Brown	1	1	4	4.0	4
[OUT OF BOUNDS]	1						[OUT OF BOUNDS]	1				
[TOUCHBACK]	1						[TOUCHBACK]	1				
<b>Rams:</b>	<b>3</b>	<b>2</b>	<b>6</b>	<b>2.0</b>	<b>7</b>	<b>0</b>	<b>Patriots:</b>	<b>1</b>	<b>1</b>	<b>4</b>	<b>4.0</b>	<b>4</b>

KICKOFF RET.						KICKOFF RET.					
NO	YDS	AVG	LG	TD		NO	YDS	AVG	LG	TD	
Y. Murphy	3	81	27.0	38	0	P. Pass	3	85	28.3	35	0
M. Faulk	1	1	1.0	1	0	T. Brown	1	15	15.0	15	0
<b>Rams:</b>	<b>4</b>	<b>82</b>	<b>20.5</b>	<b>38</b>	<b>0</b>	<b>Patriots:</b>	<b>4</b>	<b>100</b>	<b>25.0</b>	<b>35</b>	<b>0</b>

PASSING	A	C	YDS	PCT	TD	I	LG	S/YD	RATING
K. Warner	44	28	365	63.6	1	2	30	3/28	78.3
<b>Rams:</b>	<b>44</b>	<b>28</b>	<b>365</b>	<b>63.6</b>	<b>1</b>	<b>2</b>	<b>30</b>	<b>3/28</b>	<b>78.3</b>

PASSING	A	C	YDS	PCT	TD	I	LG	S/YD	RATING
T. Brady	27	16	145	59.3	1	0	23	1/7	86.2
K. Faulk	0	0	0	0.0	0	0	0	1/4	--
<b>Patriots:</b>	<b>27</b>	<b>16</b>	<b>145</b>	<b>59.3</b>	<b>1</b>	<b>0</b>	<b>23</b>	<b>2/11</b>	<b>86.2</b>

TEAM STATISTICS	STL	NE
<b>TOTAL FIRST DOWNS</b>	<b>26</b>	<b>15</b>
By Rushing	7	6
By Passing	16	8
By Penalty	3	1
Third Down: Md/Att.	5/13	2/11
Third Down: Eff.	38%	18%
<b>TOTAL NET YARDS</b>	<b>427</b>	<b>267</b>
Total Offensive Plays	69	54
Avg. per Play	6.2	4.9
<b>NET YARDS RUSHING</b>	<b>90</b>	<b>133</b>
Total Rushing Plays	22	25
Avg. per Rush	4.1	5.3
<b>NET YARDS PASSING</b>	<b>337</b>	<b>134</b>
Sacked/Yards Lost	3/28	2/11
Gross Yards Passing	365	145
Att.-Comp.-Int	44-28-2	27-16-0
Completion Pct.	63.6	59.3
<b>PUNTS/AVERAGE</b>	<b>4/39.8</b>	<b>8/43.1</b>
<b>PENALTIES/YARDS</b>	<b>6/39</b>	<b>5/31</b>
<b>FUMBLES/BALLS LOST</b>	<b>2/1</b>	<b>0/0</b>
<b>FIELD GOALS</b>	<b>50, 52</b>	<b>37, 48</b>

## NE PATRIOTS STARTING LINEUP

WR T. Brown	LE B. Hamilton
LT M. Light	DT B. Mitchell
LG M. Compton	DT R. Seymour
C D. Woody	RE A. Pleasant
RG J. Andruzzi	LLB M. Vrabel
RT G. Robinson-Randall	MLB T. Bruschi
TE J. Wiggins	RLB R. Phifer
WR D. Patten	LCB T. Law
QB T. Brady	RCB O. Smith
FB M. Edwards	SS L. Millroy
RB A. Smith	FS T. Jones

## ST. LOUIS RAMS STARTING LINEUP

WR T. Holt	LE C. Ahanotu
LT O. Pace	DT B. Young
LG T. Nutton	DT J. Zgonina
C A. McCollum	RE G. Wistrom
RG A. Timmerman	LLB D. Davis
RT R. Jones	MLB L. Fletcher
TE E. Conwell	RLB T. Polley
WR I. Bruce	LCB A. Williams
QB K. Warner	RCB D. McClellan
FB J. Hodgins	SS A. Archuleta
RB M. Faulk	FS K. Herring

## GAME NOTES

- The Patriots won the first Super Bowl in their 42-year history with their 20-17 win over the Rams.
- Patriots kicker Adam Vinatieri kicked the first last second, game-winning field goal in Super Bowl history as his 48-yard kick sailed through the goalposts as time expired.
- The Patriots defense forced three St. Louis turnovers and converted them into two touchdowns and a field goal.

PLAYOFF HISTORY

# SUPER BOWL XXXVIII

SUPER BOWL XXXVIII • NEW ENGLAND 32, CAROLINA 29 • Reliant Stadium

February 1, 2004 • Weather: Indoors • Attendance - 71,525

	<b>1</b>	<b>2</b>	<b>3</b>	<b>4</b>	<b>OT</b>	<b>F</b>
Carolina Panthers	0	10	0	19	--	29
New England Patriots	0	14	0	18	--	32

TEAM	Q	PLAY	SCORE	
			Visitor	Home
NE	2	D. Branch 5 yd pass from T. Brady (A. Vinatieri kick)	0	7
CAR	2	S. Smith 39 yd pass from J. Delhomme (J. Kasay kick)	7	7
NE	2	D. Givens 5 yd pass from T. Brady (A. Vinatieri kick)	7	14
CAR	2	J. Kasay 50 yd field goal	10	14
NE	4	A. Smith 2 yd run (A. Vinatieri kick)	10	21
CAR	4	D. Foster 33 yd run (pass failed)	16	21
CAR	4	M. Muhammad 85 yd pass from J. Delhomme (pass failed)	22	21
NE	4	M. Vrabel 1 yd pass from T. Brady (K. Faulk run)	22	29
CAR	4	R. Proehl 12 yd pass from J. Delhomme (J. Kasay kick)	29	29
NE	4	A. Vinatieri 41 yd field goal	29	32

## FINAL INDIVIDUAL STATISTICS

RUSHING					RUSHING						
NO	YDS	AVG	LG	TD	NO	YDS	AVG	LG	TD		
S. Davis	13	49	3.8	21	0	A. Smith	26	83	3.2	9	1
D. Foster	3	43	14.3	33t	1	K. Faulk	6	42	7	23	0
<b>Panthers:</b>	<b>16</b>	<b>92</b>	<b>5.8</b>	<b>33t</b>	<b>1</b>	T. Brady	2	12	6	12	0
						T. Brown	1	-10	-10	-10	0
						<b>Patriots:</b>	<b>35</b>	<b>127</b>	<b>3.6</b>	<b>23</b>	<b>1</b>

RECEIVING					RECEIVING						
NO	YDS	AVG	LG	TD	NO	YDS	AVG	LG	TD		
M. Muhammad	4	140	35.0	85t	1	D. Branch	10	143	14.3	52	1
S. Smith	4	80	20.0	39t	1	T. Brown	8	76	9.5	13	0
R. Proehl	4	71	17.8	31	1	D. Givens	5	69	13.8	25	1
J. Wiggins	2	21	10.5	15	0	D. Graham	4	46	11.5	33	0
D. Foster	1	9	9.0	9	0	K. Faulk	4	19	4.8	7	0
K. Mangum	1	2	2.0	2	0	M. Vrabel	1	1	1	1	1
<b>Panthers:</b>	<b>16</b>	<b>323</b>	<b>20.2</b>	<b>85</b>	<b>3</b>	<b>Patriots:</b>	<b>32</b>	<b>354</b>	<b>11.1</b>	<b>52</b>	<b>3</b>

INTERCEPTIONS					INTERCEPTIONS					
NO	YDS	AVG	LG	TD	NO	YDS	AVG	LG	TD	
R. Howard	1	12	12.0	12	0	None				

PUNTING					PUNTING								
NO	YDS	AVG	TB	IN20	LG	NO	YDS	AVG	TB	IN20	LG		
T. Sauerbrun	7	310	44.3	0	1	51	K. Walter	5	173	34.6	0	2	51

PUNT RET.					PUNT RET.								
NO	FC	YDS	AVG	LG	TD	NO	FC	YDS	AVG	LG	TD		
S. Smith	1	1	2	2.0	2	0	T. Brown	4	1	40	10.0	28	0
[DOWNED]	1						D. Branch	1	1	2	2.0	2	0
<b>Panthers:</b>	<b>1</b>	<b>1</b>	<b>2</b>	<b>2.0</b>	<b>2</b>	<b>0</b>	<b>Patriots:</b>	<b>5</b>	<b>2</b>	<b>42</b>	<b>8.4</b>	<b>28</b>	<b>0</b>

KICKOFF RET.					KICKOFF RET.						
NO	YDS	AVG	LG	TD	NO	YDS	AVG	LG	TD		
R. Smart	4	74	18.5	22	0	B. Johnson	4	78	19.5	29	0
S. Smith	1	30	30.0	30	0	[OUT OF BOUNDS]	1				
K. Mangum	1	12	12.0	12	0	<b>Patriots:</b>	<b>4</b>	<b>78</b>	<b>19.5</b>	<b>29</b>	<b>0</b>
<b>Panthers:</b>	<b>6</b>	<b>116</b>	<b>19.3</b>	<b>30</b>	<b>0</b>						

PASSING									
A	C	YDS	PCT	TD	I	LG	S/YD	RATING	
J. Delhomme	33	16	323	48.5	3	0	85	4/28	113.6
<b>Panthers:</b>	<b>33</b>	<b>16</b>	<b>323</b>	<b>48.5</b>	<b>3</b>	<b>0</b>	<b>85</b>	<b>4/28</b>	<b>113.6</b>

PASSING									
A	C	YDS	PCT	TD	I	LG	S/YD	RATING	
T. Brady	48	32	354	66.7	3	1	52	0/0	100.5
<b>Patriots:</b>	<b>48</b>	<b>32</b>	<b>354</b>	<b>66.7</b>	<b>3</b>	<b>1</b>	<b>52</b>	<b>0/0</b>	<b>100.5</b>

TEAM STATISTICS		CAR	NE
<b>TOTAL FIRST DOWNS</b>		<b>17</b>	<b>29</b>
By Rushing		3	7
By Passing		12	19
By Penalty		2	3
Third Down: Md/Att.	4/12	8/17	
Third Down: Eff.	33%	47%	
<b>TOTAL NET YARDS</b>		<b>387</b>	<b>481</b>
Total Offensive Plays		53	83
Avg. per Play		7.3	5.8
<b>NET YARDS RUSHING</b>		<b>92</b>	<b>127</b>
Total Rushing Plays		16	35
Avg. Per Rush		5.8	3.6
<b>NET YARDS PASSING</b>		<b>295</b>	<b>354</b>
Sacked/Yards Lost		4/28	0/0
Gross Yards Passing		323	354
Att.-Comp.-Int	33-16-0	48-32-1	
Completion Pct.		48.5	66.7
<b>PUNTS/AVERAGE</b>		<b>7/44.3</b>	<b>5/34.6</b>
<b>PENALTIES/YARDS</b>		<b>12/73</b>	<b>8/60</b>
<b>FUMBLES/BALLS LOST</b>		<b>1/1</b>	<b>1/0</b>
<b>FIELD GOALS</b>		<b>5/0</b>	<b>31,36,41</b>

## NE PATRIOTS STARTING LINEUP

WR D. Branch	LE B. Hamilton
LT M. Light	NT T. Washington
LG R. Hochstein	RE R. Seymour
C D. Koppen	OLB W. McGinest
RG J. Andruzzi	ILB T. Bruschi
RT T. Ashworth	ILB R. Phifer
TE D. Graham	OLB M. Vrabel
WR T. Brown	LCB T. Law
QB T. Brady	RCB T. Poole
RB A. Smith	S E. Wilson
FB L. Centers	S R. Harrison

## CAROLINA PANTHERS STARTING LINEUP

WR M. Muhammad	LDE J. Peppers
LT T. Steussie	LDT B. Buckner
LG J. James	RDT K. Jenkins
C J. Mitchell	RDE M. Rucker
RG K. Donnalley	SLB G. Favors
RT J. Gross	MLB D. Morgan
TE J. Wiggins	WLB W. Witherspoon
WR S. Smith	LCB R. Manning
QB J. Delhomme	RCB R. Howard
FB B. Hoover	SS M. Minter
RB S. Davis	FS D. Grant

## GAME NOTES

- The Patriots won the Super Bowl for the second time in three seasons with a thrilling 32-29 win over the Panthers.
- Adam Vinatieri nailed a 41-yard field goal with four seconds left to give the Patriots the last-second victory.
- Deion Branch's 10 receptions were the second most in Super Bowl history, and MVP Tom Brady's 32 completions set a Super Bowl record.

# SUPER BOWL XXXIX

SUPER BOWL XXXIX • NEW ENGLAND 24, PHILADELPHIA 21 • Alltel Stadium

February 6, 2005 • 59 degrees; Clear; Wind N 12 mph • Attendance - 78,125

	1	2	3	4	OT	F
New England Patriots	0	7	7	10	--	24
Philadelphia Eagles	0	7	7	7	--	21

TEAM	Q	PLAY	SCORE	
			Visitor	Home
PHI	2	L. Smith 6 yd pass from D. McNabb (D. Akers kick)	0	7
NE	2	D. Givens 4 yd pass from T. Brady (A. Vinatieri kick)	7	7
NE	3	M. Vrabel 2 yd pass from T. Brady (A. Vinatieri kick)	14	7
PHI	3	B. Westbrook 10 yd pass from D. McNabb (D. Akers)	14	14
NE	4	C. Dillon 2 yd run (A. Vinatieri kick)	21	14
NE	4	A. Vinatieri 22 yd field goal	24	14
PHI	4	G. Lewis 30 yd pass from D. McNabb (D. Akers kick)	24	21

## FINAL INDIVIDUAL STATISTICS

RUSHING						RUSHING					
NO	YDS	AVG	LG	TD		NO	YDS	AVG	LG	TD	
C. Dillon	18	75	4.2	25	1	B. Westbrook	15	44	2.9	22	0
K. Faulk	8	38	4.8	12	0	D. Levens	1	1	1.0	1	0
P. Pass	1	0	0.0	0	0	L. McNabb	1	0	0.0	0	0
T. Brady	1	-1	-1.0	-1	0	Eagles:	17	45	2.6	22	0
<b>Patriots:</b>	<b>28</b>	<b>112</b>	<b>4.0</b>	<b>25</b>	<b>1</b>						

RECEIVING						RECEIVING					
NO	YDS	AVG	LG	TD		NO	YDS	AVG	LG	TD	
D. Branch	11	133	12.1	27	0	T. Owens	9	122	13.6	36	0
C. Dillon	3	31	10.3	16	0	B. Westbrook	7	60	8.6	15	1
D. Givens	3	19	6.3	13	1	T. Pinkston	4	82	20.5	40	0
K. Faulk	2	27	13.5	14	0	G. Lewis	4	53	13.3	30t	1
T. Brown	2	17	8.5	12	0	L. Smith	4	27	6.8	9	1
D. Graham	1	7	7.0	7	0	F. Mitchell	1	11	11.0	11	0
M. Vrabel	1	2	2.0	2t	1	J. Parry	1	2	2.0	2	0
<b>Patriots:</b>	<b>23</b>	<b>236</b>	<b>10.3</b>	<b>27</b>	<b>2</b>	<b>Eagles:</b>	<b>30</b>	<b>357</b>	<b>11.9</b>	<b>40</b>	<b>3</b>

INTERCEPTIONS						INTERCEPTIONS					
NO	YDS	AVG	LG	TD		NO	YDS	AVG	LG	TD	
R. Harrison	2	5	2.5	6	0	None					
T. Bruschi	1	0	0.0	0	0						
<b>Patriots:</b>	<b>3</b>	<b>5</b>	<b>1.7</b>	<b>6</b>	<b>0</b>						

PUNTING						PUNTING						
NO	YDS	AVG	TB	IN20	LG	NO	YDS	AVG	TB	IN20	LG	
J. Miller	7	316	45.1	0	3	D. Johnson	5	214	42.8	0	1	52

PUNT RET.						PUNT RET.							
NO	FC	YDS	AVG	LG	TD	NO	FC	YDS	AVG	LG	TD		
T. Brown	3	1	12	4.0	8	0	B. Westbrook	3	0	19	6.3	10	0
B. Johnson	1	0	14	14.0	14	0	L. Sheppard	0	2	0	0.0	0	0
<b>Patriots:</b>	<b>4</b>	<b>1</b>	<b>26</b>	<b>6.5</b>	<b>14</b>	<b>0</b>	<b>Eagles:</b>	<b>3</b>	<b>2</b>	<b>19</b>	<b>6.3</b>	<b>10</b>	<b>0</b>

KICKOFF RET.						KICKOFF RET.					
NO	YDS	AVG	LG	TD		NO	YDS	AVG	LG	TD	
B. Johnson	2	44	22.0	26	0	J. Reed	4	82	20.5	26	0
P. Pass	1	17	17.0	17	0	R. Hood	1	32	32.0	32	0
C. Fauria	1	2	2.0	2	0	<b>Eagles:</b>	<b>5</b>	<b>114</b>	<b>22.8</b>	<b>32</b>	<b>0</b>
<b>Patriots:</b>	<b>4</b>	<b>63</b>	<b>15.8</b>	<b>26</b>	<b>0</b>						

PASSING										
	A	C	YDS	PCT	TD	I	LG	S/YD	RATING	
T. Brady	33	23	236	69.7	2	0	27	2/17	110.2	
<b>Patriots:</b>	<b>33</b>	<b>23</b>	<b>236</b>	<b>69.7</b>	<b>2</b>	<b>0</b>	<b>27</b>	<b>2/17</b>	<b>110.2</b>	

PASSING										
	A	C	YDS	PCT	TD	I	LG	S/YD	RATING	
D. McNabb	51	30	357	58.8	3	3	40	4/33	75.4	
<b>Eagles:</b>	<b>51</b>	<b>30</b>	<b>357</b>	<b>58.8</b>	<b>3</b>	<b>3</b>	<b>40</b>	<b>4/33</b>	<b>75.4</b>	

TEAM STATISTICS			NE	PHI
<b>TOTAL FIRST DOWNS</b>			<b>21</b>	<b>24</b>
By Rushing			6	4
By Passing			14	18
By Penalty			1	2
Third Down: Md/Att.			4/12	9/16
Third Down: Eff.			33%	56%
<b>TOTAL NET YARDS</b>			<b>331</b>	<b>369</b>
Total Offensive Plays			63	72
Avg. per Play			5.3	5.1
<b>NET YARDS RUSHING</b>			<b>112</b>	<b>45</b>
Total Rushing Plays			28	17
Avg. Per Rush			4.0	2.6
<b>NET YARDS PASSING</b>			<b>219</b>	<b>324</b>
Sacked/Yards Lost			2/17	4/33
Gross Yards Passing			236	357
Att.-Comp.-Int			33-23-0	51-30-3
Completion Pct.			69.7	58.8
<b>PUNTS/AVERAGE</b>			<b>7/45.1</b>	<b>5/42.8</b>
<b>PENALTIES/YARDS</b>			<b>7/47</b>	<b>3/35</b>
<b>FUMBLES/BALLS LOST</b>			<b>1/1</b>	<b>2/1</b>
<b>FIELD GOALS</b>			<b>2/2</b>	

## NE PATRIOTS STARTING LINEUP

WR	D. Branch	DE	J. Green
LT	M. Light	NT	V. Wilfork
LG	J. Andruzzi	OLB	R. Colvin
C	D. Koppen	OLB	W. McGinest
RG	S. Neal	ILB	T. Bruschi
RT	B. Gorin	ILB	R. Pifer
TE	D. Graham	OLB	M. Vrabel
WR	D. Givens	LCB	R. Gay
QB	T. Brady	RCB	A. Samuel
RB	C. Dillon	FS	E. Wilson
FB	P. Pass	SS	R. Harrison

## PHILADELPHIA EAGLES STARTING LINEUP

WR	T. Owens	LDE	D. Burgess
LT	T. Thomas	LDT	C. Simon
LG	A. Hicks	RDT	D. Walker
C	H. Fraley	RDE	J. Kearsae
RG	J. Mayberry	SLB	D. Jones
RT	J. Runyan	MLB	J. Trotter
TE	L. Smith	WLB	K. Adams
WR	T. Pinkston	LCB	L. Sheppard
QB	D. McNabb	RCB	S. Brown
FB	J. Parry	SS	M. Lewis
RB	B. Westbrook	FS	B. Dawkins

## GAME NOTES

- The Patriots joined the Dallas Cowboys as the only NFL teams to win three Super Bowls in a four-year span.
- Deion Branch was named Super Bowl MVP after tying the then Super Bowl record with 11 receptions.
- The Patriots defense forced four Eagles turnovers, including Rodney Harrison's game-clinching interception in the final minute.

# SUPER BOWL XLII

SUPER BOWL XLII • NEW YORK GIANTS 17, NEW ENGLAND 14 • U. of Phoenix Stadium  
February 3, 2008 • Weather: Indoors • Attendance - 71,101

	1	2	3	4	OT	F
New York Giants	3	0	0	14	--	17
New England Patriots	0	7	0	7	--	14

TEAM	Q	PLAY	SCORE	
			Visitor	Home
NYG	1	L.Tynes 32 yd. Field Goal	3	0
NE	2	L.Maroney 1 yd. run (S.Gostkowski kick)	3	7
NYG	4	D.Tyree 5 yd. pass from E.Manning (L.Tynes kick)	10	7
NE	4	R.Moss 6 yd. pass from T.Brady (S.Gostkowski kick)	10	14
NYG	4	P.Burress 13 yd. pass from E.Manning (L.Tynes kick)	17	14

## FINAL INDIVIDUAL STATISTICS

RUSHING						RUSHING					
NO	YDS	AVG	LG	TD		NO	YDS	AVG	LG	TD	
A. Bradshaw	9	45	5	13	0	L. Maroney	14	36	2.6	9	1
B. Jacobs	14	42	3	7	0	K. Faulk	1	7	7	7	0
E. Manning	3	4	1.3	5	0	H. Evans	1	2	2	2	0
<b>Giants:</b>	<b>26</b>	<b>91</b>	<b>3.5</b>	<b>13</b>	<b>0</b>	<b>Patriots:</b>	<b>16</b>	<b>45</b>	<b>2.8</b>	<b>9</b>	<b>1</b>

RECEIVING						RECEIVING					
NO	YDS	AVG	LG	TD		NO	YDS	AVG	LG	TD	
A. Toomer	6	84	14	38	0	W. Welker	11	103	9.4	19	0
S. Smith	5	50	10	17	0	K. Faulk	7	52	7.4	14	0
D. Tyree	3	43	14.3	32	1	R. Moss	5	62	12.4	18	1
P. Burress	2	27	13.5	14	1	D. Stallworth	3	34	11.3	18	0
K. Boss	1	45	45	45	0	L. Maroney	2	12	6	8	0
M. Hedgecock	1	3	3	3	0	K. Brady	1	3	3	3	0
A. Bradshaw	1	3	3	3	0	<b>Patriots:</b>	<b>29</b>	<b>266</b>	<b>9.2</b>	<b>19</b>	<b>1</b>
<b>Giants:</b>	<b>19</b>	<b>255</b>	<b>13.4</b>	<b>45</b>	<b>2</b>						

INTERCEPTIONS					INTERCEPTIONS					
NO	YDS	AVG	LG	TD	NO	YDS	AVG	LG	TD	
None					E. Hobbs	1	23	23	23	0

PUNTING					PUNTING								
NO	YDS	AVG	TBIN20	LG	NO	YDS	AVG	TBIN20	LG				
J. Feagles	4	156	39	0	2	55	C. Hanson	4	175	43.8	1	0	49

PUNT RET.					PUNT RET.								
NO	FC	YDS	AVG	LG	TD	NO	FC	YDS	AVG	LG	TD		
R. McQuarters	3	0	25	8.3	16	0	W. Welker	1	1	15	15	0	
[TOUCHBACK]	1	0	0	0	0	0	K. Faulk	0	1	0	0	0	
<b>Giants:</b>	<b>3</b>	<b>25</b>	<b>8.3</b>	<b>0</b>	<b>0</b>	<b>0</b>	<b>[OUT OF BOUNDS]</b>	<b>1</b>	<b>0</b>	<b>0</b>	<b>0</b>	<b>0</b>	
							<b>Patriots:</b>	<b>1</b>	<b>15</b>	<b>15</b>	<b>2</b>	<b>15</b>	<b>0</b>

KICKOFF RET.					KICKOFF RET.						
NO	YDS	AVG	LG	TD	NO	YDS	AVG	LG	TD		
D. Hixon	2	39	19.5	25	0	L. Maroney	4	94	23.5	43	0
<b>Giants:</b>	<b>2</b>	<b>39</b>	<b>19.5</b>	<b>25</b>	<b>0</b>						

PASSING	A	C	YDS	PCT	TD	I	LG	S/YD	RATING
E. Manning	34	19	255	55.9	2	1	45	3/8	87.3
<b>Giants:</b>	<b>34</b>	<b>19</b>	<b>255</b>	<b>55.9</b>	<b>2</b>	<b>1</b>	<b>45</b>	<b>3/8</b>	<b>87.3</b>

PASSING	A	C	YDS	PCT	TD	I	LG	S/YD	RATING
T. Brady	48	29	266	60.4	1	0	19	5/37	82.5
<b>Patriots:</b>	<b>48</b>	<b>29</b>	<b>266</b>	<b>60.4</b>	<b>1</b>	<b>0</b>	<b>19</b>	<b>5/37</b>	<b>82.5</b>

TEAM STATISTICS	NYG	NE
<b>TOTAL FIRST DOWNS</b>	<b>17</b>	<b>22</b>
By Rushing	4	3
By Passing	13	17
By Penalty	0	2
Third Down: Md/Att.	8/16	7/14
Third Down: Eff.	50%	50%
<b>TOTAL NET YARDS</b>	<b>338</b>	<b>274</b>
Total Offensive Plays	63	69
Avg. per Play	5.4	4.0
<b>NET YARDS RUSHING</b>	<b>91</b>	<b>45</b>
Total Rushing Plays	26	16
Avg. Per Rush	3.5	2.8
<b>NET YARDS PASSING</b>	<b>247</b>	<b>229</b>
Sacked/Yards Lost	3/8	5/37
Gross Yards Passing	255	266
Att.-Comp.-Int	34-19-1	48-29-0
Completion Pct.	55.9	60.4
<b>PUNTS/AVERAGE</b>	<b>4/39.0</b>	<b>4/43.8</b>
<b>PENALTIES/YARDS</b>	<b>4/36</b>	<b>5/35</b>
<b>FUMBLES/BALLS LOST</b>	<b>2/0</b>	<b>1/1</b>
<b>FIELD GOALS</b>	<b>3/2</b>	<b>3/2</b>

## NE PATRIOTS STARTING LINEUP

WR W. Welker	LE T. Warren
LT M. Light	NT V. Wilfork
LG L. Mankins	RE R. Seymour
C D. Koppen	OLB M. Vrabel
RG S. Neal	MLB T. Bruschi
RT N. Kaczur	OLB A. Thomas
TE B. Watson	LCB A. Samuel
WR R. Moss	RCB E. Hobbs
QB T. Brady	SS R. Harrison
RB L. Maroney	FS J. Sanders
2TE K. Brady	DB B. Meriweather

## NEW YORK GIANTS STARTING LINEUP

WR P. Burress	LDE M. Strahan
LT D. Diehl	LDT B. Cofield
LG R. Seubert	RDT F. Robbins
C S. O'Hara	RDE O. Umenyiora
RG C. Snee	SLB R. Torbor
RT M. McKenzie	MLB A. Pierce
TE K. Boss	WLB K. Mitchell
WR A. Toomer	LCB A. Ross
QB E. Manning	RCB C. Webster
RB B. Jacobs	SS Ja. Butler
2TE M. Matthews	FS G. Wilson

## GAME NOTES

- The Patriots entered the game with an unprecedented 18-0 record after completing a perfect regular season.
- New England held a 14-10 lead following Randy Moss's touchdown catch with 2:42 left in the game, but the Giants scored a game-winning touchdown with 35 seconds left.
- Wes Welker tied the then Super Bowl record with 11 receptions.



# SUPER BOWL XLVI

SUPER BOWL XLVI • NEW YORK GIANTS 21, NEW ENGLAND 17 • Lucas Oil Stadium  
February 5, 2012 • Weather: Indoors • Attendance - 68,658

	1	2	3	4	OT	F
New York Giants	9	0	6	6	--	21
New England Patriots	0	10	7	0	--	17

TEAM	Q	PLAY	SCORE	
			Visitor	Home
NYG	1	Penalty on T. Brady enforced in end zone for safety	2	0
NYG	1	V. Cruz 2 yd. pass from E. Manning (L. Tynes kick)	9	0
NE	2	S. Gostkowski 29 yd. Field Goal	9	3
NE	2	D. Woodhead 4 yd. pass from T. Brady (S. Gostkowski kick)	9	10
NE	3	A. Hernandez 12 yd. pass from T. Brady (S. Gostkowski kick)	9	17
NYG	3	L. Tynes 38 yd. Field Goal	12	17
NYG	3	L. Tynes 33 yd. Field Goal	15	17
NYG	4	A. Bradshaw 6 yd. run (run failed)	21	17

## FINAL INDIVIDUAL STATISTICS

RUSHING						RUSHING					
	NO	YDS	AVG	LG	TD		NO	YDS	AVG	LG	TD
A. Bradshaw	17	72	4.2	24	1	B. Green-Ellis	10	44	4.4	17	0
B. Jacobs	9	37	4.1	11	0	W. Welker	2	21	10.5	11	0
D. Ware	1	6	6.0	6	0	D. Woodhead	7	18	2.6	6	0
E. Manning	1	-1	-1.0	-1	0	<b>Patriots:</b>	<b>19</b>	<b>83</b>	<b>4.4</b>	<b>17</b>	<b>0</b>
<b>Giants:</b>	<b>28</b>	<b>114</b>	<b>4.1</b>	<b>24</b>	<b>1</b>						

RECEIVING						RECEIVING					
	NO	YDS	AVG	LG	TD		NO	YDS	AVG	LG	TD
H. Nicks	10	109	10.9	19	0	A. Hernandez	8	67	8.4	12t	1
M. Manningham	5	73	14.6	38	0	W. Welker	7	60	8.6	19	0
B. Pascoe	4	33	8.3	12	0	D. Woodhead	4	42	10.5	19	1
V. Cruz	4	25	6.3	8	1	D. Branch	3	45	15.0	19	0
A. Bradshaw	2	19	9.5	11	0	R. Gronkowski	2	26	13.0	20	0
H. Hynoski	2	19	9.5	13	0	B. Green-Ellis	2	15	7.5	8	0
J. Ballard	2	10	5.0	9	0	C. Ochocinco	1	21	21.0	21	0
D. Ware	1	8	8.0	8	0	<b>Patriots:</b>	<b>27</b>	<b>276</b>	<b>10.2</b>	<b>21</b>	<b>2</b>
<b>Giants:</b>	<b>30</b>	<b>296</b>	<b>9.9</b>	<b>38</b>	<b>1</b>						

INTERCEPTIONS						INTERCEPTIONS					
	NO	YDS	AVG	LG	TD		NO	YDS	AVG	LG	TD
C. Blackburn	1	0	0	0	0	None					

PUNTING						PUNTING								
	NO	YDS	AVG	TB	IN20	LG		NO	YDS	AVG	TB	IN20	LG	TD
S. Weatherford	4	163	40.8	1	3	51	Z. Mesko	3	123	41.0	0	1	48	

PUNT RET.						PUNT RET.							
	NO	FC	YDS	AVG	LG	TD		NO	FC	YDS	AVG	LG	TD
W. Blackmon	1	2	10	5.0	10	0	W. Welker	0	1	0	0	0	0
<b>Giants:</b>	<b>1</b>	<b>2</b>	<b>10</b>	<b>5.0</b>	<b>10</b>	<b>0</b>	[DOWNED]	1	0	0	0	0	0
							[OUT OF BOUNDS]	1	0	0	0	0	0
							[TOUCHBACK]	1	0	0	0	0	0
							<b>Patriots:</b>	<b>0</b>	<b>1</b>	<b>0</b>	<b>0</b>	<b>0</b>	<b>0</b>

KICKOFF RET.						KICKOFF RET.					
	NO	YDS	AVG	LG	TD		NO	YDS	AVG	LG	TD
J. Jernigan	3	71	23.7	34	0	J. Edelman	3	73	24.3	31	0
W. Blackmon	1	4	4.0	4	0	[TOUCHBACK]	2				
[TOUCHBACK]	1	0	0	0	0	<b>Patriots:</b>	<b>3</b>	<b>73</b>	<b>24.3</b>	<b>31</b>	<b>0</b>
<b>Giants:</b>	<b>4</b>	<b>75</b>	<b>18.8</b>	<b>34</b>	<b>0</b>						

PASSING						PASSING							
	A	C	YDS	PCT	TD	I	LG	S/YD	RATING				
E. Manning	40	30	296	75.0	1	0	38	3/14	103.8				
<b>Giants:</b>	<b>40</b>	<b>30</b>	<b>296</b>	<b>75.0</b>	<b>1</b>	<b>0</b>	<b>38</b>	<b>3/14</b>	<b>103.8</b>				

PASSING						PASSING							
	A	C	YDS	PCT	TD	I	LG	S/YD	RATING				
T. Brady	41	27	276	65.9	2	1	21	2/10	91.1				
<b>Patriots:</b>	<b>41</b>	<b>27</b>	<b>276</b>	<b>65.9</b>	<b>2</b>	<b>1</b>	<b>21</b>	<b>2/10</b>	<b>91.1</b>				

TEAM STATISTICS	NYG	NE
<b>TOTAL FIRST DOWNS</b>	<b>26</b>	<b>21</b>
By Rushing	7	6
By Passing	18	15
By Penalty	1	0
Third Down: Md/Att.	5/11	6/12
Third Down: Eff.	45%	50%
<b>TOTAL NET YARDS</b>	<b>396</b>	<b>349</b>
Total Offensive Plays	71	62
Avg. per Play	5.6	5.6
<b>NET YARDS RUSHING</b>	<b>114</b>	<b>83</b>
Total Rushing Plays	28	19
Avg. Per Rush	4.1	4.4
<b>NET YARDS PASSING</b>	<b>282</b>	<b>266</b>
Sacked/Yards Lost	3/14	2/10
Gross Yards Passing	296	276
Att.-Comp.-Int	40-30-0	41-27-1
Completion Pct.	75.0	65.9
<b>PUNTS/AVERAGE</b>	<b>4/40.8</b>	<b>3/41.0</b>
<b>PENALTIES/YARDS</b>	<b>4/24</b>	<b>5/28</b>
<b>FUMBLES/BALLS LOST</b>	<b>2/0</b>	<b>2/0</b>
<b>FIELD GOALS</b>	<b>38, 33</b>	<b>39, 29</b>

## NE PATRIOTS STARTING LINEUP

WR	W. Welker	DT	V. Wilfork
LT	M. Light	NT	K. Love
LG	L. Mankins	DL	B. Deaderick
C	D. Connolly	OLB	T. White
RG	B. Waters	ILB	J. Mayo
RT	S. Vollmer	ILB	B. Spikes
TE	R. Gronkowski	OLB	R. Ninkovich
WR	D. Branch	LCB	D. McCourty
QB	T. Brady	RCB	K. Arrington
RB	B. Green-Ellis	S	J. Ihedigbo
2TE	N. Solder	S	P. Chung

## NEW YORK GIANTS STARTING LINEUP

WR	V. Cruz	LE	J. Tuck
LT	D. Diehl	LDT	L. Joseph
LG	K. Boothe	RDT	C. Canty
C	D. Baas	RE	J. Pierre-Paul
RG	C. Snee	MLB	C. Blackburn
RT	M. McKenzie	WLB	M. Boley
TE	J. Ballard	LCB	C. Webster
WR	H. Nicks	RCB	A. Ross
QB	E. Manning	SS	K. Phillips
FB	H. Hynoski	FS	A. Rolle
RB	A. Bradshaw	S	D. Grant

## GAME NOTES

- QB Tom Brady and T Matt Light tied an NFL record by starting in their fifth Super Bowl. They join Cornelius Bennett, John Elway and Charles Haley.
- Brady passed for 276 yards against the Giants in the Super Bowl to become the all-time leading passer in Super Bowl history with 1,277 passing yards.
- Brady threw two touchdown passes against the Giants to increase his Super Bowl total to nine. Brady is tied for second with Terry Bradshaw, behind Joe Montana's 11 Super Bowl touchdown passes.
- Brady completed 16 straight pass completions to set a Super Bowl record. The previous record was by Joe Montana, who had 13 straight pass completions in Super Bowl 24.

# SUPER BOWL XLIX

SUPER BOWL XLIX • NEW ENGLAND 28, SEATTLE 24 • University of Phoenix Stadium  
February 1, 2015 • Weather: Indoors • Attendance - 70,288

	1	2	3	4	OT	F
New England Patriots	0	14	0	14	--	28
Seattle Seahawks	0	14	10	0	--	24

TEAM	Q	PLAY	SCORE	
			Visitor	Home
NE	2	B. LaFell 11 yd. pass from T. Brady (S. Gostkowski kick)	7	0
SEA	2	M. Lynch 3 yd. run (S. Hauschka kick)	7	7
NE	2	R. Gronkowski 22 yd. pass from T. Brady (S. Gostkowski kick)	14	7
SEA	2	C. Matthews 11 yd. pass from R. Wilson (S. Hauschka kick)	14	14
SEA	3	S. Hauschka 27 yd. Field Goal	14	17
SEA	3	D. Baldwin 3 yd. pass from R. Wilson (S. Hauschka kick)	14	24
NE	4	D. Amendola 4 yd. pass from T. Brady (S. Gostkowski kick)	21	24
NE	4	J. Edelman 3 yd. pass from T. Brady (S. Gostkowski kick)	28	24

## FINAL INDIVIDUAL STATISTICS

RUSHING					RUSHING				
NO	YDS	AVG	LG	TD	NO	YDS	AVG	LG	TD
L. Blount	14	40	2.9	9	M. Lynch	24	102	4.3	15
S. Vereen	4	13	3.3	7	R. Wilson	3	39	13.0	17
J. Edelman	1	7	7.0	7	R. Turbin	2	21	10.5	19
T. Brady	2	-3	-1.5	-1	<b>Seahawks:</b>	<b>29</b>	<b>162</b>	<b>5.6</b>	<b>19</b>
<b>Patriots:</b>	<b>21</b>	<b>57</b>	<b>2.7</b>	<b>9</b>					

RECEIVING					RECEIVING				
NO	YDS	AVG	LG	TD	NO	YDS	AVG	LG	TD
S. Vereen	11	64	5.8	16	C. Matthews	4	109	27.3	45
J. Edelman	9	109	12.1	23	R. Lockette	3	59	19.7	25
R. Gronkowski	6	68	11.3	22t	J. Kearse	3	45	15.0	33
D. Amendola	5	48	9.6	17	M. Lynch	1	31	31.0	31
B. LaFell	4	29	7.3	11t	D. Baldwin	1	3	3.0	3t
J. Develin	1	6	6.0	6	<b>Seahawks:</b>	<b>12</b>	<b>247</b>	<b>20.6</b>	<b>45</b>
M. Hoomanawanui	1	4	4.0	4					
<b>Patriots:</b>	<b>37</b>	<b>328</b>	<b>8.9</b>	<b>23</b>					

INTERCEPTIONS					INTERCEPTIONS				
NO	YDS	AVG	LG	TD	NO	YDS	AVG	LG	TD
M. Butler	1	3	3.0	3	J. Lane	1	14	14.0	14
					B. Wagner	1	0	0.0	0

PUNTING					PUNTING					
NO	YDS	AVG	TB	20 LG	NO	YDS	AVG	TB	20 LG	
R. Allen	4	196	49.0	1	1	J. Ryan	6	269	44.8	0

PUNT RET.					PUNT RET.					
NO	FC	YDS	AVG	LG	NO	FC	YDS	AVG	LG	
J. Edelman	3	2	27	9.0	15	B. Walters	2	0	6	3.0
[OUT OF BOUNDS]	1	0	0	0.0	0	[DOWNED]	1	0	0	0.0
<b>Patriots:</b>	<b>3</b>	<b>2</b>	<b>27</b>	<b>9.0</b>	<b>15</b>	<b>[TOUCHBACK]</b>	<b>1</b>	<b>0</b>	<b>0</b>	<b>0</b>
					<b>Seahawks:</b>	<b>2</b>	<b>0</b>	<b>0</b>	<b>0.0</b>	<b>6</b>

KICKOFF RET.					KICKOFF RET.				
NO	YDS	AVG	LG	TD	NO	YDS	AVG	LG	TD
D. Amendola	2	44	22.0	23	[TOUCHBACK]	5	0	0.0	0
J. Develin	1	5	5.0	5	<b>Seahawks:</b>	<b>0</b>	<b>0</b>	<b>0.0</b>	<b>0</b>
[TOUCHBACK]	2	0	0.0	0					
<b>Patriots:</b>	<b>3</b>	<b>49</b>	<b>16.3</b>	<b>23</b>					

PASSING	A	C	YDS	PCT	TD	I	LG	S/YD	RATING
T. Brady	50	37	328	74.0	4	2	23	1/8	101.1
<b>Patriots:</b>	<b>50</b>	<b>37</b>	<b>328</b>	<b>74.0</b>	<b>4</b>	<b>2</b>	<b>23</b>	<b>1/8</b>	<b>101.1</b>

PASSING	A	C	YDS	PCT	TD	I	LG	S/YD	RATING
R. Wilson	21	12	247	57.1	2	1	45	3/13	110.6
<b>Seahawks:</b>	<b>21</b>	<b>12</b>	<b>247</b>	<b>57.1</b>	<b>2</b>	<b>1</b>	<b>45</b>	<b>3/13</b>	<b>110.6</b>

TEAM STATISTICS	NE	SEA
<b>TOTAL FIRST DOWNS</b>	<b>25</b>	<b>20</b>
By Rushing	1	8
By Passing	21	10
By Penalty	3	2
Third Down: Md/Att.	8/14	3/10
Third Down: Eff.	57%	30%
<b>TOTAL NET YARDS</b>	<b>377</b>	<b>396</b>
Total Offensive Plays	72	53
Avg. per Play	5.2	7.5
<b>NET YARDS RUSHING</b>	<b>57</b>	<b>162</b>
Total Rushing Plays	21	29
Avg. Per Rush	2.7	5.6
<b>NET YARDS PASSING</b>	<b>320</b>	<b>234</b>
Sacked/Yards Lost	1/8	3/13
Gross Yards Passing	328	247
Att.-Comp.-Int	50-37-2	21-12-1
Completion Pct.	74.0	57.1
<b>PUNTS/AVERAGE</b>	<b>4/49.0</b>	<b>6/44.8</b>
<b>PENALTIES/YARDS</b>	<b>5/36</b>	<b>7/70</b>
<b>FUMBLES/BALLS LOST</b>	<b>0/0</b>	<b>0/0</b>
<b>FIELD GOALS</b>	<b>-</b>	<b>2/2</b>

## NE PATRIOTS STARTING LINEUP

WR B. LaFell	LE R. Ninkovich
LT N. Solder	DT V. Wilfork
LG D. Connolly	DT S. Siliga
C B. Stork	RE Cha. Jones
RG R. Wendell	LB J. Collins
RT S. Vollmer	LB D. Hightower
TE R. Gronkowski	DB K. Arrington
WR J. Edelman	LCB D. Revis
QB T. Brady	RCB B. Browner
TE M. Hoomanawanui	S P. Chung
RB S. Vereen	S D. McCourty

## SEATTLE SEAHAWKS STARTING LINEUP

WR D. Baldwin	LDE M. Bennett
LT R. Okung	LDT T. McDaniel
LG J. Carpenter	RDT K. Williams
C M. Unger	RDE C. Avril
RG J. Sweezy	OLB B. Irvin
RT J. Britt	MLB B. Wagner
TE L. Willson	OLB K. Wright
WR J. Kearse	LCB R. Sherman
QB R. Wilson	RCB B. Maxwell
WR R. Lockette	SS K. Chancellor
RB M. Lynch	FS E. Thomas

## GAME NOTES

- Head coach Bill Belichick tied NFL records by matching Don Shula with his sixth Super Bowl appearance and tying Chuck Noll with his fourth Super Bowl win.
- Tom Brady joined Terry Bradshaw and Joe Montana as the only quarterbacks with four Super Bowl victories, while matching Joe Montana's NFL-record three Super Bowl MVP Awards.
- Brady extended his Super Bowl records for passing yards (1,605) and completions (164), while passing Joe Montana for most touch-down passes (13) in Super Bowl history.
- Brady set Super Bowl records with 20 first-half completions and 37 total completions.
- Shane Vereen's 11 receptions were a Super Bowl record for a running back, and Ryan Allen set a Super Bowl record with a 64-yard punt.



# NEVER MISS A PATRIOTS GAME.



Staying close to the Patriots on game day starts with Verizon technology. When you have the combined power of NFL Mobile and FiOS Quantum<sup>SM</sup> Internet and TV from Verizon, it's bound to be the best season yet. Get live NFL games right on your phone, plus unmatched Internet speed and control over your TV content at home.

*ALWAYS BEING CONNECTED TO THE PATRIOTS. THAT'S POWERFUL.*



**MOBILE** **FiOS**QUANTUM

[verizon.com](http://verizon.com)



FiOS available in select areas. FiOS Quantum Internet speeds up to 300 download and 65 upload Mbps available. Requires FiOS Quantum TV – Premium Service. New England Patriots trademarks, including Patriots logo, are the property of New England Patriots LLC., and are used pursuant to a licensing agreement with New England Patriots LLC. Airtime, message and data rates may apply for app download and use. Available on select smartphones. Subscription required for video content on all devices. Coverage not available everywhere. © 2014 Verizon.

# EXTRA POINTS





**Bob Socci**



**Scott Zolak**

Boston's Home for Sports is also the home of Boston's newest play-by-play man. Bob Socci enters his second season as the radio voice of the Patriots on 98.5 The Sports Hub and its 41-station network.

The veteran broadcaster brings enthusiasm, accuracy and a tireless work ethic, honed over 16 years as the voice of the Navy Midshipmen. He also spent the last decade calling Minor League Baseball, most recently for the Pawtucket Red Sox, and he's been the television voice for Patriot League basketball on CBS Sports Network.

Socci is joined in the booth by former Patriots quarterback Scott Zolak, who's entering his third season as action analyst. Prior to moving upstairs, he spent a season with the legendary broadcast team of Gil Santos and Gino Cappelletti as a sideline reporter. Prior to that, he served six seasons as a co-host of "Patriots Preview" and "Patriots Postgame" on the Radio Network. He's currently heard daily as co-host of the Gresh and Zolak Show on the Sports Hub, where his experience as a pro athlete and his boundless energy keep Boston listeners engaged and entertained all year long.

The game day experience on the Network starts three

hours before kickoff with "Patriots Preview," hosted by Gary Tanguay and Andy Gresh. For over a decade, the two have combined to bring Patriots fans an informative and entertaining lead-in to the games. Tanguay's also known for his work as host of "Arbella Early Edition" on Comcast Sportsnet New England, and Gresh joins Zolak on the Sports Hub for the most popular midday sports talk show in the market. Tanguay and Gresh return for three hours after the game for Patriots Postgame, where they break down the game, air the postgame interviews and give the fans a chance to react.

The football season never ends on the Patriots' flagship station, 98.5 The Sports Hub. From morning-after breakdowns with "Toucher and Rich," X's and O's with "Gresh and Zo," no-holds-barred opinions from "Felger and Massarotti," to the voice of the fans at night on the "Adam Jones Show," the Patriots are always front and center. One of the first sports franchises to broadcast their games on FM, the Patriots are closing in on 20 years of airing every block, tackle and kick in crystal-clear stereo. The Pats are entering their sixth season on The Sports Hub, where you'll also find the broadcasts of the New England Revolution, Boston Bruins and Boston Celtics.



# 98.5 THE SPORTS HUB PATRIOTS RADIO NETWORK

## FLAGSHIP STATION

WBZ-FM	Boston	98.5 FM
<b>Massachusetts</b>		
WBZ-FM	Boston	98.5 FM
WAQY	Springfield	102.1 FM
WBEC	Pittsfield	1420 AM
WPKZ	Fitchburg	1280 AM
WNAW	North Adams	1230 AM
WBSM	New Bedford	1420 AM
WPVQ	Greenfield	95.3 FM
WSAR	Fall River	1480 AM
WWFX	Worcester	100.1 FM
WXTK	Hyannis	95.1 FM
WMRC	Milford	1490 AM

## Maine

WBLM	Portland	102.9 FM
WEBB	Augusta	98.5 FM
WEZQ	Bangor	92.9 FM
WEGP	Presque Isle	1390 AM

## Connecticut

WTIC	Hartford	1080 AM
WINY	Putnam	1350 AM
WMOS	New London	102.3 FM
WGCH	Greenwich	1490 AM
WINE	Brookfield	940 AM

## New Hampshire

WFNQ	Nashua	106.3 FM
WPKQ	North Conway	103.7 FM
WSAK	Hampton	102.1 FM
WSHK	Portsmouth/Dover	105.3 FM
WNNH	Concord	99.1 FM
WLNH	Laconia	98.3 FM
WEMJ	Laconia	1490 AM
WINQ	Keene	98.7 FM
WXXK	Lebanon	100.5 FM

## Vermont

WCPV	Burlington	101.3 FM
WDVT	Rutland	94.5 FM
WIKE	Newport	1490 AM
WKVT	Brattleboro	92.7 FM
WRFK	Barre/Montpelier	107.1 FM
WSTJ	St. Johnsbury	1340 AM

## Rhode Island

WPRO	Providence	630 AM
WEAN	Providence	99.7 FM

## New York

WUSP	Utica	95.5 FM
WUSP	Utica	1550 AM
WRCK	Utica	1480 AM
WPUT	Brewster	1510 AM

# 2014 PRESEASON TV NETWORK

Patriots preseason games will be broadcast live and in HD on WBZ Channel 4 in Boston and a network of affiliates throughout New England. Kraft Sports Productions will produce the broadcasts.

The Patriots preseason broadcast was revamped for the 2013 season. The game telecasts are now less of a traditional football broadcast, opting instead for more discussion and analysis from two former Patriots players along with insight from two beat writers who are regularly assigned to cover practices year-round.

WBZ-TV's Emmy Award winning reporter Dan Roche is joined by former Patriots tight end Christian Fauria in the broadcast booth.

Former Patriots linebacker Matt Chatham provides sideline analysis, teaming up with WBZ-TV's Steve Burton.

Patriots Football Weekly's Paul Perillo and Andy Hart are also a part of the telecast. They provide a separate studio and offer insight and observations throughout the game and engage viewers via social media.

## Preseason Broadcast Schedule

Date	Opponent	Time
Thu., Aug. 7	at Washington	7:30 p.m.
Fri., Aug. 15	Philadelphia	7:30 p.m.
Fri., Aug. 22	Carolina	7:30 p.m.
Thu., Aug. 28	at N.Y. Giants	7:30 p.m.

## Preseason Television Network

WBZ TV	Boston, MA (Flagship)
WPRI	Providence, RI
WWLP	Springfield, MA
WCTX/WTNH	Hartford/ New Haven, CT
WWII	Bangor, ME
WMTW	Portland/Auburn, ME
WMUR	Manchester, NH
WCAX	Burlington, VT
KFVE	Honolulu, HI

# PATRIOTS POOL REPORTERS



Mike Reiss  
ESPNBoston.com

Patriots beat writers Mike Reiss of ESPNBoston.com and Chris Price of WEEI.com will serve as the pool reporters in 2014. In the event that there is the need to get comments from a game official after the game, the pool reporters will be allowed access to ask questions.



Chris Price  
WEEI.com



## PATRIOTS FOOTBALL NETWORK

NOT JUST GAMEDAY... EVERY DAY...  
THE PATRIOTS ARE ON!

Interest in the Patriots is at an all-time high and there has never been more exclusive Patriots content to satisfy the devoted fan. Patriots Nation can tune in and connect to Patriots content via print, television, radio and online entities. With everything from Emmy Award-winning television shows to streaming video and podcasts, staying up to date and in the know is easy with the following exclusive Patriots content:

### PATRIOTS ON TV

#### PATRIOTS ALL ACCESS

**Fridays from 7:00 - 8:00 p.m. on WBZ-TV and Sunday from 9:00 a.m. - 10:00 a.m. on TV 38 - Boston, MA; WWLP in Springfield, MA; WCAX in Burlington, VT; WVII in Bangor, ME; WMTW in Portland, ME; WCTX in Hartford, CT and WPRI in Providence, RI.**

**Check your local listings for airtime.**

The Emmy Award-winning "Patriots All-Access" airs weekly throughout the season on WBZ-TV Channel 4 in Boston and regional affiliates in Hartford, Providence and Springfield, MA, Burlington, VT, Portland and Bangor ME. "Patriots All-Access" features exclusive behind-the-scenes access and in-depth weekly features on Patriots players and personnel. Hosted by WBZ's Steve Burton, the show features weekly sit-downs with Bill Belichick including the popular "Belestrator" segment where the coach breaks down upcoming opponents. The program airs Fridays from 7 p.m.-8 p.m. on WBZ-TV and Sunday from 9 a.m.-10 a.m. on myTV38 in Boston. Check local listings for airtime.



#### PATRIOTS TODAY

Available daily at Patriots.com, "Patriots Today" gives fans an in-depth look at the club that is unmatched by any other outlet. The show includes daily reports from Jackie Brittain and Bob Socci, as well as analysis from *Patriots Football Weekly's* Paul Perillo. This webcast is updated throughout the day, providing fans with up-to-the-minute news. "Patriots Today" is the only place fans can watch complete broadcasts of press conferences on a daily basis, plus daily locker room uncut segments. The show provides more Patriots coverage than any other outlet.



#### PATRIOTS THIS WEEK

**Saturdays (10:30 p.m.) on Comcast SportsNet**

Insider information. Passionate debate. Timely analysis. That's what "Patriots This Week" delivers. Former Patriots quarterback Scott Zolak joins fellow former Patriots Jermaine Wiggins and Matt Chatham for this fast-paced, half-hour of football talk. From breaking down the previous contest to game planning the next opponent, there's no better way to get ready for football than "Patriots This Week" — every Saturday night at 10:30 p.m. on Comcast SportsNet.



#### TOTALLY PATRIOTS

**myTV38 & Comcast SportsNet**

**Check your local listings for airtime.**

Totally Patriots is a unique, one-of-a-kind Patriots show aimed for the next generation of Patriots fans. This weekly, youth-oriented football show allows school-aged fans unprecedented access to their favorite players, enabling them to ask questions in a relaxed informal setting.



#### PATRIOTS 5th QUARTER

**Immediately following each game on WBZ-TV/myTV38**

WBZ-TV and myTV38 team up to broadcast "Patriots 5th Quarter" immediately following each Patriots game. Steve Burton, Scott Zolak and Christian Fauria provide instant reaction and analysis in studio and at the stadium. "Patriots 5th Quarter" also features exclusive live coverage of Patriots postgame press conferences with Bill Belichick and Tom Brady.

#### PFW ON TV

**Comcast SportsNet**

The crew from Patriots Football Weekly teams up with Comcast SportsNet once again for "Patriots Football Weekly." Tune in each Thursday as the boys recap the previous week's Patriots game while looking ahead to the upcoming opponent. "Patriots Football Weekly" is the perfect way to prepare for each game. Check local listings for airtime.

## PATRIOTS ON RADIO

### PATRIOTS PREGAME AND POSTGAME

Before and after each game on The Sports Hub Patriots Radio Network

For a complete list of The Sports Hub's 35 affiliates, see page 395.

98.5 The Sports Hub is the Patriots' flagship station, broadcasting every Patriots game across its FM radio network and featuring broadcasting duo Bob Socci and Scott Zolak.

Three hours prior to kickoff, during halftime and after the game, host Gary Tanguay is joined by co-hosts Scott Zolak and Andy Gresh among other guests, serving up all the pregame and postgame news and notes, including live sound from the postgame press conferences.



### PATRIOTS MONDAY presented by Ace Ticket

Mondays during the season on WEEI Sports Radio 93.7 FM (Boston); 103.7 FM (Providence); 1440 AM (Worcester); 105.5 FM (Springfield); 96.3 FM (Cape Cod); 95.9 FM (Portland/Lewiston, ME); 93.5 FM (Keene, NH) and Patriots.com.

WEEI Sports Radio broadcasts Patriots Monday each week, offering fans unique insight and analysis from Coach Belichick and Tom Brady in addition to other Patriots players. WEEI will broadcast Patriots Monday live from Gillette Stadium each Monday, kicking off with Dennis & Callahan at 6:00 a.m., followed by Lou Merloni, Christian Fauria and Tim Benz at 10:00 a.m. and Dale Arnold and Michael Holley from 2:00 to 6:00 p.m.



### PATRIOTS FRIDAY

Fridays during the season on WAAF Sports Radio 100.7 FM (Boston) WAAF broadcasts Patriots Friday each week, offering fans a look ahead at the weekend's game, match ups and rivalries. Various Patriots players will be featured on air. WAAF will broadcast Patriots Fridays each week throughout the season with Greg Hill from the Hill-Man Morning Radio Show.



## PATRIOTS.COM

### NEWS

Patriots.com features daily updates and exclusive content from the writers of *Patriots Football Weekly*, offering everything from breaking news to player features and the popular "Ask PFW" postings.



### VIDEO

The first professional sports team website to offer streaming video provides Patriots fans with a variety of exclusive video content. Visitors can choose their channel and watch exclusive video from news to cheerleaders. Patriots.com also features live and on demand video of every Patriots press conference, including postgame and Coach Belichick's weekday media updates.

### AUDIO

Live Patriots.com Radio is available on Patriots.com, iTunes, TuneIn Radio and other IP radio platforms beginning at noon each day, Monday through Friday. Kicking off the programming lineup is PFW In Progress, a daily online program that features candid commentary from the writers of *Patriots Football Weekly*. Following PFW In Progress is Patriots Playbook, hosted by John Rooke, featuring items from around the NFL. Fantasy Football Champs and Football Nation round out the Patriots.com radio lineup. Patriots.com also offers streaming audio of every Patriots press conference, as well as archives of Patriots.com Radio shows and exclusive podcasts. New for 2014 - The Bob Socci show airing Wednesdays from 4-6 p.m. during the season.

## PATRIOTS IN PRINT

### PATRIOTS FOOTBALL WEEKLY

Subscriptions available by calling 1-800-494-PATS

*Patriots Football Weekly* is the official newspaper of the New England Patriots. PFW is published weekly throughout the season and monthly during the offseason, providing readers with exclusive Patriots coverage. Each issue of *Patriots Football Weekly* is loaded with the latest news, game previews and reviews, feature stories and full-color posters.



# 2014 PATRIOTS CHEERLEADERS

2014 promises to be another exciting year for the New England Patriots Cheerleaders and Pat Patriot Mascot as they look to build on the success of having been recognized as the No. 1 cheerleading squad in the NFL in 2012, with Pat Patriot acknowledged as one of the 10 most recognizable mascots by *Forbes* in 2013. Also in 2013, Rhode Island based Alex and Ani, LLC, became the official title sponsor of the Patriots Cheerleaders. Following Alex and Ani's success with branding professional sports teams' cheerleader and dance uniforms, the Patriots Cheerleaders also now sport the Alex and Ani logo on their warm up suits and select uniforms.

The team has consistently been praised for its ability to harness and develop relationships with fans and aspiring cheerleaders through their interactive website. Supporting the efforts of charitable organizations throughout New England, the cheerleaders are able to use their celebrity status to make a difference in the community. In addition to their philanthropic efforts, the squad makes about 1,000 individual public appearances annually for businesses and corporations, spreading cheer to fans at a variety of events throughout New England and across the country. Those bookings include trade shows, grand openings, parades, autograph sessions and Monday Night Football promotions, to name a few.

The New England Patriots Cheerleaders proudly maintain a well-established Junior Cheerleader program, where youths ages 7-17 attend clinics with the squad, perform in a Patriots pregame show and make community appearances with the Patriots Cheerleaders throughout the season in conjunction with the squad's community relations efforts.

While the Patriots Cheerleaders have become accustomed to entertaining thousands of Patriots fans from the sidelines, members of the squad travel regularly overseas on goodwill missions to entertain thousands of patriots on the front lines. The Patriots Cheerleaders have performed in over two dozen combat areas and have visited more than 25 countries since 9/11. In addition to their goodwill military missions and appearances throughout the United States, the squad has entertained and appeared at many high-profile events, including performances in Super Bowls, Pro Bowls, an American Bowl in Mexico City and both Patriots games in London in 2009 and 2012.

In an effort to increase awareness and interest in the NFL and the New England Patriots, the Patriots Cheerleaders have made seven trips to China, most recently teaching youth cheerleading clinics and participating in NFL Experience events. The first trip brought squad members to the beautiful cities of Beijing and Shanghai, where the ladies interacted with the growing number of American football fans established there. Next, squad members returned to China to promote the NFL playoffs. The squad visited that country for the third time after receiving an invitation from the Beijing Organizing Committee for the Games of the XXIX Olympiad to organize a week-long cheer/dance clinic for Chinese cheerleaders and dancers who performed at Olympics related events. The fourth visit was to celebrate the Super Bowl and associated festivities with Chinese fans. The fifth and sixth visits were to participate in the Nike Festival of Sports and the NFL Experience in Shanghai and Beijing. Most recently, the cheerleaders traveled to Hong Kong, Guangzhou, Beijing and Shanghai as part of the NFL Home Field event, participating in interactive events, teaching youth clinics and bringing the glamour and excitement of American football games to China.

A spring audition drew more than 300 applicants to compete for the opportunity to join the 2014 New England Patriots Cheerleading squad. Twenty-eight talented, accomplished and beautiful women earned the honor, including 17 returning veterans and 11 rookies. The cheerleaders hail from Massachusetts, Rhode Island, Connecticut, New Hampshire, New Jersey, Texas, Arizona and California, representing an impressive group of ladies. Just five weeks after their appointment to the squad, the cheerleaders traveled to Cancun to shoot their annual swimsuit calendar and made-for-TV special.

This year's squad will continue to serve not only as day-of-game entertainers, but also as Patriots ambassadors throughout New England and around the world. Patriots Cheerleaders and the Pat Patriot Mascot appearances make functions more memorable for everyone. For more information on booking the Patriots Cheerleaders or Pat Patriot Mascot, please contact Cheerleader Director, Tracy Sormanti, by email at cheerleaders@patriots.com.



## 2014 PATRIOTS CHEERLEADERS

**Tracy Sormanti**  
Cheerleader Director

**Pat Patriot Mascot**  
Matthew Hamilton  
Adam Visbaras

### Line Captains

Alexandria  
Amber  
Brittany B.  
Leigha Marie

### Veterans

Allison  
Amanda  
Brittany D.  
Camille  
Erica  
Hannah  
Jensine  
Kelly  
Kiko  
Lasondra  
LisaMarie  
Michelle  
Zoe

### Rookies

Alyssa  
Jacqueline  
Karen  
Kristen  
Lauren  
Madelyn  
Mary  
Megan  
Melanie  
Stefani  
Victoria

# 2014 STAFF DIRECTORY

## Ownership/Board of Directors

Robert K. Kraft, Chairman and CEO  
Jonathan A. Kraft, President  
Daniel Kraft  
Josh Kraft

## Coaching

Bill Belichick, Head Coach  
Josh Boyer, Cornerbacks  
Moses Cabrera, Assistant Strength and Conditioning  
Brian Daboll, Tight Ends  
Brendan Daly, Defensive Assistant  
Dave DeGuglielmo, Offensive Line  
Ivan Fears, Running Backs  
Brian Flores, Safeties  
Patrick Graham, Linebackers  
Joe Judge, Assistant Special Teams  
Josh McDaniels, Offensive Coordinator/Quarterbacks  
Harold Nash, Head Strength and Conditioning Coach  
Scott O'Brien, Special Teams  
Chad O'Shea, Wide Receivers  
Matt Patricia, Defensive Coordinator  
Steve Belichick, Coaching Assistant  
Jerry Schuplinski, Coaching Assistant

## Player Personnel

Nick Caserio, Director of Player Personnel  
Steve Cargile, Pro Scout  
Larry Cook, Scouting Consultant  
DuJuan Daniels, National Scout  
Matt Groh, Area Scout  
Tim Heffelfinger, Area Scout  
Jonathan Howard, Scouting Assistant  
Frantzy Jourdain, Area Scout  
James Lipfert, Area Scout  
Ronnie McGill, Pro Scout  
Nancy Meier, Director of Scouting Administration  
Monti Ossendorf, Director of College Scouting  
Bob Quinn, Director of Pro Scouting  
Dave Ziegler, Assistant Director of Pro Scouting  
Brian Smith, College Scouting Coordinator  
Patrick Stewart, Area Scout  
Brandon Yeargan, Scouting Assistant

## Football Operations

Berj Najarian, Director of Football/Head Coach Administration  
Ernie Adams, Football Research Director  
Michael Lombardi, Assistant to the Coaching Staff  
Kevin Anderson, Director of Player Development  
Michelle Martini, Associate Director of Football Operations  
Ted Harper, Sports Nutritionist  
Dan Famosi, IT Specialist

## Equipment

Dave Schoenfeld, Equipment Manager  
John Jastremski, Equipment Assistant  
Brenden Murphy, Equipment Assistant  
Zach Struck, Equipment Assistant

## Trainers

Jim Whalen, Head Athletic Trainer  
David Granito, Assistant Athletic Trainer  
Joe Van Allen, Assistant Athletic Trainer/Director of Rehabilitation

## Medical

Matthew Provencher, M.D., Medical Director  
Peter Ansis, M.D., Team Physician  
Lars Richardson, M.D., Team Physician  
Bertram Zarins, M.D., Team Physician Emeritus  
Paul Cusick, M.D., Physician, Mass General  
Britt Nicholson, M.D., Physician, Mass General  
Li Tso, M.D., Physician, Mass General  
Michael A. Miller, D.C., CCSP, Team Chiropractor

## Video

Jimmy Dee, Video Director  
Fernando Neto, Assistant Video Director  
Jared Rita, Video Assistant  
Teddy Cioper, Video Assistant

## Administration

Jane Hoffmeister, Executive Assistant to the Chairman and CEO  
Tracy Fiore, Executive Assistant to the President  
Robyn Glaser, Vice President, The Kraft Group and Club Counsel, the New England Patriots  
Kim Healey, Executive Assistant  
Al Labelle, Chief of Staff to the Chairman and CEO  
Richard Miller, Research Director  
Katherine Sullivan, Executive Administrative Assistant

Ann Thompson, Executive Assistant to the President of the New England Patriots Charitable Foundation

## Broadcast Production

Matt Smith, Senior Executive Producer  
Dave Mondillo, Director & Supervising Producer  
Abigail Thelin, Director of Event Presentation

## Corporate and Community Affairs

Josh Kraft, President of the New England Patriots Charitable Foundation  
Andre Tippett, Executive Director of Community Affairs  
Donna Spigarolo, Director of Community Relations

## Gillette Stadium Operations

Jim Nolan, Senior Vice President of Operations, Finance and Administration  
Dan Murphy, Vice President of Stadium Business Development and External Affairs  
Jon Bengston, Field Superintendent  
Matt Piekarski, Parking Director  
Jessica Stevenson, Director of Stadium Business Development and External Affairs

## Finance

Jim Wilson, Vice President of Finance  
Andrea Walonis, Director of Financial Planning & Analysis  
Tim Riley, Controller

## Food and Beverage

David Wheeler, Vice President of Food and Beverage  
Deborah Higgins, Director of Catering  
Brad Ozderdem, Executive Chef  
Annmarie Morini, Director of Functions and Events Sales

## Human Resources

Robin Boudreau, Vice President of Human Resources  
Jon Chef, Director of Benefits and Compensation

## Information Technology

Pat Curley, Vice President of Information Technology  
Scott Harrington, IT Operations, Infrastructure & Security Director

## Legal

Jim Cobery, General Counsel, The Kraft Group

## Media Relations

Stacey James, Vice President of Media & Community Relations  
Aaron Salkin, Director of Media Relations  
Michael Jurovaty, Assistant Director of Media Relations

## Patriots Cheerleaders

Tracy Sormanti, Cheerleader Director

## Patriots Football Weekly and Patriots.com

Fred Kirsch, Publisher and Vice President of Content  
Jana-Lynne Gauthier, Director of Digital Services  
Michelle Muise, Art Director  
Paul Perillo, Editor  
Maura Wilson, Art Director

## Retail Operations

Larry Lataif, Director of Retail Planning and Strategy  
James Scollins, Director of Warehouse and Ecommerce

## Sales and Marketing

Jennifer Ferron, Senior Vice President of Marketing and Brand Development  
Murray Kohl, Vice President of Corporate Sales  
David Pearlstein, Vice President of Corporate Relationships  
Jessica Gelman, Vice President of Customer Marketing and Strategy  
Brian Oates, Executive Director of Sales  
Gail Titus, Senior Director of Marketing Services and Operations  
Jon Levy, Director of Sales  
Jeff Connors, Director of Premium Sales and Services  
Chris Starck, Director of Client Services  
Brian Homs, Director of Brand Management  
Dwight Darian, Director of Creative Services  
Kathryn Hodel, Director of Consumer Marketing

## Security

Mark Briggs, Chief Operating Officer of TeamOps  
Kelly Way, Director of Operations

## The Hall at Patriot Place presented by Raytheon

Bryan Morry, Executive Director

## Ticket Operations

Sarah Boyce, Director of Box Office  
Bryan Flaherty, Director of Patriots Ticketing



# THE PATRIOTS AND THE COMMUNITY

## A WINNING TEAM

The New England Patriots Charitable Foundation (NEPCF) is the 501(c) (3) non-profit entity created by the Kraft family to support charitable and philanthropic agencies throughout New England. This support comes in the form of direct grants, donations of signed memorabilia to a variety of charitable causes and from Patriots players who offer their direct support by appearing at charity functions throughout the year.

Robert Kraft established the New England Patriots Charitable Foundation when he purchased the team in 1994 as a way for the organization to give back to the communities it calls home. The Foundation's primary goal is to support programs that aid the youth and families of New England while underscoring the Kraft family's deep commitment to philanthropic activities in the community.

Over the past 20 years, the Foundation has made donations to thousands of nonprofit organizations throughout New England and has partnered with numerous community groups, including the Boys & Girls Clubs of Greater Boston, the United Way, the Women's Lunch Place in Boston and a host of other New England charities. The Foundation also provides food baskets and toys to hundreds of families and children during the holiday season.

In addition, the Kraft family and Foundation supports numerous health care initiatives and organizations, including the Robert K. Kraft Family Blood Donor Center at the Dana-Farber Cancer Institute and Brigham and Women's Hospital. The Kraft Center for Community Health, which was established in 2011 by a generous gift from Robert and Myra Kraft to Partners Healthcare, a leader in the effort to expand access to high quality and affordable health care for all by advancing the nation's community health centers.

Annually, the Foundation holds several fundraisers, including Patriots Premiere in the fall and Patriots Fantasy Camp in the spring. The Patriots currently team with Maine, Massachusetts and Rhode Island to create specialty license plates, an ongoing fundraiser with proceeds directly benefiting the NEPCF. The NEPCF allocates the proceeds from the fundraiser to help support nonprofit organizations in each respective state.



Robert Kraft was joined by Tom Brady, Jerod Mayo, Andre Tippett and Joe Andruzzi to congratulate 18-year-old Max Wallack from Puzzles to Remember, the grand prize winner of the New England Patriots Charitable Foundation's 2014 Myra Kraft Community MVP Awards.

## THE NEW ENGLAND PATRIOTS CHARITABLE FOUNDATION

*The Heart Inside the Helmet*



### CONTACT INFORMATION

To request a charitable donation or player appearance, please visit [www.patriots.com/community](http://www.patriots.com/community).

For more information about the New England Patriots Charitable Foundation, Inc., please call 508-543-8200.



# CELEBRATE VOLUNTEERISM

NEW ENGLAND PATRIOTS CHARITABLE FOUNDATION

## *Initiative in Honor of Myra H. Kraft*

Beginning in 2011, the Kraft family and New England Patriots Charitable Foundation launched an ongoing initiative called Celebrate Volunteerism. With a special focus on volunteerism, the Kraft family and Foundation aims to recognize deserving volunteers and inspire others to follow Myra Kraft's example of being a lifelong volunteer.



### *Celebrate Volunteerism Activities Include:*

#### WEEKLY VOLUNTEERISM THEMES

Each week throughout the season, the Foundation focuses on different volunteer areas, including education, mentoring, public service and holiday giving awareness. Each week, the Foundation collaborates with multiple nonprofits that aligned with the weekly volunteerism theme.



#### PATRIOTS COMMUNITY TUESDAYS

Totalling more than 300 appearances, each Tuesday, current and former Patriots players volunteer at nonprofits throughout the region in conjunction with the weekly volunteerism theme.



#### "PATRIOTS DIFFERENCE MAKERS OF THE WEEK"

Each week, the Kraft family recognizes an outstanding volunteer as a "Patriots Difference Maker of the Week." This winner is nominated by the collaborating organizations and is recognized during the Patriots Community Tuesday visits with current and former Patriots players.

#### PATRIOTS DIFFERENCE MAKER GRANTS

The Foundation awards \$25,000 in grants, which includes \$1,000 grants to the nonprofit of each Patriots Difference Maker as well as a \$10,000 grant to the grand prize Patriots Difference Maker.



#### GAME DAY INITIATIVES

Each Patriots home game featured several Celebrate Volunteerism initiatives, including book, coat, food and toy collections, on-field ceremonies, public service announcements and more.

#### PATRIOTS WOMEN'S ASSOCIATION

Patriots players and coaches wives and girlfriends played an active role in Celebrate Volunteerism, participating in each of the game day collections, distributing 200 complete Thanksgiving meals to families in need, making and serving meals at the Women's Lunch Place and more.



#### CELEBRATE VOLUNTEERISM CELEBRATION

On December 29, 2013, the Kraft family and Foundation celebrated the season's activities while announcing the continuation of the volunteerism theme beyond 2013. During the game, the 15 Patriots Difference Makers were invited to participate in an on-field ceremony

# NEW ENGLAND PATRIOTS CHARITABLE FOUNDATION FUNDRAISING EFFORTS

## Patriots Premiere and Ron Burton Community Service Award

The New England Patriots Premiere event is held on the field at Gillette Stadium to ring in the new season and raise funds for the Patriots Charitable Foundation. Patriots players and coaches come together to mingle with fans on the big night, which includes dinner, live and silent auctions and the presentation of the Ron Burton Community Service Award. The Burton Award honors the Patriots player who most embodies the qualities of Burton, the first player drafted by the team who was known for his commitment to the community and helping others. Previous winners include offensive lineman Joe Andruzzi (2003), wide receiver Troy Brown (2004), offensive lineman Matt Light (2005), defensive lineman Jarvis Green (2006), defensive lineman Ty Warren (2007), special teams captain Larry Izzo (2008), running back Kevin Faulk (2009), defensive lineman Vince Wilfork (2010), linebacker Jerod Mayo (2011), punter Zoltan Mesko (2012) and wide receiver Matthew Slater (2013).



Robert Kraft, joined by JoAnn Burton, presents Matthew Slater with the 2013 Ron Burton Community Service Award.

## Patriots Fantasy Camp

The New England Patriots Charitable Foundation's Fantasy Camp provides companies and individuals unprecedented behind the scenes access at Gillette Stadium, including exclusive interaction with Patriots players, coaches and ownership. This unique charitable event delivers interactive football skill demonstrations led by your favorite Patriots players, an exclusive behind the scenes look inside the training facilities and a chance to meet and work alongside some of the Foundation's charitable partners.



Tom Brady teaches participants proper throwing technique at the 2014 Patriots Fantasy Camp at Gillette Stadium..

## Patriots Specialty License Plates

The Patriots are pleased to offer specialty license plates in Massachusetts, Rhode Island and Maine (currently in the pre-order stage) to benefit the Patriots Charitable Foundation. Fans in those states have the opportunity to order the specially designed plates to display their team pride on their bumpers. Proceeds raised from the license plates are funneled directly back to the states in which the plates are issued. Fans can visit [www.patriots.com/community](http://www.patriots.com/community) to order their Patriots license plates.



## Ultimate Road Trip Raffle

For \$10, Patriots fans can enter for a chance to travel with the team to a 2014 road game of their choice. The grand prize winner will receive two tickets to the game, plus VIP pregame field passes, seats on the team plane, a room at the team hotel, and more. Three additional prizes will be awarded and include tickets to a Patriots home game and autographed memorabilia. All proceeds will benefit

the New England Patriots Charitable Foundation and the winning ticket will be drawn on September 22, 2014. Tickets can be purchased on [www.patriots.com/community](http://www.patriots.com/community).



Avid Patriots fans and Patriots staff members train for more than five months to run the historic Boston Marathon each April. The 2014 team broke the all-time fundraising record by raising more than \$424,000.

## Patriots Boston Marathon Team

For seven years, the Patriots have fielded a team to run the historic Boston Marathon to raise funds for NEPCF. In 2014, the marathon team raised a record-breaking amount for the Myra Kraft Community MVP Awards program and Celebrate Volunteerism initiative. Visit [www.patriots.com/community](http://www.patriots.com/community) to learn how to apply for next year's team.



## Patriots Platelet Pedalers

The Patriots Platelet Pedalers ride in the Pan Massachusetts Challenge, a weekend-long charity bicycle ride to benefit the Dana-Farber Cancer Institute. Started in 1980, the Pan-Mass Challenge is the largest charity bicycling event in the country, raising over \$300 million for cancer research and treatment. The Patriots Platelet Pedalers pedal together to fundraise for Dana-Farber, with the money earmarked for Dr. Ken Anderson, the Kraft Family Professor of Medicine at Harvard Medical School and Dana-Farber Cancer Institute, to support his multiple myeloma research and development of novel therapies. More than 100 riders train each year to be part of the Pedalers team and together they have raised over four million dollars since 2008.



## FOUNDATION EVENTS



Each November, Robert Kraft is joined by current and former Patriots players and their families to distribute holiday baskets filled with Thanksgiving meals to local families in need.

### New England Patriots Charitable Foundation Children's Holiday Party

For more than a decade, the Patriots have treated hundreds of children from Salvation Army centers and community centers throughout Massachusetts and Rhode Island to a night of holiday festivities. Patriots players attend the party at Gillette Stadium and participate in a number of activities including Wrap-a-Pat, a game in which the children, working in teams, race to wrap Patriots players in Christmas wrapping paper, ribbons and bows. The children are also able to get autographs from players and cheerleaders, visit with Santa Claus and receive holiday gifts provided by NEPCF.



Patriots players, including Jerod Mayo, participate in interactive holiday games with 250 youth in need at the annual Children's Party at Gillette Stadium.

### Patriots Gifts from the Gridiron

Dozens of current and former Patriots players were at Bass Pro Shops at Patriot Place last year for the fourth annual "Gifts from the Gridiron" event to treat 50 children from local homeless shelter programs to a night of holiday shopping. Armed with \$400 gift cards, the kids selected winter coats, hats and gloves, along with gifts for loved ones. The players helped them budget their money, find the items they were looking for, posed for photos with Santa, and helped the kids wrap presents. The event was a joint effort between Bass Pro Shops, the New England Patriots Charitable Foundation, New England Patriots Alumni Club and the Vince Wilfork Foundation.




Vince Wilfork helps a child pick out a winter jacket at the Patriots Gifts from the Gridiron event at Bass Pro Shops at Patriot Place last holiday season.



## OUTREACH PROGRAMS

### Read Between the Lines

The “Read Between the Lines” program features Patriots players visiting local schools to promote reading and the importance of academic studies throughout the summer months. Kickoff events took place at two local middle schools in Boston to introduce the program’s “Summer Reading Blitz.” Students were challenged to set and meet summer reading goals, with the promise of a return visit from a Patriots player.



Devin McCourty congratulated middle school students for achieving their summer reading goals as part of the “Read Between the Lines” program.



Chandler Jones helped teach moms the proper tacking techniques at the first Moms Football Safety Clinic.

### Mom’s Football Safety Clinic

In May, the New England Patriots hosted their first free Moms Football Safety Clinic at the Dana-Farber Field House at Gillette Stadium. More than 300 women from across New England attended this educational event. Robert Kraft was joined by NFL Commissioner Roger Goodell and current and former Patriots players to educate moms about what steps are being taken to make the game of football as safe as possible. The clinic also included a panel of experts that spoke about various topics including concussion awareness, proper equipment fitting, heat and hydration, heads up tackling, strength and conditioning and more.

## Youth Football

In recent years, the New England Patriots Charitable Foundation (NEPCF) has expanded its concentration into the development of youth football programs throughout New England. Through the Foundation, the Patriots have made donations to improve football facilities at several area fields and have conducted multiple football clinics, including Football for YOU in the New England region - a free football clinic presented by the NEPCF and New England Patriots Alumni Club (NEPAC) to encourage and excite youth to participate in the game of football. The Foundation has donated thousands of dollars to local high schools through the Coach of the Week program, hosted the regional Punt, Pass & Kick finals and partnered with the National Football Foundation to host youth and high school football coaching academies. The foundation plans to continue to expand its support for youth football and to promote programs that encourage good sportsmanship and leadership skills.



Each year hundreds of Special Olympians and their families gather at Gillette Stadium for the annual Special Olympics State Football Games.



## Myra Kraft Community MVP Awards

Each year, the Kraft family and the New England Patriots Charitable Foundation honor members of the New England community for their service to non-profit organizations around the region. Each Myra Kraft Community MVP is recognized for their leadership, dedication and commitment to bettering their communities during a luncheon at Gillette Stadium with a donation made in their name to the

non-profit organization for which they volunteer. The 2014 Patriots Myra Kraft Community MVP grand prize winner, Max Wallack of Puzzles to Remember started the nonprofit organization at age 11 following his great grandmother's diagnosis with Alzheimer's. Now at age 18, he has distributed more than 30,000 therapeutic puzzles to memory cafes and senior centers across the world. Because of Max's commitment, he was awarded a \$25,000 grant in his name to Puzzles to Remember.



Robert Kraft, Tom Brady, Jerod Mayo, Andre Tippett and Joe Andruzzi congratulated the 2014 Myra Kraft Community MVPs.



**Jamie Collins helped lead over 200 students through a variety of fitness activities at last year's Hometown Huddle.**

## Hometown Huddle

"Hometown Huddle" is a special day of service in which all 32 NFL teams across the country work with United Way agencies to help make a difference in their communities. The Patriots Hometown Huddle promotes fitness and nutrition to Boys & Girls Clubs and community centers by inviting youth onto the field of Gillette Stadium for a healthy eating and exercise summit.



**Doherty High School Coach Sean Mulcahy was honored as the 2013 New England Patriots High School Coach of the Year.**

## Patriots High School Coach of the Week

Each week during the high school football season, the Patriots honor a high school football coach with their Coach of the Week Award. This season marks the 20th year in which the Patriots conducted the program, which recognizes outstanding high school coaches and promotes youth football throughout New England. Pro Football and Patriots Hall of Fame linebacker Andre Tippett, the team's executive director of community affairs, oversees the program as part of the Charitable Foundation's commitment to youth football initiatives. The Patriots award the selected coach each week with a \$1,000 grant to benefit the school's football program. At the end of the season, one Coach of the Year is selected and is awarded a \$2,000 grant for their program.

## Kraft Family Blood Donor Center Blood and Platelet Drives

The New England Patriots Charitable Foundation continues to increase awareness of the importance of blood and platelet donations with a blood drive at the Dana-Farber Cancer Institute Kraft Family Donor Center. The Foundation also hosts several blood drives at Patriot Place throughout the year. Donors have the opportunity to meet and greet with special guests including current and former Patriots players, Patriots cheerleaders and mascot Pat Patriot. All successful donors receive special Patriots-themed gifts and are entered into a drawing for autographed prizes.

**During the blood and platelet drives, current and former Patriots players, including Rob Ninkovich, visit the Dana-Farber Cancer Institute Kraft Family Donor Center.**







### Play 60

The NFL's PLAY 60 initiative, a national youth health and fitness campaign focused on increasing the wellness of young fans by encouraging them to be active for at least 60 minutes each day. Throughout the season, current and former Patriots players attend football clinics, participate in the New England Kids Triathlon, visit schools and other locations to encourage children to eat healthy and exercise.

Julian Edelman and Rob Gronkowski led elementary school students and a group of seniors through a variety of exercise stations at the NFL's first intergenerational PLAY 60 event in Foxborough this past June.



Science of Sports  
Science Fair

### Science of Sports Science Fair

In June 2014, the NEPCF partnered with Raytheon for the annual "Science of Sports" Science Fair at Gillette Stadium. For five months, students from New England Boys & Girls Clubs teamed with volunteer mentors from Raytheon to create and test hypotheses related to science and sports. Each child on the first-, second- and third-place teams receive scholarships toward their college education or a science camp. This year's winning team, from Leominster, Mass., took home the grand prize and each student will receive a \$1,000 scholarship.



Executive Judges Robert Kraft, Patriots WR Matthew Slater and Raytheon Chairman William Swanson posed for a photo with students from the Boys and Girls Club of Fitchburg and Leominster.



Robert Kraft joins members of the Patriots Women's Association to help serve meals to homeless women at the Women's Lunch Place in Boston.

Tom Brady and Rob Gronkowski took part in a Make-A-Wish visit to Gillette Stadium. Bill Belichick and the entire team also joined them to welcome the special guests. The visits are made possible by Make-A-Wish board member and Kraft Group Executive Vice President Dan Kraft.



Last September, more than a dozen current and former Patriots, including Ryan Allen and Nate Solder, teamed with the Patriots Charitable Foundation, United Healthcare and KaBOOM! to build a playground in Waltham, Mass.



Logan Ryan and Matthew Slater joined Patriots cheerleaders and Pat Patriot to congratulate students at Weymouth High School for volunteering over 65,000 hours over the past three years.





**Putnam is a proud partner  
of the New England Patriots.**

**PERFORMANCE IN MOTION®**

New England Patriots trademarks, including the Patriots logo, are the property of New England Patriots LLC, and are used pursuant to a licensing agreement with New England Patriots LLC.



**PREP**



**LATHER**



**SHAVE**



**Gillette**<sup>®</sup>



OFFICIAL SHAVE OF THE NFL