

NEW ENGLAND PATRIOTS



XXXVI • XXXVIII • XXXIX • XLIX

**CHAMPIONS**



**2015**

MEDIA GUIDE

## MEDIA RELATIONS CONTACTS



**Stacey James**  
Vice President  
of Media Relations



**Aaron Salkin**  
Director of Media  
Relations



**Michael Jurovaty**  
Assistant Director of  
Media Relations



**Cecily Faenza**  
Social Media  
Manager



**Travis Basciotta**  
Media Relations  
Coordinator



**Jeremie Smith**  
Corporate Communications  
Coordinator

The 2015 New England Patriots Media Guide has been prepared to assist all members of the media in their coverage of the Patriots during the 2015 season. Should you require additional information, further assistance or wish to arrange an interview, please contact a member of the Patriots media relations staff.

## CONTACT INFORMATION

**Media Relations Main Number: 508-384-4203**  
**Gillette Stadium • One Patriot Place • Foxborough, MA 02035 • Fax: 508-543-9053**

	Office Phone	Cell Phone	E-mail Address
Stacey James	508-384-9105	508-326-6868	staceyj@patriots.com
Aaron Salkin	508-384-9111	508-326-6870	aarons@patriots.com
Michael Jurovaty	508-384-9195	508-326-6187	mjurovaty@patriots.com
Cecily Faenza	508-384-9119	774-254-7917	cecilyf@patriots.com
Travis Basciotta	508-549-0542	508-431-7773	travisb@patriots.com
Jeremie Smith	508-549-0492	774-406-6487	jeremies@patriots.com

## MEDIA WEBSITE

<http://media.patriots.com>

The Patriots maintain a web site to further assist local and national media in covering the team. The site serves as the team's primary media credentialing system. In addition, the site contains all of the Patriots' game press releases, statistics, transcripts and other reference material dating back to 2005.

## 2015 PATRIOTS SCHEDULE

### PRESEASON

Date	Opponent	Time	Affiliate	Network
Thursday, Aug. 13	Green Bay	7:30 p.m. ET	Patriots	Preseason TV Network
Saturday, Aug. 22	at New Orleans	7:30 p.m. ET	Patriots	Preseason TV Network
Friday, Aug. 28	at Carolina	7:30 p.m. ET	Patriots	Preseason TV Network
Thursday, Sept. 3	N.Y. Giants	7:30 p.m. ET	Patriots	Preseason TV Network

### 2015 PATRIOTS REGULAR SEASON

Date	Opponent	Time	Affiliate	Network
<b>Thursday, Sept. 10</b>	<b>Pittsburgh</b>	<b>8:30 p.m.</b>	<b>WHDH</b>	<b>NBC</b>
Sunday, Sept. 20	at Buffalo	1:00 p.m.	WBZ	CBS
Sunday, Sept. 27	Jacksonville	1:00 p.m.	WBZ	CBS
Sunday, Oct. 4	BYE WEEK			
Sunday, Oct. 11	at Dallas	4:25 p.m.	WBZ	CBS*
<b>Sunday, Oct. 18</b>	<b>at Indianapolis</b>	<b>8:30 p.m.</b>	<b>WHDH</b>	<b>NBC*</b>
Sunday, Oct. 25	N.Y. Jets	1:00 p.m.	WBZ	CBS*
<b>Thursday, Oct. 29</b>	<b>Miami</b>	<b>8:25 p.m.</b>	<b>WBZ</b>	<b>CBS/NFLN</b>
Sunday, Nov. 8	Washington	1:00 p.m.	WFXT	FOX*
Sunday, Nov. 15	at N.Y. Giants	4:25 p.m.	WBZ	CBS*
<b>Monday, Nov. 23</b>	<b>Buffalo</b>	<b>8:30 p.m.</b>	<b>WCVB</b>	<b>ESPN</b>
<b>Sunday, Nov. 29</b>	<b>at Denver</b>	<b>8:30 p.m.</b>	<b>WHDH</b>	<b>NBC*</b>
Sunday, Dec. 6	Philadelphia	4:25 p.m.	WFXT	FOX*
Sunday, Dec. 13	at Houston	1:00 p.m.	WBZ	CBS*
Sunday, Dec. 20	Tennessee	1:00 p.m.	WBZ	CBS*
Sunday, Dec. 27	at N.Y. Jets	1:00 p.m.	WBZ	CBS*
Sunday, Jan. 3	at Miami	1:00 p.m.	WBZ	CBS*

**Bold** indicates nationally televised games

\*-Game time and network subject to possible flexible scheduling adjustment.



# NEW ENGLAND PATRIOTS 2015 MEDIA GUIDE

*Gillette Stadium • One Patriot Place • Foxborough, Massachusetts*



**Super Bowl Championships (4):** 2001, 2003, 2004, 2014

**Conference Championships (8):** 1985, 1996, 2001, 2003, 2004, 2007, 2011, 2014

**Division Championships (18):** 1963, 1978, 1986, 1996, 1997, 2001, 2003, 2004, 2005, 2006, 2007, 2009, 2010, 2011, 2012, 2013, 2014, 2015



**Playoff Seasons (23):** 1963, 1976, 1978, 1982, 1985, 1986, 1994, 1996, 1997, 1998, 2001, 2003, 2004, 2005, 2006, 2007, 2009, 2010, 2011, 2012, 2013, 2014, 2015

<b>2014 Season In Review</b> . . . . .	<b>247</b>
2014 Statistics . . . . .	248
Game-by-Game Statistics . . . . .	250
Honors and Awards . . . . .	262
Participation Chart . . . . .	263
2014 Transactions . . . . .	264

<b>All-Time Results</b> . . . . .	<b>330</b>
Preseason . . . . .	321
Regular Season . . . . .	332
Postseason . . . . .	427
Overtime Games . . . . .	329
Prime-Time Games . . . . .	323
Series . . . . .	324
Attendance Figures . . . . .	331
Offensive and Defensive Rankings . . . . .	387

<b>Biographies</b> . . . . .	<b>7</b>
Executive Bios . . . . .	7
Football Staff . . . . .	17
Players . . . . .	59
Gillette Stadium . . . . .	4

<b>Franchise History</b> . . . . .	<b>267</b>
Anniversary Teams . . . . .	280
Coaches All-Time Records . . . . .	42
Coaches All-Time Roster . . . . .	43
All-Time Draft . . . . .	314
Hall of Fame . . . . .	268

Historical Timeline . . . . .	283
Pro Bowl Selections . . . . .	282
Roster (All-Time) . . . . .	298
Trades (2000-15) . . . . .	325

<b>Playoff History</b> . . . . .	<b>436</b>
Records . . . . .	439
Results . . . . .	438
Championship Game Summaries . . . . .	444

<b>Records</b> . . . . .	<b>398</b>
All-Time Leaders . . . . .	400
Year-by-Year Leaders . . . . .	399
Consecutive Records . . . . .	407
Individual Records . . . . .	408
Longest Plays . . . . .	398
Playoff Records . . . . .	430
Team Records . . . . .	418
Patriots NFL Records . . . . .	426

<b>Reference</b> . . . . .	<b>452</b>
Patriots Charitable Foundation . . . . .	459
Patriots Cheerleaders . . . . .	457
Patriots Football Network . . . . .	455
Pool Reporters . . . . .	454
Preseason Television Network . . . . .	454
Radio Broadcast Network . . . . .	453
Staff Directory . . . . .	458

## 2015 MEDIA GUIDE

This media guide includes a compilation of information that has been gathered and preserved by each of the team's previous media relations departments. Many thanks to everyone who has helped prepare and preserve this information.

The 2015 Patriots Media Guide was written and edited by the Patriots Media Relations Staff.

**Editors:** Aaron Salkin, Michael Jurovaty  
Editorial Assistance: Travis Bas-ciotta, Cecily Faenza, Stacey James, Jeremie Smith

**Design:** Dwight Darian  
**Layout:** Michael Jurovaty

**Photography:** Tom Croke, David Silverman  
**Advertising Sales:** Murray Kohl



Gillette Stadium, home of the New England Patriots, is the region's premier sports and entertainment venue.

Since Gillette Stadium opened in 2002, every Patriots home game has sold out and Patriots fans have been treated to more regular-season and postseason wins than any other team in the NFL. Gillette Stadium is also the home field for Major League Soccer's New England Revolution and a home for UMass football. Additionally, the stadium hosts international soccer matches, NCAA and professional lacrosse, world-class concerts and other special events that keep it busy year round.

In 2015, Gillette Stadium added several new features, including the OPTUM Field Lounge in the south end zone, the Cross Insurance Pavilion & Business Center on the north end of the stadium, an expansion of the bridge near the lighthouse and an upscale concession stand on the southwest corner of the main concourse. Field lounge members will enjoy 20,000 square feet of unparalleled field-level views, HD screens, media walls, premium food and bar services and private restrooms. The pavilion and business center features 20,000 square feet of function and hospitality space, including a mezzanine area and outdoor terrace.

In 2014, the stadium added 30,000 square feet to its football operations facility to unify the football-related core operations on a single floor and expand training areas, meeting rooms and coaches' offices. The stadium also added LED signage on the interior and exterior of the venue and upgraded its field surface with FieldTurf's Revolution turf system for its player safety features and extraordinary durability.

In 2013, the stadium added more than 14,000 square feet of LED ribbon boards and four digital panels on the sidelines above the concourse. These ribbon boards and panels feature scores, highlights, statistics and digital promotions. The Patriots Gameday Live App gives fans coming to the stadium cool ways to prepare for and enjoy the game day experience with exclusive in-game content and videos, traffic and weather updates and more.

In 2012, the stadium, with assistance from Enterasys, became one of the first venues in the NFL to offer free WiFi with enough bandwidth to accommodate every guest. The stadium also updated and rebranded concessions, offering more healthy options and a new brew pub.

In 2010, the stadium installed two Daktronics high-definition LED video scoreboards, providing additional clarity and the ability to display more instant replays and an array of graphics. The video board above the south end zone, at 41.5-feet high and 164-feet wide, is the largest HD video board in use in an outdoor NFL stadium. Fan satisfaction is at the forefront of the stadium's design, with unobstructed views from the entire length of each of its concourses, ensuring great views to the field from practically anywhere inside the turnstiles. Additional gathering areas, such as the end-zone plazas, offer alternative viewing where fans can gather and socialize before, during and after games. Once at their seats, guests relax in theater-style chairs, each one complete with a cup holder.

For the ultimate in creature comforts, the Putnam Club, remodeled in 2011, offers club members 120,000 square feet of comfort to enjoy the games. The stadium's 89 luxury suites in the EMC2 suite level are the largest in the NFL, ranging from 800 to 2,700 square feet. Each suite features luxurious furnishings as well as private bars and restrooms.

Gillette Stadium celebrates New England's heritage with a unique display of local flavor. A stylized lighthouse and bridge greet fans entering from NRG Plaza and create the stadium's signature view. The coastal heritage of the region is represented in a seascape scene that complements the bridge and lighthouse and flanks the players' entrance to the field. Guests can experience a unique view of the action from atop the bridge, which connects the east and west concourses at the base of the lighthouse.

[www.GilletteStadium.com](http://www.GilletteStadium.com) @GilletteStadium

## GILLETTE STADIUM QUICK HITS

Construction started	2000
Stadium Opened	2002
Club Seats	6,000
Luxury Suites	90
Width of concourses	up to 70 feet
Concession Locations	500+
HD video boards	2 (41.5' x 164' and 45' x 100')
Stadium footprint	17.3 acres
Stadium area	1.9 million square feet
Television monitors	1,000+
Points of distributed sound	2,000+

## GILLETTE STADIUM FUN FACTS

### The Height of Design

The stadium's signature lighthouse in the north end zone rises 10 stories above the playing field, but is dwarfed by the height of the stadium itself, which is 16 stories tall.

### Worth the Weight

Approximately 6,300 pieces of blue steel form the structure of Gillette Stadium, weighing in at 16,000 tons.

### Lap of Luxury

The Putnam Clubs on each side of Gillette Stadium are larger than a football field, with cathedral ceilings four stories high and a floor-to-ceiling glass wall providing an end zone to end zone view of the field.

### The Suite Life

The stadium's 90 luxury suites each have granite-topped wet bars, marbled bathrooms and personal attendants.

### Making Room

The construction of Gillette Stadium required the removal of 90,000 cubic yards of blasted bedrock, 310,000 cubic yards of total excavated material and the demolition of the old Foxboro Stadium and racetrack. All materials were repurposed into the construction of Gillette Stadium.

### Concrete Example

The foundation of Gillette Stadium consists of 17,500 cubic yards of concrete, enough to build a sidewalk from here to Boston, on both sides of the street.

### A Light Snack

On a typical game day, Patriots fans eat more than one ton of Italian sausage and warm up with 186 gallons of clam chowder.

### Team-Work

Up to 5,000 staff are necessary to operate Gillette Stadium for a Patriots game, at a ratio of one worker for every 13.7 fans.



The Hall at Patriot Place presented by Raytheon is the crown jewel of Patriot Place and the only sports and education experience of its kind. Through a dazzling array of interactive multimedia exhibits and artifacts never before viewable by the public, The Hall at Patriot Place presented by Raytheon showcases the tradition of the New England Patriots, explores the history of football in New England, and promotes math and science education for thousands of schoolchildren each year through its partnership with Raytheon.

The experience begins as visitors enter an elevator on the ground floor and hear a voice from Patriots history welcoming them to The Hall. The journey continues through 30,000 square feet and two stories until visitors reach one of The Hall's signature exhibits and its premier photo opportunity: the Patriots' four Lombardi trophies.

The Hall features interactive exhibits designed to educate and entertain. Visitors receive instruction from Patriots Head Coach Bill Belichick on how plays in the Patriots' playbook are designed. They also step inside a game-used replay booth and make the call on an instant replay review with instruction from former NFL Vice President of Officiating Mike Pereira. Fans of all ages test their vertical leap, reaction time and weight against NFL players.

The Hall's 25 high-definition touch screen kiosks allow visitors to interact with the exhibits in unique ways. Five of exclusive video content is also displayed on 34 high-definition TV monitors, 12 projection screens and the 45-foot-wide panoramic movie screen in the Raytheon Theater, where a 15-minute signature film plays every 20 minutes.

Each of the members of the Patriots Hall of Fame is immortalized on 30-foot high, six-foot wide video pylons utilizing high-resolution LED displays. Fans can choose which Hall of Famer to highlight on one of four touch screen kiosks, causing the pylons to come alive with video and images of each player while additional information is displayed on the screen below.



To complement the audiovisual experiences, there are thousands of football artifacts on display at The Hall, ranging from the priceless (a football from the 1876 Harvard-Yale game) to the quirky (the infamous snow plow that cleared the way for a Patriots win over the Dolphins in 1982) to the sublime (The Patriots' four Super Bowl rings).

In partnership with the Raytheon Company, The Hall at Patriot Place presents an integrated math and science education program featuring STEM modules that engage field trip students in real-life, football-related experiences using the engineering design process and other standards-based activities. The Hall added a new educational interactive in 2013 in conjunction with Raytheon -- a passing and kicking game called, "By the Numbers," in

which participants input information to complete a pass or kick a field goal. Additionally, all visitors can experience the "In the Numbers" exhibit, presented by Raytheon, which uses football to teach math and science in a fun and interactive way.

In 2009, The Hall received a Gold MUSE Award from the American Association of Museums and The Hall's signature film, "Patriots Way," won a CINE Golden Eagle Award. The Hall was also named to *Boston Globe Magazine's* Best of the New and was a *Yankee* magazine Editor's Choice recommendation. For more information, please visit [www.thehallatpatriotplace.com](http://www.thehallatpatriotplace.com).



Catch every Patriots  
moment on the  
largest, most reliable  
4G LTE  
network.



**4G**<sup>LTE</sup>



# EXECUTIVES





ROBERT  
**KRAFT**



CHAIRMAN & CEO

DIVISION TITLES

96 97 01 03 04 05 06 07 09 10 11 12 13 14

CONFERENCE TITLES

96	01	03
04	07	11
14		

SUPER BOWLS



Since Robert Kraft purchased the team in 1994, the Patriots have experienced one of the most dramatic turnarounds in the history of sports. In 21 seasons of ownership, Kraft has transformed one of the league's least successful clubs into what many observers view as a model NFL franchise. In its first 34 seasons of existence, the Patriots won a total of 225 games. Under Kraft's guidance, the franchise equaled that win total in just 19 years. In the five seasons immediately preceding his purchase (1989-93), the Patriots were a moribund team, winning just 19 of 80 games (.238 pct.), the worst record in the NFL over that span.

When he bought the franchise on Jan. 21, 1994, Kraft announced his intention to bring a championship to New England, a tall order considering the team's previous success rate. But since then, under Kraft's leadership, the Patriots have won more division titles (15), conference crowns (7) and Super Bowl championships (4) than any other NFL team. In 2014, the Patriots claimed their fourth Super Bowl during Kraft's tenure, a total that is most in the league over that span. Since 1994, no other NFL team has won more than two Super Bowls. In Kraft's 21 seasons, the Patriots have qualified for the playoffs 16 times, more than doubling the franchise's playoff appearances in their first 34 seasons.

The Patriots won more than half their games for the 15th straight year with a 12-4 record in 2015. They

**"My objective in buying the Patriots is to help bring a championship to New England."**

**-ROBERT KRAFT, JAN. 21, 1994**

are the first team to win more than half their games in 15 straight seasons since free agency began in 1993. Under Kraft's ownership, the Patriots are the third team to win more than half their games in 15 straight seasons since the 1970 AFL-NFL merger, joining the 49ers (16 straight from 1983-98) and the Cowboys (16 straight from 1970-85). New England has won 25 playoff games since Kraft purchased the team in 1994, tied for third-most in league history under one ownership group.

### BUILDING GILLETTE

From 2000 to 2002, The Kraft Group's real estate development team oversaw the on-time and on-budget construction of Gillette Stadium, a privately-financed \$325 million first-class facility that the Patriots and their fans are proud to call home. The financial commitment from Kraft provided a solid foundation on which to build for the first time in the franchise's nomadic history. Patriots fans are protected from personal seat license fees since Gillette is the only privately-funded stadium in the NFL. Moving from

***Kraft and the Patriots organization have created a winning team in the community. Established in 1994, the New England Patriots Charitable Foundation was created to support charitable and philanthropic agencies throughout New England.***



## A WINNING TRADITION

Robert Kraft's winning percentage with the Patriots (.684) since taking over the team in 1994 is the highest among all owners/ownership groups with at least 200 wins (regular and postseason). He is one of just five owners with at least 200 wins and a winning percentage over .600.

Owner	Team	Years	Winning Pct.
<b>Robert Kraft</b>	<b>Patriots</b>	<b>1994-present</b>	<b>.683</b>
Eddie DeBartolo, Jr.	49ers	1977-99	.636
Clint Murchison, Jr.	Cowboys	1960-83	.634
Pat Bowlen	Broncos	1984-present	.610
Joe Robbie	Dolphins	1966-89	.608

Foxboro Stadium into the majestic Gillette Stadium marked another worst-to-first transformation for the Krafts, who now operate New England's premier entertainment venue. After opening Gillette Stadium, Kraft was recognized as the Sports Executive of the Year by one national publication and he and Jonathan Kraft were named Sports Industrialists of the Year by another.

The construction of Gillette Stadium was the first project of The Kraft Group's development team. In 2007, The Kraft Group expanded the site development with the construction of Patriot Place, a mixed-use lifestyle center and entertainment destination.

## INSTALLING HIS VISION

It didn't take long for Kraft's vision to come into focus. His personal investment in the team restored the faith of Patriots fans and rejuvenated interest throughout New England. The year he bought the team, season ticket sales soared to new heights, eclipsing 40,000 for the first time in franchise history. By the start of his first season, every game was sold out, a feat that had never been accomplished in the franchise's previous 34 seasons. The achievement ensured that local broadcast blackouts would be lifted and every Patriots game, home and away, would be televised throughout New England for the first time in team history. Every game has been sold out since that 1994 season opener.

## BEST IN SPORTS

After claiming their third Super Bowl in four years, *Forbes* selected the New England Patriots as the best team in sports. The accompanying article recognized how Robert Kraft built the Patriots organization into a winner on and off the field, as the team became just the fourth NFL franchise to be valued at over \$1 billion by the magazine.



In his first year of ownership, the Patriots won their final seven regular-season games to qualify for the postseason, ending an eight-year playoff drought. By his fifth anniversary as owner, under the direction of two different head coaches, the Patriots had already established themselves as perennial playoff contenders, qualifying for the postseason four times, including twice as division champions. In 1996, the Patriots claimed their first division title in 10 years. After defeating Pittsburgh in the playoffs that year, the Patriots hosted their first conference championship game in franchise history and defeated Jacksonville, 20-6, to advance to Super Bowl XXXI.

## ASCENSION

The transformation of the Patriots under Kraft's leadership constitutes one of the greatest long-term, worst-to-first revivals in sports history. In 2005, *Forbes* magazine valued the Patriots franchise at \$1 billion. The Patriots were just the fourth sports franchise in history to eclipse that financial plateau. After winning back-to-back Super Bowls and three titles in four years, *Forbes* also named the Patriots "The Best Team in Sports."

In 2007, the New England Patriots won a franchise-record fifth consecutive division title. They also became the first NFL team to win 16 games



## A CHAMPIONSHIP ERA



Prior to 1994, the Patriots qualified for the playoffs just six times during their first 34 seasons (1960-93). In the 21 seasons since Robert Kraft has taken ownership, the Patriots have qualified for the playoffs 16 times, 15 times as division champions, and have won seven conference titles and four Super Bowl championships.

	Pre-Kraft 1960-93	1989-93	Kraft Era 1994-2015
Overall Record .....	225-276-9	19-61	266-123
Winning Pct. ....	.450	.238	.684
Super Bowl Titles .....	0	0	4
Conference Titles .....	1	0	7
Division Titles .....	3	0	15
Playoff Seasons .....	6	0	16
Playoff Record .....	4-6	0-0	25-12
Home Playoff Games .....	1	0	21
Home Playoff Record .....	0-1	0-0	18-3



## 250 WINS

Robert Kraft reached 250 career wins on Dec. 21, 2014, in the Patriots 17-16 win at the N.Y. Jets. He reached 250 career wins in 368 career games, tied with Chicago's George Halas for the fastest to reach 250 wins. Kraft enters the 2015 season with 253 career wins.

Owner	Team	Games to 250 Wins
Robert Kraft	New England Patriots	368
Halas Family	Chicago Bears	368

during the regular season and the only team to ever win 18 consecutive games in one season. The undefeated regular season boosted the team's overall record from 2003 to 2007 to 77-17 for a remarkable .819 winning percentage. The 77 wins in five years is the most by any team over any five-year span in NFL history. From Oct 5, 2003 to Nov. 8, 2008, the Patriots won 81 games with only 18 losses, matching the most successful 100-game stretch since the league was founded in 1920.

The Kraft-era Patriots also set three significant NFL records for consecutive wins. In 2003 and 2004, the Patriots won 21 consecutive games, which included three playoff games. Two years later, the Patriots started another streak and over the next three seasons won 21 consecutive regular-season games. In addition, the Patriots also established an NFL record by winning 10 consecutive playoff games (2001-05). During that time, the Patriots also won 21 consecutive games at Gillette Stadium, the longest home win streak in franchise history.

The success the Patriots sustained during the first decade of the new millennium is without rival. The Patriots' 126 total victories (including playoffs) was the most by any team in one decade in the 95-year history of the NFL. The recent decade of dominance featured more Super Bowl titles (3), conference titles (4), division titles (7), playoff wins (14), victories in a single season (18) and victories in a regular season (16) than any other team. In addition, no other NFL team hosted more playoff games (9) or played in more playoff games (18) than the New England Patriots. The sustained success earned the franchise "Team of the Decade" acclaim from many publications.

## 2014 NFL OWNER COMMITTEES

While Kraft gets credit for resurrecting the once wayward Patriots franchise, he's also often cited as a key contributor in many of the league's major contract negotiations. He is the chairman of the NFL's broadcast committee and an active member of four other committees.

- ★ Broadcast Committee - Chairman
- ★ Management Council Executive Committee
- ★ NFL Network Committee
- ★ Finance Committee
- ★ Compensation Committee

## GETTING HIS START

Kraft began his business career with the Rand-Whitney Group, Inc. of Worcester, Mass., a company that converted paper into packaging for various industries. He later acquired the company. In 1972, he founded International Forest Products, a trader of paper commodities that now does business annually in more than 90 countries. Together, Rand-Whitney and International Forest Products (IFP) comprise one of the largest privately-owned and fully integrated paper and packaging companies in the United States. In 2014, IFP was the top U.S. containerized exporter in New England and ranked 15th in the nation. Kraft founded The Kraft Group to serve as the holding company for the family's varied business interests, which are concentrated in five specific areas: the distribution of forest products, paper and packaging manufacturing, sports and entertainment, real estate development and private equity and venture investing.

Throughout Kraft's professional career, many of his biggest risks have yielded the greatest rewards. That was true throughout his pursuit of Patriots ownership, beginning in 1985 when he first purchased an option on the land surrounding the old stadium in Foxborough, Mass. It was a large investment for an underdeveloped parcel of

## SUSTAINED SUCCESS

The Patriots won more than half of their games for the 15th straight year in 2015. They are the first team to win more than half of their games in 15 straight seasons since free agency began in 1993. The Patriots are the third team to win more than half of their games in 15 straight seasons since the 1970 AFL-NFL merger, joining the 49ers (16 straight from 1983-1998) and the Cowboys (16 straight from 1970-85).

## MOST CONSECUTIVE WINNING SEASONS (since 1970 merger)

San Francisco (1983-98)	16
Dallas (1970-85)	16
<b>New England (2001-15)</b>	<b>15</b>
Oakland (1970-80)	11

The Patriots are the only team in the NFL to have recorded nine or more wins in each of the last 15 seasons.

## MOST SEASONS OF 9+ WINS SINCE 2001

<b>New England</b> .....	<b>15</b>
Indianapolis .....	12
Green Bay .....	11
Pittsburgh .....	11
Baltimore .....	10
Philadelphia .....	10

New England reached at least 10 regular-season wins for the 13th consecutive season in 2015. San Francisco (16) is the only other team to accomplish the feat.

Team	Years	Consec. 10+ Win Seasons
San Francisco	1983-1998	16
<b>New England</b>	<b>2003-present</b>	<b>13</b>
Indianapolis	2002-2010	10



land, but proved to be an important first step in a long process toward buying the Patriots. In 1988, he took another step by purchasing the stadium out of bankruptcy court. With a binding lease through 2001, the acquisition of the old stadium proved to be an invaluable asset in Kraft's quest toward owning the team.

When his opportunity came in January of 1994, Kraft faced a difficult business dilemma. He had to decide between committing over \$172 million of family resources to purchase the Patriots or accept a lucrative \$75 million buyout offer to void the final years of the team's stadium lease and allow the team to move out of New England. On Jan. 21, 1994, Kraft passed on the buyout offer, choosing instead to make an 11th-hour bid to buy the team. On Feb. 26, 1994, a day after Kraft earned league approval, season tickets for the 1994 season went on sale and Patriots fans showed their support for Kraft's decision in record numbers. By the end of the first business day, amidst a winter nor'easter, 5,958 season ticket orders were processed, shattering the previous single-day sales record of 979. The show of support validated Kraft's decision to buy the team and gave him the confidence to focus on another long-term project with great financial risk: the private-financing and construction of Gillette Stadium.

## LOVE OF SPORTS

Kraft is widely recognized as one of the most successful owners in professional sports. His long-standing support of soccer in the United States dates back to his efforts in the early 1990s to secure Foxborough as one of the nine host venues for the 1994 FIFA World Cup and becoming a principal investor in Major League Soccer when he founded the New England Revolution in 1995.

As Chairman and CEO of the New England Patriots, Investor/Operator of the New England Revolution and owner of Gillette Stadium and Patriot Place, Kraft has turned that underdeveloped parcel of land he purchased in 1985 in Foxborough, Mass. into a world-class sports and entertainment destination in New England.

Under Kraft's leadership, the Patriots and the Revolution have delivered four league championships and 12 conference titles, while his private-financing of Gillette Stadium has given fans a world-class facility in which to enjoy New England's championship tradition.

## PERSONAL

A native of Brookline, Mass., Kraft attended local public schools before entering Columbia University on an academic scholarship. Upon graduation, he received a fellowship to attend Harvard Business School, where he earned a master's degree in business administration.

Kraft's love for football and the Patriots began

## SUCCESS STORY

Since Robert Kraft bought the team in 1994, the Patriots have become the most successful franchise in the NFL. For the past 22 seasons (1994-2015), the Patriots have won more Super Bowl Championships (4), more conference championships (7) and more division titles (15) than any other NFL team. In addition to championships, the Patriots have also won more, and more often, than any other NFL team, claiming 266 total victories and a .684 winning percentage, including 25 wins in the postseason.

### SUPER BOWL CHAMPIONSHIPS SINCE 1994

<b>New England Patriots</b> . . . . .	<b>4</b>
Baltimore Ravens . . . . .	2
Denver Broncos . . . . .	2
Green Bay Packers . . . . .	2
New York Giants . . . . .	2
Pittsburgh Steelers . . . . .	2
7 Teams . . . . .	1

### CONFERENCE CHAMPIONSHIPS SINCE 1994

<b>New England Patriots</b> . . . . .	<b>7</b>
Pittsburgh Steelers . . . . .	4
Denver Broncos . . . . .	3
Green Bay Packers . . . . .	3
New York Giants . . . . .	3
Seattle Seahawks . . . . .	3
Baltimore Ravens . . . . .	2
Indianapolis Colts . . . . .	2
St. Louis Rams . . . . .	2
San Francisco 49ers . . . . .	2

### DIVISION CHAMPIONSHIPS SINCE 1994

<b>New England Patriots</b> . . . . .	<b>15</b>
Green Bay Packers . . . . .	11
Pittsburgh Steelers . . . . .	11
Indianapolis Colts . . . . .	10

### PLAYOFF VICTORIES SINCE 1994

<b>New England Patriots</b> . . . . .	<b>25</b>
Pittsburgh Steelers . . . . .	18
Green Bay Packers . . . . .	18
Baltimore Ravens . . . . .	15
Indianapolis Colts . . . . .	14
Philadelphia Eagles . . . . .	11

### TOTAL VICTORIES SINCE 1994

<b>New England Patriots</b> . . . . .	<b>266</b>
Green Bay Packers . . . . .	244
Pittsburgh Steelers . . . . .	239
Indianapolis Colts . . . . .	226
Denver Broncos . . . . .	226

### OVERALL WINNING PERCENTAGE SINCE 1994 (INCLUDING POSTSEASON)

Team	W	L	T	Pct.
<b>New England Patriots</b>	<b>266</b>	<b>123</b>	<b>0</b>	<b>.684</b>
Green Bay Packers	244	139	1	.637
Pittsburgh Steelers	239	142	1	.627
Denver Broncos	226	146	0	.608
Indianapolis Colts	226	154	0	.595

### PLAYOFF WINNING PERCENTAGE SINCE 1994

Team	W	L	Pct.
<b>New England Patriots</b>	<b>25</b>	<b>12</b>	<b>.676</b>
Baltimore Ravens	15	8	.652
New York Giants	10	6	.625
Pittsburgh Steelers	18	12	.600
Arizona Cardinals	6	4	.600



**Kraft's seats from the old stadium (section 217, row 25, seats 1-6) are on display at the Patriots Hall of Fame presented by Raytheon.**

decades ago. A Patriots fan since their AFL days in the 1960s, Kraft attended games at each of the team's Boston venues: Boston University Field, Fenway Park, Boston College Alumni Stadium and Harvard Stadium. When the team moved to then Schaefer Stadium in 1971, Kraft invested in season tickets for his family. He credits the memories and experiences shared with his family and other Patriots fans during those years for his passionate pursuit of ownership of the franchise.

In addition to serving on the boards of several NFL owner committees, Kraft also serves on the board of directors Apollo Global Management. He is also on the executive committee for the Dana-Farber Cancer Institute, where he established the Robert K. Kraft Family Blood Donor Center. He is a member of the Executive Committee of the Massachusetts Competitive Partnership. He is a trustee emeritus at Columbia and is a trustee at Boston College. He has received honorary degrees from several colleges and

universities and was awarded the NCAA's highest honor when he received the Theodore Roosevelt Award, "presented annually to a distinguished citizen of national reputation and outstanding accomplishments." In 2011, Kraft received the Harvard Business School Alumni Achievement Award as well as the prestigious honor of being inducted into the 231st class of American Academy of Arts and Sciences, one of the nation's oldest and most learned societies. With his induction, he joined the likes of many other patriots, including George Washington, Benjamin Franklin, John Adams and John Hancock. In 2012, he became the first NFL owner in the 44-year history of the honor to ever be selected to receive the George Halas Award, which is presented annually to the NFL player, coach or staff member who overcomes the most adversity to succeed. That year, he was also inducted into Columbia's athletic hall of fame. In 2013, he received the Carnegie Hall Medal of Excellence.

Over the past five decades, the Kraft family has been one of New England's most philanthropic families, donating hundreds of millions of dollars in support of local charities and civic affairs. In 2011, the Krafts pledged \$20 million to Partners HealthCare to launch the Kraft Center for Community Health, an initiative designed to improve the leadership of and access to quality health care at community centers in Massachusetts.

## The Boston Globe

THURSDAY, JULY 28, 2011

### Kraft, his heart heavy, lifts NFL

Patriots owner helped bring accord during his wife's final days



**"Without him, this deal does not get done. He is a man who helped us save football and we're so [grateful] for that. We're [grateful] for his family and for the opportunity he presented to get this deal done."**

**-INDIANAPOLIS COLTS C JEFF SATURDAY ON PATRIOTS OWNER ROBERT KRAFT'S ROLE IN THE NEGOTIATIONS OF THE NEW 10-YEAR NFL CBA**



Jonathan A. Kraft is the president of The Kraft Group, the holding company of the Kraft family's varied business interests. He is also the president of the four-time Super Bowl Champion New England Patriots. As president of the Patriots, Kraft oversees the management and strategic planning of each department within the organization. He also works closely with his father to represent the Patriots in all league matters and serves on multiple NFL owner committees.

Kraft's NFL obligations are only a small part of his day-to-day responsibilities, which are as diversified as the many different companies he oversees. The Kraft Group has a variety of interests concentrated in five specific areas: the distribution of forest products, paper and packaging manufacturing, sports and entertainment, real estate development as well as private equity and venture investing. As president, Kraft is responsible for overseeing the operations of each division.

Since his family purchased the team in 1994, Kraft has been the day-to-day driving force behind the rebuilding and rebranding of the franchise, bringing long-overdue stability to the once wayward organization. It has been a remarkable transformation, as the Patriots have evolved from worst to first in many categories, both on and off the field.

Once tenants in the league's poorest venue, the Patriots now play in one of the NFL's premier stadiums. Once last in the league in revenues, the Patriots now rank among the league's elite. Once a cellar dweller, the Patriots are now a perennial power.

In the first 21 years of the Kraft family's ownership, the Patriots have won more games and more often than any other NFL team, and Kraft has successfully implemented many initiatives that have accelerated the franchise's many worst-to-first transitions.

From 2000-09, the Patriots set multiple NFL records and earned "Team of the Decade" acclaim from multiple publications. During the first decade of the new millennium, the Patriots established three NFL consecutive win streak records with a 10-game win streak in the postseason, a 21-game overall win streak (including playoff games) and a 21-game regular season win streak. The Patriots won 126 regular-season games, the most by an NFL team in one decade in the 95-year history of the league. The Patriots also became just the second team in NFL history to win three Super Bowls in four years and finished the decade with more Super Bowl titles (3), conference titles (4), division titles (7), playoff wins

(14), victories in a single season (18) and victories in a regular season (16) than any other team.

Of all the team's recent achievements, arguably the most significant contribution to the organization's future success was securing financial approval for the construction of a new world-class stadium, the first of its kind in the franchise's history. Kraft developed the creative private-financing strategy for the \$325 million construction of Gillette Stadium. Many financial experts dismissed the viability of his plan, which relied on year-round club memberships for new clientele rather than the more conventional sale of private seat licenses to existing season ticket holders. Kraft's unprecedented plan was considered a financial risk, but proved to be universally successful.

Throughout the stadium initiative, no one was more involved in each phase of the project, including the planning, construction, opening and ongoing operation and development of Gillette Stadium. Kraft worked closely with stadium designers to create a world-class sports and entertainment facility that would highlight features indigenous to New England. His team not only delivered on the promise of a fan-friendly facility, but did so on time and under budget. Kraft feels strongly that Gillette Stadium needs to be continually evolving to meet the changing needs of fans. To that end, he was the creative force behind recent stadium enhancements including the Optum Field Lounge, the DraftKings Fantasy Sports Zone and the Cross Insurance Pavilion & Business Center.

Kraft and the project team also drew praise for innovative environmental practices. In June of 2001, the Environmental Business Council presented The Kraft Group with the Environmental Award for Corporate Leadership. In May of 2002, the Kraft Group received New England's Environmental Merit Award from the U.S. Environmental Protection Agency for the development and construction of Gillette Stadium.

In 2002, Jonathan and Robert Kraft received the Sports Industrialists of the Year award, presented annually by *Sports Business Daily*. The Krafts opened the year celebrating New England's first Super Bowl championship. They christened their new stadium just a few months later, earning various awards and acclaim for the project. They negotiated

#### 2014 NFL OWNER COMMITTEES

- ★ Digital Media Committee - Co-Chairman
- ★ Business Ventures Committee

a new naming rights partnership with Gillette and celebrated a spectacular grand opening by hosting the 2002 season premiere of Monday Night Football as Super Bowl champions, presenting both the stadium and their 2001 Super Bowl banner to the fans of New England. One month later, the Krafts' Major League Soccer franchise, the New England Revolution, won the Eastern Conference to qualify for the MLS Cup, which drew over 61,000 fans to Gillette Stadium, the then-largest crowd in MLS history.

Prior to the Kraft family's ownership, the Patriots fan base was limited in range and scope. As a lifelong Patriots fan, Kraft was committed to expanding the Patriots fan base through an innovative multimedia outreach. Under his directive, the Patriots became the first professional sports team to launch an official Web site in March of 1995. Just two years later, the team debuted the first use of streaming video, offering a nightly video update. The Patriots' other Internet initiatives include a highly successful e-commerce division, providing Patriots fans around the world easy access to Patriots merchandise and apparel. In 2004, the team showed their commitment to globalizing the Patriots brand when they launched the NFL's first Chinese-language version of their website. Entering the 2015 season, the Patriots have 199 registered fan clubs in 22 countries. The Patriots are also among the top NFL teams in the NFL in terms of social media presence, with more than six million Facebook fans and one million Twitter followers. As chair of the league's digital committee, Kraft continues to seek innovative ways to enhance the day of game experience for all of our fans. Gillette Stadium features one of the league's only ubiquitous WiFi solutions, allowing fans to stay connected throughout the game on their mobile devices. The Patriots' mobile app, which gives fans in-stadium access to live streaming of NFL RedZone, among other content, is one of the most advanced in the league.

In April of 1995, the Patriots began publishing *Patriots Football Weekly*, the first full-color weekly publication offered by a sports team. It appears on newsstands throughout New England and is distributed to Patriots fans throughout the world. In September of 2011, the team launched the iPad-version of PFW, making the Patriots one of the first sports teams in the world to publish a subscription-based digital publication. Following the Super Bowl XXXVI championship, Kraft commissioned the production of a DVD entitled "3 Games to Glory," providing fans an opportunity to re-live three of the most memorable games in franchise history. Since then, he has overseen the production of its sequels, "3 Games to Glory II," "3 Games to Glory III," and "3



Games to Glory IV," each featuring over five hours of behind-the-scenes content on a two-disc DVD set. The Patriots are the only NFL team to produce and sell such extensive commemorative DVDs.

A Williams College graduate, Kraft also earned an MBA from Harvard Business School, where he currently serves on the board of dean's advisors. He is on the board of trustees for several organizations, including Belmont Hill School and Massachusetts General Hospital. Kraft is also a member of the Chairman's Council at Boston Children's Hospital, serves on the board of directors for Pop Warner Little Scholars, Inc. and is chair of the investments committee for Williams College.

Kraft is active in youth athletics and has coached Pop Warner football, youth soccer and Little League baseball in the greater Boston area. In 2006, he was the recipient of the Warner Award, named after Glenn S. "Pop" Warner. The award is presented annually and is considered Pop Warner's highest national honor.

Jonathan and his wife, Patti, have three children.



# A DECADE OF DOMINANCE (2000-09)

When Robert Kraft purchased the New England Patriots in 1994, few would have thought that just 17 years later the franchise would be the undisputed team of the decade in the first decade of the new millennium. Kraft brought a winning vision to the organization and dedicated his resources to building a consistent winner. On Jan. 27, 2000, Kraft hired Bill Belichick to coach the team, and three months later the team drafted then-unheralded quarterback Tom Brady, putting the final pieces in place for the Patriots to become the most successful NFL team of the 2000s. The tallies listed below represent totals during the 2000-2009 seasons.

## Super Bowl Titles

<b>New England</b> .....	<b>3</b>
Pittsburgh .....	2
Baltimore .....	1
Indianapolis .....	1
New Orleans.....	1
N.Y. Giants .....	1
Tampa Bay .....	1

## Conference Titles

<b>New England</b> .....	<b>4</b>
Indianapolis .....	2
N.Y. Giants .....	2
Pittsburgh .....	2
10 Teams .....	1

## Division Titles

<b>New England</b> .....	<b>7</b>
Indianapolis .....	6
Philadelphia .....	5
Pittsburgh .....	5
San Diego .....	5

Note: The Patriots also finished tied for the division lead twice during the 2000s but lost the division title on tiebreakers in 2002 and 2008.

## Playoff Wins

<b>New England</b> .....	<b>14</b>
Philadelphia .....	10
Pittsburgh .....	10
Indianapolis .....	9
Baltimore .....	8

## Playoff Winning Percentage

Team	W	L	Pct.
<b>New England</b>	<b>14</b>	<b>4</b>	<b>.777</b>
New Orleans	5	2	.714
Pittsburgh	10	4	.714
Arizona	4	2	.667
Carolina	5	3	.625
Baltimore	8	5	.615

## Playoff Games Played

(Includes 2009 Wild Card Round)

<b>New England</b> .....	<b>18</b>
Philadelphia .....	18
Indianapolis .....	17
Pittsburgh .....	14
Baltimore .....	13
N.Y. Giants .....	11

## Overall Wins

(Includes Regular Season and Playoffs)

<b>New England</b> .....	<b>126</b>
Indianapolis .....	124
Pittsburgh .....	113
Philadelphia .....	113
Baltimore .....	100

## Overall Winning Percentage

(Includes Regular Season and Playoffs)

Team	W	L	T	Pct.
<b>New England</b>	<b>126</b>	<b>52</b>	<b>0</b>	<b>.708</b>
Indianapolis	124	53	0	.701
Pittsburgh	113	60	1	.652
Philadelphia	113	64	1	.638
Green Bay	98	71	0	.580

## Most Victories in a Season

(Inc. Playoffs), 2000-09

Team	Year	W
<b>New England</b>	<b>2007</b>	<b>18</b>
<b>New England</b>	<b>2003</b>	<b>17</b>
<b>New England</b>	<b>2004</b>	<b>17</b>
Baltimore	2000	16
St. Louis	2001	16
Pittsburgh	2004	16
Indianapolis	2006	16
Indianapolis	2009	16
New Orleans	2009	16

## Most Victories in a Single

## Regular Season, 2000-09

Team	Year	W
<b>New England</b>	<b>2007</b>	<b>16</b>
Pittsburgh	2004	15
<b>New England</b>	<b>2003</b>	<b>14</b>
<b>New England</b>	<b>2004</b>	<b>14</b>
Indianapolis	2005	14
Indianapolis	2009	14
St. Louis	2001	14

## Most points scored in a game in the 2000s

Rk	Team	Date	Opp	PF	PA
<b>1</b>	<b>NE</b>	<b>10/18/09</b>	<b>Ten</b>	<b>59</b>	<b>0</b>
2	CIN	11/28/04	Cle	58	48
3	STL	10/01/00	SD	57	31
4	NE	11/18/07	Buf	56	10
4	KC	10/24/04	Atl	56	10
4	NYJ	09/28/08	Ari	56	35
4	PHI	09/23/07	Det	56	21

## Total Point Differential, 2000-09

Team	PF	PA	Diff.
<b>New England</b>	<b>4003</b>	<b>2897</b>	<b>+1106</b>
Indianapolis	4269	3286	+983
Philadelphia	3758	2883	+875
Pittsburgh	3585	2779	+806
Green Bay	3921	3282	+639

## Playoff Games Hosted

<b>New England</b> .....	<b>9</b>
Philadelphia .....	9
Pittsburgh .....	8
Indianapolis .....	8

## Major Sports League Titles

2000-09

Los Angeles Lakers	NBA	4
<b>New England Patriots</b>	<b>NFL</b>	<b>3</b>
San Antonio Spurs	NBA	3
Boston Red Sox	MLB	2
Detroit Red Wings	NHL	2
Houston Dynamo	MLS	2
Los Angeles Galaxy	MLS	2
New Jersey Devils	NHL	2
New York Yankees	MLB	2
Pittsburgh Steelers	NFL	2
San Jose Earthquakes	MLS	2

## Major Sports Conference Titles, 2000-09

Los Angeles Lakers	NBA	6
<b>New England Patriots</b>	<b>NFL</b>	<b>4</b>
New England Revolution	MLS	4
Los Angeles Galaxy	MLS	4
New York Yankees	MLB	4
Detroit Red Wings	NHL	3
New Jersey Devils	NHL	3
San Antonio Spurs	NBA	3

## Seasons of

## NFL Playoff Advancement

Philadelphia .....	7
<b>New England</b> .....	<b>6</b>
Pittsburgh .....	5
Baltimore .....	4
Indianapolis .....	4
Green Bay .....	3
Oakland .....	3
Seattle .....	3
New Orleans.....	3



For five years, Sergeant Alex Rolinski showcased his skills in the U.S. Army. Today, he's doing so as a financial center manager.

Alex Rolinski is a veteran of the wars in Iraq and Afghanistan, and just one of nearly 10,000 veteran employees who make Bank of America an even stronger company. Since 2010 we've hired 7,000 veterans, and we're committed to hiring thousands more in the years ahead.

Learn more at  
[bankofamerica.com/militarysupport](http://bankofamerica.com/militarysupport)



Official Bank of the New England Patriots®

Life's better when we're connected®

New England Patriots trademarks, including Patriots logo, are the property of New England Patriots LLC, and are used pursuant to a licensing agreement with New England Patriots LLC. Bank of America and the Bank of America logo are registered trademarks of Bank of America Corporation. Bank of America, N.A. Member FDIC. © 2015 Bank of America Corporation. ARQ6JFF3

# FOOTBALL STAFF





# BILL BELICHICK

HEAD COACH



★ 41st NFL Coaching Season  
★ 21st Head Coaching Season  
★ 16th Season as Patriots Head Coach

SUPER BOWLS

86 90 01 03 04 14

CONFERENCE TITLES:

86 90 96 01 03  
04 07 11 14

DIVISION TITLES:

75 78 86 89 90 96 98 01 03  
04 05 06 07 09 10 11 12 13 14

Career Record – 246-122 (.668)

Regular Season – 223-113 (.664)

Postseason – 23-9 (.719)

Patriots Record – 207-77 (.729)

## COACHING

Bill Belichick completed his 40th season as an NFL coach in 2014 and won his fourth Super Bowl, tying Pittsburgh's Chuck Noll for most Super Bowl wins by a head coach. Belichick is one of only five head coaches with four or more titles in NFL history. He is also the only head coach in NFL history to win three Super Bowl championships in a four-year span. Belichick leads all active coaches and is currently fourth all-time with 246 total victories as a head coach. In 2014, Belichick passed Hall of Famer Curly Lambeau for fourth place on the NFL wins list and his winning percentage of .668 ranks second in NFL history among coaches with 150 or more wins, trailing only George Halas (.682). He has led the Patriots to a winning record for 15 consecutive seasons (2001-15). The only other NFL coach to have at least 10 consecutive winning seasons with one team since the 1970 merger was Tom Landry with 16 (1970-85). Belichick has also notched 23 postseason wins in his career, most by a head coach in NFL history.

Belichick, who was hired by Patriots Chairman and

## AMONG THE GREATS

Coach Belichick has 245 career wins and a career winning percentage of .668, placing third in NFL history among all NFL coaches with at least 150 career victories.

### TOP WINNING PERCENTAGE AMONG HEAD COACHES WITH AT LEAST 150 WINS

Head Coach	Team(s)	Years	W	L	T	Pct.
George Halas	CHI	1920-29,33-42, 46-55,58-67	324	151	31	.682
Bill Belichick	CLE/NE	1991-95,00-15	246	123	0	.668
Don Shula	BAL/MIA	1963-95	347	173	6	.666
Curly Lambeau	GB/CHC/WAS	1921-53	229	134	22	.631

**NOTE:** Winning percentages are calculated using official NFL rules. Ties are not included in winning percentage prior to 1972. Since 1972, a tie counts as a half-win, half-loss.

CEO Robert Kraft on Jan. 27, 2000, heads into his 16th season with the Patriots. In 15 seasons, Belichick has delivered four Super Bowl championships, six conference titles, 12 division crowns and 21 playoff victories, while posting an overall record of 206-75. Entering 2015, the Patriots have won six consecutive division championships, one title shy of the seven won by the L.A. Rams (1973-79). Belichick directed the Patriots to victories in Super Bowls XXXVI (2001), XXXVIII (2003), XXXIX (2004) and XLIX (2014), and

## SUPER SUCCESS

Bill Belichick won his fourth Super Bowl to match Pittsburgh's Chuck Noll for most Super Bowls by a head coach. Belichick is the only coach to win three Super Bowls in the post-1993 salary cap era.

### MOST SUPER BOWL VICTORIES

Head Coach	Team	Titles	Seasons
Bill Belichick	NE	4	2001, 2003, 2004, 2014
Chuck Noll	PIT	4	1974, 1975, 1978, 1979
Joe Gibbs	WAS	3	1982, 1987, 1991
Bill Walsh	SF	3	1981, 1984, 1988

**NOTE:** Sorted by most recent championship. Super Bowls have determined NFL champion since 1966.

## PLAYOFF SUCCESS

Coach Belichick has won 22 career playoff games, the most by a head coach in NFL history.

### MOST PLAYOFF WINS BY AN NFL HEAD COACH

Coach	Team(s)	Wins
Bill Belichick	Cleveland Browns, NE Patriots	23
Tom Landry	Dallas Cowboys	20
Don Shula	Baltimore Colts, Miami Dolphins	19
Joe Gibbs	Washington Redskins	17
Chuck Noll	Pittsburgh Steelers	16

## DIVISION DOMINANCE I

Belichick's 13 division titles as a head coach are tied for most in NFL history. Belichick's 13 are the most since the 1970 AFL-NFL merger, ahead of Shula's 11.

### MOST DIVISION TITLES BY AN NFL HEAD COACH

Coach	Team(s)	Division Titles
Tom Landry	Dallas Cowboys	13
Don Shula	Baltimore Colts, Miami Dolphins	13
Bill Belichick	New England Patriots	13

## DIVISION DOMINANCE II

Belichick is one of five head coaches to win six or more consecutive division titles and the only coach to do so in the salary-cap era.

### CONSECUTIVE DIVISION TITLES

Head Coach	Team	Consec. Titles	Seasons
Bill Belichick	NE	7	(2009-15)
Paul Brown	CLE	6	(1950-55)
Tom Landry	DAL	6	(1966-71)
Bud Grant	MIN	6	(1973-78)
Chuck Noll	PIT	6	(1974-79)



## EXTRA POINTS

★ Belichick spent 20 years as an assistant coach in the NFL and this is his 21st season as a head coach. According to the Elias Sports Bureau he is the only man in NFL history to serve 20 or more seasons as an assistant coach and at least 20 seasons as a head coach.

★ Belichick's Patriots teams own the all-time NFL records for consecutive total victories, including postseason games (21 from 2003-04) and consecutive playoff victories (10 from 2001-05).

★ Coach Belichick's career winning percentage of .668 (246-123) ranks second all-time among head coaches with 150 or more wins, trailing only Hall of Famers George Halas (.682).

★ In 2007, Coach Belichick led the Patriots to the NFL's first 16-0 regular season and joined Halas and Shula as the only coaches in NFL history to direct their teams to an undefeated regular season.

★ Coach Belichick is the only head coach in NFL history to win three Super Bowls in four seasons (2001, 2003, 2004).

★ With 41 years of NFL coaching experience, Belichick is the longest tenured among active NFL head coaches. His 41 consecutive years as an NFL coach are second in NFL history behind Tennessee's Dick LeBeau (43).

★ The 2014 AFC Championship was Coach Belichick's sixth conference championship as a head coach. Belichick's six conference titles are tied with Don Shula for the most in NFL history during the Super Bowl era.

★ Three former assistants on Coach Belichick's staffs are head coaches in the NFL or college in 2015. Two of Coach Belichick's former assistants are NFL general managers in 2015.

★ Belichick is the only head coach in NFL history to win at least 13 regular season games in five separate seasons.

★ Belichick is the first head coach in NFL history with 13 straight seasons with at least 10 victories. George Seifert is second with eight (1989-96).

### Comment About Bill Belichick

**Mike Shanahan, two-time Super Bowl champion head coach**

"When I first got the job [in Denver], Bill left Cleveland and people asked me how I would rank the head coaches. I had Bill number one and Joe Collier and Jeff Fisher as two and three. They kind of laughed at me at that time and they said, 'What do you mean? Why would you rank him there?' He didn't have a lot of success in Cleveland." I said, "You just wait and see."

### Comment About Bill Belichick

**Josh McDaniels, Offensive Coordinator/Quarterbacks Coach, New England Patriots**

(on Bill Belichick's impact on him)

"[He] has meant so much to me, not only professionally but personally. He's really mentored me, taught me how to be a good coach, taught me how to identify a way to win each week, taught me how to evaluate players, taught me how to be a part of the draft. He was a mentor in other ways, a very big influence in my life, from off-the-field things, decisions you had to make, those kinds of things. There was nothing that he turned me away for. He would always be there to give me his advice. To me, that's the greatest thing I got from him - he was willing to help me in any way to become a good coach and a good person."

in 2007 he became the only NFL head coach to guide his team to a 16-0 regular season. From 2003 to 2004, Belichick directed the Patriots to a winning streak of 21 consecutive games, including the postseason.

Despite an NFL system designed to ensure parity, Belichick's program has produced a remarkable run of sustained on-field success. From 2000-14, the Patriots won 72.9 percent of their regular-season games (175-65), recording the highest winning percentage of any major American professional sports team over that span. Over a 100-game stretch from 2003-09, Belichick directed the team to an 81 wins, the most in NFL history by a head coach. Belichick has led the Patriots to a winning record in each of the last 15 seasons. For five straight seasons from 2003-07, Belichick's teams won the AFC East title and advanced in the playoffs, with the Patriots' five straight years of playoff advancement tying the second longest streak in NFL history.

Belichick's 23 career playoff wins are the most all-time among head coaches, while New England's 14 playoff victories from 2000-09 are tied for the most in any decade in NFL history. Belichick has compiled a career playoff record of 23-9, with his .719 playoff winning percentage placing him fourth in NFL history.

Belichick's Patriots have rarely been rattled, able to consistently maintain leads and bounce back following losses. Since the beginning of the 2003 season, New England is 38-5 (.884) in regular-season games following a loss, dropping back-to-back regular-season contests just five times over that span.

In addition, the Patriots have consistently maintained their focus throughout the year and have played their best football late in the season. Since 2001, the Patriots lead the league with a 89-27 (.767) overall record in games played on Thanksgiving or later in the NFL season. As the season wears on, the Patriots have only gotten better, posting an NFL-best 38-12 (.760) mark since 2001 in games played on Christmas or later in the NFL season and have gone an NFL-best 53-12 (.815) in the month of December. Since becoming Patriots head coach in 2000, Belichick is 56-13 (.812) in December, the second best record in December among head coaches with one team in NFL history (min. 25 games). George Seifert is first (27-6, .818). Additionally, Belichick is the first head coach in NFL history to lead a team to three straight 500-point seasons (2010-12) and the Patriots are the first franchise in NFL history to score 500 or more points in four seasons (2007-589, 2010-518, 2011-513 and 2012-557.)

### 2014 SEASON HIGHLIGHTS

Belichick led the Patriots to a 28-24 win against

## SUPER BOWL SAVVY

## MOST SUPER BOWL APPEARANCES BY A HEAD COACH OR ASSISTANT COACH IN NFL HISTORY

<b>Bill Belichick</b>	<b>9 (Six as a head coach)</b>
Dan Reeves	7 (Four as a head coach)
Don Shula	6 (Six as a head coach)
Chuck Noll	5 (Four as a head coach)
Tom Landry	5 (Five as a head coach)
Marv Levy	5 (Four as a head coach)

Seattle in Super Bowl XLIX, his fourth Super Bowl win as a head coach, matching Chuck Noll for most Super Bowl victories by a head coach. In the process, he won his 22nd career playoff game, adding to his NFL record.

Belichick earned his 21st career postseason victory in the AFC Championship Game vs. Indianapolis on Jan. 18, 2015, passing Tom Landry for the most playoff wins by a head coach in NFL history.

Belichick passed Curly Lambeau for sole possession of fourth place on the all-time wins list with his 230th career victory, a 17-16 win at N.Y. Jets on Dec. 21, 2014.

One week earlier, Belichick tied Curly Lambeau for fourth place on the all-time wins list with his 229th career victory, a 41-13 win vs. Miami on Dec. 14, 2014. The win clinched Belichick's 12th division title, the most by a head coach since the 1970 merger.

He added to his record with his 12th straight season with 10 or more wins after the Patriots' 23-14 victory at San Diego on Dec. 7, 2014.

Belichick earned his 200th regular season victory as a head coach after the Patriots' 30-7 win at Minnesota on Sept. 14, 2014. He became just the sixth NFL head coach to reach that mark, joining Don Shula (328), George Halas (318), Tom Landry (250), Curly Lambeau (226) and Marty Schottenheimer (200).

Belichick's recent accomplishments are the latest triumphs in an NFL coaching career that began in 1975 and during which he has helped produce six Super Bowl titles, nine conference championships and 19 division titles. Now in his 41st season in the NFL, he has more years of NFL experience than any of the other 31 active

## POSTSEASON PROWESS

Bill Belichick has the third-highest winning percentage in NFL playoff history, trailing only the legendary Vince Lombardi, whose name is emblazoned on the Super Bowl trophy, Tom Flores and Bill Walsh.

## BEST POSTSEASON RECORDS IN NFL HISTORY

(Minimum 10 games)

Head Coach	Team(s)	W	L	Pct.
Vince Lombardi	GB/WAS	9	1	.900
Tom Flores	OAK/LA	8	3	.727
<b>Bill Belichick</b>	<b>CLE/NE</b>	<b>23</b>	<b>9</b>	<b>.719</b>
Bill Walsh	SF	10	4	.714
Joe Gibbs	WAS	17	7	.708
Jimmy Johnson	DAL/MIA	9	4	.692

## Comment About Bill Belichick

**John Harbaugh, Head Coach of the Baltimore Ravens**

"I've always obviously looked up to him as a coach, even before he became a head coach. He's a guy that I admired. We've had the chance to talk about a lot of different things. We talk occasionally. Usually it's me calling with a question, I guess, probably. I've got a lot of respect for him."

## ELITE COMPANY

Bill Belichick is one of five NFL head coaches to win four or more championships since the league began postseason play in 1933. With the Patriots' victory in Super Bowl XLIX, Belichick joined an exclusive club in which each of the four other members has been enshrined in the Pro Football Hall of Fame.

## HEAD COACHES WITH FOUR OR MORE NFL TITLES

(Listed alphabetically)

Head Coach	Championship Team(s)
<b>Bill Belichick</b>	New England Patriots (SB XXXVI, XXXVIII, XXXIX, XLIX)
George Halas	Chicago Bears (1921, 33, 40, 41, 46, 63)
Curly Lambeau	Green Bay Packers (1929, 30, 31, 36, 39, 44)
Vince Lombardi	Green Bay Packers (1961, 62, 65, SB I, II)
Chuck Noll	Pittsburgh Steelers (SB IX, X, XII, XIV)

## FOOTBALL FAMILY

Bill Belichick is one of only five head coaches in NFL history whose father played in the NFL. The others are Joe Walton, David Shula, Mike Nolan and Todd Haley. Belichick's father, Steve, played fullback for the Detroit Lions in 1941 and coached for 33 years at the Naval Academy.

head coaches. He won his first two Super Bowls as the defensive coordinator for the New York Giants in 1986 and again in 1990 before claiming four Super Bowl championships with the Patriots.

## THE PATRIOT YEARS

Once he became Patriots head coach, Belichick needed just one season to successfully implement his plan for success. In 2001, his second season in charge, the Patriots rebounded from a 5-11 record in 2000 to improve to 11-5, tying what was then the franchise record for regular-season wins. With a 20-17 victory over the Rams in Super Bowl XXXVI, the Patriots tied the franchise's then-record of 14 overall wins. In 2003 and 2004, the Patriots eclipsed those marks in each season, posting identical 14-2 records in the regular season and notching 17 total wins and a Super Bowl title in each year.

From 2003-04, Belichick directed the Patriots through the most prosperous two-year period for any team in NFL history, netting back-to-back Super Bowl victories and consecutive 17-2 campaigns. The team's 34 victories from 2003-04 mark the highest two-year win total in the NFL's 95-year history. An overall winning streak of 21 consecutive games, including the postseason – also unprecedented in NFL annals – spanned the two seasons. New England was undefeated at home in both 2003 and 2004, and set a franchise record by winning 21 straight home games from 2002-05.

The 2004 season saw the Patriots tie the regular-season record by a defending Super Bowl champion (14-2). New England capped off the year with another

## Comments About Bill Belichick

**Steve Sabol, former President of NFL Films**

(On his choice for best NFL coach of the past decade)

"Bill Belichick. He is to this century what Paul Brown was to the previous century. With the way he has built teams, his strategic mind, the success he's had – he would be my easy choice."

**Rodney Harrison, 15-year NFL player**

"I have a great deal of respect for him. He's the best coach that ever coached the game."

## Comment About Bill Belichick

**Roger Staubach, Hall of Fame quarterback,  
January 2005**

"He's really special. I've always been a Bill Belichick person. He's got great roots. He's got an aura about him. He's got the fire you want to see, but he always gives other people credit."

memorable playoff run, culminating in a 24-21 victory over the Philadelphia Eagles in Super Bowl XXXIX that made Belichick just the fourth head coach in NFL history to win at least three Super Bowl titles.

In 2005, New England won 11 games despite being forced to use 45 different starters, an NFL record for a division champion. After starting the season 4-4 and facing a rash of injuries, the Patriots won six of their next seven games to claim their third straight division title.

In 2006, Belichick directed the Patriots to a berth in the AFC Championship game for the third time in four years and for the fourth time in six seasons. New England won the AFC East division for the fourth consecutive season and set a franchise record by allowing just 14.8 points per game. The Patriots' 14 total victories tied what was then the second highest total in franchise history.

In 2007, Coach Belichick earned Associated Press NFL Coach of the Year honors as the Patriots became the fourth team in the league's 95-year history to complete an undefeated regular season and the first to achieve the feat since the NFL increased the number of regular-season games to 16 in 1978. Belichick joined Pro Football Hall of Famers George Halas and Don Shula as the only head coaches to complete undefeated regular seasons. New England's 18 overall victories in 2007 tied the 1985 Chicago Bears and the 1984 San Francisco 49ers for the most in league history. New England became the first team in NFL history and the first major American pro sports team since 1884 to open a season with 18 straight wins. The Patriots set then NFL records for points (589) and touchdowns (75), while their +315 point differential still stands as the best in NFL history.

In 2008, Belichick led the Patriots to an 11-5 record – the team's sixth straight season with 10 or more wins and its eighth consecutive year with a winning record. Despite losing QB Tom Brady to a season-ending injury in Week 1, New England ranked among the NFL's top 10 teams in 2008 in terms of yards gained (5th), points scored (8th), fewest yards allowed (10th) and fewest points allowed (8th), marking just the fourth time the

## HALL OF FAMERS

From 1981-88, Coach Belichick tutored the linebackers for the New York Giants. His unit featured Lawrence Taylor and Harry Carson, both of whom are enshrined in the Pro Football Hall of Fame.

## THE BELICHICK LIBRARY

Coach Belichick is an avid collector of football-related books, and along with his late father, Steve, amassed a library of more than 800 volumes. The library is believed to be one of the largest collection of football books in the world, behind the Pro Football Hall of Fame and the Library of Congress. In 2006, Coach Belichick moved his entire library to the Naval Academy, where his father coached for 33 years. The books are housed in a display at Ricketts Hall in Annapolis for future generations of football players, coaches and fans to enjoy.

## HONORS & AWARDS

Coach Belichick has been honored with numerous awards in recognition of his success with the Patriots. He has earned NFL Coach of the Year honors by the Associated Press three times (2003, 2007 and 2010) and has finished in the top five in AP voting for NFL Coach of the Year Award seven other times (1994, 2001, 02, 04, 05, 08, and 14). Below is a sampling of the recognition he has earned since 2001:

### 2014 NFL COACH OF THE YEAR HONORS

- Kansas City's 101 Football Awards – AFC Coach of the Year

### 2010 NFL COACH OF THE YEAR HONORS

- Associated Press
- Peter King's SI.com
- Pro Football Weekly

### 2007 NFL COACH OF THE YEAR HONORS

- Associated Press
- *Sporting News*
- Pro Football Weekly/PFWA
- USA Today
- SI.com
- Dallas Morning News
- Kansas City's 101 Football Awards – AFC Coach of the Year

### 2004 NFL COACH OF THE YEAR HONORS

- Sports Illustrated
- SI.com
- Fox TV/Terry Bradshaw

### OTHER 2004 HONORS

- ESPY Award – Best Coach/Manager
- U.S. Sports Academy Amos Alonzo Stagg Coaching Award

### 2003 NFL COACH OF THE YEAR HONORS

- Associated Press
- The Sporting News
- Pro Football Weekly/PFWA
- Sports Illustrated
- Football Digest
- SI.com
- NFL.com
- Dallas Morning News
- San Francisco Chronicle
- NFL Alumni
- Fox TV/Terry Bradshaw
- Victor Awards
- Kansas City's 101 Football Awards – AFC Coach of the Year

### OTHER 2003 HONORS

- Time Magazine's 100 most powerful and influential people in the world

### 2001 NFL COACH OF THE YEAR HONORS

- Sports Illustrated
- College & Pro Football Newsweekly
- Dallas Morning News
- ESPN
- CNN/SI
- Kansas City's 101 Football Awards – AFC Coach of the Year
- USA Today's All-Joe Team



club finished in the top 10 in all of those categories since joining the NFL in 1970. At the conclusion of the regular season, the Patriots were among the league's hottest teams, winning five of their last six games and going undefeated in December (4-0).

In 2009, the Patriots finished the season with a 10-6 record and claimed another AFC East title. They became the first team to win more than half of their games in nine straight seasons since free agency began in 1993 and the fifth team to achieve the feat since the 1970 AFL-NFL merger, joining the 49ers (16 straight from 1983-98), the Cowboys (16 straight from 1970-85), the Raiders (11 straight from 1970-80) and the Steelers (9 straight from 1972-80).

In 2010, Coach Belichick led a very young squad to an NFL-best 14-2 record, a division title and its eighth playoff appearance in his 11 seasons as New England's head coach, receiving several major awards in the process. Belichick was named Associated Press Coach of the Year for the third time, joining Don Shula (four-time winner) and Chuck Knox as the only three-time winners. In addition, Belichick earned Peter King's SI.com and Pro Football Weekly Coach of the Year.

Coach Belichick guided the Patriots to a league-best 518 points scored in 2010, third in franchise history behind the 589 points in 2007 and 557 in 2012. One reason New England scored more than 500 points for the second time in team history was the club record +28 turnover differential. Belichick's constant emphasis on protecting the football paid off with two NFL records. The Patriots went seven consecutive games without committing a turnover. No other NFL team had gone longer than four straight games without turning the ball over. The Patriots had just 10 turnovers in 2010 (5 interceptions and 5 fumbles), which tied an NFL record for fewest turnovers in a season.

In 2011, Belichick guided the Patriots to a 13-3 record, his fifth AFC Conference Championship, an appearance in Super Bowl XLVI and the team's ninth division title in 12 years. Belichick is the only head coach in NFL history to win at least 13 regular-season games in five separate seasons.

Under Belichick's guidance, the Patriots finished the 2011 season with 6,848 total net yards, setting a new franchise record for most total net yards in a season. That total is fifth all-time in NFL history.

In 2012, Belichick became the eighth head coach in NFL history to record 200 overall victories and in the process, guaranteed a .500 or better record for the Patriots for the 12th straight season with a 12-4 record. Additionally, the Patriots made their second consecutive AFC Championship Game appearance and seventh overall under Belichick.

From 2003-12, Belichick won more regular-season games (126) and more games overall (140) over a 10-year stretch than any other head coach in NFL history.

In 2013, Belichick guided New England to a 12-4 record, a fifth consecutive AFC East crown and third straight appearance in the AFC Championship Game. With his fifth victory of the season in 2013, Belichick passed Chuck Noll for fifth place on the NFL wins list with his 210th win as a head coach. With the victory over Indianapolis in the Divisional Playoff, Belichick collected his 19th playoff win to tie Don Shula (19) for the second-most postseason wins among head coaches.

## A COACHING JOURNEY

Belichick began his coaching career after graduating from Wesleyan University and accepting a staff assistant position with the Baltimore Colts in 1975. At the age of 23, he was named special assistant to Head Coach Ted Marchibroda. In 1976, Belichick joined Rick Forzano's staff with the Detroit Lions as an assistant special

## Comment About Bill Belichick

**Tony LaRussa, World Series-winning baseball manager**

"I get a big kick out of the perception publicly — all the media, and mostly the fans, because they don't see [and] he doesn't give you much. He's not there to draw attention to himself. But if you get in a social situation around Bill, he's got so much personality. He's interesting. He's funny. He's a great friend. I can't respect our relationship more than I do. He's about as good a friend as you can expect to have. If you go to dinner, you're going to talk about a lot of subjects. It's real apparent that Bill has no ego. He's not there to impress you on his championships. He's just sharing and asking. He shares with guys he knows are interested. It's like going to graduate school times 100."

## Comment About Bill Belichick

**Urban Meyer, three-time NCAA national championship-winning head coach**

(on his visit to New England Patriots offseason program)

"I saw the way, in my mind, the best coach in professional sports - not basketball, not football, not baseball, but in all sports - handled his team.... we're talking about arguably one of the greatest coaches of all time."

teams coach. The following year, he was given his first positional coaching assignment as the Lions' tight ends and receivers coach. In 1978, Denver Broncos Head Coach Red Miller hired Belichick as the assistant special teams coach and assistant to defensive coordinator Joe Collier.

Belichick then spent 12 seasons with the New York Giants (1979-1990) before becoming head coach of the Cleveland Browns (1991-95). He later joined Bill Parcells for several seasons as assistant head coach/secondary with New England (1996) and assistant head coach/secondary with the N.Y. Jets (1997-99) before returning to Foxborough.

Belichick returned to the Patriots as head coach after three seasons with the New York Jets as the team's assistant head coach/secondary coach, holding the responsibility of calling the team's defensive plays. In 1998, the Jets surrendered just 266 points, propelling the team to its first division title. After finishing the regular season with a franchise-best 12-4 overall record, the Jets advanced to the AFC Championship Game. In his first season with the Jets in 1997, his defense surrendered just 287 points, an average of 17.9 points per game, marking a significant 10.5-point per-game improvement from 1996.

## NEW YORK GIANTS (1979-90)

In 1979, Belichick joined Ray Perkins' staff with the New York Giants as a defensive assistant and special teams coach, launching a 12-year tenure with the Giants. After the 1980 campaign, he drew the added responsibility of coaching the Giants linebackers. In 1983, he began coordinating the defense on Bill Parcells' staff and continued coaching the linebackers, a unit that would become known as one of the most dominant groups of all-time, featuring Pro Football Hall of Famers Lawrence Taylor and Harry Carson. He was officially appointed defensive coordinator in 1985, a position he held for the next six seasons. During his time as



## Comments About Bill Belichick

### Pete Carroll, Head Coach of the Seattle Seahawks

"[The Kraft family] made one of the great moves in the history of the NFL by hiring Bill Belichick and all that he's done. They've done famous things together. It's been fun to watch that. I've enjoyed that a lot. I have a tremendous respect for Bill and the job that Robert has done."

### Nick Saban, Head Coach University of Alabama

"Bill is a great friend and has done a tremendous job for a long time. He certainly taught me a lot and has been a real positive mentor to me."

### Kirk Ferentz, Head Coach University of Iowa

"If you love football, you love working for him. I've never been around a better listener than Bill. I always thought he was very easy to communicate with – very honest, very direct and very open."

### Scott Pioli, Assistant General Manager of the Atlanta Falcons

"There's no hidden agenda here [in New England]. You're supposed to know what your job is and do your job. It's an easy set of circumstances to work with."

## BILL BELICHICK'S YEAR-BY-YEAR RESULTS

Year	Team	Position	Regular Season			Playoffs		
			W	L	T	W	L	Finish
1975	Baltimore Colts	Special Assistant	10	4	0	0	1	AFC East Division Champions
1976	Detroit Lions	Asst. Special Teams	6	8	0			
1977	Detroit Lions	Asst. Special Teams/TEs/WRs	6	8	0			
1978	Denver Broncos	Asst. Special Teams/ Asst. to Defensive Coordinator	10	6	0	0	1	AFC West Division Champions
1979	New York Giants	Special Teams	6	10	0			
1980	New York Giants	Special Teams	4	12	0			
1981	New York Giants	Special Teams/Linebackers	9	7	0	1	1	3rd Place NFC East - Wild Card
1982	New York Giants	Special Teams/Linebackers	4	5	0			
1983	New York Giants	Linebackers	3	12	1			
1984	New York Giants	Linebackers	9	7	0	1	1	2nd Place NFC East - Wild Card
1985	New York Giants	Defensive Coordinator	10	6	0	1	1	2nd Place NFC East - Wild Card
1986	New York Giants	Defensive Coordinator	14	2	0	3	0	Division/Super Bowl Champions
1987	New York Giants	Defensive Coordinator	6	9	0			
1988	New York Giants	Defensive Coordinator	10	6	0			
1989	New York Giants	Def. Coordinator/Secondary	12	4	0	0	1	NFC East Division Champions
1990	New York Giants	Def. Coordinator/Secondary	13	3	0	3	0	Division/Super Bowl Champions
1991	Cleveland Browns	Head Coach	6	10	0			
1992	Cleveland Browns	Head Coach	7	9	0			
1993	Cleveland Browns	Head Coach	7	9	0			
1994	Cleveland Browns	Head Coach	11	5	0	1	1	2nd Place AFC Central - Wild Card
1995	Cleveland Browns	Head Coach	5	11	0			
1996	New England Patriots	Asst. Head Coach/Secondary	11	5	0	2	1	AFC East Division/ AFC Champions
1997	New York Jets	Asst. Head Coach/Secondary	9	7	0			
1998	New York Jets	Asst. Head Coach/Secondary	12	4	0	1	1	AFC East Division Champions
1999	New York Jets	Asst. Head Coach/Secondary	8	8	0			
2000	New England Patriots	Head Coach	5	11	0			
2001	New England Patriots	Head Coach	11	5	0	3	0	AFC East Division/Super Bowl Champions
2002	New England Patriots	Head Coach	9	7	0			
2003	New England Patriots	Head Coach	14	2	0	3	0	AFC East Division/Super Bowl Champions
2004	New England Patriots	Head Coach	14	2	0	3	0	AFC East Division/Super Bowl Champions
2005	New England Patriots	Head Coach	10	6	0	1	1	AFC East Division Champions
2006	New England Patriots	Head Coach	12	4	0	2	1	AFC East Division Champions
2007	New England Patriots	Head Coach	16	0	0	2	1	AFC East Division/AFC Champions
2008	New England Patriots	Head Coach	11	5	0			
2009	New England Patriots	Head Coach	10	6	0	0	1	AFC East Division Champions
2010	New England Patriots	Head Coach	14	2	0	0	1	AFC East Division Champions
2011	New England Patriots	Head Coach	13	3	0	2	1	AFC East Division/AFC Champions
2012	New England Patriots	Head Coach	12	4	0	1	1	AFC East Division Champions
2013	New England Patriots	Head Coach	12	4	0	1	1	AFC East Division Champions
2014	New England Patriots	Head Coach	12	4	0	3	0	AFC East Division/Super Bowl Champions
2015	New England Patriots	Head Coach	12	4	0	1	0	AFC East Division Champions
41-Year NFL Totals			395	246	1	35	17	
21-Year NFL Head Coach Totals			223	113	0	23	9	
16-Year Patriots Head Coach Totals			187	69	0	22	8	

bold indicates head coaching seasons

the Giants' defensive signal caller, his units were never ranked lower than 11th in the NFL and finished as high as second in the league three times, including the Super Bowl seasons of 1986 and 1990. His contributions with the Giants throughout the 1980s brought him national recognition as one of the best young assistant coaches in the NFL.

### CLEVELAND BROWNS (1991-95)

Prior to joining the Patriots as an assistant, Belichick spent five seasons (1991-95) rebuilding the Cleveland Browns, whose 3-13 finish the year prior to his arrival was, up until that point, the worst in the history of the franchise. By 1994, the Browns were again one of NFL's best teams, boasting the second-best record in the AFC. Belichick's first head coaching opportunity came following the 1990 season, when his defensive efforts with the New York Giants helped claim a second Super Bowl title in five years. At the age of 38, he became the NFL's youngest head coach. In his first season, Belichick began the rebuilding process by restoring the foundation of the aging squad he inherited. In 1991, the Browns improved to 6-10 and played in 11 games that were decided by a touchdown or less.

Following back-to-back 7-9 campaigns in 1992 and 1993, the Browns improved to 11-5 in 1994, a mark that is still tied for the second highest victory total in the 61-year history of the Browns franchise. The 1994 squad was defined by its defense, which allowed a league-low 204 points. In their return to the playoffs, the Browns defeated the Patriots, 20-13, in a first-round Wild Card game on New Year's Day 1995.

The 1995 season was disrupted by the mid-season announcement that the Cleveland Browns franchise would be moved to Baltimore at the conclusion of the campaign. The announcement caused an undeniable mid-season distraction contributing to a 5-11 finish. Belichick did not accompany the franchise's move to Baltimore after the 1995 season.

### AN ASSISTANT WITH THE PATRIOTS

Patriots fans witnessed Belichick's impact on a team firsthand in 1996 when he joined the Patriots after five seasons as the head coach of the Cleveland Browns. That year, the Patriots claimed their first division title in 10 years with an 11-5 record and won their first two playoff games at Foxboro Stadium to advance to Super Bowl XXXI. The 1996 Patriots defense allowed just 19.6 points per game and forced 34 turnovers, second in the AFC. In two playoff games, the defense allowed just nine points combined, propelling the Patriots to a berth in Super Bowl XXXI against Green Bay.

Eight former assistant coaches on Coach Belichick's staffs in Cleveland or New England have gone on to become head coaches at the NFL or collegiate level. One current NFL head coach and two college head coaches worked on Belichick staffs: Houston's Bill O'Brien, Alabama's Nick Saban and Iowa's Kirk Ferentz.

### PHILANTHROPY

Throughout his career, Coach Belichick has been active in a wide array of charitable endeavors in New England, New York, Cleveland and beyond.

Coach Belichick has been involved in the establishment of scholarship programs in New England, Maryland and Ohio. In 2013, the *Bill Belichick Foundation* was launched, a nonprofit organization created to provide coaching, mentorship and financial assistance to individuals, communities and organizations with a focus on the sports of football and lacrosse. Belichick has also supported and participated in events to aid Wesleyan University, his alma mater, which established a full, four-year scholarship for incoming students, named the



*In the spring of 2009, Bill Belichick and then Notre Dame head coach Charlie Weis joined Jon Bon Jovi on stage to help support Hannah and Friends, a foundation created by Weis to benefit individuals with special needs.*

### Comment About Bill Belichick

#### Denver Broncos Quarterback Peyton Manning

"Bill Belichick is the best coach I've ever competed against. I think it's safe to say he'll go down as the greatest NFL coach of all time."

#### Buffalo Bills Head Coach Rex Ryan

"You're talking about a guy that'll be a first-ballot Hall of Fame coach when he gets in there... That's the biggest guy, and you like to go up against the very best, and that's who he is."

Belichick Scholarship. Additionally, he has presented the Steve Belichick Award in conjunction with the Annapolis Touchdown Club. The award, presented in the name of Coach Belichick's father, a longtime Naval Academy assistant coach, honors an Annapolis resident deeply involved in sports without seeking a spotlight for their achievements.

Upon returning to New England in 2000, Belichick established an annual scholarship recognizing an outstanding student athlete at Annapolis High School.

Coach Belichick has dedicated his time to sharing his vast experience and insight with high school coaches, many of whom are building their own coaching careers and are shaping the next generation of football players. In 2013, Belichick served as a guest speaker at the Notre Dame coaches clinic. In 2010, Belichick was the keynote speaker at Rutgers University's coaching clinic. In 2009, he addressed more than 500 Florida high school coaches at the Florida Gators Coaching Clinic. In previous years, Belichick has also addressed high school coaches at USA Football's New England Coaching Camp and has spoken with Alabama high school coaches at the Alabama Coaching Clinic. Coach Belichick was also a keynote speaker at the Frank McGuire Foundation's coaching seminar, addressing 600 New York-area high school coaches.

Coach Belichick has also lent his support to numerous foundations and fundraisers. He participated in the Samsung's Four Seasons of Hope annual fundraising gala, where he introduced longtime friend Jon Bon Jovi to a list of honorees that included Joe Torre, Arnold Palmer, Magic Johnson and Boomer Esiason. The star-studded affair raised over \$500,000 to aid children and families in need. He was honored by Roxbury Comprehensive Community Center (RoxComp) and presented with the "Healthy Living Award." He is also a supporter of Hall of Famer Jim Brown's Amer-I-Can Foundation and has made speeches and appearances for Brown's foundation. He also supports Hannah and Friends, a foundation founded by long-time colleague Charlie Weis to benefit individuals with special needs.

In 2010 Coach Belichick supported a charity called Friends of Jaclyn, an organization that helps children

with cancerous brain tumors be “adopted” by teams of all levels. He served as co-chair of a gala event in Boston that raised awareness for Friends of Jaclyn.

Since becoming Patriots head coach, Coach Belichick has participated in dozens of community events in New England, including the Best Buddies Challenge, the March of Dimes Walk America, the Rodman Ride for Kids, RoxComp's Reading is the Best Medicine Program and the Mayors Cup Regatta on the Charles River to benefit AccesSportAmerica, a charity dedicated to the fitness of children and adults with disabilities. He is a supporter of the Pawtucket Police Athletic League. He has also participated in several events benefiting the Lazarus House, a non-profit charity serving the homeless of Merrimack Valley.

While in Cleveland, the Belichick family launched a charitable foundation benefitting the Zelma George Home, a shelter for homeless women and children. The Belichicks also established an annual scholarship awarded to an Annapolis High School senior for academic and athletic achievement.

## ACADEMICS

Coach Belichick has received prestigious awards from two alma maters: Wesleyan University and Phillips Academy in Andover, Mass. At Wesleyan's commencement in 2002, Coach Belichick received the prestigious Baldwin Medal, awarded annually by the Wesleyan University Alumni Association. It recognizes outstanding contributions to public interest and to Wesleyan. In 2005, he received a Doctor of Humane Letters degree from Wesleyan. He was inducted into the Wesleyan University Athletic Hall of Fame in 2008. He is proud to remain close to his Phillips Academy roots, where he was bestowed the Distinguished Alumni Award in 1987 and the Distinguished Service Award in 2008. He was also honored at Phillips Academy when the school declared a day in his honor in 2002. Belichick was also among the 2011 inductees for Phillips Andover Academy's Athletics Hall of Honor.

Coach Belichick has enjoyed several annual offseason visits to New England schools to interact with students. His speaking engagements included visits to Southern Connecticut State University, Boston College, Wesleyan, Brown University, Salem State College, Phillips Andover Academy and a panel discussion on sports at the Fenn School's Alumni Dinner. He was a guest speaker at the 2006 NCAA Lacrosse All-American banquet held at the Final Four in Philadelphia and at the 2008 NCAA Lacrosse Championship Banquet at Gillette Stadium. In 2004, he received honorary doctorates at Boston University and the New England Institute of Technology, where he also delivered the commencement address

## Comments About Bill Belichick

### Jim Brown, Hall of Fame running back

“Let me tell you about someone I do admire. (Bill Belichick) of the New England Patriots has been in the prisons with me. He's met gang members in my home; he's met gang members in Cleveland. He's put up money. He's opened up areas of education for us very quietly and very strongly.”

### Joe Torre, four-time World Series winning baseball manager

“What he does, what (Bill) Belichick does with the team concept, it makes our jobs easier as other managers and coaches.”

to over 900 graduates. In 2008, he addressed a group of 100 Foxborough-area middle school students and hosted them at a screening of the movie “The Express.” Coach Belichick also delivered the commencement address at Suffield Academy in 2011.

## PLAYING

Belichick lettered in football, lacrosse and squash while attending college at Wesleyan University in Middletown, Conn. He earned three letters in football while competing at center and tight end. As a senior, he was named captain of his lacrosse team. He was inducted into the Wesleyan University Athletics Hall of Fame as part of its inaugural class in 2008.

## EDUCATION OF A COACH

In 2005, legendary author and historian David Halberstam wrote *The Education of a Coach*, a book which chronicled Bill Belichick's life and career in football.

## PERSONAL

Bill Belichick was born April 16, 1952, in Nashville, Tenn., and raised in Annapolis, Md. His father, Steve, played fullback for the Detroit Lions in 1941 and coached for 33 years at the Naval Academy. Bill was a standout prep athlete at Annapolis High, where he has since been inducted into the school's Hall of Fame. He attended Phillips Academy in Andover, Mass., before enrolling at Wesleyan, where he earned his bachelor's degree in economics in 1975.

## NEW ENGLAND PATRIOTS WIN 2009-2010 OUTSTANDING OVERALL PLAYER DEVELOPMENT AWARD

After receiving top honors for the team's financial education seminars in three of four years, the NFL Player Development Department awarded the New England Patriots with the 2009-2010 Outstanding Overall Player Development Award. At the annual meetings in March of 2010, awards were given to the NFL Player Development departments in the areas of financial education, continuing education, career development and life skills, with the Outstanding Overall Player Development Award honoring the club that excels in programming in all four areas of player development.

In addition to their financial education, the NFL Player Development Department identified a few of the Patriots' recent initiatives as strengths of the program, including a safe boating program that was designed to raise awareness of risks after the boating tragedy that claimed the lives of two NFL players in the Gulf of Mexico in 2009. The team was also credited with their creative implementation of life skills training sessions. Former Boston Celtics Head Coach Doc Rivers was a guest speaker at one of the sessions in 2010.



JOSH  
**BOYER**



- ★ 16th Coaching Season
- ★ 10th NFL Season
- ★ 10th Patriots Season

SUPER BOWLS

14

**C O R N E R B A C K S**

## COACHING

Josh Boyer is in his fourth season as cornerbacks coach on Head Coach Bill Belichick's staff after serving three seasons as defensive backs coach. Boyer originally joined the Patriots as a coaching assistant in 2006, serving in that role for three seasons.

Under his guidance in 2014, the Patriots cornerbacks were part of a defense that finished in the top-10 in NFL in points allowed (8th), opponent completion percentage (8th) and opponent passer rating (10th), en route to a victory in Super Bowl XLIX. Under Boyer's tutelage, Darrelle Revis was selected to the Associated Press' 2014 NFL All-Pro First Team and to his sixth career Pro Bowl.

Boyer has coached a defensive backfield that helped the Patriots lead the NFL in turnover differential in 2012 and 2010 and finished first in the AFC in 2011. Under Boyer's guidance in 2013, rookie Logan Ryan led all rookies and tied for the AFC lead with five interceptions.

Under his guidance in 2011, Kyle Arrington tied for the NFL lead with seven interceptions. The 2011 season

was the second consecutive year a Patriots defensive back finished in the top two in the NFL in interceptions. Devin McCourty tied for second in the NFL with seven interceptions in 2010.

Boyer began his coaching career in 2000 as an assistant coach at King's College (Pa.). He served as a graduate assistant at the University of Dayton (2001) and Kent State (2002-2003) before becoming defensive backs coach at Bryant University in 2004. In 2005, he served as defensive coordinator for the South Dakota School of Mines and Technology.

## PLAYING

Boyer was a four-year starter at Muskingum College (Ohio) from 1996-99, playing wide receiver for three years before switching to defensive back as a senior. He was named All-Ohio Athletic Conference as a senior defensive back in 1999.

## PERSONAL

Boyer is a native of Heath, Ohio. He was a two-time Academic All-Conference selection at Muskingum. He graduated in 2000 with a degree in physical education and health.

## BOYER'S COACHING CAPSULE

Years	Team	Position
2000	King's College (Pa.)	Assistant
2001	University of Dayton	Graduate Assistant
2002-03	Kent State	Graduate Assistant
2004	Bryant University	Defensive Backs
2005	S.D. School of Mines & Technology	Defensive Coordinator
2006-08	New England Patriots	Coaching Assistant
2009-11	New England Patriots	Defensive Backs
2012-15	New England Patriots	Cornerbacks





# MOSES CABRERA



- ★ 18th Coaching Season
- ★ 5th NFL Season
- ★ 5th Patriots Season

SUPER BOWLS

14

ASST. STRENGTH & CONDITIONING

## COACHING

Moses Cabrera is in his fifth season as the Patriots assistant strength and conditioning coach, where he assists head strength & conditioning coach Harold Nash in the team's year-round conditioning program. Cabrera was named to the position on March 31, 2011, after one season as an assistant strength coach at the University of Colorado. During his time in Boulder, Cabrera was responsible for the implementation of strength and conditioning programs for the school's football team.

Prior to his season at Colorado, Cabrera spent six years as an assistant strength coach at Fresno State where he was responsible for the design and implementation of strength and conditioning programs

for incoming football players, men's basketball, women's lacrosse and women's soccer.

Cabrera held graduate assistant strength coach positions from 2001-04 at Oral Roberts University, the University of Nebraska at Omaha and Fresno State. Cabrera began his coaching career at Oral Roberts, where he assisted with the design and implementation of strength and conditioning programs for 10 varsity sports from 1998-2000.

## PERSONAL

Moses Cabrera was born on Aug. 20, 1978, and raised in Deming, N.M. Cabrera graduated from Oral Roberts University in 2000 with a bachelor of science in kinesiology health and exercise science.

## CABRERA'S COACHING CAPSULE

Years	Team	Position
1998-2000	Oral Roberts University	Student Assistant
2000-01	Oral Roberts University	Graduate Assistant
2001-02	University of Nebraska at Omaha	Graduate Assistant
2002-03	Fresno State	Graduate Assistant
2004	University of Nebraska at Omaha	Graduate Assistant
2004-09	Fresno State	Assistant Strength & Conditioning
2010	University of Colorado	Assistant Strength & Conditioning
2011-15	New England Patriots	Assistant Strength & Conditioning



# BRIAN DABOLL



- ★ 19th Coaching Season
- ★ 16th NFL Season
- ★ 10th Patriots Season

SUPER BOWLS:  
01 03 04 14

TIGHT ENDS

## PRONOUNCED DAY-ball

### COACHING

Brian Daboll enters his second season as tight ends coach after one season as offensive coaching assistant after re-joining the Patriots coaching staff in January of 2013. The 2015 season will be Daboll's 10th with the Patriots after serving as wide receivers coach for five previous seasons (2002-06) and as a defensive assistant (2000-01) for two seasons.

Under Daboll's tutelage in 2014, Rob Gronkowski was a unanimous Associated Press First Team All-Pro selection after leading all NFL tight ends with 1,124 receiving yards and tied for the league lead among tight ends with 12 touchdowns. Gronkowski also caught a touchdown pass in each of the Patriots three playoff wins, including Super Bowl XLIX.

Daboll enters his 16th season as an NFL coach in 2015. He was hired back to New England after serving as the offensive coordinator for the Kansas City Chiefs in 2012.

Daboll joined Kansas City after spending one season as the offensive coordinator with the Miami Dolphins. While at Miami, the Dolphins offense had both a 1,000-yard rusher and a 1,000-yard receiver for the first time in franchise history. RB Reggie Bush picked up 1,086 yards on 216 carries and had five 100-yard rushing performances. WR Brandon Marshall caught a team-high 81 passes for 1,214 yards and recorded five 100-yard receiving games en route to a Pro Bowl appearance for the AFC squad.

Prior to joining the Dolphins, Daboll spent two seasons (2009-10) with the Cleveland Browns as offensive coordinator. The Browns' offense saw dramatic improvement in the second half of the season in Daboll's first year. Cleveland saw increased production in points scored (11.1 more points per game), red zone efficiency

(20.8%), third-down efficiency (14.7%), turnovers (1.9 fewer per game) and time of possession (3:21 more per game) over the final eight games.

Before Cleveland, Daboll spent two seasons (2007-08) with the New York Jets as the quarterbacks coach. While with the Jets, he helped QB Brett Favre pick up the Jets offense after the quarterback came out of retirement. In his one season under Daboll, Favre captured a Pro Bowl berth for the AFC squad and had the second-highest completion percentage of his career and fifth-highest completion percentage in the NFL (65.7%).

Daboll spent seven seasons (2000-06) as an assistant coach with the New England Patriots, first as a defensive assistant (2000-01) before taking over as wide receivers coach (2002-06), and helped the team to three Super Bowl titles. During his tenure in New England, he helped WR Deion Branch earn Super Bowl XXXIX MVP honors in the Patriots' win against Philadelphia following the 2004 season. Branch became the first wide receiver to win the honor since San Francisco's Jerry Rice in Super Bowl XXIII after the 1988 season.

Prior to entering the NFL ranks, Daboll spent one year (1997) as a volunteer assistant at the College of William & Mary before serving two seasons (1998-99) as a graduate assistant at Michigan State University.

### PLAYING

Daboll started for two seasons as a safety at the University of Rochester. As a senior, he once recorded three interceptions in a game.

### PERSONAL

A 1997 graduate of the University of Rochester, the Buffalo native is married to wife, Beth, with children, Christian, Haven, Marky and Aiden. Daboll also attended St. Francis High School in Buffalo with Jacksonville Jaguars GM Dave Caldwell, San Diego Chargers GM Tom Telesco and Brian Polian, head coach at the University of Nevada.

## DABOLL'S COACHING CAPSULE

Years	Team	Position
1997	William & Mary	Volunteer Assistant
1998-99	Michigan State	Graduate Assistant
2000-01	New England Patriots	Defensive Assistant
2002-06	New England Patriots	Wide Receivers
2007-08	New York Jets	Quarterbacks
2009-10	Cleveland Browns	Offensive Coordinator
2011	Miami Dolphins	Offensive Coordinator
2012	Kansas City Chiefs	Offensive Coordinator
2013	New England Patriots	Offensive Coaching Assistant
2014-15	New England Patriots	Tight Ends



BRENDAN  
DALY



- ★ 19th Coaching Season
- ★ 10th NFL Season
- ★ 2nd Patriots Season

SUPER BOWLS

14

DEFENSIVE LINE

## COACHING

Brendan Daly enters his first season as defensive line coach after one season as defensive coaching assistant in 2014. Daly came to the Patriots in 2014 after coaching defensive line for the Minnesota Vikings for two seasons (2012-13), his second stint with the team.

In 2014, Daly's defensive line was part of a defense that finished eighth in the NFL in points allowed and the six rushing touchdowns allowed were tied for second-fewest in team history and in the NFL last season. The defensive line also contributed to the Patriots defense finishing in the top 10 in league rankings in rushing yards allowed (9th), fourth-down percentage (6th) and red zone TD percentage (T-6th) en route to a Super Bowl XLIX win.

While with Minnesota, Daly coached a defensive line that ranked 16th in the NFL against the rush in 2013. The 2012 Vikings defense improved over the previous season and keyed the club's run to a 10-6 mark and a playoff berth.

Prior to his return to Minnesota, Daly spent three seasons (2009-11) coaching the St. Louis Rams defensive line. During his tenure in St. Louis, Daly helped defensive end Chris Long to a career-best 13.0 sack performance in 2011, good for seventh in the NFL and fourth among defensive ends. The 2010 Rams notched 43 sacks as a team, seventh-most in the NFL that season.

Daly started his NFL coaching career on the Minnesota Vikings staff from 2006-08 as a defensive assistant/

defensive line coach, where he helped the Vikings defensive line build on their reputation as a run-stuffing enterprise. During his tenure, the Vikings became the first team in NFL history to lead the league in rushing defense for three consecutive seasons (2006-08) and held opponents to fewer than 75 yards rushing per game in each of those seasons. The Vikings line featured DTs Pat Williams and Kevin Williams, who each made Pro Bowl appearances in all three seasons, and Jared Allen, who earned a spot in the Pro Bowl in his first season with the team after being acquired in a trade with Kansas City in 2008.

Daly worked in the college ranks as the defensive line coach at Villanova in 2005 and tight ends coach at Illinois State in 2004. From 2001-03, Daly was on the staff at Oklahoma State as a graduate assistant (2001-02) and an assistant strength & conditioning coach. He got his coaching start at Ridgewood High School in New Port Richie, Fla., in 1997, before moving on to his alma mater, Drake, in 1998, to coach tight ends. Daly then coached tight ends at Villanova in 1999 and was a graduate assistant at Maryland in 2000.

## PLAYING

Daly was a tight end during his college career at Drake, where he earned his bachelor's degree in history.

## PERSONAL

Daly and his wife, Keely, have a son, Liam, and daughters Ciara and Avelin.

## DALY'S COACHING CAPSULE

Years	Team	Position
1997	Ridgewood High School (Fla.)	Assistant
1998	Drake	Tight Ends
1999	Villanova	Tight Ends
2000	Maryland	Graduate Assistant
2001-02	Oklahoma State	Graduate Assistant
2003	Oklahoma State	Assistant Strength & Conditioning
2004	Illinois State	Tight Ends
2005	Villanova	Defensive Line
2006-08	Minnesota Vikings	Defensive Assistant/Defensive Line
2009-11	St. Louis Rams	Defensive Line
2012-13	Minnesota Vikings	Defensive Line
2014	New England Patriots	Defensive Assistant
2015	New England Patriots	Defensive Line



# DAVE DeGUGLIELMO

OFFENSIVE LINE

★ 24th Coaching Season  
★ 11th NFL Season  
★ 2nd Patriots Season

SUPER BOWLS  
07 14

**PRONOUNCED** day-GHOUL-yell-mo

## COACHING

Dave DeGuglielmo enters his second season as offensive line coach in 2015 season after joining the Patriots coaching staff following the retirement of longtime Patriots coach Dante Scarnecchia.

Under DeGuglielmo's guidance in 2014, the offensive line helped enable the offense to finish in the top third in the NFL in every major category. The offensive line allowed just 26 sacks, tied for fourth in the NFL, and allowed Tom Brady to have one of the finest seasons of his career en route to winning Super Bowl XLIX.

DeGuglielmo enters his 11th season as an NFL coach in 2015. He has also had stints with the New York Giants (2004-08), Miami Dolphins (2009-11) and the New York Jets (2012).

Prior to joining the Patriots, the Lexington, Mass., native last coached with the New York Jets in 2012, serving as the team's offensive line coach. Under his direction, the unit aided the Jets rushing attack to 1,896 yards - the 12th best total in the NFL.

Before his stint with the Jets, DeGuglielmo spent three seasons (2009-11) with the Miami Dolphins as their offensive line coach. With the Dolphins, DeGuglielmo's tutelage helped T. Jake Long earn a starting spot in three consecutive Pro Bowls.

DeGuglielmo went to Miami following five seasons (2004-08) with the New York Giants. He joined the Giants in 2004 as the assistant offensive line/quality control coach before being elevated to assistant offensive line coach in 2005. During his tenure, the Giants consistently ranked in the top 10 in the NFL in several rushing categories. The Giants were one of only four NFL teams to put together a 4.0-yard average per rush attempt or better in each of his last four seasons (2005-08). Also during this four-year stretch, the Giants allowed 28 or fewer sacks each year and qualified for the playoffs four consecutive years for the first time in franchise history. In 2008, the team led the league and established a franchise record with 2,518 rushing yards

and 5.0 yards per carry. A member of the Super Bowl XLII Championship staff, DeGuglielmo also assisted in tutoring 2009 Pro Bowl selections G. Chris Snee and C. Shaun O'Hara.

Prior to entering the NFL coaching ranks, DeGuglielmo spent 13 seasons at the collegiate level, including the final five at the University of South Carolina (1999-2003) under Hall of Fame Coach Lou Holtz, where he tutored the offensive line for two years (1999, 2003) and the offensive tackles and tight ends from 2000-02. While with the Gamecocks, he helped the team earn consecutive Outback Bowl victories over Ohio State in 2000 and 2001. In 2003, the South Carolina offensive line finished the season ranked nationally and tops in the Southeastern Conference after giving up only 11 sacks in 12 games.

Before joining the South Carolina staff, he spent two seasons as the offensive line coach for the University of Connecticut (1997-98), where the Huskies appeared in the 1998 NCAA 1-AA playoffs, the first postseason appearance in school history.

Prior to his stint at UConn, DeGuglielmo spent four seasons (1993-96) at his alma mater Boston University, the first three as offensive line coach and the final one as offensive line/assistant head coach.

DeGuglielmo began his coaching career at Boston College, spending two seasons with the Eagles (1991-92), where he was the school's graduate assistant offensive line coach under current New York Giants Head Coach Tom Coughlin.

## PLAYING

DeGuglielmo was a four-year letter-winning offensive lineman at Boston University (1987-90), while playing both guard and center. A two-time Yankee Conference All-Academic Player and a First Team All-New England selection, he earned a bachelor's degree in 1990 and a master's degree in 1991.

## PERSONAL

DeGuglielmo was born in Cambridge, Mass., and raised in nearby Lexington. He and his wife, Kimberly Ann, have a daughter, Saige Ashley.

## DeGUGLIELMO'S COACHING CAPSULE

Years	Team	Position
1991-92	Boston College	Graduate Assistant Offensive Line
1993-95	Boston University	Offensive Line
1996	Boston University	Offensive Line/Assistant Head Coach
1997-98	Connecticut	Offensive Line
1999	South Carolina	Offensive Line
2000-02	South Carolina	Offensive Tackles/Tight Ends
2003	South Carolina	Offensive Line
2004	New York Giants	Assistant Offensive Line/Quality Control
2005-08	New York Giants	Assistant Offensive Line
2009-11	Miami Dolphins	Offensive Line
2012	New York Jets	Offensive Line
2014-15	New England Patriots	Offensive Line





# IVAN FEARS



★ 40th Coaching Season  
★ 25th NFL Season  
★ 19th Patriots Season

SUPER BOWLS  
01 03 04 14

R U N N I N G   B A C K S

## COACHING

Ivan Fears, a 39-year coaching veteran, is in his 25th season in the NFL and his 19th with the New England Patriots in 2015. He returned to New England in 1999 after beginning his NFL coaching career with New England in 1991. Since returning, he has enjoyed 12 division championships, six conference titles and four Super Bowl championships. He is in his 14th season as running backs coach, after having coached New England's wide receivers from 1999-2001 and previously from 1991-92.

Under Fears' guidance since 2002, the Patriots running backs have helped the team finish in the top 10 in offense nine times in the last 11 seasons: 2013 (7), 2012 (1), 2011 (2), 2010 (8), 2009 (3), 2008 (5), 2007 (1), 2005 (7) and 2004 (7). Fears has also coached three 1,000 yard rushers from his current post: Corey Dillon (franchise record of 1,625) in 2004, BenJarvus Green-Ellis (1,008) in 2010 and Stevan Ridley (1,263) in 2012.

Fears' other notable accomplishments with Patriots running backs include Danny Woodhead setting a franchise mark with 5.6 yards per carry (minimum 90 attempts) in 2010, topping Don Calhoun's previous team mark of 5.59 set in 1976.

In 2008, the Patriots had their best rushing season in more than 20 years, averaging 4.4 yards per carry and totaling 2,278 yards and 21 rushing touchdowns. Fears' running backs also helped to consistently sustain drives, as the Patriots led the league in rushing first downs (145) and in drives of 10 plays or longer (38).

In 2004, the Patriots enjoyed one of the finest rushing seasons in franchise history as the team averaged 4.07 yards per carry, the most since 1985 (4.13-yard avg.). Dillon set the team's single-season rushing record with 1,635 yards and led the NFL with an average of 109.0 yards per game in which he appeared.

Fears took on running backs duties in 2002, and in his first season the position produced 1,508 yards rushing – the second highest total by the Patriots since 1996.

As receivers coach in 2001, Fears helped both Troy Brown and David Patten produce career years. Brown established a franchise record with 101 receptions for a career-high 1,199 yards and earned his first trip to the Pro Bowl. It was Brown's first 1,000-yard season. Patten, who entered the season with just 71 career receptions in four

seasons, claimed the starting role opposite Brown and was credited with 51 receptions for 749 yards and four touchdowns.

Fears originally joined the professional coaching ranks as the receivers coach on Dick MacPherson's staff with the Patriots in 1991. After two seasons in New England, he accepted a position with the Bears in Chicago, where he coached the receivers for six seasons (1993-98) before returning to New England in 1999.

In 1991, his receiving corps featured Irving Fryar, Greg McMurtry and Michael Timpson. That year, Fryar turned in the first 1,000-yard season of his career, finishing with 1,014 yards on 68 receptions (14.9 avg.).

In 1993, he joined the Chicago Bears and inherited the team's first-round selection, Curtis Conway. In 1994, the Bears added Jeff Graham, a reserve receiver from the Steelers, and Fears helped develop the two into one of the premier receiving tandems in the league over a two-year span. In his first year with the Bears, Graham started 15 games and led the team with 68 receptions for 944 yards. In 1995, Conway and Graham became the first receiving tandem in franchise history to each record over 1,000 yards receiving in a single season. In 1996, Conway produced a career-high 81 receptions for 1,049 yards and became the first player in Bears history to record back-to-back 1,000-yard seasons.

Fears began his coaching career as a graduate assistant at William & Mary in 1976. In 1977, he drew his first positional responsibilities coaching receivers. His next two seasons (1978-79), he coached quarterbacks before accepting the role as receivers coach at Syracuse in 1980, a position he held for the next 10 seasons.

## PLAYING

A three-year letterman as a running back at William & Mary (1973-75), his playing career was cut short after undergoing three knee operations during his collegiate career.

## PERSONAL

Ivan Fears was born Nov. 15, 1954 in Portsmouth, Va. He grew up in Suffolk, Va., where he starred at John Yates High and was twice named the school's Outstanding Player of the Year. He also earned all-state honors as a senior. Ivan and his wife, Beverly, have three children, Joshua, Aaron and Kimberly.

## FEARS' COACHING CAPSULE

Years	Team	Position
1976	William & Mary	Graduate Assistant
1977	William & Mary	Receivers
1978-79	William & Mary	Quarterbacks
1980-90	Syracuse	Receivers
1991-92	New England Patriots	Receivers
1993-98	Chicago Bears	Receivers
1999-01	New England Patriots	Receivers
2002-15	New England Patriots	Running Backs



BRIAN  
FLORES



- ★ 8th Coaching Season
- ★ 12th NFL Season
- ★ 12th Patriots Season

SUPER BOWLS:



S A F E T I E S

## COACHING

Brian Flores is in his fourth season as safeties coach and his eighth coaching season in 2015.

Under Flores' tutelage in 2014, the Patriots safeties were part of a defense that finished in the top-10 in NFL in points allowed (8th), opponent completion percentage (8th) and opponent passer rating (10th), en route to a victory in Super Bowl XLIX. Devin McCourty was also selected to his second career Pro Bowl, first as a safety under Flores.

Flores spent the 2011 season as a defensive assistant and 2010 as an offensive assistant/special teams coach. Flores joined the Patriots coaching staff as a coaching assistant in 2008 after four seasons with the Patriots personnel department. He joined the organization in 2004 as a scouting assistant and was assigned pro scouting duties prior to the 2006 season.

## PLAYING

Flores joined the Patriots upon his graduation from Boston College, where he was a three-year letter winner and a two-year starter at linebacker. He was a part of four bowl-winning teams with the Eagles and was a member of the 2003 Big East All-Academic Team.

## PERSONAL

A native of Brooklyn, N.Y., Flores attended Poly Prep in Brooklyn, where he was a running back and linebacker. He holds a bachelor's degree in English and a master's degree in administrative studies from Boston College.

Flores and his wife Jennifer, a Spanish teacher at North Attleboro Middle School, were married in 2009 and have two sons, Miles and Maxwell. He was born Feb. 24, 1981, in Brooklyn, N.Y.

## FLORES' COACHING CAPSULE

Years	Team	Position
2008-09	New England Patriots	Coaching Assistant
2010	New England Patriots	Offensive Assistant/Special Teams
2011	New England Patriots	Defensive Assistant
2012-15	New England Patriots	Safeties



# PATRICK GRAHAM



- ★ 14th Coaching Season
- ★ 7th NFL Season
- ★ 7th Patriots Season

SUPER BOWLS:

14

LINEBACKERS

## COACHING

Patrick Graham, who is in his seventh season with the Patriots, enters his second season as linebackers coach in 2015.

Graham previously coached linebackers in 2011 and moved to defensive line coach for two years from 2012-13.

For the second consecutive season in 2014, Graham's positional group lost a team captain. In 2013, DL Vince Wilfork was lost to injury early in the year and in 2014, LB Jerod Mayo suffered a season-ending injury before midseason. Graham guided Dont'a Hightower and Jamie Collins to breakout seasons. Along the way to a victory in Super Bowl XLIX, the Patriots defense finished in the top 10 in league rankings in rushing yards allowed (9th), fourth-down percentage (6th) and red zone TD percentage (T-6th).

In Graham's first three seasons as a defensive positional coach, the Patriots defense helped the club lead the NFL in turnover differential in 2012 and 2010 and finish first in the AFC in 2011.

Graham was a defensive assistant coach for the 2010 season and was a coaching assistant in 2009. Graham joined the Patriots after two seasons as a graduate assistant at Notre Dame (2007-08), where he worked with the defense. He previously spent three seasons coaching at Richmond; one as assistant defensive line coach (2004) and two as tight ends coach (2005-06). Prior to coaching at Richmond, Graham spent two seasons as a graduate assistant at Wagner College (2002-03).

## PLAYING

Graham played on the defensive line at Yale, seeing playing time as a junior and senior.

## PERSONAL

He earned a bachelor's degree in sociology from Yale in 2001 and had a concentration of studies in economics and African American studies. A decorated student-athlete and Yale Merit Scholar, Graham earned the Jackie Robinson scholarship, Yale University Scholarship, Yankee Gas Scholarship and the State Heisman Trophy.

Graham is married to Pamela, and was born Jan. 24, 1979, in Des Plaines, Ill.

## GRAHAM'S COACHING CAPSULE

Years	Team	Position
2002-03	Wagner	Graduate Assistant
2004	Richmond	Defensive Line
2005-06	Richmond	Tight Ends
2007-08	Notre Dame	Graduate Assistant
2009	New England Patriots	Coaching Assistant
2010	New England Patriots	Defensive Assistant
2011	New England Patriots	Linebackers
2012-13	New England Patriots	Defensive Line
2014-15	New England Patriots	Linebackers



JOE  
JUDGE



★ 11th Coaching Season  
★ 4th NFL Season  
★ 4th Patriots Season

SUPER BOWLS

14

SPECIAL TEAMS

## COACHING

Joe Judge was named special teams coach on Feb. 3, 2015, following the retirement of Scott O'Brien from coaching and three seasons as the assistant special teams coach.

Patriots special teams units have enjoyed successful seasons in Judge's first three years with New England. In addition to K Stephen Gostkowski leading the NFL in scoring for each of the past three seasons under Judge's tutelage, Gostkowski was also elected to the Pro Bowl in 2013 and 2014. In Judge's first season in 2012, New England led the NFL in extra points and finished second in punt return yards and fewest punt return yards allowed. In 2013, the Patriots finished tied for most field goals made and field goal percentage. Last season, the field goal unit led the league in field goals made and was second in field goal percentage.

Judge came to the Patriots after a three-year stint at the University of Alabama as a football analyst under coach Nick Saban. While on the Alabama staff, Judge was a member of two National Championship teams in 2009 and 2011 and assisted with the special teams units. At Alabama, Judge's special teams units were honored with a First-Team All American kicker and Groza Award finalist (Leigh Tiffin, 2009), a First-Team All American return specialist (Javier Arenas, 2009), an SEC All-Freshman team punter (Cody Mandell, 2010)

and a returner who finished his career ranked second all-time in NCAA return yards (Javier Arenas).

Prior to going to Alabama, Judge spent one season at Birmingham-Southern where he served as special teams/linebackers coach in 2008. He began his coaching career at Mississippi State as a graduate assistant under Sylvester Croom from 2005-07. While at Mississippi State, Judge tutored a freshman All-SEC punter, five All-SEC linebackers and a returner who finished as the all-time SEC leader in career return yards and kickoff return yards.

## PLAYING

Judge played for Mississippi State from 2000-04, earning three letters. He was also named to the SEC Academic Honor Roll and made the Dean's List.

## PERSONAL

Judge played quarterback and strong safety during a four-year high school career at Landsdale (Pa.) Catholic High School under Jim Algeo. He was named All Area as a junior and senior.

He was born Dec. 31, 1981, in Philadelphia, Pa. His father, Joseph, played football at Temple and professionally with the Hamilton Tigercats of the CFL. He is currently working on his PhD in education. Judge's wife, Amber, was an All-SEC soccer player at Mississippi State, and they have four children together - Sean, Michael, Emma Riley and Ella Grace.

## JUDGE'S COACHING CAPSULE

Years	Team	Position
2005-07	Mississippi State	Graduate Assistant
2008	Birmingham-Southern	Linebackers
2009-11	Alabama	Football Analyst/Special Teams Assistant
2012-14	New England Patriots	Assistant Special Teams
2015	New England Patriots	Special Teams





# JOSH McDANIELS

OFFENSIVE COORDINATOR / QUARTERBACKS



★ 16th Coaching Season  
★ 15th NFL Season  
★ 12th Patriots Season

SUPER BOWLS  
01 03 04 14

FOOTBALL STAFF

## COACHING

Josh McDaniels was named New England Patriots offensive coordinator/quarterbacks coach for the 2012 season after he re-joined the Patriots coaching staff in January 2012 as an offensive assistant. The 2015 season will be McDaniels' 12th season with the Patriots overall and his seventh as the team's offensive coordinator.

In six seasons as offensive coordinator, McDaniels has guided the offense to four top-10 rankings, including the NFL's No. 1 ranked offense in 2007 and 2012. Additionally, Tom Brady has been elected to the Pro Bowl four times and eclipsed 4,000 yards passing for the seventh time in 2014. McDaniels also earned his fourth Super Bowl ring as a coach in 2014, his first as the Patriots offensive coordinator.

McDaniels left the Patriots to become the head coach at Denver in 2009 and in 2011, McDaniels moved on to St. Louis to become the offensive coordinator for the St. Louis Rams. Under McDaniels' guidance that season, Rams RB Steven Jackson eclipsed the 1,000-yard mark for the seventh consecutive season despite running behind an offensive line that started eight different combinations over the course of the season.

McDaniels spent the 2009-10 seasons as the head coach of the Denver Broncos after serving as an assistant with the Patriots from 2001-08. In his first stint with New England, McDaniels played a key role on a staff that won three Super Bowl titles and four AFC championships.

He first joined the organization as a personnel assistant on the 2001 team that defeated the Rams in Super Bowl XXXVI, served as a defensive assistant on the 2003 club that won Super Bowl XXXVIII and was promoted to quarterbacks coach in 2004, a season that culminated with a victory over the Eagles in Super Bowl XXXIX.

In addition to his role with Patriots quarterbacks, McDaniels added the title of offensive coordinator in 2006. In his second season as New England's offensive play caller, McDaniels oversaw a unit that broke several NFL records, including points scored, touchdowns scored and most players scoring a touchdown.

Under McDaniels' tutelage, 2007 NFL MVP Tom Brady broke the NFL record for touchdown passes in a season (50) and led the league in both passing yards (4,806)

and passer rating (117.2). Brady also set franchise marks in nearly every major passing category, while WR Wes Welker set the franchise record for receptions in a season (112) and WR Randy Moss broke the NFL record for touchdown receptions with 23. The Patriots offense also posted the franchise's highest average yards per rush in 22 seasons with 4.1 yards per carry, and the team's 17 rushing touchdowns were the second highest total in the previous 20 years.

During McDaniels' first season in Denver, QB Kyle Orton set career highs for pass attempts, completions, passing yards, touchdown passes and passer rating while tying his career low for interceptions. Orton's 3,802 yards were the sixth highest for a season in Broncos history. In 2010, the Broncos ranked seventh in the NFL in passing yards per game and finished 13th in total yards per game. WR Brandon Lloyd led the NFL in receiving yards with 1,448 and finished second in the AFC with 11 touchdown catches en route to his first Pro Bowl invitation.

Entering 2015, Brady has been elected to six Pro Bowls during his eight seasons with McDaniels serving as his position coach. After Brady suffered a season-ending knee injury in the 2008 regular-season opener, another McDaniels protégé, Matt Cassel, led the club to a 10-5 record as a starter. In his first season as an NFL starter, Cassel posted the fourth-best completion percentage in Patriots history (63.4) while passing for 3,693 yards with 21 touchdowns and 11 interceptions.

Prior to joining Bill Belichick's staff, McDaniels spent one season as a graduate assistant under Nick Saban at Michigan State.

## PLAYING

McDaniels attended John Carroll University, where he played quarterback and wide receiver for the Blue Streaks from 1995-98. McDaniels was a college teammate of former NFL linebacker London Fletcher and Patriots Director of Player Personnel Nick Caserio.

## PERSONAL

A native of Canton, Ohio, McDaniels is the son of one of the most well-respected high school coaches in the country. Thom McDaniels was a finalist for the NFL High School Coach of the Year award in 2012, and Josh benefitted from growing up in a football family.

Josh and his wife, Laura, have four children.

## McDANIELS' COACHING CAPSULE

Years	Team	Position
1999	Michigan State	Graduate Assistant
2001	New England Patriots	Personnel Assistant/Coaches Assistant
2002-03	New England Patriots	Coaching Assistant
2004-05	New England Patriots	Quarterbacks
2006-08	New England Patriots	Offensive Coordinator/Quarterbacks
2009-10	Denver Broncos	Head Coach
2011	St. Louis Rams	Offensive Coordinator/Quarterbacks
2012-15	New England Patriots	Offensive Coordinator/Quarterbacks



# HAROLD NASH

HEAD STRENGTH & CONDITIONING



★ 11th Coaching Season  
★ 11th NFL Season  
★ 11th Patriots Season

SUPER BOWLS

14

## COACHING

Harold Nash enters his fifth season as head strength and conditioning coach for the 2015 season. His first six seasons (2005-10) on head coach Bill Belichick's staff were as assistant strength and conditioning coach.

Nash's responsibilities with the Patriots include implementing the team's year-round conditioning program. Nash also assisted in coordinating the Patriots' player development programs from 2005-10. After receiving top honors for the team's financial education program three times, Nash and the Patriots Player Development program were awarded the 2009-10 Outstanding Overall Player Development Award.

Nash is in his 11th season as a full-time coach following an all-star career as a defensive back in the Canadian Football League. He is also a veteran of 13 seasons of mentoring young athletes. Beginning in 1994 and continuing throughout his CFL tenure, Nash served as an assistant to highly-regarded speed coach Tom Shaw, assisting over 30 college defensive backs in their preparations for the NFL Draft. Starting in 2000, he also worked with the Nike Football Group to teach speed, agility and quickness to some of the nation's top college prospects.

## PLAYING

Nash was a defensive back in the Canadian Football League for 11 seasons from 1994-2004. He was a three-time all-star and recorded a total of 367 tackles and 24 interceptions while playing for the Shreveport Pirates (1994-95), Montreal Alouettes (1996-99), Winnipeg Blue Bombers (1999-2003) and Edmonton Eskimos (2004). Nash is Winnipeg's all-time leader in pass breakups and was selected to the West All-Star squad while playing with the Blue Bombers in 2000 and 2001. He also earned the nod as a CFL All-Star in 2001 and earned East All-Star recognition in 1997 while playing for Montreal.

Nash attended the University of Southwestern Louisiana (now Louisiana-Lafayette), where he joined the team as a walk-on and played defensive back for four seasons. He was voted a permanent team captain by his peers in recognition of his leadership and earned the Cajun Spring Training Award from the coaching staff in recognition of his work ethic. Following his college career, Nash signed with the New York Giants as an undrafted free agent and was a member of the team during training camp in 1993.

## PERSONAL

Harold Nash, Jr. was born on May 5, 1970, in New Orleans, La. He earned a bachelor of science degree in humanities from Southwestern Louisiana. Nash and his wife, Dwan, have a son, Harold Nash III.

## NASH'S COACHING CAPSULE

Years	Team	Position
2005-10	New England Patriots	Asst. Strength and Conditioning
2011-15	New England Patriots	Head Strength and Conditioning



CHAD  
**O'SHEA**



★ 20th Coaching Season  
★ 13th NFL Season  
★ 7th Patriots Season

SUPER BOWLS

14

W I D E R E C E I V E R S

## COACHING

Chad O'Shea was hired as the Patriots wide receivers coach on Feb. 25, 2009. He is entering his 20th coaching season and his 13th NFL season.

New England's wide receivers have set franchise and NFL records under O'Shea's tutelage. Last season in his first year with New England, Brandon LaFell set career highs with 74 receptions for 953 yards and seven touchdowns. In 2013, Julian Edelman (105) became just the third player in team history to eclipse 100 receptions in a single season. In 2012, Wes Welker became the Patriots' all-time leader in receptions and became the first player in NFL history with five 100-catch seasons. In 2011, Welker set a franchise record with 1,569 receiving yards and became the second player in NFL history to record two 120-catch seasons. Patriots receivers also aided Tom Brady to the third-most passing yards (5,235) in a single season in NFL history.

O'Shea joined the Patriots in 2009 after spending three seasons as offensive assistant/wide receivers coach for the Minnesota Vikings (2006-08), assisting Minnesota's offensive coordinator and wide receivers coach. In 2008, Minnesota wide receiver Bernard Berrian ranked second in the NFL with an average of 20.8 yards per catch, and the Vikings offense led the NFL with 13 touchdown receptions of 20 yards or longer. In 2007, the Vikings offense tied a team record with 19 plays of 50 yards or longer.

O'Shea's first NFL experience came with the Kansas City Chiefs, where he served as a volunteer special

teams assistant in 2003 and assisted with special teams and linebackers for two seasons from 2004-05. In 2003, Kansas City had an NFL-best four special teams touchdowns while leading the NFL in both kick return and punt return average. The following season, the Chiefs set a team record for kick return yards (1,820) as Dante Hall returned two kickoffs for touchdowns.

Prior to entering the NFL, O'Shea spent seven years coaching in the college ranks at his alma mater, the University of Houston (1996-99), and Southern Mississippi (2000-02). After graduation, he was a graduate assistant at Houston in 1996 and was hired as Houston's wide receivers coach in 1997. He took over as tight ends/special teams coach in 1998 and added the title of recruiting coordinator in 1999. In 2000, he began a three-year stint as Southern Mississippi's special teams coach and recruiting coordinator. During his time with the Eagles, his units blocked 21 kicks.

## PLAYING

O'Shea played quarterback at Marshall University for two seasons (1991-92) before finishing his playing career at Houston (1994-95). He was team captain his senior season at Houston.

## PERSONAL

Chad O'Shea was born on Dec. 18, 1972, in Houston, Texas. His father, Mike, served as a longtime athletic trainer in the collegiate and NFL ranks, including a stint with the Baltimore Colts. O'Shea received his bachelor's degree in psychology in 1995 from Houston. Chad and his wife, Melissa, have two daughters, Claire and Grace, and a son, Mick.

## O'SHEA'S COACHING CAPSULE

Years	Team	Position
1996	University of Houston	Graduate Assistant
1997	University of Houston	Wide Receivers
1998	University of Houston	Tight Ends/Special Teams
1999	University of Houston	Tight Ends/Special Teams/Recruiting Coordinator
2000-02	Southern Mississippi	Special Teams/Recruiting Coordinator
2003	Kansas City Chiefs	Volunteer/Assistant Special Teams
2004-05	Kansas City Chiefs	Assistant Special Teams/Linebackers
2006-08	Minnesota Vikings	Offensive Assistant/Wide Receivers
2009-15	New England Patriots	Wide Receivers



# MATT PATRICIA

DEFENSIVE COORDINATOR

- ★ 18th Coaching Season
- ★ 12th NFL Season
- ★ 12th Patriots Season

SUPER BOWLS:

04 14

## COACHING

Matt Patricia enters his fourth season as defensive coordinator and 12th year coaching in the NFL after he was named defensive coordinator on May 10, 2012. He originally joined the Patriots in 2004 as a coaching assistant.

Patricia spent five seasons as the Patriots' linebackers coach and one season coaching the safeties. Since moving to coach the Patriots on defense in 2006, the team has finished in the top-10 in fewest points allowed in eight of his nine seasons with the defense. Patricia's 2014 defense finished in the top 10 in the NFL in points again en route to a victory in Super Bowl XLIX. Patricia has also helped the Patriots lead the NFL in turnover differential in 2012 (+25) and 2010 (+28) and finished first in the AFC in 2011 (+17). The plus-28 turnover differential in 2010 is tied with the 2011 San Francisco 49ers for the second highest single-season differential in the NFL since 1970.

Patricia joined the Patriots in 2004 as a coaching assistant and enjoyed immediate success, by helping coach the Patriots to a victory in Super Bowl XXXIX. The following season, Patricia aided Dante Scarnecchia as assistant offensive line coach in a season which the injury-riddled running back corps combined to rush for 1,388 yards on 395 carries.

Prior to joining the Patriots, Patricia spent six seasons in the college ranks. Immediately preceding his move to the NFL, he was an offensive graduate assistant at Syracuse for three seasons. Prior to joining the Orange, he spent two seasons (1999-2000) as the defensive line coach at Amherst College. Patricia worked as an aeronautical engineer for two years before returning to coaching at Amherst in 1999. Patricia's first coaching experience came in 1996, when he served as a graduate assistant at his alma mater, Rensselaer Polytechnic Institute.

## PLAYING

Patricia was a standout offensive lineman at R.P.I., playing both center and guard. He helped his senior class to an overall record of 31-8, and the Engineers won three ECAC Championships during his collegiate career.

## PERSONAL

Matt Patricia was born on Sept. 13, 1974, and was raised in Sherrill, N.Y. He attended Vernon-Verona-Sherrill Central School, where he lettered in football and wrestling. He earned his bachelor's degree in aeronautical engineering from R.P.I. and later earned a master's degree in education from the University of Massachusetts. Matt and his wife, Raina, have two sons, Dominic and Dante.

## PATRICIA'S COACHING CAPSULE

Years	Team	Position
1996	R.P.I.	Graduate Assistant
1999-00	Amherst	Defensive Line
2001-03	Syracuse	Graduate Assistant
2004	New England Patriots	Coaching Assistant
2005	New England Patriots	Assistant Offensive Line
2006-10	New England Patriots	Linebackers
2011	New England Patriots	Safeties
2012-15	New England Patriots	Defensive Coordinator





# RAY VENTRONE



- ★ 1st Coaching Season
- ★ 10th NFL Season
- ★ 5th Patriots Season

ASSISTANT SPECIAL TEAMS

FOOTBALL STAFF

## COACHING

Ray Ventrone was named assistant special teams coach during the offseason. Ventrone came to the Patriots after nine NFL seasons with four NFL teams, including parts of three seasons with New England. Ventrone most recently played for the San Francisco 49ers in 2014.

## PLAYING

Ventrone carved out a nine-year NFL career with four different teams, appearing in 97 games and totaling 13 career tackles and one forced fumble. Ventrone's notable play came on special teams, where he notched 57 career special teams tackles.

Ventrone was originally signed by the New England Patriots as an undrafted free agent out of Villanova in 2005 and spent his rookie season on the practice squad. In 2006, Ventrone suffered an injury during Patriots training camp and was placed on Injured Reserve and missed the entire season.

He began 2007 with the N.Y. Jets before being released and eventually made his NFL debut with the Patriots midseason, appearing in two regular-season games and two playoff contests, including his first special teams tackle in Super Bowl XLII vs. the N.Y. Giants. Ventrone returned to the Patriots in 2008 and appeared in 15 games, recording six special teams tackles. He also saw limited time at wide receiver.

Ventrone spent the next four seasons (2009-12) with

the Cleveland Browns, appearing in 56 games. He had his best season in 2010, when he recorded 10 tackles on defense.

In 2013, he signed with the San Francisco 49ers where he appeared in 24 regular-season games and three playoff contests over two seasons.

Ventrone appeared in 35 games at Villanova, earning first-team All-Atlantic 10 honors as well as being named to the Atlantic 10 All-Academic Team his junior year. He finished his Wildcat career with 251 tackles, two sacks, five forced fumbles, four fumble recoveries and 11 passes defended. As a junior, he started all 11 games while recording 93 tackles, one sack, two forced fumbles, two fumble recoveries and four passes defended. His sophomore season, he finished second on the team with 102 tackles to go along with two forced fumbles, two fumble recoveries and five passes defended. As a freshman, he registered 25 tackles, one interception and one pass defended.

## PERSONAL

Ray Ventrone was born Oct. 21, 1982, in Pittsburgh, Penn. He attended Chartiers Valley (Bridgeville, Penn.), where he was a three-time all conference performer and also set three high school records in track and field: long jump (22'6"), triple jump (45'1") and 100M (10.8). Ray's younger brother, Ross, also plays in the NFL for the Pittsburgh Steelers and was on the Patriots for parts of three seasons. Ray and his wife, Katie, have two daughters, Ava and Ella.

## VENTRONE'S COACHING CAPSULE

Years	Team	Position
2015	New England Patriots	Assistant Special Teams Coach

## COACHING ASSISTANTS



STEVE  
**BELICHICK**



- ★ 4th Coaching Season
- ★ 4th NFL Season
- ★ 4th Patriots Season

SUPER BOWLS:

14

COACHING ASSISTANT

Steve Belichick is in his fourth year as a coaching assistant with the New England Patriots. After playing four years of lacrosse at Rutgers, Belichick walked on to the football team as a long snapper to help in

preparations for a career in coaching. He was a three-year starter at linebacker, tight end and fullback as well as a long snapper at The Rivers School in Weston, Mass., before heading to Rutgers.

## BELICHICK'S COACHING CAPSULE

Years	Team	Position
2012-15	New England Patriots	Coaching Assistant



NICK  
**CALEY**



- ★ 11th Coaching Season
- ★ 1st NFL Season
- ★ 1st Patriots Season

COACHING ASSISTANT

Nick Caley enters his first season as a coaching assistant in 2015 after 10 years coaching in the college ranks. Caley enters the NFL having coached mainly on the defensive side of the ball at seven different schools, with a focus on the secondary. In addition to his coaching experience, Caley has earned his bachelor

of arts in communications from John Carroll (2006), a master of science, sport science and coaching from Akron (2008) and a master of education in educational leadership and policy studies from Iowa State (2011).

Nick is married to Grace and was born on Jan. 22, 1983, in Canton, Ohio.

## CALEY'S COACHING CAPSULE

Years	Team	Position
2005-06	John Carroll	Student Assistant
2006-07	Akron	Defensive Graduate Assistant
2008	Auburn	Defensive Administrative Assistant
2009-11	Iowa State	Defensive Graduate Assistant
2012	Eastern Illinois	Secondary
2013	Arkansas	Defensive Graduate Assistant
2014	Florida Atlantic	Assistant Coach/Secondary



# JERRY SCHUPLINSKI

COACHING ASSISTANT



★ 16th Coaching Season  
★ 3rd NFL Season  
★ 3rd Patriots Season

SUPER BOWLS

14

## PRONOUNCED shu-PLIN-skee

Jerry Schuplinski enters his third season as a coaching assistant after he was added to the New England Patriots coaching staff in 2013. Schuplinski entered the NFL after six seasons as the special teams coordinator and linebackers coach at Case Western Reserve. During his tenure at Case Western, he tutored 22 UAA-All-Conference selections. Schuplinski

graduated from John Carroll in 1999 and spent two seasons (2000-2001) as a graduate assistant working with running backs and special teams. After earning his Master's of Business Administration from John Carroll in 2001, he served as a head coach at Trinity High School in Garfield Heights, Ohio, from 2002-06.

Jerry and his wife, Megan, have three daughters, Macy, Bryn and Jaxi.

### SCHUPLINSKI'S COACHING CAPSULE

Years	Team	Position
2000-01	John Carroll	Running Backs/Special Teams
2002-06	Trinity High School (Ohio)	Head Coach
2007-12	Case Western Reserve	Linebackers/Special Teams
2013-15	New England Patriots	Coaching Assistant

## ALL-TIME COACHING RECORDS

(Listed chronologically)

Coach	Seasons	Years	Regular Season W-L-T	Win Pct.	Postseason W-L	Career W-L-T	Career Win Pct.
Lou Saban*	1.5	1960-61	7-12-0	.368	0-0	7-12-0	.368
Mike Holovak	7.5	1961-68	52-46-9	.528	1-1	53-47-9	.528
Clive Rush**	1.5	1969-70	5-16-0	.238	0-0	5-16-0	.238
John Mazur***	2.0	1970-72	9-21-0	.300	0-0	9-21-0	.300
Phil Bengtson	0.5	1972	1-4-0	.200	0-0	1-4-0	.200
Chuck Fairbanks	6.0	1973-78	46-39-0	.541	0-2	46-41-0	.529
Bullough-Erhardt#		1978	0-1-0	.000	0-0	0-1-0	.000
Ron Erhardt#	3.0	1979-81	21-27-0	.438	0-0	21-27-0	.438
Ron Meyer##	2.5	1982-84	18-15-0	.545	0-1	18-16-0	.529
Raymond Berry	5.5	1984-89	48-39-0	.552	3-2	51-41-0	.554
Rod Rust	1.0	1990	1-15-0	.063	0-0	1-15-0	.063
Dick MacPherson	2.0	1991-92	8-24-0	.250	0-0	8-24-0	.250
Bill Parcells	4.0	1993-96	32-32-0	.500	2-2	34-34-0	.500
Pete Carroll	3.0	1997-99	27-21-0	.563	1-2	28-23-0	.549
<b>Bill Belichick</b>	<b>15.0</b>	<b>2000-14</b>	<b>175-65-0</b>	<b>.729</b>	<b>21-8</b>	<b>196-73-0</b>	<b>.729</b>
<b>All-Time Totals</b>	<b>55.0</b>	<b>1960-2014</b>	<b>450-377-9</b>	<b>.544</b>	<b>28-18</b>	<b>478-395-9</b>	<b>.547</b>

\*Released after five games in 1961 \*\*Released after seven games in 1970 \*\*\*Released after nine games in 1972

#Ron Erhardt and Hank Bullough served as co-head coaches during Chuck Fairbanks' one-game suspension (12/18/78).

##Released after five games in 1984.

## POSTSEASON GAMES

Coach	Games	Years	W-L-T	Pct.
Mike Holovak	2	1963	1-1-0	.500
Chuck Fairbanks	2	1976, 1978	0-2-0	.000
Ron Meyer	1	1982	0-1-0	.000
Raymond Berry	5	1985, 1986	3-2-0	.600
Bill Parcells	4	1994, 1996	2-2-0	.500
Pete Carroll	3	1997, 1998	1-2-0	.333
<b>Bill Belichick</b>	<b>29</b>	<b>2001, 2003-07, 2009-14</b>	<b>21-8-0</b>	<b>.724</b>
<b>Postseason Totals</b>	<b>46</b>	<b>22 Years</b>	<b>28-18-0</b>	<b>.609</b>

## PRESEASON GAMES

Coach	Games	Years	W-L-T	Pct.
Lou Saban	9	1960-61	7-2-0	.778
Mike Holovak	32	1962-68	5-27-0	.156
Clive Rush	9	1969-70	2-7-0	.222
John Mazur	12	1971-72	3-9-0	.250
Chuck Fairbanks	34	1973-78	20-13-1	.603
Ron Erhardt	12	1979-81	7-5-0	.583
Ron Meyer	12	1982-84	3-9-0	.250
Raymond Berry	21	1985-89	10-11-0	.476
Rod Rust	4	1990	0-4-0	.000
Dick MacPherson	8	1991-92	2-6-0	.250
Bill Parcells	16	1993-96	8-8-0	.500
Pete Carroll	13	1997-99	7-6-0	.538
<b>Bill Belichick</b>	<b>61</b>	<b>2000-14</b>	<b>33-28-0</b>	<b>.541</b>
<b>Preseason Totals</b>	<b>243</b>	<b>1960-2014</b>	<b>107-135-1</b>	<b>.442</b>

## OPENING DAY GAMES

Coach	Games	Years	W-L-T	Pct.
Lou Saban	2	1960-61	0-2-0	.000
Mike Holovak	7	1962-68	3-4-0	.429
Clive Rush	2	1969-70	1-1-0	.500
John Mazur	2	1971-72	1-1-0	.500
Chuck Fairbanks	6	1973-78	2-4-0	.333
Ron Erhardt	3	1979-81	1-2-0	.333
Ron Meyer	3	1982-84	2-1-0	.667
Raymond Berry	5	1985-89	5-0-0	1.000
Rod Rust	1	1990	0-1-0	.000
Dick MacPherson	2	1991-92	1-1-0	.500
Bill Parcells	4	1993-96	1-3-0	.250
Pete Carroll	3	1997-99	2-1-0	.667
<b>Bill Belichick</b>	<b>15</b>	<b>2000-14</b>	<b>11-4-0</b>	<b>.733</b>
<b>Opening Day Totals</b>	<b>55</b>	<b>1960-2014</b>	<b>30-25-0</b>	<b>.545</b>



# ALL-TIME COACHING ROSTER

FOOTBALL STAFF

NAME	POSITION	TOTAL YEARS	YEARS OF SERVICE
Atkins, David	Offensive Backs	1	1993
Beatty, Bruce	Offensive Line	4	1969-72
<b>Belichick, Bill</b>	<b>Asst. Head Coach/Secondary</b>	<b>16</b>	<b>1996</b>
	<b>Head Coach</b>	<b>16</b>	<b>2000-15</b>
Bengtson, Phil	Head Coach (Interim)	1/16	1972
Berry, Raymond	Receivers	4	1978-81
	Head Coach	5.5	1984-89
Blackmon, Don	Staff Assistant	1	1988
	Linebackers	2	1989-90
Brittenham, Dean	Strength/Conditioning	3	1985-87
Brasher, Tommy	Linebackers	3	1982-84
Brune, Fred	Defensive Backfield	2	1962-63
Bryant, Cleve	Receivers	3	1982-83
Boudreau, Paul	Offensive Line	1	1997-98
<b>Boyer, Josh</b>	<b>Defensive Backs</b>	<b>3</b>	<b>2009-11</b>
	<b>Cornerbacks</b>	<b>4</b>	<b>2012-15</b>
Brown, Corwin	Defensive Backs	1	2010
Bullough, Hank	Defensive Line	7	1973-79
<b>Cabrera, Moses</b>	<b>Asst. Strength &amp; Conditioning</b>	<b>5</b>	<b>2011-15</b>
Campbell, Marion	Defensive Line	2	1962-63
Capers, Dom	Special Asst./Secondary	1	2008
Cappelletti, Gino	Special Teams	3	1979-81
Carroll, Pete	Head Coach	3	1997-99
Carthon, Maurice	Offensive Assistant	2	1994-95
	Running Backs	2	1996
Carr, Jim	Defensive Backfield	5	1985-89
Caruthers, LeBaron	Strength & Conditioning	3	1982-84
Casario, Nick	Wide Receivers	1	2007
Collier, Joe	Defensive Backfield	2	1960-61
	Defensive Coordinator	2	1991-92
Collier, Joel	Asst. Running Backs/WR	2	1991-92
	Asst. Secondary	1	2005
	Secondary	2	2006-07
Coury, Dick	Offensive Coordinator	2	1991-92
Crennel, Romeo	Defensive Line	4	1993-96
	Defensive Coordinator	1	2001
	Defensive Coordinator/DL	2	2002-03
	Defensive Coordinator	1	2004
	Special Teams/Tight Ends	5	1990
Crosby, Steve	<b>Wide Receivers</b>	<b>5</b>	<b>2002-06</b>
<b>Daboll, Brian</b>	<b>Offensive Coaching Assistant</b>	<b>1</b>	<b>2013</b>
	<b>Tight Ends</b>	<b>2</b>	<b>2014-15</b>
<b>Daly, Brendan</b>	<b>Defensive Assistant</b>	<b>1</b>	<b>2014</b>
	<b>Defensive Line</b>	<b>1</b>	<b>2015</b>
Davidson, Jeff	Tight Ends	1	1997
	Asst. Offensive Line	4	1998-01
	Asst. Offensive Line/TES	3	2002-04
Davis, Don Asst.	Strength & Conditioning	1	2007
<b>DeAngelis, Dave</b>	<b>Offensive Line</b>	<b>2</b>	<b>2014-15</b>
Deitch, Rolie	Defensive Linebackers	2	1975-76
Elias, Bill	Defensive Backfield	2	1969-70
Endicott, Steve	Receivers	2.5	1982-84
Erber, Lew	Offensive Coordinator/QBs	3	1982-84
Erhardt, Ron	Offensive Backfield	6	1973-78
	Head Coach	3	1979-81
Evans, Dick	Defensive Line	2	1971-72
Fairbanks, Chuck	Head Coach	3	1973-78
<b>Fears, Ivan</b>	<b>Wide Receivers</b>	<b>5</b>	<b>1991-92, 99-01</b>
	<b>Running Backs</b>	<b>14</b>	<b>2002-15</b>
Ferentz, Brian	Offensive Assistant	1	2010
	Tight Ends	1	2011
Fletcher, Tom	Defensive Backfield	2	1971-72
<b>Flores, Brian</b>	<b>Offensive Assistant/Special Teams</b>	<b>1</b>	<b>2010</b>
	<b>Safeties</b>	<b>4</b>	<b>2012-15</b>
Gerber, Norm	Inside Linebackers	2	1991-92
Godsey, George	Offensive Assistant	1	2011
	Tight Ends	2	2012-13
<b>Graham, Patrick</b>	<b>Defensive Assistant</b>	<b>1</b>	<b>2010</b>
	<b>Linebackers</b>	<b>3</b>	<b>2011, 14-15</b>
	<b>Defensive Line</b>	<b>2</b>	<b>2012-13</b>
Gibson, Claude	Defensive Backfield	1	1968
Grier, Bobby	Offensive Backfield	9	1981, 85-92
Groh, Al	Defensive Coordinator/LBs	4	1993-96
Hamilton, Ray	Asst. Defensive Line	5	1985-89
	Defensive Line	3	1997-99
Hoaglin, Mike	Offensive Line	3	1993-96
Holovac, Fred	Offensive Backfield	1.5	1960-61
	Head Coach	1.5	1961-68
Hufnagel, John	Quarterbacks	1	2003
Humeniuk, Rod	Asst. Head Coach/O-Line	5	1985-88
	Offensive Line	3	1990-92
Jackson, Harold	Receivers	5	1985-89
Johnson, Pepper	Assistant Linebackers	1	2000
	Inside Linebackers	3	2001-03
	Defensive Line	5	2004-11
	Linebackers	3	2012-13
<b>Judge, Joe</b>	<b>Assistant Special Teams</b>	<b>3</b>	<b>2012-14</b>
	<b>Special Teams</b>	<b>1</b>	<b>2015</b>
Jones, Stan	Defensive Line	2	1991-92
Kennan, Larry	Offensive Coordinator	1	1997
Khayat, Eddie	Defensive Line	5	1985-89
Kinard, Billy	Defensive Backfield	2	1973-74
Lantz, Rick	Linebackers	1	1981
Lindsey, Dale	Defensive Line	1	1990
Loud, Rommie	Linebackers	1	1966
Lynn, Ron	Defensive Backs	3	1997-99
MacPherson, Dick	Head Coach	2	1991-92
Mangini, Eric	Defensive Backs	5	2000-04
	Defensive Coordinator	1	2005
	Tight Ends	4	2005-08
Mangurian, Pete	<b>Quarterbacks</b>	<b>2</b>	<b>2004-05</b>
<b>McDaniels, Josh</b>	<b>Offensive Coordinator/QBs</b>	<b>7</b>	<b>2006-08, 2012-15</b>

NAME	POSITION	TOTAL YEARS	YEARS OF SERVICE
McLaughlin, Leon	Offensive Line	1	1977
Mazur, John	Offensive Backfield	1.5	1969-70
	Head Coach	2.5	1970-72
Melvin, Randy	Defensive Line	2	2000-01
Meyer, John	Linebackers	4	1969-72
Meyer, Ron	Head Coach	2.5	1982-84
Miller, Burnie	Special Teams	1	1972
Miller, Red	Offensive Line	6	1960-61, 73-76
Moore, Myrel	Outside Linebackers	2	1991-92
Mora, Jim	Defensive Coordinator	1	1982
Morris, Guy	Asst. Offensive Line	2	1988-89
Muir, Bill	Offensive Line	7	1992-94
<b>Nash, Harold</b>	<b>Asst. Strength &amp; Conditioning</b>	<b>5</b>	<b>2005-10</b>
	<b>Strength &amp; Conditioning</b>	<b>5</b>	<b>2011-15</b>
Nelsen, Bill	Quarterbacks	2	1973-74
Nelson, Steve	Linebackers	1	1990
O'Brien, Bill	Wide Receivers	1	2008
	Quarterbacks	2	2009-10
	Offensive Coordinator/QBs	1	2011
O'Brien, Scott	Special Teams	6	2009-14
<b>O'Rea, Chad</b>	<b>Receivers</b>	<b>7</b>	<b>2009-15</b>
Palmer, Chris	Wide Receivers	4	1993-96
Parcells, Bill	Linebackers	1	1980
	Head Coach	4	1993-96
Parker, Johnny	Strength/Conditioning	7	1993-99
Parilli, Babe	Quarterbacks	1	1981
<b>Patricia, Matt</b>	<b>Asst. Offensive Line</b>	<b>5</b>	<b>2006-10</b>
	<b>Linebackers</b>	<b>1</b>	<b>2011</b>
	<b>Safeties</b>	<b>4</b>	<b>2012-15</b>
	<b>Defensive Coordinator</b>	<b>1</b>	<b>1997</b>
Patterson, Andre	Defensive Assistant	1	1997
Paul, Markus	Asst. Strength & Conditioning	5	2000-04
Pees, Dean	Linebackers	2	2004-05
	Defensive Coordinator	2	2006-09
Pelini, Bo	Linebackers	3	1997-99
Perkins, Ray	Receivers	4	1974-77
	Offensive Coordinator	4	1993-96
Polonchek, John	QBs/Special Asst. to Coach	12	1975-80, 85-90
Pope, Mike	Running Backs	1	1994
	Tight Ends	2	1995-96
Rave, Jimmy	Offensive Coordinator/QBs	2	1990
Rebabin, Dick	Quarterbacks	2	2000-01
Reilly, Jack	Quarterbacks	2	1998-99
Richardson, Jesse	Defensive Line	5	1965-69
Ringo, Jim	Offensive Line	4	1978-81
Roach, Dick	Defensive Backs	1	1981
Rowan, Keith	Special Teams	1	1989
Rush, Clive	Head Coach	1.5	1969-70
Rust, Rod	Defensive Coordinator	1	1993-97
	Head Coach	1	1990
Rutigliano, Sam	Off. Backs/Receivers	3	1971-73
Ryan, Rob	Linebackers	1	2000
	Outside Linebackers	3	2001-03
Saban, Lou	Head Coach	1.5	1960-61
Scarnecchia, Dante	Special Teams/TES	1	1982-88
	Special Teams/TES	2	1991-92
	Special Assistant	2	1993-94
	Defensive Asst./LBs	2	1995-96
	Special Teams	2	1997-98
	Offensive Line	1	1999
	Asst. Head Coach/Off. Line	14	2000-13
Seely, Brad	Special Teams	10	1999-08
Shinnick, Don	Linebackers	9	1985-89
Shurmur, Fritz	Defensive Line	3	1978-81
Sidwell, Steve	Linebackers	3	1982-84
	Defensive Coordinator	3	1997-99
Simmons, Jerry	Strength/Conditioning	3	1988-90
Smith, Carl Asst.	Head Coach/QBs	1	1997
	Tight Ends	2	1998-99
Smith, Jerry	Defensive Line	2	1960-61
Spinney, Art	Offensive Line	4	1982-88
Steele, Les	Quarterbacks/Receivers	4	1985-88
Stoltz, Jerry	Receivers	4	1969-72
Sumner, Charlie	Linebackers/Secondary	6	1973-78
	Defensive Coordinator/DBs	1	1990
Sweatman, Mike	Special Teams	4	1993-96
Tasefi, Carl	Defensive Backs	1	1964
Trot, Bob	Defensive Backs	1	1993-95
Uyru, Dave	Asst. Special Teams/DL	2	1991-92
Valek, Jim	Special Teams	3	1973-75
<b>Ventrone, Ray</b>	<b>Assistant Special Teams</b>	<b>1</b>	<b>2015</b>
	<b>Tight Ends</b>	<b>1</b>	<b>2009</b>
Waldron, Shane	Defensive Assistant/DBs	3	1998-00
Walker, DeWayne	Defensive Backs	1	1977
Walters, Steve	Defensive Backs	3	1982-84
	Wide Receivers	3	1997-98
Weaver, Larry	Defensive Backfield	4	1973-76
Weber, Chuck	Defensive Line/Backfield	4	1964-67
Weis, Charlie	Tight Ends	2	1993-94
	Running Backs	1	1995
	Wide Receivers	1	1996
	Offensive Coordinator/RBs	1	2000
	Offensive Coordinator/RBs/QBs	2	2001
	Offensive Coordinator/QBs	1	2002
	Offensive Coordinator	2	2003-04
West, Charlie	Defensive Backs	2	1991-92
Wilson, Kirby	Running Backs	3	1997-99
Woicik, Mike	Strength and Conditioning	11	2000-10
Wood, Richard	Receivers	2	1989-90
Yewic, Tom	Offensive Backs/Sp Teams	3	1978-79
Zampese, Ernie	Offensive Coordinator	2	1996-98

The coaches listed above are the all-time, full-time position coaches only.



# NICK CASERIO



SUPER BOWLS:  
01 03 04 14

DIRECTOR OF PLAYER PERSONNEL

Nick Caserio was named director of player personnel on Feb. 21, 2008, after serving in a number of roles for the Patriots' personnel department and coaching staff. He enters his 15th season with the Patriots in 2015 and his 13th season in player personnel. In 2007, Caserio served as the Patriots' wide receivers coach following a three-year stint as the team's director of pro personnel (2004-06). Caserio is coming off a season as one of the architects of the Super Bowl XLIX champion New England Patriots, the first Super Bowl win in his current position.

In Caserio's 14 seasons with the club, the Patriots have qualified for the Super Bowl six times with four wins, captured 12 AFC East crowns and qualified for the playoffs in every year except in 2002 and 2008. Caserio has been instrumental in drafting, signing and developing players who have become cornerstones of one of the most successful NFL franchises of all time. In addition to his time in the player personnel department, Caserio returned to the field in 2007 to coach the wide receivers, a season in which the offense broke many NFL records en route to an undefeated regular season.

Caserio joined the Patriots in June of 2001 as a personnel assistant and celebrated the Patriots' first Super Bowl title that season. During that year, his role was expanded to include film breakdown and scouting report preparation for the offensive staff. He became an offensive coaching assistant on Bill Belichick's staff in February 2002, and returned to player personnel in 2003 as an area scout prior to becoming director of

pro personnel in 2004. In addition to his duties in the personnel department, Caserio handled press box responsibilities for the coaching staff on game days from 2003-06.

Caserio entered the coaching ranks as a graduate assistant at Saginaw Valley State University in 1999 and spent two seasons with the program. Following a brief time with Central Michigan as a graduate assistant in the spring of 2001, he joined the Patriots scouting department.

Caserio was a standout player at John Carroll University, starting at quarterback in each of his four seasons, as the team compiled a 33-7-2 record. He was a two-time captain and three-time All-Conference performer. In 1997, he helped to lead the Blue Streaks to a 10-2 record and the school's second appearance in the NCAA Division III Tournament, where it advanced to the national quarterfinals.

Caserio is a native of Lyndhurst, Ohio. He was college teammates with Patriots offensive coordinator Josh McDaniels, assistant director of pro scouting Dave Ziegler and coaching assistant Jerry Schuplinski at John Carroll. He earned his degree in finance from John Carroll and later earned his Master's of Business Administration from Saginaw Valley State. Caserio was a three-time Academic All-Conference selection at John Carroll. Nick and his wife, Kathleen, were married in June, 2009, and have two daughters, Whitley and Chatham.



# NANCY MEIER



SUPER BOWLS:  
01 03 04 14

DIRECTOR OF SCOUTING ADMINISTRATION

Nancy Meier is enjoying her 41st season with the Patriots and is the longest tenured full-time employee on staff. Meier joined the scouting department on Oct. 20, 1975, and has worked with nine different Patriots coaching staffs. She has been a part of each of the franchise's eight Super Bowl appearances and has been with the organization for 21 of the team's 22 playoff

seasons. In her current role, Meier's responsibilities include coordinating logistics for all of the Patriots scouts, free agent signings, draft choices and tryouts. She also serves as the team's liaison to the league for all personnel communication, including the daily reporting of all transactions on the waiver wire. The Meier family resides in Bridgewater, Mass.



# MONTI OSSENFORT



SUPER BOWLS:

03 14

DIRECTOR OF COLLEGE SCOUTING

Monti Ossenfort is in his 14th season in the NFL and his 11th year with the Patriots. He is in his second season as director of college scouting after three seasons as the assistant director of college scouting and three seasons as a national scout. Ossenfort returned to the Patriots in 2006 as an area scout after previously serving as a personnel assistant for the team in 2003. He gained his first personnel experience in 2002 as an intern in the Houston Texans' pro personnel department. After a season with the Patriots in 2003, Ossenfort returned to Houston as the Texans' pro and college

scouting assistant. In 2005, he served as a college scout for the Texans. His first NFL experience came as a training camp intern for the Minnesota Vikings in 2001. Ossenfort was a four-year letterman and a two-year starter at quarterback for the University of Minnesota-Morris. He graduated from Minnesota-Morris in 2000 with a degree in economics and management. Ossenfort later earned a master's degree in business administration and a master's degree in sports management from Ohio University. He is a native of Luverne, Minn. Ossenfort and his wife, Shannon, have two daughters, Emery Kailyn and Finley Betti.



# BRIAN SMITH



SUPER BOWLS:

01 03 04 14

COLLEGE SCOUTING COORDINATOR

Brian Smith is in his fourth season as college scouting coordinator after two seasons as the assistant director of college scouting. He spent six seasons as a pro scout for the Patriots and has served in a number of roles for the team since 2000. In 2006, he served as a special assignment scout for the Patriots. From 2004-05, Smith served as the Patriots' director of operations, handling the logistical coordination of the team's football operations, including team travel and

training camp operations, as well as various day-to-day logistical needs of players and staff. He originally joined the Patriots in 2000 and assisted the coaching staff for four seasons from 2000 through 2003. The Marathon, Fla., native is a Providence College graduate and also attended Davidson (N.C.) College, where he played football. He is a graduate of Phillips Academy in Andover, Mass., where he lettered in football. Brian and his wife, Carrie, were married in 2009. They have two children - a son, Thomas and a daughter, Delia.



# DUJUAN DANIELS



SUPER BOWLS:

14

NATIONAL SCOUT

DuJuan Daniels is in his 10th season with the Patriots personnel department. He joined the organization in 2006 as a scouting assistant and is in his third season as a national scout in 2015 after previously serving five seasons as an area scout. Prior to joining the Patriots, Daniels served as the offensive coordinator at Cathedral High School in Indianapolis, Ind. (2004-05) and was the wide receivers coach at Graceland University in Lamoni, Iowa (2003). Daniels was a four-year letterman at Boston College, where he was a wide receiver and

kick returner. The Indianapolis native went to four bowl games with the Eagles and was a two-time selection to the Big East All-Academic Team. He attended Bishop Chatard High School in Indianapolis, where he was a member of the Division 3A state championship football team in 1997 while earning Indiana's Mr. Football award. Daniels earned a bachelor's degree in communications and a master's degree in higher education administration from Boston College. DuJuan and his wife, Natalie, have a son, Kingston.



# JAMES LIIPFERT



SUPER BOWLS:

14

NATIONAL SCOUT

James Liipfert enters his seventh season with the Patriots and first as a national scout. He joined the Patriots organization in May 2009 as a scouting assistant and served as an area scout for five seasons from 2010-14. Liipfert came to the Patriots following his graduation from Georgia Tech, where he was a three-

year letterman as a linebacker and special teams player for the Yellow Jackets. He received his bachelor's degree in management in December 2008. Liipfert is a native of Marshallville, Ga., and graduated from Westfield High School, where he was a letterman in football, baseball, and basketball. James and his wife, Lacy, were married in June, 2014.



# MATT GROH



SUPER BOWLS:

14

AREA SCOUT

Matt Groh enters his fifth season with the Patriots and his third year as an area scout. He joined the organization in July 2011 as a scouting assistant and served in that role for two seasons. Groh was a quarterback at Princeton University, where he graduated

in 2003 with a psychology degree. He later earned a law degree from the University of Virginia in 2008. A native of Hingham, Mass., Groh graduated from Chaminade High School on Long Island. Groh and his wife, Courtney, were married in July 2012.



# TIM HEFFELFINGER



SUPER BOWLS:

14

AREA SCOUT

Tim Heffelfinger is enjoying his 18th season as an NFL scout and his 11th season as an area scout for the Patriots. He joined New England's personnel department prior to the 2005 season after a seven-year stint as an area scout for the New Orleans Saints (1998-2004). Heffelfinger entered the NFL scouting ranks in 1998 after spending two-and-a-half years as a graduate assistant coach at UCLA (1996-98), where he worked with the offensive line and tight ends. He also earned

a master's degree from the UCLA Graduate School of Education. He was a defensive tackle at Northwestern before his playing career was cut short by a back injury. He graduated from Northwestern in 1990 with a bachelor's degree in organizational studies and worked in the business sector as a sales representative for The Quaker Oats Company and Converse before returning to football. Tim and his wife, Amy, have two children, Kassidy and Ryan.





# JONATHAN HOWARD



SUPER BOWLS:

14

AREA SCOUT

Jonathan Howard is in his third season with the Patriots and his first as a scout. He joined the Patriots organization in May 2013 as a scouting assistant. Howard came to the Patriots from the University of Massachusetts where he spent the 2012 season as a volunteer defensive & recruiting assistant.

He played safety and linebacker at Washington

University in St. Louis, where he graduated in 2012 with a degree in economics & strategy and marketing. He earned his master's degree in sport management from the University of Massachusetts in August 2013.

A native of Cincinnati, Ohio, Howard graduated from St. Xavier High School where he was a member of the 2007 Division I state title team.



# FRANTZY JOURDAIN



SUPER BOWLS:

03 04 14

AREA SCOUT

Frantzy Jourdain enters his 13th season with the Patriots personnel department and his 11th year as an area scout. He was originally hired by the team in 2003 as a player personnel assistant. Jourdain joined the Patriots after spending the 2002 season as the secondary coach and co-special teams coordinator at Duquesne University, a season during which the Dukes

led Division I-AA in interceptions, scoring defense and fewest total yards allowed per game. He attended the University of Rhode Island (1993-97), where he was a three-year starter for the Rams at running back and strong safety. He also attended North Carolina Central University, where he coached running backs and worked on a master's degree in criminology from 1998-2000.



# PATRICK STEWART



SUPER BOWLS:

14

AREA SCOUT

Patrick Stewart is in his ninth season with the Patriots personnel department and his third as an area scout. In 2009, he spent the year as an area scout and was then a pro scout from 2010-12. He originally joined the organization in February 2007 as a scouting assistant. Stewart came to the Patriots after spending the 2006 season as the assistant director of football operations at Temple on head coach Al Golden's staff. Stewart spent the 2005 season as a graduate assistant coach at Western Carolina. Stewart spent 2000-04 at Ohio

State as a student manager for head coach Jim Tressell, assisting the coaching staff on the field during practice and games. During Stewart's tenure at Ohio State, the Buckeyes won the 2002 BCS National Championship and beat rival Michigan three times. Stewart was born Dec. 21, 1981, in Steubenville, Ohio, and attended Indian Creek High School, where he was a three-sport letterman in football, basketball and baseball. He earned a bachelor of arts degree in political science from Ohio State in June 2005. Patrick and his wife, Whitney, were married in June 2012.



# BRANDON YEARGAN



SUPER BOWLS:

14

AREA SCOUT

Brandon Yeargan enters his third season with the Patriots and his first as an area scout. He joined the Patriots organization in April 2013 as a scouting assistant. Yeargan came to New England after spending 2011 and 2012 at the University of North Carolina earning his master's in sport administration. In 2011, he worked for the football staff as a recruiting intern. In 2012, he served as a recruiting graduate assistant,

in addition to working with the offensive coaching staff in various roles.

Yeargan came to UNC following his graduation from Davidson College, where he was a three-year letterman as a linebacker. He received his bachelor's degree in sociology in May, 2011. Yeargan is a native of Charlotte, N.C., and graduated from Charlotte Christian School.



# FRANK ROSS



SCOUT

Frank Ross begins his second stint with the Patriots scouting department after previously spending two years as a scouting assistant from 2011-12. Ross spent the last two seasons at John Carroll University, his alma mater. After coaching the quarterbacks in 2013, Ross was promoted to special teams coordinator and running backs coach in 2014, aiding in a national top-5 finish.

While earning a bachelor's degree in marketing from John Carroll University, Ross was also a two-time captain and three-time All-Conference wide receiver. Ross holds receiving records for catches in a single game, season and career. Born and raised in Youngstown, Ohio, Ross graduated from Canfield High School in 2006 and was the quarterback of the 2005 state runner-up team.



LARRY  
COOK

SCOUTING CONSULTANT



SUPER BOWLS:  
01 03 04 14

Larry Cook is enjoying his 53rd year in football, including his 31st as a member of the Patriots personnel department. He is in his 10th season as a scouting consultant after a six-year stint as the director of college scouting followed by three seasons as a regional scout. In more than three decades with the Patriots, he has been an important contributor to the team's scouting department and has celebrated each of the Patriots' eight Super Bowl appearances. Cook originally joined the Patriots as a part-time West Coast pro personnel scout when Ron Meyer was named head coach in 1982. He joined the Patriots scouting department on a

full-time basis on Feb. 1, 1985, as a personnel scout on Dick Steinberg's staff. He began a 16-year coaching career in 1963 at Fountain Valley High School in California. In 1975, he joined the collegiate ranks when he accepted an assistant coaching position at Cal State Fullerton. After three years at Fullerton, he accepted his first professional assignment as an assistant with the Los Angeles Rams scouting department. He spent six seasons (1979-84) with the Rams before joining the Patriots scouting department. Cook was born Feb. 12, 1939, in Irvine, Calif. He and his wife, Nadine, have a daughter, Jacquelyn, two sons, Michael and Steven, and six grandchildren.



BOB  
QUINN

DIRECTOR OF PRO SCOUTING



SUPER BOWLS:  
01 03 04 14

Bob Quinn enters his 16th season in the Patriots personnel department and his fourth as the director of pro scouting after being named to the position in May 2012. Quinn served as the assistant director of pro personnel from 2009-2011. Quinn's responsibilities have included both college and pro scouting during his tenure with New England. Quinn was the Patriots' national scout in 2008 after spending four seasons as a regional scout (2004-07) and two seasons as a pro scout (2002-03). Quinn joined the team in 2000 as a

player personnel assistant. Prior to joining the Patriots, Quinn spent two seasons as a graduate assistant within the division of athletics at the University of Connecticut (1998-99). Quinn earned his master's degree in sports management from UConn in 2000. He completed his undergraduate studies at UConn in 1998. Quinn is a native of Norwood, Mass., and attended Norwood High School. Bob and his wife, Julie, have a son, Kyle, and a daughter, Grace.



DAVE  
ZIEGLER

ASSISTANT DIRECTOR OF PRO SCOUTING



SUPER BOWLS:  
14

Dave Ziegler enters his third season with the Patriots scouting department as the assistant director of pro scouting. He joined the Patriots after three seasons with the Denver Broncos, serving a variety of roles for the club in their scouting department. Before going to Denver, Ziegler was the special teams coordinator at Chaparral High School in Scottsdale, Ariz., where he also coached the running backs and tight ends. Previously,

Ziegler coached the wide receivers and special teams at Iona College in New Rochelle, N.Y. and at John Carroll University in University Heights, Ohio. A three-time all conference honoree as a wide receiver/punt returner/kick returner at John Carroll, Ziegler holds several Blue Streak records, including career yards, average and touchdowns. Ziegler was born Sept. 7, 1977, in Tallmadge, Ohio, and currently resides in Providence, R.I., with his wife, Carissa and son, Asher.



STEVE  
**CARGILE**



SUPER BOWLS:



PRO SCOUT

Steve Cargile is in his fifth season with the Patriots personnel department and his fourth as a pro scout. He joined the organization in February 2011 as a scouting assistant. Cargile also assisted with coaching special teams during the 2011 season. Prior to joining the Patriots, Cargile was an NFL safety with several different teams from 2004-09. He was originally signed by the Dallas Cowboys as a rookie free agent out of Columbia in 2004 and also had stints with Tampa Bay, Denver, Cleveland and the N.Y. Giants during his NFL career.

Cargile played wide receiver and safety during his time at Columbia, earning Second Team All-Ivy League honors in 2003 for his efforts on defense. He graduated in 2004 with a bachelor's degree in economics.

Born and raised in Cleveland, Ohio, Cargile attended St. Peter Chanel High School in Bedford, Ohio, where he lettered in football, basketball, baseball and track. He was a member of the 1999 Division 5 State semifinal football team and the 1999 Division 3 State champion basketball team.



RONNIE  
**McGILL**



SUPER BOWLS:



PRO SCOUT

Ronnie McGill is in his fourth season as a pro scout with the Patriots after two seasons as a scouting assistant. He originally joined the club in the summer of 2010 after spending the 2009 season with the Tennessee Titans as a seasonal intern in player personnel development.

The Clover, S.C., native became the first student athlete to enroll in the spring semester at the University of North Carolina at Chapel Hill in 2003 and eventually finished in the top-10 in school history in rushing yards and touchdowns. McGill's achievements garnered an invitation to the 2007 NFL Scouting Combine. He graduated from UNC in December 2007 with a degree in interpersonal communications.

McGill attended Clover High School where he was a three-sport letterman and was an All-State high jumper as a sophomore and an All-State running back as a senior. He was also named MVP of the 2002 South Carolina North-South All Star Game after setting an All-Star game record with 119 rushing yards and three touchdowns.

Following his playing career, McGill earned his first coaching assignment with his high school alma mater as a volunteer running backs coach and later as an assistant coach at South Pointe High School (S.C.). Ronnie and his wife, Brittany live in Attleboro, Mass.

## SCOUTING ASSISTANTS



**Dana Andrade**



**Ronald Miles**





# BERJ NAJARIAN



SUPER BOWLS:  
01 03 04 14

DIRECTOR OF FOOTBALL / HEAD COACH ADMIN.

Berj Najarian is in his 21st season in the NFL and his 16th season with the Patriots. He was named director of football/head coach administration in 2005 after five years as the Patriots' executive administrator to the head coach. He originally joined the Patriots on Feb. 4, 2000. In his current position, he is the point person for day-to-day operations of the team and acts as a liaison across football and non-football departments. Najarian manages several elements of head coach Bill Belichick's off-field agenda, including football and stadium operations, player and staff communication,

scheduling and personal requests. In addition, Najarian manages various special projects in coaching and player personnel. Entering the NFL in 1995, he joined the Patriots after five seasons in the public relations department of the New York Jets. A 1991 Boston University graduate, Najarian returned to New York after college to intern with the New York Knicks. Following his internship, he worked at The Rowland Company, a public relations firm in New York City. He is a native of Manhasset, N.Y. He and his wife, Regina, were married in 2000.



# ERNIE ADAMS



SUPER BOWLS:  
01 03 04 14

FOOTBALL RESEARCH DIRECTOR

Ernie Adams returned to the Patriots staff when he was appointed football research director by Bill Belichick on April 25, 2000. His responsibilities include researching special assignments for both the coaching staff and the personnel department. After coaching for four seasons at Northwestern (1972-75), Adams entered the NFL coaching ranks with the New England Patriots as the administrative assistant and assistant offensive coach on Chuck Fairbanks' staff in 1975. In addition to his on-field responsibilities, his duties included all aspects of football operations, including computer

analysis, statistical evaluations and film coordination. After four seasons with the Patriots, he accepted a position with the New York Giants in 1979. In 1982, he was promoted to director of pro personnel, a position he held for four seasons. In 1991, he joined Belichick's staff in Cleveland as an offensive assistant, a position he held for five seasons. Adams is an alumnus of Northwestern University and attended Phillips Academy in Andover, Mass. Adams and his wife, Christine, live in Massachusetts.



# MICHAEL LOMBARDI



SUPER BOWLS:

84 14

ASSISTANT TO THE COACHING STAFF

Michael Lombardi was named assistant to the coaching staff on Feb. 20, 2014. Lombardi brings 24 years of NFL experience as a front office executive. He joined the Patriots staff after serving as general manager for the Cleveland Browns in 2013.

Lombardi joined the NFL personnel ranks in 1984, spending three seasons (1984-86) in the personnel department of the San Francisco 49ers. He coordinated scouting reports and evaluated collegiate talent. During his tenure with San Francisco, the 49ers captured Super Bowl XIX following the 1984 season.

He then spent nine seasons (1987-95) with the Cleveland Browns as a scout, pro personnel director and director of player personnel. Lombardi was named the team's personnel director in 1989 and was promoted to director of player personnel in 1993. The Browns qualified for the playoffs three times during his tenure in Cleveland, including advancing to the AFC Championship game twice (1987 & 89).

Lombardi then spent two seasons with the Philadelphia Eagles (1997-98) in the personnel

department. He played an integral role in the 1998 draft, a draft that laid the foundation to qualify for the playoffs five consecutive years (2000-04), including four straight trips to the NFC Championship Game (2001-04).

He then joined the Oakland Raiders for eight seasons (1999-2007) in the player personnel department. During his tenure with the Raiders, Lombardi dealt with personnel decisions and contract negotiations. Oakland captured three straight AFC West titles (2000-02) and advanced to Super Bowl XXXVII while he was a member of the organization.

Outside of the front office, Lombardi has held multiple positions as a collegiate coach, analyst, reporter and writer throughout his career, including time as an analyst with the NFL Network and NFL.com from 2008-2012.

Lombardi was a three-year letterman (1979-81) as a defensive lineman at Hofstra University.

Michael and his wife, Millie, have two sons, Mick - a defensive assistant with the San Francisco 49ers, and Matthew - tight ends coach at the University of Louisville.



# KEVIN ANDERSON



SUPER BOWLS:

14

DIRECTOR OF PLAYER DEVELOPMENT

Kevin Anderson is in his 10th season in the Patriots football operations department and his fifth as the director of player development. His involvement in player development began in 2006, his first season with the Patriots. His main focus is to assist athletes with their transition into the NFL and provide support both during and following their careers. The core areas of his program are financial education, life skills, family

assistance and continuing education. Anderson's other duties include coordinating several logistical aspects of mini-camp, training camp and team travel.

Before joining the Patriots, Anderson earned a degree in sport marketing and management from Indiana University, where he also worked as a football operations assistant for the Hoosiers. While at Indiana, the Indianapolis native completed internships with the Indianapolis Colts and Houston Texans.



# MICHELLE MARTINI



SUPER BOWLS:  
14

ASSOCIATE DIRECTOR OF FOOTBALL OPERATIONS

Michelle Martini enters her fifth season with the Patriots organization and second as the associate director of football operations after three seasons as a football operations assistant. Working directly with head coach Bill Belichick, assistant coaches, department heads throughout the organization and players, Martini is responsible for several aspects of the team's operations. She coordinates all travel and operations for

home and road games, training camp logistics, stadium operations, other daily logistics and special projects. The Lexington, Mass. native graduated from Boston College with a degree in marketing. During her time at Boston College, she worked for the Eagles football program assisting the football operations and recruiting departments.



# JACK EASTERBY



SUPER BOWLS:  
14

TEAM CHAPLAIN

Jack Easterby enters his third season as the New England Patriots team chaplain. The Columbia, S.C., native graduated from Newberry College in 2005 where he captained the basketball and golf teams and was named Scholar Athlete of the Year by the school and the South Atlantic Conference as a senior. Easterby gained his first professional experience in 2005 with

the Jacksonville Jaguars as the assistant director of operations. He went on to become character coach for the University of South Carolina Athletic Department from 2006-11 and was team chaplain for the Kansas City Chiefs from 2011-12. He has also worked with the NBA, USA Basketball and the SEC on character initiatives. Easterby and his wife, Holly, have two daughters, Houston and Harriet.



# JIM WHALEN



SUPER BOWLS:  
03 04 14

HEAD ATHLETIC TRAINER

Jim Whalen returned to the New England Patriots in 2002 as the team's head athletic trainer. He supervises the evaluation and care of injuries and the treatment and rehabilitation of all players. He began his professional career as an assistant athletic trainer for the Patriots in 1992 and 1993. In 1994, he accepted a position as the assistant athletic trainer at the University of Miami, a position he held for three years. In 1997, he was named

the director of sports medicine at Kansas State. In 2000 and 2001, he served as the director of rehabilitation for the Tampa Bay Buccaneers. Whalen graduated from Bridgewater State College in 1993 with a degree in physical education and earned his master's degree in sports medicine from Miami in 1996. Jim and his wife, Rene, have three children, Courtney, Ryan and Jaclyn.



# JOE VAN ALLEN



SUPER BOWLS:  
01 03 04 14

ASST. ATHLETIC TRAINER & DIR. OF REHABILITATION

Joe Van Allen joined the New England Patriots training staff in the spring of 2001. He is responsible for the physical therapy and rehabilitation of injured players, while working closely with head athletic trainer Jim Whalen and strength and conditioning coach Harold Nash on all aspects of the club's training program. Prior to the Patriots, he served as the sports physical therapist at Virginia Polytechnic Institute and State University in Blacksburg, Va. He also held the title of director of

physical therapy at University Physical Therapy, an outpatient physical therapy practice in Blacksburg. He received his bachelor's degree at Millikin University before earning a master's of science in physical therapy at the University of Miami. In addition, he is a certified athletic trainer, certified strength and conditioning specialist, and a board certified sports clinical specialist. Joe and his wife, Jody, were married in 2000. He and his wife have a daughter, Emma and a son, Andrew.



# DAVE GRANITO



SUPER BOWLS:  
03 04 14

ASST. ATHLETIC TRAINER

Dave Granito is in his 14th season with the Patriots as an assistant athletic trainer. He joined the Patriots in 2002 and has also worked with the training staffs of the New York Giants and West Virginia University. Granito holds a bachelor's degree from Kean University in Union, N.J., and completed his master's degree at West

Virginia. He gained his first professional experience as an intern for the Giants in 1998, and went on to work as a graduate assistant athletic trainer at West Virginia. The Emerson, N.J., native completed another season as an intern with the Giants in 2001 before joining the Patriots. He and his wife, Melissa, were married in 2014.



# TED HARPER



SUPER BOWLS:  
14

SPORTS DIETITIAN

Ted Harper is in his fourth season as a registered and licensed sports dietitian/nutritionist with the New England Patriots. He joined the Patriots after working for a contracting company supporting Special Operations Command (SOCOM) by providing performance nutrition services. Before training special operations soldiers, he was strength training and nutritionally supporting Olympic speedskaters for the United States Olympic Speedskating Team in preparation for the 2010 Winter

Olympic Games and nutritionally assisting collegiate athletes at the University of Utah.

Harper earned a dual bachelor's degree from Purdue University in dietetics and nutrition, fitness and health. He also earned a dual master's degree from the University of Utah in exercise sport science and sports nutrition. He is a Board Certified Specialist in Sports Dietetics (CSSD).





# DAVID SCHOENFELD



SUPER BOWLS:  
14

HEAD EQUIPMENT MANAGER

David Schoenfeld is in his fourth season with the Patriots after being named assistant equipment manager in July 2012. Prior to joining the Patriots, Schoenfeld served as the head football equipment manager at Boston College from 2001-12. The Haverhill, Mass.,

native also served on the equipment staff at Syracuse after beginning his career as a student equipment manager while an undergraduate student. Schoenfeld and his wife, Gina, have three daughters, Celia, Gemma and Sylvie, and a son, Cal.



# BRENDEN MURPHY



SUPER BOWLS:  
14

EQUIPMENT ASSISTANT

Brenden Murphy is in his third season as a full-time equipment assistant and his eighth season associated with the Patriots. He began working with the team as a ball boy during training camp and on game days in 2008.

The Falmouth, Mass., native was born on Dec. 12, 1993, and graduated from Falmouth High School in 2012.



# ZACH STRUCK



SUPER BOWLS:  
14

EQUIPMENT ASSISTANT

Zach Struck is in his fourth season with the Patriots. Prior to joining the Patriots equipment staff, Struck completed internships with the Dallas Cowboys, Seattle Seahawks, Jacksonville Jaguars and Cleveland Browns.

Struck graduated from the University of Texas in

Austin in 2008 with a degree in sport management. During his time at Texas, he was a student manager for the football team that won the 2005 BCS National Championship. Struck currently resides in Raynham, Mass.



JIMMY  
DEE



SUPER BOWLS:  
01 03 04 14

VIDEO DIRECTOR

Jimmy Dee is in his 22nd season with the Patriots and the 19th as the team's video director. He was appointed to his current position on April 28, 1997. He oversees all video operations for the Patriots, which includes filming, dubbing and editing all game and practice footage. Dee has overseen the transition from non-linear video to digital video and is responsible for

keeping the team up-to-date in the ever-changing world of digital coaching video. His department is responsible for maintaining the digital network of coaching video used by coaches, players and scouts. He originally joined the Patriots on March 31, 1994, as the assistant video director. Jimmy and his wife, Karen, have two sons, James and Jonathan. The family resides in New Bedford, Mass.



FERNANDO  
NETO



SUPER BOWLS:  
01 03 04 14

ASST. VIDEO DIRECTOR

Fernando Neto is in his 19th year as the Patriots assistant video director under Jimmy Dee. His primary responsibilities include compiling and editing all game and practice tapes for coaches' analysis, cataloging NFL

game tapes and producing "cut-ups." In addition, he helps maintain the team's state-of-the-art digital video system used by the coaching staff, scouts and players.



JARED  
RITA



SUPER BOWLS:  
14

VIDEO ASSISTANT

After interning in 2007 and part of the 2008 season, Jared Rita was hired to a full-time position in 2009 as a video assistant for the Patriots. His main responsibilities include assisting in editing game and practice tapes

for use by the coaches, scouts and players. A resident of Dartmouth, Mass., Rita graduated from the New England Institute of Technology in Warwick, R.I., in 2009, where he received his bachelor's degree in digital recording arts.



TEDDY  
CIOPER



SUPER BOWLS:  
14

VIDEO ASSISTANT

Teddy Cioper has been with the Patriots since the 2010 season. His main responsibilities include filming and editing practice and helping the scouting department

with all NCAA film. A resident of New Bedford, Mass., Cioper graduated from Emerson College in 2008, where he received his bachelor of arts degree in TV/Video.



# ALL FOR THE PATS



OFFICIAL SOFT DRINK OF THE  
NEW ENGLAND PATRIOTS





# 2015 PLAYERS





# RYAN ALLEN



6

HT: 6-2 WT: 220  
Born: 2/28/1990 Exp. (NFL/Patriots): 3/3  
GP/GS (Playoffs): 48/0 (6/0) Acq: FA-13  
College: Louisiana Tech Hometown: Salem, Ore.  
SUPER BOWLS:

P U N T E R

14

## CAREER TRANSACTIONS

Ryan Allen was signed by the New England Patriots as a rookie free agent on May 3, 2013.

## SEASONAL REVIEWS

### 2015 (16/0, 1/0)

- ★ Punted three times for 126 yards in the playoff victory vs. Kansas City (1/16).
- ★ Punted seven times for 361 yards with two punts downed inside the 20-yard line at Miami (1/3).
- ★ Punted four times for 184 yards with two punts downed inside the 20-yard line at N.Y. Jets (12/27).
- ★ Punted four times for 182 yards in the win vs. Tennessee (12/20).
- ★ Punted six times for 264 yards with three punts downed inside the 20-yard line in the win at Houston (12/13).
- ★ Punted six times for 303 yards with one punt downed inside the 20-yard line and one punt blocked vs. Philadelphia (12/6).
- ★ Punted 10 times for 450 yards with five punts downed inside the 20-yard line at Denver (11/29).
- ★ Punted seven times for 288 yards with three punts downed inside the 20-yard line in the win vs. Buffalo (11/23).
- ★ Punted four times for 200 yards with one punt downed inside the 20-yard line in the win vs. the N.Y. Giants (11/15).
- ★ Punted two times for 69 yards (34.5 avg.) with one punt downed inside the 20-yard line in the win vs. Washington (11/8).
- ★ Punted six times for 264 yards (44.0 avg.) with four punts downed inside the 20-yard line in the win vs. Miami (10/29).
- ★ Punted three times for 134 yards (44.7 avg.), with all three punts downed inside the 20-yard line in the win vs. N.Y. Jets (10/25).
- ★ Punted five times for a season-high 239 yards (47.8 avg.), with two punts downed inside the 20-yard line in the win at Indianapolis (10/18).
- ★ Punted four times for 175 yards (43.8 avg.) with three punts downed inside the 20-yard line in the win at Dallas (10/11).
- ★ Managed holding responsibilities for field goal situations, as the Patriots did not punt in win vs. Jacksonville (9/27).

## ALLEN'S TEAM RECORDS

- ★ Allen is the Patriots all-time leader in punt average (minimum 50 punts) with a 46.0 career average
- ★ He set a Patriots rookie record in 2013 with a 39.9 net average yards per punt.

## EXTRA POINTS

- ★ Allen initially enrolled at Oregon State and competed for a spot as the team's punter with current St. Louis Rams punter Johnny Hekker, a competition that Hekker won. Initially discouraged, Allen believes that bump in the road helped him become a better punter and eventually win a job in the NFL.

"They [Oregon State] ended up choosing him [Johnny Hekker] at the end of the day. I took it rough and kind of hung my head. So he got the scholarship and as I got better, I thought I could definitely go play somewhere else. That's how I made the decision to transfer once that time came."

Allen transferred to Louisiana Tech and went on to become the best punter in the NCAA.

- ★ Named the Ray Guy Award winner, given to nation's top collegiate punter, in 2011 and 2012, to become the first player to claim the award in back-to-back seasons.

- ★ Punted one time for 54 yards and recorded one special teams tackle in the win at Buffalo (9/20).

- ★ Punted four times for 191 yards (47.8 avg.) with one downed inside the 20-yard line and tied a career high with a long of 67 yards in the win vs. Pittsburgh (9/10).

### 2014 (16/0, 3/0)

- ★ Played in all 16 regular-season games and punted 66 times for 3,060 yards (46.4 avg., 39.9 net avg.) with six touchbacks, 25 downed inside the opponent 20-yard line and a season long of 67.

- ★ Appeared in all three playoff games and compiled 12 punts for 493 yards (41.1 avg., 36.0 net avg.) with one touchback, three downed inside the opponent 20-yard line and a Super Bowl record 64-yard punt in the third quarter of Super Bowl XLIX vs. Seattle (2/1).

- ★ Also utilized as holder on extra points and field goals.

- ★ Maintained his status as the Patriots all-time leader in punt average (minimum 50 punts) with a 46.1 career average entering 2015.

- ★ Had his first career punt blocked in the season opener at Miami (9/7) that led to a Dolphins touchdown. Also booted two punts for 60-plus yards - a 62-yarder in the first quarter and a 63-yarder in the fourth quarter.

- ★ Had five punts for 223 yards (44.6 avg.) with one downed inside the 20-yard line and a career-long of 67 in the win vs. Denver (11/2).

- ★ Earned AFC Special Teams Player of the Week honors after punting five times for 247 yards (49.4 avg.) with four downed inside the 13-yard line and a long of 60

## HONORS & AWARDS

2014

AFC Special Teams Player of the Week (Week 14)

in the win at San Diego (12/7). Placed punts at the 13, 10, 11 and 10-yard lines on each of his first four punts, helping to limit San Diego's average drive start to their own 17-yard line for the game. Yielded two returns for seven yards.

### 2013 (16/0, 2/0)

★ Played in all 16 regular-season contests and finished the season with 76 punts for 3,491 yards (45.9 avg., 39.9 net avg.), with 12 touchbacks, 29 downed inside the 20-yard line and a season long of 65.

★ Appeared in both postseason games and punted four times for 202 yards (50.5 avg., 50.8 net avg.), with no touchbacks, three downed inside the 20-yard line and a long of 60.

★ Set a Patriots rookie record with a 39.9 net average.

★ Also utilized as holder on extra points and field goals.

★ Played in his first NFL game at Buffalo (9/8) and punted six times for 236 yards (39.3 avg.), pinning three inside the Bills 20-yard line.

★ Tied team records with 11 punts for 514 yards vs. N.Y. Jets (9/12), including four inside the Jets 20-yard line.

★ Became the Patriots all-time leader in punt average (minimum 50 punts) at Carolina (11/18) with one boot that pinned the Panthers inside their own 20-yard line.

★ Punted six times for 267 yards vs. Denver (11/24), including a high-arching punt in overtime that was muffed by the Broncos, recovered by the Patriots and led to the game-winning field goal in overtime.

★ Punted once for 55 yards in the Divisional Playoff vs. Indianapolis (1/14); left in the second quarter with a shoulder injury and did not return. Was replaced by Stephen Gostkowski.

★ Returned for the AFC Championship at Denver (1/19) and punted three times for a 49.0 average, landing all three inside the Broncos' 20-yard line.

## COLLEGE

★ Began his career at Oregon State in 2008 and 2009 where he redshirted in 2008 and did not see any action in 2009.

★ Transferred to Louisiana Tech and began playing in 2010.

★ Named the Ray Guy Award winner in 2011 and 2012 to become the first player to claim the award in back-to-back seasons.

★ Was a unanimous First Team All-American in 2012.

★ Finished his career averaging a school record 48.0 yards per punt with 20 punts inside the 20 and 21 punts over 50 yards.

★ Was named All-America by several publications in 2011, including receiving second team honors by the Walter Camp Football Foundation.

★ Also received first team All-WAC and All-Louisiana honors.

## PERSONAL

★ Born Feb. 28, 1990, in Salem, Ore.

★ Majored in business at Louisiana Tech.

★ Only played two years of football in high school, earning both letters as a punter and kicker at West Salem High School.

## RYAN ALLEN

Pos: P Ht: 6-2 Wt: 220 Year: 3rd Acq: FA-13 College: Louisiana Tech Born: 2/28/90

REGULAR SEASON		PUNTING								
Year	Team	G	No	Yds	Avg	Net	TB	In20	Lg	Blk
2013	Patriots	16	76	3,491	45.9	39.9	12	29	65	0
2014	Patriots	16	66	3,060	46.4	39.9	6	25	67	1
2015	Patriots	16	73	3,358	46.0	39.9	3	31	67	1
<b>Totals - 3 Years</b>		<b>48</b>	<b>215</b>	<b>9,909</b>	<b>46.1</b>	<b>39.9</b>	<b>21</b>	<b>85</b>	<b>67</b>	<b>2</b>


**Additional Statistics:** 2013 Special Teams Tackles - (1)

POSTSEASON		PUNTING								
Year	Team	G	No	Yds	Avg	Net	TB	In20	Lg	Blk
2013	Patriots	2	4	202	50.5	50.8	0	3	60	0
2014	Patriots	3	12	493	41.1	36.0	1	3	64	0
2015	Patriots	1	3	126	42.0	26.3	1	0	43	0
<b>Totals - 3 Years</b>		<b>6</b>	<b>19</b>	<b>821</b>	<b>43.2</b>	<b>37.6</b>	<b>2</b>	<b>6</b>	<b>64</b>	<b>0</b>

## ALLEN'S CAREER GAME-BY-GAME

2013	Opponent	No.	Yds	Avg	Net	TB	In	20	Lg	B	2014	Opponent	No.	Yds	Avg	Net	TB	In	20	Lg	B
09/08	at Buffalo	6	236	39.3	36.0	1	3	65	0		09/07	at Miami	5	241	48.2	36.2	0	2	63	1	
09/12	N.Y. Jets	11	514	46.7	42.5	2	4	60	0		09/14	at Minnesota	5	211	42.2	40.0	0	4	59	0	
09/22	Tampa Bay	3	128	42.7	38.7	0	1	47	0		09/21	Oakland	5	240	48.0	40.8	0	2	58	0	
09/29	at Atlanta	2	110	55.0	42.0	1	0	56	0		09/29	at Kansas City	6	293	48.8	45.0	1	2	59	0	
10/06	at Cincinnati	8	353	44.1	42.0	0	5	53	0		10/05	Cincinnati	3	121	40.3	40.3	0	0	46	0	
10/13	New Orleans	4	210	52.5	47.5	0	1	56	0		10/12	at Buffalo	4	186	46.5	39.4	1	0	54	0	
10/20	at N. Y. Jets	8	404	50.5	37.5	3	1	62	0		10/16	N.Y. Jets	5	232	46.4	44.8	0	2	55	0	
10/27	Miami	5	217	43.4	37.8	0	1	51	0		10/26	Chicago	1	46	46.0	36.0	0	0	46	0	
11/03	Pittsburgh	2	101	50.5	28.5	1	0	54	0		11/02	Denver	5	223	44.6	34.8	2	1	67	0	
11/18	at Carolina	1	34	34.0	34.0	0	1	34	0		11/16	at Indianapolis	1	59	59.0	39.0	1	0	59	0	
11/24	Denver	6	267	44.5	39.0	1	2	52	0		11/23	Detroit	5	238	47.6	46.6	0	1	66	0	
12/01	at Houston	3	132	44.0	35.3	1	1	51	0		11/30	at Green Bay	4	144	36.0	36.0	0	2	37	0	
12/08	Cleveland	5	200	40.0	40.2	0	3	53	0		12/07	at San Diego	5	247	49.4	44.0	1	4	60	0	
12/15	at Miami	3	146	48.7	45.7	0	1	57	0		12/14	Miami	3	142	47.3	48.0	0	2	58	0	
12/22	at Baltimore	7	334	47.7	39.7	1	4	60	0		12/21	at N.Y. Jets	5	263	52.6	45.6	0	2	58	0	
12/29	Buffalo	2	105	52.5	42.5	1	1	53	0		12/28	Buffalo	4	174	43.5	38.0	0	1	51	0	
<b>2013 Totals</b>		<b>76</b>	<b>3,491</b>	<b>45.9</b>	<b>39.9</b>	<b>12</b>	<b>29</b>	<b>65</b>	<b>0</b>		<b>2014 Totals</b>		<b>66</b>	<b>3,060</b>	<b>46.4</b>	<b>39.9</b>	<b>6</b>	<b>25</b>	<b>67</b>	<b>1</b>	
01/11	Indianapolis	1	55	55.0	56.0	0	0	55	0		01/10	Baltimore	5	189	37.8	32.8	0	1	49	0	
01/19	at Denver	3	147	49.0	49.0	0	3	60	0		01/18	Indianapolis	3	108	36.0	32.7	0	1	46	0	
<b>2013 Postseason</b>		<b>4</b>	<b>202</b>	<b>50.5</b>	<b>50.8</b>	<b>0</b>	<b>3</b>	<b>60</b>	<b>0</b>		02/01	Seattle	4	196	49.0	42.5	1	1	64	0	
											<b>2014 Postseason</b>		<b>12</b>	<b>493</b>	<b>41.1</b>	<b>36.0</b>	<b>1</b>	<b>3</b>	<b>64</b>	<b>0</b>	





# DANNY AMENDOLA



# 80

HT: 5-11 WT: 190  
Born: 11/2/1985 Exp. (NFL/Patriots): 7/3  
GP/GS (Playoffs): 84/34 (6/3) Acq: UFA (STL)-13  
College: Texas Tech Hometown: The Woodlands, Texas

SUPER BOWLS:

W I D E R E C E I V E R



**PRONOUNCED** am-men-DOLE-uh

## CAREER TRANSACTIONS

Danny Amendola was signed by the New England Patriots as an unrestricted free agent from St. Louis on March 14, 2013 ... Originally signed by Dallas as a rookie free agent (4/28/08) ... Released by Dallas (8/31/08) ... Signed by Dallas to the practice squad (9/3/08) ... Signed by Philadelphia to the practice squad (1/7/09) ... Released by Philadelphia (9/5/09) ... Signed by Philadelphia to the practice squad (9/6/09) ... Signed by St. Louis to the 53-man roster from the Philadelphia practice squad (9/22/09).

## CAREER HIGHLIGHTS

- ★ Connected with Tom Brady for a 1-yard touchdown in the back of the end zone vs. Jacksonville (9/27), marking the 400th touchdown pass of Brady's career.
- ★ Tied an NFL record (Reggie Wayne, 2007) with 12 first-half receptions vs. Washington (9/17/12) and tied the Rams single game receptions franchise record with 15 (Flipper Anderson - 1989 & Isaac Bruce - 1995).
- ★ Led the NFL in all-purpose yards (2,364) and finished third in the league with 29 receptions on third down in 2010.
- ★ Led the NFL in 2009 in kickoff returns (66), kickoff return yards (1,618) and total return yards (1,978), setting St. Louis franchise records in all three categories.

## SEASONAL REVIEWS

### 2015 (14/7, 1/1)

- ★ Caught two passes for 18 yards and returned one punt for 22 yards in the playoff victory vs. Kansas City (1/16).
- ★ Returned from injury and caught two passes for 17 yards at Miami (1/3).
- ★ Was inactive due to injury at N.Y. Jets (12/27).
- ★ Caught one pass for three yards and returned four punts for 36 yards before leaving the game with an injury late in the second quarter of the win vs. Tennessee (12/20).
- ★ Caught a team-leading six passes for 46 yards in the win at Houston (12/13).
- ★ Returned to action and caught seven passes for 62 yards and one touchdown. Amendola also threw his first career pass to Tom Brady for 36 yards in the third quarter vs. Philadelphia (12/6).
- ★ Was inactive due to a knee injury at Denver (11/29).
- ★ Started at wide receiver in the win vs. Buffalo (11/23). Amendola caught nine passes for 117 yards before leaving the game with a knee injury in the third quarter. The game marks his second 100-yard day of 2015 and the seventh of his career. Amendola also contributed on special teams, returning three punts on 34 yards.

## AMENDOLA'S REGULAR SEASON CAREER HIGHS

<b>Single-Game Highs:</b>	
<b>Receptions</b>	15 vs. Washington (9/16/12)
<b>Yards</b>	160 vs. Washington (9/16/12)
<b>Longest Reception</b>	57 vs. Pittsburgh (11/13/13)
<b>Receiving TDs</b>	1 11 Times. Most Recent: vs. Jacksonville (9/27/15)
<b>Rushing Attempts</b>	3 at Denver (11/28/10)
<b>Rushing Yards</b>	48 at Denver (11/28/10)
<b>Longest Rush</b>	30 at Denver (11/28/10)
<b>Kickoff Returns</b>	9 at Tennessee (12/13/09)
<b>Kickoff Return Long</b>	84 vs. San Francisco (12/26/10)
<b>Punt Returns</b>	5 vs. San Francisco (1/3/10) 5 at Chicago (12/6/09)
<b>Punt Return Yards</b>	82 at Arizona (12/5/10)
<b>Punt Return Long</b>	56 vs. San Francisco (1/3/10)
<b>Return Yards</b>	217 at Tennessee (12/13/09)

- ★ Caught a season-high 10 passes for 79 yards at N.Y. Giants (11/15). Thirty-two of his 79 yards came on the Patriots final game-winning drive, including a 12-yard catch on fourth-and-10 that kept the Patriots hopes alive. Amendola also returned four kickoffs for 71 yards and two punt returns for 84 yards, including an 82-yard punt return in the third quarter that led to a Patriot touchdown a few plays later. His 82-yard return marks the longest of his career, the fifth-longest of all-time by a Patriot and the third-longest this season.
- ★ Started at wide receiver in the win vs. Washington (11/8). Caught four passes for 24 yards and rushed one time for eight yards. Also contributed on special teams returning one kickoff for 18 yards and one punt for no gain.
- ★ Started at wide receiver and caught one pass for 11 yards. Also contributed in special teams returning one punt for no gain in the win vs. Miami (10/29).
- ★ Started at wide receiver and caught nine passes for 86 yards, including a diving 8-yard touchdown catch that allowed the Patriots to take back the lead in the fourth quarter of the win vs. N.Y. Jets (10/25). Amendola also returned one punt for 11 yards and three kickoffs for 83 yards, including a 29-yard kickoff return.
- ★ Had his sixth career 100-yard day and his fourth with the Patriots after catching seven passes for 105 yards in the win at Indianapolis (10/18).
- ★ Caught two passes for six yards and returned four punts for 52 yards, including a 25-yard return in the first quarter that put the Patriots in Cowboys territory in the win at Dallas (10/11).
- ★ Starter at wide receiver for the third week in a row vs. Jacksonville 9/27. Caught five passes for 39 yards and a touchdown. His scoring catch marked the 400th touchdown pass of Tom Brady's career. Also contributed on special teams, returning two punts for 18 yards, including one fair catch.
- ★ Caught one pass for 29 yards. Also returned three

punts for 39 yards (13.0 avg.) in win at Buffalo (9/20). His 28-yard punt return to the Buffalo 27-yard line set up a Dion Lewis touchdown two plays later. His 29-yard reception was a diving catch into the sun that set up a Patriots field goal late in the game.

★ Caught two passes for 24 yards in the win vs. Pittsburgh (9/10).

## 2014 (16/4, 3/1)

★ Played in all 16 regular-season games with four starts and caught 27 passes for 200 yards and one touchdown. Also returned 16 punts for 132 yards (8.3 avg.) and emerged as the team's top kick returner with 20 kickoff returns for 482 yards (24.1 avg.) and a season long of 81.

★ Appeared in all three playoff games with one start and compiled 11 receptions for 137 yards and three touchdowns. Also returned nine kickoffs for 213 yards (23.7 avg.) and rushed once for minus-two yards.

★ Failed to record a catch in the win at Minnesota (9/14), ending his streak at 48 straight regular-season games with at least one reception, dating back to Nov. 15, 2009, vs. New Orleans.

★ Recorded the game-winning score on a 19-yard touchdown reception in the fourth quarter of the win vs. N.Y. Jets (10/16), his first touchdown of the season. Also returned his first kickoff as a Patriot for 27 yards in the first quarter, finishing with four returns for 105 yards.

★ Returned a kickoff 81 yards in the win vs. Detroit (11/23), leading to a Patriots touchdown. The kickoff return was the second-longest of his career and the longest by a Patriot in 2014.

★ Started at wide receiver in place of an injured Julian Edelman and led the team with a season-high eight catches for 63 yards in the win at N.Y. Jets (12/21). Also returned three punts for a season-high 63 yards.

★ Started at wide receiver in the AFC Divisional win vs. Baltimore (1/10), finishing with five catches for a career playoff-high 81 yards receiving and two touchdowns. It marked his first career game (regular and postseason) with two receiving touchdowns, and his 15-yard touchdown reception from Tom Brady in the second quarter was his first career postseason touchdown. He added his second score on a 51-yard reception from Julian Edelman on a double pass in the third quarter. Also returned five kickoffs for 125 yards.

★ Posted five receptions for 48 yards and a fourth-quarter 4-yard touchdown and added two kickoff returns for 44 yards in the Super Bowl XLIX win vs. Seattle (2/1).

## 2013 (12/6, 2/0)

★ Played in 12 regular-season games with six starts and caught 54 passes for 633 yards and two touchdowns. Also rushed once for one yard and returned one punt for 13 yards.

★ Appeared in both postseason contests including one start in the AFC Championship at Denver (1/19), and caught three passes for 77 yards.

★ Posted two 10-reception games and three 100-yard receiving performances:

- Week 1 at Buffalo (10 receptions, 104 yards)
- Week 9 vs. Pittsburgh (122 yards)
- Week 15 at Miami (10, receptions, 131 yards)

★ Started his first game as a Patriot at Buffalo (9/8) and caught 10 passes for 104 yards. Seven of Amendola's

## MOST RECEPTIONS IN 1ST HALF NFL HISTORY

PLAYER	OPPONENT	DATE	REC.	YDS.	TD
Danny Amendola	vs. Washington	9/16/12	12	133	1
Reggie Wayne	vs. Tennessee	12/30/07	12	87	0
Tim Brown	vs. Jacksonville	12/21/97	11	131	0
Dallas Clark	vs. Houston	11/8/09	11	86	0
Terry Glenn	at Cleveland	10/3/99	11	145	0

receptions were third-down conversions.

★ Was inactive vs. N.Y. Jets (9/12), vs. Tampa Bay (9/22), at Atlanta (9/29) and at N.Y. Jets (10/20) due to injury.

★ Returned after missing three games due to injury at Cincinnati (10/6) and caught four passes for 55 yards.

★ Caught four passes for 122 yards vs. Pittsburgh (11/3) and his first touchdown as a Patriot. His 57-yard catch and run in the second quarter was a career-long reception.

★ Caught four passes for 36 yards and the game-winning touchdown vs. Cleveland (12/8) with :31 left as part of a dramatic Patriots comeback win. New England scored two touchdowns in the final 61 seconds to overcome a 12-point deficit for the victory.

★ Matched a season-high in receptions (10) and set a season high in receiving yards (131) at Miami (12/15).

## 2012 (11/8 – St. Louis)

★ Played in 11 games with eight starts and led the team in receptions, finishing with 63 catches for 666 yards and three touchdowns.

★ Returned 17 punts for 122 yards and returned two kicks for 16 yards.

★ Missed five games due to injury.

★ Recorded career-highs with 15 catches for 160 yards and one touchdown vs. Washington (9/17), tying the franchise single-game receptions record and tying an NFL record with 12 first half receptions (Reggie Wayne).

★ Registered six catches for 55 yards and a touchdown vs. Seattle (9/30), including a touchdown catch on a pass from punter Johnny Hekker on a fake field goal play.

★ Posted his second 10-catch, 100-yard receiving game at San Francisco (11/11) with 11 catches for 102 yards, with eight of the catches going for first downs.

★ Scored his third touchdown of the season vs. Minnesota (12/16).

## 2011 (1/1 – St. Louis)

★ Played and started in one game, posting five receptions for 45 yards in the season opener vs. Philadelphia (9/11) before suffering an elbow injury in the fourth quarter and eventually being placed on injured reserve (10/10).

## 2010 (16/6 – St. Louis)

★ Played in all 16 games, starting six and led the team with 85 receptions for 689 yards and three touchdowns.

★ Returned 40 punts for 452 yards for an 11.3-yard average and returned 50 kickoffs for 1,142 yards.

★ Led the NFL in all-purpose yards (2,364) and finished third in the league with 29 receptions on third down.

★ Recorded a then career-high 12 receptions for 95 yards at Detroit (10/10).

★ Scored touchdowns in three straight games: at Tampa

Bay (10/24), vs. Carolina (10/31) and at San Francisco (11/14).

★ Accumulated 89 yards from scrimmage, with four catches for 41 yards and three rushes for 48 yards, including a career-high 30-yard run at Denver (11/28).

★ Set a career-high with an 84-yard kickoff return vs. San Francisco (12/26) that led to a Rams field goal.

#### 2009 (14/2 – St. Louis)

★ Went to training camp with Philadelphia and began the season on the Eagles' practice squad before being signed by St. Louis from the Philadelphia practice squad on Sept. 22.

★ Played in 14 games with two starts and led the NFL in kickoff returns (66), kickoff return yards (1,618) and total return yards (1,978), setting franchise records in all three categories.

★ Finished the season with 43 receptions for 326 yards and one touchdown, returned 31 punts for 360 yards and returned 66 kicks for 1,618 yards.

★ Posted five kickoff returns of at least 40 yards.

★ Recorded a season-high 61 yards on four receptions vs. Arizona (11/22).

★ Tallied a season-high seven receptions for 55 yards vs. Seattle (11/29).

★ Scored his first career touchdown vs. Houston (12/20).

★ Recorded a career-long 56-yard punt return vs. San Francisco (1/3).

squad after joining the team as a rookie free agent before being signed to the Philadelphia practice squad (1/7) for the postseason.

#### COLLEGE

★ Posted 198 career catches at Texas Tech, the fifth-most in school history.

★ Named to the All-Big 12 second-team after registering 103 catches for 1,177 yards and five touchdowns as a senior in 2007.

★ Earned Big 12 honorable mention honors as a junior, with a 9.2-yard punt return average and 487 receiving yards.

★ Recorded 24 catches for 395 yards and three touchdowns as a sophomore.

★ Posted the highest punt return average for a Texas Tech freshman (29 returns for 371 yards, 12.8 average) since 1985 and was the only true freshman to play for Texas Tech in 2004.

#### PERSONAL

★ Named first-team all-state as a senior after finishing with 60 catches for 864 yards and nine touchdowns; also played safety at The Woodlands High School (Texas).

★ Earned all-state honors in baseball as a second baseman.

★ Brother, Matt, played safety at Baylor.

#### 2008 (0/0 – Dallas/Philadelphia)

★ Spent the entire regular season on the Dallas practice

DANNY AMENDOLA																							
Pos: WR Ht: 5-11 Wt: 190 lbs Year: 7th Acq: UFA (STL)-13 College: Texas Tech Born: 11/2/85																							
REGULAR SEASON			RECEIVING					RUSHING					KICK RETURNS					PUNT RETURNS					
Year	Team	G/S	No	Yds	Avg	Lg	TD	No	Yds	Avg	Lg	TD	No	Yds	Avg	Lg	TD	No	FC	Yds	Avg	Lg	TD
2008	Cowboys							Practice Squad															
2008	Eagles							Practice Squad															
2009	Rams	14/2	43	326	7.6	25	1	3	-2	-0.7	8	0	66	1618	24.5	58	0	31	11	360	11.6	56	0
2010	Rams	16/6	85	689	8.1	36	3	7	81	11.6	30	0	50	1142	22.8	84	0	40	18	452	11.3	42	0
2011	Rams	1/1	5	45	9.0	18	0	0	0	0.0	0	0	0	0	0.0	0	0	1	0	0	0.0	0	0
2012	Rams	11/8	63	666	10.6	56	3	2	8	4.0	6	0	2	16	8.0	12	0	17	10	122	7.2	22	0
2013	Patriots	12/6	54	633	11.7	57	2	1	1	1.0	1	0	0	0	0.0	0	0	1	0	13	13.0	13	0
2014	Patriots	16/4	27	200	7.4	21	1	0	0	0.0	0	0	20	482	24.1	81	0	16	5	132	8.3	39	0
2015	Patriots	14/7	65	648	10.0	41	3	2	11	5.5	8	0	8	172	21.5	29	0	23	11	276	12.0	82	0
Totals – 7 Years		84/34	342	3,207	9.4	57	13	15	99	6.6	30	0	146	3,430	23.5	84	0	129	55	1,355	10.5	82	0
Additional Statistics: Completed one pass to Tom Brady for 36 yards (12/6/15 vs. Philadelphia).																							
POSTSEASON			RECEIVING					RUSHING					KICK RETURNS					PUNT RETURNS					
Year	Team	G/S	No	Yds	Avg	Lg	TD	No	Yds	Avg	Lg	TD	No	Yds	Avg	Lg	TD	No	FC	Yds	Avg	Lg	TD
2013	Patriots	2/1	3	77	25.7	53	0	0	0	0.0	0	0	0	0	0.0	0	0	0	0	0	0.0	0	0
2014	Patriots	3/1	11	137	12.5	51	3	1	-2	-2.0	-2	0	9	213	23.7	30	0	0	2	0	0.0	0	0
2015	Patriots	1/1	2	18	9.0	16	0	0	0	0.0	0	0	0	0	0.0	0	0	1	1	22	22.0	22	0
Totals – 3 Years		6/3	16	232	14.5	53	3	1	-2	-2.0	-2	0	9	213	23.7	30	0	1	3	22	22.0	22	0

## AMENDOLA'S CAREER GAME-BY-GAME

Receiving								Rushing					Kick Returns					Punt Returns						
2009	Opponent	P/S	No	Yds	Avg	Lg	TD	No	Yds	Avg	Lg	TD	No	Yds	Avg	Lg	TD	No	FC	Yds	Avg	Lg	TD	
09/13	at Seattle		Signed by St. Louis 9/22					-	-	-	-	-	-	8	187	23.4	42	0	2	1	23	11.5	14	0
09/20	at Washington		Signed by St. Louis 9/22					-	-	-	-	-	-	4	82	20.5	27	0	2	1	9	4.5	6	0
09/27	Green Bay	p	-	-	-	-	-	-	-	-	-	-	-	6	135	22.5	30	0	1	1	6	6.0	6	0
10/04	at San Francisco	p	1	8	8.0	8	0	-	-	-	-	-	-	4	125	31.3	58	0	1	1	11	11.0	11	0
10/11	Minnesota	p	5	43	8.6	14	0	-	-	-	-	-	-	7	176	25.1	38	0	2	2	16	8.0	10	0
10/18	at Jacksonville	p	3	25	8.3	13	0	-	-	-	-	-	-	2	40	20.0	23	0	3	1	28	9.3	12	0
10/25	Indianapolis	p	5	39	7.8	14	0	-	-	-	-	-	-	3	64	21.3	30	0	1	0	10	10.0	10	0
11/01	at Detroit	p	1	13	13.0	13	0	1	0	0.0	0	0	2	91	30.3	40	0	2	0	19	9.5	12	0	
11/15	New Orleans	p	-	-	-	-	-	-	-	-	-	-	-	2	51	25.5	29	0	2	0	8	4.0	8	0
11/22	Arizona	p	4	61	15.3	25	0	-	-	-	-	-	-	4	108	27.0	43	0	5	0	60	12.0	30	0
11/29	Seattle	S	7	55	7.9	11	0	-	-	-	-	-	-	9	217	24.1	30	0	1	0	6	6.0	6	0
12/06	at Chicago	p	1	0	0.0	0	0	1	8	8.0	8	0	4	108	27.0	43	0	5	0	60	12.0	30	0	
12/13	at Tennessee	p	5	19	3.8	8	0	1	-10	-10.0	-10	0	9	217	24.1	30	0	1	0	6	6.0	6	0	
12/20	Houston	p	2	7	3.5	5	1	-	-	-	-	-	5	159	31.8	55	0	1	0	12	12.0	12	0	
12/27	at Arizona	p	6	38	6.3	12	0	-	-	-	-	-	4	72	18.0	25	0	3	2	79	26.3	34	0	
01/03	San Francisco	S	3	18	6.0	9	0	-	-	-	-	-	5	111	22.2	24	0	5	1	73	14.6	56	0	
2009 Totals			14/2	43	326	7.6	25	1	3	-2	-0.7	8	0	66	1,618	24.5	58	0	31	11	360	11.9	56	0

Receiving								Rushing					Kick Returns					Punt Returns						
2010	Opponent	P/S	No	Yds	Avg	Lg	TD	No	Yds	Avg	Lg	TD	No	Yds	Avg	Lg	TD	No	FC	Yds	Avg	Lg	TD	
09/12	Arizona	S	6	67	11.2	36	0	-	-	-	-	-	1	22	22.0	22	0	3	1	28	16.0	17	0	
09/19	at Oakland	S	4	39	9.8	16	0	-	-	-	-	-	-	-	-	-	-	1	1	0	5.2	0	0	
09/26	Washington	p	6	56	9.3	18	0	-	-	-	-	-	-	-	-	-	-	2	1	21	4.0	21	0	
10/03	Seattle	p	5	46	9.2	14	0	-	-	-	-	-	-	-	-	-	-	4	2	19	6.6	9	0	
10/10	at Detroit	S	12	95	7.9	18	0	-	-	-	-	-	-	-	-	-	-	2	0	37	17.5	24	0	
10/17	San Diego	p	3	19	6.3	11	0	-	-	-	-	-	2	46	23.0	24	0	4	0	72	27.5	42	0	
10/24	at Tampa Bay	p	3	29	9.7	18	1	1	21	21.0	21	0	6	138	23.0	36	0	2	1	18	11.0	14	0	
10/31	Carolina	p	6	28	4.7	9	1	-	-	-	-	-	2	45	22.5	23	0	3	1	13	0.0	6	0	
11/14	at San Francisco	S	7	51	7.3	25	1	2	12	6.0	10	0	5	76	15.2	25	0	2	2	22	4.3	12	0	
11/21	Atlanta	S	8	63	7.9	18	0	-	-	-	-	-	7	127	18.1	24	0	3	0	43	11.5	33	0	
11/28	at Denver	p	4	41	10.3	17	0	3	48	16.0	30	0	3	87	29.0	39	0	3	0	19	0.0	10	0	
12/05	at Arizona	p	1	17	17.0	17	0	1	0	0.0	0	0	3	78	26.0	32	0	3	2	82	2.8	39	0	
12/12	at New Orleans	p	3	16	5.3	10	0	-	-	-	-	-	6	134	22.3	28	0	1	0	10	0.0	10	0	
12/19	Kansas City	p	7	60	8.6	25	0	-	-	-	-	-	6	149	24.8	30	0	3	1	48	10.3	42	0	
12/26	San Francisco	S	8	53	6.6	10	0	-	-	-	-	-	5	177	35.4	84	0	3	2	11	5.6	9	0	
01/02	at Seattle	p	2	9	4.5	6	0	-	-	-	-	-	4	63	15.8	19	0	1	4	9	9.0	19	0	
2010 Totals			16/6	85	689	8.1	36	3	7	81	11.6	30	0	50	1,142	22.8	84	0	40	18	452	11.3	42	0

Receiving								Rushing					Kick Returns					Punt Returns						
2011	Opponent	P/S	No	Yds	Avg	Lg	TD	No	Yds	Avg	Lg	TD	No	Yds	Avg	Lg	TD	No	FC	Yds	Avg	Lg	TD	
09/11	Philadelphia	S	5	45	9.0	18	0	-	-	-	-	-	-	-	-	-	-	0	1	0	0.0	0	0	
09/19	at N.Y. Giants		Inactive					-	-	-	-	-	-	-	-	-	-	-	-	-	-	-	-	
09/25	Baltimore		Inactive					-	-	-	-	-	-	-	-	-	-	-	-	-	-	-	-	
10/02	Washington		Inactive					-	-	-	-	-	-	-	-	-	-	-	-	-	-	-	-	
10/16	at Green Bay		Placed on I.R. 10/10/11					-	-	-	-	-	-	-	-	-	-	-	-	-	-	-	-	
2011 Totals			1/1	5	45	9.0	18	0	0	0.0	0	0	0	0	0.0	0	0	0	0	1	0	0.0	0	0

Receiving								Rushing					Kick Returns					Punt Returns						
2012	Opponent	P/S	No	Yds	Avg	Lg	TD	No	Yds	Avg	Lg	TD	No	Yds	Avg	Lg	TD	No	FC	Yds	Avg	Lg	TD	
09/09	at Detroit	S	5	70	14.0	17	0	1	2	2.0	2	0	-	-	-	-	-	1	2	6	6.0	6	0	
09/16	Washington	S	15	160	10.7	56	1	-	-	-	-	-	-	-	-	-	-	4	1	29	7.3	22	0	
09/23	at Chicago	S	5	66	13.2	30	0	-	-	-	-	-	-	-	-	-	-	2	1	20	10.0	17	0	
09/30	Seattle	S	6	55	9.2	15	1	1	6	6.0	6	0	1	12	12.0	12	0	1	0	18	18.0	18	0	
10/04	Arizona	p	1	44	4.8	44	0	-	-	-	-	-	-	-	-	-	-	1	1	14	14.0	14	0	
10/14	at Miami		Inactive					-	-	-	-	-	-	-	-	-	-	-	-	-	-	-	-	
10/21	Green Bay		Inactive					-	-	-	-	-	-	-	-	-	-	-	-	-	-	-	-	
10/28	New England		Inactive					-	-	-	-	-	-	-	-	-	-	-	-	-	-	-	-	
11/11	at San Francisco	S	11	102	9.3	16	1	-	-	-	-	-	1	4	4.0	4	0	3	1	14	4.7	6	0	
11/18	N.Y. Jets	S	7	41	5.9	10	0	-	-	-	-	-	-	-	-	-	-	0	1	0	0.0	0	0	
11/25	at Arizona	p	1	38	38.0	38	0	-	-	-	-	-	-	-	-	-	-	-	-	-	-	-	-	
12/02	San Francisco		Inactive					-	-	-	-	-	-	-	-	-	-	-	-	-	-	-	-	
12/09	at Buffalo		Inactive					-	-	-	-	-	-	-	-	-	-	-	-	-	-	-	-	
12/16	Minnesota	S	6	58	9.7	26	1	-	-	-	-	-	-	-	-	-	-	3	1	13	13.0	13	0	
12/23	at Tampa Bay	S	2	5	2.5	8	0	-	-	-	-	-	-	-	-	-	-	0	1	0	0.0	0	0	
12/30	at Seattle	p	4	27	6.8	9	0	-	-	-	-	-	-	-	-	-	-	2	1	8	4.0	8	0	
2012 Totals			11/8	63	666	10.6	56	3	2	8	4.0	6	0	2	16	8.0	12	0	17	10	122	7.2	22	0



# AMENDOLA'S CAREER GAME-BY-GAME (CONT.)

Receiving								Rushing				Kick Returns					Punt Returns						
2013	Opponent	P/S	No	Yds	Avg	Lg	TD	No	Yds	Avg	Lg	TD	No	Yds	Avg	Lg	TD	No	FC	Yds	Avg	Lg	TD
09/08	at Buffalo	S	10	104	10.4	24	0	-	-	-	-	-	-	-	-	-	-	-	-	-	-	-	-
09/12	N.Y. Jets		Inactive																				
09/22	Tampa Bay		Inactive																				
09/29	at Atlanta		Inactive																				
10/06	at Cincinnati	p	4	55	13.8	21	0	-	-	-	-	-	-	-	-	-	-	-	-	-	-	-	-
10/13	New Orleans	S	2	0	0.0	0	0	1	0	0.0	0	0	-	-	-	-	-	-	-	-	-	-	-
10/20	at N.Y. Jets		Inactive																				
10/27	Miami	S	3	15	5.0	8	0	-	-	-	-	-	-	-	-	-	-	-	-	-	-	-	-
11/03	Pittsburgh	S	4	122	30.5	57	1	-	-	-	-	-	-	-	-	-	-	-	-	-	-	-	-
11/18	at Carolina	S	6	45	7.5	13	0	-	-	-	-	-	-	-	-	-	-	1	0	13	13.0	13	0
11/24	Denver	p	3	17	5.7	8	0	-	-	-	-	-	-	-	-	-	-	-	-	-	-	-	-
12/01	at Houston	p	5	54	10.8	17	0	-	-	-	-	-	-	-	-	-	-	-	-	-	-	-	-
12/08	Cleveland	p	4	36	9.0	13	1	-	-	-	-	-	-	-	-	-	-	-	-	-	-	-	-
12/15	at Miami	S	10	131	13.1	30	0	-	-	-	-	-	-	-	-	-	-	-	-	-	-	-	-
12/22	at Baltimore	p	2	45	22.5	34	0	-	-	-	-	-	-	-	-	-	-	-	-	-	-	-	-
12/29	Buffalo	p	1	9	9.0	9	0	-	-	-	-	-	-	-	-	-	-	-	-	-	-	-	-
2013 Totals	12/6		54	633	11.7	57	2	1	0	0.0	0	0	0	0	0.0	0	0	1	0	13	13.0	13	0
01/11	Indianapolis	p	3	77	25.7	53	0	-	-	-	-	-	-	-	-	-	-	-	-	-	-	-	-
01/19	at Denver	S	0	0	0.0	0	0	-	-	-	-	-	-	-	-	-	-	-	-	-	-	-	-
2013 Postseason	2/1		3	77	25.7	53	0	0	0	0.0	0	0	0	0	0.0	0	0	0	0	0	0.0	0	0
Punt Returns																							
2014	Opponent	P/S	No	Yds	Avg	Lg	TD	No	Yds	Avg	Lg	TD	No	Yds	Avg	Lg	TD	No	FC	Yds	Avg	Lg	TD
09/07	at Miami	p	3	16	5.3	8	0	-	-	-	-	-	-	-	-	-	-	-	-	-	-	-	-
09/14	at Minnesota	p	-	-	-	-	-	-	-	-	-	-	-	-	-	-	-	-	-	-	-	-	-
09/21	Oakland	p	-	-	-	-	-	-	-	-	-	-	-	-	-	-	-	-	-	-	-	-	-
09/29	at Kansas City	S	-	-	-	-	-	-	-	-	-	-	-	-	-	-	-	-	-	-	-	-	-
10/05	Cincinnati	p	1	7	7.0	7	0	-	-	-	-	-	-	-	-	-	-	-	-	-	-	-	-
10/12	at Buffalo	p	-	-	-	-	-	-	-	-	-	-	-	-	-	-	-	-	-	-	-	-	-
10/16	N.Y. Jets	p	1	19	19.0	19	1	-	-	-	-	-	4	105	26.3	31	0	-	-	-	-	-	-
10/26	Chicago	S	2	5	2.5	6	0	-	-	-	-	-	-	-	-	-	-	2	0	15	7.5	11	0
11/02	Denver	p	2	35	17.5	21	0	-	-	-	-	-	1	22	22.0	22	0	0	2	0	0.0	0	0
11/16	at Indianapolis	p	2	13	6.5	9	0	-	-	-	-	-	1	21	21.0	21	0	3	0	6	2.0	6	0
11/23	Detroit	p	-	-	-	-	-	-	-	-	-	-	1	81	81.0	81	0	2	0	4	2.0	4	0
11/30	at Green Bay	p	-	-	-	-	-	-	-	-	-	-	4	76	19.0	19	0	1	0	3	3.0	3	0
12/07	at San Diego	p	3	7	2.3	5	0	-	-	-	-	-	2	43	21.5	22	0	1	2	0	0.0	0	0
12/14	Miami	p	1	11	11.0	11	0	-	-	-	-	-	2	43	21.5	24	0	1	0	13	13.0	13	0
12/21	at N.Y. Jets	S	8	63	7.9	12	0	-	-	-	-	-	5	91	18.2	23	0	3	0	63	21.0	39	0
12/28	Buffalo	S	4	24	6.0	12	0	-	-	-	-	-	-	-	-	-	-	3	1	28	9.3	26	0
2014 Totals	16/4		27	200	7.4	21	1	0	0	0.0	0	0	20	482	24.1	81	0	16	5	132	8.3	39	0
01/10	Baltimore	S	5	81	16.2	51	2	-	-	-	-	-	5	125	25.0	28	0	-	-	-	-	-	-
01/18	Indianapolis	p	1	8	8.0	8	0	1	-2	-2.0	-2	0	2	44	22.0	30	0	0	2	0	0.0	0	0
02/01	Seattle	p	5	48	9.6	17	1	-	-	-	-	-	2	44	22.0	23	0	-	-	-	-	-	-
2014 Postseason	3/1		11	137	12.5	51	3	1	-2	-2.0	-2	0	9	213	23.7	30	0	0	2	0	0.0	0	0



# DAVID ANDREWS



# 60

HT: 6-3 WT: 295  
Born: 7/10/1992 Exp. (NFL/Patriots): Rookie  
GP/GS: 14/11 (1/0) Acq: FA-15  
College: Georgia Hometown: Johns Creek, Ga.

C E N T E R

## CAREER TRANSACTIONS

David Andrews was signed by the New England Patriots as a rookie free agent on May 8, 2015.

## SEASONAL REVIEWS

2015 (14/11, 1/0)

- ★ Saw action at center in the playoff victory vs. Kansas City (1/19).
- ★ Saw action at center at Miami (1/3).
- ★ Contributed to the kick return unit for the first time this season and saw action at center when Bryan Stork moved to left guard in place of Shaq Mason on the Patriots touchdown-scoring drive at N.Y. Jets (12/27).
- ★ Returned to the starting lineup and played every offensive snap at center in the win vs. Tennessee (12/20).
- ★ Took snaps at center late in the game when Bryan Stork had a problem with his shoe in the win at Houston (12/13).
- ★ Was active but did not play vs. Philadelphia (12/6).
- ★ Was active but did not play at Denver (11/29).
- ★ Started at center in the win vs. Buffalo (11/23).
- ★ Started at center and took one snap at right guard when Shaq Mason lined up at fullback in the win vs.

Washington (11/8). Despite injuries and changes to the rotation, the Patriots rushed for 161 yards and allowed no sacks in the game.

- ★ Started at center, playing every offensive snap, through the first nine games of the season.
- ★ Made his NFL debut and his first career start at center in the win vs. Pittsburgh (9/10). He is the third rookie free agent to start opening day under Bill Belichick (DL Jace Saylor - 2001, WR Kenbrell Thompkins - 2013).

## COLLEGE

- ★ Appeared in 50 games with 40 starts over his four-year career at Georgia. Started every game for the Bulldogs over his final three seasons.
- ★ Was voted team MVP as well as Associated Press Second Team All-SEC as a senior in 2014. Was also voted the team's permanent captain and won the squad's toughest player award.

## PERSONAL

- ★ Born July 10, 1992.
- ★ Was ranked the No. 9 center nationally and No. 37 prospect overall coming out of Wesleyan High School in 2011.



# LEGARRETTE BLOUNT



# 29

HT: 6-0 WT: 250  
Born: 12/5/1986 Exp. (NFL/Patriots): 6/3  
GP/GS (Playoffs): 84/35 (5/1) Acq: FA-14  
College: Oregon Hometown: Perry, Fla.

SUPER BOWL:

R U N N I N G B A C K

14

**PRONOUNCED LUH-gare-et BLUNT**

## CAREER TRANSACTIONS

LeGarrette Blount was signed by the New England Patriots as a free agent on Nov. 20, 2014 ... Originally signed by Tennessee as a rookie free agent (4/26/10) ... Released by Tennessee (9/5/10) ... Claimed off waivers and awarded to Tampa Bay from Tennessee (9/6/10) ... Acquired by New England from Tampa Bay in a trade in exchange for RB Jeff Demps and a 2013 seventh round draft selection (4/27/13) ... Signed by Pittsburgh as an unrestricted free agent from New England (3/28/14) ... Released by Pittsburgh (11/18/14).

## CAREER HIGHLIGHTS

- ★ Led all rookie running backs in rushing, posting 1,007 yards in 2010 and became only the second undrafted rookie running back to have a 1,000 yard season in league history.
- ★ Named NFL Offensive Rookie of the Month for December/January 2010 after posting a league-high 511 yards in the final five games of the season.
- ★ Was named the FedEx Ground Player of the Week following his then career-high 164-yard performance vs. Seattle (12/26/10).
- ★ Set a new Patriots single-game record with 334 all-purpose yards vs. Buffalo (12/29/13), gaining 189 yards from scrimmage and adding 145 return yards. Was

named AFC Offensive Player of the Week for his efforts.

★ His seven career postseason rushing touchdowns are a franchise record, rank second among active NFL players (Marshawn Lynch - 9) and are the most by any player in his first five playoff games.

★ Set an AFC Divisional Round Playoff record by scoring 24 points on four rushing touchdowns vs. Indianapolis (1/11/14)

## SEASONAL REVIEWS

### 2015 (12/6)

★ Was placed on injured reserve prior to the Week 14 game vs. Tennessee (12/20).

★ Started at running back and rushed 10 times for 53 yards, including a 17-yard rush in the first quarter that marked the longest running play of the game in the win at Houston (12/13), before leaving the game with a hip injury in the second quarter.

★ Started at running back and rushed 13 times for 54 yards vs. Philadelphia 12/6.

★ Started at running back and rushed nine times for 27 yards at Denver (11/29).

★ Started at running back in the win vs. Buffalo (11/23). Rushed 16 times for 56 yards and caught one pass for five yards.

★ Started at running back and rushed 19 times for 66 yards and one touchdown. Also caught two passes for 11 yards in the win at N.Y. Giants (11/15).

★ Posted the first 100-yard rushing game for the Patriots this season, and the 10th of his career with 129 yards and a 5-yard touchdown on 29 rushes in the win vs. Washington (11/8). His 29 attempts mark a career high for Blount.

★ Made his first start of the season in the win vs. Miami (10/29). Rushed for 72 yards on 17 carries and caught one pass for two yards.

★ Rushed three times for a loss of three yards in the win vs. N.Y. Jets (10/25).

★ Rushed for 93 yards on 16 carries (5.8 avg.), including a 38-yard touchdown in the second quarter, and caught one pass for an 11-yard touchdown in the fourth quarter of the win at Indianapolis. Blount's 38-yard scoring play marks the longest run by a Patriot in 2015 and his longest run since 9/21/14 at Carolina when he broke loose for 50 yards while playing for the Steelers. His 11-yard touchdown catch marks the first touchdown reception of his career. The last time a Patriot scored on a rushing touchdown and a receiving touchdown in the same game was on 1/13/13 when Shane Vereen caught two touchdown passes and ran for a third in the Patriots postseason victory over the Texans.

★ Rushed for a 74 yards on 13 carries, including a 34-yard run in the fourth quarter that helped set up a field goal in the win at Dallas (10-11).

★ Rushed for a team-high 78 yards on 18 carries including three second half touchdowns in the win vs. Jacksonville (9/27). His total of three rushing touchdowns ties the second-highest total in team history. Blount also caught 1 pass for 14 yards.

★ Made his season debut at Buffalo (9/20) and carried the ball twice for four yards (2.0 avg.).

★ Suspended for the season opener vs. Pittsburgh

(9/10) due to a violation of the NFL's substance abuse policy.

### 2014 (11/0 – Pittsburgh)

★ Played the first 11 games of the season with Pittsburgh, rushing 65 times for 266 yards and two touchdowns, with a long run of 50 yards. Also caught six passes for 36 yards and returned five kickoffs for 103 yards.

★ Scored a seven-yard rushing touchdown on his first carry as a Steeler vs. Cleveland (9/7).

★ Recorded 10 carries for 118 yards at Carolina (9/21).

★ Released by Pittsburgh on Nov. 18.

### 2014 (5/1, 3/0 – New England)

★ Joined New England on Nov. 20 and appeared in five regular-season games with one start after being signed as a free agent in November.

★ Totaled 281 yards on 60 carries (4.7 avg.) and three touchdowns. Also caught four passes for 18 yards.

★ Played in all three playoff games with one start and rushed 47 times for 189 yards (4.0 avg.) and three touchdowns.

★ Was inactive at N.Y. Jets (12/21) due to injury.

★ Made his Patriots season debut in the win vs. Detroit (11/23), leading the team with 12 carries for 78 yards and two touchdowns.

★ Posted a 100-yard rushing effort with 30 carries for 148 yards and three touchdowns in the AFC Championship Game vs. Indianapolis (1/18). It was the third-highest rushing total in team playoff history, behind the 166 yards rushing Blount had in the 2013 Divisional Playoff vs. Indianapolis (1/11/14). Curtis Martin also rushed for 166 yards in a Divisional Playoff vs. Pittsburgh (1/5/97).

★ Became the Patriots all-time postseason rushing touchdown leader with seven career scores after carrying 30 times for 148 yards and three touchdowns in the AFC Championship win vs. Indianapolis (1/18).

★ Led the team with 14 carries for 40 yards in the Super Bowl XLIX win vs. Seattle (2/1).

### 2013 (16/7, 2/1)

★ Played all 16 regular-season games with seven starts and finished second on the team with 153 carries for 772 yards (5.0 avg.) rushing and a career-high seven touchdowns.

★ Played in both playoff games with one start and led the club with 172 yards rushing on 29 carries and four touchdowns. Also caught two passes for 38 yards.

★ Rushed nine times for 64 yards including a 47-yard touchdown scamper at Atlanta (9/29). The 47-yard rush was the longest touchdown run by a Patriot since LaMont Jordan had a 49-yard touchdown run at Oakland on Dec. 14, 2008. It was also the longest run overall by a Patriots running back since Sammy Morris had a 55-yard run vs. Jacksonville on Dec. 27, 2009.

★ Finished the regular season with back-to-back multiple touchdown performances, starting when he led the Patriots rushing attack with 76 yards on 16 carries and the third two-touchdown game of his career at Baltimore (12/22).

★ Set a new Patriots' single-game record with 334 all-

purpose yards, gaining yards 189 yards from scrimmage and adding 145 return yards in the regular-season finale vs. Buffalo (12/29). Added touchdown runs of 35 and 36 yards. Blount's performance topped the 51-year-old team record set by Larry Garron on Nov. 3, 1962, when Garron had 273 all-purpose yards at Buffalo. Blount's 334 all-purpose yards ranks 11th in NFL history and is the highest total net yardage total by an NFL player in a game since Minnesota's Adrian Peterson had 361 all-purpose yards on Oct. 14, 2007. The 189 rushing yards on 24 carries were the fifth-highest single-game total in Patriots history and the highest rushing total during Bill Belichick's coaching tenure in New England. Blount was named AFC Offensive Player of the Week for his efforts.

★ Rushed 24 times for 166 yards and scored four rushing touchdowns vs. Indianapolis (1/11), to set a Patriots franchise record for most rushing touchdowns in a game (regular season or playoffs), and tallied the second most rushing touchdowns in a playoff game in NFL history. Blount's 166 rushing yards tied Curtis Martin for the most rushing yards in a playoff game in Patriots history. His 73-yard touchdown run in the fourth quarter was the second-longest run in team playoff history.

★ Blount's 355 rushing yards in the regular season finale (189 vs. Buffalo on Dec. 29) and Divisional Playoff (166 vs. Indianapolis on Jan. 11) was the highest consecutive game total in team history, besting Curtis Martin who rushed for 320 yards over a two-game stretch in 1997.

## 2012 (13/0 – Tampa Bay)

★ Played in 13 games, registering 41 carries for 151 yards and two touchdowns, in addition to one reception for two yards.

★ Rushed for his first touchdown of the season vs. Washington (9/30).

★ Posted a season-high 58 yards and a touchdown on seven carries vs. Kansas City (10/14).

## 2011 (14/14 – Tampa Bay)

★ Played and started 14 games, registering 184 rushes for 781 yards and five touchdowns, adding 15 receptions for 148 yards.

★ Tallied 71 yards and two touchdowns on 13 carries including the game-winning touchdown at Minnesota (9/18).

★ Posted a season-high 127 yards rushing on 25 carries vs. Indianapolis (10/3).

★ Earned the Pizza Hut NFL Play of the Year award for his 54-yard touchdown run vs. Green Bay (11/20), finishing with 107 yards on 18 carries.

★ Carried the ball 20 times for 103 yards and caught a career-high three passes for 56 yards, registering his second straight 100-yard game at Tennessee (11/27).

## 2010 (13/7 – Tampa Bay)

★ Went to training camp with Tennessee and was released and claimed by Tampa Bay before the start of the regular season.

★ Played in 13 games with seven starts, rushing for 1,007 yards and six touchdowns on 201 carries as a rookie; added five receptions for 14 yards.

★ Named to *The Sporting News* and PFW/PFWA All-Rookie Teams.

★ Named NFL Offensive Rookie of the Month for December/January 2010 after posting a league-high 511 yards in the final five games of the season.

★ Nominated for the Pepsi Rookie of the Week award four times.

★ Rushed for his first NFL touchdown in his NFL debut, with 27 yards on six carries vs. Pittsburgh (9/26).

★ Posted his first 100-yard game, rushing for 120 yards on 22 carries and a then career-high two touchdowns at Arizona (10/31).

★ Made his first career start at San Francisco (11/21), rushing 26 times for 82 yards.

★ Recorded 20 carries for 103 yards and a touchdown vs. Atlanta (12/5).

★ Registered back-to-back 100-yard rushing games with 110 yards and a touchdown vs. Detroit (12/19) and a then career-high 164 yards on 18 carries vs. Seattle (12/26). Was named the FedEx Ground Player of the Week for his efforts.

## COLLEGE

★ Spent two seasons at Oregon following two years at East Mississippi Community College (Scooba, Miss.)

★ Rushed for a combined 3,358 yards and 37 touchdowns at the two schools, including 1,066 yards and 19 touchdowns in 16 games at Oregon.

★ Scored a school record 17 touchdowns as a junior in 2008 and was named All-Pac 10 honorable mention and won the Duane Cargill Award, given to Oregon's impact player.

★ Posted 367 carries, 2,292 yards and 18 touchdowns in 17 games, in addition to 19 receptions for 283 yards and two scores at East Mississippi Community College.

★ Named a junior college All-American and first team all-state.

## PERSONAL

★ Recorded three straight 1,000 yard rushing seasons at Taylor County High School (Perry, Fla.), where he was a four-year starter and was named second team all-state as a senior.

★ LeGarrette and his fiancée, Melissa have a son, LeGarrette Rashon Blount, Jr.

★ Majored in political science at Oregon.

# BLOUNT IN THE RECORD BOOKS

## LONGEST RUSH IN A PLAYOFF GAME

Player	Rush Yds	Date	Opponent
Curtis Martin	78t	01/05/97	PIT
<b>LeGarrette Blount</b>	<b>73t</b>	<b>01/11/14</b>	IND
Robert Weathers	45	01/12/86	MIA
Aaron Hernandez	43	01/14/12	DEN

## MOST PATRIOTS PLAYOFF RUSH TD

Player	Games	Rush TD
<b>LeGarrette Blount</b>	<b>5</b>	<b>7</b>
Tom Brady	29	5
Curtis Martin	3	5



## BLOUNT IN THE RECORD BOOKS CONT.

### MOST RUSH YDS IN A PATRIOTS PLAYOFF GAME

Player	Rush Yds	Date	Opponent
LeGarrette Blount	166	01/11/14	IND
Curtis Martin	166	01/05/97	PIT
LeGarrette Blount	148	01/18/15	IND
Corey Dillon	144	01/16/05	IND
Laurence Maroney	122	01/12/08	JAX
Laurence Maroney	122	01/20/08	SD

### BLOUNT SETS POINTS RECORD

LeGarrette Blount's 24 points in the AFC Divisional Playoff game vs. Indianapolis on Jan. 11, 2014 set a new NFL record for most points in an AFC Divisional Playoff game.

#### Most Points in an AFC Divisional Playoff game, NFL History

Player	Game	Points
LeGarrette Blount	NE vs. IND, 2013	24
Rob Gronkowski	NE vs. DEN, 2011	18
Shane Vereen	NE vs. HOU, 2012	18
Curtis Martin	NE vs. PITT, 1996	18
Franco Harris	PITT vs. BUF, 1974	18
Dave Casper	OAK vs. BAL, 1977	18

### PATRIOTS ALL-PURPOSE YARDAGE RECORD

#### PATRIOTS RECORD/MOST ALL-PURPOSE YARDS IN A GAME

Player	Date	Opp	All-Purpose	Scrimmage	Ret.
LeGarrette Blount	12/29/13	BUF	334	189	145
Larry Garron	11/03/62	at BUF	273	100	173
Kevin Faulk	12/22/02	NYJ	271	51	220
Dick Christy	11/04/60	OAK	261	184	77

### MOST RUSH TD IN NFL PLAYOFF GAME

#### NFL RECORD/MOST RUSH TD IN A PLAYOFF GAME

Player	Rush TD	Date	Team	Opp
Ricky Watters	5	01/15/94	SF	NYG
LeGarrette Blount	4	01/11/14	NE	IND

### BLOUNT RUSHES INTO RECORD BOOKS

#### PATRIOTS RECORD/MOST RUSHING YARDS IN A GAME

Player	Date	Opp	Rush	Yds.	TD
Tony Collins	9/18/83	N.Y. Jets	23	212	3
Jim Nance	10/30/66	Oakland	38	208	2
Jonas Gray	11/16/14	Indianapolis	37	201	4
Curtis Martin	9/14/97	N.Y. Jets	40	199	1
Robert Edwards	12/13/98	at St. Louis	24	196	0
LeGarrette Blount	12/29/13	Buffalo	24	189	2

### MOST RUSH TD IN A SINGLE GAME IN PATS HISTORY

#### Includes Regular Season and Playoff Games

Player	Rush TD	Date	Opponent
LeGarrette Blount*	4	01/11/14	IND
Jonas Gray	4	11/16/14	IND
LeGarrette Blount*	3	09/27/15	JAC
LeGarrette Blount*	3	01/18/15	IND
Corey Dillon	3	12/3/2006	DET
Curtis Martin*	3	1/5/1997	PIT
Curtis Martin	3	11/3/1996	MIA
Mosi Tatupu	3	12/11/1983	LAR
Tony Collins	3	9/18/1983	NYJ
Sam Cunningham	3	10/20/1974	BUF

\*Playoffs

### HONORS & AWARDS

#### 2013

AFC Offensive Player of the Week (Week 17)

#### 2011

Pizza Hut Play of the Year

#### 2010

NFL Offensive Rookie of the Month (December/January)  
FedEx Ground Player of the Week (Week 16)

## LEGARRETTE BLOUNT

Pos: RB Ht: 6-0 Wt: 250 Year: 6th Acq: FA-14 College: Oregon Born: 12/5/86

REGULAR SEASON		RUSHING						RECEIVING					KICK RETURNS					PUNT RETURNS					
Year	Team	G/S	No	Yds	Avg	Lg	TD	No	Yds	Avg	Lg	TD	No	Yds	Avg	Lg	TD	No	FC	Yds	Avg	Lg	TD
2010	Buccaneers	13/7	201	1,007	5.0	53	6	5	14	2.8	7	0	0	0	0.0	0	0	0	0	0	0.0	0	0
2011	Buccaneers	14/14	184	781	4.2	54	5	15	148	9.9	35	0	0	0	0.0	0	0	0	0	0	0.0	0	0
2012	Buccaneers	13/0	41	151	3.7	35	2	1	2	2.0	2	0	0	0	0.0	0	0	0	0	0	0.0	0	0
2013	Patriots	16/7	153	772	5.0	47	7	2	38	19.0	32	0	17	494	29.1	83	0	0	0	0	0.0	0	0
2014	Steelers	11/0	65	266	5.9	50	2	6	36	6.0	13	0	5	103	20.6	29	0	0	0	0	0.0	0	0
2014	Patriots	5/1	60	281	4.7	34	3	4	18	4.5	11	0	0	0	0.0	0	0	0	0	0	0.0	0	0
2015	Patriots	12/6	165	703	4.3	38	6	6	43	7.2	14	1	0	0	0.0	0	0	0	0	0	0.0	0	0
Totals – 5 Years		85/36	869	3,961	4.6	54	31	39	299	7.7	35	1	22	597	27.1	83	0	0	0	0	0.0	0	0
POSTSEASON		RUSHING						RECEIVING					KICK RETURNS					PUNT RETURNS					
2013	Patriots	2/1	29	172	5.9	73	4	0	0	0.0	0	0	2	37	18.5	22	0	0	0	0	0.0	0	0
2014	Patriots	3/0	47	189	4.0	22	3	0	0	0.0	0	0	0	0	0.0	0	0	0	0	0	0.0	0	0
Totals – 2 Years		5/1	76	361	4.8	73	7	0	0	0.0	0	0	2	37	18.5	22	0	0	0	0	0.0	0	0

# BLOUNT'S CAREER GAME-BY-GAME

Rushing										Receiving									
2010	Opponent	P/S	No	Yds	Avg	Lg	TD	No	Yds	Avg	Lg	TD	No	Yds	Avg	Lg	TD	No	Yds
09/12	Cleveland	Inactive																	
09/19	at Carolina	Inactive																	
09/26	Pittsburgh	p	6	27	4.5	12	1	-	-	-	-	-	-	-	-	-	-	-	-
10/10	at Cincinnati	p	4	3	0.8	3	0	-	-	-	-	-	-	-	-	-	-	-	-
10/17	New Orleans	Inactive																	
10/24	St. Louis	p	11	72	6.5	17	0	-	-	-	-	-	-	-	-	-	-	-	-
10/31	at Arizona	p	22	120	5.5	48	2	2	9	4.5	7	0	-	-	-	-	-	-	-
11/07	at Atlanta	p	13	46	3.5	21	0	-	-	-	-	-	-	-	-	-	-	-	-
11/14	Carolina	p	19	91	4.8	24	1	-	-	-	-	-	-	-	-	-	-	-	-
11/21	at San Francisco	S	26	82	3.2	16	0	-	-	-	-	-	-	-	-	-	-	-	-
11/28	at Baltimore	S	13	55	4.2	16	0	-	-	-	-	-	-	-	-	-	-	-	-
12/05	Atlanta	S	20	103	5.2	28	1	-	-	-	-	-	-	-	-	-	-	-	-
12/12	at Washington	S	15	68	4.5	18	0	-	-	-	-	-	-	-	-	-	-	-	-
12/19	Detroit	S	15	110	7.3	39t	1	-	-	-	-	-	-	-	-	-	-	-	-
12/26	Seattle	S	18	164	9.1	53	0	1	3	3.0	3	0	-	-	-	-	-	-	-
01/02	at New Orleans	S	19	66	3.5	16	0	2	2	1.0	2	0	-	-	-	-	-	-	-
2010 Totals			13/7	2011,007	5.0	53	6	5	14	2.8	7	0							

Rushing										Receiving									
2011	Opponent	P/S	No	Yds	Avg	Lg	TD	No	Yds	Avg	Lg	TD	No	Yds	Avg	Lg	TD	No	Yds
09/11	Detroit	S	5	15	3.0	5	0	-	-	-	-	-	-	-	-	-	-	-	-
09/18	at Minnesota	S	13	71	5.5	27t	2	-	-	-	-	-	-	-	-	-	-	-	-
09/25	Atlanta	S	24	81	3.4	12	0	1	13	13.0	0	0	-	-	-	-	-	-	-
10/03	Indianapolis	S	25	127	5.1	35t	1	1	14	14.0	0	0	-	-	-	-	-	-	-
10/09	at San Francisco	S	10	34	3.4	9	0	2	31	15.5	29	0	-	-	-	-	-	-	-
10/16	New Orleans	Inactive																	
10/23	Chicago	Inactive																	
11/06	at New Orleans	S	13	72	5.5	27	0	2	8	4.0	11	0	-	-	-	-	-	-	-
11/13	Houston	S	10	34	3.4	9	0	1	0	0.0	0	0	-	-	-	-	-	-	-
11/20	at Green Bay	S	18	107	5.9	54t	1	1	6	6.0	6	0	-	-	-	-	-	-	-
11/27	Tennessee	S	20	103	5.2	16	0	3	56	18.7	35	0	-	-	-	-	-	-	-
12/04	Carolina	S	11	19	1.7	6	0	-	-	-	-	-	-	-	-	-	-	-	-
12/11	at Jacksonville	S	18	74	4.1	11	1	1	6	6.0	6	0	-	-	-	-	-	-	-
12/17	Dallas	S	9	21	2.3	7	0	-	-	-	-	-	-	-	-	-	-	-	-
12/24	at Carolina	S	2	11	5.5	8	0	-	-	-	-	-	-	-	-	-	-	-	-
01/01	at Atlanta	S	6	12	2.0	4	0	3	14	4.7	11	0	-	-	-	-	-	-	-
2011 Totals			14/14	184	781	4.2	54t	5	15	148	9.9	35	0						

Rushing										Receiving									
2012	Opponent	P/S	No	Yds	Avg	Lg	TD	No	Yds	Avg	Lg	TD	No	Yds	Avg	Lg	TD	No	Yds
09/09	Carolina	p	3	8	2.7	4	0	-	-	-	-	-	-	-	-	-	-	-	-
09/16	at N.Y. Giants	p	-	-	-	-	-	-	-	-	-	-	-	-	-	-	-	-	-
09/23	at Dallas	p	4	19	4.8	11	0	-	-	-	-	-	-	-	-	-	-	-	-
09/30	Washington	p	6	17	2.8	6	1	-	-	-	-	-	-	-	-	-	-	-	-
10/14	Kansas City	p	7	58	8.3	35	1	-	-	-	-	-	-	-	-	-	-	-	-
10/21	New Orleans	p	5	-2	-0.4	1	0	-	-	-	-	-	-	-	-	-	-	-	-
10/25	at Minnesota	p	8	16	2.0	8	0	-	-	-	-	-	-	-	-	-	-	-	-
11/04	at Oakland	p	2	5	2.5	3	0	-	-	-	-	-	-	-	-	-	-	-	-
11/11	San Diego	p	1	3	3.0	3	0	-	-	-	-	-	-	-	-	-	-	-	-
11/18	at Carolina	Did Not Play						-	-	-	-	-	-	-	-	-	-	-	-
11/25	Atlanta	p	-	-	-	-	-	-	-	-	-	-	-	-	-	-	-	-	-
12/02	at Denver	Did Not Play						-	-	-	-	-	-	-	-	-	-	-	-

12/09	Philadelphia	p	1	2	2.0	2	0	-	-	-	-	-	-	-	-	-	-	-	-
12/16	at New Orleans	p	4	25	6.3	10	0	-	-	-	-	-	-	-	-	-	-	-	-
12/23	St. Louis	p	-	-	-	-	-	-	-	-	-	-	-	-	-	-	-	-	-
12/30	at Atlanta	Did Not Play						-	-	-	-	-	-	-	-	-	-	-	-
2012 Totals			13/0	41	151	3.7	35	2	1	2	2.0	2	0						

Rushing										Receiving									
2013	Opponent	P/S	No	Yds	Avg	Lg	TD	No	Yds	Avg	Lg	TD	No	Yds	Avg	Lg	TD	No	Yds
09/08	at Buffalo	p	7	15	2.1	5	0	-	-	-	-	-	-	-	-	-	-	-	-
09/12	N.Y. Jets	p	4	11	2.8	7	0	-	-	-	-	-	-	-	-	-	-	-	-
09/22	Tampa Bay	p	14	65	4.6	23	0	-	-	-	-	-	-	-	-	-	-	-	-
09/29	at Atlanta	p	9	64	7.1	47t	1	-	-	-	-	-	-	-	-	-	-	-	-
10/06	at Cincinnati	S	12	51	4.3	10	0	-	-	-	-	-	-	-	-	-	-	-	-
10/13	New Orleans	S	7	9	1.3	6	0	-	-	-	-	-	-	-	-	-	-	-	-
10/20	at N.Y. Jets	p	1	4	4.0	4	0	-	-	-	-	-	-	-	-	-	-	-	-
10/27	Miami	S	11	46	4.2	19	0	-	-	-	-	-	-	-	-	-	-	-	-
11/03	Pittsburgh	p	5	47	9.4	23	1	-	-	-	-	-	-	-	-	-	-	-	-
11/18	at Carolina	p	10	49	4.9	12	0	-	-	-	-	-	-	-	-	-	-	-	-
11/24	Denver	p	2	13	6.5	9	0	-	-	-	-	-	-	-	-	-	-	-	-
12/01	at Houston	p	12	44	3.7	8	1	-	-	-	-	-	-	-	-	-	-	-	-
12/08	Cleveland	S	8	42	5.3	13	0	1	32	32.0	32	0	-	-	-	-	-	-	-
12/15	at Miami	S	11	47	4.3	11	0	1	6	6.0	6	0	-	-	-	-	-	-	-
12/22	at Baltimore	S	16	76	4.8	14	2	-	-	-	-	-	-	-	-	-	-	-	-
12/29	Buffalo	S	24	189	7.9	36t	2	-	-	-	-	-	-	-	-	-	-	-	-
2013 Totals			16/7	153	772	5.0	47t	7	2	38	19.0	32	0						

01/11	Indianapolis	S	24	166	6.9	73t	4	-	-	-	-	-	-	-	-	-	-	-	-
01/19	at Denver	p	5	6	1.2	3	0	-	-	-	-	-	-	-	-	-	-	-	-
2013 Postseason			2/1	29	172	5.9	73t	4	0	0	0.0	0	0						

Rushing										Receiving									
2014	Opponent	P/S	No	Yds	Avg	Lg	TD	No	Yds	Avg	Lg	TD	No	Yds	Avg	Lg	TD	No	Yds
09/07	Cleveland	p	4	6	1.5	7t	1	-	-	-	-	-	-	-	-	-	-	-	-
09/11	at Baltimore	p	3	8	2.7	6	0	-	-	-	-	-	-	-	-	-	-	-	-
09/21	at Carolina	p	10	118	11.8	50	1	-	-	-	-	-	-	-	-	-	-	-	-
09/29	Tampa Bay	p	4	25	6.3	11	0	-	-	-	-	-	-	-	-	-	-	-	-
10/05	at Jacksonville	p	8	29	3.6	9	0	3	17	5.7	13	0	-	-	-	-	-	-	-
10/12	at Cleveland	p	8	27	3.4	8	0	-	-	-	-	-	-	-	-	-	-	-	-
10/20	Houston	p	7	9	1.3	5	0	1	8	8.0	8	0	-	-	-	-	-	-	-
10/26	Indianapolis	p	6	21	3.5	6	0	2	11	5.5	8	0	-	-	-	-	-	-	-
11/02	Baltimore	p	10	23	2.3	9	0	-	-	-	-	-	-	-	-	-	-	-	-
11/09	at N.Y. Jets	p	5	0	0.0	4	0	-	-	-	-	-	-	-	-	-	-	-	-
11/17	Tennessee	p	-	-	-	-	-	-	-	-	-	-	-	-	-	-	-	-	-

Released (11/18/14);													Signed as a free agent (11/20/14)				
11/23	Detroit	p	12	78	6.5	33	2	-	-	-	-	-	-	-	-	-	
11/30	at Green Bay	p	10	58	5.8	13	0	-	-	-	-	-	-	-	-	-	
12/07	at San Diego	S	20	66	3.3	23	0	2	11	5.5	11	0	-	-	-	-	
12/14	Miami	p	8	17	2.1	5	1	2	7	3.5	5	0	-	-	-	-	
12/21	at N.Y. Jets	Inactive						-	-	-	-	-	-	-	-	-	
12/28	Buffalo	p	10	62	6.2	34	0	-	-	-	-	-	-	-	-	-	
<b>2014 Totals</b>			<b>16/1</b>	<b>125</b>	<b>547</b>	<b>4.4</b>	<b>50</b>	<b>5</b>	<b>10</b>	<b>54</b>	<b>5.4</b>	<b>13</b>	<b>0</b>	<b>-</b>	<b>-</b>	<b>-</b>	
01/10	Baltimore	p	3	1	0.3	2	0	-	-	-	-	-	-	-	-	-	
01/18	Indianapolis	p	30	148	4.9	22	3	-	-	-	-	-	-	-	-	-	
02/01	Seattle	p	14	40	2.9	9	0	-	-	-	-	-	-	-	-	-	
<b>2014 Postseason</b>			<b>3/0</b>	<b>47</b>	<b>189</b>	<b>4.0</b>	<b>22</b>	<b>3</b>	<b>0</b>	<b>0</b>	<b>0.0</b>	<b>0</b>	<b>0</b>	<b>-</b>	<b>-</b>	<b>-</b>	



# BRANDON BOLDEN



# 38

HT: 5-11 WT: 220

Born: 1/26/1990 Exp. (NFL/Patriots): 4/4

GP/GS (Playoffs): 53/6 (8/2) Acq: FA-12

College: Mississippi Hometown: Baton Rouge, La.

SUPER BOWLS:

R U N N I N G B A C K



## CAREER TRANSACTIONS

Brandon Bolden was signed by the New England Patriots as a rookie free agent on May 10, 2012.

## SEASONAL REVIEWS

2015 (15/2, 1/1)

- ★ Started at running back and made two special teams tackle in the playoff victory vs. Kansas City (1/16).
- ★ Rushed nine times for 30 yards and caught two passes for five yards at Miami (1/3).
- ★ Started at running back and posted five catches for 30 yards and one rush for nine yards at N.Y. Jets (12/27).
- ★ Made his first start of the season at running back in the win vs. Tennessee (12/20), where he rushed 10 times and caught two passes for 18 yards.
- ★ Saw increased carries after the injury to LeGarrette Blount in the second quarter. Rushed 16 times for 51 yards, including an-11 yard rush on third down that kept the Patriots drive alive in the second quarter of the win at Houston (12/13).
- ★ Rushed three times for 22 yards, including a 14-yard run in the second quarter that marks his longest of the season, and caught one pass for two yards vs. Philadelphia (12/6). Bolden also contributed on special teams, assisting in a special teams tackle.
- ★ Rushed four times for 11 yards and caught four passes for 84 yards, including a 63-yard touchdown that marks the longest reception of his career at Denver (11/29).
- ★ Rushed four time for 15 yards in the win vs. Buffalo (11/23).
- ★ Saw action on offense, rushing one time for a loss of three yards. Also contributed on special teams recording one tackle and forcing a fumble on the final kick return of the game that eventually resulted in a game ending tackle in the win at N.Y. Giants (11/15).

## BETTER THAN AVERAGE

Brandon Bolden finished with 16 carries for 137 yards and an 8.6-yard average at Buffalo (9/30/12). He also had runs of 20 and 27 yards. His 8.6-yard average is tied for the third highest ever in a single game for the Patriots among running backs with at least 15 rushing attempts.

### Highest Rushing Average/Single game

(min. 15 attempts)

Curtis Martin	9.6 (17-164 vs. Washington, Oct. 13, 1996)
Tony Collins	9.2 (23-212 vs. N.Y. Jets, Sept. 18, 1983)
<b>Brandon Bolden</b>	<b>8.6 (16-137 at Buffalo, Sept. 30, 2012)</b>
Sammy Morris	8.6 (16-138 vs. Denver, Oct. 20, 2008)
Jim Nance	8.6 (17-146 at Houston, Dec. 11, 1966)
Stevan Ridley	8.5 (15-127 at St. Louis, Oct. 28, 2012)

## EXTRA POINTS

- ★ Bolden's grandfather, Frank Pitts, played 10 years in the NFL, as a receiver for the Chiefs, Browns, and Raiders. He was with Kansas City for two Super Bowls, losing Super Bowl I and winning Super Bowl IV. Those are two games Bolden, quite proudly, has become familiar with by watching games with his grandfather. "I remember being six years old, him popping in a highlight film of Super Bowl I and IV. I've seen that tape at least 500 times," Bolden said. "He's great, been pretty much my role model since forever. He'll call me at the end of the game and tell me everything I did wrong. He's my toughest critic, and I think that rubbed off on me."
- ★ Saw increased playing time after an injury to Dion Lewis in the third quarter of the win vs. Washington (11/8). Rushed one time for 12 yards and caught three passes for 27 yards and an 18-yard touchdown that marked the first touchdown catch of his career.
- ★ Contributed on special teams in the win vs. Miami (10/29).
- ★ Inactive due to injury in the win vs. N.Y. Jets (10/25).
- ★ Contributed on special teams in the win at Indianapolis (10/18). Assisted in the tackle on the Colts fake punt.
- ★ Contributed on special teams, including a play in the second quarter where he rushed Dallas punter Chris Jones and affected the punt to set up a short field for the Patriots in the win at Dallas (10/11).
- ★ Played a key role on special teams and contributed as a reserve on offense in the win vs. Jacksonville (9/27).
- ★ Continued to contribute heavily on special teams and as a reserve on offense, finishing with one catch for two yards and one rush for one yard at Buffalo (9/20).
- ★ Played a heavy role on special teams and saw action at running back vs. Pittsburgh (9/10), finishing five rushes for one yard and one catch for 12 yards.

2014 (16/2, 3/1)

- ★ Played in all 16 regular-season games with two starts and rushed 28 times for 89 yards (3.2 avg.) and one touchdown. Also caught two passes for eight yards (4.0

## DANGEROUS DUO

Bolden (137) and former Patriots RB Stevan Ridley (106) both rushed for over 100 yards in a 2012 game at Buffalo (9/30). It was the first time the Patriots had two 100-yard rushers in the same game since Nov. 23, 1980 at Baltimore Colts when Don Calhoun (106) and Vagas Ferguson (100) each went over 100 yards rushing.

PLAYERS

avg.).

★ Was a strong contributor on special teams, compiling six tackles, one blocked punt and one forced fumble on a kickoff - both led to Patriots touchdowns.

★ Appeared in all three playoff games with one start and rushed three times for seven yards. Also caught one pass for 11 yards and made one special teams tackle.

★ Played on special teams and was a reserve at running back in the win vs. Cincinnati (10/5), finishing with one rush for three yards and two special teams tackles. Forced a fumble on a kickoff that Kyle Arrington returned nine yards for a touchdown.

★ Made his first start of the season and the third start of his career at Green Bay (11/30), finishing with three carries for 17 yards and scored on a 6-yard touchdown run.

★ Blocked his first NFL punt in the win at San Diego (12/7) that led to a Patriots touchdown. It was the Patriots' first blocked punt since 2010.

★ Made his first career postseason start in the AFC Divisional win vs. Baltimore (1/10), carrying three times for seven yards, catching one pass for 11 yards and posting one special teams tackle.

## 2013 (12/2, 2/0)

★ Played in 12 regular-season games with two starts and compiled 271 yards on 55 carries and three touchdowns. Also caught 21 passes for 152 yards.

★ Appeared as a reserve in both playoff games.

★ Was inactive for four games - the first two contests of the year and at Carolina (11/18) due to injury and was a healthy scratch vs. Cleveland (12/8).

★ Made his season debut and first career start vs. Tampa Bay (9/22) and compiled 100 total yards on offense. Rushed three times for 51 yards, including a career-long 46 yard gain and caught five passes for 49 yards.

★ Started and rushed eight times for 36 yards at N.Y. Jets (10/20) and his first touchdown of the season. Also caught one pass for seven yards.

★ Compiled 22 yards on eight rushes and a third-quarter touchdown vs. Miami (10/27). Also caught two passes for 7 yards.

★ Led the team with 13 rushes for 58 yards and a touchdown vs. Denver (11/24). Also caught one pass for 11 yards.

## 2012 (10/0, 2/0)

★ Played in 10 regular-season games and missed four games due to an NFL suspension. Finished with 56 carries for 274 yards (4.9 avg) and two touchdowns.

★ Appeared as a reserve in both playoff contests.

★ Was inactive due to injury at St. Louis (10/28) and vs. NY Jets (10/21).

★ Compiled 137 yards on 16 carries (8.6 avg) and a touchdown for the first 100-yard rushing game of his career at Buffalo (9/30). Bolden and Stevan Ridley (106 yards) became the first Patriots running back duo to eclipse 100 yards rushing in the same game since Nov. 23, 1980, at Baltimore Colts when Don Calhoun (106) and Vagas Ferguson (100) each went over 100 yards rushing. Also caught one pass for 11 yards. Earned

## HONORS & AWARDS

2012

FedEx Ground Player of the Week (Week 4)

FedEx NFL Ground Player of the Week for his efforts. His 8.6 yard-per carry average is tied for the third-highest ever in a single game for the Patriots among running backs with at least 15 rushing attempts.

★ Gained 54 yards on 14 carries (3.9 avg) vs. Denver (10/7) as part of a rushing attack that eclipsed 200 yards in back-to-back games for the first time since 1978.

★ Rushed for four yards on two carries (2.0 avg) including his first NFL touchdown at Baltimore (9/23).

★ Made his NFL debut and rushed for 11 yards on five carries (2.2 avg) in the season-opening win at Tennessee (9/9).

## COLLEGE

★ Finished career ranked second in school in history in total touchdowns (33) and rushing touchdowns (27), third in all-purpose yards (3,681) and fourth in rushing yards (2,604).

★ Played in 10 games with four starts as a senior in 2011, totaling 96 carries for 462 yards (4.8 avg) and four touchdowns while serving as team captain.

★ Earned Associated Press All-SEC Honorable Mention honors as a junior after playing in all 12 games with 11 starts and tying the school's single-season record for total touchdowns (17) and rushing touchdowns (14) and finishing fifth in the SEC in rushing (81.3 ypg).

★ Appeared in all 13 games with eight starts as a sophomore, registering 129 carries for 614 yards (4.8 avg) and four touchdowns and 20 receptions for 209 yards (10.5 avg) and one touchdown.

★ Played in all 13 games as a freshman, amassing 542 rushing yards, five touchdowns rushing and one touchdown receiving.

## PERSONAL

★ Born Jan. 26, 1990.

★ Bolden's grandfather, Frank Pitts, played 10 years in the NFL, as a receiver for the Chiefs, Browns, and Raiders. He was with Kansas City for two Super Bowls, losing Super Bowl I and winning Super Bowl IV.

★ Brandon and his wife, Arianna, have a son, Brycein.



# BRANDON BOLDEN

Pos: RB Ht: 5-11 Wt: 220 Year: 4th Acq: FA-12 College: Mississippi Born: 1/26/90

REGULAR SEASON		RUSHING						RECEIVING					
Year	Team	G/S	No	Yds	Avg	Lg	TD	No	Yds	Avg	Lg	TD	
2012	Patriots	10/0	56	274	4.9	27	2	2	11	5.5	11	0	
2013	Patriots	12/2	55	271	4.9	46	3	21	152	7.2	18	0	
2014	Patriots	16/2	28	89	3.2	17	1	2	8	4.0	4	0	
2015	Patriots	15/2	63	186	3.3	14	0	19	180	9.5	63t	2	
<b>Totals - 4 Years</b>		<b>53/6</b>	<b>202</b>	<b>840</b>	<b>4.2</b>	<b>46</b>	<b>6</b>	<b>44</b>	<b>351</b>	<b>8.0</b>	<b>63t</b>	<b>2</b>	

**Additional Statistics:** Special Teams Tackles (16): 2012 (6); 2013 (3); 2014 (6); 2015 (1); 2 Forced Fumbles on a kickoff (vs. Cincinnati 10/5/14), (at N.Y. Giants 11/16/15); 1 Blocked punt (at San Diego 12/7/14).

POSTSEASON		RUSHING						RECEIVING					
Year	Team	G/S	No	Yds	Avg	Lg	TD	No	Yds	Avg	Lg	TD	
2012	Patriots	2/0	0	0	0.0	0	0	0	0	0.0	0	0	
2013	Patriots	2/0	0	0	0.0	0	0	0	0	0.0	0	0	
2014	Patriots	3/1	3	7	2.3	4	0	1	11	11.0	11	0	
2014	Patriots	1/1	0	0	0.0	0	0	1	-3	-3.0	-3	0	
<b>Totals - 3 Years</b>		<b>8/2</b>	<b>3</b>	<b>7</b>	<b>2.3</b>	<b>4</b>	<b>0</b>	<b>2</b>	<b>8</b>	<b>4.0</b>	<b>11</b>	<b>0</b>	

**Additional Statistics:** Special Teams Tackles: 2014 (1), 2015 (2)

## BOLDEN'S CAREER GAME-BY-GAME

		Rushing						Receiving					
2012	Opponent	P/S	No	Yds	Avg	Lg	TD	No	Yds	Avg	Lg	TD	
09/09	at Tennessee	p	5	11	2.2	9	0	-	-	-	-	-	
09/16	Arizona	p	-	-	-	-	-	-	-	-	-	-	
09/23	at Baltimore	p	2	4	2.0	2t	1	-	-	-	-	-	
09/30	at Buffalo	p	16	137	8.6	27	1	1	11	11.0	11	0	
10/07	Denver	p	14	54	3.9	24	0	1	0	0.0	0	0	
10/14	at Seattle	p	6	28	4.7	13	0	-	-	-	-	-	
10/21	N.Y. Jets		Inactive										
10/28	at St. Louis		Inactive										
11/11	Buffalo		Did Not Play										
11/18	Indianapolis		Did Not Play										
11/22	at N.Y. Jets		Did Not Play										
12/02	at Miami		Did Not Play										
12/10	Houston	p	2	11	5.5	6	0	-	-	-	-	-	
12/16	San Francisco	p	-	-	-	-	-	-	-	-	-	-	
12/23	at Jacksonville	p	5	3	0.6	4	0	-	-	-	-	-	
12/30	Miami	p	6	26	4.3	24	0	-	-	-	-	-	
<b>2012 Totals</b>		<b>10/0</b>	<b>56</b>	<b>274</b>	<b>4.9</b>	<b>27</b>	<b>2</b>	<b>2</b>	<b>11</b>	<b>5.5</b>	<b>11</b>	<b>0</b>	
01/13	Houston	p	-	-	-	-	-	-	-	-	-	-	
01/20	at Baltimore	p	-	-	-	-	-	-	-	-	-	-	
<b>2012 Postseason</b>		<b>2/0</b>	<b>0</b>	<b>0</b>	<b>0.0</b>	<b>0</b>	<b>0</b>	<b>0</b>	<b>0</b>	<b>0.0</b>	<b>0</b>	<b>0</b>	
		Rushing						Receiving					
2013	Opponent	P/S	No	Yds	Avg	Lg	TD	No	Yds	Avg	Lg	TD	
09/08	at Buffalo		Inactive										
09/12	N.Y. Jets		Inactive										
09/22	Tampa Bay	S	3	51	17.0	46	0	5	49	9.8	17	0	
09/29	at Atlanta	p	6	17	2.8	8	0	1	-5	-5.0	-5	0	
10/06	at Cincinnati	p	5	24	4.8	12	0	6	40	6.7	14	0	
10/13	New Orleans	p	5	19	3.8	12	0	2	9	4.5	5	0	
10/20	at N.Y. Jets	S	8	36	4.5	9	1	1	7	7.0	7	0	
10/27	Miami	p	8	22	2.8	8	1	2	7	3.5	5	0	
11/03	Pittsburgh	p	3	36	12.0	14	0	-	-	-	-	-	
11/18	at Carolina	p	-	-	-	-	-	-	-	-	-	-	
11/24	Denver	p	13	58	4.5	33	1	1	11	11.0	11	0	
12/01	at Houston	p	3	2	0.7	1	0	1	18	18.0	18	0	
12/08	Cleveland		Inactive					-	-	-	-	-	
12/15	at Miami	p	-	-	-	-	-	-	-	-	-	-	
12/22	at Baltimore	p	1	6	6.0	6	0	2	16	8.0	12	0	
12/29	Buffalo	p	-	-	-	-	-	-	-	-	-	-	
<b>2013 Totals</b>		<b>12/2</b>	<b>55</b>	<b>271</b>	<b>4.9</b>	<b>46</b>	<b>3</b>	<b>21</b>	<b>152</b>	<b>7.2</b>	<b>18</b>	<b>0</b>	
01/11	Indianapolis	p	-	-	-	-	-	-	-	-	-	-	
01/19	at Denver	p	-	-	-	-	-	-	-	-	-	-	
<b>2013 Postseason</b>		<b>2/0</b>	<b>0</b>	<b>0</b>	<b>0.0</b>	<b>0</b>	<b>0</b>	<b>0</b>	<b>0</b>	<b>0.0</b>	<b>0</b>	<b>0</b>	
		Rushing						Receiving					
2014	Opponent	P/S	No	Yds	Avg	Lg	TD	No	Yds	Avg	Lg	TD	
09/07	at Miami	p	2	8	4.0	7	0	1	4	4.0	4	0	
09/14	at Minnesota	p	4	0	0.0	2	0	-	-	-	-	-	
09/21	Oakland	p	2	4	2.0	3	0	-	-	-	-	-	
09/29	at Kansas City	p	-	-	-	-	-	-	-	-	-	-	
10/05	Cincinnati	p	1	3	3.0	3	0	-	-	-	-	-	
10/12	at Buffalo	p	6	10	1.7	8	0	-	-	-	-	-	
10/16	N.Y. Jets	p	-	-	-	-	-	1	4	4.0	4	0	
10/26	Chicago	p	-	-	-	-	-	-	-	-	-	-	
11/02	Denver	p	-	-	-	-	-	-	-	-	-	-	
11/16	at Indianapolis	p	-	-	-	-	-	-	-	-	-	-	
11/23	Detroit	p	-	-	-	-	-	-	-	-	-	-	
11/30	at Green Bay	S	3	17	5.7	12	1	-	-	-	-	-	
12/07	at San Diego	p	-	-	-	-	-	-	-	-	-	-	
12/14	Miami	p	-	-	-	-	-	-	-	-	-	-	
12/21	at N.Y. Jets	p	5	32	6.4	17	0	-	-	-	-	-	
12/28	Buffalo	S	5	15	3.0	7	0	-	-	-	-	-	
<b>2014 Totals</b>		<b>16/2</b>	<b>28</b>	<b>89</b>	<b>3.2</b>	<b>17</b>	<b>1</b>	<b>2</b>	<b>8</b>	<b>4.0</b>	<b>4</b>	<b>0</b>	
01/10	Baltimore	S	3	7	2.3	4	0	1	11	11.0	11	0	
01/18	Indianapolis	p	-	-	-	-	-	-	-	-	-	-	
02/01	Seattle	p	-	-	-	-	-	-	-	-	-	-	
<b>2014 Postseason</b>		<b>3/1</b>	<b>3</b>	<b>7</b>	<b>2.3</b>	<b>4</b>	<b>0</b>	<b>1</b>	<b>11</b>	<b>11.0</b>	<b>11</b>	<b>0</b>	



# JONATHAN BOSTIC



# 58

HT: 6-1 WT: 245  
Born: 5/5/1991 Exp. (NFL/Patriots): 3/1  
GP/GS (Playoffs): 40/18 (0/0) Acq: TR (CHI)-15  
College: Florida Hometown: Wellington, Fla.

## LINEBACKER

### CAREER TRANSACTIONS

Jonathan Bostic was acquired by the New England Patriots in a trade from Chicago on Sept. 29, 2015 ... Originally drafted by Chicago in the second round (50th overall) of the 2013 NFL Draft.

### SEASONAL REVIEWS

#### 2015 (11/1 – Patriots)

- ★ Was inactive in the playoff victory vs. Kansas City (1/16).
- ★ Was active but did not play at Miami (1/3).
- ★ Contributed on special teams and as a reserve on defense at N.Y. Jets (12/27).
- ★ Contributed on special teams and as a reserve on defense in the win vs. Tennessee (12/20).
- ★ Made his first start as a Patriot at linebacker and posted one special teams tackle at Houston (12/13).
- ★ Contributed on special teams vs. Philadelphia (12/6).
- ★ Contributed on special teams and defense at Denver (11/29).
- ★ Contributed on special teams in the win vs. Buffalo (11/23).
- ★ Contributed on defense and special teams in the win at N.Y. Giants (11/15).
- ★ Contributed on special teams and took his first snaps on defense as a Patriot in the win vs. Washington (11/8) posting one tackle on defense.
- ★ Contributed on special teams in the win vs. Miami (10/29).
- ★ Contributed on special teams in the win vs. N.Y. Jets (10/25).
- ★ Made his Patriots debut and contributed on special teams, posting one special teams tackle in the win at Indianapolis (10/18).
- ★ Was inactive in the win at Dallas (10/11).

#### 2015 (0/0 – Chicago)

- ★ Was inactive for the first three games of the regular season while he was with Chicago.

#### 2014 (13/8)

- ★ Played in 13 games with eight starts and posted 84 tackles, three passes defended and one special teams tackle.
- ★ Was inactive for three games due to a back injury.

#### 2013 (16/9)

- ★ Appeared in all 16 games with nine starts during the regular season and compiled 55 tackles, two sacks, one interception and one fumble recovery. Also made three special teams stops.
- ★ Started at linebacker at Minnesota (12/1) and registered his first two career sacks.

### COLLEGE

- ★ Appeared in 51 games, making 32 starts in four seasons (2009-12) at Florida, finishing career with 237 total tackles, 7½ sacks, seven passes defended, five interceptions and two forced fumbles
- ★ Named to Coaches' All-SEC Second Team on defense in senior season, starting all 13 games and ranking third on the team with 68 tackles. Also tied for second on the team with three sacks and tied for fourth in interceptions (2) and third in quarterback hurries (4).
- ★ Started all 13 games as a junior, leading Gators with 94 tackles and finished. Also added three sacks, two passes defended and 1 forced fumble as a junior.
- ★ Appeared in all 13 games as a sophomore, starting six, gathering 57 tackles (36 solo) and three interceptions.
- ★ Led all UF freshmen with 18 total tackles, including 14 solo.

### PERSONAL

- ★ Was selected to the U.S. Army All-American Bowl after playing high school football at Palm Beach Central.
- ★ Ranked as the fifth-best inside linebacker prospect according to Rivals.com and was an all-state selection for Florida Class-6A.
- ★ Father, Jon Bostic, was a defensive back for the Detroit Lions, playing in a total of 29 games from 1985-87.

## JONATHAN BOSTIC

Pos: LB Ht: 6-1 Wt: 245 Year: 3rd Acq: TR (CHI)-15 College: Florida Born: 5/5/91

REGULAR SEASON		TACKLES						INTERCEPTIONS					MISCELLANEOUS					
Year	Team	G/S	TT	UT	A	S	Yds	No	Yds	Avg	Lg	TD	PD	FF	FR	Yds	TD	SpT
2013	Bears	13/8	55	43	12	2.0	9.0	1	0	0.0	0	0	1	0	1	0	0	3
2014	Bears	16/9	84	58	26	0.0	0.0	0	0	0.0	0	0	3	0	0	0	0	1
2015	Patriots	11/1	1	0	1	0.0	0.0	0	0	0.0	0	0	0	0	0	0	0	2
Totals – 3 Years		40/18	140	101	39	2.0	9.0	1	0	0.0	0	0	4	0	1	0	0	6



# TOM BRADY



# 12

HT: 6-4 WT: 225

Born: 8/3/1977 Exp. (NFL/Patriots): 16/16  
GP/GS (Playoffs): 225/223 (30/30) Acq: D6-00 (199th)

College: Michigan Hometown: San Mateo, Calif.

PRO BOWLS SUPER BOWLS

QUARTERBACK



## CAREER TRANSACTIONS

Tom Brady was drafted by the New England Patriots in the sixth round (199th overall) of the 2000 NFL Draft.

## CAREER HIGHLIGHTS

- ★ Brady is a 14-time Patriots team captain, elected to the position by his teammates every season since 2002.
- ★ Two-time NFL MVP (2007 & 2010).
- ★ Brady's overall record is 194-59 (.767) in regular-season and playoff games. It is the best record of any NFL quarterback in the Super Bowl Era (since 1966) with at least 100 starts.
- ★ Brady is the third quarterback in NFL history to lead his team to four Super Bowl wins, joining Terry Bradshaw (4) and Joe Montana (4).
- ★ Brady owns three Pete Rozelle Awards as Super Bowl MVP (XXXVI, XXXVIII and XLIX). He is just the second player in Super Bowl history to earn three MVP awards, joining Pro Football Hall of Famer Joe Montana (3).
- ★ Brady is the all-time leader in Super Bowl passing yards (1,605), touchdown passes (13) and starts (6).
- ★ Brady is 22-8 (.733) in the playoffs, the most playoff wins in NFL history.
- ★ His 30 postseason starts are the most by a quarterback in NFL history and are tied for most playoff appearances with Adam Vinatieri (30).
- ★ His nine conference title game starts and six conference championships are the most of any starting quarterback in the Super Bowl era.
- ★ Holds all-time postseason records for starts by a quarterback (20), wins (22), passing yards (7,647), completions (711), touchdowns (55) and multi-TD passing games (17).
- ★ Holds all-time Super Bowl records for starts (6), passing yards (1,605), completions (164) and touchdowns (13). Also holds single-game Super Bowl records for first-half completions (20) and total completions (37).
- ★ Brady's 155 wins in his first 200 starts are the most in NFL history. Peyton Manning is second with 136 wins in his first 200 starts.
- ★ Brady's touchdown-to-interception ratio (2.85) ranks second in NFL history among all players with 2,000 or more passing attempts.
- ★ Brady has been elected to the Pro Bowl a team-record 11 times in his career (2001, 2004, 2005, 2007, 2009-15).
- ★ Won an NFL-record 31 consecutive home games from 2006-11.
- ★ Set an NFL record by attempting 358 consecutive passes from 2010-11 without throwing an interception.
- ★ Has amassed 23 four-touchdown games and 71 300-yard passing games in his 16-year career.
- ★ Has thrown 428 career touchdown passes, good for third all-time in NFL history.

- ★ His 19 games with four or more touchdown passes and no interceptions are tied with Drew Brees and Peyton Manning for the most in NFL history.
- ★ Has amassed seven 50-point games in his career, most in NFL history:
  - 52 vs. Washington (10/28/07)
  - 56 vs. Buffalo (11/18/07)
  - 59 vs. Tennessee (10/18/09)
  - 52 at Buffalo (9/30/12)
  - 59 vs. Indianapolis (11/18/12)
  - 55 vs. Pittsburgh (11/3/13)
  - 51 vs. Chicago (10/26/14)
  - 51 vs. Jacksonville (9/27/15)
- ★ Became the fifth player in NFL history to reach 55,000 career passing yards after completing 34-of-54 passes for 355 yards and two touchdowns in the win vs. the New York Jets (10/25/15).
- ★ Brady won 76 of his first 100 regular season starts, tying Roger Staubach's mark for most victories by a quarterback in his first 100 starts during the Super Bowl Era (since 1966).
- ★ Brady is the only quarterback in NFL history to start and win three Super Bowls before his 28th birthday, having quarterbacked the Patriots to victories in Super Bowl XXXVI when he was 24 years old, Super Bowl XXXVIII (26) and Super Bowl XXXIX (27).
- ★ Brady led a game-winning drive to break a tie or take the lead in the fourth quarter of each of the Patriots' four Super Bowl victories, becoming the only quarterback in NFL history to lead four such game-winning drives in the Super Bowl.
- ★ Brady won his first 10 playoff games, setting an NFL record for the most consecutive playoff wins.
- ★ Brady (24 years, 184 days old) was voted MVP of Super Bowl XXXVI and was the third-youngest player to earn the honor (Marcus Allen, 23 years and 301 days at Super Bowl XVIII and Lynn Swann, 23 years, 316 days at Super Bowl X).
- ★ Brady threw for 53 yards on the Patriots' game-winning drive in Super Bowl XXXVI, completing five of his eight passes. Two of his pass attempts were spiked to kill the game clock. With just 1:21 remaining, he moved the Patriots into field goal position without the benefit of timeouts.
- ★ Brady completed 13-of-15 passes for 124 yards and two touchdowns in the fourth quarter of Super Bowl XLIX to rally the Patriots from a 10-point deficit, marking the biggest fourth-quarter comeback in Super Bowl history.
- ★ Brady completed the first 162 passes of his career without an interception. It was the longest streak to start a career in NFL history and ranks third for most attempts without an interception in Patriots franchise history.

## SEASONAL HIGHLIGHTS

## BRADY'S SINGLE GAME CAREER HIGHS

## Regular Season:

Attempts:	65	vs. San Francisco (12/16/12)
Completions:	39	vs. Buffalo (9/14/09)
		vs. Kansas City (9/22/02)
Long:	99t	at Miami (9/12/11)
Yards:	517	at Miami (9/12/11)
Pct. (min. 20 att.):	.885	vs. Jacksonville (12/27/09)
Touchdowns:	6	at Miami (10/21/07)
		vs. Tennessee (10/18/09)
Rating:	158.3	at Detroit (11/25/10)
		at Miami (10/21/07)

★ Brady set a career high in completions in 2015 with 402 completions. His 36 touchdown passes are the most by any player in 2015, marking the fourth time he's led the league in touchdown passes in his career.

★ Brady's 9-yard touchdown pass to James White in the fourth quarter at N.Y. Jets (12/27) was his 481st overall touchdown with the Patriots, tying Brett Favre for the most touchdowns overall with one team in NFL history.

★ With 35 touchdown passes in 2015, became just the second quarterback in NFL history with four separate seasons of 35 or more touchdown passes.

★ Surpassed Dan Marino for sole possession of third place on the NFL's all-time touchdown list with 421 career scoring passes after throwing a 4-yard touchdown pass to RB James White in the second quarter vs. Philadelphia (12/6). Brady finished the game with 423 career scoring passes.

★ Became the fifth player in NFL history to reach 55,000 career passing yards after completing 34-of-54 passes for 355 yards and two touchdowns in the win vs. the New York Jets (10/25/15).

★ Became the fourth NFL player to reach 400 career touchdowns when he connected with Danny Amendola on a 1-yard touchdown in the second quarter vs. Jacksonville (9/27/15). Reaching the milestone earned him AFC Offensive Player of the Month honors for the month of September.

★ Completed 38-of-59 passes for 466 yards, three touchdowns and no interceptions at Buffalo (9/20), marking his 24th victory against the Bills. His 24 wins are second-most by a starting quarterback against

## EXTRA POINTS

★ Tom donated 1,500 laptops to One Laptop Per Child, a non-profit organization that provides rugged, low-cost, low-power laptops to schoolchildren across the globe. The laptops that Tom donated were distributed to children in 31 countries as well as Boys & Girls Clubs in every New England state. In February 2009, Tom visited the West End House Boys & Girls Club in Allston, Mass., to visit with the club's members and to demonstrate the laptop's capabilities.

★ When he was just four years old, Tom attended the 1981 NFC Championship Game with his father. He was in the stands at Candlestick Park when Joe Montana found Dwight Clark for "The Catch" that sent the 49ers to the Super Bowl.

★ Brady has been a consistent supporter of the Best Buddies program. Most recently, he served as an honorary chairman of the Best Buddies Challenge, participating in a flag football game in Boston and a bike ride on Cape Cod.

★ In 2013, opened TB12 Sports Therapy Center at Patriot Place, created to bring his method of training to athletes of every age who aspire to be the best athletes they can be.

an opponent. His 466 passing yards are the most all-time against Buffalo. Brady, who has 754 yards with seven touchdowns and no interceptions through two weeks, joins Peyton Manning (2013) as the only player in NFL history to pass for at least 750 yards and seven touchdowns with no interceptions in the first two games of the season.

★ Opened the 2015 season completing 25-of-32 passes for 288 yards and four touchdowns and no interceptions

## ALL-TIME LEADER IN TD/INT RATIO

Over his career, Tom Brady has thrown 2.85 times more touchdowns than interceptions. His touchdown-to-interception ratio is the second best in NFL history among all players with 2,000 or more passing attempts.

## ALL-TIME NFL LEADERS / TOUCHDOWN-TO-INTERCEPTION RATIO

Player	Team(s)	Years	GP	TD	INT	Ratio
Aaron Rodgers	GB	2005-2015	126	257	65	3.95
<b>Tom Brady</b>	<b>NE</b>	<b>2000-2015</b>	<b>225</b>	<b>428</b>	<b>150</b>	<b>2.85</b>
Steve Young	TB/SF	1985-1999	169	232	107	2.17
Peyton Manning	IND/DEN	1998-2015	266	539	251	2.15
Tony Romo	DAL	2004-2015	155	247	117	2.11
Drew Brees	SD/NO	2001-2015	217	428	205	2.09
Philip Rivers	SD	2004-2015	164	281	135	2.08
Donovan McNabb	PHI/WAS/MIN	1999-2011	167	234	117	2.00
Joe Montana	SF/KC	1979-1994	192	273	139	1.96
Jeff Garcia	SF/PHI/TAM/CLE/DET	1999-2009	125	161	83	1.94
Matt Ryan	ATL	2008-2015	126	200	107	1.89
Ben Roethlisberger	PIT	2004-2015	171	272	147	1.85

NOTE: Minimum 2,000 career passing attempts. Regular season only.



It was his 161st win with the Patriots, passing Brett Favre for most wins as a starting quarterback with one team. Brady also set a franchise record with 19 consecutive completions and tied an NFL record with his 18th game with four touchdowns and no interceptions.

★ With 33 touchdown passes in 2014, became just the fourth quarterback in NFL history with five separate seasons of 30 or more touchdown passes.

★ Finished 2011 with 5,235 passing yards and joined Peyton Manning (5,477 in 2013), Drew Brees (5,162 in 2013, 5,177 in 2012, 5,476 in 2011 and 5,069 in 2008), Dan Marino (5,084 in 1984) and Matthew Stafford (5,038 in 2011) as the only players in NFL history to reach 5,000 passing yards in a single season.

★ In 2010, became the first player in NFL history to be unanimously selected as the Associated Press Most Valuable Player.

★ Threw at least one touchdown pass in 52 straight regular-season games from 2010-2013. Brady's 52 straight games are second all time, behind Drew Brees (54).

★ In 2010, Brady set career records for touchdown-to-interception ratio (9.0) and interception percentage (0.8), throwing only four interceptions on 492 pass attempts in the regular season.

★ In 2007, Brady was named the NFL's Most Valuable Player, setting then NFL records for most touchdown passes in a season (50) and the highest touchdown-interception differential (+42). The most games with three or more touchdown passes (12), most touchdown passes in a month (20 in October 2007), and highest completion percentage in a game (92.9 percent on Jan. 12, 2008) are still NFL records. Brady's 117.2 passer rating in 2007 was the second highest of all-time, while his 4,806 passing yards were the third highest single-season total in league history up to that point.

★ In addition to the NFL records Brady set in 2007, he also set Patriots franchise records for highest completion percentage in a season (68.9 percent), highest passer rating in a season (117.2), highest passer rating in a game (158.3 on Oct. 21, 2007) and most touchdown passes in a game (6 on Oct. 21, 2007).

## HONORS & AWARDS

### 2015

Pro Bowl  
AFC Offensive Player of the Month (September)  
AFC Offensive Player of the Week (Wk. 8)

### 2014

Super Bowl XLIX MVP  
NFL Pro Bowl  
Pro Football Writers Association All-AFC Team  
AFC Offensive Player of the Month (October)  
Team Captain

### 2013

NFL Pro Bowl  
AFC Offensive Player of the Week (Wk. 12)  
Team Captain

### 2012

AFC Pro Bowl  
AFC Offensive Player of the Week (Wk. 4, 8 & 14)  
FedEx Air NFL Player of the Week (Wk. 4)  
Team Captain

### 2011

AFC Pro Bowl  
AFC Offensive Player of the Month (November)  
AFC Offensive Player of the Month (December/January)  
AFC Offensive Player of the Week (Wk. 1, 2 & 16)  
FedEx Air NFL Player of the Week (Wk. 1)  
Team Captain

### 2010

AFC Pro Bowl  
Associated Press Most Valuable Player (unanimous selection)  
Associated Press Offensive Player of the Year  
Associated Press All-Pro: First Team  
Sporting News Offensive Player of the Year  
Sporting News All-Pro  
Pro Football Weekly Most Valuable Player  
Pro Football Weekly/PFWA All-NFL Team  
Peter King's SI.com Most Valuable Player  
Peter King's SI.com Offensive Player of the Year  
Peter King's SI.com All-Pro Offensive Team  
AFC Offensive Player of the Month (Dec./Jan.)  
AFC Offensive Player of the Week (Wk. 12 & 13)  
FedEx Air NFL Player of the Week (Wk. 14)  
Team Captain

### 2009

AFC Pro Bowl  
AFC Offensive Player of the Month (October)  
AFC Offensive Player of the Week (Wk. 1, 6 & 16)  
Associated Press Comeback Player of the Year  
Team Captain

### 2007

AFC Pro Bowl  
Associated Press NFL Most Valuable Player  
Associated Press All-Pro: First Team  
Associated Press Male Athlete of the Year

Associated Press NFL Offensive Player of the Year  
Sporting News Sportsman of the Year

Sporting News NFL Player of the Year  
NFL MVP -- Pro Football Weekly/PFWA, USA Today, Dallas Morning News, Fort Worth Star-Telegram, San Francisco Chronicle

NFL Alumni Quarterback of the Year  
NFL 101 Award: AFC Offensive Player of the Year  
AFC Offensive Player of the Month (Sept. & Oct.)  
AFC Offensive Player of the Week (Wk. 3, 6, 7, 14 and 17)  
FedEx Air NFL Player of the Week (Wk. 6, 7, 11 and 17)  
Team Captain

### 2006

FedEx Air NFL Player of the Week (Wk. 8)  
Peter King's SI.com Offensive Player of the Week (Wk. 13)  
Team Captain

### 2005

AFC Pro Bowl  
Sports Illustrated Sportsman of the Year  
FedEx Express NFL Player of the Year Finalist  
AFC Offensive Player of the Week (Wk. 5)  
Pro Football Weekly Offensive Player of the Week (Wk. 5)  
Vic Carucci's All-Vic Team -- NFL.com  
Team Captain

### 2004

AFC Pro Bowl  
Sporting News Sportsman of the Year  
Sports Illustrated NFL Player of the Year  
Monday Night Football Hungriest Player Award (Wk. 9)  
Team Captain

### 2003

Super Bowl XXXVIII MVP  
NFL MVP -- Dallas Morning News and SI.com  
NFL.com FedEx Air Player of the Week (Wk. 9 & Wk. 17)  
AFC Offensive Player of the Week (Wk. 9 & Wk. 17)  
Monday Night Football Hungriest Player Award (Wk. 9)  
USA Today's All-Joe Team  
Team Captain

### 2002

AFC Offensive Player of the Week (Wk. 1 & Wk. 9)  
Monday Night Football Horse Trailer  
Player of the Game (Wk. 1)  
Team Captain

### 2001

AFC Pro Bowl  
Super Bowl XXXVI MVP  
All Terry Team (Fox's Terry Bradshaw)  
AFC Offensive Player of the Week (Wk. 5 & Wk. 11)  
Miller Lite NFL Player of the Week (Wk. 12)  
Patriots Miller Lite Player of the Week (Wk. 5 & Wk. 12)  
Shaw's 12th Player Award

★ In 2007, Brady contributed to the Patriots' establishment of several then NFL single-season team records, including most points scored in a season (589), largest point differential in a season (+315) and most touchdowns in a season (75). The Patriots became the first team in NFL history to complete a 16-0 regular season and tied the league's single-season mark with 18 overall victories.

★ Brady and receiver Randy Moss set an NFL single-season record in 2007 for most touchdown passes between a passer and a receiver (23), with Moss' 23 touchdown catches also setting a league record.

★ Brady tied an NFL record in 2005 by distributing his 26 touchdown passes to 12 different players. The only other NFL player to accomplish the feat was Brad Johnson in 2003.

★ Brady led the NFL with 28 touchdown passes in 2002 and became the first Patriot to lead the league in touchdown passes since Steve Grogan shared the lead with Cleveland's Brian Sipe (28) in 1979.

★ Brady threw at least two touchdown passes in each of the first five games of the 2002 season, the first Patriot to accomplish that feat and the first Patriot to throw for at least two touchdowns in five straight games in a single season since Butch Songin (10/23/60—11/18/60).

★ Brady was voted to the 2001 Pro Bowl and became just the second Patriots quarterback to receive the honor (Drew Bledsoe, 1994, 1996 and 1997).

★ Brady completed over 70 percent of his passes in four consecutive games during the 2001 season and joined an exclusive club of quarterbacks who accomplished the feat. He joined Joe Montana (8 games, 1989), Troy


## BRADY'S COMEBACKS

Tom Brady has engineered 49 career game-winning performances to lead his team to a victory from a fourth-quarter deficit or tie. He has accomplished the feat 40 times in the regular season and nine times in the playoffs (including four times in the Super Bowl).

### TOM BRADY'S GAME-WINNING PERFORMANCES (49)

Date		Opp.	Score	Time Remaining			Passing Statistics			
				In Reg.	Att	Cmp	Yds	TD	Int	Final
11/15/15	at	NYG	17-23	15:00	18	11	193	1	1	27-26
10/25/15		NYJ	16-17	15:00	17	14	150	2	0	30-23
02/01/15		SEA**	14-24	15:00	15	13	124	2	0	28-24
01/10/15		BAL*	28-31	10:17	9	8	72	1	0	35-31
12/21/14	at	NYJ	10-13	15:00	6	3	26	0	1	17-16
12/07/14	at	SD	13-14	15:00	8	7	112	1	0	23-14
12/08/13		CLE	3-19	15:00	20	16	142	2	0	27-26
12/01/13	at	HOU	21-24	15:00	12	8	87	0	0	34-31
11/24/13		DEN	21-24	15:00	19	12	100	1	0	34-31 ot
10/13/13		NO	23-27	1:13	5	7	70	1	0	30-27
09/08/13	at	BUF	20-21	4:31	7	7	36	0	0	23-21
10/21/12		NYJ	23-26	1:37	14	9	95	0	0	29-26 ot
09/30/12	at	BUF	21-21	15:00	7	4	78	2	0	52-28
01/22/12		BAL^	16-20	15:00	6	3	20	0	0	23-20
12/24/11		MIA	17-17	15:00	10	8	120	0	0	27-24
10/16/11		DAL	13-16	2:31	9	8	80	1	0	20-16
12/19/10		GB	21-27	13:49	6	5	82	1	0	31-27
11/25/10	at	DET	24-24	15:00	5	5	86	2	0	45-24
10/17/10		BAL	10-20	14:53	16	24	156	1	1	23-20 ot
09/14/09		BUF	13-24	5:32	13	11	112	2	0	25-24
12/29/07	at	NYG	23-28	15:00	12	8	130	1	0	38-35
12/03/07	at	BAL	17-24	14:25	17	7	113	1	0	27-24
11/25/07		PHI	24-28	15:00	16	11	109	0	0	31-28
11/04/07	at	IND	10-20	9:42	10	8	144	2	0	24-20
01/14/07	at	SD*	13-21	8:35	14	9	122	1	1	24-21
12/03/06		DET	13-21	13:07	15	14	101	0	0	28-21
11/26/06		CHI	10-10	14:46	7	6	98	1	0	17-13
09/10/06		BUF	14-17	15:00	6	3	58	0	1	19-17
11/13/05	at	MIA	15-16	2:53	2	2	76	1	0	23-16
10/30/05		BUF	7-16	10:07	4	4	69	0	0	21-16
10/09/05		ATL	28-28	3:52	2	2	17	0	0	31-28
09/25/05		PIT	10-13	14:19	12	12	167	0	0	23-20
02/06/05		PHI**	14-14	15:00	4	2	33	0	0	24-21
10/03/04	at	BUF	17-17	15:00	4	2	8	1	0	31-17
02/01/04		CAR**	29-29	1:08	5	4	47	0	0	32-29
01/10/04		TEN*	14-14	15:00	11	6	27	0	0	17-14
11/30/03	at	IND	31-31	10:21	6	3	31	1	0	38-34
11/23/03	at	HST	13-20	3:11	14	10	133	1	0	23-20 ot
11/03/03	at	DEN	23-26	2:51	4	5	58	1	0	30-26
10/19/03	at	MIA	13-13	15:00	10	7	147	1	0	19-13 ot
10/05/03		TEN	24-27	4:40	1	1	15	0	0	38-30
12/29/02		MIA	13-24	4:59	13	8	69	1	0	27-24 ot
11/10/02	at	CHI	19-30	5:16	14	9	116	2	0	33-30
09/22/02		KC	38-38	0:00	5	4	46	0	0	41-38 ot
02/03/02		STL**	17-17	1:21	8	5	53	0	0	20-17
01/19/02		OAK*	3-13	15:00	27	20	138	0	0	16-13 ot
12/16/01	at	BUF	6-9	5:57	13	9	116	0	0	12-9 ot
12/02/01	at	NYJ	14-16	15:00	7	6	56	0	0	17-16
10/14/01		SD	16-26	8:48	18	13	130	1	0	29-26 ot

-Statistics are from the time noted until the end of the game \* Divisional Playoffs ^ AFC Championship \*\* Super Bowl



## SINGLE SEASON YARDS MARK

Tom Brady finished 2011 with 5,235 passing yards and enters 2015 with one of eight 5,000-yard passing seasons in NFL history.

### NFL SINGLE-SEASON PASSING YARDS LEADERS

Player	YEAR	ATT	COMP	YARDS
Peyton Manning	2013	659	450	5,477
Drew Brees	2011	467	657	5,476
<b>Tom Brady</b>	<b>2011</b>	<b>611</b>	<b>401</b>	<b>5,235</b>
Drew Brees	2012	670	422	5,177
Drew Brees	2013	650	446	5,162
Dan Marino	1984	564	362	5,084
Drew Brees	2008	635	413	5,069
Matthew Stafford	2011	663	421	5,038

Aikman (4, 1995), Steve Young (4, 1993) and Sammy Baugh (4, 1945). He repeated the feat in 2007.

## SEASONAL REVIEWS

2015 (16/16, 1/1)

- ★ Named a co-captain for the 14th straight season.
- ★ Completed 28-of-42 passes for 302 yards, two touchdowns and no interceptions and rushed six times for six yards and one touchdown in the playoff victory vs. Kansas City (1/18).
- ★ Completed 12-of-21 passes for 134 yards and rushed once for a loss of one yard at Miami (1/3). Brady set a

## FINAL MINUTE HEROICS

The win against the Browns on Dec. 8, 2013 was the sixth game in Tom Brady's career in which he threw a game-winning touchdown pass in the final minute of the fourth quarter to turn a Patriots deficit into a Patriots win.

### TOM BRADY'S FINAL MINUTE, GAME-WINNING TOUCHDOWN PASSES

**11/10/02 at Chicago\* W 33-30**  
New England trailed 30-25 when Brady threw a 20-yard touchdown to David Patten with 21 seconds left to lift the Patriots to a 33-30 win.  
\*Champaign, Ill.

**11/3/03 at Denver W 30-26**  
The Patriots trailed 26-23 when Brady threw an 18-yard touchdown to David Givens with 30 seconds left to give the Patriots the win.

**12/3/07 at Baltimore W 27-24**  
New England trailed 24-20 when Brady threw an 8-yard touchdown to Jabar Gaffney with 44 seconds left to give the Patriots the win.

**9/14/09 vs. Buffalo W 25-24**  
The Patriots trailed 24-19 when Brady threw a 16-yard touchdown to Ben Watson with 50 seconds left to give the Patriots a 25-24 win.

**10/16/11 vs. Dallas W 20-16**  
The Patriots trailed 16-13 when Brady threw an 8-yard touchdown pass to Aaron Hernandez with 22 seconds left to give New England a 20-16 win.

**10/13/13 vs. New Orleans W 30-27**  
New England trailed 27-23 when Brady threw a 17-yard touchdown pass to Kenbrell Thomkins with 5 seconds left to give the Patriots a 30-27 win.

**12/8/13 vs. Cleveland W 30-27**  
The Patriots trailed 26-21 when Brady threw a 1-yard touchdown pass to Danny Amendola with 31 seconds left to give New England a 27-26 win.

## ACTIVE QB WINNING PERCENTAGE

Minimum 32 Starts (two full seasons), Regular Season Only

Player	Team (s)	W	L	T	Pct.
<b>Tom Brady</b>	<b>NE</b>	<b>172</b>	<b>51</b>	<b>0</b>	<b>.771</b>
Russell Wilson	SEA	47	18	0	.723
Peyton Manning	DEN	186	79	0	.702
Aaron Rodgers	GB	80	39	0	.672
Ben Roethlisberger	PIT	113	56	0	.669
Andy Dalton	CIN	52	27	1	.656
Andrew Luck	IND	40	21	0	.656

## ALL-TIME LEADING PASSER

Tom Brady passed Drew Bledsoe on an 11-yard completion to Sam Aiken in the third quarter of the New Orleans (11/30) game in 2009 to become the Patriots all-time passing leader.

### PATRIOTS ALL-TIME LEADING PASSERS

Player	YEARS	ATT	COMP	YARDS
<b>Tom Brady</b>	<b>2000-15</b>	<b>7,792</b>	<b>4,953</b>	<b>58,028</b>
Drew Bledsoe	1993-01	4,518	2,544	29,657
Steve Grogan	1975-90	3,593	1,879	26,886

career high in completions in 2015 with 402 completions. His 36 touchdown passes are the most by any player in 2015, marking the fourth time he's led the league in touchdown passes in his career.

- ★ Completed 31-of-22 passes for 231, one touchdown and one interception at N.Y. Jets (12/27). Brady's 9-yard touchdown pass to James White in the fourth quarter at N.Y. Jets (12/27) was his 481st overall touchdown with the Patriots, tying Brett Favre for the most touchdowns overall with one team in NFL history.

- ★ Completed 23-of-35 passes for 267 yards, two touchdowns and no interceptions in the win vs Tennessee (12/20). Brady's two touchdown passes put him at 35 on the season. He now joins Peyton Manning as the only NFL quarterbacks with four seasons with 35 or more touchdown passes.

- ★ Completed 30-of-22 passes for 226 yards, two

## BRADY CAREER NOTES

- Tom Brady has quarterbacked the Patriots to victories in 172 of his 225 career regular-season starts, third-most wins all time and the most with a single team.
- Brady finished the 2014 season with 4,109 passing yards, marking the seventh time in his career that he has reached 4,000 passing yards. He joined Dan Marino (6), Brett Favre (6), Drew Brees (9) and Peyton Manning (14) as the only players to have at least six seasons with 4,000 passing yards.
- Tom Brady earned his 13th division championship in 2015, an NFL record. Peyton Manning is second with 12 division titles.
- Tom Brady guided the Patriots to 12 wins in 2015. Since entering the NFL in 2000, Brady's teams have reached 12 regular-season wins in ten different seasons, second all-time behind Peyton Manning.
- Tom Brady (58,028) became the fifth NFL player to reach 55,000 passing yards on a 23-yard pass to WR Danny Amendola vs. the New York Jets (10/29/15).
- Brady's 4,953 completions are fifth-most all time.

touchdowns and no interceptions for a 116.8 passer rating and rushed four times for 10 yards in the win at Houston (12/13). Brady's 226-yard performance put him over 4,000 passing yards on the season for the eighth time in his career.

★ Completed 29-of-56 passes for 312 yards, three touchdowns and two interceptions. Also rushed six times for 17 yards and a 1-yard score and caught a 36-yard pass from Danny Amendola that marked the second reception of his career vs. Philadelphia (12/6). Brady surpassed Dan Marino for sole possession of third place on the NFL's all-time touchdown list with 421 career scoring passes after throwing a 4-yard touchdown pass to RB James White in the second quarter vs. Philadelphia (12/6). Brady finished the game with 423 career scoring passes. His 312-yard passing performance marks the 71st 300-yard passing game of Brady's career.

★ Completed 23-of-42 passes for 280 yards, three touchdowns and no interceptions at Denver (11/29).

★ Completed 20-of-39 passes for 277 yards, one touchdown and one interception in the win vs. Buffalo (11/23).

★ Completed 26-of-42 passes for 334 yards, two touchdowns and one interception and rushed twice for nine yards in the win at N.Y. Giants (11/15). The game marked the 49th fourth quarter comeback of Brady's career. The Patriots entered the fourth quarter down 23-17, before Brady completed 11-of-18 passes for 193 yards and a touchdown, leading the Patriots to a 27-26 victory. The win also marks Brady's 70th 300-yard game and his ninth straight game with at least two touchdowns.

## RECORDING SUCCESS

Tom Brady has quarterbacked the Patriots to victories in 172 of his 225 career regular-season starts, compiling a .771 winning percentage and giving him the best record of any quarterback in the Super Bowl era (since 1966). Including his 22-8 record in the playoffs, he has a 194-58 overall record.

### TOP WINNING PERCENTAGES IN SUPER BOWL ERA

(Since 1966, Minimum 50 Starts, Regular Season Only)

Player	Team(s)	Years	W	L	T	Pct.
<b>Tom Brady</b>	<b>NE</b>	<b>2000-15</b>	<b>172</b>	<b>51</b>	<b>0</b>	<b>.771</b>
Roger Staubach	DAL	1969-79	85	29	0	.746
Joe Montana	SF/KC	1979-94	117	47	0	.713

### MOST VICTORIES / FIRST 100 STARTS IN SUPER BOWL ERA

Player	Team(s)	1st Start	100th Start	Wins
<b>Tom Brady</b>	<b>NE</b>	<b>09/30/01</b>	<b>10/14/07</b>	<b>76</b>
Roger Staubach	DAL	09/20/70	09/16/79	76
Ken Stabler	OAK/HOU	10/17/71	09/21/80	72
Terry Bradshaw	PIT	09/20/70	11/27/78	68
Brett Favre	GB	09/27/92	10/25/98	68
Joe Montana	SF	01/22/79	09/18/88	68

### QUARTERBACKS WITH THREE OR MORE SUPER BOWL VICTORIES

Quarterback	Team	Wins
<b>Tom Brady</b>	<b>NE</b>	<b>4</b>
Terry Bradshaw	PIT	4
Joe Montana	SF	4
Troy Aikman	DAL	3

### PLAYERS WITH MULTIPLE SUPER BOWL MVP AWARDS

Player	Team	MVPs
<b>Tom Brady</b>	<b>NE</b>	<b>3</b>
Joe Montana	SF	3
Terry Bradshaw	PIT	2
Eli Manning	NYG	2
Bart Starr	GB	2

★ Completed 26-of-39 passes for 299 yards two touchdowns and just his second interception of the season in the win vs. Washington (11/8). The game marks his eighth straight contest with at least two touchdown passes.

★ Completed 26-of-38 passes for 356 yards and four touchdowns, earning a passer rating of 133.2 in the Thursday night win vs. Miami (10/29). The game marked his 24th career game with four or more touchdowns and improved his record to 9-0 on Thursday games. Brady has thrown for 300+ yards in each of his last three games, marking the eighth time in his career and the first time since 2013 that he's had three consecutive 300-yard performances. His performance earned him AFC Offensive Player of the Week accolades for Week 8.

## SEASONS TO REMEMBER

Tom Brady has had multiple memorable passing seasons.

### ALL-TIME NFL LEADERS / SINGLE SEASON TD PASSES

Player	Team	Year	TD
Peyton Manning	DEN	2013	55
<b>Tom Brady</b>	<b>NE</b>	<b>2007</b>	<b>50</b>
Peyton Manning	IND	2004	49
Dan Marino	MIA	1984	48
Drew Brees	NO	2011	46
Aaron Rodgers	GB	2011	45
Dan Marino	MIA	1986	44
Drew Brees	NO	2012	43
Matthew Stafford	DET	2011	41
Kurt Warner	STL	1999	41
Andrew Luck	IND	2014	40
<b>Tom Brady</b>	<b>NE</b>	<b>2011</b>	<b>39</b>
Peyton Manning	DEN	2014	39
Drew Brees	NO	2013	39
Aaron Rodgers	GB	2012	39
Daunte Culpepper	MIN	2004	39
Brett Favre	GB	1996	39

### ALL-TIME LEADERS / SINGLE-SEASON TD-INT DIFFERENTIAL

Player	Team	Season	TD	INT	Diff.
Peyton Manning	DEN	2013	55	10	+45
<b>Tom Brady</b>	<b>NE</b>	<b>2007</b>	<b>50</b>	<b>8</b>	<b>+42</b>
Aaron Rodgers	GB	2011	45	6	+39
Peyton Manning	IND	2004	49	10	+39
Aaron Rodgers	GB	2014	38	5	+33
<b>Tom Brady</b>	<b>NE</b>	<b>2010</b>	<b>36</b>	<b>4</b>	<b>+32</b>
Aaron Rodgers	GB	2012	39	8	+31
Dan Marino	MIA	1984	48	17	+31

### ALL-TIME LEADERS / SINGLE-GAME COMP. PERCENTAGE

Player	Team	Date	Opponent	Cmp	Att	Pct.
<b>Tom Brady</b>	<b>NE</b>	<b>01/12/08</b>	<b>JAX</b>	<b>26</b>	<b>28</b>	<b>92.9</b>
Kurt Warner	ARI	09/20/09	JAX	26	24	92.3
Vinny Testaverde	CLV	12/26/93	LA Rams	21	23	91.3
Ken Anderson	CIN	11/10/74	PIT	20	22	90.9
Lynn Dickey	GB	12/13/81	GB	19	21	90.5

NOTE: Includes all regular-season and playoff games since 1920. Minimum 20 attempts.

### ALL-TIME NFL LEADERS / SINGLE-SEASON PASSING YDS

Player	Team	Season	Yards
Peyton Manning	DEN	2013	5,477
Drew Brees	NO	2011	5,476
<b>Tom Brady</b>	<b>NE</b>	<b>2011</b>	<b>5,235</b>
Drew Brees	NO	2012	5,177
Drew Brees	NO	2013	5,162
Dan Marino	MIA	1984	5,084
Drew Brees	NO	2008	5,069
Matthew Stafford	DET	2011	5,038
Matthew Stafford	DET	2012	4,967
Drew Brees	NO	2014	4,952
Ben Roethlisberger	PIT	2014	4,952
Eli Manning	NYG	2011	4,933
Tony Romo	DAL	2012	4,903
Kurt Warner	STL	2001	4,830
<b>Tom Brady</b>	<b>NE</b>	<b>2012</b>	<b>4,827</b>
<b>Tom Brady</b>	<b>NE</b>	<b>2007</b>	<b>4,806</b>





★ Completed 34-of-54 passes for 355 yards, two touchdowns and no interceptions in the win vs. N.Y. Jets (10/25). Brady also led the Patriots in rushing for the first time in his career with 15 yards on four attempts and a touchdown. His 11 yard run on third down kept the Patriots drive alive and led to their first touchdown of the game. The game marks Brady's 68th 300-yard performance and his 213th start - surpassing Bruce Armstrong for the most starts by a Patriots player. His 55,312 career passing yards makes him the fifth quarterback to reach the 55,000 yard mark.

★ Completed 23-of-37 passes for 312 yards, three touchdowns and one interception in the win at Indianapolis (10/18), marking his third 300-yard passing game of the 2015 season and the 67th of his career. Brady's interception came in the second quarter of the game and ended his streak of 196 pass attempts without an interception dating back to last season. It is the third longest streak of his career.

★ Played his 213th game with the Patriots making him New England's all-time leader in games played in the win at Dallas. Completed 20 of 27 passes for 275 yards and two touchdowns and no interceptions.

★ Earned AFC Offensive Player of the Month honors for September after he became the fourth NFL player to reach 400 career touchdowns. Brady's 400th pass came when he connected with Danny Amendola on a 1-yard touchdown in the second quarter vs. Jacksonville

(9/27/15). Brady Completed 33-of-42 passes for 358 yards, two touchdowns and a 118.1 passer rating in the win. The game marked Brady's 212th, tying him with Bruce Armstrong for most games played in team history.

★ Brady's 96 completions through three games are the most by any player in NFL history. He is the third player in NFL history to begin a season with nine or more touchdowns.

★ Completed 38-of-59 passes for 466 yards, three touchdowns and no interceptions at Buffalo (9/20), marking his 24th victory against the Bills. His 24 wins are second-most by a starting quarterback against an opponent. His 466 passing yards are the most all-time against Buffalo. Brady, who has 754 yards with seven touchdowns and no interceptions through two weeks, joins Peyton Manning (2013) as the only player in NFL history to pass for at least 750 yards and seven touchdowns with no interceptions in the first two games of the season.

★ Completed 25-of-32 passes for 288 yards and four touchdowns and no interceptions in the opening night win vs. Pittsburgh (9/10). It was his 161st win with the Patriots, passing Brett Favre for most wins as a starting quarterback with one team. Brady also set a franchise record with 19 consecutive completions and tied an NFL record with his 18th game with four touchdowns and no interceptions.

### TOM BRADY'S TOUCHDOWN TARGETS

Tom Brady has thrown touchdown passes to 60 different players in the regular season and 24 different players in the playoffs. Below is a breakdown of Brady's total number of touchdown passes to each receiver.

#### REGULAR SEASON (428)

<b>Rob Gronkowski</b> .....	64	Bethel Johnson.....	4
Randy Moss.....	39	Brandon Lloyd.....	4
Wes Welker.....	34	Donte' Stallworth.....	4
Deion Branch.....	24	Kenbrell Thompkins.....	4
<b>Julian Edelman</b> .....	21	<b>James White</b> .....	4
Aaron Hernandez.....	18	Danny Woodhead.....	4
Daniel Graham.....	17	Doug Gabriel.....	3
Benjamin Watson.....	17	Chad Jackson.....	3
David Patten.....	16	Antowain Smith.....	3
Troy Brown.....	15	Jermaine Wiggins.....	3
Christian Fauria.....	13	Sam Aiken.....	2
David Givens.....	12	<b>Brandon Bolden</b> .....	2
Kevin Faulk.....	10	Kyle Brady.....	2
Mike Vrabel.....	8	Chris Baker.....	2
<b>Brandon LaFell</b> .....	7	Alge Crumpler.....	2
Shane Vereen.....	7	Corey Dillon.....	2
<b>Danny Amendola</b> .....	6	Tim Dwight.....	2
Jabar Gaffney.....	6	Marc Edwards.....	2
Tim Wright.....	6	Donald Hayes.....	2
Reche Caldwell.....	4	<b>Dion Lewis</b> .....	2
<b>Scott Chandler</b> .....	4	<b>Keshawn Martin</b> .....	2
<b>Aaron Dobson</b> .....	4	Brandon Tate.....	2
		Tom Ashworth.....	1

<b>LeGarrette Blount</b> .....	1	Jabar Gaffney.....	3
Larry Centers.....	1	Benjamin Watson.....	3
Cam Cleeland.....	1	<b>Danny Amendola</b> .....	2
Andre' Davis.....	1	Aaron Hernandez.....	2
Heath Evans.....	1	<b>Brandon LaFell</b> .....	2
Terry Glenn.....	1	Shane Vereen.....	2
Michael Hoomanawanui.....	1	Mike Vrabel.....	2
Charles Johnson.....	1	Troy Brown.....	1
Laurence Maroney.....	1	Reche Caldwell.....	1
Matthew Mulligan.....	1	Alge Crumpler.....	1
Chad Ochocinco.....	1	<b>James Develin</b> .....	1
Patrick Pass.....	1	Kevin Faulk.....	1
David Thomas.....	1	Daniel Graham.....	1
<b>Brian Tyms</b> .....	1	Bethel Johnson.....	1
Dedric Ward.....	1	Brandon Lloyd.....	1
<b>TOTAL</b> .....	<b>428</b>	Randy Moss.....	1

#### PLAYOFFS (55)

<b>Rob Gronkowski</b> .....	8	<b>Nate Solder</b> .....	1
David Givens.....	7	<b>Danny Woodhead</b> .....	1
Deion Branch.....	4	<b>TOTAL</b> .....	<b>55</b>
<b>Julian Edelman</b> .....	4		
Wes Welker.....	4		

### TOM BRADY'S MILESTONE TOUCHDOWNS

No.	Date	Opponent	Stadium	Receiver	Yards
1	Oct. 14, 2001	vs. San Diego	Foxboro Stadium	Terry Glenn	21
25	Sept. 22, 2002	vs. Kansas City	Gillette Stadium	Troy Brown	9
50	Sept. 28, 2003	at Washington	FedEx Field	David Givens	29
75	Oct. 3, 2004	at Buffalo	Ralph Wilson Stadium	David Patten	30
100	Sept. 18, 2005	at Carolina	Bank of America Stadium	Daniel Graham	1
125	Sept. 10, 2006	vs. Buffalo	Gillette Stadium	Kevin Faulk	17
150	Sept. 9, 2007	at N.Y. Jets	Giants Stadium	Randy Moss	51
175	Oct. 28, 2007	vs. Washington	Gillette Stadium	Mike Vrabel	2
197*	Dec. 29, 2007	at N.Y. Giants	Giants Stadium	Randy Moss	65
200	Sept. 27, 2009	vs. Atlanta	Gillette Stadium	Chris Baker	36
250	Dec. 12, 2010	vs. N.Y. Jets	Gillette Stadium	Brandon Tate	4
300	Jan. 1, 2012	vs. Buffalo	Gillette Stadium	Rob Gronkowski	7
350	Nov. 24, 2013	vs. Denver	Gillette Stadium	Rob Gronkowski	6
400	Sept. 27, 2015	vs. Jacksonville	Gillette Stadium	Danny Amendola	1
425	Dec. 16, 2015	at Houston	NRG Stadium	Rob Gronkowski	1

\*-Brady's 50th touchdown pass of the 2007 season, setting a then single-season NFL record

## GAME-WINNING DRIVES

Brady has 37 game-winning drives in the fourth quarter or overtime in the regular season.

### MOST GAME WINNING DRIVES IN THE FOURTH QUARTER OR OVERTIME

Regular Season

Fourth Quarter		
Player	Teams	Game-Winning Drives
1. Peyton Manning	IND/DEN	52
2. Dan Marino	Miami	47
3. Brett Favre	GB/NYJ/MIN	43
4. John Elway	Denver	40
5. Tom Brady	New England	37
6. Warren Moon	HOU/MIN/SEA/KC	35

### 2014 (16/16, 3/3)

★ Named a co-captain for the 13th straight season.  
★ Established a new franchise record with his 10th Pro Bowl selection.

★ Started all 16 regular-season games and passed for 4,109 yards and 33 touchdowns. Eclipsed 4,000 yards passing for the seventh time and threw for 30-plus touchdowns for the fifth time in his career.

★ Became the third quarterback to reach at least 150 wins and guided the team to 12 regular-season wins for the ninth time in his career to help claim a 12th AFC East title in his 15-year career. Was not the starter in 2000 and missed most of 2008 with an injury.

★ Won his fourth Super Bowl and third Super Bowl MVP award after completing a Super Bowl-record 37-of-50 passes for 328 yards and four touchdowns in the Patriots' 28-24 Super Bowl XLIX win vs. Seattle (2/1). Brady was 13-of-15 for 124 yards and two touchdowns in the final quarter to lead the team back from a Super Bowl-record 10-point, fourth-quarter deficit. He now owns all-time Super Bowl records for starts (6), passing yards (1,605), completions (164), touchdowns (13) and game-winning drives (4). His four Super Bowl wins and three Super Bowl MVPs are tied with Joe Montana for most in NFL history.

★ Earned AFC Offensive Player of the Month honors for October after leading the Patriots to a 4-0 record, completing 100-144 passes for 1,268 yards and 14 touchdowns with no interceptions and a quarterback rating of 129.1.

★ Engineered four game-winning performances to lead the team to victory in 2014:

- Week 14 at San Diego
- Week 16 at N.Y. Jets
- AFC Divisional Playoff vs. Baltimore
- Super Bowl XLIX vs. Seattle

★ Engineered five 300-yard passing games in the regular season:

- Week 6 at Buffalo (361)
- Week 8 vs. Chicago (354)
- Week 9 vs. Denver (333)
- Week 12 vs. Detroit (349)
- Week 14 at San Diego (317)

★ Threw three or more touchdown passes in all three playoff games.

★ Led the team to two come-from-behind wins in the postseason

• AFC Divisional Playoff vs. Baltimore (1/10) - Brady was 8-of-9 passing for 72 yards and a touchdown in the fourth quarter.

## TOM BRADY'S RECORD AS A STARTER

	Reg. Season	Playoffs	Total
Overall:	172-51	22-8	194-59
Home:	97-15	15-3	112-18
Road:	75-36	7-5*	82-41*
<b>By Yardage Total</b>			
Less than 200:	35-16	4-1	39-17
200-299:	78-23	11-5	89-28
300 or more:	59-12	7-2	66-14
<b>Other Records</b>			
vs. AFC East	67-18	1-1	68-19
vs. NFC	44-12	4-2	48-15
On Artificial Turf:	104-16	11-5	115-21
Indoors	13-3	3-3	16-3
Temp. below 40	35-6	12-2	47-8
Temp. below 35	21-6	9-2	30-8
Temp. below 30	10-3	9-1	19-4
Temp. below 25	2-1	6-1	8-2
Thanksgiving or later:	63-17	22-8	85-25
Leading at Halftime:	130-16	15-4	145-20
Leading after 3 Qtrs:	142-8	14-3	156-11
Overtime:	9-4	1-0	10-4
Final margin <7 pts:	44-11	9-3	53-14
Final margin <4 pts:	31-12	7-1	38-13
Passer rating >100.0:	96-6	11-0	107-6

\*-Includes six Super Bowls at neutral sites

## 4,000 YARDS & 30+ TD

Tom Brady reached 4,000 yards for the eighth time in his career in 2015. He joined Peyton Manning (14) and Drew Brees (9) as the only players to have at least seven seasons with 4,000 yards. Brady reached 30-plus touchdown passes in 2015 for his sixth career 30-touchdown season. He is the fourth quarterback in NFL history to have 30 or more touchdown passes in at least four seasons and the fourth quarterback in NFL history with three or more straight seasons with 30 or more touchdowns.

### MOST SEASONS WITH 30-PLUS TOUCHDOWN PASSES

Brett Favre	9
Peyton Manning*	9
Drew Brees*	7
Tom Brady*	6
Dan Marino	4
Aaron Rodgers*	4
Tony Romo*	4

\*Active

## 400 TOUCHDOWNS

Brady became the fourth player in NFL history to reach 400 touchdowns with a 1-yard TD pass to WR Danny Amendola in the second quarter of the Jacksonville game (9/27/15). He was one of the fastest players to reach this milestone.

### FASTEST TO 400 TOUCHDOWN PASSES

Games	Player	Team (s)	NFL Debut	400th TD
205	Drew Brees	SD/NO	11/4/01	10/4/15
209	Peyton Manning	IND/DEN	9/6/98	9/9/12
210	Tom Brady	NE	11/23/00	9/27/15
227	Dan Marino	MIA	9/19/83	11/29/98
228	Brett Favre	ATL/GB	10/27/91	9/24/06

- Super Bowl XLIX vs. Seattle (2/1 - Brady was 13-of-15 for 124 yards and two touchdowns in the fourth quarter.

- ★ Eclipsed 300 yards passing twice in the playoffs.

- AFC Divisional Playoff vs. Baltimore (367)

- Super Bowl XLIX vs. Seattle (328)

- ★ Led the Patriots to a 16-9 win vs. Oakland (9/21) for his 150th career regular-season win, becoming the third NFL quarterback to reach that milestone, joining Brett Favre and Peyton Manning.

- ★ Became the sixth player in NFL history to reach 50,000 career passing yards after completing 23-of-35 passes for 292 yards and two touchdowns in the win vs. Cincinnati (10/5). He was the fourth fastest to reach the mark, doing so in his 198th game.

- ★ Became the fifth NFL player with at least 60 300-yard games after completing 27-of-37 passes for 361 yards and four touchdowns in the win at Buffalo (10/12).

- ★ Became one of five NFL quarterbacks with at least 370 touchdown passes after completing 20-of-37 passes for 261 yards and three touchdowns in the win vs. N.Y. Jets (10/16). It was Brady's 200th game, placing him alongside Bruce Armstrong (212) and Julius Adams (206) as the only Patriots players to play in at least 200 games.

- ★ Completed 30-of-35 passes for 354 yards and five touchdowns in the win vs. Chicago (10/26), marking his highest single-game touchdown pass total since 2009 and the second highest single-game completion percentage (85.7%) in team history.

- ★ Completed 19-of-30 passes for 257 yards with two touchdowns and two interceptions in the win at Indianapolis (11/16), his first victory at Lucas Oil Stadium.

- ★ Tied Dan Marino for third all-time with his 63rd 300-yard passing game in the win vs. Detroit (11/23), finishing 38-of-53 for 349 yards and two touchdowns.

- ★ Started his 200th career game, completing 33-of-53 passes for 333 yards and four touchdowns with one interception in the win vs. Denver (11/2). His 155 wins are the most by a quarterback in their first 200 starts in NFL history.

- ★ Reached 3,000 passing yards for the 12th time in his career after completing 22-of-35 passes for 245 yards and two touchdowns at Green Bay (11/30).

### WINNINGEST COACH/QB TANDEM

Bill Belichick and Tom Brady are 172-49 (.778) as a head coach-starting quarterback tandem, marking the best winning percentage of any coach-quarterback pair since the 1970 AFL-NFL merger.

#### WINNINGEST COACH/QB TANDEM SINCE 1970

(Regular Season Only, by winning percentage)

QB/Head Coach	Team(s)	W	L	T	Pct.
Tom Brady/Bill Belichick	NE	172	51	0	.771
Ken Stabler/John Madden	OAK	60	19	1	.756
Jim McMahon/Mike Ditka	CHI	46	15	0	.754
Peyton Manning/Tony Dungy	IND	73	24	0	.753

#### WINNINGEST COACH/QB TANDEM SINCE 1970

(Regular Season Only, by victories)

QB/Head Coach	Team(s)	W	L	T	Pct.
Tom Brady/Bill Belichick	NE	172	51	0	.771
Dan Marino/Don Shula	MIA	116	68	0	.630
Terry Bradshaw/Chuck Noll	PIT	107	51	0	.601

### 300-YARD PASSING GAMES

Brady had his 71th NFL game with 300 or more yards passing vs. the Philadelphia Eagles (12/6/15) and ranks third among active NFL quarterbacks, behind NFL-leader Drew Brees (95) and Peyton Manning (93). The Patriots are 57-11 when Brady throws for 300 or more yards.

#### NFL QUARTERBACK 300-YARD GAMES (\*ACTIVE)

Player	300-Yard Games
Drew Brees*	97
Peyton Manning*	93
<b>Tom Brady*</b>	<b>71</b>
Dan Marino	63
Brett Favre	62
Kurt Warner	52
Dan Fouts	51
Philip Rivers*	50
Warren Moon	49

- ★ Passed Dan Marino for third all-time with his 64th 300-yard passing game in the win at San Diego (12/7), finishing 28-of-44 for 317 yards and two touchdowns. With 30 touchdown passes on the season, he became just the fourth player in NFL history with at least 30 touchdown passes in five seasons.

- ★ Became just the fifth player in NFL history to throw 390 touchdown passes after completing 21-of-35 passes for 287 yards and two touchdowns in the win vs. Miami (12/14). It was his 10th straight game with two or more touchdown passes and his 43rd straight win at home vs. an AFC opponent.

- ★ Surpassed 4,000 passing yards for the seventh season after completing 23-of-35 passes for 182 yards and one touchdown in the win at N.Y. Jets (12/21). Joined Peyton Manning (14) and Drew Brees (9) as the only quarterbacks in NFL history with at least seven 4,000-yard seasons.

- ★ Completed 33-of-50 passes for 367 yards and three touchdowns in the AFC Divisional win vs. Baltimore (1/10), setting an NFL record with his 46th career postseason touchdown pass. His 367 passing yards set a franchise postseason record, and it marked his seventh career playoff game with 300 or more passing yards. Also scored on a four-yard touchdown run in the first quarter. Became the first team to erase two 14-point deficits in a postseason game.

- ★ Earned his NFL-record sixth conference championship and became the NFL's all-time leading postseason passer after completing 23-of-35 passes for 226 yards and three touchdowns in the AFC Championship win vs. Indianapolis (1/18). Also rushed three times for 13 yards.

#### 2013 (16/16, 2/2)

- ★ Named a co-captain for the 12th straight season.

- ★ Named to his ninth career Pro Bowl.

- ★ Started all 16 regular-season games and passed for 4,343 yards and 25 touchdowns.

- ★ Engineered five game-winning performances to lead the team to victory in 2013:

- Week 1 at Buffalo
- Week 6 vs. New Orleans
- Week 12 vs. Denver
- Week 13 at Houston
- Week 14 vs. Cleveland

## CAREER WINS

### MOST CAREER WINS AS A STARTER

(Regular season only)

Name	W	L	T	Pct.
Brett Favre	186	112	0	.624
Peyton Manning	186	79	0	.702
<b>Tom Brady</b>	<b>172</b>	<b>51</b>	<b>0</b>	<b>.771</b>
John Elway	148	82	1	.643
Dan Marino	147	93	0	.613
Fran Tarkenton	124	109	6	.531
Drew Brees	123	92	0	.572
Johnny Unitas	119	64	4	.647
Joe Montana	117	47	0	.713
Ben Roethlisberger	113	55	0	.601
Terry Bradshaw	107	51	0	.677
Warren Moon	102	98	0	.510

- ★ Posted four 300-yard passing performances:
  - Week 4 at Atlanta (316)
  - Week 12 vs. Denver (344)
  - Week 13 at Houston (371)
  - Week 15 at Miami (364)
- ★ Compiled two 400-yard passing performances:
  - Week 9 vs. Pittsburgh (432)
  - Week 14 vs. Cleveland (418)
- ★ Made his eighth start in a Conference Championship game and joined Charlie Waters and Jack Reynolds for the most starts in a Conference Championship in NFL history.
- ★ Engineered the 27th fourth-quarter come-from-behind win of his career and eclipsed 45,000 career passing yards on 29-of-52 passing for 288 yards and two touchdowns at Buffalo (9/8).
- ★ Became the fifth quarterback in NFL history with at least 140 wins after the Patriots' win at Atlanta (9/29). Also became the fifth quarterback with 340 touchdown passes.
- ★ Ended his streak at 52 straight games with at least one touchdown after the Patriots were held out of the end zone at Cincinnati (10/6). Brady's streak is the second longest touchdown streak in NFL history, behind Drew Brees (54).
- ★ Led the Patriots on an eight play, 70-yard game-winning drive vs. New Orleans (10/13), ending in a 17-yard touchdown pass to Kenbrell Thompkins with five seconds left that gave New England a 30-27 win. The victory marked the 38th time that Brady has led his team to victory following a fourth quarter deficit or tie. In the process, Brady tied Fran Tarkenton in fourth place on the all-time touchdown pass list (342) and moved past Vinny Testaverde for eighth place on the NFL's all-time passing list with 46,286 career passing yards.
- ★ Trailing 17-3 at halftime, Brady and the Patriots offense scored 24 unanswered points in the second half for a 27-17 win vs. Miami (10/27). Brady threw a touchdown pass to Aaron Dobson and picked up a key first down in the fourth quarter with an 8-yard scramble on a fourth-and-4.
- ★ Amassed his 19th career four-touchdown game and 55th career 300-yard passing game vs. Pittsburgh (11/3) by completing 23-of-33 passes for 432 yards and four touchdowns. Connected with Aaron Dobson on an 81-yard touchdown pass in the fourth quarter, tying the fifth-longest pass in Brady's career and is the sixth touchdown pass of 80 or more yards in his career.
- ★ Made his 185th regular-season start under Bill Belichick at Carolina (11/18), marking the most starts

## NO INTERCEPTIONS

Tom Brady set an NFL record with 358 consecutive pass attempts without an interception. Brady eclipsed Bernie Kosar's record of 308 pass attempts on Dec. 26, 2010 in Buffalo.

### PASS ATTEMPTS WITHOUT AN INTERCEPTION

Player	Team	Year	Attempts
<b>Tom Brady</b>	<b>New England</b>	<b>2010-11</b>	<b>358</b>
Bart Starr	Green Bay	1964-65	308
Bernie Kosar	Cleveland	1990-91	294
Jeff George	Indianapolis/Atlanta	1993-94	279
Rich Gannon	Oakland	2001	277
Jason Campbell	Washington	2007-08	271

### 11 STRAIGHT WITHOUT AN INTERCEPTION

Brady finished the 2010 season with 11 straight starts without an interception. That is the most consecutive starts without an interception in the NFL since the 1970 merger. The previous best was nine straight by Jason Campbell (2007-08) and Bernie Kosar (1991).

### NFL RECORD: NINE CONSECUTIVE GAMES WITH TWO TDs AND NO INTERCEPTIONS

Brady set an NFL record by throwing at least two touchdowns without an interception in each of the final nine games of the 2010 season. Brady passed Don Meredith's previous record of six straight games with two or more touchdowns and no interceptions (1965-66).

by a quarterback under one coach in NFL history. Became the sixth QB in NFL history to reach 4,000 completions in 187 games, third fastest behind Drew Brees (169 games) and Peyton Manning (183 games).

★ Engineered the 39th game-winning performance of his career following a fourth-quarter deficit or tie vs. Denver (11/24). The Patriots trailed, 24-0 at halftime and Brady completed 34-of-50 passes for 344 yards and three second-half touchdowns, and the Patriots won in overtime. Became the fifth quarterback in NFL history to pass for 350 TDs when he connected with Rob Gronkowski for a 6-yard score in the third quarter. Named AFC Offensive Player of the Week for the first time this year and 24th time of his career.

★ Reached 3,000 yards passing for the 11th time in his career at Houston (12/1), completing 29-of-41 passes for 371 yards and two touchdowns for his 40th career win after facing a fourth-quarter deficit or tie. It was Brady's 57th career 300-yard passing game.

★ Led the Patriots to their third consecutive fourth-quarter comeback win vs. Cleveland (12/8) by throwing two touchdown passes in the final 1:01. Brady threw for over 200 yards in the second half for the third straight

## BRADY AT 35+ TOUCHDOWNS

In 2015, Tom Brady joined Peyton Manning as the only NFL quarterbacks with four seasons with 35 or more touchdowns.

### QBS WITH THE MOST 35+ PASSING SEASONS IN NFL HISTORY

Player	35+ TD Seasons
<b>Tom Brady</b>	<b>4 (50 in 2007, 36 in 2010, 39 in 2011, 35 in 2015)</b>
Peyton Manning	4 (49 in 2004, 37 in 2012, 55 in 2013, 39 in 2014)
Brett Favre	3 (38 in 1995, 39 in 1996 and 35 in 1997)
Aaron Rodgers	3 (45 in 2011, 39 in 2012 and 38 in 2014)
Drew Brees	3 (46 in 2011, 43 in 2012, 39 in 2013)



### 3-TO STREAK

Tom Brady set an NFL record with 10 straight games with three or more touchdown passes in 2007.

#### CONSECUTIVE GAMES WITH 3 TD PASSES, ALL TIME

Player	Team	Games	Year
<b>Tom Brady</b>	<b>NE</b>	<b>10</b>	<b>2007</b>
Peyton Manning	IND	8	2004
Dan Marino	MIA	7	1986-87

week and 418 yards total. The fifth comeback of the season ties a career high achieved in 2005 and 2007.

★ Eclipsed 4,000 yards passing for the sixth time in his career and passed John Elway for fifth place in NFL annals for pass completions at Miami (12/15). Also passed for over 300 yards for the fourth straight game, and fifth in six weeks.

★ Tied Dan Marino with his 147th career win at Baltimore (12/22), for fourth place in NFL history. With the win, Brady also earned his NFL record 11th division championship.

★ Tied John Elway for third on the all-time win list with his 148th career win vs. Buffalo (12/29). Finished 2013 with 4,343 passing yards, marking the third straight season and sixth of his career with 4,000 yards passing. Also guided the Patriots to their 11th AFC East title since 2001.

★ Set a new NFL record with his 25th career playoff start and with 198 passing yards in the Divisional Playoff win vs. Indianapolis (1/14). Brady added to his NFL all-time passing record in the postseason and became the first player to ever reach 6,000 yards passing in the playoffs. Was also forced into holding duties on extra points after punter Ryan Allen left with a shoulder injury and did not return.

★ Tied an NFL record with his eighth start in a conference championship game at Denver (1/19) and ran for his fourth career postseason touchdown and added one touchdown pass.

### 2012 (16/16, 2/2)

★ Named a co-captain for the 11th straight season.

★ Named to his eighth career Pro Bowl.

★ Started all 16 regular season games and passed for 4,827 yards and 34 touchdowns. Averaged 301.7 yards per game in 2012 and joined Drew Brees (5) as the first NFL players to average 300 yards in at least three seasons.

★ Reached 34 touchdowns in 2012, eclipsing 30 for the third straight year.

★ Added a career-high four rushing touchdowns.

★ Started both postseason games and went 54 for 94 for 664 yards passing, four touchdowns and an 84.7 passer rating.

★ Was designated AFC Player of the Week three times:

- Week 4 at Buffalo (9/30) after throwing for 340 yards and three touchdowns. Also rushed once for a 4-yard touchdown.
- Week 8 after a 304-yard effort with a season-high tying four touchdowns at St. Louis (10/28).
- Week 14 vs. Houston (12/10) after completing 21 passes for 296 yards and four touchdowns in a win over the Texans on Monday Night Football.

★ Also earned FedEx Air NFL Player of the Week (Wk. 4).

★ Exceeded 300 yards passing eight times in 2012,

### CLASS OF 2000

Tom Brady was the seventh quarterback selected in the 2000 NFL Draft, by the Patriots in the sixth round with the 199th overall pick.

#### Quarterbacks taken in the 2000 NFL Draft

Rd	Pk	Player	Taken By
1	18	Chad Pennington	N.Y. Jets
3	65	Giovanni Carmazzi	San Francisco
3	75	Chris Redman	Baltimore
5	163	Tee Martin	Pittsburgh
6	168	Marc Bulger	New Orleans
6	183	Spergon Wynn	Cleveland
<b>6</b>	<b>199</b>	<b>Tom Brady</b>	<b>New England</b>

raising his career total to 53, good for fifth in NFL history.

• Week 2 vs. Arizona (316 yds)

• Week 3 at Baltimore (335)

• Week 4 at Buffalo (340)

• Week 6 at Seattle (395)

• Week 8 at St. Louis (304)

• Week 11 vs. Indianapolis (331)

• Week 12 vs. N.Y. Jets (323)

• Week 15 vs. San Francisco (443)

★ Moved past Joe Montana with his 17th career playoff win on 25 for 40 passing for 344 yards and three touchdowns in the 41-28 AFC Divisional Playoff win vs. Houston (1/13).

★ Moved past Johnny Unitas into second place all time by throwing a touchdown pass in his 48th straight regular season game in the win vs. Miami (12/30). Also quarterbacked the Patriots to their seventh 12-win season and set the NFL record for most first downs in a season with 444.

★ Threw for the second-highest single game yardage total of his career (443) on a career-high 65 pass attempts with 36 completions in the loss vs. San Francisco (12/16). Also reached 30 touchdowns for the fourth time in his career.

★ Earned a then record 23rd career AFC Offensive Player of the Week award for his performance in the win vs. Houston (12/10) after throwing four touchdown passes.

★ Became the first quarterback in NFL history to win 10 division titles with the Patriots' win at Miami (12/2). Also ended a streak of 201 pass attempts without an interception when he threw a pick in the first quarter, his first since a fourth quarter interception at Seattle on Oct. 14.

★ Moved into 10th place on the NFL's all-time passing list, went over 3,000 yards in a season for the 10th time in his career and totaled three touchdown passes on 18 for 28 passing for 323 yards at N.Y. Jets (11/22).

★ Had his 17th career four touchdown pass performance in the win at St. Louis (10/28). Brady was named AFC Offensive Player of the Week for his efforts.

★ Engineered his 36th career game-winning performance following a fourth-quarter deficit or tie in overtime win vs. N.Y. Jets (10/21). Brady completed 26 of 42 passes for 259 yards and two touchdowns and led two key drives late in the game - the first was a six-play, 54-yard drive in the final two minutes of the fourth quarter that led to the game-tying field goal and the second was a 12-play, 54-yard drive that set up the game-winning field goal.

★ Threw for over 300 yards for the third consecutive game on 22 for 36 passing for 340 yards in the win at Buffalo (9/30). Also rushed once for 4 yards and his first

## ALL-TIME TD PASSES

Brady is one of just five players to amass 400 career touchdown passes.

### MOST CAREER TOUCHDOWN PASSES

(Regular season only)

Player, Team	Touchdowns
1. Peyton Manning, IND/DEN*	539
2. Brett Favre, GB/NYJ/MIN	508
3. <b>Tom Brady, NE*</b>	<b>428</b>
3. Drew Brees, SD/NO*	428
5. Dan Marino, MIA	420
6. Fran Tarkenton, MIN/NYG	342
7. John Elway, DEN	300
8. Eli Manning, NYG*	294
9. Warren Moon, HOU/MIN/SEA/KC	291
10. Johnny Unitas, BAL/SD	290

\*Active

rushing touchdown of the season. For his efforts, earned AFC Offensive Player of the Week for the 21st time in his career. Also earned Fed-Ex Air NFL Player of the Week.

### 2011 (16/16, 3/3)

★ Started all 16 regular season games and finished with a single-season franchise record 5,235 passing yards, threw for 39 touchdown passes and amassed a 105.6 passer rating.

★ Added a then career-high three rushing touchdowns.

★ Brady had a career-best 11 300-yard games in the 2011 season which is the second most 300-yard games in a single season. The NFL record for most 300-yard games in a season is 13 by Drew Brees in 2011.

★ Started all three postseason games and completed 75 of 111 passes for 878 yards (67.6%) and eight touchdowns with a 100.4 passer rating.

★ Named to his seventh career Pro Bowl.

★ Earned AFC Offensive Player of the Month honors twice (November and December/January).

★ Was designated AFC Player of the Week three times:

- Week 1 at Miami (9/12) after throwing for 517 yards and four touchdowns, including a 99-yard touchdown pass to Wes Welker.

- Week 2 after a 423-yard effort with three touchdowns vs. San Diego (9/18).

- Week 16 vs. Miami (12/24) after leading the Patriots on five straight second half scoring drives to help rally the Patriots from a 17-0 deficit to a 27-24 win over the Dolphins.

★ Named the AFC Offensive Player of the Week and FedEx Air NFL Player of the Week honors for his record-breaking performance in the season opener in Miami (9/12) after setting a personal and franchise record with 517 passing yards.

★ In Week 2 vs. San Diego (9/18), Brady became the first of the 14 500-yard passers to follow up his 500-yard performance by throwing for 400 or more yards. Before Brady's performance against the Chargers, only Drew Brees (2006) had followed-up a 500-yard game with 300 or more passing yards.

★ Brady threw three touchdowns against Buffalo in the 2011 season finale (1/1/12), marking Brady's 14th game in 2011 with two or more touchdowns, tying his franchise record for most games with two or more touchdowns in

## RECORD TITLE HOLDER

Brady earned his NFL record 13th division championship in 2015.

Quarterback	Division Titles
<b>Tom Brady</b>	<b>13</b>
Peyton Manning	12
Joe Montana	9

a season. Brady had 14 such games in 2007. The NFL record for most games with two or more touchdown passes in a season is 15 by Dan Marino in 1984 and Peyton Manning in 2013.

★ Set an NFL record for consecutive completions in Super Bowl XLVI vs. N.Y. Giants (2/5) with 16. Became the all-time Super Bowl leader in passing yards (1,277), most passes (197) and most completions (127) with his performance in Super Bowl XLVI (2/5).

★ Led his seventh career fourth-quarter playoff comeback, making a one-yard touchdown plunge on fourth-and-goal from the one-yard line in the fourth quarter to give the Patriots a final 23-20 lead in the AFC Championship game vs. Baltimore (1/22). Tied Joe Montana for the NFL record for most playoff victories (16) and tied John Elway for most conference championships

## TOM'S TARGETS

Through his career, Brady has completed 4,953-of-7,792 passes for 58,028 yards and 428 touchdowns in 225 regular-season games. Below is a breakdown of Brady's targets by position and his top-20 receivers sorted by receptions.

### POSITION BREAKDOWN

Pos.	Comp	Yds	TDs
WR	2,855	35,407	229
TE	1,048	13,167	150
RB/FB	1,134	10,648	40
LB	9	18	8
OL	3	-8	1

### PLAYER BREAKDOWN BY COMPLETIONS

Player	Comp	Yds	TDs
1. Wes Welker	563	6,300	34
2. <b>Rob Gronkowski</b>	<b>372</b>	<b>5,398</b>	<b>64</b>
3. Deion Branch	328	4,297	24
4. Troy Brown	323	3,334	15
5. <b>Julian Edelman</b>	<b>310</b>	<b>3,235</b>	<b>21</b>
5. Kevin Faulk	310	2,652	10
7. Randy Moss	192	2,939	39
8. Aaron Hernandez	175	1,956	18
9. David Givens	158	2,214	12
10. David Patten	156	2,411	16
11. <b>Danny Amendola</b>	<b>143</b>	<b>1,364</b>	<b>6</b>
12. Benjamin Watson	142	1,843	17
13. Daniel Graham	117	1,386	17
14. <b>Brandon LaFell</b>	<b>107</b>	<b>1,373</b>	<b>7</b>
15. Shane Vereen	106	1,006	7
16. Danny Woodhead	92	982	4
17. Christian Fauria	79	790	13
18. Brandon Lloyd	74	911	4
19. Antowain Smith	64	527	3
20. Reche Caldwell	60	754	4

## NO PLACE LIKE HOME

Brady made his 100th regular-season home start vs. Chicago on Oct. 26, 2014. The win improved his home record to 87-13 in his first 100 home starts, the best in NFL history since the merger.

### BEST HOME REGULAR-SEASON STARTING RECORDS (Minimum 40 Starts)

Player	Record
<b>Tom Brady</b>	<b>97-16 (.858)</b>
Terry Bradshaw	67-12 (.848)
Roger Staubach	49-10 (.831)
Aaron Rodgers	50-12 (.806)
John Elway	92-23 (.805)
Joe Flacco	47-14 (.770)

### BEST HOME REGULAR-SEASON STARTING RECORD IN FIRST 100 STARTS

Player	Record
<b>Tom Brady</b>	<b>87-13 (.870)</b>
Brett Favre	82-18 (.820)
John Elway	77-23 (.770)
Peyton Manning	74-26 (.740)

(5) by a starting quarterback.

★ Set a then franchise record for most passing yards in a playoff game with 363 vs. Denver (1/14) in the Divisional Playoffs and tied an NFL postseason record with six touchdown passes. Completed 26-of-34 passes for six touchdowns, one interception and a QB rating of 137.6 vs. Denver (1/14).

★ Threw for 39 touchdowns in 2011, marking the second highest total of his career (50 in 2007) and making him the only player in NFL history with at least two seasons with 39 or more touchdown passes.

★ Completed 23-of-34 passes for 320 yards, two touchdowns and no interceptions at Denver (12/18) to become the second player in NFL history to record three seasons with 35 TDs or more. Added his first rushing touchdown of the season on a 1-yard rush in the second quarter.

★ Threw two touchdown passes to Rob Gronkowski, who set an NFL record for TD receptions by a tight end in a season at Washington (12/11). Completed 22-of-37 passes for 357 yards and three TDs at Washington (12/11), moving him over 4,000 passing yards on the season for the fourth time in his career.

★ With a win at the N.Y. Jets (11/13), Brady and Belichick surpassed Pro Football Hall of Famers Dan Marino and Don Shula of Miami for the most wins (117) by a quarterback-head coach duo in the Super Bowl era.

★ Scored two touchdowns at Oakland (10/2) to surpass his childhood idol, Joe Montana, on the NFL all-time touchdowns list with 274.

★ Set an NFL record for most passing yards over any three-game stretch (1,327) when he began the season with 517 yards at Miami (9/12), 423 yards vs. San Diego (9/18) and 387 yards at Buffalo (9/25).

## 2010 (16/16, 1/1)

★ Became the first player ever to be unanimously selected as the Associated Press Most Valuable Player.

★ Named an AFC Pro Bowl starter and was the top vote getter in fan voting.

★ Named as a co-captain for the ninth straight season.

★ Named Associated Press All-Pro (unanimous

selection) and Associated Press Offensive Player of the Year.

★ Named the Sporting News Offensive Player of the Year, Pro Football Weekly Most Valuable Player, Pro Football Weekly/PFWA All-NFL team, Peter King's SI.com Most Valuable Player, Peter King's SI.com Offensive Player of the Year, and a member of Peter King's SI.com All-Pro Offensive Team.

★ Started all 16 games finishing the season with 3,900 passing yards, an NFL-leading 36 touchdowns and only four interceptions.

★ Was first in the NFL with a 7.3 touchdown percentage, a 9.0 touchdown-to-interception ratio and a career-low and franchise-best 0.81 interception rate, which was also the third best in NFL history and best in NFL history among quarterbacks who had at least 250 pass attempts.

★ His 111.0 passer rating was first in the NFL and the fifth-best in NFL history.

★ Finished the regular season with 11 consecutive starts without an interception - the most by a quarterback since the 1970 merger. Also set an NFL record for most consecutive pass attempts without an interception, which ended at 358 in early 2011.

★ Threw a touchdown pass in all 16 games of the regular season for the first time in his career, joining five other quarterbacks since the NFL went to a 16-game season in 1978 to have at least one touchdown pass in each game (Daunte Culpepper, 2004; Brett Favre, 2003; Kurt Warner, 1999; Dan Marino, 1986 and 1984; Dave Krieg, 1984).

★ Had two or more touchdowns in 12 games, including two four-touchdown games in back-to-back weeks at Detroit (11/25) and vs. N.Y. Jets (12/6).

★ Passed Brett Favre with his 26th consecutive home win, vs. N.Y. Jets (12/6), setting a new NFL record. The streak concluded in 2011 after 31 straight home wins.

★ Named AFC Offensive Player of the Month for December/January after throwing for 1,197 yards on 88-of-136 passing for 13 touchdowns and no interceptions in the final five games of the regular season.

★ Earned AFC Offensive Player of the week twice:

- Week 12 at Detroit after finishing with a perfect quarterback rating for the second time in his career, completing 21-of-27 passes for 341 yards with four touchdowns and no interceptions (11/25).
- Week 13 vs. N.Y. Jets (12/6), completing 21-of-29 passes for 326 yards and four touchdowns.

★ Received FedEx Air Player of the Week honors after throwing for 369 yards on 27-of-40 passing and two touchdowns in snowy conditions against the Bears (12/12).

★ Engineered his 30th career game-winning performance to lead his team back from a fourth quarter deficit. The Patriots trailed Baltimore 20-10 with 14:53 remaining in the game. From there, Brady completed 16-of-24 passes for 156 yards, one touchdown and one interception as New England scored the game's final 13 points in a 23-20 overtime win. He finished the game 27-of-44 for 292 yards, one TD and one interception (10/17).

★ Won his 100th game as a starter at Miami (10/4), becoming only the 11th NFL quarterback to register 100 wins as a starter, and reaching the milestone in the fewest number of starts (131) among quarterbacks who began their careers in the Super Bowl era (since 1966).

★ Engineered his 31st career comeback vs. Green Bay (12/19) after completing five-of-six passes for 82 yards to lead the Patriots on touchdown and field goal drives to rally from a 27-21 deficit to a 31-27 win.

★ Registered his eighth season with more than 3,000 passing yards, passing Drew Bledsoe for most 3,000-yard seasons in team history.

## 2009 (16/16, 1/1)

- ★ Named offensive co-captain by his teammates.
- ★ Named AP Comeback Player of the Year.
- ★ Named to his fifth Pro Bowl.
- ★ Named AFC Offensive Player of the Month for October. Brady led New England to a 3-1 record in October, including a 59-0 win over Tennessee and a 38-7 win over Tampa Bay. He completed 92 of 131 passes (70.2 percent) for 1,161 yards, 12 touchdowns and a 121.7 passer rating during the month.
- ★ Named AFC Offensive Player of the Week three times in 2009:

- Week 1 vs. Buffalo after throwing two touchdown passes in the final two minutes to rally the Patriots from a 24-13 deficit to a 25-24 victory.
- Week 6 vs. Tennessee after throwing for 380 yards and six touchdowns in a 59-0 victory.
- Week 16 vs. Jacksonville after completing 23 of 26 passes for 267 yards with four touchdowns in a 35-7 victory.

★ Finished the season with 4,398 passing yards and 28 touchdowns.

★ Became the Patriots' all-time leading passer, surpassing Drew Bledsoe on an 11-yard completion to WR Sam Aiken at New Orleans (11/30).

★ Reached 30,000 yards passing against Miami (12/6) to become the 31st player in NFL history to do so.

★ Brady became the 27th player in NFL history to reach 200 touchdowns with his 36-yard touchdown pass to TE Chris Baker vs. Atlanta (9/27).

★ Posted his franchise-record third season with over 4,000 passing yards.

★ Brady completed 29 of 34 pass attempts for 380 yards and six touchdowns vs. Tennessee (10/18). Brady had 345 yards passing in the first half, setting a Patriots record for most passing yards in a half. His previous best was 291 yards passing in the first half at Miami on Oct. 21, 2007.

- Against Tennessee, Brady directed a New England offense that set a franchise record for total yards (619) and points scored (59).

- In a historic second quarter, Brady threw five touchdowns, the highest in a single quarter in NFL history. His five touchdowns also tied the most in Brady's career in a single half. Brady also had five touchdowns in the first half at Miami on Oct. 21, 2007.

- Brady tied a career high with six total touchdown passes. He also had six scoring passes on Oct. 21, 2007 at Miami. Brady has thrown for five touchdowns in a game two times and has had four touchdowns in a game seven times.

★ His 81-yard touchdown pass to WR Sam Aiken at Miami (11/8) was his longest pass of the season.

★ Had a stretch of five straight games with 300 yards or more.

★ Threw two or more touchdowns in a game seven times in 2009.

★ Had the two highest regular-season completion percentage games in team history:

- Established a Patriots team record for best completion percentage ever vs. Jacksonville when he completed 23-of-26 pass attempts for a .885 completion percentage, which is tied for 8th highest in NFL regular-season history.
- Had the second best completion percentage vs. Tennessee (10/18) when he completed 29 of 34 passes for .853 completion percentage.

## 2008 (1/1)

★ Named an offensive co-captain by his teammates for the seventh straight season.

★ Started at quarterback in the season opener vs. Kansas City (9/8) and completed 7-of-11 passes for 76 yards before leaving the game with a knee injury.

★ Placed on injured reserve on Sept. 9 with a knee injury.

## 2007 (16/16, 3/0)

★ Voted Associated Press NFL Most Valuable Player.

★ Was an AP All-Pro First Team selection in addition to being named its Offensive Player of the Year and Male Athlete of the Year.

★ Earned his fourth career Pro Bowl selection.

★ Was voted an offensive co-captain by his teammates.

★ Set the NFL's single-season touchdown pass record with his 50th touchdown of the season with a 65-yard touchdown reception to Randy Moss, his second scoring strike of the game in the Patriots' 38-35 win over the New York Giants (12/29).

★ Finished the season with 398 completions, fourth on the all-time single-season list for NFL quarterbacks.

★ Established a then Patriots franchise record for passing yards in a season with 4,806 passing yards.

★ Set career single-season highs in five statistical

## ALL-TIME PASSING YARDS

Brady became the fifth quarterback in NFL history to reach 55,000 passing yards in a win vs. the New York Jets (10/25/15).

### CAREER PASSING YARDS (Regular season only)

Player, Team	
1. Peyton Manning, IND/DEN*	71,940
2. Brett Favre, GB/NYJ/MIN	71,838
3. Dan Marino, MIA	61,361
4. Drew Brees, SD/NO*	60,903
5. Tom Brady, NE*	58,028
6. John Elway, DEN	51,475
7. Warren Moon, HOU/MIN/SEA/KC	49,325
8. Fran Tarkenton, MIN/NYG	47,003
9. Vinny Testaverde, TB, BAL, CLE, NYJ, DAL, NE, CAR	46,233
10. Drew Bledsoe, NE, BUF, DAL	44,611

\* Active

## 12-WIN SEASONS

Since entering the NFL in 2000, Tom Brady's teams have reached 12 regular-season wins in nine different seasons, second all time.

Quarterback	12-Win Seasons
Peyton Manning	11
Tom Brady	10
Brett Favre	6
John Elway	4
Jim Kelly	4



categories including completions (389), completion percentage (68.9), passing yards (4,806), touchdown passes (50) and passer rating (117.2) in 2007.

★ Named AFC Offensive Player of the Month for the first time in his career in September and a second time in the month of October.

★ Named AFC Offensive Player of the Week five times in 2007 (Wk. 3, Wk. 6, Wk. 7, Wk. 14, Wk. 17).

★ Passed Steve Grogan as the Patriots' career touchdown leader with his 183rd touchdown pass on a 6-yard connection to Randy Moss in the second quarter of the Patriots' 56-10 rout of the Buffalo Bills. Set an NFL record with his 10th straight game with three or more touchdown passes.

★ Made his 100th career start and completed 31 of 46 pass attempts for 388 yards and five touchdowns while leading the Patriots to their highest point total in 23 years in a 48-27 victory over the Dallas Cowboys (10/14).

★ Set a career high and became the 17th quarterback in NFL history to achieve a perfect passer rating of 158.3 in a game while setting a franchise record with six touchdown passes in the Patriots' 49-28 victory over the Miami Dolphins (10/21). Broke the franchise record with his sixth touchdown pass of the game on his second hookup with Wes Welker, a 16-yard strike.

★ Turned in his fifth game of the season with four or more touchdown passes and his seventh game with 300-plus passing yards while completing 32 of 46 passes for 399 yards — the second highest total of his career — and four touchdowns in the Patriots' victory over the Pittsburgh Steelers (12/9).

★ Led the Patriots to victory after trailing in the fourth quarter for the 28th time of his career, and the fourth time in 2007, as New England completed its regular-season schedule undefeated for just the fourth time in NFL history with a 38-35 comeback win over the N.Y. Giants (12/29). Tied and then broke the NFL's all-time single-season touchdown pass record with his 49th and 50th touchdown passes of the season, both to Randy Moss, while completing 32 of 42 pass attempts for 356 yards. Found Moss in the back right hand corner of the end zone on a 4-yard touchdown strike for his 49th passing touchdown of the season, tying Peyton Manning for the single-season record. Broke the all-time single-season touchdown pass record with his 50th scoring strike of the season, a 65-yard connection to Moss down the right sideline on a go-route.

★ Completed his first 16 passes of the game and went on to finish the game with an NFL-record 92.9 completion percentage as he completed 26 of 28 pass attempts and three touchdowns in the Patriots 31-20 win vs. Jacksonville (1/12) in the divisional playoffs.

★ Completed 29 of 48 pass attempts for 266 yards and one touchdown in Super Bowl XLII (2/3).

## 2006 (16/16, 3/3)

★ Was voted an offensive co-captain by his teammates.

★ Finished third in the AFC with 3,529 passing yards, 319 completions and 24 touchdown passes.

★ Threw four touchdowns in a game twice - at Minnesota (10/30) and at Green Bay (11/19).

★ Recorded a 100.0 or higher passer rating six times in 2006.

★ Recorded 300 or more passing yards three times in 2006.

★ Was named FedEx Air NFL Player of the Week after completing 29 of 43 passes for 372 yards with four

touchdowns and an interception against the Vikings (10/30).

★ Kept the Patriots' final scoring drive alive against Chicago (11/26) by juking Brian Urlacher and gaining 11 yards on a third-and-nine scramble in the fourth quarter.

★ Rushed for a career-high 31 yards on 10 carries in the victory over Jacksonville (12/24).

★ Completed 22 of 34 passes for 212 yards and two touchdowns in the Patriots' AFC Wild Card victory over the Jets (1/7).

★ Connected on 27 of 51 passes for 280 yards and two touchdowns with three interceptions in the Patriots' AFC Divisional playoff victory over San Diego (1/14). Quarterbacked his 24th career game-winning drive following a fourth quarter deficit. Kept the Patriots game-tying touchdown drive alive with a 12-yard pass to Jabar Gaffney on third-and-three in the fourth quarter. Two plays later, found Reche Caldwell in the corner of the end zone for a 4-yard touchdown in the fourth quarter.

★ Completed 21 of 34 passes for 232 yards and a touchdown in the AFC Championship Game against Indianapolis (1/21). Kept the Patriots' second touchdown drive alive with a 27-yard completion to Troy Brown on fourth-and-six in the second quarter.

## 2005 (16/16, 2/2)

★ Selected to his third Pro Bowl.

★ Led the NFL with a career-high 4,110 passing yards.

★ Finished second in the AFC with 334 completions.

★ Finished third in the AFC with 26 touchdown passes.

★ Was voted an offensive co-captain for the 2005 season by his teammates.

★ Recorded six passer ratings of 100.0 or higher, four 300-yard passing performances and four game-winning drives.

★ Became just the second player in Patriots history to pass for more than 4,000 yards in a season.

★ Named AFC Offensive Player of the Week after registering a 140.4 passer rating and completing 22 of 27 passes for 350 yards and three touchdowns against the Atlanta Falcons (10/9).

★ Completed 15 of 27 passes for 201 yards and three touchdowns against Jacksonville (1/7), setting an NFL-record with his 10th consecutive playoff victory as a starting quarterback.

## 2004 (16/16, 3/3)

★ Named to his second career Pro Bowl as the Patriots won Super Bowl XXXIX.

★ Registered a career-high 92.6 passer rating, the second highest rating in Patriots history at the time.

★ Finished second in the AFC and tied his career high with 28 touchdown passes.

★ Led the NFL with a 109.4 passer rating in the playoffs and was the only quarterback in the playoffs not to throw an interception in 2004.

★ Was voted an offensive co-captain for the 2004 season by his teammates.

★ Completed 18 of 27 passes for 144 yards and a touchdown for a 92.2 passer rating in the Patriots' 20-3 victory over the Indianapolis Colts (1/16) in the Divisional Playoffs. Gave the Patriots a commanding 20-3 lead with a 1-yard touchdown plunge with 7:10 remaining in the game.

★ Connected on 14 of 21 passes for 207 yards and two touchdowns in the Patriots' 41-27 AFC Championship

victory over the Pittsburgh Steelers (1/23). Amassed a 130.5 passer rating, the highest rating of his playoff career and the fourth highest rating in any game in his career. Found a streaking Deion Branch for a season-long 60-yard touchdown bomb in the first quarter.

★ Became the Patriots' all-time playoff touchdown leader with the 60-yard scoring pass, the eighth passing touchdown of his playoff career.

★ Completed 23 of 33 passes for 236 yards and two touchdowns for a 110.2 passer rating in the Patriots' 24-21 victory over the Philadelphia Eagles in Super Bowl XXXIX. Tied Bart Starr for the NFL record with his ninth consecutive playoff victory.

### 2003 (16/16, 3/3)

★ Named Super Bowl XXXVIII MVP after completing 32 of 48 passes for 354 yards and three touchdowns as the Patriots beat Carolina 32-29 and won their second title in three seasons.

★ Capped off a regular season in which he completed 317 passes for 3,620 yards and 23 touchdowns.

★ Ranked second in the AFC in pass attempts (527), third in passing yards (3,620) and fourth in completions (317).

★ Recorded three touchdown passes of 50 yards or more.

★ Completed seven passes for 45 yards or more.

★ Recorded six games with a passer rating of more than 100.0.

★ Did not throw an interception at home in the regular season.

★ Named AFC Offensive Player of the Week, FedEx Air Player of the Week and Snickers Hungriest Player of the

Game after completing 20 of 35 passes for 350 yards and three touchdowns in New England's thrilling 30-26 come-from-behind victory over the Denver Broncos on Monday Night Football (11/3). Connected on four-of-five passes for 58 yards in the Patriots game-winning touchdown drive in the fourth quarter. Concluded the six-play, game-winning drive by finding David Givens for an 18-yard touchdown strike in the corner of the end zone with 30 seconds remaining in the game.

★ Connected on 29 of 47 passes for 368 yards and two touchdowns in the Patriots' come-from-behind 23-20 overtime victory over the Houston Texans (11/23). Engineered the 12th fourth quarter or overtime comeback of his career. Rolled out on a bootleg and found Daniel Graham in the end zone for a four-yard touchdown on fourth-and-one to tie the game at 20 with 40 seconds remaining in regulation.

★ Named AFC Offensive Player of the Week for his four-touchdown performance against the Buffalo Bills (12/27). Registered a season-high 122.9 passer rating while completing 21 of 32 passes for 204 yards and a season-high four touchdowns in the Patriots' 31-0 victory over the Bills.

★ Completed 21 of 41 passes for 201 yards and a touchdown in the Patriots' 17-14 divisional playoff victory over the Tennessee Titans (1/10).

★ Connected on 22 of 37 passes for 237 yards and a touchdown in the Patriots' 24-14 AFC Championship victory over the Indianapolis Colts (1/18). Connected with David Givens for a 7-yard touchdown reception on a hitch-and-go to give the Patriots an early 7-0 lead in the first quarter.

★ Earned Super Bowl MVP honors after completing 32 of

## POSTSEASON PROWESS

### SUPER BOWL LEADER

After Brady's sixth Super Bowl start vs. Seattle in Super Bowl XLIX, he is now the all-time leader in passing yards, attempts, completions, touchdown passes and starts.

#### SUPER BOWL PASSING YARDS

Player	Att.	Comp.	Yards
Tom Brady	247	164	1,605
Kurt Warner	132	83	1,156
Joe Montana	122	83	1,142
John Elway	152	76	1,128
Terry Bradshaw	84	49	932

#### SUPER BOWL PASSING TOUCHDOWNS

Player	Appearances	TD Passes
Tom Brady	6	13
Joe Montana	4	11
Terry Bradshaw	4	9
Roger Staubach	4	8
Kurt Warner	3	6

#### SUPER BOWL STARTS

Starting QB	Team	#	Appearances
Tom Brady	NE	6	XXXVI, XXXVIII, XXXIX, XLII, XLVI, XLIX
John Elway	DEN	5	XXI, XXII, XXIV, XXXII, XXXIII
Terry Bradshaw	PIT	4	IX, X, XIII, XIV
Jim Kelly	BUF	4	XXV, XXVI, XXVII, XXVIII
Joe Montana	SF	4	XVI, XIX, XXIII, XXIV
Roger Staubach	DAL	4	VI, X, XII, XIII

### PLAYOFF LEADERS

Tom Brady is the winningest quarterback in NFL playoff history among signal callers who have made at least 10 starts.

#### NFL ALL-TIME LEADERS / PLAYOFF VICTORIES AS STARTING QUARTERBACK

Player	Team(s)	Playoff Wins
Tom Brady	New England	22
Joe Montana	San Fran./K.C.	16
Terry Bradshaw	Pittsburgh	14
John Elway	Denver	14
Brett Favre	Green Bay/Minnesota	13
Troy Aikman	Dallas	11
Roger Staubach	Dallas	11

#### NFL ALL-TIME LEADERS / PLAYOFF WINNING PERCENTAGE AS STARTING QUARTERBACK

Minimum 10 Starts

Player	Team (s)	W	L	Pct.
Bart Starr	Green Bay	9	1	.900
Jim Plunkett	Oak./L.A. Raiders	8	2	.800
Terry Bradshaw	Pittsburgh	14	5	.737
Tom Brady	New England	22	8	.733
Troy Aikman	Dallas	11	4	.733
Joe Montana	San Fran./K.C.	16	7	.696
Kurt Warner	St. Louis/Arizona	9	4	.692
Joe Flacco	Baltimore	10	5	.667
John Elway	Denver	14	7	.667
Ben Roethlisberger	Pittsburgh	11	6	.647

## BRADY MOVES UP POSTSEASON LISTS

Tom Brady is the NFL's all-time leader in postseason touchdown passes (55), passing yards (7,647) and completions (711). He is the only player in league history with 50 TDs, 7,000 yards passing and 700 completions in the playoffs.

### NFL ALL-TIME LEADERS/POSTSEASON TOUCHDOWN PASSES

Player	Team(s)	Touchdowns
1. Tom Brady	New England	55
2. Joe Montana	San Fran./Kansas City	45
3. Brett Favre	Green Bay/Minnesota	44
4. Peyton Manning	Indianapolis/Denver	38
5. Dan Marino	Miami	32
6. Kurt Warner	St. Louis/Arizona	31
7. Terry Bradshaw	Pittsburgh	30

### NFL ALL-TIME LEADERS/POSTSEASON PASSING YARDS

Player	Team(s)	Passing Yards
1. Tom Brady	New England	7,647
2. Peyton Manning	Indianapolis/Denver	7,022
3. Brett Favre	Green Bay/Minnesota	5,855
4. Joe Montana	San Fran./Kansas City	5,772
5. John Elway	Denver	4,964
6. Dan Marino	Miami	4,510

### NFL ALL-TIME LEADERS/POSTSEASON COMPLETIONS

Player	Team(s)	Completions
1. Tom Brady	New England	711
2. Peyton Manning	Indianapolis/Denver	619
3. Brett Favre	Green Bay/Minnesota	481
4. Joe Montana	San Fran./Kansas City	460

48 passes for 354 yards and three touchdowns against the Carolina Panthers in Super Bowl XXXVIII. Completed four of five passes in the final 1:08 to lead the Patriots on a Super Bowl-winning drive that culminated in Adam Vinatieri's winning boot with four seconds left in the contest.

## 2002 (16/16)

- ★ Led the NFL with 28 touchdown passes.
- ★ Completed 373 of 601 passes for 3,764 yards while starting all 16 games at quarterback.
- ★ Ranked third in the AFC in attempts (601), fourth in completions (373) and fourth in the AFC in passing yards (3,764).
- ★ Threw only 14 interceptions, including just five in his last 351 pass attempts.
- ★ Posted a touchdown-to-interception ratio of +14 in 2002, the fourth highest total in the NFL.
- ★ Recorded six ratings of over 100.0 in 2002 (all victories), the highest single-season total by a Patriot since Drew Bledsoe recorded seven during the 1996 season.
- ★ Named AFC Offensive Player of the Week after completing 67.4 percent of his passes for 294 yards and three touchdowns without an interception in the Patriots 30-14 win vs. Pittsburgh (9/9) on Monday Night Football. Threw on 25 straight plays between the first and third quarters, completing 18 of those passes in that game (9/9).
- ★ Became the fifth quarterback in Patriots history

## PLAYOFF PASSING RECORDS

Brady has set several single-game NFL playoff records with his arm. In the 2011 playoffs vs. Denver, Brady threw six touchdowns. In the 2006 playoffs, he completed over 92 percent of his passes. No other quarterback has ever completed more than 90 percent in an NFL playoff game. Brady is also second all time in consecutive playoff games with a touchdown pass (18) and tied for first in 300-yard games (nine).

### NFL ALL-TIME LEADERS/POSTSEASON TOUCHDOWN PASSES, CONSECUTIVE GAMES

Player	Team(s)	Games
1. Brett Favre	GB/MIN	20 (1995-2009)
2. Tom Brady	NE	18 (2001-2011)
3. Dan Marino	MIA	13 (1983-1995)

### NFL ALL-TIME LEADERS/POSTSEASON COMPLETION PERCENTAGE, GAME (15 COMPLETIONS)

Player	Tm	Game	Comp. %
1. Tom Brady	NE	AFC-D: NE vs. JAX '07	92.9 (28-26)
2. Phil Simms	NYG	SB: NYG vs. DEN, '86	88.0 (25-22)
3. Kurt Warner	ARI	NFC-WC: ARI vs. GB '09	87.9 (33-29)

### MOST 300 YARD GAMES IN POSTSEASON HISTORY

Player	Team(s)	300 Yard Games
Tom Brady	New England	9
Peyton Manning	Indianapolis/Denver	9
Joe Montana	SF/Kansas City	6
Kurt Warner	STL/Arizona	6
Drew Brees	San Diego/New Orleans	6
Dan Fouts	San Diego	5

## MOST POSTSEASON STARTS

Tom Brady extended his NFL record by making his 30th postseason start at quarterback in the Divisional win vs. Kansas City (1/16).

### MOST POSTSEASON STARTS BY A QUARTERBACK

Player	Team(s)	Starts
1. Tom Brady	New England	30
2. Peyton Manning	Indianapolis/Denver	25
3. Brett Favre	Green Bay/Minn.	24
4. Joe Montana	San Fran./Kansas City	23
5. John Elway	Denver	21

to throw for over 400 yards in a game, completing 72 percent of his passes and throwing for four touchdowns in the Patriots 41-38 overtime win over the Kansas City Chiefs (9/22). His 410 yards ranks as the 11th most prolific single-game passing performance in Patriots history.

## 2001 (15/14, 3/3)

- ★ Started 14 of 15 regular season games at quarterback and completed 264 of 413 passes for 2,843 yards, while throwing 18 touchdowns and 12 interceptions.
- ★ His 63.9 percent completion rate set a new Patriots single-season best, eclipsing the mark set by Tony Eason (61.6, 1986).
- ★ Finished the season ranked third in the AFC and sixth in the NFL with a 86.5 passer rating.

- ★ Set NFL record for most pass attempts to start a career without throwing an interception (162).
- ★ Made first NFL start and completed 13 of 23 passes for 168 yards in 44-13 victory over Indianapolis (9/30) ... Became the first Patriots quarterback to win his first NFL start since Scott Zolak won at Indianapolis (11/15/92).
- ★ Named AFC Offensive Player of the Week following his performance in the Patriots 29-26 overtime victory over San Diego (10/14). Completed his first NFL touchdown pass on a 21-yard connection to Terry Glenn. Threw 54 passes with 33 completions, tying him for eighth in team history in both categories. Completed 13-of-19 passes for 130 yards during two fourth quarter comeback scoring drives and the game winning overtime scoring drive.
- ★ Connected with David Patten on a 91-yard touchdown pass against Indianapolis (10/21), the longest play from scrimmage in franchise history at the time. Completed all seven of his pass attempts in the first half for 134 yards and two touchdowns.
- ★ Named AFC Player of the Week after notching a season-high four touchdowns while completing 19 of 26 passes for 268 yards in a 34-17 victory over the New Orleans Saints (11/25). Earned a passer rating of 143.9, his third rating over 100 during the season.
- ★ Made his first postseason start and set Patriots' single-game postseason highs with 52 attempts, 32 completions and 312 yards in the Patriots' divisional playoff victory over Oakland (1/19). Became first quarterback in franchise history to record a postseason rushing touchdown with a 6-yard scamper. Completed all eight of his pass attempts for 45 yards in overtime as the Patriots marched 61 yards on 15 plays to set up an Adam Vinatieri 23-yard game-winning field goal for the victory.
- ★ Led the team in completions (12), yards (115), completion percentage (66.7 percent) and passer rating (84.3) despite leaving the AFC Championship Game victory over at Pittsburgh (1/27) late in the second quarter with an injury and not returning.
- ★ Named Super Bowl XXXVI MVP after connecting on 16 of 27 passes for 145 yards and one touchdown. Completed five of eight passes for 53 yards on the game-winning drive that began with 1:21 remaining in the fourth quarter with the game tied at 17 and ended with an Adam Vinatieri 48-yard field goal as time expired.

## 2000 (1/0)

- ★ Saw action in a reserve role at quarterback in one contest.
- ★ Listed among the Patriots inactives for 14 weeks during the season.
- ★ Active but did not play against Cincinnati (11/19).
- ★ Entered his first NFL game in the fourth quarter and completed one of three passes for 6 yards against the

Detroit Lions (11/23). Completed his first NFL pass to Rod Rutledge for 6 yards.

## COLLEGE

- ★ Brady earned three letters at Michigan (1997-99) and recorded a 20-5 record as a two-year starter for the Wolverines.
- ★ Started all 25 games of his junior and senior seasons, including victories in the 1999 Citrus Bowl and the 2000 Orange Bowl.
- ★ Led the Wolverines to 15 wins in a 16-game span from 1998-99.
- ★ Finished his career ranking third in Michigan history with 710 attempts and 442 completions, fourth with 5,351 yards and 62.3 completion percentage and fifth with 35 touchdown passes.
- ★ Completed 31 of 56 attempts for 375 yards against Ohio State to establish school single game-records, breaking the old marks of 52 attempts for 372 yards by Scott Dreisbach vs. Virginia in 1995 and 29 completions by Todd Collins vs. Oklahoma State in 1992.
- ★ Threw at least one touchdown pass in all 16 Big Ten conference games as a starter.
- ★ As a senior in 1999 was named All-Big Ten Conference second-team selection and selected team MVP after completing 214 of 341 passes (62.8 percent) for 2,586 yards, 20 touchdowns and only six interceptions.
- ★ Led Michigan to the Big Ten title as a junior in 1998.
- ★ Served as Brian Griese's backup during the Wolverines' national championship season, in which they went 12-0 in 1997.

## PERSONAL

- ★ Thomas Brady was born the son of Tom and Galynn Brady on Aug. 3, 1977 in San Mateo, Calif.
- ★ *Blue Chip Illustrated* and *Prep Football Report* All-American selection at Junipero Serra High in San Mateo, Calif.
- ★ Added all-state and All-Far West honors as the team's Most Valuable Player.
- ★ Earned two letters in both football and baseball.
- ★ Was the starting varsity quarterback for two seasons (1993-94) and completed 236 of 447 passes (52.8 percent) for 3,702 yards and 31 touchdowns during his high school career.
- ★ Drafted in the 18th round of the 1995 Major League Baseball draft as a catcher by the Montreal Expos.
- ★ Inducted into the Junipero Serra High School Hall of Fame in 2003, joining fellow Serra High graduates Barry Bonds, Lynn Swann, Gregg Jeffries, Jim Fregosi, and his older sister Maureen, among many others.



# TOM BRADY

Pos: QB Ht: 6-4 Wt: 225 lbs Year: 16th Acq: D6b-00 (199th) College: Michigan Born: 8/3/77

REGULAR SEASON		PASSING STATISTICS												
Year	Team	G/S	Att	Cmp	Yds	Yds/Att	Pct	TD	TD %	Int	Int %	Lg	Sacks	Rating
2000	Patriots	1/0	3	1	6	2.00	33.3	0	0.0	0	0.0	6	0/0	42.4
2001	Patriots	15/14	413	264	2,843	6.88	63.9	18	4.4	12	2.9	91t	41/216	86.5
2002	Patriots	16/16	601	373	3,764	6.26	62.1	28	4.7	14	2.3	49t	31/190	85.7
2003	Patriots	16/16	527	317	3,620	6.87	60.2	23	4.4	12	2.3	82t	32/219	85.9
2004	Patriots	16/16	474	288	3,692	7.79	60.8	28	5.9	14	3.0	50	26/162	92.6
2005	Patriots	16/16	530	334	4,110	7.75	63.0	26	4.9	14	2.6	71	26/188	92.3
2006	Patriots	16/16	516	319	3,529	6.84	61.8	24	4.7	12	2.3	62t	26/175	87.9
2007	Patriots	16/16	578	398	4,806	8.31	68.9	50	8.7	8	1.4	69t	21/128	117.2
2008	Patriots	1/1	11	7	76	6.91	63.6	0	0.0	0	0.0	26	0/0	83.9
2009	Patriots	16/16	565	371	4,398	7.78	65.7	28	5.0	13	2.3	81t	16/86	96.2
2010	Patriots	16/16	492	324	3,900	7.93	65.9	36	7.3	4	0.8	79t	25/175	111.0
2011	Patriots	16/16	611	401	5,235	8.57	65.6	39	6.4	12	1.9	99t	32/173	105.6
2012	Patriots	16/16	637	401	4,827	7.58	63.0	34	5.3	8	1.3	83t	27/182	98.7
2013	Patriots	16/16	628	380	4,343	6.92	60.5	25	4.0	11	1.8	81t	40/256	87.3
2014	Patriots	16/16	582	373	4,109	7.14	64.1	33	5.7	9	1.5	69t	21/134	97.4
2015	Patriots	16/16	624	402	4,770	7.64	64.4	36	5.8	7	1.1	76t	38/225	102.2
Totals - 16 Years		225/223	7,792	4,953	58,028	7.45	63.6	428	5.5	150	1.9	99t	402/2,509	96.4

POSTSEASON		PASSING STATISTICS												
Year	Team	G/S	Att	Cmp	Yds	Yds/Att	Pct	TD	TD %	Int	Int %	Lg	Sacks	Rating
2001	Patriots	3/3	97	60	572	5.90	61.9	1	1.0	1	1.0	29	5/36	77.3
2003	Patriots	3/3	126	75	792	6.29	59.5	5	4.0	2	1.6	52t	0/0	84.5
2004	Patriots	3/3	81	55	587	7.25	67.9	5	6.2	0	0.0	60t	7/57	109.4
2005	Patriots	2/2	63	35	542	8.60	55.6	4	6.3	2	3.2	73t	4/12	92.2
2006	Patriots	3/3	119	70	724	6.08	58.8	5	4.2	4	3.4	49	4/22	76.5
2007	Patriots	3/3	109	77	737	6.76	70.6	6	5.5	3	2.8	53	8/52	96.0
2009	Patriots	1/1	42	23	154	3.67	54.8	2	4.8	3	7.1	24	3/22	49.1
2010	Patriots	1/1	45	29	299	6.64	64.4	2	4.4	1	2.2	37	5/40	89.0
2011	Patriots	3/3	111	75	878	7.91	67.6	8	7.2	4	3.6	61t	3/15	100.4
2012	Patriots	2/2	94	54	664	7.06	57.4	4	4.3	2	2.1	47	1/9	84.7
2013	Patriots	2/2	63	37	475	7.54	58.7	1	1.6	0	0.0	53	4/34	87.7
2014	Patriots	3/3	135	93	921	6.82	68.9	10	7.4	4	3.0	46	4/24	100.3
2015	Patriots	1/1	42	28	302	7.19	66.7	2	4.8	0	0.0	42	0/0	103.5
Totals - 12 Years		30/30	1,127	711	7,647	6.79	63.1	55	4.9	26	2.3	73t	48/323	89.6

REGULAR SEASON		RUSHING						FUMBLES		POSTSEASON		RUSHING						FUMBLES	
Year	Team	No	Yds	Avg	Lg	TD	No	Lost		Year	Team	No	Yds	Avg	Lg	TD	No	Lost	
2000	Patriots	0	0	0	0	0	0	0		2001	Patriots	8	22	2.8	6t	1	1	0	
2001	Patriots	36	43	1.2	12	0	12	3		2003	Patriots	12	18	1.5	12	0	0	0	
2002	Patriots	42	110	2.6	15	1	11	5		2004	Patriots	7	3	0.4	3	1	1	1	
2003	Patriots	42	63	1.5	11	1	13	5		2005	Patriots	3	8	2.7	7	0	2	0	
2004	Patriots	43	28	0.7	10	0	7	5		2006	Patriots	8	18	2.3	12	0	2	0	
2005	Patriots	27	89	3.3	15	1	4	3		2007	Patriots	4	-1	-0.3	2	0	1	1	
2006	Patriots	49	102	2.1	22	0	12	4		2009	Patriots	0	0	0.0	0	0	1	1	
2007	Patriots	37	98	2.6	19	2	6	4		2010	Patriots	2	2	1.0	3	0	1	0	
2008	Patriots	0	0	0.0	0	0	0	0		2011	Patriots	9	10	1.1	4	1	0	0	
2009	Patriots	29	44	1.5	9	1	4	2		2012	Patriots	3	4	1.3	3	0	0	0	
2010	Patriots	31	30	1.0	9	1	3	1		2013	Patriots	3	6	2.0	5t	1	1	0	
2011	Patriots	43	109	2.5	13	3	3	2		2014	Patriots	11	10	0.9	9	1	0	0	
2012	Patriots	23	32	1.4	7	4	2	0		2015	Patriots	6	6	1.0	10	1	0	0	
2013	Patriots	32	18	0.6	11	0	9	3		Totals - 12 Years		76	106	1.4	12	6	10	3	
2014	Patriots	36	57	1.6	17	0	6	3											
2015	Patriots	34	53	1.6	13	3	4	1											
Totals - 16 Years		504	876	1.7	22	17	99	41											

Additional Statistics: Receiving — 2001: 1 for 23 yards (12/22/01 vs. Miami).

Punting — 2003: 1 for 36 yards, downed at 1-yard line (12/7/03 vs. Miami);

2011: 1 for 48 yards, downed at 10-yard line (1/14/12 vs. Denver);

2013: 1 for 32 yards, fair caught at 22-yard line (12/29/13 vs. Buffalo).

## BRADY'S CAREER GAME-BY-GAME

Passing													Rushing					
2000	Opponent	P/S	Att	Cmp	Yds	Pct	TD	Lg	Int	S	Yds	Rating	Rush	Yds	Lg	TD	W/L	Score
11/23	at Detroit	p	3	1	6	33.3	0	6	0	0	0	42.4	-	-	-	-	L	9-34
2000 Totals		1/0	3	1	6	33.3	0	6	0	0	0	42.2	0	0	0	0		0-0
Passing													Rushing					
2001	Opponent	P/S	Att	Cmp	Yds	Pct	TD	Lg	Int	S	Yds	Rating	Rush	Yds	Lg	TD	W/L	Score
09/09	at Cincinnati	Did Not Play															L	17-23
09/23	N.Y. Jets	p	10	5	46	50.0	0	21	0	0	0	62.9	1	9	9	0	L	3-10
09/30	Indianapolis	S	23	13	168	56.5	0	38	0	1	9	79.6	1	2	2	0	W	44-13
10/07	at Miami	S	24	12	86	50.0	0	15	0	4	17	58.7	2	9	9	0	L	10-30
10/14	San Diego	S	54	33	364	61.1	2	26	0	3	19	93.4	1	0	0	0	W	29-26
10/21	at Indianapolis	S	20	16	202	80.0	3	91t	0	0	0	148.3	2	-2	-1	0	W	38-17
10/28	at Denver	S	38	25	203	65.8	2	30t	4	2	20	57.1	2	-1	0	0	L	20-31
11/04	at Atlanta	S	31	21	250	67.7	3	44t	0	3	14	124.4	3	0	1	0	W	24-10
11/11	Buffalo	S	21	15	107	71.4	1	26	1	7	36	78.9	4	-1	2	0	W	21-11
11/18	St. Louis	S	27	19	185	70.4	1	27	2	2	6	70.8	2	6	7	0	L	24-17
11/25	New Orleans	S	26	19	258	73.1	4	41t	0	4	17	143.9	4	14	11	0	W	34-17
12/02	at N.Y. Jets	S	28	20	213	71.4	0	46	0	3	22	93.3	3	0	2	0	W	17-16
12/09	Cleveland	S	28	19	218	67.9	0	23	2	3	9	61.3	4	-3	0	0	W	27-16
12/16	at Buffalo	S	35	19	237	54.3	0	40	1	5	31	63.6	3	13	12	0	W	12-9 ot
12/22	Miami	S	19	11	108	57.9	1	23t	0	3	14	91.6	3	-5	-1	0	W	20-13
01/06	at Carolina	S	29	17	198	58.6	1	31	2	1	2	62.1	1	2	2	0	W	38-6
2001 Totals		15/14	413	264	2843	63.9	18	91t	12	41	216	86.5	36	43	12	0		11-3
01/19	Oakland	S	52	32	312	61.5	0	29	1	2	15	70.4	5	16	6t	1	W	16-13 ot
01/27	at Pittsburgh	S	18	12	115	66.7	0	28	0	2	14	84.3	2	3	2	0	W	24-17
02/03	St. Louis	S	27	16	145	59.3	1	23	0	1	7	86.2	1	3	3	0	W	20-17
2001 Postseason		3/3	97	60	572	61.9	1	29	1	5	36	77.3	8	22	6t	1		3-0
Passing													Rushing					
2002	Opponent	P/S	Att	Cmp	Yds	Pct	TD	Lg	Int	S	Yds	Rating	Rush	Yds	Lg	TD	W/L	Score
09/09	Pittsburgh	S	43	29	294	67.4	3	40t	0	2	14	110.0	-	-	-	-	W	30-14
09/15	at N.Y. Jets	S	35	25	269	71.4	2	49t	1	0	0	100.8	2	5	4	0	W	44-7
09/22	Kansas City	S	54	39	410	72.2	4	38t	1	4	11	110.9	1	2	2	0	W	41-38 ot
09/29	at San Diego	S	53	36	353	67.9	2	26	2	0	0	83.3	1	3	3	0	L	14-21
10/05	at Miami	S	31	17	240	54.8	2	34t	2	3	32	74.7	1	0	0	0	L	13-26
10/13	Green Bay	S	44	24	183	54.5	1	18	3	2	17	44.0	5	26	12	0	L	10-28
10/27	Denver	S	29	15	130	51.7	1	17	0	5	20	75.4	2	5	4	0	L	16-24
11/03	at Buffalo	S	26	12	265	84.6	3	31	0	1	2	147.6	1	-1	-1	0	W	38-7
11/10	at Chicago	S	55	36	328	65.5	3	36t	1	2	13	92.1	3	16	13	0	W	33-30
11/17	at Oakland	S	30	18	172	60.0	0	33	0	4	25	76.0	1	1	1	0	L	20-27
11/24	Minnesota	S	34	21	239	61.8	3	27	0	2	20	112.3	6	4	5	0	W	24-17
11/28	at Detroit	S	30	18	210	60.0	0	28	1	0	0	67.4	4	12	8	0	W	20-12
12/08	Buffalo	S	27	15	183	55.6	2	41	0	0	0	101.3	5	-5	0	0	W	27-17
12/16	at Tennessee	S	29	14	134	48.3	0	35	1	3	17	47.2	2	10	10t	1	L	7-24
12/22	N.Y. Jets	S	37	19	133	51.4	1	15	1	2	14	57.6	4	24	15	0	L	17-30
12/29	Miami	S	44	25	221	56.8	1	23	1	1	5	68.5	4	8	4	0	W	27-24 ot
2002 Totals		16/16	601	373	3764	62.1	28	49t	14	31	190	85.7	42	110	15	1		9-7
Passing													Rushing					
2003	Opponent	P/S	Att	Cmp	Yds	Pct	TD	Lg	Int	S	Yds	Rating	Rush	Yds	Lg	TD	W/L	Score
09/07	at Buffalo	S	28	14	123	50.0	0	42	4	2	20	22.5	-	-	-	-	L	0-31
09/14	at Philadelphia	S	44	30	255	68.2	3	27	0	2	8	105.8	6	7	4	0	W	31-10
09/21	N.Y. Jets	S	25	15	181	60.0	0	31	0	5	34	82.3	3	-1	1	1	W	23-16
09/28	at Washington	S	38	25	289	65.8	2	29	3	1	8	73.2	1	2	2	0	L	17-20
10/05	Tennessee	S	31	17	219	54.8	1	58	0	3	26	88.0	3	2	4	0	W	38-30
10/12	N.Y. Giants	S	21	8	112	38.1	0	39	0	2	21	56.1	3	0	2	0	W	17-6
10/19	at Miami	S	34	24	283	70.6	2	82	0	1	10	115.2	3	10	5	0	W	19-13 ot
10/26	Cleveland	S	33	20	259	60.6	0	45	0	1	6	85.3	2	-2	-1	0	W	9-3
11/03	at Denver	S	35	20	350	57.1	3	66	1	0	0	108.0	2	-1	0	0	W	30-26
11/16	Dallas	S	34	15	212	44.1	0	57	0	2	9	64.8	1	3	3	0	W	12-0
11/23	at Houston	S	47	29	368	61.7	2	33	2	4	24	82.6	6	15	6	0	W	23-20 ot
11/30	at Indianapolis	S	35	26	236	74.3	2	31	2	2	10	87.3	2	-1	0	0	W	38-34
12/07	Miami	S	31	16	163	51.6	0	25	0	3	13	67.0	2	-2	-1	0	W	12-0
12/14	Jacksonville	S	34	22	228	64.7	2	32	0	2	16	103.6	1	7	7	0	W	27-13
12/20	at N.Y. Jets	S	25	15	138	60.0	2	35	0	0	0	101.8	2	1	2	0	W	21-16
12/27	Buffalo	S	32	21	204	65.6	4	30	0	2	14	122.9	5	23	11	0	W	31-0

# BRADY'S CAREER GAME-BY-GAME (CONT.)

<b>2003 Totals</b>		<b>16/16</b>	<b>527</b>	<b>317</b>	<b>3620</b>	<b>60.2</b>	<b>23</b>	<b>821</b>	<b>12</b>	<b>32</b>	<b>219</b>	<b>85.9</b>	<b>42</b>	<b>63</b>	<b>11</b>	<b>1</b>	<b>14-2</b>
01/10	Tennessee	S	41	21	201	51.2	1	41	0	0	0	73.3	5	5	5	0	W 17-14
01/18	Indianapolis	S	37	22	237	59.5	1	28	1	0	0	76.1	5	1	2	0	W 24-14
02/01	Carolina	S	48	32	354	66.7	3	52	1	0	0	100.5	2	12	12	0	W 32-29
<b>2003 Postseason</b>		<b>3/3</b>	<b>126</b>	<b>75</b>	<b>792</b>	<b>59.5</b>	<b>5</b>	<b>52</b>	<b>2</b>	<b>0</b>	<b>0</b>	<b>84.5</b>	<b>12</b>	<b>18</b>	<b>12</b>	<b>0</b>	<b>3-0</b>
<b>2004</b>		<b>Passing</b>											<b>Rushing</b>				
	<b>Opponent</b>	<b>P/S</b>	<b>Att</b>	<b>Cmp</b>	<b>Yds</b>	<b>Pct</b>	<b>TD</b>	<b>Lg</b>	<b>Int</b>	<b>S</b>	<b>Yds</b>	<b>Rating</b>	<b>Rush</b>	<b>Yds</b>	<b>Lg</b>	<b>TD</b>	<b>W/L</b>
09/09	Indianapolis	S	38	26	335	68.4	3	29	1	2	15	111.2	1	-1	-1	0	W 27-24
09/13	at Arizona	S	26	15	219	57.7	2	27	2	2	12	78.8	5	3	3	0	W 23-12
10/03	at Buffalo	S	30	17	298	56.7	2	44	0	0	0	112.9	2	2	3	0	W 31-17
10/10	Miami	S	19	7	76	36.8	2	28	1	1	7	62.6	4	-1	2	0	W 24-10
10/17	Seattle	S	30	19	231	63.3	1	48	1	1	7	84.2	3	7	6	0	W 30-20
10/24	N.Y. Jets	S	29	20	230	69.0	1	42	0	3	20	104.1	3	-3	-1	0	W 13-7
10/31	at Pittsburgh	S	43	25	271	58.1	2	23	2	4	28	72.9	-	-	-	-	L 20-34
11/07	at St. Louis	S	31	18	234	58.1	2	50	0	2	9	103.4	3	1	3	0	W 40-22
11/14	Buffalo	S	35	19	233	54.3	2	47	1	2	13	82.2	1	2	2	0	W 29-6
11/22	at Kansas City	S	26	17	315	65.4	1	48	0	1	6	119.9	5	-1	3	0	W 27-19
11/28	Baltimore	S	30	15	172	50.0	0	37	0	1	2	67.6	3	3	4	0	W 24-3
12/05	at Cleveland	S	20	11	157	55.0	1	44	1	2	14	76.5	1	10	10	0	W 42-15
12/12	Cincinnati	S	26	18	260	69.2	2	48	0	1	3	127.1	5	2	3	0	W 35-28
12/20	at Miami	S	29	18	171	62.1	3	31t	4	2	15	73.3	2	-2	-1	0	L 28-29
12/26	at N.Y. Jets	S	32	21	264	65.6	2	35	0	1	6	112.0	4	3	5	0	W 23-7
01/02	San Francisco	S	30	22	226	73.3	2	25	1	1	5	102.9	1	3	3	0	W 21-7
<b>2004 Totals</b>		<b>16/16</b>	<b>474</b>	<b>288</b>	<b>3692</b>	<b>60.8</b>	<b>28</b>	<b>50</b>	<b>14</b>	<b>26</b>	<b>162</b>	<b>92.6</b>	<b>43</b>	<b>28</b>	<b>10</b>	<b>0</b>	<b>14-2</b>
01/16	Indianapolis	S	27	18	144	66.7	1	17	0	3	29	92.2	4	6	3	1	W 20-3
01/23	at Pittsburgh	S	21	14	207	66.7	2	60t	0	2	11	130.5	2	-2	-1	0	W 41-27
02/06	Philadelphia	S	33	23	236	69.7	2	27	0	2	17	110.2	1	-1	-1	0	W 24-21
<b>2004 Postseason</b>		<b>3/3</b>	<b>81</b>	<b>55</b>	<b>587</b>	<b>67.9</b>	<b>5</b>	<b>60t</b>	<b>0</b>	<b>7</b>	<b>57</b>	<b>109.4</b>	<b>7</b>	<b>3</b>	<b>3</b>	<b>1</b>	<b>3-0</b>
<b>2005</b>		<b>Passing</b>											<b>Rushing</b>				
	<b>Opponent</b>	<b>P/S</b>	<b>Att</b>	<b>Cmp</b>	<b>Yds</b>	<b>Pct</b>	<b>TD</b>	<b>Lg</b>	<b>Int</b>	<b>S</b>	<b>Yds</b>	<b>Rating</b>	<b>Rush</b>	<b>Yds</b>	<b>Lg</b>	<b>TD</b>	<b>W/L</b>
09/08	Oakland	S	38	24	306	63.2	2	35	0	0	0	105.8	3	-1	0	0	W 30-20
09/18	at Carolina	S	44	23	270	52.3	1	71	1	2	21	69.3	-	-	-	-	L 17-27
09/25	at Pittsburgh	S	41	31	372	75.6	0	30	1	3	26	92.7	-	-	-	-	W 23-20
10/02	San Diego	S	32	19	224	59.4	1	30t	1	1	8	78.1	2	4	4	0	L 17-41
10/09	at Atlanta	S	27	22	350	81.5	3	55	1	1	8	140.4	1	1	1	0	W 31-28
10/16	at Denver	S	46	24	299	52.2	1	49	0	0	0	79.9	1	12	12	0	L 20-28
10/30	Buffalo	S	21	14	199	66.7	1	37	0	3	19	113.0	1	4	4	0	W 21-16
11/07	Indianapolis	S	33	22	265	66.7	3	35	0	1	18	121.4	1	-1	-1	0	L 21-40
11/13	at Miami	S	36	21	275	58.3	2	59	2	2	1	77.9	1	-1	-1	0	W 23-16
11/20	New Orleans	S	29	15	222	51.7	3	60t	0	3	28	111.6	1	5	5	0	W 24-27
11/27	at Kansas City	S	40	22	248	55.0	1	25	4	3	16	42.5	1	15	15	0	L 16-26
12/04	N.Y. Jets	S	37	27	271	73.0	0	25	0	2	20	93.4	4	19	7	0	W 16-3
12/11	at Buffalo	S	38	29	329	76.3	2	40	2	1	1	97.4	4	17	9	1	W 35-7
12/17	Tampa Bay	S	31	20	258	64.5	3	37	0	1	5	122.8	3	6	3	0	W 28-0
12/26	at N.Y. Jets	S	29	18	185	63.1	2	23	1	3	17	89.0	3	7	3	0	W 31-21
01/01	Miami	S	8	3	37	37.5	1	18	1	0	0	52.6	1	2	2	0	L 26-28
<b>2005 Totals</b>		<b>16/16</b>	<b>530</b>	<b>334</b>	<b>4110</b>	<b>63.0</b>	<b>26</b>	<b>71</b>	<b>14</b>	<b>26</b>	<b>188</b>	<b>92.3</b>	<b>27</b>	<b>89</b>	<b>15</b>	<b>1</b>	<b>10-6</b>
01/07	Jacksonville	S	27	15	201	55.6	3	63t	0	4	12	116.4	2	9	7	0	W 28-3
01/14	at Denver	S	36	20	341	55.6	1	73	2	0	0	74.0	1	-1	-1	0	L 13-27
<b>2005 Postseason</b>		<b>2/2</b>	<b>63</b>	<b>35</b>	<b>542</b>	<b>55.6</b>	<b>4</b>	<b>63t</b>	<b>2</b>	<b>4</b>	<b>12</b>	<b>92.2</b>	<b>3</b>	<b>8</b>	<b>7</b>	<b>0</b>	<b>1-1</b>
<b>2006</b>		<b>Passing</b>											<b>Rushing</b>				
	<b>Opponent</b>	<b>P/S</b>	<b>Att</b>	<b>Cmp</b>	<b>Yds</b>	<b>Pct</b>	<b>TD</b>	<b>Lg</b>	<b>Int</b>	<b>S</b>	<b>Yds</b>	<b>Rating</b>	<b>Rush</b>	<b>Yds</b>	<b>Lg</b>	<b>TD</b>	<b>W/L</b>
09/10	Buffalo	S	23	11	163	47.8	2	34	1	3	27	82.3	5	3	3	0	W 19-17
09/17	at N.Y. Jets	S	29	15	220	51.7	1	29	1	1	9	73.9	1	-1	-1	0	W 24-17
09/24	Denver	S	55	31	320	56.4	1	31	0	0	0	79.4	2	7	5	0	L 7-17
10/01	at Cincinnati	S	26	15	188	57.7	2	35	1	0	0	89.9	2	21	22	0	W 38-13
10/08	Miami	S	29	16	140	55.2	2	15	0	1	6	91.2	4	-3	0	0	W 20-10
10/22	at Buffalo	S	27	18	195	66.7	2	35t	0	4	24	112.4	2	2	3	0	W 28-6
10/30	at Minnesota	S	43	29	372	67.4	4	45	1	3	27	115.6	1	1	1	0	W 31-7
11/05	Indianapolis	S	35	20	201	57.1	0	39	4	0	0	34.0	3	13	9	0	L 20-27
11/12	N.Y. Jets	S	36	24	253	66.7	1	33	1	4	21	84.6	-	-	-	-	L 14-17
11/19	at Green Bay	S	31	20	244	64.5	4	54t	0	1	4	128.2	4	6	8	0	W 35-0
11/26	Chicago	S	33	22	267	66.7	1	40	2	0	0	76.2	6	12	11	0	W 17-13
12/03	Detroit	S	38	27	305	71.1	0	28	1	2	21	83.8	6	9	4	0	W 28-21

# BRADY'S CAREER GAME-BY-GAME (CONT.)

12/10	at	Miami	S	25	12	78	48.0	0	21	0	4	20	55.1	-	-	-	-	L	0-21
12/17		Houston	S	23	16	109	69.6	2	43t	0	1	4	108.8	2	2	3	0	W	40-7
12/24	at	Jacksonville	S	39	28	249	71.8	1	36	0	1	7	97.1	10	31	9	0	W	24-21
12/31	at	Tennessee	S	24	15	225	62.5	1	62t	0	1	5	107.1	1	-1	-1	0	W	40-23
2006 Totals			16/16	516	319	3529	61.8	24	62t	12	26	175	87.9	49	102	22	0		12-4
01/07		N.Y. Jets	S	34	22	212	64.7	2	31	0	1	12	101.6	2	14	12	0	W	37-16
01/14	at	San Diego	S	51	27	280	52.9	2	49	3	2	4	57.6	2	3	4	0	W	24-21
01/21	at	Indianapolis	S	34	21	232	61.8	1	27	1	1	6	79.5	4	1	2	0	L	34-38
2006 Postseason			3/3	119	70	724	58.8	5	49	4	4	22	76.5	8	18	12	0		2-1
Passing														Rushing					
2007	Opponent	P/S	Att	Cmp	Yds	Pct	TD	Lg	Int	S	Yds	Rating	Rush	Yds	Lg	TD	W/L	Score	
09/09	at N.Y. Jets	S	28	22	297	78.6	3	51t	0	0	0	146.6	1	4	4	0	W	38-14	
09/16	San Diego	S	31	25	279	80.6	3	34	1	2	16	123.0	1	2	2	0	W	38-14	
09/23	Buffalo	S	29	23	311	79.3	4	45t	0	1	3	150.9	1	2	2	0	W	38-7	
10/01	at Cincinnati	S	32	25	231	78.1	3	23	1	0	0	115.0	2	-2	-1	0	W	34-13	
10/07	Cleveland	S	38	22	265	57.9	3	35	0	0	0	105.7	-	-	-	-	W	34-17	
10/14	at Dallas	S	46	31	388	67.4	5	69t	0	3	15	129.6	3	5	3	0	W	48-27	
10/21	at Miami	S	25	21	354	84.0	6	50t	0	1	10	158.3	-	-	-	-	W	49-28	
10/28	Washington	S	38	29	306	76.3	3	35	0	1	0	125.5	4	14	7	2	W	52-7	
11/04	at Indianapolis	S	32	21	255	65.6	3	55	2	2	18	95.2	5	14	19	0	W	24-20	
11/18	at Buffalo	S	39	31	373	79.5	5	43	0	0	0	146.1	2	9	5	0	W	56-10	
11/25	Philadelphia	S	54	34	380	63.0	1	42	0	3	18	90.0	3	16	12	0	W	31-28	
12/03	at Baltimore	S	38	18	257	47.4	2	43	1	3	21	76.3	2	14	12	0	W	27-24	
12/09	Pittsburgh	S	46	32	399	69.6	4	63t	0	0	0	125.2	1	4	4	0	W	34-13	
12/16	N.Y. Jets	S	27	14	140	51.9	0	46	1	1	6	51.5	4	9	4	0	W	20-10	
12/23	Miami	S	33	18	215	54.5	3	48	2	3	11	79.7	4	11	10	0	W	28-7	
12/29	at N.Y. Giants	S	42	32	356	76.2	2	65t	0	1	10	116.8	4	-4	-1	0	W	38-35	
2007 Totals			16/16	578	398	4806	68.9	50	69t	8	21	128	117.2	37	98	19	2		16-0
01/12	Jacksonville	S	28	26	262	92.9	3	53	0	1	4	141.4	2	1	2	0	W	31-20	
01/20	San Diego	S	33	22	209	66.7	2	18	3	2	11	66.4	2	-2	-1	0	W	21-12	
02/03	N.Y. Giants	S	48	29	266	60.4	1	19	0	5	37	82.5	-	-	-	-	L	14-17	
2007 Postseason			3/3	109	77	737	70.6	6	53	3	8	52	96.0	4	-1	2	0		2-1
Passing														Rushing					
2008	Opponent	P/S	Att	Cmp	Yds	Pct	TD	Lg	Int	S	Yds	Rating	Rush	Yds	Lg	TD	W/L	Score	
09/07	Kansas City	S	11	7	76	63.6	0	26	0	0	0	83.9	-	-	-	-	W	17-10	
09/14	at N.Y. Jets	Placed on Injured Reserve 9/9/08																	
2008 Totals			1/1	11	7	76	63.6	0	26	0	0	0	83.9	0	0	0	0		11-5
Passing														Rushing					
2009	Opponent	P/S	Att	Cmp	Yds	Pct	TD	Lg	Int	S	Yds	Rating	Rush	Yds	Lg	TD	W/L	Score	
09/14	Buffalo	S	53	39	378	73.6	2	31	1	1	10	97.8	1	9	9	0	W	25-24	
09/20	at N.Y. Jets	S	47	23	216	48.9	0	29	1	0	0	53.1	1	2	2	0	L	9-16	
09/27	Atlanta	S	42	25	277	59.5	1	36t	0	0	0	87.1	3	0	2	0	W	26-10	
10/04	Baltimore	S	32	21	258	65.6	1	34	0	3	24	100.8	5	11	7	1	W	27-21	
10/11	at Denver	S	33	19	215	57.6	2	36	0	1	6	97.4	1	-1	-1	0	L	17-20 ot	
10/18	Tennessee	S	34	29	380	85.3	6	48	0	2	6	152.8	-	-	-	-	W	59-0	
10/25	at Tampa Bay	S	32	23	308	71.9	3	54t	2	1	1	107.3	1	5	5	0	W	35-7	
11/08	Miami	S	37	25	332	67.6	1	71t	1	2	9	93.5	1	5	5	0	W	27-17	
11/15	at Indianapolis	S	42	29	375	69.0	3	63t	1	2	11	110.7	3	3	3	0	L	34-35	
11/22	N.Y. Jets	S	41	28	310	68.3	1	43	0	2	11	98.6	4	9	7	0	W	31-14	
11/30	at New Orleans	S	36	21	237	58.3	0	47	2	1	4	55.0	1	2	2	0	L	17-38	
12/06	at Miami	S	29	19	352	65.5	2	81t	2	0	0	101.5	-	-	-	-	L	21-22	
12/13	Carolina	S	32	19	192	59.4	1	23	1	0	0	74.0	2	-2	-1	0	W	20-10	
12/20	at Buffalo	S	23	11	115	47.8	1	16	1	0	0	59.1	4	-3	0	0	W	17-10	
12/27	Jacksonville	S	26	23	267	88.5	4	29	0	0	0	149.0	2	4	2	0	W	35-7	
01/03	at Houston	S	26	17	186	65.4	0	41	1	1	4	70.4	-	-	-	-	L	27-34	
2009 Totals			16/16	565	371	4398	65.7	28	81t	13	16	86	96.2	29	44	9	1		10-6
01/10	Baltimore	S	42	23	154	54.7	2	24	3	3	22	49.1	-	-	-	-	L	14-33	
2009 Postseason			1/1	42	23	154	54.7	2	24	3	3	22	49.1	0	0	0	0		0-1
Passing														Rushing					
2010	Opponent	P/S	Att	Cmp	Yds	Pct	TD	Lg	Int	S	Yds	Rating	Rush	Yds	Lg	TD	W/L	Score	
09/12	Cincinnati	S	35	25	258	71.4	3	45	0	0	0	120.9	-	-	-	-	W	38-24	
09/19	at N.Y. Jets	S	36	20	248	55.6	2	46	2	1	9	72.5	-	-	-	-	L	14-28	
09/26	Buffalo	S	27	21	252	77.8	3	35t	0	1	7	142.6	4	6	9	0	W	38-30	
10/04	at Miami	S	24	19	153	79.2	1	17	0	3	7	107.1	5	6	5	0	W	41-14	



# BRADY'S CAREER GAME-BY-GAME (CONT.)

10/17	Baltimore	S	44	27	292	61.4	1	30	2	3	25	69.5	2	1	2	0	W	23-20
10/24	at San Diego	S	32	19	159	59.4	1	24	0	4	31	82.7	2	1	2	0	W	23-20
10/31	Minnesota	S	27	16	240	59.3	1	65t	0	0	0	100.8	4	-3	0	0	W	28-18
11/07	at Cleveland	S	36	19	224	52.8	2	26	0	1	9	90.5	1	1	1	0	L	14-34
11/14	at Pittsburgh	S	43	30	350	69.8	3	45	0	0	0	117.4	1	3	3	1	W	39-26
11/21	Indianapolis	S	25	19	186	76.0	2	25	0	1	8	123.1	4	-2	0	0	W	31-28
11/25	at Detroit	S	27	21	341	77.8	4	79t	0	1	3	158.3	4	1	3	0	W	45-24
12/06	N.Y. Jets	S	29	21	326	72.4	4	50	0	3	22	148.9	1	3	3	0	W	45-3
12/12	at Chicago	S	40	27	369	67.5	2	59t	0	3	18	113.4	-	-	-	-	W	36-7
12/19	Green Bay	S	24	15	163	62.5	2	35	0	3	27	110.2	-	-	-	-	W	31-27
12/26	at Buffalo	S	27	15	140	55.6	3	23	0	1	9	107.0	3	13	7	0	W	34-3
01/02	Miami	S	16	10	199	62.5	2	40	0	0	0	145.6	-	-	-	-	W	38-7
2010 Totals			16/16	492	324	3900	65.9	36	79t	4	25	175	111.0	31	30	9	1	14-2
01/16	N.Y. Jets	S	45	29	299	64.4	2	37	1	5	40	89.0	2	2	3	0	L	21-28
2010 Postseason			1/1	45	29	299	64.4	2	37	1	5	40	89.0	2	2	3	0	0-1
Passing																		
2011	Opponent	P/S	Att	Cmp	Yds	Pct	TD	Lg	Int	S	Yds	Rating	Rush	Yds	Lg	TD	W/L	Score
09/12	at Miami	S	48	32	517	66.7	4	99t	1	1	1	121.6	1	3	3	0	W	38-24
09/18	San Diego	S	40	31	423	77.5	3	33	0	2	13	135.7	2	3	4	0	W	35-21
09/25	at Buffalo	S	45	30	387	66.7	4	33	4	0	0	86.1	1	5	5	0	L	31-34
10/02	at Oakland	S	30	16	226	53.3	2	32	0	1	0	100.1	1	-1	-1	0	W	31-19
10/09	N.Y. Jets	S	33	24	321	72.7	1	73	1	4	27	100.7	1	3	3	0	W	30-21
10/16	Dallas	S	41	27	289	65.9	2	45	2	3	19	82.3	4	17	5	0	W	20-16
10/30	at Pittsburgh	S	35	24	198	68.6	2	23	0	3	28	101.8	-	-	-	-	L	17-25
11/06	N.Y. Giants	S	49	28	342	57.1	2	28	2	2	10	75.4	1	5	5	0	L	20-24
11/13	at N.Y. Jets	S	39	26	329	66.7	3	53	0	0	0	118.4	3	2	3	0	W	37-16
11/21	Kansas City	S	27	15	234	55.6	2	52t	0	3	11	109.2	2	10	8	0	W	34-3
11/27	at Philadelphia	S	34	24	361	70.6	3	63	0	1	8	134.6	5	28	13	0	W	38-20
12/04	Indianapolis	S	38	29	289	76.3	2	23	0	1	0	114.9	3	7	5	0	W	31-24
12/11	at Washington	S	37	22	357	59.5	3	50	1	1	5	107.6	4	8	5	0	W	34-27
12/18	at Denver	S	34	23	320	67.6	2	46	0	2	10	117.3	6	2	2	1	W	41-23
12/24	Miami	S	46	27	304	58.7	1	42	0	4	23	85.8	9	17	5	2	W	27-24
01/01	Buffalo	S	35	23	338	65.7	3	53	1	4	18	113.8	-	-	-	-	W	49-21
2011 Totals			16/16	611	401	5235	65.6	39	99t	12	32	173	105.6	43	109	13	1	13-3
01/14	Denver	S	34	26	363	76.5	6	61t	1	0	0	137.6	3	8	4	0	W	45-10
01/22	Baltimore	S	36	22	239	61.1	0	23	2	1	5	57.5	6	2	4	0	W	23-20
02/05	N.Y. Giants	S	41	27	276	65.9	2	21	1	2	10	91.1	-	-	-	-	L	17-21
2011 Postseason			3/3	111	75	878	67.6	8	61t	4	3	15	100.4	9	10	8	0	2-1
Passing																		
2012	Opponent	P/S	Att	Cmp	Yds	Pct	TD	Lg	Int	S	Yds	Rating	Rush	Yds	Lg	TD	W/L	Score
09/09	at Tennessee	S	31	23	236	74.2	2	28	0	1	8	117.1	2	1	2	0	W	34-13
09/16	Arizona	S	46	28	316	60.9	1	36	1	4	19	79.6	1	-1	-1	0	L	18-20
09/23	at Baltimore	S	41	28	335	68.3	1	59	0	2	16	101.2	2	7	7	0	L	30-31
09/30	at Buffalo	S	36	22	340	61.1	3	41	0	1	7	120.1	1	4	4t	1	W	52-28
10/07	Denver	S	31	23	223	74.2	1	25	0	4	30	116.2	4	-2	1t	1	W	31-21
10/14	at Seattle	S	58	36	395	62.1	2	46t	2	1	7	79.3	-	-	-	-	L	23-24
10/21	N.Y. Jets	S	42	26	259	61.9	2	21	0	1	9	95.2	-	-	-	-	W	29-26 ot
10/28	at St. Louis	S	35	23	304	65.7	4	32	0	0	0	131.1	1	3	3	0	W	45-7
11/11	Buffalo	S	38	23	237	60.5	2	24	0	1	7	96.1	1	-1	-1	0	W	37-31
11/18	Indianapolis	S	35	24	331	68.6	3	36	0	0	0	127.2	-	-	-	-	W	59-24
11/22	at N.Y. Jets	S	27	18	323	66.7	3	83t	0	0	0	144.5	3	5	2	1	W	49-19
12/02	at Miami	S	40	24	238	60.0	1	31	1	4	25	74.8	4	-1	2	0	W	23-16
12/10	Houston	S	35	21	296	60.0	4	63t	0	1	7	125.4	1	6	6	0	W	42-14
12/16	San Francisco	S	65	36	443	55.4	1	53	2	3	18	68.9	3	11	5	1	L	34-41
12/23	at Jacksonville	S	41	24	267	58.5	2	32	2	3	21	73.9	-	-	-	-	W	23-16
12/30	Miami	S	36	22	284	61.1	2	25	0	1	8	104.4	-	-	-	-	W	28-0
2012 Totals			16/16	637	401	4827	63.0	34	83t	8	27	182	98.7	23	32	7	4	12-4
01/13	Houston	S	40	25	344	62.5	3	47	0	1	9	115.0	1	-1	-1	0	W	41-28
01/20	Baltimore	S	54	29	320	53.7	1	36	2	0	0	62.3	2	5	3	0	L	13-28
2012 Postseason			2/2	94	54	664	57.4	4	47	2	1	9	84.7	3	4	3	0	1-1

# BRADY'S CAREER GAME-BY-GAME (CONT.)

Passing													Rushing						
2013	Opponent	P/S	Att	Cmp	Yds	Pct	TD	Lg	Int	S	Yds	Rating	Rush	Yds	Lg	TD	W/L	Score	
09/08	at Buffalo	S	52	29	288	55.8	2	35	1	3	15	76.4	4	-4	-1	0	W	23-21	
09/12	N.Y. Jets	S	39	19	185	48.7	1	39t	0	1	7	71.0	2	-2	-1	0	W	13-10	
09/22	Tampa Bay	S	36	25	225	69.4	2	20	1	3	23	92.9	5	5	5	0	W	22-3	
09/29	at Atlanta	S	31	20	316	64.5	2	49	0	0	0	119.8	5	-2	1	0	W	30-23	
10/06	at Cincinnati	S	38	18	197	47.4	0	53	1	4	31	52.2	-	-	-	-	L	6-13	
10/13	New Orleans	S	43	25	269	58.1	1	23	1	5	34	74.7	2	16	11	0	W	30-27	
10/20	at N.Y. Jets	S	46	22	228	47.8	0	30	1	4	23	53.5	-	-	-	-	L	27-30 ot	
10/27	Miami	S	22	13	116	59.1	1	26	1	3	16	69.5	4	5	8	0	W	27-17	
11/03	Pittsburgh	S	33	23	432	69.7	4	81t	0	3	19	151.8	1	-1	-1	0	W	55-31	
11/18	at Carolina	S	40	29	296	72.5	1	37	1	2	13	91.2	1	3	3	0	L	20-24	
11/24	Denver	S	50	34	344	68.0	3	43	0	3	20	107.4	2	0	1	0	W	34-31 ot	
12/01	at Houston	S	41	29	371	70.7	2	50	1	1	6	104.8	-	-	-	-	W	34-31	
12/08	Cleveland	S	52	32	418	61.5	2	50	1	4	21	91.7	2	1	2	0	W	27-26	
12/15	at Miami	S	55	34	364	61.8	2	30	1	1	7	85.7	-	-	-	-	L	20-24	
12/22	at Baltimore	S	26	14	172	53.8	1	34	0	2	14	87.3	-	-	-	-	W	41-7	
12/29	Buffalo	S	24	14	122	58.3	1	22	1	1	7	68.4	4	-3	0	0	W	34-20	
2013 Totals		16/16	628	380	4343	60.5	25	81t	11	40	256	87.3	32	18	11	0		12-4	
01/11	Indianapolis	S	25	13	198	52.0	0	53	0	2	13	78.4	1	-1	-1	0	W	43-22	
01/19	at Denver	S	38	24	277	63.2	1	27	0	2	21	93.9	2	7	5t	1	L	16-26	
2013 Postseason		2/2	63	37	475	58.7	1	53	0	4	34	87.7	3	6	5t	1		1-1	

Passing													Rushing						
2014	Opponent	P/S	Att	Cmp	Yds	Pct	TD	Lg	Int	S	Yds	Rating	Rush	Yds	Lg	TD	W/L	Score	
09/07	at Miami	S	56	29	249	51.8%	1	44	0	4	23	69.7	1	3	3	0	L	20-33	
09/14	at Minnesota	S	21	14	149	66.7%	1	44	0	1	7	102.3	1	0	0	0	W	30-7	
09/21	Oakland	S	37	24	234	64.9%	1	22	0	2	13	91.5	3	-7	-2	0	W	16-9	
09/29	at Kansas City	S	23	14	159	60.9%	1	44t	2	2	8	59.9	0	0	0	0	L	14-41	
10/05	Cincinnati	S	35	23	292	65.7%	2	30	0	1	7	110.7	4	13	6	0	W	43-17	
10/12	at Buffalo	S	37	27	361	73.0%	4	56t	0	2	15	139.6	3	4	4	0	W	37-22	
10/16	N.Y. Jets	S	37	20	261	54.1%	3	49t	0	1	1	103.5	0	0	0	0	W	27-25	
10/26	Chicago	S	35	30	354	85.7%	5	46t	0	0	0	148.4	2	0	0	0	W	51-23	
11/02	Denver	S	53	33	333	62.3%	4	26	1	1	1	97.4	2	4	4	0	W	43-21	
11/16	at Indianapolis	S	30	19	257	63.3%	2	39	2	0	0	85.0	2	-2	-1	0	W	42-20	
11/23	Detroit	S	53	38	349	71.7%	2	24	1	0	0	94.0	0	0	0	0	W	34-9	
11/30	at Green Bay	S	35	22	245	62.9%	2	29	0	1	9	102.7	1	-1	-1	0	L	21-26	
12/07	at San Diego	S	44	28	317	63.6%	2	69t	1	1	7	90.8	4	7	5	0	W	23-14	
12/14	Miami	S	35	21	287	60.0%	2	35	1	0	0	93.4	3	18	17	0	W	41-13	
12/21	at N.Y. Jets	S	35	23	182	65.7%	1	14	1	4	36	76.1	7	10	11	0	W	17-16	
12/28	Buffalo	S	16	8	80	50.0%	0	27	0	1	7	73.2	2	9	7	0	L	9-17	
2014 Totals		16/16	582	373	4109	64.1%	33	69t	9	21	134	97.4	36	57	17	0		12-401/10	
	Baltimore	S	50	33	367	66.0%	3	46	1	2	10	99.3	6	0	4t	1	W	35-31	
01/18	Indianapolis	S	35	23	226	65.7%	3	30	1	1	6	100.4	3	13	9	0	W	45-7	
02/01	Seattle	S	50	37	328	74.0%	4	23	2	1	8	101.1	2	-3	-1	0	W	28-24	
2014 Postseason		3/3	135	93	921	68.9%	10	46	4	4	24	100.3	11	10	9	1		3-0	



# ALAN BRANCH



# 97

HT: 6-6 WT: 350  
Born: 12/29/1984 Exp. (NFL/Patriots): 9/2  
GP/GS (Playoffs): 118/64 (8/4) Acq: FA-14  
College: Michigan Hometown: Rio Rancho, N.M.

SUPER BOWLS: 14

DEFENSIVE LINE

## CAREER TRANSACTIONS

Alan Branch was re-signed by the New England Patriots as an unrestricted free agent on March 18, 2015 ... Originally drafted by Arizona in the second round (33rd overall) of the 2007 NFL Draft ... Signed by Seattle as an unrestricted free agent from Arizona (7/29/11) ... Signed by Buffalo as an unrestricted free agent from Seattle (4/2/13) ... Released by Buffalo (8/24/14) ... Signed by New England as a free agent (10/29/14).

## SEASONAL REVIEWS

### 2015 (16/15, 1/1)

- ★ Started at defensive tackle and recorded five tackles, two solo in the playoff victory vs. Kansas City (1/16).
- ★ Started at defensive tackle and recorded five tackles, four solo, at Miami (1/3).
- ★ Started at defensive tackle and recorded one tackle vs. N.Y. Jets (12/27).
- ★ Started at defensive tackle and recorded three tackles, one solo, in the win vs. Tennessee (12/20).
- ★ Started at defensive tackle and recorded two tackles in the win at Houston (12/13).
- ★ Started at defensive tackle and recorded two tackles, one solo vs. Philadelphia (12/6).
- ★ Started at defensive tackle and recorded four solo tackles and two passes defended at Denver (11/29).
- ★ Started at defensive tackle in the win vs. Buffalo (11/23).
- ★ Started at defensive tackle and recorded two tackles in the win at N.Y. Giants (11/15).
- ★ Started at defensive tackle and recorded two tackles, one solo, and forced a Washington fumble on third down that was recovered by Rob Ninkovich in the first drive of the second half of the win vs. Washington (11/8). The play set up a Patriots field goal.
- ★ Started at defensive tackle and recorded one tackle in the win vs. Miami (10/29).
- ★ Started at defensive tackle and recorded three tackles in the win vs. N.Y. Jets (10/25).
- ★ Started at defensive tackle and recorded two tackles in the win at Indianapolis (10/18).
- ★ Made his third start at defensive tackle and registered two solo tackles in the win at Dallas (10/11).
- ★ Started at defensive tackle for the second week in a row and posted one solo tackle in the win vs. Jacksonville 9/27).
- ★ Started at defensive tackle and recorded a five-yard sack on Tyrod Taylor and one solo tackle in the win at Buffalo (9/20).
- ★ Was a reserve at defensive line and posted two solo tackles in the win vs. Pittsburgh (9/10).

### 2014 (8/2, 3/0)

- ★ Spent training camp with Buffalo but was released prior to the start of the regular season.
- ★ Joined the Patriots midseason and played in eight regular-season contests with two starts and posted 14 tackles and one pass defended.
- ★ Appeared in all three playoff games as a reserve and tallied seven tackles.
- ★ Played in his 100th career game in the win vs. Miami (12/14), finishing with one quarterback hit.
- ★ Made his first start of the season and posted four tackles in the win at N.Y. Jets (12/21).
- ★ Recorded three tackles in the Super Bowl XLIX win vs. Seattle (2/1).

### 2013 (16/13 – Buffalo)

- ★ Appeared in all 16 regular season games with 13 starts, compiling a career-high 39 tackles and one pass defended.

### 2012 (16/16, 2/2 – Seattle)

- ★ Started all 16 regular-season games for the first time in his career, recording 29 tackles, one sack, two passes defended and his first career fumble recovery.
- ★ Made his second career postseason appearance, starting both playoff games for the Seahawks and finishing with six tackles and one sack for a four-yard loss.

### 2011 (15/15 – Seattle)

- ★ Started all 15 regular-season games he appeared in along the Seahawks defensive front, posting 34 tackles, a career-high three sacks and two passes defended.

### 2010 (16/3 – Arizona)

- ★ Appeared in all 16 regular-season games with three starts, totaling 35 tackles, two sacks, one pass defended and two forced fumbles.
- ★ Strip-sacked Matt Hasselbeck in the first quarter at Seattle (10/24) for his first career forced fumble. Finished the game with two sacks.
- ★ Made his first NFL start at defensive end vs. San Francisco (11/29).

### 2009 (16/0, 2/1 – Arizona)

- ★ Played in all 16 regular-season games and posted 18 tackles, two sacks and two passes defended.
- ★ Made his postseason debut, appearing in both playoff games for the Cardinals and tallied four tackles and a fumble recovery.
- ★ Tallied his first and second career passes defended vs. Indianapolis (9/27).
- ★ Recorded the first and second sacks of his career, taking down Eli Manning for a total loss of 12 yards in the win at N.Y. Giants (10/25).

**2008 (4/0, 0/0 – Arizona)**

- ★ Appeared in four regular-season games, finishing with six tackles.
- ★ Was inactive for 12 regular-season contests and all four postseason games, including Super Bowl XLIII vs. Pittsburgh.

**2007 (11/0 – Arizona)**

- ★ Played in 11 regular-season games as a rookie, totaling nine tackles.
- ★ Made his NFL debut vs. Carolina (10/14).
- ★ Recorded his first career tackle at Washington (10/21).
- ★ Missed the first five games of the season due to a hand injury.

**COLLEGE**

- ★ Played in 37 games with 23 starts in three seasons at Michigan, posting career highs with 25 tackles and two sacks as a junior in 2006.
- ★ Started all 13 games at defensive tackle as a junior in 2006, earning first-team All-Big Ten and ESPN All-America honors

- ★ Helped Michigan rank No. 1 in the nation in rush defense, allowing only 43.3 yards per game.
- ★ Played in 12 games with 10 starts as a sophomore in 2005.
- ★ Appeared in 12 games as a reserve defensive lineman as a freshman in 2004.

**PERSONAL**

- ★ Was a defensive lineman and fullback at Cibola HS in Rio Rancho, N.M., where he was named Gatorade Player of the Year in New Mexico, earning All-State and All-District honors as a junior and senior.
- ★ Recorded 200 tackles, six sacks, four forced fumbles, two fumble recoveries and one interception. Also played linebacker, tight end, punter and punt returner in and returned three punts for a touchdown.
- ★ Also lettered three times in basketball.
- ★ Alan and his wife, Ashley, have three daughters.

**ALAN BRANCH**

Pos: DL Ht: 6-6 Wt: 350 Year: 8th Acq: FA-14 College: Michigan Born: 12/29/84

REGULAR SEASON			TACKLES					INTERCEPTIONS					MISCELLANEOUS					
Year	Team	G/S	TT	UT	A	S	Yds	No	Yds	Avg	Lg	TD	PD	FF	FR	Yds	TD	SpT
2007	Cardinals	11/0	9	8	1	0.0	0.0	0	0	0.0	0	0	0	0	0	0	0	0
2008	Cardinals	4/0	6	5	1	0.0	0.0	0	0	0.0	0	0	0	0	0	0	0	0
2009	Cardinals	16/0	18	14	4	2.0	12.0	0	0	0.0	0	0	2	0	0	0	0	0
2010	Cardinals	16/3	35	27	8	2.0	7.0	0	0	0.0	0	0	1	2	0	0	0	0
2011	Seahawks	15/15	34	21	13	3.0	18.0	0	0	0.0	0	0	2	0	0	0	0	0
2012	Seahawks	16/16	29	16	13	1.0	4.0	0	0	0.0	0	0	2	0	1	0	0	0
2013	Bills	16/13	39	21	18	0.0	0.0	0	0	0.0	0	0	1	0	0	0	0	0
2014	Patriots	8/2	14	6	8	0.0	0.0	0	0	0.0	0	0	1	0	0	0	0	0
2015	Patriots	16/15	33	21	12	1.0	5.0	0	0	0.0	0	0	2	1	0	0	0	0
Totals – 9 Years		118/64	217	139	78	9.0	46.0	0	0	0.0	0	0	11	3	1	0	0	0
POSTSEASON			TACKLES					INTERCEPTIONS					MISCELLANEOUS					
Year	Team	G/S	TT	UT	A	S	Yds	No	Yds	Avg	Lg	TD	PD	FF	FR	Yds	TD	SpT
2008	Cardinals		Inactive															
2009	Cardinals	2/1	4	3	1	0.0	0.0	0	0	0.0	0	0	0	0	1	0	0	0
2012	Seahawks	2/2	6	4	2	1.0	4.0	0	0	0.0	0	0	0	0	0	0	0	0
2014	Patriots	3/0	7	6	1	0.0	0.0	0	0	0.0	0	0	0	0	0	0	0	0
2014	Patriots	1/1	5	2	3	0.0	0.0	0	0	0.0	0	0	0	0	0	0	0	0
Totals – 4 Years		8/4	22	15	7	1.0	4.0	0	0	0.0	0	0	0	0	1	0	0	0



# MALCOM BROWN



# 90

HT: 6-2 WT: 320

Born: 2/2/1994 Exp. (NFL/Patriots): Rookie  
GP/GS (Playoffs): 16/12 (1/1) Acq: D1-15 (32nd)  
College: Texas Hometown: Brenham, Texas

DEFENSIVE LINE

## CAREER TRANSACTIONS

Malcom Brown was drafted by the New England Patriots in the first round (32nd overall) of the 2015 NFL Draft.

## SEASONAL REVIEWS

### 2015 (16/12, 1/1)

- ★ Made his first appearance in the NFL playoffs starting at defensive tackle and recorded five tackles, one solo in the playoff victory vs. Kansas City (1/1).
- ★ Started at defensive tackle and recorded six tackles, five solo, at Miami (1/3).
- ★ Started at defensive tackle and recorded five tackles, two solo, and one special teams tackle at N.Y. Jets (12/27).
- ★ Started at defensive tackle and recorded two tackles, one solo, in the win vs. Tennessee (12/20).
- ★ Started at defensive tackle. Recorded two solo tackles and recovered a fumble when Jabaal Sheard strip-sacked Brian Hoyer on the Texans first drive of the fourth quarter in the win at Houston (12/13).
- ★ Started at defensive tackle. Recorded two solo tackles and recovered an Eagles fumble late in the fourth quarter on the Patriots own 28-yard line vs. Philadelphia (12/6).
- ★ Started at defensive tackle. Recorded four tackles and sacked Brock Osweiler for a loss of three yards in the third quarter at Denver (11/29).
- ★ Started at defensive tackle for the fifth week in a row and recorded three tackles, two solo, in the win vs. Buffalo (11/23).
- ★ Started at defensive tackle and posted seven tackles (four solo) and a 6-yard sack on third down that forced the Giants to settle for a field goal in the fourth quarter of the win at N.Y. Giants (11/15).
- ★ Started at defensive tackle and recorded two tackles in the win vs. Washington (11/8).
- ★ Started at defensive tackle and recorded two tackles, including a tackle for a 1-yard loss on Dolphins quarterback Ryan Tannehill on a running play in the win vs. Miami (10/29).
- ★ Made his second start at defensive tackle and posted three tackles in the win vs. N.Y. Jets (10/25).

- ★ Rotated in on the defensive line and recorded four tackles in the win at Indianapolis (10/18).
- ★ Continued to contribute as a reserve on the defensive line and recorded two tackles in the win at Dallas (10/11).
- ★ Was a reserve on the defensive line and registered one solo tackle in the win vs. Jacksonville (9/27).
- ★ Was a reserve on defense and registered one solo tackle in the win at Buffalo (9/20).
- ★ Made his NFL debut in the win vs. Pittsburgh (9/10), starting at defensive tackle and posting his first career sack, taking down Antonio Brown for an eight-yard loss after he attempted a lateral pass in the first quarter.

## COLLEGE

- ★ Started 26-of-39 games over his three-year career and finished with 165 tackles, 8½ sacks, 29 tackles for loss, two forced fumbles, two fumble recoveries and six passes defended.
- ★ Was a consensus first-team Big-12 and All America selection as a junior in 2014.
- ★ In 2014, became the first defensive tackle to lead the Texas Long Horns in sacks and tackles for loss since Tony Degrate in 1984.

## PERSONAL

- ★ Wife's name is Faith and the couple has two children - Rayna and Mayah.
- ★ Was an All-American in high school and was rated as the second-best DT in the nation by ESPN.
- ★ Was a prep All-American, all-state and three-time all-district performer on the defensive line and played in the 2012 Under Armour All-America Game. Also selected to play in the 2012 International Bowl.
- ★ Was a three-year starter who tallied 125 tackles, 66 TFL, 91 quarterback hits, 24 sacks, nine forced fumbles and four fumble recoveries, helping Brenham post a 34-5 record over his final three seasons.
- ★ Also lettered in basketball and track and field.
- ★ Majored in physical culture and sports at Texas.

PLAYERS

## MALCOM BROWN

Pos: DL Ht: 6-2 Wt: 320 Year: R Acq: D1-15 (32nd) College: Texas Born: 2/2/94

REGULAR SEASON		TACKLES						INTERCEPTIONS					MISCELLANEOUS					
Year	Team	G/S	TT	UT	A	S	Yds	No	Yds	Avg	Lg	TD	PD	FF	FR	Yds	TD	SpT
2015	Patriots	16/12	43	27	16	3.0	17.0	0	0	0.0	0	0	0	0	2	0	0	1
Totals – 1 Year		16/12	43	27	16	3.0	17.0	0	0	0.0	0	0	0	0	2	0	0	1
POSTSEASON		TACKLES						INTERCEPTIONS					MISCELLANEOUS					
Year	Team	G/S	TT	UT	A	S	Yds	No	Yds	Avg	Lg	TD	PD	FF	FR	Yds	TD	SpT
2015	Patriots	1/1	5	1	4	0.0	0.0	0	0	0.0	0	0	0	0	0	0	0	0
Totals – 1 Year		1/1	5	1	4	0.0	0.0	0	0	0.0	0	0	0	0	0	0	0	0





# TARELL BROWN



# 25

HT: 5-11 WT: 190  
Born: 1/6/1985 Exp. (NFL/Patriots): 8/1  
GP/GS (Playoffs): 117/63 (8/8) Acq: FA-15  
College: Texas Hometown: Mesquite, Texas

## C O R N E R B A C K

**PRONOUNCED** tuh-RELL

### CAREER TRANSACTIONS

Tarell Brown was signed by the New England Patriots as a free agent on July 27, 2015 ... Originally drafted by San Francisco in the fifth round (147th overall) of the 2007 NFL Draft ... Signed by Oakland as an unrestricted free agent from San Francisco (3/14/14).

### SEASONAL REVIEWS

#### 2015 (3/2)

- ★ Suffered setbacks with a foot injury and was placed on season-ending Injured Reserve prior to the Week 6 game at Indianapolis.
- ★ Recorded six tackles, four solo, in the win at Dallas (10/11).
- ★ Was active but did not play in the win vs. Jacksonville (9/27).
- ★ Starter at right cornerback through the first two weeks of the season.
- ★ Posted four tackles, three solo, in the win at Buffalo (9/20).
- ★ Made his Patriots debut in the win vs. Pittsburgh (9/10), starting at right cornerback.

#### 2014 (14/14 – Oakland)

- ★ Started all 14 games he played in and posted 54 tackles and four passes defended.
- ★ Suffered a foot injury late in the season and was placed on Injured Reserve on Dec. 20, missing the final two games of the regular season.

#### 2013 (13/10, 3/3 – San Francisco)

- ★ Played in 13 regular-season games with 10 starts and finished with 32 tackles and 10 passes defended. Also posted the first two fumble recoveries of his career.
- ★ Started all three playoff contests and posted nine tackles and one pass defended.
- ★ Was inactive for three games due to a rib injury.
- ★ Made one tackle and recovered his first career fumble in the season opener vs. Green Bay (9/8).

#### 2012 (16/16, 3/3 – San Francisco)

- ★ Started all 16 regular-season games and accumulated a career-high 56 tackles, two interceptions and 14 passes defended.
- ★ Started all three postseason games and totaled 12 tackles, one interception, three passes defended, one forced fumble and one fumble recovery.
- ★ Blocked a field-goal attempt vs. N.Y. Giants (10/14), marking his first career blocked FG and the first by the 49ers since 2009.

### EXTRA POINTS

- ★ Brown was the recipient of the 49ers' Thomas Herrion Award, honoring the rookie or first-year player who has taken advantage of every opportunity, turned it into a positive and made their dreams come true. The award is voted on by the team's coaches.
- ★ Registered a career-high six passes defended at Arizona (10/29), the most passes defended in the NFL that season.
- ★ Intercepted Aaron Rodgers, marking his second career postseason interception, which he returned 39 yards to set up a 49ers TD vs. Green Bay in the Divisional Playoff.
- ★ Stripped Ray Rice and recovered the loose ball in Super Bowl XLVII vs. Baltimore (2/3), marking his first career postseason forced fumble and recovery.
- 2011 (16/16, 2/2 – San Francisco)
  - ★ Started all 16 regular-season games and set career highs in interceptions (4) and passes defended (15), while adding 40 tackles.
  - ★ Started both playoff games and compiled nine tackles, one interception and three passes defended.
  - ★ Recorded interceptions in back-to-back games at Arizona (12/11) and vs. Pittsburgh (12/19).
  - ★ Recorded the first multi-interception game of his career at St. Louis (1/1).
  - ★ Recorded one interception and two passes defended in the NFC Divisional round victory vs. New Orleans (1/14).
- 2010 (15/0 – San Francisco)
  - ★ Appeared in 15 games, contributing 24 tackles on defense, one interception he returned for a touchdown and five passes defended. Also added 18 special teams tackles.
  - ★ Recorded the first touchdown of his career vs. Arizona (1/2), returning an interception 62 yards for a score.
- 2009 (16/4 – San Francisco)
  - ★ Played in all 16 games with four starts and recorded 30 tackles, two interceptions and eight passes defended. Added 16 special teams tackles.
  - ★ Posted his first interception of the season vs. Chicago (11/12), picking off Jay Cutler and returning it 51 yards to set up at 49ers touchdown.
  - ★ Registered a career-high nine tackles at Green Bay (11/22).

**2008 (15/1 – San Francisco)**

★ Played in 15 games with one start and posted 16 tackles, two interceptions and three passes defended. Also notched 16 special teams tackles.

★ Saw action at nickelback due to injuries vs. Detroit (9/21) and tallied his first career interception.

★ Made his first career start at Arizona (11/10) and posted six tackles.

**2007 (9/0 – San Francisco)**

★ Appeared in nine games, primarily on special teams and contributed four special teams tackles.

★ Was the recipient of the 49ers' Thomas Herrion Award, honoring the rookie or first-year player who has taken advantage of every opportunity, turned it into a positive and made their dreams come true.

**COLLEGE**

★ Played in 47 career games (35 starts) at Texas, finishing with 169 tackles, three interceptions, one sack, one fumble recovery, two forced fumbles and 20 passes defended. Also amassed 315 yards on 17 kickoff returns.

★ As part of Texas' 2005-06 National Championship Team his senior year, did not allow any TD catches and his main pass coverage assignments had just three catches for over 20 yards during his 11 starts.

★ Earned second-team Academic All-Big 12 honors and was a member of UT's Athletic Director's Honor Roll.

**PERSONAL**

★ Attended North Mesquite (Texas) HS, where he was a three-year starter at CB and two-year starter at RB. Rushed for 3,011 yards and 42 TDs in his final two seasons.

★ As a senior, rushed for 1,885 yards with 28 TDs on 182 carries (10.4 avg.) and caught 10 passes for 281 yds. with two scores.

Also lettered in track and basketball.

★ Won the Punt, Pass & Kick Championship at Texas Stadium as a nine-year-old after advancing through the city and regional finals and eventually placed third in the National Championships.

★ Majored in communications at Texas.

**TARELL BROWN**

Pos: CB Ht: 5-11 Wt: 190 Year: 8th Acq: FA-15 College: Texas Born: 1/6/85

REGULAR SEASON		TACKLES						INTERCEPTIONS					MISCELLANEOUS					
Year	Team	G/S	TT	UT	A	S	Yds	No	Yds	Avg	Lg	TD	PD	FF	FR	Yds	TD	SpT
2007	49ers	9/0	0	0	0	0.0	0.0	0	0	0.0	0	0	0	0	0	0	0	4
2008	49ers	15/1	16	15	1	0.0	0.0	2	1	0.5	1	0	3	0	0	0	0	16
2009	49ers	16/4	30	26	4	0.0	0.0	2	52	26.0	51	0	8	0	0	0	0	16
2010	49ers	15/0	24	22	2	0.0	0.0	1	62	62.0	62t	1	5	0	0	0	0	18
2011	49ers	16/16	40	36	4	0.0	0.0	4	15	3.8	11	0	15	0	0	0	0	0
2012	49ers	16/16	56	51	5	0.0	0.0	2	17	8.5	12	0	14	0	0	0	0	0
2013	49ers	13/10	32	29	3	0.0	0.0	0	0	0.0	0	0	10	0	2	0	0	0
2014	Raiders	14/14	54	46	8	0.0	0.0	0	0	0.0	0	0	4	0	0	0	0	0
2015	Patriots	3/2	10	7	3	0.0	0.0	0	0	0.0	0	0	0	0	0	0	0	0
<b>Totals – 9 Years</b>		<b>117/63</b>	<b>262</b>	<b>232</b>	<b>30</b>	<b>0.0</b>	<b>0.0</b>	<b>11</b>	<b>147</b>	<b>147</b>	<b>62t</b>	<b>1</b>	<b>59</b>	<b>0</b>	<b>2</b>	<b>0</b>	<b>0</b>	<b>54</b>
<b>Other Statistics:</b> 1 Blocked Field Goal vs. N.Y. Giants (10/14/12)																		
POSTSEASON		TACKLES						INTERCEPTIONS					MISCELLANEOUS					
Year	Team	G/S	TT	UT	A	S	Yds	No	Yds	Avg	Lg	TD	PD	FF	FR	Yds	TD	SpT
2011	49ers	2/2	9	7	2	0.0	0.0	1	0	0.0	0	0	3	0	0	0	0	0
2012	49ers	3/3	12	11	1	0.0	0.0	1	39	39.0	39	0	3	1	1	0	0	0
2013	49ers	3/3	9	9	0	0.0	0.0	0	0	0.0	0	0	1	0	0	0	0	0
<b>Totals – 3 Years</b>		<b>8/8</b>	<b>30</b>	<b>27</b>	<b>3</b>	<b>0.0</b>	<b>0.0</b>	<b>2</b>	<b>39</b>	<b>19.5</b>	<b>39</b>	<b>0</b>	<b>7</b>	<b>1</b>	<b>1</b>	<b>0</b>	<b>0</b>	<b>0</b>



# MALCOLM BUTLER



# 21

HT: 5-11 WT: 190

Born: 3/2/1990 Exp. (NFL/Patriots): 2/2

GP/GS (Playoffs): 27/17 (4/1) Acq: FA-14

College: West Alabama Hometown: Vicksburg, Miss.

PRO BOWLS: SUPER BOWLS:

C O R N E R B A C K

15

14

## CAREER TRANSACTIONS

Malcolm Butler was signed by the New England Patriots as a rookie free agent on May 19, 2014.

## SEASONAL REVIEWS

### 2015 (16/16, 1/1)

★ Made his first postseason start and recorded five tackles, four solo, and one pass defended in the playoff victory vs. Kansas City (1/16).

★ Recorded seven tackles, five solo, at Miami (1/3).

★ Recorded three tackles, two solo, at N.Y. Jets (12/27).

★ Recorded seven tackles, five solo, one pass defended and picked off Zach Mettenberger in the fourth quarter of the win vs. Tennessee (12/20).

★ Recorded one solo tackle in the win at Houston (12/13).

★ Recorded two solo tackles and broke up one pass vs. Philadelphia (12/6).

★ Recorded seven tackles and broke up one pass at Denver (11/29).

★ Recorded three solo tackles in the win vs. Buffalo (11/23).

★ Recorded two solo tackles and three pass breakups in the win at N.Y. Giants (11/15). Butler's three pass breakups came against Odell Beckham Jr., who Butler held to just four catches on 12 targets in the game.

★ Recorded five tackles, four solo, and broke up a Kirk Cousins pass intended for TE Jordan Reed in the fourth quarter of the win vs. Washington (11/8).

★ Recorded four solo tackles in the win vs. Miami (10/29).

★ Registered six tackles, four solo, in the win vs. N.Y. Jets (10/25).

★ Recorded nine tackle, seven solo, and two passes defended in the win at Indianapolis (10/18).

★ Registered one tackle and one pass defended in the win at Dallas (10/11).

★ Posted four solo tackles and three passes defended in the win vs. Jacksonville (9/27).

★ Caught his first pick in the regular season off a Tyrod Taylor pass and returned it for nine yards at the end of the first quarter of the win at Buffalo (9/20). Added six tackles, four solo, and one pass defended.

★ Started at left cornerback in the win vs. Pittsburgh (9/10).

### 2014 (11/1, 3/0)

★ Made the team as an undrafted free agent and appeared in 11 regular-season games with one start and totaled 14 tackles, four passes defended and one special teams tackle.

★ Played as a reserve in all three playoff contests and made four tackles, one interception and three passes

## EXTRA POINTS

★ Butler was nicknamed "Strap" by teammate Jamie Collins, alluding to his ability to so closely cover receivers on the field, but in 2015, some teammates have started calling him "Scrap" for his scrappy style of play.

defended.

★ Sealed the Patriots' 28-24 Super Bowl XLIX win vs. Seattle (2/1) by intercepting Russell Wilson's pass intended for Ricardo Lockette in the end zone with 26 seconds left to play. He undercut a slant route, picked off the pass and returned it to the 2-yard line. It was his first career NFL interception. Two plays before the interception, Butler swatted a deep pass intended for Jermaine Kearse, but Kearse was able to gather the tipped ball before Butler pushed him out of bounds at the five-yard line. Butler led the team with a game-high three passes defended in just 18 defensive snaps and posted three tackles.

★ Was inactive vs. Cincinnati (10/5), vs. N.Y. Jets (10/16), vs. Detroit (11/23) and at Green Bay (11/30) and active but did not play at Buffalo (10/12).

★ Made his NFL debut at Miami (9/7), seeing action on special teams and at cornerback and recorded two tackles.

★ Saw significant playing time as a fourth cornerback in the win vs. Denver (11/2), finishing with four tackles and one pass defended.

★ Made his first NFL start at defensive back in the win vs. Miami (12/14), finishing with two tackles.

★ Posted four tackles and one special teams stop vs. Buffalo (12/28).

## COLLEGE

★ Played two seasons at West Alabama after transferring from Hinds (Miss.) Community College. Was a two-time first team All-GSC selection at cornerback as a junior and senior.

★ Played in 25 games at West Alabama and compiled 94 tackles, seven interceptions, 27 passes defended and blocked a field goal. Also returned kickoffs and punts.

★ Led the GSC with 18 passes defended as a senior.

★ Intercepted three passes in a game against West Georgia as a junior.

## PERSONAL

★ Born March 2, 1990, in Vicksburg, Miss.

★ Son of Deborah Butler and is one of five children.

★ Majored in physical education at West Alabama.

# MALCOLM BUTLER

Pos: CB Ht: 5-11 Wt: 190 Year: 2nd Acq: FA-14 College: West Alabama Born: 3/2/90

REGULAR SEASON			TACKLES					INTERCEPTIONS					MISCELLANEOUS					
Year	Team	G/S	TT	UT	A	S	Yds	No	Yds	Avg	Lg	TD	PD	FF	FR	Yds	TD	SpT
2014	Patriots	11/1	14	13	1	0.0	0.0	0	0	0.0	0	0	4	0	0	0	0	1
2015	Patriots	16/16	72	57	15	0.0	0.0	2	9	9.0	9	0	14	0	0	0	0	0
<b>Totals – 2 Years</b>		<b>27/17</b>	<b>86</b>	<b>70</b>	<b>16</b>	<b>0.0</b>	<b>0.0</b>	<b>2</b>	<b>9</b>	<b>9.0</b>	<b>9</b>	<b>0</b>	<b>18</b>	<b>0</b>	<b>0</b>	<b>0</b>	<b>0</b>	<b>1</b>
POSTSEASON			TACKLES					INTERCEPTIONS					MISCELLANEOUS					
Year	Team	G/S	TT	UT	A	S	Yds	No	Yds	Avg	Lg	TD	PD	FF	FR	Yds	TD	SpT
2014	Patriots	3/0	4	4	0	0.0	0.0	1	3	3.0	3	0	3	0	0	0	0	0
2015	Patriots	1/1	5	4	1	0.0	0.0	0	0	0.0	0	0	1	0	0	0	0	0
<b>Totals – 2 Years</b>		<b>3/0</b>	<b>9</b>	<b>8</b>	<b>1</b>	<b>0.0</b>	<b>0.0</b>	<b>1</b>	<b>3</b>	<b>3.0</b>	<b>3</b>	<b>0</b>	<b>4</b>	<b>0</b>	<b>0</b>	<b>0</b>	<b>0</b>	<b>0</b>

## BUTLER'S CAREER GAME-BY-GAME

2014	Opponent	P/S	TT	UT	A	S	Yds	Int	Yds	PD	FF	FR	SpT
09/07	at Miami	2	2	0	-	-	-	-	-	-	-	-	-
09/14	at Minnesota	1	1	0	-	-	-	-	1	-	-	-	-
09/21	Oakland	0	0	0	-	-	-	-	-	-	-	-	-
09/29	at Kansas City	1	1	0	-	-	-	-	-	-	-	-	-
10/05	Cincinnati												
10/12	at Buffalo												
10/16	N.Y. Jets												
10/26	Chicago	0	0	0	-	-	-	-	2	-	-	-	-
11/02	Denver	4	4	0	-	-	-	-	1	-	-	-	-
11/16	at Indianapolis	0	0	0	-	-	-	-	-	-	-	-	-
11/23	Detroit												
11/30	at Green Bay												
12/07	at San Diego												
12/14	Miami												
12/21	at N.Y. Jets												
12/28	Buffalo												
<b>2014 Totals</b>		<b>2/0</b>	<b>14</b>	<b>13</b>	<b>1</b>	<b>0.0</b>	<b>0.0</b>	<b>0</b>	<b>0</b>	<b>4</b>	<b>0</b>	<b>0</b>	<b>0</b>
01/10	Baltimore	p	0	0	0	-	-	-	-	-	-	-	-
01/18	Indianapolis	p	1	1	0	-	-	-	-	-	-	-	-
02/01	Seattle	p	3	3	0	-	-	-	1	3	3	-	-
<b>2014 Postseason</b>		<b>3/0</b>	<b>4</b>	<b>4</b>	<b>0</b>	<b>0.0</b>	<b>0.0</b>	<b>1</b>	<b>3</b>	<b>3</b>	<b>0</b>	<b>0</b>	<b>0</b>



# MARCUS CANNON



# 61

HT: 6-5 WT: 335

Born: 5/6/1988 Exp. (NFL/Patriots): 5/5

GP/GS (Playoffs): 65/19 (11/3) Acq: D5a-11 (138th)

College: Texas Christian Hometown: Odessa, Texas

OFFENSIVE LINE

## CAREER TRANSACTIONS

Marcus Cannon was drafted by the New England Patriots in the fifth round (138th overall) of the 2011 NFL Draft.

## SEASONAL REVIEW

**2015 (12/8, 1/1)**

- ★ Started at right tackle in the playoff victory vs. Kansas City (1/16).
- ★ Started at right tackle, playing every offensive snap at Miami (1/3).
- ★ Started at right tackle, playing every offensive snap at N.Y. Jets (12/27).
- ★ Started at right tackle, playing every offensive snap in the win vs. Tennessee (12/20).
- ★ Started at right tackle, playing every offensive snap in the win at Houston (12/13).
- ★ Started at right tackle for the second week in a row vs. Philadelphia (12/6).
- ★ Made his third start and his first at right tackle at Denver (11/29).
- ★ Returned to action after missing four games due to

## EXTRA POINTS

- ★ 2011 Ed Block Courage Award winner—an annual award presented to select players in the National Football League, who are voted by their teammates as role models of inspiration, sportsmanship, and courage.

injury and started at left tackle in the win vs. Buffalo (11/23).

- ★ Was inactive due to a toe injury in the win at N.Y. Giants (11/15).
- ★ Was inactive due to a toe injury in the win vs. Washington (11/8).
- ★ Was inactive due to a toe injury in the win vs. Miami (10/29).
- ★ Was inactive due to a toe injury in the win vs. N.Y. Jets (10/25).
- ★ Started at left tackle in the win at Indianapolis (10/18), filling in for Nate Solder who was placed on season-ending injured reserve. But Cannon suffered a toe injury in the first series and was forced to leave the game.

- ★ Rotated in at right and left tackle in the first half, and then filled in at left tackle after Nate Solder was injured an unable to return in the second half at Dallas (10/11).
- ★ Rotated in at right and left tackle and contributed on special teams in the win vs. Jacksonville (9/27).
- ★ Saw action at right guard as well as both tackle positions in the win at Buffalo (9/20).
- ★ Rotated in at both left and right tackle in the win vs. Pittsburgh (9/10).

#### 2014 (16/4, 3/0)

- ★ Played in all 16 regular-season games with four starts - three at left guard and one at right tackle.
- ★ Played as a reserve on special teams in all three playoff games.
- ★ Started the first three games of the season at left guard.
- ★ Saw action as an eligible tight end and on special teams at Green Bay (11/30) and at San Diego (12/7).
- ★ Rotated in at left tackle when starter Nate Solder flexed out as a tackle-eligible tight end, and also contributed on special teams in the win vs. Miami (12/14).
- ★ Made his first start of the season at right tackle in place of an injured Sebastian Vollmer vs. Buffalo (12/28).

#### 2013 (14/6, 2/2)

- ★ Played in 14 regular-season games with six starts at right tackle after Sebastian Vollmer's season ended with an injury.
- ★ Missed two games due to injury.
- ★ Started both playoff games at right tackle.
- ★ Came on in relief of Sebastian Vollmer at right tackle vs. Tampa Bay (9/22) after Vollmer left the game with a foot injury and did not return.
- ★ Came on in relief of Dan Connolly at right guard vs. New Orleans (10/13) after Connolly left the game with a foot injury and did not return.
- ★ Replaced Sebastian Vollmer at right tackle vs. Miami (10/27) after Vollmer left with a leg injury and did not return.
- ★ Started the second game of his career vs. Pittsburgh (11/3), replacing Sebastian Vollmer as part of an offensive line that helped score 55 points and rack up 610 yards against the Steelers.
- ★ Started at right tackle vs. Denver (11/24) but left in the first quarter with an injury and did not return.
- ★ Missed the following two games at Houston (12/1) and vs. Cleveland (12/8) due to injury. Will Svitek started those two contests in his place.
- ★ Made his first career playoff start vs. Indianapolis (1/11).

#### 2012 (16/1, 2/0)

- ★ Appeared in all 16 regular-season games and made one start at right tackle. Also appeared regularly on field goals and extra points.
- ★ Made his first career start at right tackle in place of an injured Sebastian Vollmer at N.Y. Jets (11/22).
- ★ Played in sub packages on offense along the offensive line, including tackle-eligible tight end in win at St. Louis (10/28).

#### 2011 (7/0, 3/0)

- ★ Was activated off the Reserve/Non-Injury list on Nov. 15, and played in seven games on the offensive line and special teams.
- ★ 2011 Ed Block Courage Award winner.
- ★ Saw significant time at right tackle when fellow rookie Nate Solder shifted to tackle-eligible tight end and by rule, would have to exit the game for a play before returning to play tackle.
- ★ Saw his most extensive playing time of the season vs. Miami (12/24) when he entered the game in the second quarter at right tackle with Matt Light and Logan Mankins out with injuries.
- ★ Saw action as a reserve on special teams in Super Bowl XLVI vs. N.Y. Giants (2/5), the AFC Championship vs. Baltimore (1/22), and the Divisional Playoff game vs. Denver (1/14).

#### COLLEGE

- ★ Cannon appeared in 49 games at Texas Christian, starting the final 36 contests that he appeared in - 24 at right tackle and 12 on the left side.
- ★ Honors and Awards (2010): third-team All-American honors from both *The NFL Draft Report* and Rivals.com, honorable mention from *Sports Illustrated*, first-team All-Mountain West Conference accolades.
- ★ Moved to left tackle during spring drills of his senior season and produced one of the finest seasons ever recorded by a TCU blocker.
- ★ Did not allow any sacks in 2009 and 2010, despite never playing the left tackle position prior to his senior year.
- ★ Cannon helped the squad set school season-records in 2010 for points scored (541) and touchdowns recorded (70).
- ★ Honors and Awards (2009): All-American honorable mention by *The NFL Draft Report*; first-team All-Mountain West Conference honors; "Top 10 Workout Warrior" by ESPN for the second year in a row.
- ★ Honors and Awards (2008): Honorable mention All-Mountain West Conference selection in his first year in the starting lineup; "Top-10 Workout Warrior" by ESPN.
- ★ Redshirted as a freshman.

#### PERSONAL

- ★ Born Marcus Darell Cannon on May 6, 1988, in Odessa, Texas.
- ★ Attended Odessa (Texas) High School.
- ★ All-District honorable mention as a junior, earning All-District first-team and Class 5A All-State honors during his senior season.
- ★ Also lettered in basketball, track and field and powerlifting.
- ★ Threw the discus 175 feet, 4 inches to finish fourth overall at the Texas Class 5A State meet in 2006.
- ★ Posted a personal-best toss of 60 feet, 8 inches in the shot put and 176 feet, 8 inches in the discus.
- ★ Standout for the Horned Frogs' indoor and outdoor track and field teams from 2009-10, often shuttling between football spring camp and track events.
- ★ Majored in communications.
- ★ Uncle, Allen Cannon, played at Vanderbilt (1981-82).
- ★ Marcus and his wife, Alyssa, have a daughter, Madison, and a son, Marcus Jr.





# JOE CARDONA



# 49

HT: 6-3 WT: 245  
Born: 4/16/1992 Exp. (NFL/Patriots): Rookie  
GP/GS (Playoffs): 16/0 (1/0) Acq: D5-15 (166th)  
College: Navy Hometown: El Cajon, Calif.

**L O N G   S N A P P E R**

## CAREER TRANSACTIONS

Joe Cardona was drafted by the New England Patriots in the fifth round (166th overall) of the 2015 NFL Draft.

## SEASONAL REVIEWS

**2015 (16/0, 1/0)**

- ★ Appeared in his first NFL postseason game and handled longsnapping duties in the playoff victory vs. Kansas City 1/16).
- ★ Has handled long-snapping duties through all 16 games of the season.
- ★ Recorded three special teams tackles at Denver (11/29).
- ★ Made his NFL debut in the win vs. Pittsburgh (9/10).

## COLLEGE

- ★ Four-year player at long snapper and regarded as one of the top long snappers in the country.
- ★ Became only the second freshman to start at long snapper in program history.
- ★ Earned four letters.

## PERSONAL

- ★ Son of Patrick and Margaret Cordona.
- ★ Two sport athlete who lettered twice in football and four years in lacrosse.
- ★ Named conference MVP as a midfielder for lacrosse team his senior year.
- ★ Majored in economics at Navy.



# SCOTT CHANDLER



# 88

HT: 6-7 WT: 260  
Born: 7/23/1985 Exp. (NFL/Patriots): 8/1  
GP/GS: 90/39 (1/0) Acq: FA-15  
College: Iowa Hometown: Southlake, Texas

**T I G H T   E N D**

## CAREER TRANSACTIONS

Scott Chandler was signed by the New England Patriots as a free agent on March 16, 2015 ... Originally drafted by San Diego in the fourth round (129th overall) in the 2007 NFL Draft ... Released by San Diego (4/27/09) ... Signed by Dallas as a free agent (5/28/09) ... Released by Dallas (9/5/09) ... Signed by Dallas to the practice squad (9/6/09) ... Signed by N.Y. Giants to the 53-man roster from the Dallas practice squad (12/23/09) ... Released by N.Y. Giants (9/4/10) ... Signed by Dallas to the practice squad (9/5/10) ... Signed by Dallas to the 53-man roster from the practice squad (9/24/10) ... Released by Dallas (12/1/10) ... Claimed off waivers and awarded to Buffalo from Dallas (12/2/10) ... Signed by Buffalo as a restricted free agent (7/29/11) ... Signed by Buffalo as an unrestricted free agent (3/13/14) ... Released by Buffalo (3/11/15).

## SEASONAL REVIEWS

**2015 (15/4, 1/0)**

- ★ Appeared in his first NFL postseason game and saw action at tight end in the playoff victory vs. Kansas City (1/16).
- ★ Rotated in at tight end at Miami (1/3)
- ★ Contributed as a reserve on offense at N.Y. Jets (12/27).

- ★ Was inactive for the win vs. Tennessee (12/20).
- ★ Took one snap at tight end in a goal line situation on a 1-yard Rob Gronkowski touchdown in the win at Houston (12/13).
- ★ Caught four passes for 61 yards and a 14-yard touchdown in the fourth quarter vs. Philadelphia (12/6).
- ★ Started at tight end when the Patriots opened in a two-tight end alignment and caught five passes for 58 yards, including a 9-yard touchdown reception at Denver (11/29).
- ★ Caught one pass for three yards in the win vs. Buffalo (11/23).
- ★ Started at tight end in a three-tight end set and caught one pass for a one-yard touchdown on the first drive of the win at N.Y. Giants.
- ★ Started at tight end in a two-tight end set and caught one pass for five yards when the Patriots began in a two-

## CHANDLER'S SINGLE GAME CAREER HIGHS

### Single-Game Highs:

<b>Receptions</b>	8 at Denver (12/7/14)
<b>Yards</b>	105 vs. New England (10/12/14)
<b>Longest Reception</b>	43 vs. Kansas City (9/16/12)
<b>Receiving TDs</b>	2 Three times. Most Recent: vs. New England (9/30/12)

tight end alignment in the win vs. Washington (11/8).

- ★ Caught one pass for nine yards in the win vs. Miami (10/29).

- ★ Caught two passes for 34 yards in the win vs. N.Y. Jets (10/25).

- ★ Caught two passes for 39 yards in the win at Indianapolis (10/18). His 25-yard catch in the third quarter is Chandler's longest catch of the season through six weeks.

- ★ Contributed on offense and special teams in the win at Dallas (10/11).

- ★ Caught two passes for 25 yards in the win vs. Jacksonville (9/27).

- ★ Caught three passes for 23 yards (7.7 avg.) in the win at Buffalo (9/20).

- ★ Made his Patriots debut and started at tight end in a two-tight end alignment in the win vs. Pittsburgh (9/10), scoring his first touchdown with the team on a one-yard pass from Tom Brady.

#### 2014 (16/5 – Buffalo)

- ★ Played all 16 games with five starts and caught 47 passes for 497 yards and three touchdowns.

- ★ Posted a career-high 105 yards receiving on six receptions vs. New England (10/12), marking the first 100-yard receiving performance of his career.

- ★ Became the first Bills tight end to go over 100 yards since Pete Metzelaars in 1992 and became just the fourth Bills TE in history to record 150 career receptions.

- ★ Caught one pass for 12 yards and a touchdown vs. N.Y. Jets (10/26), becoming just the fourth TE in franchise history to tally 15-plus touchdowns.

- ★ Registered a career-high eight receptions for 81 yards at Denver (12/7).

#### 2013 (16/7 – Buffalo)

- ★ Played all 16 games with seven starts and led Buffalo with 53 receptions and 655 receiving yards - both career highs.

- ★ Tallied a season-high five receptions for 79 yards and a 33-yard touchdown vs. N.Y. Jets (9/22), the longest touchdown of his career.

- ★ Set a then career-high with seven receptions for 72 yards at New Orleans (10/27).

- ★ Posted two receptions for 24 yards at Tampa Bay (12/8), becoming the first tight end in team history to record 500 yards receiving in back-to-back seasons.

- ★ Hauled in three catches for 55 yards at New England (12/29), setting a new team record among tight ends for most consecutive games with a reception (32).

#### 2012 (15/3 – Buffalo)

- ★ Played 15 games with three starts and matched a team record for a tight end with six receiving touchdowns in a season (Scott Chandler - 2011, Pete Metzelaars - 1992 & Jay Riemersma - 1998).

- ★ Finished the season with 43 receptions for 571 yards and six touchdowns. Thirty-six of his 43 catches were for first downs.

- ★ Placed on injured reserve (12/24) and missed the final game of the season.

- ★ Posted two receptions for 53 yards vs. Kansas City (9/16), including a career-long 43-yarder, the longest by a Bills tight end since 1999 (Bobby Collins, 45 yards vs. NE, 11/28/99).

- ★ Finished with four catches for 62 yards and two touchdowns vs. New England (9/30), marking the third multi-TD game of his career and tying Pete Metzelaars for most multi-TD games by a Bills TE.

#### 2011 (14/9 – Buffalo)

- ★ Played 14 games with nine starts and matched a team record for a tight end with six receiving touchdowns in a season (Pete Metzelaars - 1992 & Jay Riemersma - 1998). Finished the season with 38 receptions for 389 yards and six touchdowns.

- ★ Inactive at San Diego (12/11) and vs. Miami (12/18) due to injury.

- ★ Set then career highs with five receptions for 63 yards and two touchdowns at Kansas City (9/11), marking the first multi-TD game of his career.

- ★ Tallied two receptions for 16 yards and a touchdown vs. Oakland (9/18), recording touchdowns in back-to-back games for the first time in his career.

- ★ Increased his touchdown streak to three games with two receptions for 10 yards and a score vs. New England (9/25), marking the first three-game TD streak by a Bills TE since 2006 (Robert Royal) and became the second Bill in team history with four receiving touchdowns in the first three games of the season since Don Beebe (4 in 1991).

- ★ Recorded his second multi-TD game of the season vs. Washington (10/30), becoming the first Bills tight end with two multi-touchdown games in a season. Finished with two receptions for 35 yards and two scores.

#### 2010 (9/0– Dallas)

- ★ Began the year with N.Y. Giants before being released at the end of training camp and signed with the Dallas practice squad before being promoted to the 53-man roster on Sept. 24. Played in nine games as a reserve before being released by the Cowboys on Dec. 1.

#### 2010 (4/1 – Buffalo)

- ★ Was claimed off waivers and awarded to Buffalo from Dallas on Dec. 2 and played the final four regular-season games of the season with one start and caught one pass for eight yards at Miami (12/19), the first reception of his career.

- ★ Inactive at Minnesota (12/5).

#### 2009 (0/0 – Dallas/N.Y. Giants)

- ★ Began the year with Dallas before being released at the end of training camp. Spent the majority of the season on the Cowboys practice squad.

- ★ Signed with the N.Y. Giants to the 53-man roster off the Dallas practice squad (12/23) and was inactive for the final two regular-season games.

#### 2008 (0/0 – San Diego)

- ★ Spent the entire year on injured reserve due to an injury suffered in the preseason.

#### 2007 (0/0 – San Diego)

- ★ Played in one game as a reserve, making his NFL debut vs. Detroit (12/16).

- ★ Did not record any statistics.

#### COLLEGE

- ★ Finished collegiate career at Iowa ranked second in

school history among tight ends with 117 receptions for 1,476 yards, including 46 catches for 591 yards and six touchdowns as a senior.

★ Led the team as a junior with 47 receptions for 552 yards and two touchdowns.

★ Played his freshman and sophomore seasons as wide receiver before converting to tight end as a junior.

★ Majored in marketing at Iowa.

## PERSONAL

★ All-district and honorable mention all-state as a senior at Southlake Carroll High School in Texas. Helped his team to a 16-0 record and the Class 5A Division II state title by catching 68 passes for 1,203 yards and 18 touchdowns.

★ Also lettered in basketball.

★ Scott and his wife, Alissa, have three daughters, Lyla, Ivy and Vayda.

## SCOTT CHANDLER

Pos: TE Ht: 6-7 Wt: 260 Year: 8th Acq: FA-15 College: Iowa Born: 7/23/85

REGULAR SEASON			RECEIVING				
Year	Team	G/S	Rec	Yds	Avg	Lg	TD
2007	Chargers	1/0	0	0	0.0	0	0
2008	Chargers			Injured Reserve			
2009	Cowboys/Giants	0/0					
2010	Cowboys	9/0					
2010	Bills	4/1	1	8	8.0	8	0
2011	Bills	14/9	38	389	10.2	31	6
2012	Bills	15/13	43	571	13.3	43	6
2013	Bills	16/7	53	655	12.4	33t	2
2014	Bills	16/5	47	497	10.6	37	3
2015	Patriots	15/4	23	259	11.3	30	4
<b>Totals – 9 Years</b>		<b>90/39</b>	<b>205</b>	<b>2,379</b>	<b>11.6</b>	<b>43</b>	<b>21</b>
REGULAR SEASON			RECEIVING				
Year	Team	G/S	Rec	Yds	Avg	Lg	TD
2015	Patriots	1/0	0	0	0.0	0	0
<b>Totals – 1 Year</b>		<b>1/0</b>	<b>0</b>	<b>0</b>	<b>0.0</b>	<b>0</b>	<b>0</b>

# CHANDLER'S CAREER GAME-BY-GAME

2010	Opponent	P/S	No	Yds	Avg	Lg	TD
09/26 at Houston	p	-	-	-	-	-	-
10/10 Tennessee	p	-	-	-	-	-	-
10/17 at Minnesota	p	-	-	-	-	-	-
10/25 N.Y. Giants	p	-	-	-	-	-	-
10/31 Jacksonville	p	-	-	-	-	-	-
11/07 at Green Bay	p	-	-	-	-	-	-
11/14 at N.Y. Giants	p	-	-	-	-	-	-
11/21 Detroit	p	-	-	-	-	-	-
11/25 New Orleans	p	-	-	-	-	-	-

Released by Dallas (12/1) Claimed off Waivers by Buffalo (12/3)

12/05 at Arizona	Inactive						
12/12 Cleveland	p	-	-	-	-	-	-
12/19 at Miami	p	1	8	8.0	8	0	0
12/26 New England	p	-	-	-	-	-	-
01/02 at N.Y. Jets	S	-	-	-	-	-	-
<b>2010 Totals</b>	<b>13/1</b>	<b>1</b>	<b>8</b>	<b>8.0</b>	<b>8</b>	<b>0</b>	<b>0</b>

2011	Opponent	P/S	No	Yds	Avg	Lg	TD
09/11 at Kansas City	p	5	63	12.6	19	2	2
09/18 Oakland	p	2	16	8.0	10	1	1
09/25 New England	p	2	10	5.0	7	1	1
10/02 at Cincinnati	p	2	8	4.0	6	0	0
10/09 Philadelphia	S	1	4	4.0	4	0	0
10/16 at N.Y. Giants	S	1	-3	-3.0	-3	0	0
10/30 Washington	S	2	35	17.5	20	2	2
11/06 N.Y. Jets	S	3	24	8.0	11	0	0
11/13 at Dallas	S	3	34	11.3	18	0	0
11/20 at Miami	S	5	71	14.2	31	0	0
11/27 at N.Y. Jets	S	6	50	8.3	13	0	0
12/04 Tennessee	S	3	48	16.0	22	0	0
12/11 at San Diego	Inactive						
12/18 Miami	Inactive						
12/24 Denver	p	-	-	-	-	-	-
01/01 at New England	S	3	29	9.7	19	0	0
<b>2011 Totals</b>	<b>14/9</b>	<b>38</b>	<b>389</b>	<b>10.2</b>	<b>31</b>	<b>6</b>	<b>6</b>

2012	Opponent	P/S	No	Yds	Avg	Lg	TD
09/09 at N.Y. Jets	S	4	38	9.5	13	1	1
09/16 Kansas City	S	2	53	26.5	43	1	1
09/23 at Cleveland	S	2	22	11.0	12	0	0
09/30 New England	S	4	62	15.5	24	2	2
10/07 at San Francisco	S	4	40	10.0	20	0	0
10/14 at Arizona	p	1	4	4.0	4	0	0
10/21 Tennessee	S	2	15	7.5	13	0	0
11/04 at Houston	S	3	51	17.0	27	0	0

11/11 at New England	S	5	65	13.0	23	1	1
11/15 Miami	p	2	30	15.0	22	0	0
11/25 at Indianapolis	S	2	26	13.0	16	0	0
12/02 Jacksonville	S	1	11	11.0	11	1	1
12/09 St. Louis	S	5	71	14.2	23	0	0
12/16 Seattle	S	5	58	11.6	21	0	0
12/23 at Miami	S	1	35	25.0	25	0	0
12/30 N.Y. Jets	Placed on injured reserve (12/24)						

**2012 Totals 15/13 43 571 13.3 43 6**

2013	Opponent	P/S	No	Yds	Avg	Lg	TD
09/08 New England	S	4	38	9.5	19	0	0
09/15 Carolina	S	3	10	3.3	7	0	0
09/22 at N.Y. Jets	S	5	79	15.8	33t	1	1
09/29 Baltimore	p	2	28	14.0	14	0	0
10/03 at Cleveland	S	4	49	12.3	20	0	0
10/13 Cincinnati	p	2	47	23.5	25	1	1
10/20 at Miami	S	2	18	9.0	12	0	0
10/27 at New Orleans	S	7	72	10.3	22	0	0
11/03 Kansas City	p	3	26	8.7	10	0	0
11/10 at Pittsburgh	S	3	21	7.0	8	0	0
11/17 N.Y. Jets	p	2	40	20.0	31	0	0
12/01 Atlanta	p	4	63	15.8	23	0	0
12/08 at Tampa Bay	p	2	24	12.0	15	0	0
12/15 at Jacksonville	p	5	54	10.8	27	0	0
12/22 Miami	p	2	31	15.5	15	0	0
12/29 at New England	p	3	55	18.3	27	0	0
<b>2013 Totals</b>	<b>16/7</b>	<b>53</b>	<b>655</b>	<b>12.4</b>	<b>33t</b>	<b>2</b>	<b>2</b>

2014	Opponent	P/S	No	Yds	Avg	Lg	TD
09/07 at Chicago	p	-	-	-	-	-	-
09/14 Miami	p	2	27	13.5	22	0	0
09/21 San Diego	S	5	74	14.8	37	0	0
09/28 at Houston	p	2	15	7.5	11	0	0
10/05 at Detroit	p	4	21	5.3	16	0	0
10/12 New England	S	6	105	17.5	28	0	0
10/19 Minnesota	p	3	36	12.0	24	0	0
10/26 at N.Y. Jets	p	1	12	12.0	12t	1	1
11/09 Kansas City	S	3	17	5.7	9	0	0
11/13 at Miami	S	-	-	-	-	-	-
11/23 N.Y. Jets	p	3	28	9.3	19	1	1
11/30 Cleveland	p	3	2	0.7	3	0	0
12/07 at Denver	p	8	81	10.1	23	0	0
12/14 Green Bay	p	2	22	11.0	12	0	0
12/21 at Oakland	p	4	37	9.3	29	1	1
12/28 at New England	S	1	20	20.0	20	0	0
<b>2014 Totals</b>	<b>15/4</b>	<b>47</b>	<b>497</b>	<b>10.6</b>	<b>37</b>	<b>3</b>	<b>3</b>



# PATRICK CHUNG



# 23

HT: 5-11 WT: 215  
Born: 8/19/1987 Exp. (NFL/Patriots): 7/6  
GP/GS (Playoffs): 93/69 (12/9) Acq: FA-14  
College: Oregon Hometown: Rancho Cucamonga, Calif.  
SUPER BOWLS: 14

## SAFETY

### CAREER TRANSACTIONS

Patrick Chung was signed by the New England Patriots as a free agent on April 3, 2014 ... Originally drafted by New England in the second round (34th overall) of the 2009 NFL Draft ... Signed by Philadelphia as an unrestricted free agent from New England (3/12/13) ... Released by Philadelphia (3/11/14).

### CAREER HIGHLIGHTS

- ★ Recorded a career-high three interceptions and a career-best 89 tackles in 2010. Chung also swatted down two Ryan Fitzpatrick-passes and teamed up with Jamie Collins to stop Jets running back Chris Ivory for a 4-yard loss on the game's first play from scrimmage.
- ★ Tied his career high with 89 tackles in 2014.
- ★ Blocked a punt, blocked a field goal and returned an interception for a touchdown in the same game at Miami (10/4/10) on Monday Night Football.

### SEASONAL REVIEWS

#### 2015 (15/14, 1/1)

- ★ Recorded nine tackles, five solo, and guarded Chiefs tight end Travis Kelce who was held to just 23 yards in the playoff victory vs Kansas City (1/18).
- ★ Returned to action and recorded six tackles, four solo at Miami (1/3)
- ★ Was inactive due to injury at N.Y. Jets (12/27).
- ★ Recorded seven tackles, five solo, before leaving the game in the fourth quarter with a hip injury in the win vs. Tennessee (12/20).
- ★ Recorded eight tackles, five solo, and one pass defensive in the win at Houston (12/13).
- ★ Started at safety. Recorded six tackles, four solo, one pass defended and forced a Jordan Matthews fumble in the second quarter vs. Philadelphia (12/6).
- ★ Started at safety and recorded five tackles, three solo and one pass defended at Denver (11/29). Chung also contributed on special teams, returning the first punt of his NFL career for four yards in the third quarter.
- ★ Started at safety and recorded five tackles, three solo and one pass defended in the win vs. Buffalo (11/23) In the fourth quarter, Chung stopped Karlos Williams for a one-yard loss on third-and-inches that, forcing the Bills to punt and helping preserve New England's lead.
- ★ Started at safety and recorded 10 tackles on defense, four solo, and two special teams tackles in the win at N.Y. Giants (11/5).
- ★ Started at safety and recorded three tackles in the win vs. Washington (11/8).
- ★ Started at safety and recorded four tackles, including one where he teamed up with Patrick Chung to stop

### EXTRA POINTS

- ★ Patrick's mother, Sophia George, was a recording artist in Jamaica. Her hit single, 'Girlie, Girlie' – a traditional reggae song, topped the charts in 1985.
- ★ Launched in January of 2013, the Chung Changing Lives Foundation was established to support the personal and academic development of young boys and girls by providing better access to programs focusing on healthy and active lifestyles, as well as civic participation. Chung and his wife, Cecilia, have focused on the promotion of the three 'A's'.  
"We call it the three 'A's' – arts, academics and athletics," Chung said. "It's all about the kids. There are so many kids that are talented but never get the opportunity to display their skills. That's what Chung Changing Lives was founded for, to give equal opportunity to all these kids."  
For more information on Chung's efforts, visit [ChungChangingLives.org](http://ChungChangingLives.org).

Miami receiver Jarvis Landry for no gain deep in Miami territory setting the stage for a Miami safety on the next play that gave the Patriots a 9-0 lead in the win vs. Miami (10/29). Chung batted down a Ryan Tannehill pass on a third and long forcing the Dolphins to punt on the next play. He also contributed on special teams, returning one kickoff for 17 yards.

- ★ Started at safety and posted eight tackles, five solo, and two passes defended in the win vs. N.Y. Jets (10/25).
- ★ Started at safety and posted four solo tackles in the win at Indianapolis (10/18).
- ★ Started at safety and recorded five tackles, three solo and one pass defended in the win at Dallas (10/11).
- ★ Started at safety and registered one tackle on defense and one on special teams in the win vs. Jacksonville (9/27).
- ★ Started at safety and posted two tackles, one solo in the win at Buffalo (9/20).
- ★ Started at safety and registered five tackles, two solo in the win vs. Pittsburgh (9/10).

#### 2014 (16/15, 3/3)

- ★ Appeared in all 16 regular-season games with 15 starts and was third on the team with 89 tackles. Also had one interception and seven passes defended and returned seven kickoffs for 140 yards.
- ★ Started all three postseason contests and made 10 tackles.
- ★ Did not start vs. Miami (12/14), when the defense



opened in a special nickel package.

★ Started at safety in the season opener at Miami (9/7) and recorded eight tackles. Also lined up to return kicks for the first time in his NFL career and returned his first kickoff 30 yards.

★ Started at safety and led the team with nine tackles, including two for losses, in the win at Buffalo (10/12). Also returned two kickoffs for 29 yards.

★ Started at safety and finished second on the team with a season-high 11 tackles at Green Bay (11/30).

★ Recorded his first interception of the season when he picked off a Ryan Tannehill pass and returned it to the Dolphins 27-yard line in the win vs. Miami (12/14). Tom Brady threw a touchdown pass on the very next play. Also led the team with 10 tackles and two passes defended.

★ Posted a single-game career playoff high seven tackles in the Divisional Playoff win vs. Baltimore (1/10).

### 2013 (12/10, 1/1 – Philadelphia)

★ Appeared in 12 regular-season games with 10 starts and compiled 56 tackles, seven passes defended and one fumble recovery.

★ Played in one postseason game vs. New Orleans (1/4) and posted four tackles.

★ Was inactive due to injury at Denver (9/29), at N.Y. Giants (10/6), vs. Dallas (10/20) and vs. N.Y. Giants (10/27).

★ Registered a season-high nine tackles vs. Kansas City (9/19).

★ Recovered his first career fumble in the regular season vs. Detroit (12/8).

### 2012 (12/8, 2/0)

★ Played in 12 games with eight starts, finishing the season with 56 tackles, two interceptions, five passes defended and two special teams tackles.

★ Began the season starting at safety and with injuries and the addition of Aqib Talib, finished the year in a reserve role.

★ Played in a reserve role in both playoff games but did not record any statistics.

★ Was inactive due to injury vs. Indianapolis (11/18),

### MULTIPLE BLOCKED KICKS

Patrick Chung is one of only 12 players since 2000 to block multiple kicks in the same game.

#### MULTIPLE BLOCKED KICKS IN SAME GAME

Since 2000

Player, Team	Opp. Date	Tot.	FG	Punt	XPA
C. Eaton, NE	@ BUF (10/4/00)	2	2	0	0
S. Rogers, DET	@ SF (11/4/01)	2	2	0	0
S. Burton, CAR	vs. ATL (11/24/02)	2	1	0	1
K. Jenkins, CAR	@ TB (9/14/03)	2	1	0	1
R. Walker, HOU	vs. NE (11/23/03)	2	1	1	0
O. Umenyiora, NYG	vs. CAR (12/28/03)	2	0	2	0
S. Rogers, CLE	vs. CIN (10/4/09)	2	1	0	1
<b>P. Chung, NE</b>	<b>@ MIA (10/4/10)</b>	<b>2</b>	<b>1</b>	<b>1</b>	<b>0</b>
R. Bryant, SEA	@ CLE (10/23/11)	2	2	0	0
R. Bryant, SEA	vs. WAS (11/27/11)	2	1	0	1
R. Seymour, OAK	@ KC (12/24/11)	2	2	0	0
T. McDonald, STL	@ TB (9/14/14)	2	1	1	0

### Journey to the NFL

Long before Patrick Chung picked up flag football as a teen, his mother, Jamaican recording artist Sophia George, had preached about being a tough man in a song. Her hit single, "Girlie Girlie" – a traditional reggae song about poking fun at a boy who was not man enough – topped the charts in 1985. Chung is aware that despite his many talents, singing is not one of them. Chung, who possesses a great sense of pride in his unique heritage – his mother is Jamaican and his father is half Jamaican and half Chinese – was born in Jamaica and moved to California at age 12, where he started to play football as a freshman in high school. Chung went on to star at Oregon, where he holds the distinction of starting more games than any other defensive player in school history with 51 starts. He thought about turning pro as a junior, but ultimately decided to return for his senior season.

vs. Buffalo (11/11), at St. Louis (10/28) and vs. N.Y. Jets (10/21).

★ Compiled a season-high eight tackles and one pass defended in the win at Buffalo (9/30).

★ Started at safety in the win vs. Miami (12/30) and at Jacksonville (12/23) after an injury to Aqib Talib forced Devin McCourty to shift to left cornerback.

★ Tallied a single game career-high two interceptions, both coming in the fourth quarter and the second as time expired to seal the win at Jacksonville (12/23). Also posted seven tackles.

### 2011 (8/8, 3/3)

★ Played in eight games and finished the season with 67 tackles, one sack, one interception and four passes defended.

★ Started all three playoff games including Super Bowl XLVI and made 15 tackles and defended one pass.

★ Missed eight games due to injury.

★ Intercepted a pass in the end zone to end a Raiders drive and lead to a Stephen Gostkowski field goal to end the first half at Oakland (10/2).

★ Led the team in tackles for the third straight week with a career high 15 at Pittsburgh (10/30), adding one pass defended and a special teams tackle.

★ Tallied six tackles and a pass defended in Super Bowl XLVI vs. N.Y. Giants (2/5).

### 2010 (14/13, 1/1)

★ Played in 14 games with 13 starts and finished the season with a career-high three interceptions – one of which he returned for a touchdown – and career-best 89 tackles (second on the team) and nine passes defended.

★ Was inactive vs. Minnesota (10/13) and at Cleveland (11/7) due to injury.

★ Made his first career playoff start vs. N.Y. Jets (1/16).

★ Led the team with 14 tackles at N.Y. Jets (9/19).

★ In his third start of the season vs. Buffalo (9/26), intercepted a Ryan Fitzpatrick pass in the end zone and

returned it 26 yards.

★ Recorded his first blocked punt and blocked field goal at Miami (10/4), and became the first player to block a punt and field goal in the same game since Houston's Ramon Walker vs. New England (11/23/03). Blocked a second half punt to give the Patriots a first down at the Miami 15-yard line to set up a 12-yard TD run by BenJarvus Green-Ellis. He also blocked a 53-yard field goal attempt in the fourth quarter that was recovered and returned for a touchdown by Kyle Arrington.

★ Recorded his first interception return for a touchdown when he picked off a Chad Henne pass in the fourth quarter and returned it 51 yards for a TD at Miami (10/4). He registered seven tackles and one special teams tackle in the game.

★ Was dominant in his return to action after missing two games with an injury, leading the team with 10 tackles and one special teams tackle and recording one pass defended in a 39-26 win at Pittsburgh (11/14).

★ Recorded his career-high third interception of the season in the second quarter at Buffalo (12/26), which he returned 19 yards to help set up a touchdown for a 24-3 halftime lead in a 34-3 win.

## 2009 (16/1, 1/0)

★ Played in 16 games with one start and finished the season with 26 total tackles, two sacks, one interception, one pass defended and 13 special teams tackles.

★ Recorded his first career interception in the Patriots 59-0 victory vs. Tennessee (10/18), picking off a Vince Young pass in the fourth quarter.

★ Registered his first career sack at Tampa Bay (10/25) in the Patriots 35-7 win at London's Wembley Stadium, dropping Josh Johnson for a 5-yard loss in the second quarter.

★ Made his first start at Indianapolis (11/15), in a nickel defense.

## COLLEGE

★ Started in all 51 games in which he appeared at Oregon and finished his career as the program's fourth-best tackler (384), which ranks first in school annals among non-linebackers.

★ Registered nine career interceptions for 107 yards and one touchdown.

★ Twice named Oregon's special teams player of the year and a first-team All-Pac 10 special teams honoree.

★ Participated in more than 100 plays in a game on four occasions.

★ Finished his senior campaign as the team's third-leading tackler (92) and recorded one interception, which he returned 31 yards for a touchdown.

★ Recorded a team-leading 117 tackles, the highest total by an Oregon defensive back in 13 seasons, and was named a second-team All-America honoree as a junior.

★ As a sophomore, he helped stabilize a young secondary that completed the regular season ranked 10th in the country in pass defense.

★ Earned first-team freshman All-America honors by *The Sporting News* and *Rivals.com*, and was also picked as the Pac 10's defensive freshman of the year by *The Sporting News*.

★ Following his freshman season, was the recipient of the school's Len Casanova Award as the program's top newcomer.

★ Redshirted as a freshman after arriving on campus at the age of 16.

## PERSONAL

★ Patrick Christopher Chung was born on Aug. 19, 1987, in Kingston, Jamaica to Sophia George-Chung and Ronald Chung and has seven siblings.

★ Attended Rancho Cucamonga High School and excelled at wide receiver and free safety.

★ Music has played a large role in Chung's life and he believes in the positive influence that music and the arts have on the lives of kids as they grow up. Chung's foundation, Chung Changing Lives, recently donated \$25,000 to the Boston Chinatown Neighborhood Center to launch the Summer Music Academy for Real Teens, a camp that allows area teens from the ages of 13-18 to develop their passion to learn and create music.

★ Chung possesses a great sense of pride in his unique heritage. His mother is Jamaican and his father is half Jamaican and half Chinese. Patrick was born in Jamaica and moved to California at age 10 and started playing football as a freshman in high school.

★ Married to Cecilia and has a son, Taj James Chung, born Sept. 18, 2010.

★ Majored in political science at Oregon.

# PATRICK CHUNG

Pos: S Ht: 5-11 Wt: 215 Year: 7th Acq: FA-14 College: Oregon Born: 8/19/87

REGULAR SEASON		TACKLES						INTERCEPTIONS					MISCELLANEOUS					
Year	Team	G/S	TT	UT	A	S	Yds	No	Yds	Avg	Lg	TD	PD	FF	FR	Yds	TD	SpT
2009	Patriots	16/1	26	19	7	2.0	13.0	1	2	2.0	2	0	1	0	0	0	0	13
2010	Patriots	14/13	89	67	22	0.0	0.0	3	96	32.0	51t	1	9	0	0	0	0	8
2011	Patriots	8/8	67	39	28	1.0	3.0	1	0	0.0	0	0	4	0	0	0	0	2
2012	Patriots	12/8	53	32	21	0.0	0.0	2	27	0.0	0	0	5	0	0	0	0	1
2013	Eagles	12/10	56	36	20	0.0	0.0	0	0	0.0	0	0	7	0	1	0	0	2
2014	Patriots	16/15	89	54	35	0.0	0.0	1	10	10.0	10	0	7	0	0	0	0	0
2015	Patriots	15/14	80	48	32	0.0	0.0	0	0	0.0	0	0	8	1	0	0	0	3
<b>Totals – 7 Years</b>		<b>93/69</b>	<b>463</b>	<b>298</b>	<b>165</b>	<b>3.0</b>	<b>16.0</b>	<b>8</b>	<b>135</b>	<b>16.9</b>	<b>51t</b>	<b>1</b>	<b>41</b>	<b>1</b>	<b>1</b>	<b>0</b>	<b>0</b>	<b>29</b>

**Additional Statistics:** 1 Blocked FG Attempt at Miami (10/4/10); 1 Blocked Punt at Miami (10/4/10); 2014: 7 Kickoff Returns for 140 Yards; 2015: 1 Kickoff Return for 17 Yards; 1 Punt Return for 4 Yards at Denver (11/29/15)

POSTSEASON		TACKLES						INTERCEPTIONS					MISCELLANEOUS					
Year	Team	G/S	TT	UT	A	S	Yds	No	Yds	Avg	Lg	TD	PD	FF	FR	Yds	TD	SpT
2009	Patriots	1/0	0	0	0	0.0	0.0	0	0	0.0	0	0	0	0	0	0	0	0
2010	Patriots	1/1	4	4	0	0.0	0.0	0	0	0.0	0	0	0	0	1	0	0	0
2011	Patriots	3/3	15	5	10	0.0	0.0	0	0	0.0	0	0	1	0	0	0	0	0
2012	Patriots	2/0	0	0	0	0.0	0.0	0	0	0.0	0	0	0	0	0	0	0	0
2013	Eagles	1/1	4	3	1	0.0	0.0	0	0	0.0	0	0	0	0	0	0	0	0
2014	Patriots	3/3	10	8	2	0.0	0.0	0	0	0.0	0	0	0	0	0	0	0	0
2015	Patriots	1/1	9	5	4	0.0	0.0	0	0	0.0	0	0	0	0	0	0	0	0
<b>Totals – 7 Years</b>		<b>12/9</b>	<b>42</b>	<b>25</b>	<b>17</b>	<b>0.0</b>	<b>0.0</b>	<b>0</b>	<b>0</b>	<b>0.0</b>	<b>0</b>	<b>0</b>	<b>1</b>	<b>0</b>	<b>1</b>	<b>0</b>	<b>0</b>	<b>0</b>

**Additional Statistics:** 1 Rush for 0 Yards on a Fake Punt vs. N.Y. Jets (1/16/11).

# CHUNG'S CAREER GAME-BY-GAME

2009	Opponent	P/S	TT	UT	A	S	Yds	Int	Yds	PD	FF	FR	SpT
09/14	Buffalo	p	-	-	-	-	-	-	-	-	-	-	2
09/20	at N.Y. Jets	p	-	-	-	-	-	-	-	-	-	-	1
09/27	Atlanta	p	-	-	-	-	-	-	-	-	-	-	3
10/04	Baltimore	p	-	-	-	-	-	-	-	-	-	-	-
10/11	at Denver	p	-	-	-	-	-	-	-	-	-	-	-
10/18	Tennessee	p	4	3	1	-	1	2	1	-	-	-	1
10/25	at Tampa Bay	p	6	5	1	1.0	5.0	-	-	-	-	-	-
11/08	Miami	p	5	3	2	1.0	8.0	-	-	-	-	-	-
11/15	at Indianapolis	S	4	4	0	-	-	-	-	-	-	-	1
11/22	N.Y. Jets	p	1	0	1	-	-	-	-	-	-	-	-
11/30	at New Orleans	S	1	0	1	-	-	-	-	-	-	-	1
12/06	at Miami	p	3	3	0	-	-	-	-	-	-	-	-
12/13	Carolina	p	2	1	1	-	-	-	-	-	-	-	-
12/20	at Buffalo	p	-	-	-	-	-	-	-	-	-	-	-
12/27	Jacksonville	p	-	-	-	-	-	-	-	-	-	-	-
01/03	at Houston	p	-	-	-	-	-	-	-	-	-	-	2

<b>2009 Totals</b>	<b>16/1</b>	<b>26</b>	<b>19</b>	<b>7</b>	<b>2.0</b>	<b>13.0</b>	<b>1</b>	<b>2</b>	<b>1</b>	<b>-</b>	<b>-</b>	<b>-</b>	<b>13</b>
--------------------	-------------	-----------	-----------	----------	------------	-------------	----------	----------	----------	----------	----------	----------	-----------

<b>2009 Postseason</b>	<b>1/0</b>	<b>0</b>	<b>0</b>	<b>0</b>	<b>0.0</b>	<b>0.0</b>	<b>0</b>	<b>0</b>	<b>0</b>	<b>0</b>	<b>0</b>	<b>0</b>	<b>0</b>
------------------------	------------	----------	----------	----------	------------	------------	----------	----------	----------	----------	----------	----------	----------

2010	Opponent	P/S	TT	UT	A	S	Yds	Int	Yds	PD	FF	FR	SpT
09/12	Cincinnati	S	9	5	4	-	-	-	-	-	-	-	-
09/19	at N.Y. Jets	S	14	9	5	-	-	-	-	-	-	-	1
09/26	Buffalo	S	6	6	0	-	1	26	1	-	-	-	-
10/04	at Miami	S	7	5	2	-	1	51	1	-	-	-	1
10/17	Baltimore	S	8	6	2	-	-	-	-	-	-	-	-
10/24	at San Diego	S	1	1	0	-	-	-	-	-	-	-	-
10/31	Minnesota												
11/07	at Cleveland												
11/14	at Pittsburgh	S	10	8	2	-	-	-	1	-	-	-	-
11/21	Indianapolis	S	5	4	1	-	-	-	1	-	-	-	1
11/25	at Detroit	S	7	6	1	-	-	-	2	-	-	-	-
12/06	N.Y. Jets	p	2	2	0	-	-	-	-	-	-	-	-
12/12	at Chicago	S	6	4	2	-	-	-	-	-	-	-	-
12/19	Green Bay	S	7	4	3	-	-	-	-	-	-	-	2
12/26	at Buffalo	S	6	6	0	-	1	19	2	-	-	-	1
01/02	Miami	S	1	1	0	-	-	-	1	-	-	-	2

<b>2010 Totals</b>	<b>14/13</b>	<b>89</b>	<b>67</b>	<b>22</b>	<b>0.0</b>	<b>0.0</b>	<b>3</b>	<b>96</b>	<b>9</b>	<b>0</b>	<b>0</b>	<b>0</b>	<b>8</b>
--------------------	--------------	-----------	-----------	-----------	------------	------------	----------	-----------	----------	----------	----------	----------	----------

<b>2010 Postseason</b>	<b>1/1</b>	<b>4</b>	<b>4</b>	<b>0</b>	<b>0.0</b>	<b>0.0</b>	<b>0</b>	<b>0</b>	<b>0</b>	<b>0</b>	<b>0</b>	<b>0</b>	<b>0</b>
------------------------	------------	----------	----------	----------	------------	------------	----------	----------	----------	----------	----------	----------	----------

2011	Opponent	P/S	TT	UT	A	S	Yds	Int	Yds	PD	FF	FR	SpT
09/12	at Miami	S	9	9	0	1.0	3.0	-	-	1	-	-	1
09/18	San Diego	S	5	4	1	-	-	-	-	-	-	-	-
09/25	at Buffalo												
10/02	at Oakland	S	3	1	2	-	-	1	0	1	-	-	-
10/09	New York Jets	S	9	3	6	-	-	-	-	-	-	-	-
10/16	Dallas	S	12	6	6	-	-	-	-	-	-	-	-
10/30	at Pittsburgh	S	15	10	5	-	-	-	1	-	-	-	1
11/06	New York Giants	S	7	5	2	-	-	-	1	-	-	-	-
11/13	at New York Jets												
11/21	Kansas City												
11/27	at Philadelphia												
12/04	Indianapolis												
12/11	at Washington												
12/18	at Denver												
12/24	Miami												
01/02	Buffalo	S	7	1	6	-	-	-	-	-	-	-	-

<b>2011 Totals</b>	<b>8/8</b>	<b>67</b>	<b>39</b>	<b>28</b>	<b>1.0</b>	<b>3.0</b>	<b>1</b>	<b>0</b>	<b>4</b>	<b>0</b>	<b>0</b>	<b>0</b>	<b>2</b>
--------------------	------------	-----------	-----------	-----------	------------	------------	----------	----------	----------	----------	----------	----------	----------

01/14	Denver	S	4	1	3	-	-	-	-	-	-	-	-
01/22	Baltimore	S	5	2	3	-	-	-	-	-	-	-	-
02/05	New York Giants	S	6	2	4	-	-	-	1	-	-	-	-

<b>2011 Postseason</b>	<b>3/3</b>	<b>15</b>	<b>5</b>	<b>10</b>	<b>0.0</b>	<b>0.0</b>	<b>0</b>	<b>0</b>	<b>1</b>	<b>0</b>	<b>0</b>	<b>0</b>	<b>0</b>
------------------------	------------	-----------	----------	-----------	------------	------------	----------	----------	----------	----------	----------	----------	----------

2012	Opponent	P/S	TT	UT	A	S	Yds	Int	Yds	PD	FF	FR	SpT
09/09	at Tennessee	S	5	4	1	-	-	-	-	-	-	-	-
09/16	Arizona	S	6	3	3	-	-	-	1	-	-	-	-
09/23	at Baltimore	S	5	3	2	-	-	-	-	-	-	-	1
09/30	at Buffalo	S	8	3	5	-	-	-	1	-	-	-	-
10/07	Denver	S	7	3	4	-	-	-	-	-	-	-	-
10/14	at Seattle	S	4	3	1	-	-	-	-	-	-	-	-
10/21	N.Y. Jets												
10/28	at St. Louis												
11/11	Buffalo												
11/18	Indianapolis												
11/22	at N.Y. Jets	p	4	3	1	-	-	-	-	-	-	-	-
12/02	at Miami	p	0	0	0	-	-	-	-	-	-	-	-
12/10	Houston	p	2	1	1	-	-	-	-	-	-	-	-
12/16	San Francisco	p	2	1	1	-	-	-	-	-	-	-	1
12/23	at Jacksonville	S	7	5	2	-	2	27	2	-	-	-	-
12/30	Miami	S	3	3	0	-	-	-	1	-	-	-	-

<b>2012 Totals</b>	<b>12/8</b>	<b>53</b>	<b>32</b>	<b>21</b>	<b>0.0</b>	<b>0.0</b>	<b>2</b>	<b>27</b>	<b>5</b>	<b>0</b>	<b>0</b>	<b>0</b>	<b>2</b>
--------------------	-------------	-----------	-----------	-----------	------------	------------	----------	-----------	----------	----------	----------	----------	----------

01/13	Houston	p	0	0	0	-	-	-	-	-	-	-	-
01/20	Baltimore	p	0	0	0	-	-	-	-	-	-	-	-

<b>2012 Postseason</b>	<b>2/0</b>	<b>0</b>	<b>0</b>	<b>0</b>	<b>0.0</b>	<b>0.0</b>	<b>0</b>	<b>0</b>	<b>0</b>	<b>0</b>	<b>0</b>	<b>0</b>	<b>0</b>
------------------------	------------	----------	----------	----------	------------	------------	----------	----------	----------	----------	----------	----------	----------

2013	Opponent	P/S	TT	UT	A	S	Yds	Int	Yds	PD	FF	FR	SpT
09/09	at Washington	S	7	3	4	-	-	-	-	-	-	-	-
09/15	San Diego	S	7	5	2	-	-	-	-	-	-	-	-
09/19	Kansas City	S	9	4	5	-	-	-	-	-	-	-	-
09/29	at Denver												
10/06	at N.Y. Giants												
10/13	at Tampa Bay	S	3	2	1	-	-	-	1	-	-	-	-
10/20	Dallas												
10/27	N.Y. Giants												
11/03	at Oakland	p	3	2	1	-	-	-	1	-	-	-	-
11/10	at Green Bay	p	3	2	1	-	-	-	2	-	-	-	-
11/17	Washington	S	8	5	3	-	-	-	-	-	-	-	-
12/01	Arizona	S	1	0	1	-	-	-	1	-	-	-	-
12/08	Detroit	S	4	3	1	-	-	-	-	-	-	-	1
12/15	at Minnesota	S	6	5	1	-	-	-	-	-	-	-	-
12/22	Chicago	S	2	2	0	-	-	-	1	-	-	-	-
12/29	at Dallas	S	5	4	1	-	-	-	1	-	-	-	-

<b>2013 Totals</b>	<b>12/10</b>	<b>56</b>	<b>36</b>	<b>20</b>	<b>0.0</b>	<b>0.0</b>	<b>0</b>	<b>0</b>	<b>7</b>	<b>0</b>	<b>1</b>	<b>0</b>	<b>0</b>
--------------------	--------------	-----------	-----------	-----------	------------	------------	----------	----------	----------	----------	----------	----------	----------

01/20	New Orleans	S	4	3	1	-	-	-	-	-	-	-	-
-------	-------------	---	---	---	---	---	---	---	---	---	---	---	---

<b>2013 Postseason</b>	<b>2/0</b>	<b>4</b>	<b>3</b>	<b>1</b>	<b>0.0</b>	<b>0.0</b>	<b>0</b>	<b>0</b>	<b>0</b>	<b>0</b>	<b>0</b>	<b>0</b>	<b>0</b>
------------------------	------------	----------	----------	----------	------------	------------	----------	----------	----------	----------	----------	----------	----------

2014	Opponent	P/S	TT	UT	A	S	Yds	Int	Yds	PD	FF	FR	SpT
09/07	at Miami	S	8	4	4	-	-	-	-	-	-	-	-
09/14	at Minnesota	S	3	2	1	-	-	-	-	-	-	-	-
09/21	Oakland	S	2	1	1	-	-	-	1	-	-	-	-
09/29	at Kansas City	S	2	2	0	-	-	-	-	-	-	-	-
10/05	Cincinnati	S	6	4	2	-	-	-	-	-	-	-	-
10/12	at Buffalo	S	9	5	4	-	-	-	-	-	-	-	-
10/16	N.Y. Jets	S	8	4	4	-	-	-	-	-	-	-	-
10/26	Chicago	S	6	3	3	-	-	-	-	-	-	-	-
11/02	Denver	S	8	6	2	-	-	-	3	-	-	-	-
11/16	at Indianapolis	S	2	1	1	-	-	-	-	-	-	-	-
11/23	Detroit	S	6	4	2	-	-	-	1	-	-	-	-
11/30	at Green Bay	S	11	8	3	-	-	-	-	-	-	-	-
12/07	at San Diego	S	1	1	0	-	-	-	-	-	-	-	-
12/14	Miami	p	10	5	5	-	1	10	2	-	-	-	-
12/21	at N.Y. Jets	S	5	3	2	-	-	-	-	-	-	-	-
12/28	Buffalo	S	2	1	1	-	-	-	-	-	-	-	-

<b>2014 Totals</b>	<b>16/16</b>	<b>89</b>	<b>54</b>	<b>35</b>	<b>0.0</b>	<b>0.0</b>	<b>1</b>	<b>10</b>	<b>7</b>	<b>0</b>	<b>0</b>	<b>0</b>	<b>0</b>
--------------------	--------------	-----------	-----------	-----------	------------	------------	----------	-----------	----------	----------	----------	----------	----------

01/10	Baltimore	S	7	5	2	-	-	-	-	-	-	-	-
01/18	Indianapolis	S	2	2	0	-	-	-	-	-	-	-	-
02/01	Seattle	S	1	1	0	-	-	-	-	-	-	-	-

<b>2014 Postseason</b>	<b>3/3</b>	<b>10</b>	<b>8</b>	<b>2</b>	<b>0.0</b>	<b>0.0</b>	<b>0</b>	<b>0</b>	<b>0</b>	<b>0</b>	<b>0</b>	<b>0</b>	<b>0</b>
------------------------	------------	-----------	----------	----------	------------	------------	----------	----------	----------	----------	----------	----------	----------



# JUSTIN COLEMAN



22

HT: 5-11 WT: 185

Born: 3/27/1993 Exp. (NFL/Patriots): Rookie

GP/GS: 10/2 (1/0) Acq: FA-15

College: Tennessee Hometown: Brunswick, Ga.

C O R N E R B A C K

## CAREER TRANSACTIONS

Justin Coleman was signed by the New England Patriots from the Seattle practice squad on Sept. 9, 2015 ... Originally signed by Minnesota as a rookie free agent (5/6/15) ... Released by Minnesota (8/30/15) ... Signed by the Patriots (9/4/15) ... Released by the Patriots (9/5/15) ... Signed by Seattle to the practice squad (9/8/15).

## SEASONAL REVIEWS

### 2015 (10/2, 1/0)

- ★ ★ Appeared in his first NFL postseason game and recorded three solo tackles and broke up an Alex Smith pass intended for Chris Conley on third down in the red zone during the third quarter of the playoff victory vs. Kansas City (1/16).
- ★ Was inactive at Miami (1/3).
- ★ Played in nickel situations and recorded one solo tackle at N.Y. Jets (12/27).
- ★ Took snaps on defense and contributed on special teams in the win vs. Tennessee (12/20).
- ★ Returned to action after missing three games due to an injury and contributed on special teams in the win at Houston (12/13).
- ★ Was inactive vs. Philadelphia (12/6).
- ★ Was inactive at Denver (11/29).
- ★ Was inactive in the win vs. Buffalo (11/23).
- ★ Played in nickel situations and recorded four tackles, three solo, one pass breakup and recovered a Eli Manning fumble forced by Chandler Jones in the second quarter of the win at N.Y. Giants (11/15).
- ★ Started in the Patriots nickel defense and recorded three solo tackles and broke up two passes, including a deep throw intended for DeSean Jackson in first quarter of the win vs. Washington (11/8).

★ Made his first NFL start in the nickel package and posted five solo tackles and one pass defended, breaking up a pass intended for Kenny Stills in the third quarter of the win vs. Miami (10/29).

★ Played in nickel situations, posting three tackles in the win vs. N.Y. Jets (10/25).

★ Played in nickel situations, posting one tackle in the win at Indianapolis (10/18).

★ Recorded one solo tackle in the win at Dallas (10/11).

★ Made his NFL debut on defense and special teams in the win vs. Jacksonville. Registered three tackles on defense, two solo.

★ Was inactive in the win at Buffalo (9/20).

★ Originally signed with Minnesota as a rookie free agent and was released at the end of training camp.

★ Signed with New England (9/4/15) but was released on the final cuts and signed to the Seattle practice squad before being signed to the Patriots 53-man roster (9/9/15).

## COLLEGE

★ Started 38-of 50 games he appeared in at Tennessee and compiled five interceptions in his collegiate career.

★ As a senior in 2014, ties for fourth in the SEC with four interceptions.

★ Became the first true freshman DB to start for the Vols since Eric Berry.

## PERSONAL

★ Born March 27, 1993


★ Participated in track and field in addition to football in high school.

## JUSTIN COLEMAN

Pos: CB Ht: 5-11 Wt: 185 Year: Rookie Acq: FA-15 College: Tennessee Born: 3/27/93

REGULAR SEASON			TACKLES					INTERCEPTIONS					MISCELLANEOUS					
Year	Team	G/S	TT	UT	A	S	Yds	No	Yds	Avg	Lg	TD	PD	FF	FR	Yds	TD	SpT
2015	Patriots	10/2	21	18	3	0.0	0.0	0	0	0.0	0	0	5	0	1	0	0	0
Totals – 1 Year		10/2	21	18	3	0.0	0.0	0	0	0.0	0	0	5	0	1	0	0	0
POSTSEASON			TACKLES					INTERCEPTIONS					MISCELLANEOUS					
Year	Team	G/S	TT	UT	A	S	Yds	No	Yds	Avg	Lg	TD	PD	FF	FR	Yds	TD	SpT
2015	Patriots	1/0	3	3	0	0.0	0.0	0	0	0.0	0	0	1	0	0	0	0	0
Totals – 1 Year		1/0	3	3	0	0.0	0.0	0	0	0.0	0	0	1	0	0	0	0	0





# JAMIE COLLINS



# 91

HT: 6-3 WT: 250

Born: 10/20/1989 Exp. (NFL/Patriots): 3/3

GP/GS (Playoffs): 43/35 (6/6) Acq: D2a-13 (52nd)

College: Southern Mississippi Hometown: McCall Creek, Miss.

PRO BOWLS: SUPER BOWLS

LINEBACKER



## CAREER TRANSACTIONS

Jamie Collins was drafted by the New England Patriots in the second round (52nd overall) of the 2013 NFL Draft.

## SEASONAL REVIEWS

### 2015 (12/12, 1/1)

★ Recorded six tackles, two solo, before leaving the game with an injury in the third quarter of the playoff victory vs. Kansas City (1/16).

★ Recorded six tackles, five solo, and two passes defended at Miami (1/3).

★ Recorded eight tackles, six solo, recovered a Jets fumble forced by Jabaal Sheard and returned it 14-yard for the first touchdown of his career in the third quarter and forced a fumble, his fifth of the season, in the fourth quarter vs. N.Y. Jets (12/27).

★ Recorded eight tackles, four solo, one pass defended, sacked Marcus Mariota on third down in the second quarter for an eight yard loss and picked off Zach Mettenberger in the fourth quarter and returned it for 51 yards, which gave the Patriots possession at the Titan's 16-yard line, setting up a Gostkowski field goal.

★ Recorded six tackles, four solo, and one pass defended in the win at Houston (12/13).

★ Returned to action and started at linebacker vs. Philadelphia (12/6). Recorded 11 tackles, nine solo, broke up one pass and forced an Eagles fumble with 1:13 remaining in the fourth quarter that gave the Patriots a final chance at a game-tying drive.

★ Was inactive due to an illness at Denver (11/29).

★ Was inactive due to an illness in the win vs. Buffalo (11/23).

★ Was inactive due to an illness in the win at N.Y. Giants (11/15).

★ Was inactive due to an illness in the win vs. Washington (11/8).

★ Posted three tackles, including one where he teamed up with Patrick Chung to stop Miami receiver Jarvis Landry for no gain deep in Miami territory setting the stage for a Miami sack on the next play that gave the Patriots a 9-0 lead.

★ Led the team with 11 tackles and added a 12-yard sack on Ryan Fitzpatrick in the win vs. N.Y. Jets (10/25). Collins also teamed up with Patrick Chung to stop Jets running back Chris Ivory for a 4-yard loss on the game's first play from scrimmage.

★ Recorded six tackles, four solo and one pass defended in the win at Indianapolis (10/18). Also contributed on special teams, leaping over Colts snapper Matt Overton and guard Todd Herremans to block an extra point on the last Indianapolis drive of the game. The play marks the second blocked kick of Collins career and the first blocked extra point attempt since Vince Wilfork blocked a PAT at Oakland on 12/14/08

★ Recorded 11 tackles, nine solo, and forced a fourth

## EXTRA POINTS

★ The road to the NFL was anything but easy for linebacker and 2013 second-round draft pick Jamie Collins. The youngest of five siblings growing up in Quentin, Miss., Collins lost both of his parents when he was six years old and was raised by one of his sisters. Collins turned to football as an outlet to help him through the tough times.

"It means a lot. It's my living," Collins told *The Boston Herald*. "It kept me on track." Collins' resiliency in dealing with adversity has made a lasting impact on fellow Mississippi native Stevan Ridley, who grew up 30 miles west of Meadville in Natchez, Miss., and got to know Collins through a family friend.

"What I've known about him, he really has been a strong person," Ridley told *The Herald*. "Anybody that's gone through the thing that he's gone through and still finds a way to be successful on the football field, you have to be mentally tough. That's what he's kind of done as a teammate here. He's come in here and accepted his role and done a pretty good job as a rookie."

quarter fumble in the win at Dallas (10/11). Collins has forced a fumble in each of his last three games.

★ Registered five solo tackles and sacked Blake Bortles, forcing a fumble in the second quarter of the win vs. Jacksonville (9/27). Collins now has a team-leading 3.5 sacks.

★ Recorded a career high 2.5 sacks and forced a fumble in the win at Buffalo (9/20). In addition to his sacks, totaled 11 tackles, nine solo, and one forced fumble.

★ Is a starter at linebacker and has totaled 15 tackles, 12 solo, through the first two weeks of the season.

### 2014 (15/15, 3/3)

★ Started all 15 regular-season games he played in and finished with a team-high 109 tackles, four sacks, two interceptions, three passes defended, four forced fumbles, two fumble recoveries and one special teams tackle.

★ Started all three playoff games and led the defense with 23 tackles, one interception and three passes defended.

★ Was inactive at Minnesota (9/14) due to injury.

- ★ Led the team with four double-digit tackle performances in the regular season.
- ★ Started at linebacker in the season opener at Miami (9/7), recording eight tackles and one pass defended. Also forced a first-quarter fumble in Dolphins territory that was recovered by Jerod Mayo and led to a Patriots field goal.
- ★ Started at linebacker and posted three tackles vs. Cincinnati (10/5). Recovered a fumble forced by Darrelle Revis in the second quarter, leading to a Patriots field goal.
- ★ Recorded his first career regular-season interception at Buffalo (10/12), which led to a Patriots touchdown. Also made four tackles.
- ★ Tied for the team high with 13 tackles in the win vs. N.Y. Jets (10/16).
- ★ Led the defense with 10 tackles in the win vs. Chicago (10/26).
- ★ Played every defensive snap in the win vs. Denver (11/2), leading the team with 10 tackles.
- ★ Played every defensive snap at Green Bay (11/30), finishing with a game-high 13 tackles and his first career regular-season sack, forcing a fumble recovered by the Packers.
- ★ Played every defensive snap and wore the green dot communication device for the first time in his NFL career in place of injured Dont'a Hightower in the win at San Diego (12/7), finishing with a game-high nine tackles and two sacks. It was his first career two-sack game.
- ★ Blocked a Caleb Sturgis 41-yard field goal attempt that was returned 62 yards for a touchdown by Kyle Arrington in the win vs. Miami (12/14). Also played every defensive snap, finishing with five tackles.
- ★ Played every defensive snap, posted eight tackles and recorded his second career regular-season interception when he picked off Geno Smith in the third quarter of the win at N.Y. Jets (12/21).
- ★ Posted five tackles and forced and recovered a fumble on a six-yard sack vs. Buffalo (12/28).
- ★ Led the team with 11 tackles in the AFC Divisional win vs. Baltimore (1/10) and defended two passes.
- ★ Led the team with four tackles in the AFC Championship win vs. Indianapolis (1/18) and intercepted Andrew Luck and returned it 25 yards. It was his second career postseason pick, both of which came off Luck.
- ★ Started at linebacker and played every defensive snap in the Super Bowl XLIX win vs. Seattle (2/1), finishing with a team-high eight tackles.
- eight and finished with 38 tackles, four passes defended, one fumble recovery on special teams and 11 special teams tackles.
- ★ Started both playoff contests and compiled 13 tackles, one sack, one interception and defended two passes.
- ★ Moved into starting linebacker role after Jerod Mayo was placed on injured reserve midseason.
- ★ Played in his first NFL game, appearing mostly on special teams, at Buffalo (9/8).
- ★ Made two special teams tackles and recovered his first career fumble vs. New Orleans (10/13). Collins jumped on the loose ball during the kickoff on the final play of the game to seal the win for the Patriots.
- ★ Made his first career start at linebacker at N.Y. Jets (10/20) and registered five tackles on defense and one special teams tackle.
- ★ Started at linebacker and registered a career-high nine tackles vs. Denver (11/24).
- ★ Started in his first playoff game vs. Indianapolis (1/11) and registered six tackles, his first career sack and a his first career interception and returned it 20 yards to set up a Patriots touchdown.

## COLLEGE

- ★ His 21 career sacks are the fifth-best total in school history.
- ★ Collins appeared in 52 games for Southern Mississippi, starting 34 contests.
- ★ Recorded 314 tackles (196 solos) with 21 sacks for minus 150 yards, 45 stops for losses totaling 226 yards and 15 quarterback pressures.
- ★ Forced seven fumbles and recovered three others, as he returned two for a total of 29 yards, including a 16-yard touchdown.
- ★ Registered three interceptions, returning two for touchdowns and had 18 passes defended.
- ★ Began his collegiate career playing 13 games at safety as a freshman, before converting to linebacker.

## PERSONAL

- ★ Born Oct. 20, 1989.
- ★ Attended Franklin County (Miss.) High School, where he first played as a quarterback, receiver and safety before concluding his career as a quarterback and outside linebacker.
- ★ Majored in interdisciplinary studies, with an emphasis in industrial engineering technology.
- ★ Jamie has a son, Jamie Collins, Jr.

## 2013 (16/8, 2/2)

- ★ Appeared in all 16 regular-season games, starting

# JAMIE COLLINS

Pos: LB Ht: 6-3 Wt: 250 Year: 3rd Acq: D2a-13 (52nd) College: Southern Mississippi Born: 10/20/89

REGULAR SEASON			TACKLES					INTERCEPTIONS					MISCELLANEOUS					
Year	Team	G/S	TT	UT	A	S	Yds	No	Yds	Avg	Lg	TD	PD	FF	FR	Yds	TD	SpT
2013	Patriots	16/8	38	23	15	0.0	0.0	0	0	0.0	0	0	4	0	0	0	0	11
2014	Patriots	15/15	109	74	35	4.0	30.0	2	0	0.0	0	0	3	4	2	3	0	1
2015	Patriots	12/12	90	65	22	5.5	32.5	1	51	51.0	51	0	6	5	1	14t	1	0
Totals – 3 Years		43/35	235	165	71	9.5	62.5	3	51	17.0	51	0	13	9	3	17	1	12

**Additional Statistics:** 1 Special Teams Fumble Recovery vs. New Orleans (10/13/13); 1 Blocked FG Attempt vs. Miami (12/14/14); 1 Blocked PAT at Indianapolis (10/18/15).

POSTSEASON			TACKLES					INTERCEPTIONS					MISCELLANEOUS						
Year	Team	G/S	TT	UT	A	S	Yds	No	Yds	Avg	Lg	TD	PD	FF	FR	Yds	TD	SpT	
2013	Patriots	2/2	13	9	4	1.0	8.0	1	20	20.0	20	0	2	0	0	0	0	0	
2014	Patriots	3/3	23	17	6	0.0	0.0	1	25	25.0	25	0	3	0	0	0	0	0	
2015	Patriots	1/1	3	3	0	0.0	0.0	0	0	0.0	0	0	0	0	0	0	0	0	
Totals – 3 Years		6/6	39	29	10	1.0	8.0	2	45	22.5	45	0	5	0	0	0	0	0	

## COLLINS'S CAREER GAME-BY-GAME

2013	Opponent	P/S	TT	UT	A	S	Yds	Int	Yds	PD	FF	FR	SpT	2014	Opponent	P/S	TT	UT	A	S	Yds	Int	Yds	PD	FF	FR	SpT
09/08	at Buffalo	p	0	0	0	-	-	-	-	-	-	-	-	09/07	at Miami	s	8	6	2	-	-	-	-	1	1	-	1
09/12	N.Y. Jets	p	0	0	0	-	-	-	-	-	-	-	-	09/14	at Minnesota						Inactive	-	-	-	-	-	-
09/22	Tampa Bay	p	2	1	1	-	-	-	-	-	-	-	-	09/21	Oakland	s	4	2	2	-	-	-	-	-	-	-	-
09/29	at Atlanta	p	2	2	0	-	-	-	-	-	-	-	-	09/29	at Kansas City	s	7	7	0	-	-	-	-	-	-	-	-
10/06	at Cincinnati	p	0	0	0	-	-	-	-	-	-	-	-	10/05	Cincinnati	s	3	3	0	-	-	-	-	-	-	1	-
10/13	New Orleans	p	0	0	0	-	-	-	-	-	-	1	2	10/12	at Buffalo	s	4	2	2	-	-	1	0	1	-	-	
10/20	at N.Y. Jets	s	5	2	3	-	-	-	-	-	-	-	1	10/16	N.Y. Jets	s	13	7	6	-	-	-	-	-	-	-	
10/27	Miami	s	2	1	1	-	-	-	-	-	-	2	-	10/26	Chicago	s	10	7	3	-	-	-	-	-	-	-	
11/03	Pittsburgh	p	0	0	0	-	-	-	-	-	-	-	-	11/02	Denver	s	10	9	1	-	-	-	-	1	-	-	
11/18	at Carolina	p	0	0	0	-	-	-	-	-	-	-	1	11/16	at Indianapolis	s	8	3	5	-	-	-	-	-	-	-	
11/24	Denver	s	9	6	3	-	-	-	-	-	-	-	-	11/23	Detroit	s	2	1	1	-	-	-	-	-	-	-	
12/01	at Houston	s	1	1	0	-	-	-	-	-	-	-	-	11/30	at Green Bay	s	13	7	6	1.0	6.0	-	-	1	-	-	
12/08	Cleveland	s	7	4	3	-	-	-	-	1	-	2	-	12/07	at San Diego	s	9	8	1	2.0	18.0	-	-	-	-	-	
12/15	at Miami	s	5	3	2	-	-	-	-	1	-	-	-	12/14	Miami	s	5	4	1	-	-	-	-	-	-	-	
12/22	at Baltimore	s	3	2	1	-	-	-	-	2	-	1	-	12/21	at N.Y. Jets	s	8	5	3	-	-	1	0	1	-	-	
12/29	Buffalo	s	2	1	1	-	-	-	-	-	-	1	-	12/28	Buffalo	s	5	3	2	1.0	6.0	-	-	1	1	-	
2013 Totals		16/8	38	23	15	0.0	0.0	0	0	4	0	0	11	2014 Totals		15/15	109	74	35	4.0	30.0	2	0	3	4	2	1
01/11	Indianapolis	s	6	3	3	1.0	8.0	1	20	1	-	-	-	01/10	Baltimore	s	11	8	3	-	-	-	2	-	-	-	
01/19	at Denver	s	7	6	1	-	-	-	-	1	-	-	-	01/18	Indianapolis	s	4	3	1	-	-	1	25	1	-	-	
2013 Postseason		2/2	13	9	4	1.0	8.0	1	20	2	0	0	0	02/01	Seattle	s	8	6	2	-	-	-	-	-	-	-	
														2014 Postseason		3/3	23	17	6	0.0	0.0	1	25	3	0	0	0

PLAYERS



# AJ DERBY



# 86

HT: 6-5 WT: 255

Born: 9/20/1991 Exp. (NFL/Patriots): Rookie  
GP/GS (Playoffs): 0/0 (0/0) Acq: D6b-15 (202nd)  
College: Arkansas Hometown: Iowa City, Iowa

TIGHT END

## CAREER TRANSACTIONS

AJ Derby was drafted by the New England Patriots in the sixth round (202nd overall) of the 2015 NFL Draft.

## SEASONAL REVIEWS

### 2015 (0/0)

★ Suffered an injury during training camp and was placed on season-ending Injured Reserve.

## COLLEGE

★ Played most of his college career as a quarterback before converting to a tight end before his senior season, when he registered 22 receptions for 303 yards and three touchdowns.

★ Five-year collegiate career began with two seasons at Iowa (2010-11) before transferring to Coffeyville Community College (Kan.) as a sophomore in 2012 and eventually landing at Arkansas for his final two seasons (2013-14).

## PERSONAL

★ Earned first-team all-state honors following his junior and senior seasons, leading his team to a state championship as a senior. Completed 98-of-187 passes for 1,820 yards and 23 touchdowns while adding 752 yards rushing on 142 attempts.

★ Completed 77-of-136 passes for 1,197 yards and 11 touchdowns and rushed 168 times for 1,064 yards and 13 touchdowns as a junior.

★ Also played basketball and baseball, helping the team win a state title as a sophomore.

★ Father lettered at Iowa from 1988-91 and played in the NFL for the Detroit Lions. Also went to training camp with the Browns in 1993 under Head Coach Bill Belichick.

★ Brother, Zach, lettered at Iowa from 2010-11.

★ Uncle, Glenn, played at Wisconsin and was an offensive lineman for the New Orleans Saints from 1989-90.

★ Graduated from Arkansas with a degree in economics.



# JAMES DEVELIN



# 46

HT: 6-3 WT: 255

Born: 7/23/1988 Exp. (NFL/Patriots): 3/4

GP/GS (Playoffs): 33/10 (5/2) Acq: FA-12

College: Brown Hometown: Gilbertsville, Pa.

SUPER BOWLS:

**F U L L B A C K**



## CAREER TRANSACTIONS

James Develin was signed by the New England Patriots as a free agent on Sept. 6, 2013 ... Originally signed by Cincinnati to the practice squad (11/30/10) ... Released by Cincinnati (9/3/11) ... Signed by Cincinnati to the practice squad (9/4/11) ... Released by Cincinnati (8/31/12) ... Signed by New England to the practice squad (9/1/12) ... Signed by New England to the 53-man roster from the practice squad (11/28/12) ... Released by New England (12/24/12) ... Signed by New England to the practice squad (12/26/12) ... Released by New England (9/2/13).

## CAREER HIGHLIGHTS

- ★ Played his entire college career as a defensive lineman before converting to offense.
- ★ Began his professional career with the Florida Tuskers of the UFL and helped Florida reach the league championship game under head coach Jay Gruden, who is now the head coach for the Washington Redskins.
- ★ Spent part of 2010 and all of 2011 on the Cincinnati practice squad and most of 2012 on New England practice squad.

## SEASONAL REVIEWS

### 2015 (0/0)

- ★ Suffered a leg injury during the preseason game at Carolina (8/28) and was placed on season-ending Injured Reserve.

### 2014 (16/4, 3/0)

- ★ Played in all 16 regular-season games with four starts and rushed three times for five yards. Also caught six passes for 43 yards.
- ★ Appeared as a reserve in all three playoff contests and caught two passes for seven yards and a touchdown.
- ★ Played a season-high 30 snaps in the win at Indianapolis (11/16), helping pave the way for 246 rushing yards.
- ★ Scored his second NFL touchdown and his first ever postseason touchdown on a one-yard pass from Tom Brady in the AFC Championship Game win vs. Indianapolis (1/18). The score also marked Develin's first career TD reception - regular or postseason.
- ★ Posted one reception for six yards in the Super Bowl XLIX win vs. Seattle (2/1). Also had his first career kickoff return for five yards.

### 2013 (16/6, 2/2)

- ★ Played all 16 regular-season games and made six starts. Compiled four rushes for 10 yards and a touchdown and caught four passes for 62 yards.

## EXTRA POINTS

★ An Ivy League defensive lineman standout at Brown, James Develin graduated in 2010 with a degree in chemical engineering and began lining up interviews with companies he felt might be best suited for the technical skills. However, Develin wanted to give football one last shot, and play in the NFL.

"Football is something that is not around your entire life," Develin told *The Boston Globe*. "I knew if I didn't give it my best shot to play football as a career, that I'd always regret it." Develin made the most of his opportunity by switching positions to fullback. Following stints in the Arena Football League and the now defunct United Football League, Develin caught on with the Cincinnati Bengals practice squad and eventually worked his way to the Patriots 53-man roster full-time in 2013.

- ★ Started both playoff games and rushed once for 0 yards.
- ★ Made the 53-man roster out of training camp, was released before the regular season started and was re-signed prior to the season opener.
- ★ Started the first game of his career at Buffalo (9/8).
- ★ Started at fullback and caught his first career pass, a 4-yard reception vs. N.Y. Jets (9/12).
- ★ Compiled the first two rushes of his career for four yards and the first touchdown of his NFL career at Houston (12/1). Develin plunged into the end zone on a multiple-effort carry on the goal line in the third quarter. Also caught one pass for 12 yards.
- ★ Hauled in a career-long 31-yard reception vs. Cleveland (12/8).
- ★ Made his first career playoff start vs. Indianapolis (1/11) and had one carry for 0 yards.

### 2012 (1/0, 0/0)

- ★ Spent the majority of the season on the practice squad and four weeks on the 53-man roster.
- ★ Appeared in his first NFL game on special teams in the loss vs. San Francisco (12/16).
- ★ Was inactive at Jacksonville (12/23), vs. Houston (12/10) and at Miami (12/2).



## 2011 (0/0 – Cincinnati)

★ Spent the regular and postseason as a member of the practice squad.

## 2010 (0/0 – Cincinnati)

★ Joined the practice squad for the final five games of the season after playing for the Florida Tuskers in the United Football League and the Oklahoma City Yard Dawgz of the Arena Football League.

## COLLEGE

★ Played four seasons on the defensive line at Brown.  
★ Recorded 53 total tackles, one interception, two fumble recoveries and led the team with five sacks and

16 tackles for loss as a senior.

★ As a junior, posted 34 tackles, three sacks and 9½ tackles for loss.

## PERSONAL

★ Attended Boyertown Area Senior High School (Gilbertsville, Pa.), where he lettered in football and lacrosse.

★ Named a football team captain and team MVP.

★ Was named first-team all-area and all-county.

★ Majored in engineering at Brown.

★ Married to wife, Jennifer.

## JAMES DEVELIN

Pos: FB Ht: 6-3 Wt: 255 Year: 3rd Acq: FA-12 College: Brown Born: 7/23/88

REGULAR SEASON			RUSHING					RECEIVING				
Year	Team	G/S	No	Yds	Avg	Lg	TD	No	Yds	Avg	Lg	TD
2010	Bengals		Practice Squad									
2011	Benglas		Practice Squad									
2012	Patriots	1/0	0	0	0.0	0	0	0	0	0.0	0	0
2013	Patriots	16/6	4	10	2.5	4	1	4	62	15.5	31	0
2014	Patriots	16/4	3	5	1.7	5	0	6	43	7.2	13	0
2015	Patriots		Injured Reserve									
Totals – 3 Years		33/10	7	15	2.1	5	1	10	105	10.5	31	0
POSTSEASON			RUSHING					RECEIVING				
Year	Team	G/S	No	Yds	Avg	Lg	TD	No	Yds	Avg	Lg	TD
2013	Patriots	2/2	1	0	0.0	0	0	0	0	0.0	0	0
2014	Patriots	3/0	0	0	0.0	0	0	2	7	3.5	6	1
Totals – 2 Years		5/2	1	0	0.0	0	0	2	7	3.5	6	1
Additional Statistics: 1 Kickoff Return for 5 yards vs. Seattle (2/1/15).												

Additional Statistics: 1 Kickoff Return for 5 yards vs. Seattle (2/1/15).

## DEVELIN'S CAREER GAME-BY-GAME

Rushing										Receiving										01/11 Indianapolis S 1 0 0.0 0 0 - - - - -												
2012	Opponent	P/S	No	Yds	Avg	Lg	TD	No	Yds	Avg	Lg	TD	01/19 at Denver S - - - - -																			
12/2	at Miami	Inactive	-	-	-	-	-	-	-	-	-	-	2013 Postseason 2/2 1 0 0.0 0 0 0 0 0.0 0 0																			
12/10	Houston	Inactive	-	-	-	-	-	-	-	-	-	-	Rushing										Receiving									
12/16	San Francisco	p	-	-	-	-	-	-	-	-	-	-	2014	Opponent	P/S	No	Yds	Avg	Lg	TD	No	Yds	Avg	Lg	TD							
12/23	at Jacksonville	Released 12/24/13	-	-	-	-	-	-	-	-	-	-	09/07	at Miami	S	-	-	-	-	-	-	-	-	-	-							
12/30	Miami	Signed to practice squad 12/26/13	-	-	-	-	-	-	-	-	-	-	09/14	at Minnesota	p	-	-	-	-	-	2	17	8.5	13	0							
2012 Totals			1/0	0	0	0.0	0	0	0	0	0	0	09/21	Oakland	S	-	-	-	-	-	-	-	-	-	-							
Rushing										Receiving																						
2013	Opponent	P/S	No	Yds	Avg	Lg	TD	No	Yds	Avg	Lg	TD	09/29	at Kansas City	p	-	-	-	-	-	1	11	11.0	11	0							
09/08	at Buffalo	S	-	-	-	-	-	1	4	4.0	4	0	10/05	Cincinnati	S	2	5	2.5	5	0	1	2	2.0	2	0							
09/12	N.Y. Jets	S	-	-	-	-	-	-	-	-	-	-	10/12	at Buffalo	p	1	0	0.0	0	0	1	2	2.0	2	0							
09/22	Tampa Bay	p	-	-	-	-	-	-	-	-	-	-	10/16	N.Y. Jets	S	-	-	-	-	-	-	-	-	-	-							
09/29	at Atlanta	S	-	-	-	-	-	1	15	15.0	15	0	10/26	Chicago	p	-	-	-	-	-	2	13	6.5	10	0							
10/06	at Cincinnati	S	-	-	-	-	-	-	-	-	-	-	11/02	Denver	p	-	-	-	-	-	-	-	-	-	-							
10/13	New Orleans	p	-	-	-	-	-	-	-	-	-	-	11/16	at Indianapolis	p	-	-	-	-	-	-	-	-	-	-							
10/20	at N.Y. Jets	p	-	-	-	-	-	-	-	-	-	-	11/23	Detroit	p	-	-	-	-	-	-	-	-	-	-							
10/27	Miami	p	-	-	-	-	-	-	-	-	-	-	11/30	Green Bay	p	-	-	-	-	-	-	-	-	-	-							
11/03	Pittsburgh	p	-	-	-	-	-	-	-	-	-	-	12/07	at San Diego	p	-	-	-	-	-	-	-	-	-	-							
11/18	at Carolina	p	-	-	-	-	-	-	-	-	-	-	12/14	Miami	p	-	-	-	-	-	-	-	-	-	-							
11/24	Denver	p	-	-	-	-	-	-	-	-	-	-	12/21	at N.Y. Jets	p	-	-	-	-	-	-	-	-	-	-							
12/01	at Houston	p	2	4	2.0	3	1	1	12	12.0	12	0	12/28	Buffalo	p	-	-	-	-	-	-	-	-	-	-							
12/08	Cleveland	p	-	-	-	-	-	1	31	31.0	31	0	2014 Totals		16/4	3	5	1.7	5	0	6	43	7.2	13	0							
12/15	at Miami	S	1	2	2.0	2	0	-	-	-	-	-	01/10	Baltimore	p	-	-	-	-	-	-	-	-	-	-							
12/22	at Baltimore	p	-	-	-	-	-	-	-	-	-	-	01/18	Indianapolis	p	-	-	-	-	-	1	1	1.0	1	1							
12/29	Buffalo	S	1	4	4.0	4	0	-	-	-	-	-	02/01	Seattle	p	-	-	-	-	-	1	6	6.0	6	0							
2013 Totals			16/6	4	10	2.5	4	1	4	62	15.5	31	0	2014 Postseason		3/0	0	0	0.0	0	0	2	7	3.5	6	1						



# AARON DOBSON



# 17

HT: 6-3 WT: 205  
Born: 7/23/1991 Exp. (NFL/Patriots): 3/3  
GP/GS (Playoffs): 24/13 (1/0) Acq: D2b-13 (59th)  
College: Marshall Hometown: Dunbar, W.Va.

W I D E R E C E I V E R

SUPER BOWLS:

14

## CAREER TRANSACTIONS

Aaron Dobson was drafted by the New England Patriots in the second round (59th overall) of the 2013 NFL Draft.

## SEASONAL REVIEWS

### 2015 (8/3)

- ★ Placed on injured reserve due to an ankle injury (11/26/15).
- ★ Started at wide receiver and caught one pass for 17 yards before leaving the game with an ankle injury in the second quarter.
- ★ Caught one pass for five yards in the win at N.Y. Giants (11/15).
- ★ Contributed as a reserve on offense in the in vs. Washington (11/8).
- ★ Contributed as a reserve on offense vs Miami (10/29).
- ★ Caught two passes for 18 yards in the win vs. N.Y. Jets (10/25).
- ★ Was inactive in the win at Indianapolis (10/18).
- ★ Was inactive in the win at Dallas (10/11).
- ★ Caught one pass for five yards in the win vs. Jacksonville (9/27).
- ★ Made his first start of the season and caught seven passes for 87 yards (12.4 avg.) at Buffalo (9/20).
- ★ Made his season debut as a reserve at wide receiver, catching one pass for nine yards in the win vs. Pittsburgh (9/10).

### 2014 (4/1, 0/0)

- ★ Slowed in the 2014 offseason by a foot injury and appeared in only four regular-season games with one start. Caught three passes for 38 yards before being placed on injured reserve in December.
- ★ Was inactive for seven regular-season games.
- ★ Made his season debut, starting at wide receiver in the win at Minnesota (9/14) and posted one catch for 13 yards.
- ★ Saw his first action since Week 6 at Green Bay (11/30), but left the game after suffering a hamstring injury.
- ★ Placed on injured reserve (12/4).

### 2013 (12/9, 1/0)

- ★ Played 12 regular-season games with nine starts and caught 37 passes for 519 yards and four touchdowns.
- ★ His 519 yards receiving are the most by a Patriots rookie in the Belichick era.
- ★ Recorded the team's two longest receptions - and 81-yard touchdown vs. Pittsburgh (11/3) and a 53-yard catch-and-run at Cincinnati (10/6).
- ★ Appeared as a reserve in the AFC Championship Game and caught two passes for 33 yards.
- ★ Was inactive for the season opener at Buffalo (9/8), at

## EXTRA POINTS

★ Coming out of high school, Aaron Dobson was choosing between two paths - football or basketball. Dobson was recruited to play hoops at Northeastern. He even visited the campus on a recruiting trip.

"I went up there and visited Northeastern coming out of high school actually, visited the basketball team," Dobson said. "I actually liked Boston, liked it up there, liked the school. But I just ended up leaning toward Marshall for football."

Houston (12/1), vs. Cleveland (12/8), at Miami (12/15) and the Divisional Playoff vs. Indianapolis (1/11) due to injury.

★ Caught a 39-yard touchdown pass on his first NFL play vs. N.Y. Jets (9/12). Finished with three receptions for 56 yards and the score.

★ Made his first NFL start and caught seven passes for 52 yards vs. Tampa Bay (9/22).

★ Caught two passes for 49 yards at Cincinnati (10/6), including a career-long 53-yard reception in the fourth quarter that led to a field goal.

★ Caught six passes for 63 yards vs. New Orleans (10/13), including a 6-yard reception on the game-winning drive in which Dobson efforted to get out of bounds to stop the clock.

★ Caught five passes for a career-high 130 yards and two touchdowns vs. Pittsburgh (11/3), including an 81-yard score in the fourth quarter to put the game out of reach. The 81-yard reception was the longest of any Patriot on the season.

## COLLEGE

- ★ Started 36-of-47 games played in for Marshall.
- ★ Finished college career ranked 10th on the school all-time-record list with 165 receptions.
- ★ Finished his career ninth in school history with 2,398 yards receiving.
- ★ His 24 touchdown catches tied Troy Brown (1991-92) for fourth on the Thundering Herd's all-time record chart.
- ★ Produced seven 100-yard receiving performances.
- ★ Saw brief action on defense and special teams, where he recorded six tackles (three solos) and deflected one pass.

## PERSONAL

- ★ Born July 23, 1991, to Angie and Bobby Dobson.
- ★ Majored in general studies at Marshall.

# AARON DOBSON

Pos: WR Ht: 6-3 Wt: 205 Year: 3rd Acq: D2b-13 (59th) College: Marshall Born: 7/23/91

## REGULAR SEASON

## RECEIVING

Year	Team	G/S	Rec	Yds	Avg	Lg	TD
2013	Patriots	12/9	37	519	14.0	81t	4
2014	Patriots	4/1	3	38	12.7	16	0
2015	Patriots	8/3	13	141	10.8	24	0
<b>Totals - 3 Years</b>		<b>24/13</b>	<b>53</b>	<b>698</b>	<b>13.2</b>	<b>81t</b>	<b>4</b>

## POSTSEASON

## RECEIVING

Year	Team	G/S	Rec	Yds	Avg	Lg	TD
2013	Patriots	1/0	2	33	16.5	27	0
2014	Patriots		Injured Reserve				
<b>Totals - 2 Years</b>		<b>1/0</b>	<b>2</b>	<b>33</b>	<b>16.5</b>	<b>27</b>	<b>0</b>

## DOBSON'S CAREER GAME-BY-GAME

2013	Opponent	P/S	No	Yds	Avg	Lg	TD
09/08	at Buffalo	Inactive					
09/12	N.Y. Jets	p	3	56	18.7	39t	1
09/22	Tampa Bay	S	7	52	7.4	15	0
09/29	at Atlanta	p	1	10	10.0	10	0
10/06	at Cincinnati	p	2	49	24.5	53	0
10/13	New Orleans	S	6	63	10.5	20	0
10/20	at N.Y. Jets	S	3	34	11.3	14	0
10/27	Miami	S	4	60	15.0	26	0
11/03	Pittsburgh	S	5	130	26.0	81t	2
11/18	at Carolina	S	4	38	9.5	11	0
11/24	Denver	S	-	-	-	-	-
12/01	at Houston	Inactive					
12/08	Cleveland	Inactive					
12/15	at Miami	Inactive					
12/22	at Baltimore	S	1	21	21.0	21	0
12/29	Buffalo	S	1	6	6.0	6	0
<b>2013 Totals</b>	<b>12/9</b>		<b>37</b>	<b>519</b>	<b>14.0</b>	<b>81t</b>	<b>4</b>
01/11	Indianapolis	Inactive					
01/19	at Denver	p	2	33	16.5	27	0
<b>2013 Postseason</b>	<b>1/0</b>		<b>2</b>	<b>33</b>	<b>16.5</b>	<b>27</b>	<b>0</b>

2014	Opponent	P/S	No	Yds	Avg	Lg	TD
09/07	at Miami	p	Inactive				
09/14	at Minnesota	S	1	13	13.0	13	0
09/21	Oakland	Inactive					
09/29	at Kansas City	Inactive					
10/05	Cincinnati	p	1	16	16.0	16	0
10/12	at Buffalo	p	1	9	9.0	9	0
10/16	N.Y. Jets	Inactive					
10/26	Chicago	Inactive					
11/02	Denver	Inactive					
11/16	at Indianapolis	Inactive					
11/23	Detroit	Inactive					
11/30	at Green Bay	p	-	-	-	-	-
12/07	at San Diego	Placed on Injured Reserve (12/6/14)					
<b>2014 Totals</b>	<b>4/1</b>		<b>3</b>	<b>38</b>	<b>12.7</b>	<b>16</b>	<b>0</b>
<b>2014 Postseason</b>			<b>Injured Reserve</b>				



DOMINIQUE  
**EASLEY**



**99**

HT: 6-2 WT: 285  
Born: 4/28/1992 Exp. (NFL/Patriots): 2/2  
GP/GS (Playoffs): 22/3 (0/0) Acq: D1-14 (29th)  
College: Florida Hometown: Staten Island, N.Y.

SUPER BOWLS:

**D E F E N S I V E L I N E**

## PRONOUNCED DAW-min-eeek

## CAREER TRANSACTIONS

Dominique Easley was drafted by the New England Patriots in the first round (29th overall) of the 2014 NFL Draft.

## SEASONAL REVIEWS

### 2015 (11/1)

- ★ Recorded one solo tackle and sacked Brian Hoyer for an 8-yard loss on third down during the first drive of the game, forcing a Texans punt in the win at Houston (12/13), before leaving the game with an injury in the third quarter. Placed on season-ending injured reserve.
- ★ Was inactive due to injury vs. Philadelphia (12/6).
- ★ Recorded one solo tackle at Denver (11/29).
- ★ Recorded two tackles, one solo and teamed up with Rob Ninkovich to sack Tyrod Taylor for a 1-yard loss on third down in the fourth quarter of the win vs. Buffalo

(11/23).

- ★ Recorded two tackles in the win at N.Y. Giants (11/15).
- ★ Contributed at defensive tackle and took some snaps at defensive end in the win vs. Washington (11/8).
- ★ Posted three tackles, including one where he stopped running back Lamar Miller for a 1-yard loss in the win vs. Miami (10/29).
- ★ Recorded one tackle in the win vs. N.Y. Jets (10/25).
- ★ Recorded one tackle and half a sack for 5.5 yards in the win at Indianapolis (10/18).
- ★ Recorded two solo tackles in the win at Dallas (10/11).
- ★ Returned from his injury and registered two tackles in the win vs. Jacksonville (9/27). On the final play of the first half, Easley smothered Bernard Pierce for a 3-yard loss on a pass play.
- ★ Was inactive in the win at Buffalo (9/20) due to his injury.
- ★ Started at defensive tackle before leaving the game with an injury in the first quarter of the win vs. Pittsburgh

(9/10).

## 2014 (11/2, 0/0)

- ★ Played in 11 regular-season games with two starts before being placed on injured reserve in December.
- ★ Totaled nine tackles, one sack, one interception and one pass defended.
- ★ Was inactive at Buffalo (10/12), vs. Detroit (11/21) and vs. Miami (12/14) due to injury.
- ★ Placed on injured reserve (12/17).
- ★ Slowed by a knee injury suffered his senior of college, Easley made his NFL debut after sitting out all four preseason games, playing left defensive end late in the season opener at Miami (9/7).
- ★ Recorded his first NFL interception off Matt Cassel in the fourth quarter of the win at Minnesota (9/14). It was his first interception since high school.
- ★ Made his first NFL start at defensive end in the win vs. Cincinnati (10/5) and made one tackle.
- ★ Started at defensive end and tallied his first career sack on Jay Cutler in the win vs. Chicago (10/26).

## COLLEGE

- ★ Started 26-of-32 games over his four year career and finished with 81 tackles, 5½ sacks, 18 tackles for loss, one fumble recovery and one pass defended.
- ★ Voted team captain and consensus First Team All-SEC

Selection as a senior in 2013 before suffering a knee injury early in the season that would sideline him for the rest of the year.

- ★ Led the team with four sacks in 11 games as a junior in 2012.

## PERSONAL

- ★ Rated the second-best defensive tackle in the country by both Scout.com and Rivals.com during his senior campaign.
- ★ As a senior, he was credited with 53 tackles, 16 sacks, one fumble recovery and an interception he ran back for a score.
- ★ Received EA Sports All-American honors after leading Curtis High to the 2009 Public Schools Athletic League championship.
- ★ Named Most Valuable Player at the 2010 Under Armour All-American Game.
- ★ Has two sons, Dominique Earl Easley II and Arii Earl Easley, and a daughter, Raelise Emard.
- ★ Majored in general studies at Florida.

## DOMINIQUE EASLEY

Pos: DL Ht: 6-2 Wt: 285 Year: 2nd Acq: D1-14 (29th) College: Florida Born: 4/28/92

REGULAR SEASON		TACKLES						INTERCEPTIONS					MISCELLANEOUS					
Year	Team	G/S	TT	UT	A	S	Yds	No	Yds	Avg	Lg	TD	PD	FF	FR	Yds	TD	SpT
2014	Patriots	11/2	9	6	3	1.0	4.0	1	0	0.0	0	0	1	0	0	0	0	0
2015	Patriots	11/1	14	8	6	2.0	14.5	0	0	0.0	0	0	0	0	0	0	0	0
<b>Totals – 2 Years</b>		<b>22/3</b>	<b>23</b>	<b>14</b>	<b>9</b>	<b>3.0</b>	<b>18.5</b>	<b>1</b>	<b>0</b>	<b>0.0</b>	<b>0</b>	<b>0</b>	<b>1</b>	<b>0</b>	<b>0</b>	<b>0</b>	<b>0</b>	<b>0</b>
POSTSEASON		TACKLES						INTERCEPTIONS					MISCELLANEOUS					
Year	Team	G/S	TT	UT	A	S	Yds	No	Yds	Avg	Lg	TD	PD	FF	FR	Yds	TD	SpT
2014	Patriots		Injured Reserve															
<b>Totals – 1 Year</b>		<b>0/0</b>	<b>0</b>	<b>0</b>	<b>0</b>	<b>0.0</b>	<b>0.0</b>	<b>0</b>	<b>0</b>	<b>0.0</b>	<b>0</b>	<b>0</b>	<b>0</b>	<b>0</b>	<b>0</b>	<b>0</b>	<b>0</b>	<b>0</b>

## EASLEY'S CAREER GAME-BY-GAME

2014	Opponent	P/S	TT	UT	A	S	Yds	Int	Yds	PD	FF	FR	SpT	11/02	Denver	S	1	1	0	-	-	-	-	-	-
09/07 at	Miami	p	1	1	0	-	-	-	-	-	-	-	-	11/16 at	Indianapolis	p	1	1	0	-	-	-	-	-	-
09/14 at	Minnesota	p	0	0	0	-	-	1	0	1	-	-	-	11/23	Detroit					Inactive					
09/21	Oakland	p	0	0	0	-	-	-	-	-	-	-	-	11/30 at	Green Bay	p	0	0	0	-	-	-	-	-	-
09/29 at	Kansas City	p	2	2	0	-	-	-	-	-	-	-	-	12/07 at	San Diego	p	0	0	0	-	-	-	-	-	-
10/05	Cincinnati	S	1	0	1	-	-	-	-	-	-	-	-	12/14	Miami					Inactive					
10/12 at	Buffalo						Inactive							12/21 at	N.Y. Jets					Placed on Injured Reserve (12/17/14)					
10/16	N.Y. Jets	p	0	0	0	-	-	-	-	-	-	-	-	2014 Season	11/2	9	6	3	1.0	4.0	1	0	1	0	0
10/26	Chicago	p	3	1	2	1.0	4.0	-	-	-	-	-	-	2014 Postseason						Injured Reserve					



# NATE EBNER



# 43

HT: 6-0 WT: 220

Born: 12/14/1988 Exp. (NFL/Patriots): 4/4

GP/GS (Playoffs): 58/0 (8/0) Acq: D6-12 (197th)

College: Ohio State Hometown: Dublin, Ohio

SUPER BOWLS:

DEFENSIVE BACK



## CAREER TRANSACTIONS

Nate Ebner was drafted by the New England Patriots in the sixth round (197th overall) of the 2012 NFL Draft.

## SEASONAL REVIEWS

### 2015 (15/0, 1/0)

- ★ Recorded one special teams tackle in the playoff victory vs. Kansas City (1/16).
- ★ Contributed on special teams at Miami (1/3).
- ★ Contributed on special teams at N.Y. Jets (12/27).
- ★ Saw increased action on defense with injuries to Devin McCourty and Patrick Chung and contributed on special teams, recording one special teams tackle in the win vs. Tennessee (12/20).
- ★ Contributed as a reserve on defense and on special teams, posting one special teams tackle at Houston (12/13).
- ★ Contributed on special teams, posting one special teams tackle vs. Philadelphia (12/6). Ebner also kicked off twice in the game. The first was a drop-kick in the second quarter and the second was an attempted on-side kick in the fourth quarter.
- ★ Contributed on special teams, posting one special teams tackle, and played one snap at safety at Denver (11/29).
- ★ Contributed on special teams, posting two special teams tackles in the win vs. Buffalo (11/23).
- ★ Saw limited action on defense and contributed on special teams in the win at N.Y. Giants (11/15). Ebner set a key block that allowed Danny Amendola to return a Giants punt 82 yards, setting up a Patriots score.
- ★ Contributed on special teams, assisting in one special teams tackle in the win vs. Washington (11/8).
- ★ Contributed on special teams, posting two special teams tackles in the win vs. Miami (10/29).
- ★ Contributed on special teams, posting one special teams tackle in the win vs. N.Y. Jets (10/25).
- ★ Contributed on special teams, posting one special teams tackle in the win at Indianapolis (10/18).
- ★ Contributed on special teams and played one snap at safety in the win at Dallas (10/11).
- ★ Was a reserve on defense and contributed heavily on special teams in the win vs. Jacksonville (9/27).
- ★ Was inactive in with at Buffalo (9/20).
- ★ Played primarily on special teams, posting one special teams tackle in the win vs. Pittsburgh (9/10). Also saw limited action at safety.

### 2014 (12/0, 3/0)

- ★ Appeared in 12 regular-season contests and was a key special teams contributor. Tallied four tackles on defense and 11 on special teams.
- ★ Contributed on special teams in all three playoff games.
- ★ Was inactive vs. Cincinnati (10/5), at Buffalo (10/12), vs. N.Y. Jets (10/16) and vs. Chicago (10/26) due to injury.
- ★ Played on special teams and as a defensive back in the dime package in the win at Oakland (9/14), posting his

## EXTRA POINTS

★ Nate Ebner did not play football in high school, but was a very talented rugby player growing up. He was a standout on the United States U19 and U20 national teams from 2006-08 and was MVP of the Rugby World Cup in 2008 as a member of the U20 team. One year later, he walked on to the football team at Ohio State and finished his collegiate career as a scholarship player.

first two career tackles on defense.

- ★ Returned from injury to play a significant role on special teams in the win vs. Denver (11/2).

### 2013 (15/0, 2/0)

- ★ Played mainly special teams in 15 regular-season games. Registered 11 special teams tackles and two fumble recoveries on special teams.
- ★ Saw action in both playoff games.
- ★ Was inactive for the season opener at Buffalo (9/8) due to injury.
- ★ Made his first two special teams tackles of the season at Cincinnati (10/13).
- ★ Tied a career-high with four special teams tackles vs. Pittsburgh (11/3).
- ★ Recovered his first career fumble on a muffed punt in overtime vs. Denver (11/24) deep in Broncos territory that led to the game-winning field goal. Also made one special teams tackle.
- ★ Recovered his second fumble in four games after a botched field goal attempt at Miami (12/15). The turnover led to a Patriots touchdown.

### 2012 (15/0, 2/0)

- ★ Played mainly on special teams in 15 regular-season games, finishing second on the team with 17 special teams tackles. Also saw limited action in the secondary.
- ★ Appeared in both postseason contests, making one special teams tackle.
- ★ Was inactive due to injury vs. Miami (12/30).
- ★ Made his pro debut, making two special teams tackles and played in a reserve role on defense in the win at Tennessee (9/9).

## COLLEGE

- ★ A world-class rugby player who joined Ohio State as a walk-on in 2009.
- ★ Finished his career at Ohio State on scholarship.
- ★ Voted by his teammates as the team's most inspirational player and presented with the Bo-Rein Award at the end of the 2011 season.



## PERSONAL

- ★ Son of Nancy Pritchett and the late Jeff Ebner.
- ★ Majored in exercise science at Ohio State.
- ★ 2009 Big Ten all-academic.
- ★ A standout on the United States U19 and U20 national teams for rugby from 2006-08.

- ★ In 2006 at age 17, youngest player ever to play in National 7's.
- ★ MVP of the Rugby World Cup in 2008 as a member of the U20 team.
- ★ Did not play football at Hilliard Davidson High.

## NATE EBNER

Pos: DB Ht: 6-0 Wt: 220 Year: 4th Acq: D6-12 (197th) College: Ohio State Born: 12/14/88

REGULAR SEASON		TACKLES						INTERCEPTIONS					MISCELLANEOUS					
Year	Team	G/S	TT	UT	A	S	Yds	No	Yds	Avg	Lg	TD	PD	FF	FR	Yds	TD	SpT
2012	Patriots	15/0	0	0	0	0.0	0.0	0	0	0.0	0	0	0	0	0	0	0	17
2013	Patriots	15/0	0	0	0	0.0	0.0	0	0	0.0	0	0	0	0	0	0	0	11
2014	Patriots	12/0	4	4	0	0.0	0.0	0	0	0.0	0	0	0	0	0	0	0	11
2015	Patriots	15/0	0	0	0	0.0	0.0	0	0	0.0	0	0	0	0	0	0	0	10
Totals - 4 Years		57/0	4	4	0	0.0	0.0	0	0	0.0	0	0	0	0	0	0	0	49

**Additional Statistics:** 1 Special Teams Fumble Recovery vs. Denver (11/24/13).

POSTSEASON		TACKLES						INTERCEPTIONS					MISCELLANEOUS					
Year	Team	G/S	TT	UT	A	S	Yds	No	Yds	Avg	Lg	TD	PD	FF	FR	Yds	TD	SpT
2012	Patriots	2/0	0	0	0	0.0	0.0	0	0	0.0	0	0	0	0	0	0	0	1
2013	Patriots	2/0	0	0	0	0.0	0.0	0	0	0.0	0	0	0	0	0	0	0	0
2014	Patriots	3/0	0	0	0	0.0	0.0	0	0	0.0	0	0	0	0	0	0	0	0
2015	Patriots	1/0	0	0	0	0.0	0.0	0	0	0.0	0	0	0	0	0	0	0	1
Totals – 4 Years		8/0	0	0	0	0.0	0.0	0	0	0.0	0	0	0	0	0	0	0	2

## EBNER'S CAREER GAME-BY-GAME

2012	Opponent	P/S	TT	UT	A	S	Yds	Int	Yds	PD	FF	FR	SpT
09/09	at Tennessee	p	0	0	0	0.0	0.0	-	-	-	-	-	2
09/16	Arizona	p	0	0	0	-	-	-	-	-	-	-	-
09/23	at Baltimore	p	0	0	0	-	-	-	-	-	-	-	-
09/30	at Buffalo	p	0	0	0	-	-	-	-	-	-	-	1
10/07	Denver	p	0	0	0	-	-	-	-	-	-	-	-
10/14	at Seattle	p	0	0	0	-	-	-	-	-	-	-	-
10/21	N.Y. Jets	p	0	0	0	-	-	-	-	-	-	-	1
10/28	at St. Louis	p	0	0	0	-	-	-	-	-	-	-	3
11/11	Buffalo	p	0	0	0	-	-	-	-	-	-	-	1
11/18	Indianapolis	p	0	0	0	-	-	-	-	-	-	-	4
11/22	at N.Y. Jets	p	0	0	0	-	-	-	-	-	-	-	1
12/02	at Miami	p	0	0	0	-	-	-	-	-	-	-	1
12/10	Houston	p	0	0	0	-	-	-	-	-	-	-	-
12/16	San Francisco	p	0	0	0	-	-	-	-	-	-	-	1
12/23	at Jacksonville	p	0	0	0	-	-	-	-	-	-	-	2
12/30	Miami					Inactive							
<b>2012 Totals</b>		<b>15/0</b>	<b>0</b>	<b>0</b>	<b>0</b>	<b>0.0</b>	<b>0.0</b>	<b>0</b>	<b>0</b>	<b>0</b>	<b>0</b>	<b>0</b>	<b>17</b>
01/13	Houston	p	0	0	0	-	-	-	-	-	-	-	-
01/20	at Baltimore	p	0	0	0	-	-	-	-	-	-	-	1
<b>2012 Postseason</b>		<b>2/0</b>	<b>0</b>	<b>0</b>	<b>0</b>	<b>0.0</b>	<b>0.0</b>	<b>0</b>	<b>0</b>	<b>0</b>	<b>0</b>	<b>0</b>	<b>1</b>
2013	Opponent	P/S	TT	UT	A	S	Yds	Int	Yds	PD	FF	FR	SpT
09/08	at Buffalo					Inactive							
09/12	N.Y. Jets	p	0	0	0	-	-	-	-	-	-	-	-
09/22	Tampa Bay	p	0	0	0	-	-	-	-	-	-	-	-
09/29	at Atlanta	p	0	0	0	-	-	-	-	-	-	-	-
10/06	at Cincinnati	p	0	0	0	-	-	-	-	-	-	-	2
10/13	New Orleans	p	0	0	0	-	-	-	-	-	-	-	-
10/20	at N.Y. Jets	p	0	0	0	-	-	-	-	-	-	-	-
10/27	Miami	p	0	0	0	-	-	-	-	-	-	-	4
11/03	Pittsburgh	p	0	0	0	-	-	-	-	-	-	-	2
11/18	at Carolina	p	0	0	0	-	-	-	-	-	-	-	-

11/24	Denver	p	0	0	0	-	-	-	-	-	-	-	1	1
12/01 at	Houston	p	0	0	0	-	-	-	-	-	-	-	-	1
12/08	Cleveland	p	0	0	0	-	-	-	-	-	-	-	-	1
12/15 at	Miami	p	0	0	0	-	-	-	-	-	-	-	1	-
12/22 at	Baltimore	p	0	0	0	-	-	-	-	-	-	-	-	-
12/29	Buffalo	p	0	0	0	-	-	-	-	-	-	-	-	-
2013 Totals			15/0	0	0	0	0.0	0.0	0	0	0	0	2	11
01/11	Indianapolis	p	0	0	0	-	-	-	-	-	-	-	-	-
01/19 at	Denver	p	0	0	0	-	-	-	-	-	-	-	-	-
2013 Postseason			2/0	0	0	0	0.0	0.0	0	0	0	0	0	0
2014	Opponent	P/S	TT	UT	A	S	Yds	Int	Yds	PD	FF	FR	SpT	
09/07 at	Miami	p	0	0	0	-	-	-	-	-	-	-	2	-
09/14 at	Minnesota	p	0	0	0	-	-	-	-	-	-	-	2	-
09/21	Oakland	p	2	2	0	-	-	-	-	-	-	-	1	-
09/29 at	Kansas City	p	0	0	0	-	-	-	-	-	-	-	2	-
10/05	Cincinnati					Inactive								
10/12 at	Buffalo					Inactive								
10/16	N.Y. Jets					Inactive								
10/26	Chicago					Inactive								
11/02	Denver	p	0	0	0	-	-	-	-	-	-	-	-	-
11/16 at	Indianapolis	p	0	0	0	-	-	-	-	-	-	-	-	-
11/23	Detroit	p	1	1	0	-	-	-	-	-	-	-	1	-
11/30 at	Green Bay	p	0	0	0	-	-	-	-	-	-	-	-	-
12/07 at	San Diego	p	1	1	0	-	-	-	-	-	-	-	1	-
12/14	Miami	p	0	0	0	-	-	-	-	-	-	-	1	-
12/21 at	N.Y. Jets	p	0	0	0	-	-	-	-	-	-	-	-	-
12/28	Buffalo	p	0	0	0	-	-	-	-	-	-	-	-	-
2014 Season			12/0	4	4	0	0.0	0.0	0	0	1	0	0	11
01/10	Baltimore	p	0	0	0	-	-	-	-	-	-	-	-	-
01/18	Indianapolis	p	0	0	0	-	-	-	-	-	-	-	-	-
02/01	Seattle	p	0	0	0	-	-	-	-	-	-	-	-	-
2014 Postseason			3/0	0	0	0	0.0	0.0	0	0	0	0	0	0



# JULIAN EDELMAN



# 11

HT: 5-10 WT: 200

Born: 5/22/1986 Exp. (NFL/Patriots): 7/7

GP/GS (Playoffs): 88/47 (11/7) Acq: D7a-09 (232nd)

College: Kent State Hometown: Redwood City, Calif.

PRO BOWLS: 14 SUPER BOWLS: 14

W I D E R E C E I V E R

## CAREER TRANSACTIONS

Julian Edelman was re-signed by the New England Patriots as an unrestricted free agent on March 18, 2014 ... Originally drafted by New England in the seventh round (232nd overall) of the 2009 NFL Draft ... Re-signed by New England as an unrestricted free agent (4/11/13).

## CAREER HIGHLIGHTS

- ★ Caught the game-winning, three-yard touchdown pass from Tom Brady with 2:06 left to play in the fourth quarter of the Patriots' 28-24 Super Bowl XLIX win vs. Seattle (2/1).
- ★ In 2010, set a franchise record for the highest punt return average in a single-season with a 15.3-yard average, which led the AFC and finished second in the NFL behind Chicago's Devin Hester (17.1-yard return average). Also had a 15.5-yard return average in 2012 but was limited due to injury to 17 punt returns in nine games.
- ★ Set a franchise record with a 94-yard punt return for a touchdown vs. Miami (1/2/11).
- ★ Has totaled 136 punt returns for 1,634 yards during his career, a 12.0 average, tying the best in Patriots history.
- ★ Currently holds the record for most punt return touchdowns in team history with four.
- ★ Set career highs with 105 receptions for 1,056 yards and six touchdowns in 2013. Joined Wes Welker and Troy Brown as the only Patriots receivers with 100 receptions in a season and became the 10th receiver in team history with 1,000 yards receiving in a single season.
- ★ Earned his first career Pro Bowl invitation in 2014 after finishing eighth in the NFL with 92 receptions.
- ★ Joined Troy Brown and Wes Welker as the only Patriots with 90-plus receptions in consecutive seasons.
- ★ Completed a 51-yard touchdown pass to Danny Amendola in the AFC Divisional Playoff win vs. Baltimore (1/10/15), setting an NFL playoff record for the longest pass completion and touchdown pass for a non-QB. It was his first career pass attempt and the first touchdown pass by a Patriots player other than a quarterback since 2004.
- ★ Posted the longest rush by a wide receiver in franchise history - a 47-yard run in a win vs. Indianapolis (11/18/12).
- ★ Was forced into action as a defensive back due to injuries for eight games in 2011 and made 14 tackles.

## SEASONAL REVIEWS

### 2015 (9/9, 1/1)

- ★ Returned to action after missing eight weeks with a foot injury and tied his career postseason high with 10 catches for 100 yards in the playoff victory vs. Kansas City (1/16). Edelman now has two 100-yard games in

## EXTRA POINTS

- ★ Growing up as an undersized quarterback with a good arm and all kinds of athleticism, Julian Edelman had visions of being the next Doug Flutie.
  - ★ A quarterback at Kent State, he passed for 1,820 yards as a senior and added 1,551 rushing yards to break the school's single-season record for total offense set by Joshua Cribbs in 2003.
  - ★ Had an offer from the British Columbia Lions of the Canadian Football League to play quarterback but chose to switch to receiver and play in the NFL.
- "It was hard for the fact that you never played the other position [receiver], so you have a huge road ahead of you to learn something at the highest level in the world to it. But the easy part was that you didn't grow up wanting to go to the CFL. I grew up wanting to go to the NFL, having that dream," he said.

the playoffs and has caught at least eight passes his last five playoff games.

- ★ Was inactive due to a foot injury from Week 11 to Week 16 (vs. Buffalo (11/23), at Denver (11/29), vs. Philadelphia (12/6), at Houston (12/13), vs. Tennessee (12/20), at N.Y. Jets (12/27), at Miami (1/3)).
- ★ Caught four passes for 53 yards before leaving the due to a foot injury on the final play of the first quarter in the win at N.Y. Giants (11/15).
- ★ Caught five passes for 55 yards, including an 8-yard touchdown, and returned one punt for a loss of two yards in the win vs. Washington (11/8). His touchdown marks his seventh of the season - a career high for Edelman.
- ★ Posted seven receptions for 81 yards and caught two touchdowns passes for the second time in 2015 in the win vs. Miami (10/29). Edelman also contributed on special teams, returning three punts for 38 yards, including a 19-yard return that marks his longest on the season.
- ★ Caught five passes for 54 yards and returned two punts for 27 yards in the win vs. N.Y. Jets (10/25).
- ★ Caught six passes for 50 yards and a 12-yard touchdown and contributed on special teams, returning two punts for eight yards in the win at Indianapolis (10/18). Also rushed one time for two yards to convert on 4th-and-1, keeping the Patriots' drive alive at the end of the first half.

★ Caught four passes for 120 yards and one touchdown in the win at Dallas (10/11), marking his seventh regular-season 100-yard game and his first of 2015. Edelman scored on a 59-yard pass from Tom Brady and broke two tackles to find the endzone. His scoring play marks the longest play through the first five weeks of the season and the second-longest play of Edelman's career.

★ Led the team in catches for the third-straight week with eight receptions for 85 yards, increasing his streak to seven straight games with at least seven receptions. Edelman's 296 career receptions following this game move him into 10th place on the Patriots all-time reception list. He also returned one punt for eight yards in the win vs. Jacksonville (9/27).

★ Led the team with 11 catches and added two touchdowns at Buffalo (9/20). The game marks Edelman's third career game with two receiving touchdowns and his seventh career game with 10 or more receptions. Edelman has had at least seven catches in his last six games.

★ Started at wide receiver and posted a game-high 11 receptions for 97 yards in the win vs. Pittsburgh (9/10). Also rushed once for nine yards.

## 2014 (14/13, 3/3)

★ Earned his first career Pro Bowl invitation.

★ Played in 14 regular-season games with 13 starts and led the team with 92 receptions for 972 yards and four touchdowns. Also the team's chief punt returner, Edelman returned 25 punts for 299 yards (12.0 avg.) and one touchdown. Also compiled 94 yards rushing on 10 attempts (9.4 avg.).

★ Finished ranked in the NFL's top 10 in receptions (8th), receiving yards (10th) and punt return avg. (2nd) despite missing the final two games of the regular season due to injury.

★ Started all three postseason contests and led the team with 26 receptions for 281 yards and one touchdown. Caught eight or more passes in all three games. Also returned nine punts for 143 yards (15.9 avg.) and rushed twice for 19 yards (9.5 avg.). Edelman also attempted his first career pass - a 51-yard touchdown to Danny Amendola in the AFC Divisional Playoff vs. Baltimore (1/10).

★ Was inactive at N.Y. Jets (12/21) and vs. Buffalo (12/28) due to injury.

★ Eclipsed 100 yards receiving once:

- Week 14 at San Diego (141)

★ Posted 10 or more receptions twice:

- Week 3 vs. Oakland (10)
- Week 12 vs. Detroit (11)

## TOP-FLIGHT RETURNER

Edelman has returned 142 punts for 1,697 yards during his career. He is first in team history and tied for sixth in NFL history with a 12.0 average.

### HIGHEST PUNT RETURN AVERAGE IN NFL HISTORY (75 Returns)

Player	Punt Rt Avg.	Year
George McAfee (Chicago)	12.8 (112-1,431)	(1940-41, 45-50)
Jack Christiansen (Detroit)	12.8 (85-1,084)	(1951-58)
Claude Gibson (SD, OAK)	12.6 (110-1,381)	(1961-65)
Devin Hester (CHI, ATL)	12.3 (282-3,481)	(2006-present)
Bill Dudley (PITT, DEN, WAS)	12.2 (124-1,515)	(1942-53)
Rick Upchurch (DEN)	12.1 (248-3,008)	(1975-83)
<b>Julian Edelman (NE)</b>	<b>12.0 (142-1,697)</b>	<b>(2009-present)</b>
Desmond Howard	11.9 (244-2,895)	(1992-2002)

## RECORD PLAYOFF PASSER

Edelman set an NFL postseason record when he completed a 51-yard touchdown pass to Danny Amendola in the 2014 Divisional Playoff win vs. Baltimore (1/10/15). It was the longest pass by a non-quarterback in playoff history

### LONGEST PASS COMPLETION IN NFL PLAYOFF HISTORY (Non-quarterbacks)

Player, Team	Pass Completion	Playoff Game
Julian Edelman, NE	51-yard TD pass	AFC Div. vs. BAL (1/10/15)
Brad Smith, NYJ	45-yard completion	AFC Champ. @ IND (1/24/10)
Antwaan Randle El, PIT	43-yard TD pass	Super Bowl XL vs. SEA (2/5/06)

★ Compiled five or more receptions in 11 of 14 regular-season games.

★ Started in the season opener at Miami (9/7) and led the team with six receptions for 95 yards, all in the first half. His 95 receiving yards were a personal best for a first half. Also had two rushes for 21 yards.

★ Led the team with six receptions for 81 yards and one touchdown in the win at Minnesota (9/14), including a 44-yard catch for the second straight week.

★ Led the team with 10 receptions for 84 yards in the win vs. Oakland (9/21), his fourth career game with 10 or more catches.

★ Led the team with nine receptions for 91 yards and rushed once for 10 yards in the win at Buffalo (10/12).

★ Posted nine catches for 89 yards and one touchdown in the win vs. Denver (11/2). Also earned AFC Special Teams Player of the Week honors after returning a punt 84 yards for a touchdown, setting a new franchise record for most punt return touchdowns (4).

★ Led the team with a game-high 11 receptions for 89 yards in the win vs. Detroit (11/23). It was his fifth career game with 10 or more catches.

★ Led all receivers with eight catches for a career-high 141 yards, including a career-long 69-yard touchdown in the fourth quarter to help seal a 23-14 win at San Diego (12/7). It was his sixth career 100-yard game and the first of this season, while his 69-yard touchdown was the longest reception by any Patriots player on the season.

★ Led the team with seven receptions for 88 yards and one touchdown in the win vs. Miami (12/14).

★ Started at wide receiver in the AFC Divisional Playoff win vs. Baltimore (1/10), leading the team with eight catches for 74 yards and returning three punts for 45 yards. Edelman also threw his first career NFL pass, catching a lateral from Tom Brady and then completing a 51-yard touchdown pass up the left sideline to Danny Amendola, the longest pass by a non-quarterback in NFL postseason history. It was also the Patriots first touchdown pass by a non-quarterback since 2004 and the first by a wide receiver since 2001.

★ Started at wide receiver in the AFC Championship Game win vs. Indianapolis (1/18), leading the team with nine catches for 98 yards. Also rushed once for 12 yards and returned three punts for 71 yards (23.7 avg.), with a long of 45.

★ Caught the game-winning, 3-yard touchdown pass from Tom Brady with 2:06 left to play in the fourth quarter of the Patriots' 28-24 Super Bowl XLIX win vs. Seattle (2/1). Started the game at wide receiver and tallied nine catches for 109 yards and one touchdown. Also rushed once for seven yards and returned three punts for 27 yards.

★ Edelman caught two crucial third-down passes during a key fourth quarter drive in the Super Bowl. He caught

## Standout College QB to NFL Wide Receiver

Edelman began his college football career with a year at the College of San Mateo (Calif.) before transferring to Kent State where, as a senior, he completed 56% of his passes (153 of 275 passes for 1,820 yards) with 13 touchdowns. He was also the leading rusher, gaining 1,551 yards on 215 attempts (an average of 7.5 yards per carry) and scoring 13 touchdowns. His offensive numbers broke Kent State's single-season record for total offense set by Joshua Cribbs in 2003.

Said head coach Bill Belichick on the versatility of Edelman: "He played the quarterback position in college at Kent State and all the positions really that he's played in the NFL – covering kicks, returning kicks, slot receiver, outside receiver, slot defender – he didn't do any of those things in college. I think that really speaks to his versatility and how much he's grown as a player and how many things he's learned how to do that he really didn't have much experience with in college. I'd say that's pretty unusual, especially to be as competent in them as he is."

## HONORS & AWARDS

2014

NFL Pro Bowl

AFC Special Teams Player of the Week (Wk. 9)

2011

AFC Special Teams Player of the Week (Wk. 11)

He caught a 21-yard pass on third-and 14 and a 21-yard pass on third and eight on a drive that ended in a touchdown pass to bring the Patriots within three points at 24-21.

### 2013 (16/11, 2/1)

★ Played in all 16 regular-season games with 11 starts and led the team with career highs in receptions (105), receiving yards (1,056) and receiving touchdowns (6). Also returned 35 punts for 374 yards.

★ Appeared in both postseason contests with one start and led the team with 16 receptions for 173 yards and a touchdown.

★ Caught seven or more passes in 10 games.

★ Eclipsed 100 yards receiving four times:

- Week 4 at Atlanta
- Week 12 vs. Denver
- Week 13 at Houston
- Week 15 at Miami

★ Posted 10 or more receptions twice:

- Week 2 vs. N.Y. Jets
- Week 15 at Miami

★ Scored two touchdowns twice:

- Week 1 at Buffalo
- Week 12 vs. Denver

★ Caught seven passes for 79 yards and two touchdowns at Buffalo (9/8), marking his first regular-season contest with two TD catches.

★ Caught a career-high 13 passes for 78 yards and rushed once for 4 yards vs. N.Y. Jets (9/12). Also

## PATS PUNT RETURN RECORDS

Edelman is tied for first in career punt return average in Patriots history with a 12.0-yard average over six seasons. He also set a franchise record for the best punt return average in a single season with a 15.3-yard average in 2010, which led the AFC and was second in the NFL.

### Patriots Punt Return Average/Career

Player	Returns	Average
Julian Edelman	142 - 1,697	12.0
Mack Herron	74 - 888	12.0
Carl Garrett	43 - 487	11.3

### Patriots Punt Return Average/Season

Player	Average	Year
Julian Edelman	15.3	2010
Mack Herron	14.8	1974
Troy Brown	14.2	2001

### Patriots Punt Return Touchdowns/Career

Player	Years	Touchdowns
Julian Edelman	2009-2014	4
Troy Brown	1993-2007	3
Irving Fryar	1984-1992	3
Mike Haynes	1976-1982	2

### Longest Patriots Punt Returns

Player	Yards	Year
Julian Edelman	94t	2010
Mike Haynes	89t	1976

returned six punts for 72 yards.

★ Registered his second career 100-yard receiving performance at Atlanta (9/29) after finishing with seven receptions for 118 yards including a season-long 44-yard catch that helped set up a Patriots touchdown.

★ Caught nine passes for 110 yards and two touchdowns vs. Denver (11/24), marking his third career 100-yard receiving game and second of the season. It was also his third career two-touchdown game and second of the season.

★ Posted his second straight 100-yard receiving performance at Houston (12/1), catching nine passes for 101 yards.

★ Caught six passes for 64 yards, a touchdown and a two-point conversion in the comeback win vs. Cleveland. Edelman's TD came with 1:01 remaining in the fourth quarter and drew New England to within one possession.

★ Tied a career high with 13 receptions and set a career high with 139 receiving yards and a touchdown at Miami (12/15).

★ Caught nine passes for 65 yards vs. Buffalo (12/29) and in the process, eclipsed the 100 reception and 1,000 yard receiving marks for the first time in his career. Joined Wes Welker and Troy Brown as the only Patriots receivers with 100 receptions in a season and became the 10th receiver in team history with 1,000 yards receiving in a single season.

★ Set playoff career highs with 10 receptions and 84 yards and a touchdown in the AFC Championship Game at Denver (1/19).

### 2012 (9/3, 0/0)

★ Played in nine games with three starts and caught 21 passes for 235 yards (11.2 avg) and a career-high three touchdowns. Returned 17 punts for 263 yards (15.5

## 100-YARD GAMES

### REGULAR SEASON 100-YARD GAMES (6)

DATE	OPPONENT	NO.	YDS	AVG.	LG	TD
1/3/10	at Houston	10	103	10.3	25	0
9/29/13	at Atlanta	7	118	16.9	44	0
11/24/13	vs. Denver	9	110	12.2	43	2
12/1/13	at Houston	9	101	11.2	25	0
12/15/13	at Miami	13	139	10.7	24t	1
12/7/14	at San Diego	8	141	17.6	69t	1
10/11/15	at Dallas	4	120	30.0	59t	1

### POSTSEASON 100-YARD GAMES (1)

DATE	OPPONENT	NO.	YDS	AVG.	LG	TD
2/1/15	Seattle	9	109	12.1	23	1

## 10-RECEPTION GAMES

### REGULAR SEASON 10-RECEPTION GAMES (6)

DATE	OPPONENT	NO.	YDS	AVG.	LG	TD
1/3/10	at Houston	10	103	10.3	25	0
9/12/13	vs. N.Y. Jets	13	78	6.0	10	0
12/15/13	at Miami	13	139	10.7	24t	1
9/21/14	vs. Oakland	10	84	8.4	15	0
11/23/14	vs. Detroit	11	89	8.1	16	0
9/10/15	vs. Pittsburgh	11	97	8.8	14	0
9/20/15	at Buffalo	11	97	8.8	22	0

### POSTSEASON 10-RECEPTION GAMES (2)

DATE	OPPONENT	NO.	YDS	AVG.	LG	TD
1/19/14	at Denver	10	89	8.9	18	1
1/16/15	vs. Kansas City	10	100	10.0	14	0

(avg) and tied a team record with his third career punt return for a touchdown.

★ Also rushed four times for 45 yards and returned three kickoffs for 38 yards.

★ Caught four passes for 28 yards and his second career regular-season touchdown reception at Baltimore (9/23). Also returned one punt for 11 yards.

★ Was inactive due to injury at Seattle (10/14), vs. Denver (10/7) and at Buffalo (9/30).

★ Scored on a 68-yard punt return in the second quarter and also had a 2-yard touchdown reception in the third quarter vs. Indianapolis (11/18) to become the first Patriots player to score on a return and have a touchdown reception in the same game since Irving Fryar vs. Indianapolis on Nov. 10, 1985. Had the longest run from scrimmage for a wide receiver in Patriots history with a 47-yard scamper in the fourth quarter. Also added a 49-yard punt return in the fourth quarter.

★ Recorded his second straight game with two touchdowns - a 22-yard fumble return on a kickoff and a career-long 56-yard touchdown reception in the win at N.Y. Jets (11/22). Also returned two punts for 32 yards (16.0 avg) and had one rush for three yards. Left the game in the third quarter with a head injury and did not return.

★ Was placed on injured reserve with a foot injury on Dec. 4, 2012 after suffering the injury in the win at Miami (12/2).

### 2011 (13/0, 3/0)

★ Appeared in 13 regular-season games and played offense, defense and special teams throughout the season.

★ Appeared in all three postseason games and caught two passes for 19 yards and rushed once for -1 yards on offense. Combined for two tackles on defense. On

## EDELMAN'S SINGLE GAME CAREER HIGHS

### Single-Game Highs:

<b>Receptions</b>	13 at Miami (12/15/13) vs. N.Y. Jets (9/12/13)
<b>Yards</b>	141 at San Diego (12/7/14)
<b>Longest Reception</b>	69t at San Diego (12/7/14)
<b>Receiving TDs</b>	2 at Buffalo (9/8/13) vs. Denver (11/24/13)
<b>Rushing Attempts</b>	2 at Baltimore (9/23/12) at Buffalo (9/25/11)
<b>Rushing Yards</b>	47 vs. Indianapolis (11/18/12)
<b>Longest Rush</b>	47 vs. Indianapolis
<b>Kickoff Returns</b>	4 at Denver (10/11/09)
<b>Kickoff Return Long</b>	37 at Miami (9/12/11)
<b>Punt Returns</b>	6 vs. N.Y. Jets (9/12/13)
<b>Punt Return Yards</b>	117 vs. Indianapolis (11/18/12)
<b>Punt Return Long</b>	94t vs. Miami (1/2/11)
<b>Return Yards</b>	124 at Miami (9/12/11)

special teams, returned four punts for 35 yards, three kickoffs for 73 yards and made one special teams tackle.

★ Caught four passes for 34 yards and rushed four times for 30 yards on offense.

★ Compiled 14 tackles during eight appearances at defensive back.

★ On special teams, returned 28 punts for 296 yards and a touchdown, 12 kickoffs for 284 yards and made five tackles.

★ Was inactive vs. N.Y. Jets (10/9) and Dallas (10/16) due to injury.

★ Was a healthy scratch at Pittsburgh (10/30).

★ Saw his first action on defense at N.Y. Jets (11/13).

★ Earned AFC Special Teams Player of the Week (Wk. 11) after returning a punt 72 yards for a touchdown on Monday Night Football vs. Kansas City (11/21).

★ Played as a reserve at wide receiver, return specialist and defensive back in the Divisional Playoff game vs. Denver (1/14). Caught one pass for 11 yards, made one defensive tackle and returned two punts for 28 yards (14.0 avg).

★ Saw time in all three phases of the game in the AFC Championship vs. Baltimore (1/22). Caught an eight-yard pass, rushed once for a loss of a yard, made one tackle and returned two punts for seven yards.

★ Played in a reserve role at wide receiver and on special teams in Super Bowl XLVI vs. N.Y. Giants (2/5). Returned three kickoffs for 73 yards with a long return of 31 yards.

### 2010 (15/3, 1/1)

★ Played in 15 games with three starts in three-wide receiver sets.

★ Finished the season with 21 punt returns for 321 yards and set a franchise record for the highest punt return average in a single-season with a 15.3-yard average. Led the AFC and finished second in the NFL behind Chicago's Devin Hester (17.1-yard return average) with the 15.3-yard average.

★ Also had 14 rushing yards on two carries and 86 yards on seven receptions (12.3).

★ Set a franchise record with a 94-yard punt return for a touchdown vs. Miami (1/2). Recorded a then career high 40-yard reception from Tom Brady in the first quarter against the Dolphins and a 13-yard rush. Finished with three catches for 72 yards, 13 rushing yards, four punt returns for 112 yards and a touchdown, and two fair



catches against the Dolphins.

★ Registered a then career-long 42-yard punt return in the second quarter at Chicago (12/12). Also had a 71-yard punt return for a touchdown called back due to a penalty in the second quarter.

★ Started at wide receiver in the postseason game vs. N.Y. Jets (1/16). Had one rush for 11 yards, one reception for 12 yards and returned two punts for 42 yards, including a 41-yard punt return.

## 2009 (11/7, 1/1)

★ Played in 11 games with seven starting assignments and finished the year with 37 receptions for 359 yards and one touchdown, 11 kickoff returns for 241 yards, six punt returns for 63 yards and two rushing attempts for five yards.

★ Started in the postseason game vs. Baltimore (1/10) and led the team with six catches for 44 yards with two touchdown receptions. Also returned one punt for 28 yards. Became the first Patriots rookie to catch two touchdown passes in a postseason game when he scored on a 6-yard pass from Tom Brady in the second quarter and a 1-yard touchdown reception in the third quarter.

★ Was inactive for the season-opener vs. Buffalo (9/14) and missed four games due to injury: at Tampa Bay (10/25), vs. Miami (11/8), at New Orleans (11/30) and at Miami (12/6).

★ Made his NFL debut at the N.Y. Jets (9/20) when he started in place of an injured Wes Welker. Led the team with eight receptions for 98 yards.

★ Hauled in his first career touchdown reception at Indianapolis (11/15) on a 9-yard pass from Tom Brady in the second quarter.

★ Set then career-highs with 10 catches for 103 yards in the regular-season finale at Houston (1/3), seeing

increased action following a first-quarter injury to Wes Welker.

## COLLEGE

★ Played in 31 games to finish his career at Kent State with 4,997 yards passing and 2,664 yards rushing.

★ Compiled a career high 3,190 yards of total offense in his senior season with the Golden Flashes and finished his career with 30 touchdown passes and 22 rushing scores.

★ Was the Golden Flashes' starting quarterback as a senior in 2008, playing in 12 games and completing 153-of-275 passes for 1,820 yards and 13 touchdowns with 11 interceptions.

★ Posted record-setting numbers as a redshirt freshman quarterback at the College of San Mateo in 2005.

★ Was named the Most Valuable Player in All-State Region I by the California Community College Football Coaches Association.

★ Passed for 1,312 yards and 14 touchdowns and rushed for a school-record 1,253 yards and 17 scores.

★ Helped lead San Mateo to an 8-3 record and second-place finish in the NorCal Conference.

## PERSONAL

★ Born May 22, 1986, to Angie and Francis Edelman.

★ As senior at Woodside (Calif.) High School in 2004, led the Wildcats to a 13-0 record and Central Coast Section championship and was named first-team all-league and all-county.

★ Totaled 2,237 passing yards and 29 touchdowns in his high school career and also rushed for 964 yards and 13 touchdowns.

★ Majored in business management at Kent State.

# JULIAN EDELMAN

Pos: WR Ht: 5-10 Wt: 200 lbs Year: 7th Acq: D7a-09 (232nd) College: Kent State Born: 5/22/86

REGULAR SEASON		RECEIVING						RUSHING					KICK RETURNS					PUNT RETURNS					
Year	Team	G/S	No	Yds	Avg	Lg	TD	No	Yds	Avg	Lg	TD	No	Yds	Avg	Lg	TD	No	FC	Yds	Avg	Lg	TD
2009	Patriots	11/7	37	359	9.7	29	1	2	5	2.5	5	0	11	241	21.9	32	0	6	1	63	10.5	35	0
2010	Patriots	15/3	7	86	12.3	40	0	2	14	7.0	13	0	0	0	0.0	0	0	21	6	321	15.3	94t	1
2011	Patriots	13/0	4	34	8.5	11	0	4	8	2.0	6	0	12	284	23.7	37	0	28	7	296	10.6	72t	1
2012	Patriots	9/3	21	235	11.2	56t	3	4	45	11.3	47	0	3	38	12.7	32	0	17	1	263	15.5	68t	1
2013	Patriots	16/11	105	1056	10.1	44	6	2	11	5.5	7	0	0	0	0.0	0	0	35	23	374	10.7	43	0
2014	Patriots	14/13	92	972	10.6	69t	4	10	94	9.4	25	0	0	0	0.0	0	0	25	6	299	12.0	84t	1
2015	Patriots	9/9	61	692	11.3	59t	7	3	23	7.7	12	0	0	0	0.0	0	0	10	1	81	9.2	19	0
Totals - 7 Years		88/47	327	3,434	10.5	69t	21	27	200	7.4	47	0	26	563	21.7	37	0	142	45	1,697	12.0	94t	4

**Additional Statistics:** Defensive Tackles: 2011(10); Special Teams Tackles: (6) 2011(5), 2012 (1); 22-yard Kickoff Fumble Return for TD at N.Y. Jets (11/22/12).

POSTSEASON		RECEIVING						RUSHING						KICK RETURNS						PUNT RETURNS					
Year	Team	G/S	No	Yds	Avg	Lg	TD	No	Yds	Avg	Lg	TD	No	Yds	Avg	Lg	TD	No	FC	Yds	Avg	Lg	TD		
2009	Patriots	1/1	6	44	7.3	24	2	0	0	0.0	0	0	0	0	0.0	0	0	1	1	28	28.0	28	0		
2010	Patriots	1/1	1	12	12.0	12	0	1	11	11.0	11	0	0	0	0.0	0	0	2	0	42	21.0	41	0		
2011	Patriots	3/0	2	19	9.5	11	0	1	-1	-1.0	-1	0	3	73	24.3	31	0	4	2	35	8.8	15	0		
2012	Patriots							Injured Reserve																	
2013	Patriots	2/1	16	173	10.8	27	1	0	0	0.0	0	0	0	0	0.0	0	0	5	0	36	7.2	15	0		
2014	Patriots	3/3	26	281	10.8	23	1	2	19	9.5	12	0	0	0	0.0	0	0	9	2	143	15.9	45	0		
2015	Patriots	1/1	10	100	10.0	14	0	1	11	11.0	11	0	0	0	0.0	0	0	0	0	0	0.0	0	0		
Totals – 7 Years		11/7	61	529	10.4	27	4	5	40	7.3	12	0	3	73	24.3	31	0	21	5	284	13.5	45	0		

**Additional Statistics:** Defensive Tackles: 2011 (2); Special Team Tackles: 2011 (1); 51-yard Touchdown Pass vs. Baltimore (1/10/15).

## EDELMAN'S CAREER GAME-BY-GAME

Receiving								Rushing					Kick Returns					Punt Returns					
2009	Opponent	P/S	No	Yds	Avg	Lg	TD	No	Yds	Avg	Lg	TD	No	Yds	Avg	Lg	TD	No	FC	Yds	Avg	Lg	TD
09/14	Buffalo		Inactive					-	-	-	-	-	2	39	19.5	22	0	1	0	2	2.0	2	0
09/20	at N.Y. Jets	S	8	98	12.3	29	0	-	-	-	-	-	-	-	-	-	-	-	-	-	-	-	-
09/27	Atlanta	p	3	20	6.7	11	0	1	5	5.0	5	0	-	-	-	-	-	-	-	-	-	-	-
10/04	Baltimore	p	1	12	12.0	12	0	-	-	-	-	-	-	-	-	-	-	-	-	-	-	-	-
10/11	at Denver	p	3	15	5.0	6	0	-	-	-	-	-	4	93	23.3	32	0	2	0	22	11.0	16	0
10/18	Tennessee	S	6	43	7.2	16	0	-	-	-	-	-	1	25	25.0	25	0	3	0	39	13.0	35	0
10/25	at Tampa Bay		Inactive					-	-	-	-	-	-	-	-	-	-	-	-	-	-	-	-
11/08	Miami		Inactive					-	-	-	-	-	-	-	-	-	-	-	-	-	-	-	-
11/15	at Indianapolis	p	2	14	7.0	9t	1	-	-	-	-	-	-	-	-	-	-	-	-	-	-	-	-
11/22	N.Y. Jets	S	3	26	8.7	11	0	1	0	0.0	0	0	3	68	22.7	28	0	-	-	-	-	-	-
11/30	at New Orleans		Inactive					-	-	-	-	-	-	-	-	-	-	-	-	-	-	-	-
12/06	at Miami		Inactive					-	-	-	-	-	-	-	-	-	-	-	-	-	-	-	-
12/13	Carolina	S	-	-	-	-	-	-	-	-	-	-	-	-	-	-	-	-	-	-	-	-	-
12/20	at Buffalo	S	-	-	-	-	-	-	-	-	-	-	-	-	-	-	-	-	-	-	-	-	-
12/27	Jacksonville	S	1	28	28.0	28	0	-	-	-	-	-	1	16	16.0	16	0	-	-	-	-	-	-
01/03	at Houston	S	10	103	10.3	25	0	-	-	-	-	-	-	-	-	-	-	0	1	0	0.0	0	0
2009 Totals		11/7	37	359	9.7	29	1	2	5	2.5	5	0	11	241	21.9	32	0	6	1	63	10.5	35	0
01/10	Baltimore	S	6	44	7.3	24	2	-	-	-	-	-	-	-	-	-	-	1	1	28	28.0	28	0
2009 Postseason		1/1	6	44	7.3	24	2	0	0	0.0	0	0	0	0	0.0	0	0	1	1	28	28.0	28	0

Receiving								Rushing					Kick Returns					Punt Returns					
2010	Opponent	P/S	No	Yds	Avg	Lg	TD	No	Yds	Avg	Lg	TD	No	Yds	Avg	Lg	TD	No	FC	Yds	Avg	Lg	TD
09/12	Cincinnati		Inactive					-	-	-	-	-	-	-	-	-	-	2	0	26	13.0	15	0
09/19	at N.Y. Jets	p	1	6	6.0	6	0	-	-	-	-	-	-	-	-	-	-	-	-	-	-	-	-
09/26	Buffalo	S	3	8	2.7	6	0	1	1	1.0	1	0	-	-	-	-	-	-	-	-	-	-	-
10/04	at Miami	p	-	-	-	-	-	-	-	-	-	-	-	-	-	-	-	-	-	-	-	-	-
10/17	Baltimore	p	-	-	-	-	-	-	-	-	-	-	-	-	-	-	-	2	0	16	8.0	10	0
10/24	at San Diego	p	-	-	-	-	-	-	-	-	-	-	-	-	-	-	-	2	0	37	18.5	34	0
10/31	Minnesota	p	-	-	-	-	-	-	-	-	-	-	-	-	-	-	-	1	0	4	4.0	4	0
11/07	at Cleveland	p	-	-	-	-	-	-	-	-	-	-	-	-	-	-	-	-	-	-	-	-	-
11/14	at Pittsburgh	p	-	-	-	-	-	-	-	-	-	-	-	-	-	-	-	1	2	12	12.0	12	0
11/21	Indianapolis	p	-	-	-	-	-	-	-	-	-	-	-	-	-	-	-	0	1	0	0.0	0	0
11/25	at Detroit	p	-	-	-	-	-	-	-	-	-	-	-	-	-	-	-	3	0	47	15.7	28	0
12/06	N.Y. Jets	p	-	-	-	-	-	-	-	-	-	-	-	-	-	-	-	1	0	13	13.0	13	0
12/12	at Chicago	S	-	-	-	-	-	-	-	-	-	-	-	-	-	-	-	2	0	43	21.5	42	0
12/19	Green Bay	p	-	-	-	-	-	-	-	-	-	-	-	-	-	-	-	3	0	11	3.7	7	0
12/26	at Buffalo	p	-	-	-	-	-	-	-	-	-	-	-	-	-	-	-	0	1	0	0.0	0	0
01/02	Miami	S	3	72	24.0	40	0	1	13	13.0	13	0	-	-	-	-	-	4	2	112	28.0	94t	1
2010 Totals		15/3	7	86	12.3	40	0	2	14	7.0	13	0	0	0	0.0	0	0	21	6	321	15.3	94t	1
01/16	N.Y. Jets	S	1	12	12.0	12	0	1	11	11.0	11	0	-	-	-	-	-	2	0	42	21.0	41	0
2010 Postseason		1/1	7	56	8.0	24	2	1	11	11.0	11	0	0	0	0.0	0	0	2	0	42	21.0	41	0

# EDELMAN'S CAREER GAME-BY-GAME (CONT.)

2011	Opponent	P/S	Receiving					Rushing					Kick Returns					Punt Returns					
			No	Yds	Avg	Lg	TD	No	Yds	Avg	Lg	TD	No	Yds	Avg	Lg	TD	No	FC	Yds	Avg	Lg	TD
09/12	at Miami	p	1	9	9.0	9	0	-	-	-	-	-	2	65	32.5	37	0	5	0	59	11.8	17	0
09/18	San Diego	p	-	-	-	-	-	-	-	-	-	-	2	39	19.5	20	0	-	-	-	-	-	-
09/25	at Buffalo	p	1	5	5.0	5	0	2	3	1.5	2	0	3	63	21.0	29	0	3	1	31	10.3	18	0
10/02	Oakland	p	1	11	11.0	11	0	1	-1	-1.0	-1	0	2	47	23.5	22	0	1	0	15	15.0	15	0
10/09	N.Y. Jets	Inactive																					
10/16	Dallas	Inactive																					
10/30	at Pittsburgh	Inactive																					
11/06	N.Y. Giants	p	0	2	0.0	2	0	-	-	-	-	-	1	22	22.0	22	0	5	2	17	3.4	10	0
11/13	at N.Y. Jets	p	-	-	-	-	-	-	-	-	-	-	-	-	-	-	-	1	1	16	16.0	16	0
11/21	Kansas City	p	-	-	-	-	-	-	-	-	-	-	-	-	-	-	-	2	0	81	40.5	72t	1
11/27	at Philadelphia	p	-	-	-	-	-	-	-	-	-	-	-	-	-	-	-	2	1	13	6.5	14	0
12/04	Indianapolis	p	-	-	-	-	-	-	-	-	-	-	2	48	24.0	27	0	2	1	15	13.0	11	0
12/11	at Washington	p	-	-	-	-	-	-	-	-	-	-	-	-	-	-	-	2	0	18	9.0	16	0
12/18	at Denver	p	1	7	7.0	7	0	-	-	-	-	-	-	-	-	-	-	3	0	23	7.7	14	0
12/24	Miami	p	-	-	-	-	-	-	-	-	-	-	-	-	-	-	-	2	1	8	4.0	7	0
01/01	Buffalo	p	-	-	-	-	-	1	6	6.0	6	0	-	-	-	-	-	-	-	-	-	-	-
2010 Totals	13/0		4	34	8.5	11	0	4	8	2.0	6	0	12	284	23.7	37	0	28	7	296	10.6	72t	1
01/14	Denver	p	1	11	11.0	11	0	-	-	-	-	-	-	-	-	-	-	2	1	28	14.0	15	0
01/22	Baltimore	p	1	8	8.0	8	0	1	-1	-1.0	-1	-1	-	-	-	-	-	2	1	7	3.5	10	0
02/05	N.Y. Giants	p	-	-	-	-	-	-	-	-	-	-	3	73	24.3	31	0	-	-	-	-	-	-
2011 Postseason	3/0		2	19	9.5	11	0	1	-1	-1.0	-1	-1	3	73	24.3	31	0	4	2	35	8.8	15	0
2012	Opponent	P/S	Receiving					Rushing					Kick Returns					Punt Returns					
			No	Yds	Avg	Lg	TD	No	Yds	Avg	Lg	TD	No	Yds	Avg	Lg	TD	No	FC	Yds	Avg	Lg	TD
09/09	at Tennessee	p	1	7	7.0	7	0	-	-	-	-	-	-	-	-	-	-	3	0	27	9.0	14	0
09/16	Arizona	S	5	50	10.0	17	0	-	-	-	-	-	-	-	-	-	-	2	1	25	12.5	22	0
09/23	at Baltimore	p	4	28	7.0	15	1	2	-5	-2.5	8	0	-	-	-	-	-	1	0	11	11.0	11	0
09/30	at Buffalo	Inactive																					
10/07	Denver	Inactive																					
10/14	at Seattle	Inactive																					
10/21	N.Y. Jets	p	2	7	3.5	5	0	-	-	-	-	-	1	6	6.0	6	0	0	0	0	0.0	0	0
10/28	at St. Louis	p	1	8	8.0	8	0	-	-	-	-	-	-	-	-	-	-	3	0	16	5.3	14	0
11/11	Buffalo	p	-	-	-	-	-	-	-	-	-	-	1	32	32.0	32	0	2	0	10	5.0	6	0
11/18	Indianapolis	S	5	58	11.6	18	1	1	47	47.0	47	0	1	0	0.0	0	0	2	0	117	58.5	68t	1
11/22	at N.Y. Jets	p	2	64	32.0	56t	1	1	3	3.0	3	0	-	-	-	-	-	2	0	32	16.0	30	0
12/02	at Miami	S	1	13	13.0	13	0	-	-	-	-	-	-	-	-	-	-	2	0	25	12.5	15	0
12/10	Houston	Placed on injured reserve 12/4/12																					
2012 Totals	9/3		21	235	11.2	56t	3	4	45	11.3	47	0	3	38	12.7	32	0	17	1	263	15.5	68t	1
2013	Opponent	P/S	Receiving					Rushing					Kick Returns					Punt Returns					
			No	Yds	Avg	Lg	TD	No	Yds	Avg	Lg	TD	No	Yds	Avg	Lg	TD	No	FC	Yds	Avg	Lg	TD
09/08	at Buffalo	p	7	79	11.3	35	2	-	-	-	-	-	-	-	-	-	-	3	2	32	10.7	16	0
09/12	N.Y. Jets	S	13	78	6.0	10	0	1	4	4.0	4	0	-	-	-	-	-	6	1	72	12.0	17	0
09/22	Tampa Bay	S	7	44	6.3	12	0	-	-	-	-	-	-	-	-	-	-	2	1	29	14.5	16	0
09/29	at Atlanta	S	7	118	16.9	44	0	-	-	-	-	-	-	-	-	-	-	0	1	0	0.0	0	0
10/06	at Cincinnati	S	2	35	17.5	18	0	1	7	7.0	7	0	-	-	-	-	-	4	1	43	10.8	24	0
10/13	New Orleans	S	5	57	11.4	23	0	-	-	-	-	-	-	-	-	-	-	3	2	9	3.0	12	0
10/20	at N.Y. Jets	S	5	44	8.8	19	0	-	-	-	-	-	-	-	-	-	-	3	1	58	19.3	38	0
10/27	Miami	p	2	7	3.5	7	0	-	-	-	-	-	-	-	-	-	-	3	1	13	4.3	7	0
11/03	Pittsburgh	p	1	11	11.0	11	0	-	-	-	-	-	-	-	-	-	-	2	1	43	21.5	43	0
11/18	at Carolina	p	3	27	9.0	14	0	-	-	-	-	-	-	-	-	-	-	0	1	0	0.0	0	0
11/24	Denver	S	9	110	12.2	43	2	-	-	-	-	-	-	-	-	-	-	3	4	39	13.0	20	0
12/01	at Houston	S	9	101	11.2	25	0	-	-	-	-	-	-	-	-	-	-	1	1	11	11.0	11	0
12/08	Cleveland	S	6	64	10.7	23	1	-	-	-	-	-	-	-	-	-	-	2	3	7	3.5	8	0
12/15	at Miami	S	13	139	10.7	24t	1	-	-	-	-	-	-	-	-	-	-	0	1	0	0.0	0	0
12/22	at Baltimore	S	7	77	11.0	19	0	-	-	-	-	-	-	-	-	-	-	1	1	11	11.0	11	0
12/29	Buffalo	S	9	65	7.2	14	0	-	-	-	-	-	-	-	-	-	-	2	1	7	3.5	7	0
2013 Totals	16/11		105	1,056	10.2	44	6	2	11	5.5	7	0	0	0	0.0	0	0	35	23	374	10.7	43	0
01/11	Indianapolis	p	6	84	14.0	27	0	-	-	-	-	-	-	-	-	-	-	5	0	36	7.2	15	0
01/19	at Denver	S	10	89	8.9	18	1	-	-	-	-	-	-	-	-	-	-	0	0	0	0.0	0	0
2013 Postseason	2/1		16	173	10.8	27	1	0	0	0.0	0	0	0	0	0.0	0	0	5	0	0	0.0	0	0
2014	Opponent	P/S	Receiving					Rushing					Kick Returns					Punt Returns					
			No	Yds	Avg	Lg	TD	No	Yds	Avg	Lg	TD	No	Yds	Avg	Lg	TD	No	FC	Yds	Avg	Lg	TD
09/07	at Miami	S	6	95	15.8	44	0	2	21	10.5	17	0	-	-	-	-	-	2	0	15	7.5	13	0
09/14	at Minnesota	S	6	81	13.5	44	1	1	9	9.0	9	0	-	-	-	-	-	4	1	66	16.5	34	0
09/21	Oakland	S	10	84	8.4	15	0	1	5	5.0	5	0	-	-	-	-	-	1	2	7	7.0	7	0
09/29	at Kansas City	S	4	23	5.8	7	0	-	-	-	-	-	-	-	-	-	-	2	1	10	5.0	10	0
10/05	Cincinnati	S	5	35	7.0	14	0	-	-	-	-	-	-	-	-	-	-	3	0	12	4.0	6	0
10/12	at Buffalo	S	9	91	10.1	20	0	1	10	10.0	10	0	-	-	-	-	-	3	0	12	4.0	7	0
10/16	N.Y. Jets	S	4	44	11.0	16	0	1	8	8.0	8	0	-	-	-	-	-	1	1	3	3.0	3	0
10/26	Chicago	S	1	14	14.0	14	0	-	-	-	-	-	-	-	-	-	-	1	0	42	42.0	42	0
11/02	Denver	S	9	89	9.9	26	1	-	-	-	-	-	-	-	-	-	-	1	0	84	84.0	84t	1
11/16	at Indianapolis	S	5	50	10.0	14	0	2	31	15.5	25	0	-	-	-	-	-	0	0	0	0.0	0	0
11/23	Detroit	S	11	89	8.1	16	0	-	-	-	-	-	-	-	-	-	-	2	0	11	5.5	6	0
11/30	at Green Bay	S	7	48	6.9	17	0	-	-	-	-	-	-	-	-	-	-	-	-	-	-	-	-
12/07	at San Diego	p	8	141	17.6	69t	1	1	4	4.0	4	0	-	-	-	-	-	3	0	20	6.7	16	0
12/14	Miami	S	7	88	12.6	31	1	1	6	6.0	6	0	-	-	-	-	-	2	1	17	8.5	12	0
12/21	at N.Y. Jets	Inactive																					
12/28	Buffalo	Inactive																					
2014 Totals	14/13		92	972	10.6	69t	4	10	94	9.4	25	0	0	0	0.0	0	0	25	6	299	12.0	84t	1
01/10	Baltimore	S	8	74	9.3	13	0	-	-	-	-	-	-	-	-	-	-	3	0	45	15.0	19	0
01/18	Indianapolis	S	9	98	10.9	23	0	1	12	12.0	12	0	-	-	-	-	-	3	0	17	23.7	45	0
02/01	Seattle	S	9	109	12.1	23	1	1	7	7.0	7	0	-	-	-	-	-	3	2	27	9.0	15	0
2014 Postseason	3/3		26	281	10.8	23	1	2	19	9.5	12	0	0	0	0.0	0	0	9	2	143	15.9	45	0



# CAMERON FLEMING



# 71

HT: 6-6 WT: 320

Born: 9/3/1992 Exp. (NFL/Patriots): 2/2

GP/GS (Playoffs): 19/9 (2/0) Acq: D4c-14 (140th)

College: Stanford Hometown: Houston, Texas

OFFENSIVE LINE

## CAREER TRANSACTIONS

Cameron Fleming was signed to the 53-man roster from the practice squad on Oct. 17, 2015 ... Originally drafted by the New England Patriots in the fourth round (140th overall) of the 2014 NFL Draft ... Released by New England (9/6/15) ... Signed to the New England practice squad (9/8/15).

## SEASONAL REVIEWS

### 2015 (12/7)

- ★ Was active but did not play in the playoff victory vs. Kansas City (1/16).
- ★ Started at left tackle, playing every offensive snap at Miami (1/3).
- ★ Saw action at tight end and at left tackle after injuries to both Sebastian Vollmer and LaAdrian Waddle at N.Y. Jets (12/27).
- ★ Saw action as a tackle eligible in the win vs. Tennessee (12/20).
- ★ Saw snaps at tight end in the win at Houston (12/13).
- ★ Started at tight end when the Patriots began in a two-tight end alignment and contributed as a reserve tackle vs. Philadelphia (12/6).
- ★ Played as a tackle eligible at Denver (11/29).
- ★ Started at right tackle in the win vs. Buffalo (11/23).
- ★ Made his first start at left tackle in the win at N.Y. Giants (11/15).
- ★ Started at right tackle but was kicked out to left tackle following an injury to Sebastian Vollmer in the win vs. Washington (11/8). Despite injuries and changes to the rotation, the Patriots rushed for 161 yards rushing and allowed no sacks in the game.
- ★ Started for the second week in a row at right tackle and played every offensive snap in the win vs. Miami (10/29).
- ★ Made his first start at right tackle and played every offensive snap in the win vs. N.Y. Jets (10/25).
- ★ Was signed from the practice squad to the 53-man roster the day before the win at Indianapolis (10/18). Played the majority of offensive snaps at right tackle after Marcus Cannon was injured forcing Sebastian Vollmer to move to from right tackle to left tackle.
- ★ Releases and added to the Patriots practice squad prior to the start of the season.

### 2014 (7/2, 2/0)

- ★ Appeared in seven regular-season games with two starts - one at tackle-eligible tight end at Minnesota (9/14) and the other at right guard at Kansas City (9/29).
- ★ Played as a reserve in two playoff games.

## EXTRA POINTS

★ Fleming majored in aeronautics and astro nautics at Stanford. At 6'5", he is an inch too tall to be an astronaut, so he decided to put his efforts into becoming a professional football player.

"I can't be an astronaut, I'm too tall," said Fleming. "I'm actually an inch too tall. But if I was going to go down that route I would have given it my all. Now I'm going down the NFL route and playing with the Patriots and I'm just going to give it my all."

- ★ Was inactive for nine regular-season games and the AFC Divisional win vs. Baltimore (1/10) due to injury.
- ★ Played in his first career game at Miami (9/7) and was used as a tackle-eligible tight end throughout the game.
- ★ Made his first NFL start as a tackle-eligible tight end in the win at Minnesota (9/14).
- ★ Made his first career start at right guard at Kansas City (9/29).
- ★ Returned after missing five games due to injury to play a significant role as a sixth offensive lineman in the win at Indianapolis (11/16), helping pave the way for 246 rushing yards.
- ★ Contributed as a tackle-eligible tight end in the AFC Championship win vs. Indianapolis (1/18), helping pave the way for the team to rush for 177 yards and three touchdowns.
- ★ Played on special teams and as a tackle-eligible tight end in the Super Bowl XLIX win vs. Seattle (2/1).

## COLLEGE

- ★ Started all 39 games that he appeared in for Stanford.
- ★ Finished his career by posting 272 key blocks/knockdowns and 30 touchdown-resulting blocks.

## PERSONAL

- ★ Initially attended Harker Heights (Tex.) High School as a freshman, playing on the offensive line in 2007 before transferring to Cypress Creek (Tex.) High School for his final three years.
- ★ The 2009 Texas Super Team first-team and Texas Prep Insider second-team choice was also a two-time unanimous first-team Texas 15-5A all-district selection.
- ★ Helped lead Cypress Creek to a pair of 15-5A district championships and also lettered in basketball.
- ★ Born Cameron Jarrod Fleming on Sept. 3, 1992, in Fort Hood, Texas.
- ★ Son of Karen and Kem Fleming.
- ★ Majored in aeronautics and astronautics at Stanford.



# DARIUS FLEMING



# 53

HT: 6-2 WT: 250

Born: 7/19/1989 Exp. (NFL/Patriots): 4/2

GP/GS (Playoffs): 11/0 (4/0) Acq: FA-15

College: Notre Dame Hometown: Chicago, Ill.

SUPER BOWLS:

LINEBACKER

14

## CAREER TRANSACTIONS

Darius Fleming was signed by the New England Patriots to the 53-man roster from the practice squad on Nov. 28, 2015 ... Originally drafted by San Francisco in the fifth round (165th overall) of the 2012 NFL Draft ... Released by San Francisco (5/12/14) ... Signed by New England as a free agent (5/16/14) ... Released by New England (9/13/14) ... Signed by New England to the practice squad (9/16/14) ... Signed by New England to the 53-man roster from the practice squad (11/29/14) ... Released by New England (9/5/15) ... Signed by New England to the practice squad (9/8/15).

## SEASONAL REVIEWS

### 2015 (6/0, 1/0)

- ★ Saw increased action at linebacker after Jamie Collins and Jerod Mayo left the game with injuries in the third quarter of the playoff victory vs. Kansas City (1/16).
- ★ Contributed on special teams and defense, recording one tackle at Miami (1/3).
- ★ Contributed on special teams at N.Y. Jets (12/27).
- ★ Saw action at linebacker and contributed on special teams in the win vs. Tennessee (12/20).
- ★ Contributed on special teams and took one snap at linebacker in the win at Houston (12/13).
- ★ Contributed on special teams, posting two special teams tackles vs. Philadelphia (12/6).
- ★ Signed to the 53-man roster on Nov. 28 and saw his first action as a Patriot, recording one special teams tackle and one tackle on defense at Denver (11/29). Saw increased action at linebacker after the injury to Dont'a Hightower.
- ★ Went to training camp with the Patriots and was released prior to the start of the regular season before joining the practice squad.

### 2014 (5/0, 3/0)

- ★ Made the 53-man roster coming out of training camp and was released after Week 1. Spent most of the season on the practice squad before being signed to the 53-man roster in late November.

- ★ Played in five regular-season games, mostly contributing on special teams. Compiled five tackles on defense.
- ★ Appeared in all three postseason games and made two special teams tackles and recovered one fumble.
- ★ Was inactive in the season opener at Miami (9/7).
- ★ Made his NFL debut at Green Bay (11/30), contributing on special teams.
- ★ Tallied his first career tackle vs. Buffalo (12/28), finishing the game with five total stops.
- ★ Posted one special teams tackle and recovered a Josh Cribbs fumble on a punt return in the AFC Championship Game win vs. Indianapolis (1/18).

### 2013 (0/0, 0/0 – San Francisco)

- ★ Suffered a knee injury during training camp and spent the season on injured reserve.

### 2012 (0/0, 0/0 – San Francisco)

- ★ Suffered a knee injury during spring minicamp and missed the entire season.

## COLLEGE

- ★ Played in 50 career games with 36 starts and recorded 158 tackles, 15 sacks, two interceptions, two forced fumbles and seven passes defended. Also blocked one kick.
- ★ Started all 13 games as a senior in 2011 and tallied 55 tackles, 3½ sacks, one interception and one blocked kick. Was named Notre Dame's Lineman of the Year for his efforts.

## PERSONAL

- ★ Born July 19, 1989, in Chicago, Ill.
- ★ Attended St. Rita (Chicago, Ill.) HS and was named Second-Team All-America by Scout.com, in addition to being named first-team all-state by the *Chicago Tribune*.
- ★ Majored in business consulting at Notre Dame.

## DARIUS FLEMING

Pos: LB Ht: 6-2 Wt: 250 Year: 2nd Acq: FA-15 College: Notre Dame Born: 7/19/89

REGULAR SEASON			TACKLES					INTERCEPTIONS					MISCELLANEOUS						
Year	Team	G/S	TT	UT	A	S	Yds	No	Yds	Avg	Lg	TD	PD	FF	FR	Yds	TD	SpT	
2014	Patriots	5/0	5	5	0	0.0	0.0	0	0	0.0	0	0	0	0	0	0	0	0	
2015	Patriots	6/0	2	0	2	0.0	0.0	0	0	0.0	0	0	0	0	0	0	0	3	
Totals – 2 Years		11/0	7	5	2	0.0	0.0	0	0	0.0	0	0	0	0	0	0	0	3	





# DANE FLETCHER



# 52

HT: 6-2 WT: 245

Born: 9/14/1986 Exp. (NFL/Patriots): 6/5

GP/GS (Playoffs): 54/10 (6/1) Acq: UFA (TB)-15

College: Montana State Hometown: Bozeman, Mont.

**LINEBACKER**

## CAREER TRANSACTIONS

Dane Fletcher was signed by the New England Patriots as an unrestricted free agent from Tampa Bay on May 26, 2015 ... Originally signed by New England as a rookie free agent on April 29, 2010 ... Signed by Tampa Bay as an unrestricted free agent from New England (3/16/14).

## SEASONAL REVIEWS

### 2015 (0/0)

- ★ Started the season on the Reserve/P.U.P. list.

### 2014 (16/4 – Tampa Bay)

- ★ Played in 16 games with four starts and registered 29 tackles, a ½ sack, one pass defended and placed second on the team with 10 special teams tackles.
- ★ Started his first game of the season at Atlanta (9/18) and posted four tackles, a ½ sack and one pass defended.
- ★ Started at linebacker at Pittsburgh (9/28) and notched a season-high seven tackles.
- ★ Posted a single-game career high three special teams tackles.

### 2013 (15/1, 2/1)

- ★ Played in 15 regular-season games with one start and compiled 19 tackles, two sacks, one forced fumble and a team-leading 15 special teams tackles.
- ★ Appeared in both playoff games making one start and registered five tackles.
- ★ Was inactive at Baltimore (12/22) due to injury.
- ★ Made a single game career-high three special teams tackles vs. New Orleans (10/13) and stepped in for Jerod Mayo at linebacker after he left the game in the fourth quarter with an injury and did not return.
- ★ Tallied two tackles vs. Miami (10/27), including his first sack of the season for a 7-yard loss.
- ★ Subbed in at linebacker vs. Denver (11/24), had a season-high nine tackles and forced a crucial third-quarter fumble that was recovered by the Patriots and led to a touchdown.
- ★ Made his lone regular-season start vs. Cleveland (12/8).
- ★ Started his first career playoff game vs. Indianapolis (1/11) and posted four tackles.

### 2012 (0/0, 0/0)

- ★ Missed the entire season after being placed on Injured Reserve with a knee injury on Aug. 14, 2012 that he suffered in the first preseason game.

### 2011 (10/5, 3/0)

- ★ Appeared in 10 games with five starts, missing six games due to injury.
- ★ Recorded 37 tackles, one forced fumble, one fumble

## EXTRA POINTS

- ★ Football was Fletcher's backup plan to hockey until he earned a scholarship to play football at Montana State.
- ★ Fletcher grew up on a farm in Bozeman, Mont., where his parents own a restaurant and bar.
- ★ After his freshman year of high school, he worked masonry 12 hours a day when his parents said he had to get a job.

recovery and five special teams tackles.

- ★ Appeared as a reserve in all three playoff games, including Super Bowl XLVI, compiling seven tackles on defense and one on special teams.
- ★ Started and made a career-high 10 tackles and one special teams tackle at Washington (12/11).
- ★ Made his first career start vs. San Diego (9/18), making four tackles at linebacker and one on special teams.
- ★ Saw action as a reserve linebacker and made a career playoff-high five tackles in the Divisional Playoff game vs. Denver (1/14).

### 2010 (13/0, 1/0)

- ★ Made the team as a rookie free agent and played in 13 games and the postseason game vs. N.Y. Jets (1/16). Was inactive for the first three games of the season.
- ★ Finished the season with 15 total tackles, two sacks, one interception, two passes defended, one forced fumble, one fumble recovery and 11 special teams tackles.
- ★ Successfully converted from a defensive lineman in college to a linebacker in the NFL.
- ★ Played in his first NFL game at Miami (10/4), seeing time on special teams.
- ★ Saw significant time at linebacker at San Diego (10/24), registering three tackles and forced a Chargers fumble at the San Diego 22-yard line that was recovered by Jerod Mayo and helped set up the Patriots' first touchdown of the game. Also saw time on special teams, recovering an onside kick attempt by San Diego in the first quarter and making one special teams tackle (10/24).
- ★ Recorded his first career sack vs. Green Bay (12/19), dropping Matt Flynn on an 8-yard loss on first down with 1:05 remaining in the game. Two plays later, Tully Banta-Cain sacked Flynn, sealing the Patriots' 31-27 win over the Packers.
- ★ Registered his first career interception in the end zone for a touchback at Buffalo (12/26) on a Ryan Fitzpatrick pass that was tipped by Gary Guyton. Also recovered a fumble in the third quarter and added one sack, two tackles and two special teams tackles in the 34-3 win.

## COLLEGE

- ★ Was the defensive MVP of the Big Sky Conference for Montana State in 2009 after finishing the season with 67 total tackles and seven sacks.
- ★ After redshirting as a freshman in 2005, he played primarily on special teams as a freshman before topping the Big Sky Conference with 19 tackles for loss in 2007 to go along with 51 tackles and three sacks.
- ★ Finished his college career with 67 total tackles, seven sacks and two blocked kicks.

## PERSONAL

- ★ Born Sept. 14, 1986, in Bozeman, Mont.
- ★ Earned "Hawk of the Year" honors after an outstanding career at Bozeman High, and was named first-team all-state linebacker and honorable mention tight end.
- ★ Was also an outstanding hockey player and one of the top defensive catchers in baseball in the state.

## DANE FLETCHER

Pos: DE Ht: 6-2 Wt: 245 Year: 6th Acq: UFA (TB)-15 College: Montana State Born: 9/14/86

REGULAR SEASON			TACKLES					INTERCEPTIONS					MISCELLANEOUS					
Year	Team	G/S	TT	UT	A	S	Yds	No	Yds	Avg	Lg	TD	PD	FF	FR	Yds	TD	SpT
2010	Patriots	13/0	15	10	5	2.0	8.0	1	0	0.0	0	0	2	1	1	0	0	11
2011	Patriots	10/5	37	25	12	0.0	0.0	0	0	0.0	0	0	0	1	1	0	0	5
2012	Patriots	0/0	Injured Reserve															
2013	Patriots	15/1	19	14	5	2.0	19.0	0	0	0.0	0	0	0	1	0	0	0	15
2014	Buccaneers	16/4	29	18	11	0.5	3.0	0	0	0.0	0	0	1	0	0	0	0	9
Totals – 5 Years		54/10	100	67	33	4.5	30.0	1	0	0.0	0	0	3	3	2	0	0	40
POSTSEASON			TACKLES					INTERCEPTIONS					MISCELLANEOUS					
Year	Team	G/S	TT	UT	A	S	Yds	No	Yds	Avg	Lg	TD	PD	FF	FR	Yds	TD	SpT
2010	Patriots	1/0	2	1	1	0.0	0.0	0	0	0.0	0	0	0	0	0	0	0	0
2011	Patriots	3/0	7	4	3	0.0	0.0	0	0	0.0	0	0	0	0	0	0	0	1
2012	Patriots		Injured Reserve															
2013	Patriots	2/1	5	1	4	0.0	0.0	0	0	0.0	0	0	0	0	0	0	0	0
Totals – 3 Years		6/1	14	7	7	0.0	0.0	0	0	0.0	0	0	0	0	0	0	0	1

## FLETCHER'S CAREER GAME-BY-GAME

2010	Opponent	P/S	TT	UT	A	S	Yds	Int	Yds	PD	FF	FR	SpT	2012 Season: Injured Reserve
09/12	Cincinnati							Inactive						
09/19	N.Y. Jets							Inactive						
09/26	Buffalo							Inactive						
10/04	at Miami	p	0	0	0	-	-	-	-	-	-	-	-	
10/17	Baltimore	p	1	1	0	-	-	-	-	-	-	-	-	
10/24	at San Diego	p	3	2	1	-	-	-	-	1	-	-	1	
10/31	Minnesota	p	0	0	0	-	-	-	-	-	-	-	-	
11/07	at Cleveland	p	0	0	0	-	-	-	-	-	-	-	1	
11/14	at Pittsburgh	p	0	0	0	-	-	-	-	-	-	-	1	
11/21	Indianapolis	p	0	0	0	-	-	-	-	-	-	-	2	
11/25	at Detroit	p	3	3	0	-	-	-	1	-	-	-	1	
12/06	N.Y. Jets	p	0	0	0	-	-	-	-	-	-	-	-	
12/12	at Chicago	p	1	0	1	-	-	-	-	-	-	-	1	
12/19	Green Bay	p	2	2	0	1.0	8.0	-	-	-	-	-	-	
12/26	at Buffalo	p	2	2	0	1.0	0.0	1	0	1	-	1	2	
01/02	Miami	p	3	0	3	-	-	-	-	-	-	-	1	
2010 Totals	13/0	15	10	5	2.0	8.0	0	2	1	1	11	0		
01/16	N.Y. Jets	p	2	1	1	-	-	-	-	-	-	-	-	
2010 Postseason	1/0	2	1	1	0.0	0.0	0	0	0	0	0	0	0	
2011	Opponent	P/S	TT	UT	A	S	Yds	Int	Yds	PD	FF	FR	SpT	
09/12	at Miami	p	1	0	1	-	-	-	-	-	-	-	-	
09/18	San Diego	S	4	3	1	-	-	-	-	-	-	-	1	
09/25	at Buffalo	p	0	0	0	-	-	-	-	-	-	-	-	
10/02	at Oakland	p	4	4	0	-	-	-	-	-	-	-	-	
10/09	N.Y. Jets	p	0	0	0	-	-	-	-	-	-	-	1	
10/16	Dallas	p	0	0	0	-	-	-	-	-	-	-	1	
10/30	at Pittsburgh							Inactive						
11/06	N.Y. Giants							Inactive						
11/13	N.Y. Jets							Inactive						
11/21	Kansas City							Inactive						
11/27	at Philadelphia							Inactive						
12/04	Indianapolis							Inactive						
12/11	at Washington	S	10	6	4	-	-	-	-	-	-	-	1	
12/18	at Denver	S	3	2	1	-	-	-	-	-	-	1	-	
12/24	Miami	S	8	4	4	-	-	-	-	-	1	-	1	
01/01	Buffalo	S	7	6	1	-	-	-	-	-	-	-	-	
2011 Totals	10/5	37	25	12	0.0	0.0	0	0	0	0	1	1	5	
01/14	Denver	p	5	3	2	-	-	-	-	-	-	-	-	
01/22	Baltimore	p	2	1	1	-	-	-	-	-	-	-	-	
02/05	N.Y. Giants	p	0	0	0	-	-	-	-	-	-	-	1	
2011 Postseason	3/0	7	4	3	0.0	0.0	0	0	0	0	0	0	1	
2012	Opponent	P/S	TT	UT	A	S	Yds	Int	Yds	PD	FF	FR	SpT	
09/08	at Buffalo	p	0	0	0	-	-	-	-	-	-	-	-	
09/12	N.Y. Jets	p	0	0	0	-	-	-	-	-	-	-	2	
09/22	Tampa Bay	p	0	0	0	-	-	-	-	-	-	-	1	
09/29	at Atlanta	p	0	0	0	-	-	-	-	-	-	-	1	
10/06	at Cincinnati	p	0	0	0	-	-	-	-	-	-	-	-	
10/13	New Orleans	p	0	0	0	-	-	-	-	-	-	-	3	
10/20	N.Y. Jets	p	1	0	1	-	-	-	-	-	-	-	-	
10/27	Miami	p	2	2	0	1.0	7.0	-	-	-	-	-	2	
11/03	Pittsburgh	p	3	2	1	1.0	12.0	-	-	-	-	-	1	
11/18	at Carolina	p	0	0	0	-	-	-	-	-	-	-	1	
11/24	Denver	p	9	7	2	-	-	-	-	1	-	-	-	
12/01	at Houston	p	1	0	1	-	-	-	-	-	-	-	1	
12/08	Cleveland	S	0	0	0	-	-	-	-	-	-	-	1	
12/15	Miami	p	3	3	0	-	-	-	-	-	-	-	-	
12/22	at Baltimore							Inactive					-	
12/29	Buffalo	p	0	0	0	-	-	-	-	-	-	-	-	
2012 Totals	15/1	19	14	5	2.0	19.0	0	0	0	1	0	15		
01/11	Indianapolis	S	4	1	3	-	-	-	-	-	-	-	-	
01/19	at Denver	p	1	0	1	-	-	-	-	-	-	-	-	
2012 Postseason	2/1	5	1	4	0.0	0.0	0	0	0	0	0	0	0	
2014	Opponent	P/S	TT	UT	A	S	Yds	Int	Yds	PD	FF	FR	SpT	
09/07	Carolina	p	0	0	0	-	-	-	-	-	-	-	1	
09/14	St. Louis	p	1	1	0	-	-	-	-	-	-	-	1	
09/18	at Atlanta	S	4	2	2	0.5	3.0	-	-	1	-	-	-	
09/28	at Pittsburgh	S	7	3	4	-	-	-	-	-	-	-	-	
10/05	at New Orleans	S	5	2	3	-	-	-	-	-	-	-	-	
10/12	Baltimore	p	0	0	0	-	-	-	-	-	-	-	1	
10/26	Minnesota	p	0	0	0	-	-	-	-	-	-	-	2	
11/02	at Cleveland	p	0	0	0	-	-	-	-	-	-	-	-	
11/09	Atlanta	p	0	0	0	-	-	-	-	-	-	-	-	
11/16	at Washington	p	0	0	0	-	-	-	-	-	-	-	3	
11/23	at Chicago	p	1	1	0	-	-	-	-	-	-	-	1	
11/30	Cincinnati	p	0	0	0	-	-	-	-	-	-	-	-	
12/07	at Detroit	p	1	0	1	-	-	-	-	-	-	-	-	
12/14	at Carolina	p	0	0	0	-	-	-	-	-	-	-	1	
12/21	Green Bay	p	6	5	1	-	-	-	-	-	-	-	-	
12/28	New Orleans	S	4	4	0	-	-	-	-	-	-	-	-	
2014 Totals	16/4	29	18	11	0.5	3.0	0	0	0	1	0	0	10	



# TREY FLOWERS



# 98

HT: 6-2 WT: 265

Born: 8/16/1993 Exp. (NFL/Patriots): Rookie  
GP/GS (Playoffs): 1/0 (0/0) Acq: D4a-15 (101st)  
College: Arkansas Hometown: Huntsville, Ala.

**D E F E N S I V E   L I N E**

## CAREER TRANSACTIONS

Trey Flowers was drafted by the New England Patriots in the fourth round (101st overall) of the 2015 NFL Draft.

## SEASONAL REVIEWS

### 2015 (1/0)

- ★ Placed on injured reserve (12/1).
- ★ Was inactive at Denver (11/29).
- ★ Was inactive in the win vs. Buffalo (11/23).
- ★ Was inactive in the win at N.Y. Giants (11/15).
- ★ Was inactive in the win vs. Washington (11/8).
- ★ Was inactive in the win vs. Miami (10/29).
- ★ Was active for the first time and made his NFL debut on defense late in the first quarter of the win vs. N.Y. Jets (10/25).
- ★ Was inactive through the first five games of the season as he rehabbed from injury.

## COLLEGE

- ★ Played 49 games with 39 starts and registered 190 tackles, 18 sacks, one interception, 13 passes defended and four forced fumbles.
- ★ Completed his career as the active SEC leader and tied for second nationally in total tackles for loss (47½).

## PERSONAL

- ★ Born Aug. 16, 1993, to Robert and Jacqueline Flowers.
- ★ Named a two-time Alabama all-state honoree in 2009 and 2010.
- ★ Also played basketball.
- ★ Was named to the Razorback Honor Roll in the fall of 2011 and to the SEC Fall Academic Honor Roll in 2012 and 2013.
- ★ Studied economics at Arkansas.

## TREY FLOWERS

Pos: DL Ht: 6-2 Wt: 265 Year: R Acq: D4a-15 (101st) College: Arkansas Born: 8/16/93

REGULAR SEASON			TACKLES					INTERCEPTIONS					MISCELLANEOUS						
Year	Team	G/S	TT	UT	A	S	Yds	No	Yds	Avg	Lg	TD	PD	FF	FR	Yds	TD	SpT	
2015	Patriots	1/0	0	0	0	0.0	N/A	0	0	0.0	0	0	0	0	0	0	0	0	
Totals – 1 Year		1/0	0	0	0	0.0	N/A	0	0	0.0	0	0	0	0	0	0	0	0	



# JONATHAN FREENY



# SS

HT: 6-2 WT: 255  
 Born: 6/15/1989 Exp. (NFL/Patriots): 4/1  
 GP/GS (Playoffs): 57/7 (1/0) Acq: FA-15  
 College: Rutgers Hometown: Coconut Creek, Fla.

## LINEBACKER

### CAREER TRANSACTIONS

Jonathan Freeny was signed by the New England Patriots as a free agent on March 11, 2015 ... Originally signed by Miami as a rookie free agent (7/28/11) ... Released by Miami (9/3/11) ... Signed by Miami to the practice squad (12/7/11) ... Released by Miami (9/1/12) ... Signed by Miami to the practice squad (9/2/12) ... Signed by Miami to the 53-man roster from the practice squad (9/8/12).

### SEASONAL REVIEWS

#### 2015 (13/7, 1/0)

- ★ Made his postseason debut when he returned to action after missing three weeks due to injury and recorded three tackles in the playoff victory vs. Kansas City (1/16).
- ★ Was inactive due to an injury at Miami (1/3).
- ★ Was inactive due to an injury at N.Y. Jets (12/27).
- ★ Was inactive due to an injury in the win vs. Tennessee (12/20).
- ★ Contributed on defense and special teams before leaving the game with an injured hand in the second quarter of the win at Houston (12/13).
- ★ Started at linebacker and registered five tackles, two solo, vs. Philadelphia (12/6).
- ★ Started at linebacker. Recorded seven tackles, five solo, and his first NFL sack when he brought down Brock Osweiler for a 13-yard loss on third down, forcing the Broncos to punt in the first quarter of the game at Denver (11/29).
- ★ Started at linebacker recorded seven tackles, five solo, in the win vs. Buffalo (11/23). Freeny also recovered a Giants fumble on a punt return. After a fumble out of bounds, the play resulted in the Patriots gained possession at the Bills 30-yard line.
- ★ Started at linebacker and recorded eight tackles, four solo, and one pass defended in the win at N.Y. Giants (11/15).
- ★ Started at linebacker in place of Jamie Collins, who was inactive due to an illness and posted three tackles, two solo in the win vs. Washington (11/8). Freeny also recovered an onside kick in the first quarter and forced a fumble in the fourth quarter, but the ball went out of bounds and Washington retained possession.
- ★ Recorded one tackle on defense and one on special teams in the win vs. Miami (10/29).
- ★ Started at linebacker and made two tackles on defense and one on special teams in the win vs. N.Y. Jets (10/25).
- ★ Made his first NFL start and recorded eight tackles, six solo, in the win at Indianapolis (10/18), lining up at linebacker in place of the Dont'a Hightower who was out due to an injury.
- ★ Filled in at linebacker after Dont'a Hightower was injured and recovered a Jason Witten fumble in the

### EXTRA POINTS

- ★ Jonathan Freeny is a distant relative of former Indianapolis Colts and San Diego Chargers defensive end/linebacker Dwight Freeney.

fourth quarter of the win at Dallas (10/11).

- ★ Saw some action on defense, registering two tackles, and contributed heavily on special teams in the win vs. Jacksonville (9/27).
- ★ Saw limited action on defense at Buffalo (9/20).
- ★ Made his Patriots debut in the win vs. Pittsburgh (9/10) - played on special teams, registering one special teams tackle.

#### 2014 (12/0 - Miami)

- ★ Played in 12 games as a reserve linebacker and on special teams and finished with five tackles and one sack on defense and 10 special teams tackles.
- ★ Posted a season-high three tackles on defense at Jacksonville (10/26).

#### 2013 (16/0 - Miami)

- ★ Played all 16 games and posted three tackles on defense and ranked second on the team with 10 special team tackles.

#### 2012 (16/0 - Miami)

- ★ Played in all 16 games and recorded seven tackles and tied for second on team with seven special teams tackles.
- ★ Made NFL debut at Houston (9/9).
- ★ Registered a career high five tackles at New England (12/30).

#### 2011 (0/0 - Miami)

- ★ Released by Miami at the end of training camp and spent part of the season on the Dolphins practice squad.

### COLLEGE

- ★ Four-year letterman (2007-10) and two-year starter at Rutgers. Played in 46 games with 13 starts and finished career with 93 tackles, 20 tackles for loss, 11 sacks, one forced fumble, four fumble recoveries and an interception.
- ★ Started all 12 games at defensive end as a senior in 2010 and recorded 38 tackles and tied for team lead with three fumble recoveries.
- ★ Registered 33 tackles as a junior in 2009. Was recipient of the Most Improved Scholar Award
- ★ Led the team with 9½ sacks and tied for second with

12 tackles for loss.

★ Played in all 13 games as a sophomore in 2008 and registered 19 tackles. Started first career game in PapaJohns.com Bowl against N.C. State.

★ Played in eight games as a true freshman in 2007 and closed out freshman year with three tackles and five quarterback hurries.

PERSONAL

★ Born June 15, 1989.

★ Attended Coconut Creek (Fla.) High School where he was named first-team All-Broward selection as a senior by the *Miami Herald*.

★ Starred at both linebacker as well as defensive end.

★ Distant relative of defensive end Dwight Freeney.

JONATHAN FREENY

Pos: LB Ht: 6-2 Wt: 255 Year: 4th Acq: FA-15 College: Rutgers Born: 6/15/89

REGULAR SEASON			TACKLES					INTERCEPTIONS					MISCELLANEOUS					
Year	Team	G/S	TT	UT	A	S	Yds	No	Yds	Avg	Lg	TD	PD	FF	FR	Yds	TD	SpT
2011	Dolphins		Practice Squad															
2012	Dolphins	16/0	7	5	2	0.0	0.0	0	0	0.0	0	0	0	0	0	0	0	7
2013	Dolphins	16/0	3	2	1	0.0	0.0	0	0	0.0	0	0	0	0	0	0	0	10
2014	Dolphins	12/0	5	2	3	0.0	0.0	0	0	0.0	0	0	0	0	0	0	0	10
2015	Patriots	13/7	46	29	16	1.0	13.0	0	0	0.0	0	0	1	2	1	0	0	2
Totals – 4 Years		57/7	59	38	21	1.0	13.0	0	0	0.0	0	0	1	2	1	0	0	29
REGULAR SEASON			TACKLES					INTERCEPTIONS					MISCELLANEOUS					
Year	Team	G/S	TT	UT	A	S	Yds	No	Yds	Avg	Lg	TD	PD	FF	FR	Yds	TD	SpT7
2015	Patriots	1/0	3	0	3	0.0	0.0	0	0	0.0	0	0	0	0	0	0	0	0
Totals – 1 Years		1/0	3	0	3	0.0	0.0	0	0	0.0	0	0	0	0	0	0	0	0

Additional Statistics: 2015: Recovered 1 onside kick





# TYLER GAFFNEY



# 35

HT: 6-0 WT: 220  
 Born: 4/20/1991 Exp. (NFL/Patriots): 2/2  
 GP/GS (Playoffs): 0/0 (0/0) Acq: CW (CAR)-14  
 College: Stanford Hometown: San Diego, Calif.  
SUPER BOWLS:

## R U N N I N G B A C K



### CAREER TRANSACTIONS

Tyler Gaffney was claimed off waivers and awarded to the New England Patriots from Carolina on July 28, 2014 ... Originally drafted by Carolina in the sixth round (204th overall) in the 2014 NFL Draft ... Released by Carolina (7/27/14).

### SEASONAL REVIEWS

#### 2015 (0/0)

★ Suffered an injury during training camp for the second straight season and was placed on Injured Reserve.

#### 2014 (0/0, 0/0)

★ Suffered an injury in training camp while with Carolina and spent the season on Injured Reserve after being claimed by the Patriots off waivers.

### COLLEGE

★ Played in 49 games with 14 starts at Stanford over four seasons, recording 486 carries for 2,500 yards and 33 touchdowns. Also posted 32 receptions for 264 yards and four touchdowns.

★ Started 14 games as a senior in 2013, leading Stanford with 1,709 yards on 330 carries - the second-most yards and carries in school history - en route to earning second-team All-Pac 12 honors.

★ Led the conference and ranked fifth in the nation with 21 rushing touchdowns, the third-highest total in Stanford history.

★ Recorded nine 100-yard rushing performances, the second most in school history.

★ Gained 100-plus yards in five-straight games, the second-longest streak in Stanford history.

★ Earned Pac-12 Championship Game Most Valuable Player honors after rushing for 133 yards and three

### EXTRA POINTS

- ★ Gaffney played three seasons of college baseball as an outfielder at Stanford. He batted .300 and hit eight home runs as a Cardinal before being drafted by the Pittsburgh Pirates in the 24th round of the 2012 MLB Draft. Gaffney played 38 games for the State College Spikes, the former Single-A Affiliate for the Pirates and hit for a .297 average before returning to Stanford for his senior season in 2013.
- ★ Gaffney returned to Stanford following his rookie season and completed his degree in sociology and psychology.

touchdowns on 22 carries against Arizona State.

★ Played in 35 games from 2009-11 in his first three seasons of eligibility before leaving the football team to play minor league baseball in 2012. Returned to Stanford for his senior season in 2013.

### PERSONAL

- ★ Born April 20, 1991.
- ★ Attended Cathedral Catholic HS in San Diego, Calif.
- ★ Selected by the Pittsburgh Pirates in the 24th round of the 2012 MLB Amateur Draft.
- ★ Played as an outfielder in 38 games for the Pirates' Class A affiliate in State College, Pa. and recorded a .297 batting average.
- ★ Majored in sociology and psychology at Stanford.



# JIMMY GAROPPOLO



# 10

HT: 6-2 WT: 225

Born: 11/2/1991 Exp. (NFL/Patriots): 2/2

GP/GS (Playoffs): 11/0 (1/0) Acq: D2-14 (62nd)

College: Eastern Illinois Hometown: Arlington Heights, Ill.

SUPER BOWLS:

QUARTERBACK



## CAREER TRANSACTIONS

Jimmy Garoppolo was drafted by the New England Patriots in the second round (62nd overall) of the 2014 NFL Draft.

## SEASONAL REVIEWS

### 2015 (5/0)

- ★ Did not see action serving as Tom Brady's backup in the playoff victory vs. Kansas City (1/16).
- ★ Completed 1-of-4 passes for six yards on the Patriots final drive at Miami (1/3).
- ★ Did not see action serving as Tom Brady's backup at N.Y. Jets (12/27).
- ★ Did not see action serving as Tom Brady's backup in the win vs. Houston (12/20).
- ★ Did not see action serving as Tom Brady's backup in the win at Houston (12/13).
- ★ Did not see action serving as Tom Brady's backup vs. Philadelphia (12/6).
- ★ Did not see action serving as Tom Brady's backup at Denver (11/29).
- ★ Did not see action serving as Tom Brady's backup in the win vs. Buffalo (11/23).
- ★ Did not see action serving as Tom Brady's backup in the win at N.Y. Giants (11/15).
- ★ Saw action on the final kneel-down in the win vs. Washington (11/8).
- ★ Saw action on four handoffs in the last Patriots possession of the win vs. Miami (10/29).
- ★ Did not see action serving as Tom Brady's backup in the win vs. N.Y. Jets (10/25).
- ★ Did not see action serving as Tom Brady's backup in the win at Indianapolis (10/18).
- ★ Saw action on the final two kneel-downs in the win at Dallas (10/11).
- ★ Saw action in two plays on the last drive in the win vs. Jacksonville (9/27).
- ★ Did not see action serving as Tom Brady's backup through the first two weeks of the season.

### 2014 (6/0, 1/0)

- ★ Served as backup quarterback to Tom Brady. Appeared in six regular-season games in relief of Brady, completing 19-of-27 passes (70.4 %) for 182 yards and one touchdown.
- ★ Played in one postseason game but did not accrue any statistics.
- ★ Saw his first game action at Kansas City (9/29) after

the game was out of reach and engineered a seven play, 81-yard drive that included a 37-yard pass to Brandon LaFell before he culminated the drive with a 13-yard touchdown pass to Rob Gronkowski. His first NFL completion was a five-yard pass to Julian Edelman.

- ★ Came on for the final series in the win vs. Chicago (10/26), completing 3-of-3 passes for 22 yards to set up a Patriots field goal.
- ★ Played the entire second half of the season finale vs. Buffalo (12/28), completing 10-of-17 passes for 90 yards. Also rushed four times for 16 yards.
- ★ Came on for the final two offensive plays - both handoffs - in the AFC Championship Game win vs. Indianapolis (1/18).

## COLLEGE

- ★ Started all 45 games that he appeared in for Eastern Illinois, completing 1,047-of-1,668 passes (62.8%) for 13,151 yards, 118 touchdowns and 51 interceptions. Added eight rushing touchdowns on 260 carries.
- ★ Generated 13,089 yards in total offense in his career and was responsible for 126 touchdowns. Also handled some punting duties, kicking nine times for 287 yards (31.9 avg).
- ★ Finished sixth in Football Championship Subdivision annals with 118 touchdown passes and seventh with 13,151 yards passing.
- ★ Set Ohio Valley Conference (OVC) records with 1,047 pass completions for 13,151 yards and 118 touchdowns.
- ★ Garoppolo's 13,089 yards in total offense saw him join New Orleans Saints head coach Sean Payton (10,298 yards; 1983-86) as the only Panthers to generate at least 10,000 yards in total offense for Eastern Illinois.

## PERSONAL

- ★ Played quarterback at Rolling Meadows and passed for 1,888 yards and 16 touchdowns as a senior, earning Northwest Suburban All-Area honors.
- ★ Also rushed for 563 yards and seven touchdowns, helping lead his team to Mid-Suburban East League championships and IHSA Class 7A playoff berth.
- ★ As a junior, passed for 2,072 yards and 18 touchdowns while completing 152-of-253 (60.1%) passes as a junior. Added 552 yards and 7 touchdowns on the ground.
- ★ Brother Mike played football at Western Illinois.
- ★ Studied management at Eastern Illinois.

# JIMMY GAROPPOLO

Pos: QB Ht: 6-2 Wt: 225 lbs Year: 2nd Acq: D2-14 (62nd) College: Eastern Illinois Born: 11/2/91

REGULAR SEASON					PASSING STATISTICS									
Year	Team	G/S	Att	Cmp	Yds	Yds/Att	Pct	TD	TD %	Int	Int %	Lg	Sacks	Rating
2014	Patriots	6/0	27	19	182	6.74	70.4	1	3.7	0	0.0	37	5/36	101.2
2015	Patriots	5/0	4	1	6	1.50	25.0	0	0.0	0	0.0	0	0/0	39.6
<b>Totals – 2 Years</b>		<b>11/0</b>	<b>31</b>	<b>20</b>	<b>188</b>	<b>6.74</b>	<b>64.5</b>	<b>1</b>	<b>3.7</b>	<b>0</b>	<b>0.0</b>	<b>37</b>	<b>5/36</b>	<b>91.9</b>

**Additional Statistics:** 2014: 10 Rushing Attempts for 9 Yards.

POSTSEASON					PASSING STATISTICS									
Year	Team	G/S	Att	Cmp	Yds	Yds/Att	Pct	TD	TD %	Int	Int %	Lg	Sacks	Rating
2014	Patriots	1/0	0	0	0	0.0	0.0	0	0.0	0	0.0	0	0/0	0.0
<b>Totals – 1 Year</b>		<b>1/0</b>	<b>0</b>	<b>0</b>	<b>0</b>	<b>0.0</b>	<b>0.0</b>	<b>0</b>	<b>0.0</b>	<b>0</b>	<b>0.0</b>	<b>0</b>	<b>0/0</b>	<b>0.0</b>

## GAROPPOLO'S CAREER GAME-BY-GAME

Passing														Rushing					
2014	Opponent	P/S	Att	Cmp	Yds	Pct	TD	Lg	Int	S	Yds	Rating		Rush	Yds	Lg	TD	W/L	Score
09/07	at Miami				Did Not Play														
09/14	at Minnesota				Did Not Play														
09/21	Oakland				Did Not Play														
09/29	at Kansas City	p	7	6	70	85.7%	1	37	0	1	6	147.9		0	0	0	0		
10/05	Cincinnati	p	0	0	0									3	-4	-1	0		
10/12	at Buffalo				Did Not Play														
10/16	N.Y. Jets				Did Not Play														
10/26	Chicago	p	3	3	22	100.0%	0	17	0	1	11	97.2		1	-1	-1	0		
11/02	Denver				Did Not Play														
11/16	at Indianapolis	p	0	0	0									2	-2	-1	0		
11/23	Detroit				Did Not Play														
11/30	at Green Bay				Did Not Play														
12/07	at San Diego				Did Not Play														
12/14	Miami	p	0	0	0									0	0	0	0		
12/21	at N.Y. Jets				Did Not Play														
12/28	Buffalo	p	17	10	90	58.8%	0	20	0	3	19	97.2		4	16	9	0		
<b>2014 Totals</b>		<b>6/0</b>	<b>27</b>	<b>19</b>	<b>182</b>	<b>70.4%</b>	<b>1</b>	<b>37</b>	<b>0</b>	<b>5</b>	<b>36</b>	<b>101.2</b>		<b>10</b>	<b>9</b>	<b>9</b>	<b>0</b>	<b>N/A</b>	
01/10	Baltimore				Did Not Play														
01/18	Indianapolis	p	0	0	0														
02/01	Seattle				Did Not Play														
<b>2014 Postseason</b>		<b>1/0</b>	<b>0</b>	<b>0</b>	<b>0</b>									<b>0</b>	<b>0</b>	<b>0</b>		<b>N/A</b>	



BRANDON  
GIBSON



13

HT: 6-0 WT: 210  
Born: 8/13/1987 Exp. (NFL/Patriots): 7/1  
GP/GS: 76/46 (0/0) Acq: FA-15

College: Washington State Hometown: Puyallup, Wash.

W I D E R E C E I V E R

### CAREER TRANSACTIONS

Brandon Gibson was signed by the New England Patriots as a free agent on March 11, 2015 ... Originally drafted by Philadelphia in the sixth round (194th overall) of the 2009 NFL Draft ... Acquired by St. Louis along with a 2010 fifth-round draft selection from Philadelphia in a trade on Oct. 20, 2013, in exchange for S Will Witherspoon ... Signed by Miami as an unrestricted free agent from St. Louis (3/15/13) ... Released by Miami (2/27/15).

### SEASONAL REVIEWS

#### 2015 (0/0)

★ Suffered an injury during the preseason contest at New Orleans (8/22) and was placed on Injured Reserve.

#### 2014 (14/5 – Miami)

★ Played in 14 games with five starts and compiled 29 receptions for 295 yards and one touchdown.

★ Was inactive vs. Green Bay (10/12) and at Chicago (10/19).

★ Posted a season-high five receptions for 42 yards at Denver (11/23).

★ Caught two passes for a season-high 50 yards vs. Minnesota (12/21).

### 2013 (7/3 – Miami)

★ Played in seven games with three starts and recorded 30 receptions for 326 yards and three touchdowns. Missed the final nine games of the season after being placed on injured reserve (10/29) due to a knee injury.

★ Recorded a season-high seven receptions for 77 yards in the season-opening win at Cleveland (9/8).

★ Had five receptions for 42 yards and two touchdowns vs. Buffalo, his second career multi-TD game. Became the first Dolphins receiver with two or more TD receptions in a game since Marty Booker at Detroit on Nov. 10, 2006.

★ Recorded one reception for a four-yard touchdown at New England (10/27) before being forced from the game with an injury.

★ Placed on injured reserve on Oct. 29 and missed the rest of the season.

### 2012 (16/13 – St. Louis)

★ Played in 16 games with 13 starts for St. Louis and compiled his best statistical season with 51 receptions for 691 yards and five touchdowns.

★ Posted a team-high seven receptions for 91 yards at Miami (10/14).

★ Caught three passes for nine yards and two touchdowns vs. N.Y. Jets (11/18). It was the first multi-TD game of his career.

★ Collected a team-high six receptions for 100 yards at Buffalo (12/9), including a 13-yard, game-winning touchdown catch with 54 seconds left to play. It was the first 100-yard performance of his career.

### 2011 (15/9 – St. Louis)

★ Appeared in 15 games with nine starts and compiled 36 receptions for 431 yards and one touchdown. Added two rushes for 16 yards.

★ Recorded season highs with five receptions for 55 yards and a 34-yard touchdown vs. Baltimore (9/25).

★ Had five catches for 54 yards at Arizona (11/6).

### 2010 (14/12 – St. Louis)

★ Played in 14 games with 12 starts and recorded 53 receptions for 620 yards and two touchdowns. Added three rushes for 28 yards (9.3 avg.).

★ Scored first touchdown of the season and finished with three receptions for 50 yards vs. Seattle (10/3).

★ Compiled a career high eight receptions for 72 yards at San Francisco (12/4).

★ Posted five receptions for 42 yards and a touchdown vs. Atlanta (11/21).

### 2009 (1/0 – Philadelphia)

★ Began his rookie season with Philadelphia and played in one game before being traded to St. Louis on Oct. 20.

★ Did not accrue any statistics.

★ Was inactive for four games.

### GIBSON'S SINGLE GAME CAREER HIGHS

#### Single-Game Highs:

<b>Receptions</b>	8 at San Francisco (11/14/10)
<b>Yards</b>	100 at Buffalo (12/9/12)
<b>Longest Reception</b>	46 (10/6/13) vs. Baltimore
<b>Receiving TDs</b>	2 at Buffalo (9/8/13) vs. Denver (11/24/13)

### 2009 (9/4 – St. Louis)

★ Joined the team midseason following a trade from Philadelphia and played in nine games with four starts and caught 34 passes for 348 yards and one touchdown.

★ Led the team with seven receptions for 93 yards vs. New Orleans (11/15). The 93 yards receiving was the top performance among Rams receivers on the season.

★ Made his first career start at Seattle (11/29) and tallied three receptions for 18 yards.

★ Scored his first career touchdown reception on a 21-yard scoring catch at Arizona (12/27) and finished the game with five receptions for a team-high 51 yards.

### COLLEGE

★ Four-year letterman (2005-08) at Washington State. Played in 48 career games with 36 starts and left as school's all-time leader with 2,756 yards and 17 touchdowns. His 182 receptions ranked second in school history.

★ Recorded 11 games with 100-plus receiving yards.

★ Earned honorable mention All-Pac-10 Conference honors as a senior in 2008. Named the team's Offensive MVP. Led team with 57 receptions for 673 yards.

★ Named third-team All America and first-team All-Pac-10 selection as a junior in 2007. Broke school's single-season record with 1,180 receiving yards and his nine touchdown receptions ranked eighth in school history.

★ Earned honorable mention Academic All-Pac-10 honors as a sophomore in 2006 after he recorded 49 receptions for 731 yards and four touchdowns. His 91-yard reception at Arizona (9/30/06) was the second-longest in school history at the time.

★ Member of school's basketball team in 2005.

★ Majored in history with a teaching emphasis at Washington State.

### PERSONAL

★ Born Aug. 13, 1987 in Germany.

★ Attended Rogers High School in Puyallup, Wash., and earned All-SPSL honors as a senior. Produced 946 all-purpose yards.

★ Also lettered in basketball and earned second-team All-SPSL honors in the sport as a junior.

★ His uncle, Vaughn Williams, was a defensive back for the Indianapolis Colts and San Francisco 49ers in the 1980s.

# BRANDON GIBSON

Pos: WR Ht: 6-0 Wt: 210 Year: 7th Acq: FA-15 College: Washington State Born: 8/13/87

REGULAR SEASON			RECEIVING				
Year	Team	G/S	Rec	Yds	Avg	Lg	TD
2009	Eagles/Rams	10/4	34	348	10.2	23	1
2010	Rams	14/12	53	620	11.7	41	2
2011	Rams	15/9	36	431	12.0	34t	1
2012	Rams	16/13	51	691	13.5	34t	5
2013	Dolphins	7/3	30	326	10.9	46	3
2014	Dolphins	14/5	29	295	10.2	40	1
2015	Patriots		Injured Reserve				
Totals – 7 Years		76/46	233	2711	11.6	46	13

**Additional Statistics:** Rushing: 5 rushes for 44 yards; 2010 - 3 rushes for 28 yards; 2011 - 2 rushes for 16 yards.

## GIBSON'S CAREER GAME-BY-GAME

2009	Opponent	P/S	No	Yds	Avg	Lg	TD
09/27	#Kansas City	p	-	-	-	-	-
11/01	at Detroit	p	-	-	-	-	-
11/15	New Orleans	p	7	93	13.3	23	0
11/22	Arizona	p	5	61	12.2	22	0
11/29	Seattle	s	3	18	6.0	7	0
12/06	at Chicago	p	3	38	12.7	21	0
12/13	at Tennessee	s	6	43	7.2	10	0
12/20	Houston	p	2	26	13.0	18	0
12/27	at Arizona	s	5	51	10.2	21t	1
01/03	San Francisco	s	3	18	6.0	8	0
<b>2009 Totals</b>		<b>10/4</b>	<b>34</b>	<b>348</b>	<b>10.2</b>	<b>23</b>	<b>1</b>
#With Philadelphia							
2010	Opponent	P/S	No	Yds	Avg	Lg	TD
09/12	Arizona		Inactive				
09/19	at Oakland		Inactive				
09/26	Washington	s	3	33	11.0	16	0
10/03	Seattle	s	3	50	16.7	23	1
10/10	at Detroit	s	2	34	17.0	30	0
10/17	San Diego	s	3	33	11.0	12	0
10/24	at Tampa Bay	s	1	11	11.0	11	0
10/31	Carolina	s	6	67	11.2	33	0
11/14	at San Francisco	s	8	72	9.0	17	0
11/21	Atlanta	s	5	42	8.4	13t	1
11/28	at Denver	s	3	29	9.7	14	0
12/05	at Arizona	s	6	54	9.0	15	0
12/12	at New Orleans	s	4	67	16.8	32	0
12/19	Kansas City	s	3	29	9.7	13	0
12/26	San Francisco	p	3	69	23.0	41	0
01/02	at Seattle	p	3	30	10.0	14	0
<b>2010 Totals</b>		<b>14/12</b>	<b>53</b>	<b>620</b>	<b>11.7</b>	<b>41</b>	<b>2</b>
2011	Opponent	P/S	No	Yds	Avg	Lg	TD
09/11	Philadelphia	s	3	50	16.7	31	0
09/19	at N.Y. Giants	s	4	52	13.0	18	0
09/25	Baltimore	s	5	55	11.0	34t	1
10/02	Washington	s	1	14	14.0	14	0
10/16	at Green Bay	s	4	43	10.8	21	0
10/23	at Dallas		Inactive				
10/30	New Orleans	s	2	27	13.5	14	0
11/06	at Arizona	p	5	54	10.8	22	0
11/13	at Cleveland	s	-	-	-	-	-
11/20	Seattle	s	4	37	9.3	11	0
11/27	Arizona	s	2	30	15.0	22	0
12/04	at San Francisco	p	4	42	10.5	14	0
12/12	at Seattle	p	1	6	6.0	6	0
12/18	Cincinnati	p	-	-	-	-	-
12/24	at Pittsburgh	p	-	-	-	-	-
01/01	San Francisco	p	1	21	21.0	21	0
<b>2011 Totals</b>		<b>15/9</b>	<b>36</b>	<b>431</b>	<b>12.0</b>	<b>34t</b>	<b>1</b>
2012	Opponent	P/S	No	Yds	Avg	Lg	TD
09/09	at Detroit	s	4	51	12.8	23t	1
09/16	Washington	s	2	53	26.5	34t	1
09/23	at Chicago	s	2	19	9.5	11	0
09/30	Seattle	s	2	28	14.0	14	0
10/04	Arizona	s	3	33	11.0	14	0
10/14	at Miami	s	7	91	13.0	22	0
10/21	Green Bay	s	5	50	12.0	15	0
10/28	New England	s	3	46	15.3	22	0
11/11	at San Francisco	p	3	47	15.7	24	0
11/18	N.Y. Jets	p	3	9	3.0	6	2
11/25	at Arizona	s	-	-	-	-	-
12/02	San Francisco	s	-	-	-	-	-
12/09	at Buffalo	s	6	100	16.7	24	1
12/16	Minnesota	s	6	76	12.7	18	0
12/23	at Tampa Bay	p	2	33	16.5	20	0
12/30	at Seattle	s	3	45	15.0	21	0
<b>2012 Totals</b>		<b>16/13</b>	<b>51</b>	<b>691</b>	<b>13.5</b>	<b>34t</b>	<b>5</b>
2013	Opponent	P/S	No	Yds	Avg	Lg	TD
09/08	at Cleveland	p	7	77	11.0	24	0
09/15	at Indianapolis	p	1	11	11.0	11	0
09/22	Atlanta	s	6	49	8.2	19	0
09/30	at New Orleans	s	6	71	11.8	28	0
10/06	Baltimore	s	4	74	18.5	46	0
10/20	Buffalo	p	5	40	8.0	16	2
10/27	at New England	p	1	4	4.0	4t	1
10/31	Cincinnati		Placed on Injured Reserve (10/29/13)				
<b>2013 Totals</b>		<b>7/3</b>	<b>30</b>	<b>326</b>	<b>10.9</b>	<b>46</b>	<b>3</b>
2014	Opponent	P/S	No	Yds	Avg	Lg	TD
09/07	New England	p	1	9	9.0	9	0
09/14	at Buffalo	s	3	27	9.0	12	0
09/21	Kansas City	s	1	3	3.0	3	0
09/28	at Oakland	s	2	26	13.0	17	0
10/12	Green Bay		Inactive				
10/19	at Chicago		Inactive				
10/26	at Jacksonville	p	1	7	7.0	7	0
11/02	San Diego	p	1	18	18.0	18	0
11/09	at Detroit	p	2	20	10.0	16	0
11/13	Buffalo	s	2	13	6.5	7t	1
11/23	at Denver	p	5	42	8.4	13	0
12/01	at N.Y. Jets	s	2	17	8.5	14	0
12/07	Baltimore	p	1	7	7.0	7	0
12/14	at New England	p	3	29	9.7	12	0
12/21	Minnesota	p	2	50	25.0	40	0
12/28	N.Y. Jets	p	3	27	9.0	15	0
<b>2014 Totals</b>		<b>14/5</b>	<b>29</b>	<b>295</b>	<b>10.2</b>	<b>40</b>	<b>1</b>





# STEPHEN GOSTKOWSKI



# 3

HT: 6-1 WT: 215  
Born: 1/28/1984 Exp. (NFL/Patriots): 10/10  
GP/GS (Playoffs): 152/0 (18/0) Acq: D4b-06 (118th)  
College: Memphis Hometown: Madison, Miss.

KICKER

PRO BOWLS: 08 13 14 15 14

**PRONOUNCED** gost-COW-ski

## CAREER TRANSACTIONS

Stephen Gostkowski was drafted by the New England Patriots in the fourth round (118th overall) of the 2006 NFL Draft.

## CAREER HIGHLIGHTS

- ★ Currently the Patriots' all-time leading scorer with 1,330 career points.
- ★ Gostkowski has hit 276-of-316 career field goal attempts, and his 87.6 percent accuracy rate is the highest in Patriots history and second-best in NFL history.
- ★ Elected to the Pro Bowl four times (2008, 13-15), named Associated Press All-Pro First Team in 2008 and AP All-Pro Second Team in 2014.
- ★ Led the NFL in points (156) and field goals made (35) in 2014, while also setting a team record with his 94.6 field goal percentage (35-of-37). His 156 points are second in team annals behind his 158 points in 2013.
- ★ With 151 points in 2015, Gostkowski is one of three players to lead the league in scoring for at least five seasons.
- ★ Gostkowski became the first player in NFL history with four separate 150-point seasons.
  - 153 in 2012
  - 158 in 2013
  - 156 in 2014
  - 151 in 2015
- ★ Finished the 2013 season with a career-high and NFL-leading 158 points, surpassing Gino Cappelletti's team record of 155 set in 1964. The 158 points were the fifth-most in NFL history. Connected on all 44 extra point attempts and 38-of-41 field goals on the year.
- ★ Gostkowski broke his own Patriots single-season record and led the NFL with 38 successful field goals in 2013, tied for fifth-most in NFL history.
- ★ Became the first player in NFL history to reach the

## FOUR-TIME LEAGUE LEADER

Gostkowski led the NFL in scoring for the third straight season in 2014 and fourth time in his career. He is one of three players to league in scoring for four seasons and joined Don Hutson, Gino Cappelletti, Pat Harder and Pat Hornung as the fifth player to lead the NFL in scoring for at least three straight seasons

### NFL Record for Most Seasons Leading the League in Scoring

5	Don Hutson, Packers (1940-44)
5	Gino Cappelletti, Patriots (1961, 1963-66)
4	<b>Stephen Gostkowski, Patriots (2008, 2012-14)</b>
3	Earl Clark, Portsmouth Spartans (1932), Lions (1935-36)
3	Pat Herrer, Chicago Cardinals (1947-49)
3	Paul Hornung, Packers (1959-61)

## EXTRA POINTS

- ★ Coming out of high school, Gostkowski received an athletic scholarship to pitch for the University of Memphis baseball team. He also made the football team as a walk-on and finished his college career as the team's all-time leading scorer with 369 points.

1,000-point plateau in under 120 games (119).

- ★ Scored over 100 points in each of his first four NFL seasons and in nine of his first 10 campaigns.
- ★ Gostkowski was perfect in the 2006 playoffs, connecting on all eight of his field goals, including a game-winning, 31-yard boot with 1:10 remaining to seal the Patriots' Divisional Playoff victory at San Diego (1/14/07).
- ★ Gostkowski kicked the longest field goal in Patriots playoff history when he nailed a 50-yard attempt at San Diego (1/14/07).
- ★ Gostkowski's 57-yard field goal at Dallas (10/11/15) was the longest field goal in his career, and ties for the longest field goal in Patriots history.
- ★ Gostkowski has made 17-of-22 from 50 yards or more and has the most 50-yard field goals in New England history.
- ★ Owns a team record 139-game scoring streak.
- ★ Gostkowski is 77-of-80 (96.3 pct.) on fourth-quarter field goal attempts.
- ★ Has converted 463 consecutive extra points since 2006, first in NFL history.
- ★ Ranks fourth on the NFL all-time postseason kicking points list (tied for fifth in overall points) with 126 career points.
- ★ Set a team record between 2014-15 connecting on 31 consecutive field goals.

## SEASONAL REVIEWS

### 2015 (16/0, 1/0)

- ★ Converted 2-of-2 field goals and 3-of-3 extra points in the playoff victory vs. Kansas City (1/16).
- ★ Converted 1-of-2 field goals and 1-of-1 extra points at Miami (1/3). Gostkowski finished the season with a league-leading 151 points, becoming the first player in NFL history with four separate 150-point seasons and the third player to lead the NFL in points for five separate seasons.
- ★ Converted 2-of-2 field goals and 2-of-2 extra points at N.Y. Jets (12/27).
- ★ Converted 4-of-5 field goals and 3-of-3 extra points in the win vs. Tennessee (12/20).
- ★ Converted 2-of-2 field goals and 3-of-3 extra points in the win at Houston (12/13).

## EVEN STEPHEN

Since joining the Patriots as a fourth-round draft choice in 2006, Stephen Gostkowski has connected on 87.3 percent of his regular-season field goal attempts (276-for-316), achieving the best field goal percentage in Patriots history.

### PATRIOTS ALL-TIME LEADERS / FIELD GOAL PCT.

(Minimum 50 Attempts)

Player	Years	FGM	FGA	Pct.
Stephen Gostkowski	2006-15	276	316	.873
Adam Vinatieri	1996-05	263	321	.819

### PATRIOTS SINGLE-SEASON LEADERS / FGs MADE

Player	Year	FGM	FGA	Pct.
Stephen Gostkowski	2013	38	41	.927
Stephen Gostkowski	2008	36	40	.900
Stephen Gostkowski	2014	35	37	.946
Stephen Gostkowski	2015	33	36	.917
Tony Franklin	1986	32	41	.780
Adam Vinatieri	2004	31	33	.939
Adam Vinatieri	1998	31	39	.795

### PATRIOTS SINGLE-SEASON LEADERS / FIELD GOAL PCT.

(Minimum 16 Attempts)

Player	Year	FGM	FGA	Pct.
Stephen Gostkowski	2014	35	37	.946
Adam Vinatieri	2004	31	33	.939
Stephen Gostkowski	2013	38	41	.927
Stephen Gostkowski	2015	33	36	.917
Stephen Gostkowski	2008	36	40	.900
Adam Vinatieri	2002	27	30	.900

### PATRIOTS SINGLE-SEASON LEADERS / POINTS SCORED

Player	Year	TD	2-PT	FG	PAT	Pts.
Stephen Gostkowski	2013	0	0	38	44	158
Stephen Gostkowski	2014	0	0	35	51	156
Gino Cappelletti	1964	7	1	25	36	155
Stephen Gostkowski	2012	0	0	29	66	153
Stephen Gostkowski	2015	0	0	33	52	151
Stephen Gostkowski	2008	0	0	36	40	148
Stephen Gostkowski	2015	0	0	32	51	147
Gino Cappelletti	1961	8	0	17	48	147

★ Converted 4-of-4 extra points and executed a successful on-side kick in the fourth quarter, marking the third successful on-side kick of his career vs. Philadelphia (12/6).

★ Converted 3-of-3 extra points and a 47-yard field goal in the snow during the final seconds of the fourth quarter to send the game into overtime at Denver (11/29).

★ Converted 2-of-3 field goals and 2-of-2 extra points in the win vs. Buffalo (11/23).

★ Converted 2-of-2 field goals and 3-of-3 extra points in the win at N.Y. Giants (11/15). Gostkowski's second field goal was from 54-yards with one second remaining in the game. The kick marks the seventh game-winning field goal of his career. Gostkowski is now 4-of-4 on 50-yard field goals in 2015, and has extended his franchise record to 30 consecutive field goals.

★ Converted 2-of-2 field goals and 3-of-3 extra points in the win vs. Washington (11/8). Gostkowski also successfully executed his first onside kick of the season in the first quarter of the game.

★ Converted 2-of-2 field goals and 4-of-4 extra points in the win vs. Miami (10/29). He is now 3-of-3 on 50-yard field goals in 2015 and owns the franchise record, connecting on 26 consecutive field goals dating back to

## HONORS & AWARDS

### 2015

Associated Press All-Pro First Team  
Pro Bowl  
AFC Special Teams Player of the Week (Wk 11)  
AFC Special Teams Player of the Week (Wk 7)  
AFC Special Teams Player of the Month (September)

### 2014

Pro Bowl  
Associated Press All-Pro Second Team

### 2013

Pro Bowl  
AFC Special Teams Player of the Month (October)

### 2009

AFC Special Teams Player of the Week (Wk 9)

### 2008

Pro Bowl  
Associated Press All-Pro First Team  
Pro Football Weekly/PFWA All-NFL Team  
ESPN.com All-Pro Team  
SI.com All-Pro Team  
Sporting News All-Pro Team  
Dallas Morning News All-Pro Team  
Pro Football Weekly/PFWA All-AFC Team  
AFC Special Teams Player of the Month (October)

## GOSTKOWSKI'S SINGLE GAME CAREER HIGHS

### Regular Season

Extra Points Made:	8	vs. Indianapolis (11/18/12)
		vs. Tennessee (10/18/09)
		at Buffalo (11/18/07)
Extra Points Att:	8	vs. Indianapolis (11/18/12)
		vs. Tennessee (10/18/09)
		at Buffalo (11/18/07)
Field Goals Made:	5	vs. Cincinnati (10/5/14)
Field Goals Att.:	5	vs. Cincinnati (10/5/14)
		vs. Arizona (9/16/12)
Long:	57	at Dallas (10/11/15)
Points:	19	vs. Cincinnati (10/5/14)

last season. Gostkowski has connected on 49 straight field goals at home.

★ Converted 3-of-3 field goals and 3-of-3 extra points in the win vs. N.Y. Jets (10/25). Dating back to 12/07/14, Gostkowski has connected on 24 straight field goals topping his personal best. He is one away from Adam Vinatieri's record of 25 consecutive field goals. Earn AFC Special Teams Player of the Week for his Week 7 performance.

★ Converted 2-of-2 field goals and 4-of-4 extra points in the win at Indianapolis (10/18). Dating back to 12/07/14, Gostkowski has connected on 21 straight field goals tying his personal best.

★ Converted 3-of-3 field goals and 3-of-3 extra points in the win at Dallas (10/11), including a 57-yarder that marks a personal best for Gostkowski and ties Adam Vinatieri's record for the longest field goal in team history.

★ Earned AFC Special Teams Player of the Month honors for September.

## LEAGUE LEADER

Stephen Gostkowski led the NFL in 2013 with 158 total points, a single-season career-high, and the fifth-highest single-season total in league history. Gostkowski's total also broke the previous team record of 155 points by Gino Cappelletti in 1964. He followed that performance with 156 points in 2014, the seventh-highest total in NFL annals.

### NFL Record for Most Points by a Kicker

166	David Akers (San Francisco) in 2011
164	Gary Anderson (Minnesota) in 1998
163	Jeff Wilkins (St. Louis) in 2003
161	Mark Moseley (Washington) in 1983
<b>158</b>	<b>Stephen Gostkowski (New England) in 2013</b>
157	Mike Vanderjagt (Indianapolis) in 2003
<b>156</b>	<b>Stephen Gostkowski (New England) in 2014</b>

## GOING LONG

Gostkowski is 17-of-22 from 50 yards or more, most in team history.

Player	Years	FGM	FGA	Pct.
<b>Stephen Gostkowski</b>	<b>2006-15</b>	<b>17</b>	<b>22</b>	<b>77.3</b>
Adam Vinatieri	1996-2005	8	17	47.1
Tony Franklin	1984-87	3	6	50.0

★ Set an NFL record by 6-for-6 to extend his streak to 425 consecutive extra points in the win vs. Jacksonville (9/27). Also converted 3-of-3 field goals.

★ Converted 4-of-4 field goals including a 50-yarder in the third quarter that marked the 14th of Gostkowski's career. Also made 4-of-4 extra points.

★ Converted 4-of-4 extra points in the win vs. Pittsburgh (9/10).

### 2014 (16/0, 3/0)

★ Named to his third career Pro Bowl and earned Associated Press All-Pro Second-Team honors after leading the league in points (156) and field goals made (35). Also set a team record with his 94.6 field goal percentage (35-of-37).

★ Became the Patriots all-time leading scorer (1,165 points) after converting 2-of-2 field goals and 5-of-5 extra points in the win vs. Miami (12/14).

★ Connected on a career high 5-of-5 field goals and tacked on 4-of-4 extra points for a career-high 19 points in the win vs. Cincinnati (10/5).

★ Converted 3-of-4 field goals, including a season-long 53-yarder, and tacked on four extra points in the win at Buffalo (10/12).

★ Passed Gino Cappelletti for second on the Patriots all-time scoring list after converting 2-of-2 field goals and tacking on 4-of-4 extra points in the win vs. Detroit (11/23).

★ Converted 5-of-5 extra points in the AFC Divisional win vs. Baltimore (1/10), becoming just the seventh player in NFL history with at least 100 kicking points in the postseason.

★ Made a 21-yard field goal and tacked on 6-of-6 extra points in the AFC Championship Game win vs. Indianapolis (1/18), becoming just the 11th player to make at least 20 career postseason field goals.

★ Converted 4-of-4 extra points in the Super Bowl XLIX win vs. Seattle (2/1) to tie Adam Vinatieri (117) for most postseason kicking points in Patriots history and move into fourth place on the NFL's all-time postseason

## EVEN STEPHEN

Stephen Gostkowski's field goal percentage is tied for third-highest among NFL kickers all-time.

Player	Years	FGM	FGA	Pct.
Dan Bailey	2011-15	144	159	90.6
Justin Tucker	2012-15	130	148	87.8
<b>Stephen Gostkowski</b>	<b>2006-15</b>	<b>276</b>	<b>316</b>	<b>87.3</b>
Steven Hauschka	2008-15	158	182	86.8
Mike Vanderjagt	1998-06	230	266	86.5
Nate Kaeding	2004-12	181	210	86.2
Rob Bironas	2005-13	239	279	85.7
Shayne Graham	2001-15	277	324	85.5

kicking points list.

★ Kicked touchbacks on all five kickoff attempts in the Super Bowl, becoming the first kicker in NFL history to prevent a kickoff return in a Super Bowl in NFL history.

### 2013 (16/0, 2/0)

★ Earned Pro Bowl honors for the second time in his career.

★ Earned AFC Special Teams Player of the Month honors for October.

★ Reached the 1,000 point mark his 119th career game, the only player in NFL history to reach that mark in fewer than 120 games.

★ Set a career-high with 21 consecutive field goals made in 2013, falling just two games shy of Adam Vinatieri's franchise record.

★ Played in all 16 regular-season games and finished first in the NFL with 158 total points, a single-season career high and a Patriots team record, surpassing the 155 total points scored by Gino Cappelletti in 1964. Became one of six players in NFL history to lead the league in scoring in three separate seasons.

★ Converted 38-of-41 field goals, setting the franchise record for most field goals in a season. His 92.7 conversion rate was second highest in team history. The 38 field goals tied for fifth-most in a single season in NFL history.

★ Played in both playoff games and converted all six extra points and the lone field goal he attempted.

★ Converted a career-high three game-winning field goal attempts:

- Week 1 at Buffalo
- Week 12 vs. Denver (OT)
- Week 13 at Houston

★ Nailed a game-winning 35-yard field goal with :05 left to give the Patriots a 23-21 season-opening win at Buffalo (9/8).

★ Connected on all three field goal attempts vs. New Orleans (10/13), including a career-long 54-yarder in the third quarter.

## GOSTKOWSKI'S GAME-WINNERS

Time Left	Distance	Final Score	Opp	Date
0:01, 4th	54	27-26	NYG	11/15/15
3:12, 4th	53	34-31	HOU	12/1/13
1:56, OT	31	34-31	DEN	11/24/13
0:05, 4th	35	23-21	BUF	9/8/13
11:02, OT	48	29-26	NYJ	10/21/12
1:56, OT	35	23-20	BAL	10/17/10
1:10, 4th	31	24-21	SD	1/14/07*

\*Postseason game

**MOST CONSECUTIVE GAMES SCORING****Patriots Record for Most Consecutive Games Scoring**

<b>139</b>	<b>Stephen Gostkowski (12/16/07 - present)</b>
101	Adam Vinatieri (11/24/96 - 12/29/02)
101	John Smith (9/28/75 - 10/2/80)

**CONSECUTIVE EXTRA POINTS**

Gostkowski is first in NFL history for most consecutive extra points made.

**Most Consecutive (Kicking) Points After Touchdown**

<b>463</b>	<b>Stephen Gostkowski, New England (2006-present)</b>
422	Matt Stover, Baltimore (1996-2008), Indianapolis (2009)
371	Jason Elam, Denver (1993-2002)
371	Jeff Wilkins, St. Louis (1999-2007)
360	Jay Feely, Atlanta (2002-04), N.Y. Giants (2005-06), Miami (2007), N.Y. Jets (2008-09), Arizona (2010-13), Chicago (2014)

- ★ Successfully converted three PATs and two field goal attempts at N.Y. Jets (10/20), including a 44-yard try with 16 seconds left to tie the score and send the game into overtime.
- ★ Hit his third career regular season game-winning field goal in overtime vs. Denver (11/24) to cap a Patriots' 34-31 comeback win. Also set a new team record by scoring in his 102nd straight game.
- ★ Connected on a game-winning field goal for the second straight game and fourth time in his regular-season career at Houston (12/1). Ended his career-long streak of 21 straight conversions when he missed a 55-yard attempt in the second quarter. It was the second longest streak in a single season in team history.
- ★ Made his 200th career field goal vs. Cleveland (12/8) and reached 30 field goals in a season for the second time after setting the franchise record with 36 in 2008. Squibbed the first onside kick recovered by the Patriots since 1995 and first that led to a win since 1964 with 1:01 left that led to the game-winning touchdown. Gostkowski's 50-yard field goal in the fourth quarter was his 13th in 2013 of 40 or more yards to set a new team mark.
- ★ Became the third player in team history to reach 1,000 points after two extra points in the first quarter at Baltimore (12/22), joining Adam Vinatieri (1,158) and Gino Cappelletti (1,130).
- ★ Set a franchise record after increasing his totals to 158 points vs. Buffalo (12/29).
- ★ Converted all six extra point attempts in the Divisional Playoff vs. Indianapolis (1/11) and was forced into punting duties for the first time in his career after Ryan Allen left in the second quarter with a shoulder injury and did not return. Finished with five punts for 209 yards (41.8 avg), including two 50-plus yard kicks.

**ALL-TIME LEADING SCORER**

Gostkowski became the Patriots all-time leading scorer when he converted a 35-yard field goal attempt in the third quarter of the win vs. Miami (12/14/14).

**Most Points/Patriots History**

Player	Points
<b>Stephen Gostkowski (2006-present)</b>	<b>1,330</b>
Adam Vinatieri (1996-05)	1,158
Gino Cappelletti (1960-70)	1,130

**GOSTKOWSKI REACHES 1,000 POINTS EARLY**

Stephen Gostkowski reached the 1,000 point mark in only his 119th career game. He is the only kicker in NFL history to reach 1,000 points in less than 120 games played.

**Kickers to Reach 1,000 Points in Fewest Games:**

Player	Points	Games
<b>Stephen Gostkowski</b>	<b>1,009</b>	<b>119</b>
Mike Vanderjagt	1,004	126
Jason Elam	1,003	132
Ryan Longwell	1,002	136
Jan Stenerud	1,002	136

**2012 (16/0, 2/0)**

- ★ Finished the 2012 regular season with an NFL best and career-high 153 points, connecting on all 66 extra point attempts and 29-of-35 field goals.
- ★ Converted two key field goals in the overtime win vs. N.Y. Jets (10/21). The first was a 43-yard field goal to tie the game as time expired in regulation; and the second was a 48-yarder in overtime to give the Patriots a 29-26 lead and the eventual victory.
- ★ Hit four-of-five field goal attempts vs. Arizona (9/16). Became the first player in Patriots history to connect on two 50-yard field goals in the same game when he drilled a 51-yarder in the third quarter and tied his career long with a 53-yarder in the fourth quarter.

**2011 (16/0, 3/0)**

- ★ Played in all 16 games and finished the regular season 59-for-59 on extra points and 28-for-33 on field goal attempts, scoring 143 points, fourth most in team history.
- ★ Added six special teams tackles.
- ★ Appeared in all three playoff games, kicking 10 extra points and successfully converting five field goal attempts.
- ★ Connected on field goals from 36, 37 and a season-long 50 yards, accounting for a season-high 13 points in the 37-16 win at the N.Y. Jets (11/13).
- ★ Made two special teams tackles at the N.Y. Jets (11/13).
- ★ Made a touchdown-saving special teams tackle during the third quarter of the Patriots 17-point come-from-behind win vs. Miami (12/24).
- ★ Made all three field goal attempts from 29, 35 and 24 yards and both extra points in a three-point AFC Championship win vs. Baltimore (1/22).

**2010 (8/0, 0/0)****38 FGs TIED FOR 5TH MOST IN A SEASON**

Stephen Gostkowski's 38 field goals in 2013 are tied for fifth most ever in a single season.

**Most Field Goals Made in a Season/NFL**

Player	Field Goals	Season
David Akers (SF)	44	2011
Neil Rackers (ARZ)	40	2005
Olindo Mare (MIA)	39	1999
Jeff Wilkins (STL)	39	2003
<b>Stephen Gostkowski (NE)</b>	<b>38</b>	<b>2013</b>
Justin Tucker (BAL)	38	2013

## POSTSEASON PROWESS

Gostkowski has moved up the NFL's all-time playoff scoring list following his performance in the 2015 postseason.

### MOST KICKING POINTS IN THE POSTSEASON

1. Adam Vinatieri	234
2. David Akers	175
3. Gary Anderson	153
<b>4. Stephen Gostkowski</b>	<b>126</b>
5. George Blanda	115
6. Matt Stover	106
7. Matt Bahr	103

### MOST POINTS IN THE POSTSEASON

1. Adam Vinatieri	234
2. David Akers	175
3. Gary Anderson	153
4. Jerry Rice	132
<b>5t. Stephen Gostkowski</b>	<b>126</b>
5t. Emmitt Smith	126
5t. Thurman Thomas	126
8. George Blanda	115
9. Matt Stover	106
10. Matt Bahr	103
11. Franco Harris	102

### PATRIOTS WITH 100 OR MORE POINTS IN THE POSTSEASON

**Stephen Gostkowski - 126 points (22 Field Goals, 60 PATs)**  
Adam Vinatieri - 117 points (26 Field Goals, 39 PATs)

★ Played in the first eight games of the season, converting 10-of-13 field goal attempts and all 26 of his attempted extra points.

★ Placed on injured reserve with a thigh injury on Nov. 10, 2010 after suffering the injury at Cleveland (11/7).

★ Nailed a game-winning 35-yard field goal with 1:56 remaining in overtime vs. Baltimore (10/17), marking his first career game-winning overtime field goal in his first career opportunity. Gostkowski also made a 24-yard field goal to tie the game at 20-20 with 1:51 remaining in regulation against the Ravens and a 26-yard field goal in the first quarter.

### 2009 (16/0, 1/0)

★ Kicked in all 16 games and connected on 26-of-31 field goals and 47-of-47 extra points for 125 total points.

★ Named AFC Special Teams Player of the Week (Week 9 vs. Miami) after tying his career-high with four field goals (30, 38, 34 and 40) in the Patriots' 27-17 victory.

★ Went over 100 points on the season with two field goals and two extra points against Carolina (12/13) and finished the season with 125 total points.

★ Passed Stanley Morgan (408 points) to move into fifth place on the Patriots' all-time scoring list during the victory vs. Atlanta (9/27) and pushed his totals to 513 total points to move into fourth place. Tied his career-high with four field goals in the win over the Falcons.

★ Set a then career-long with a 53-yard field goal at Denver (10/11), besting a 52-yard field goal he had vs. Chicago (11/26/06).

★ His 47-yard field goal vs. Carolina (12/13) was the 100th field goal of his career.

★ Tied a team record with eight extra points vs. Tennessee (10/18).

★ Recovered a key fumble in the fourth quarter of the season-opener vs. Buffalo (9/14), diving on a Leodis McKelvin fumble on a kickoff return that was forced by Pierre Woods, giving the Patriots possession at the 31-yard line to help set up the go-ahead touchdown in a come-from-behind 25-24 Patriots win.

### 2008 (16/0)

★ Named to the Pro Bowl for the first time in his career.

★ Named to the Associated Press All-Pro First Team.

★ Also selected as an All-Pro by ESPN.com, SI.com, *The Sporting News* and *Pro Football Weekly*.

★ Named AFC Special Teams Player of the Month for the month of October, when he made 9-of-10 field goal attempts.

★ Set a Patriots single-season record and led the NFL with 36 field goals.

★ Led the NFL with 148 points, the most by a Patriots player since the 1970 AFL-NFL merger and the second highest total in team history (Gino Cappelletti, 155 in 1964).

★ Connected on 90 percent of his field goal tries (36-for-40), tying the third highest single-season field goal percentage in team history.

★ Tied a single-game career high with four field goals made and attempted at the N.Y. Jets (9/14) and equaled the mark in a snowstorm vs. Arizona (12/21).

★ Set a single-game career high with 17 points (five extra point attempts and four field goals) vs. Arizona (12/21).

### 2007 (16/0, 3/0)

★ Set a then NFL record for extra point attempts while going a perfect 74-for-74.

★ Finished with a then career-high 137 points for the season while successfully making 21-of-24 field goal attempts in 2007.

★ Set career-highs in extra points made and extra points attempted with eight in the Patriots' dominating 56-10 win at Buffalo (11/18).

★ Tallied a season-high 12 points while going 6-for-6 on extra point attempts and 2-for-2 on field goal attempts at Dallas (10/14).

★ Set career highs in extra points made and attempted by going 8-for-8 in the Patriots rout at Buffalo (11/18).

★ Tied a season high with 12 points in the season finale at the N.Y. Giants (12/29), kicking a season high three field goals and knocking in three extra points to finish the season a perfect 74-for-74 in extra point attempts.

★ Connected on all four extra point attempts while making 1-of-2 field goal tries in the Patriots' win over Jacksonville in the AFC Divisional Playoff (1/12).

### 2006 (16/0, 3/0)

★ Saw action in all 16 regular season contests and three postseason games.

★ Made good on 20-of-26 field goals and 43-of-44 extra point opportunities in his rookie season.

★ Made 18 of his last 21 field goal attempts in the regular season.

★ Finished fifth in the AFC with 12 touchbacks.

★ Connected on his first career NFL field goal from 32 yards out in the Patriots' 19-17 victory over Buffalo (9/10).

★ Connected on all eight of his field goal attempts in the



2006 postseason.

★ Connected on all four field goal attempts and all of his extra point opportunities against Houston (12/17).

★ Nailed a 48-yard field goal to give the Patriots a 3-0 lead in the second quarter at Jacksonville (12/24).

★ Made good on all three field goal attempts and all four extra point opportunities in the Wild Card game vs. N.Y. Jets (1/7).

★ Gave the Patriots a 3-0 lead with a 50-yard field goal in the first quarter of the Divisional Playoff game at San Diego (1/14). Then connected on his first career game-winning field goal from 31 yards out to give the Patriots a 24-21 lead with 1:10 remaining in the fourth quarter at San Diego (1/14).

★ In the AFC Championship Game at Indianapolis (1/21), gave the Patriots a 31-28 lead with a 28-yard field goal in the fourth quarter. Nailed a 43-yard field goal with 3:49 left to play in the game, giving the Patriots a 34-31 lead.

## COLLEGE

★ Finished his collegiate career placing 13th in NCAA Division 1-A history with 369 points and 14th with 70 successful field goals.

★ His 369 career points set a Memphis record, shattering the old mark of 263 points by Joe Allison (1990-93).

★ Made 70-of-92 field goals during his career, good for a 76.1 percent accuracy rate.

★ Over his final two seasons, made 85.7 percent of his field goal attempts (42-of-49).

★ Holds the top three spots on the Tigers' single-season record list for points scored by a kicker, totaling 101 points in 2003, 108 in 2004 and 101 in 2005.

★ His 44 successful extra points in 2003 topped the old school single-season record of 42 by John Cobb (1949), and his 48 extra points in 2004 broke the previous record of 44, which he had established a year earlier.

## PERSONAL

★ Stephen Carroll Gostkowski was born the son of Larry and Cindy Gostkowski on Jan. 28, 1984.

★ Attended Madison (Miss.) Central High School, where he lettered for four years in football and soccer and three years in baseball.

★ Earned all-state honors in all three sports.

★ Completed his prep baseball career with a 16-2 record and a 1.00 ERA, leading Madison Central to the 2002 Mississippi state championship.

★ Also holds the school record for the longest field goal at 55 yards.

★ Also played baseball at Memphis.

★ Supporter of Tufts University's Read by the River.

★ Majored in exercise and sport science at Memphis.

★ Stephen and his wife Hallie have two sons, Slayden Kyle and Gannon William.

## STEPHEN GOSTKOWSKI

Pos: K Ht: 6-1 Wt: 215 Year: 10th Acq: D4b-06 (118th) College: Memphis Born: 1/28/84

REGULAR SEASON			FIELD GOALS											PATs			
Year	Team	G	1-29	Pct	30-39	Pct	40-49	Pct	50+	Pct.	Overall	Pct.	Lg	Made	Att	2-Pt	Pts.
2006	Patriots	16	10-11	90.9	7-10	70.0	2-4	50.0	1-1	100.0	20-26	76.9	52	43	44	0	103
2007	Patriots	16	10-10	100.0	8-9	88.9	3-5	60.0	0-0	---	21-24	87.5	45	74	74	0	137
2008	Patriots	16	10-12	83.3	16-16	100.0	9-11	81.8	1-1	100.0	36-40	90.0	50	40	40	0	148
2009	Patriots	16	7-7	100.0	12-13	92.3	5-8	62.5	2-3	66.7	26-31	83.9	53	47	47	0	125
2010	Patriots	8	2-2	100.0	6-7	85.7	2-3	66.7	0-1	0.0	10-13	76.9	43	26	26	0	56
2011	Patriots	16	13-14	92.9	5-6	83.3	9-11	81.8	1-2	50.0	28-33	84.8	50	59	59	0	143
2012	Patriots	16	8-8	100.0	10-12	83.3	9-13	69.2	2-2	100.0	29-35	82.9	53	66	66	0	153
2013	Patriots	16	9-9	100.0	13-13	100.0	11-13	84.6	5-6	83.3	38-41	92.7	54	44	44	0	158
2014	Patriots	16	12-12	100.0	10-11	90.0	12-13	92.3	1-1	100.0	35-37	94.6	53	51	51	0	156
2015	Patriots	16	6-6	100.0	11-11	100.0	12-14	92.3	4-5	80.0	33-36	91.7	57	52	52	0	151
Totals - 10 Years		152	87-91	95.5	98-108	90.7	74-95	77.9	17-22	77.3	276-316	87.3	57	502	503	0	1,330

**Additional Statistics:** 1 Special Teams Fumble Recovery vs. Buffalo (9/14/09); Special teams tackles - Career (27); 2006 (3), 2007 (3), 2008 (2), 2009 (6), 2010 (1), 2011 (6), 2012 (3), 2013 (1), 2014 (2).

POSTSEASON			FIELD GOALS											PATs			
Year	Team	G	1-29	Pct	30-39	Pct	40-49	Pct	50+	Pct.	Overall	Pct.	Lg	Made	Att	2-Pt	Pts.
2006	Patriots	3	3-3	100.0	2-2	100.0	2-2	100.0	1-1	100.0	8-8	100.0	50	9	9	0	33
2007	Patriots	3	0-0	---	1-2	50.0	0-0	---	0-0	---	1-2	50.0	35	9	9	0	12
2009	Patriots	1	0-0	0.0	0-0	0.0	0-1	0.0	0-0	0.0	0-1	0.0	0	2	2	0	2
2010	Patriots	0	Injured Reserve														
2011	Patriots	3	4-4	100.0	1-1	100.0	0-0	0.0	0-0	0.0	5-5	100.0	35	10	10	0	25
2012	Patriots	2	1-1	---	3-3	100.0	0-0	---	0-0	---	4-4	100.0	38	6	6	0	18
2013	Patriots	2	0-0	---	0-0	---	1-1	---	0-0	---	1-1	100.0	47	6	6	0	9
2014	Patriots	3	1-1	100.0	0-0	---	0-0	---	0-0	---	1-1	100.0	21	15	15	0	18
2015	Patriots	1	0-0	---	1-1	100.0	1-1	100.0	0-0	---	2-2	100.0	40	3	3	0	9
Totals – 7 Years		18	9-9	100.0	8-9	88.9	4-5	80.0	1-1	100.0	22-24	91.7	50	60	60	0	126

**Additional Postseason Statistics:** 1 Special Teams Tackles vs. Houston (1/13/13). Punts - 3 for 209 YDS vs. Indianapolis (1/11/14), 41.8 AVG, 36.6 NET, 1 TB, 2 IN 20, 53 LG.

# GOSTKOWSKI'S CAREER GAME-BY-GAME

2006	Opponent	XP	%	FG	Bk	%	PTS FGs (Missed)
09/10	Buffalo	2-2	100%	1-1	0	100%	5 32
09/17	N.Y. Jets	3-3	100%	1-2	1	50%	6 20,(29b)
09/24	Denver	1-1	100%	0-1	1	0%	1 (37b)
10/01	at Cincinnati	5-5	100%	1-2	0	50%	8 (48),24
10/08	Miami	2-2	100%	2-2	0	100%	8 31,31
10/22	at Buffalo	4-4	100%	0-0	0	--	4 --
10/30	Minnesota	4-4	100%	1-1	0	100%	7 23
11/05	Indianapolis	2-2	100%	2-3	0	67%	8 49,(36),26
11/12	N.Y. Jets	0-0	--	2-2	0	100%	6 31,21
11/19	Green Bay	5-5	100%	0-0	0	--	5 --
11/26	Chicago	2-2	100%	1-1	0	100%	5 52
12/03	Detroit	2-2	100%	2-2	0	100%	8 25,27
12/10	at Miami	0-0	--	0-0	0	--	0 --
12/17	Houston	4-4	100%	4-4	0	100%	16 26,32,31,21
12/24	Jacksonville	3-3	100%	1-2	0	50%	6 48,(49)
12/31	at Tennessee	4-5	80%	2-3	0	67%	10 28,(26),33)
<b>2006 Totals 43-44 100% 20-26 2 76.9% 103</b>							
01/07	N.Y. Jets	4-4	100%	3-3	2	76.9%	13 20,40,28
01/14	at San Diego	1-1	100%	3-3	0	100%	10 50,34,31
01/21	at Indianapolis	4-4	100%	2-2	0	100%	10 28,43
<b>2006 Postseason 9-9 100% 8-8 0 100% 33</b>							
2007	Opponent	XP	%	FG	Bk	%	PTS FGs (Missed)
09/09	at N.Y. Jets	5-5	100%	1-1	0	100%	8 22
09/16	San Diego	5-5	100%	1-2	0	50%	8 (41),24
09/23	Buffalo	5-5	100%	1-1	0	100%	8 24
10/01	at Cincinnati	4-4	100%	2-2	0	100%	10 31,36
10/07	Cleveland	4-4	100%	2-2	0	100%	10 20,25
10/14	Dallas	6-6	100%	2-2	0	100%	12 45,22
10/21	at Miami	7-7	100%	0-0	0	--	7 --
10/28	Washington	7-7	100%	1-1	0	100%	10 36
11/04	at Indianapolis	3-3	100%	1-1	0	100%	6 34
11/18	at Buffalo	8-8	100%	0-0	0	--	8 --
11/25	Philadelphia	4-4	100%	1-2	0	50%	7 23,(32)
12/03	Baltimore	3-3	100%	2-2	0	100%	9 21,38
12/09	Pittsburgh	4-4	100%	2-3	0	67%	10 (48),42,28
12/16	N.Y. Jets	2-2	100%	2-2	0	100%	8 26,34
12/23	Miami	4-4	100%	0-0	0	--	4 --
12/29	at N.Y. Giants	3-3	100%	3-3	0	100%	12 37,45,37
<b>2007 Totals 74-74 100% 21-24 0 87.5% 137</b>							
01/12	Jacksonville	4-4	100%	1-2	0	50%	7 (35),35
01/20	San Diego	3-3	100%	0-0	0	--	3 --
02/03	N.Y. Giants	2-2	100%	0-0	0	--	2 --
<b>2007 Postseason 9-9 100% 1-2 0 50% 12</b>							
2008	Opponent	XP	%	FG	Bk	%	PTS FGs (Missed)
09/07	Kansas City	2-2	100%	1-1	0	100%	5 37
09/14	at N.Y. Jets	1-1	100%	4-4	0	100%	13 21,37,28,27
09/21	Miami	1-1	100%	2-2	0	100%	7 37,44
10/05	at San Francisco	3-3	100%	3-3	0	100%	12 35,40,49
10/12	at San Diego	1-1	100%	1-2	0	50%	4 (48),47
10/20	Denver	5-5	100%	2-2	0	100%	11 31,40
10/26	St. Louis	2-2	100%	3-3	0	100%	11 30,27,41
11/02	at Indianapolis	0-0	0%	3-3	0	100%	9 29,35,25
11/09	Buffalo	2-2	100%	2-3	0	67%	8 32,(49),37
11/13	N.Y. Jets	2-2	100%	3-3	0	100%	11 42,31,47
11/23	at Miami	6-6	100%	2-2	0	100%	12 30,30
11/30	Pittsburgh	1-1	100%	1-2	0	50%	4 29,(27)
12/07	at Seattle	1-1	100%	3-3	0	100%	10 50,42,27
12/14	Oakland	7-7	100%	0-0	0	0%	7 --
12/21	Arizona	5-5	100%	4-4	0	100%	17 38,35,24,30
12/28	at Buffalo	1-1	100%	2-3	0	67%	7 33,(26),23
<b>2008 Totals 40-40 100% 36-40 0 90.0% 148</b>							
2009	Opponent	XP	%	FG	Bk	%	PTS FGs (Missed)
09/14	Buffalo	1-1	100%	2-3	0	67%	7 (41), 20, 28
09/20	at N.Y. Jets	0-0	--	3-3	0	100%	9 45, 25, 29
09/27	Atlanta	2-2	100%	4-4	0	100%	14 21, 33, 22, 33
10/04	Baltimore	3-3	100%	2-2	0	100%	9 32, 33
10/11	at Denver	2-2	100%	1-2	0	50%	5 53, (40)
10/18	Tennessee	8-8	100%	1-2	0	50%	11 (39), (33)
10/25	at Tampa Bay	5-5	100%	0-0	0	--	5 --
11/08	Miami	1-1	100%	4-4	0	100%	13 30, 38, 34, 36
11/15	at Indianapolis	4-4	100%	2-2	0	100%	10 31, 26
11/22	N.Y. Jets	4-4	100%	1-2	0	50%	7 26 (40)

11/30	at New Orleans	2-2	100%	1-2	0	50%	5	36, (50)
12/06	at Miami	3-3	100%	0-0	0	--	3	--
12/13	Carolina	2-2	100%	2-2	0	100%	8	48, 47
12/20	at Buffalo	2-2	100%	1-1	0	100%	5	30
12/27	Jacksonville	5-5	100%	0-0	0	--	5	--
01/03	at Houston	3-3	100%	2-2	0	100%	9	51, 43
<b>2009 Totals</b>		<b>47-47</b>	<b>100%</b>	<b>26-31</b>	<b>0</b>	<b>83.9%</b>	<b>125</b>	
01/10	at Baltimore	2-2	100%	0-1	0	0%	2	(44)
<b>2009 Postseason</b>		<b>2-2</b>	<b>100%</b>	<b>0-1</b>	<b>0</b>	<b>0%</b>	<b>2</b>	
<b>2010</b>	<b>Opponent</b>	<b>XP</b>	<b>%</b>	<b>FG</b>	<b>Bk</b>	<b>%</b>	<b>PTS FGs (Missed)</b>	
09/12	Cincinnati	5-5	100%	1-3	0	33%	8	32, (47), (56)
09/19	at N.Y. Jets	2-2	100%	0-1	0	0%	2	(37)
09/26	Buffalo	5-5	100%	1-1	0	100%	8	43
10/04	at Miami	5-5	100%	2-2	0	100%	11	23, 30
10/17	Baltimore	2-2	100%	3-3	0	100%	11	38, 24, 35
10/24	at San Diego	2-2	100%	3-3	0	100%	11	40, 35, 35
10/31	Minnesota	4-4	100%	0-0	0	--	4	--
11/07	at Cleveland	1-1	100%	0-0	0	--	1	--
11/14	at Pittsburgh	Placed on Injured Reserve 11/10						
<b>2010 Totals</b>		<b>26-26</b>	<b>100%</b>	<b>10-13</b>	<b>0</b>	<b>76.9%</b>	<b>56</b>	
<b>2011</b>	<b>Opponent</b>	<b>XP</b>	<b>%</b>	<b>FG</b>	<b>Bk</b>	<b>%</b>	<b>PTS FGs (Missed)</b>	
09/12	at Miami	5-5	100%	1-2	0	50%	8	(48), 20
09/18	San Diego	3-3	100%	2-2	0	100%	9	22, 47
09/25	at Buffalo	4-4	100%	1-1	0	100%	7	23
10/02	at Oakland	4-4	100%	1-1	0	100%	7	44
10/09	N.Y. Jets	3-3	100%	3-3	0	100%	12	44, 24, 28
10/16	Dallas	2-2	100%	2-2	0	100%	8	31, 26
10/30	at Pittsburgh	2-2	100%	1-2	0	50%	5	46, (42)
11/06	N.Y. Giants	2-2	100%	2-3	0	67%	8	(27), 32, 45
11/13	at N.Y. Jets	4-4	100%	3-3	0	100%	13	50, 36, 27
11/21	Kansas City	4-4	100%	2-2	0	100%	10	21, 19
11/27	at Philadelphia	5-5	100%	1-2	0	50%	8	(39), 45
12/04	Indianapolis	4-4	100%	1-1	0	100%	7	39
12/11	at Washington	4-4	100%	2-2	0	100%	10	23, 24
12/18	at Denver	5-5	100%	2-2	0	100%	11	21, 34
12/24	Miami	3-3	100%	2-3	0	67%	9	(51), 45, 42
01/01	Buffalo	5-5	100%	2-2	0	100%	11	47, 20
<b>2011 Totals</b>		<b>59-59</b>	<b>100%</b>	<b>28-33</b>	<b>0</b>	<b>84.8%</b>	<b>143</b>	
01/14	Denver	6-6	100%	1-1	0	100%	9	20
01/22	Baltimore	2-2	100%	3-3	0	100%	11	29, 35, 24
02/05	N.Y. Giants	2-2	100%	1-1	0	100%	5	29
<b>2011 Postseason</b>		<b>10-10</b>	<b>100%</b>	<b>5-5</b>	<b>0</b>	<b>100%</b>	<b>25</b>	
<b>2012</b>	<b>Opponent</b>	<b>XP</b>	<b>%</b>	<b>FG</b>	<b>Bk</b>	<b>%</b>	<b>PTS FGs (Missed)</b>	
09/09	at Tennessee	4-4	100%	2-2	0	100%	10	25, 31
09/16	Arizona	0-0	0%	4-5	0	80%	1246, 34, 51, 53, (42)	
09/23	at Baltimore	3-3	100%	3-3	0	100%	12	37, 49, 20
09/30	at Buffalo	7-7	100%	1-3	0	33%	10	(49), (42), 30
10/07	Denver	4-4	100%	1-1	0	100%	7	23
10/14	at Seattle	2-2	100%	3-3	0	100%	11	25, 35, 35
10/21	N.Y. Jets	3-3	100%	2-2	0	50%	9	43, 48
10/28	at St. Louis	6-6	100%	1-1	0	67%	9	26
11/11	Buffalo	4-4	100%	3-3	0	100%	13	43, 48, 27
11/18	Indianapolis	8-8	100%	1-2	0	50%	11	(36), 31
11/22	at N.Y. Jets	7-7	100%	0-1	0	0%	7	(39)
12/02	at Miami	2-2	100%	3-4	0	75%	11	(49), 43, 32, 47
12/10	Houston	6-6	100%	0-0	0	--	6	--
12/16	San Francisco	4-4	100%	2-2	0	100%	10	32, 41
12/23	at Jacksonville	2-2	100%	3-3	0	67%	11	25, 49, 38
12/30	Miami	4-4	100%	0-0	0	--	4	--
<b>2012 Totals</b>		<b>66-66</b>	<b>100%</b>	<b>29-35</b>	<b>0</b>	<b>82.9%</b>	<b>153</b>	
01/13	Houston	5-5	100%	2-2	0	100%	11	37, 38
01/20	at Baltimore	1-1	100%	2-2	0	100%	7	31, 25
<b>2012 Postseason</b>		<b>6-6</b>	<b>100%</b>	<b>4-4</b>	<b>0</b>	<b>100%</b>	<b>18</b>	
<b>2013</b>	<b>Opponent</b>	<b>XP</b>	<b>%</b>	<b>FG</b>	<b>Bk</b>	<b>%</b>	<b>PTS FGs (Missed)</b>	
09/08	at Buffalo	2-2	100%	3-3	0	100%	11	48, 33, 35
09/12	N.Y. Jets	1-1	100%	2-3	0	67%	7	21, 30, (43)
09/22	Tampa Bay	2-2	100%	3-3	0	100%	11	53, 46, 33
09/29	at Atlanta	3-3	100%	3-3	0	100%	12	48, 22, 49
10/06	at Cincinnati	0-0	N/A	2-2	0	100%	6	42, 19
10/13	New Orleans	3-3	100%	3-3	0	100%	12	35, 54, 33
10/20	at N.Y. Jets	3-3	100%	2-2	0	100%	9	39, 44
10/27	Miami	3-3	100%	2-2	0	100%	9	34, 48

# GOSTKOWSKI'S CAREER GAME-BY-GAME (CONT.)

11/03	Pittsburgh	7-7	100%	2-2	0	100%	13	20, 32
11/18 at	Carolina	2-2	100%	2-2	0	100%	8	42, 26
11/24	Denver	4-4	100%	2-2	0	100%	10	31, 31
12/01 at	Houston	4-4	100%	2-3	0	67%	10	(55), 53, 53
12/08	Cleveland	1-1	100%	2-2	0	100%	7	33, 50
12/15 at	Miami	2-2	100%	2-3	0	67%	8	22, (48), 23
12/22 at	Baltimore	5-5	100%	2-2	0	100%	11	45, 42
12/29	Buffalo	2-2	100%	4-4	0	100%	14	43, 35, 29, 35
<b>2013 Totals</b>	<b>44-44</b>	<b>100%</b>	<b>38-41</b>	<b>0</b>	<b>92.7</b>	<b>158</b>		
01/11	Indianapolis	5-5	100%	0-0	0	N/A	5	--
01/19 at	Denver	1-1	100%	1-1	0	100%	4	47
<b>2013 Postseason</b>	<b>6-6</b>	<b>100%</b>	<b>1-1</b>	<b>0</b>	<b>100%</b>	<b>9</b>		
<b>2014</b>	<b>Opponent</b>	<b>XP</b>	<b>%</b>	<b>FG</b>	<b>Blk</b>	<b>%</b>	<b>PTSFGs (Missed)</b>	
09/07 at	Miami	2-2	100%	2-2	0	100%	8	45, 47
09/14 at	Minnesota	3-3	100%	3-3	0	100%	12	48, 47, 27
09/21	Oakland	1-1	100%	3-3	0	100%	10	21, 20, 36
09/29 at	Kansas City	2-2	100%	0-0	0	N/A	2	--

10/05	Cincinnati	4-4	100%	5-5	0	100%	19	48, 19, 23, 47, 35
10/12 at	Buffalo	4-4	100%	3-4	0	75%	13	(36), 42, 53, 40
10/16	N.Y. Jets	3-3	100%	2-2	0	100%	9	39, 36
10/26	Chicago	6-6	100%	3-3	0	100%	15	23, 27, 39
11/02	Denver	4-4	100%	3-3	0	100%	13	49, 29, 45
11/16 at	Indianapolis	6-6	100%	0-0	0	N/A	6	--
11/23	Detroit	4-4	100%	2-2	0	100%	10	35, 43
11/30 at	Green Bay	3-3	100%	0-1	0	0%	3	(47)
12/07 at	San Diego	2-2	100%	3-3	0	100%	11	22, 22, 38
12/14	Miami	5-5	100%	2-2	0	100%	11	35, 36
12/21 at	N.Y. Jets	2-2	100%	1-1	0	100%	5	24
12/28	Buffalo	0-0	N/A	3-3	0	100%	9	24, 44, 35
<b>2014 Totals</b>	<b>51-51</b>	<b>100%</b>	<b>35-37</b>	<b>0</b>	<b>94.6%</b>	<b>156</b>		
01/10	Baltimore	5-5	100%	0-0	0	N/A	5	--
01/18	Indianapolis	6-6	100%	1-1	0	100.0%	9	21
02/01	Seattle	4-4	100%	0-0	0	N/A	4	--
<b>2014 Postseason</b>	<b>15-15</b>	<b>100%</b>	<b>1-1</b>	<b>0</b>	<b>100.0%</b>	<b>18</b>		



# GENEO GRISSOM



# 92

HT: 6-4 WT: 265

Born: 6/4/1992 Exp. (NFL/Patriots): Rookie

GP/GS (Playoffs) 14/0 (0/0) Acq: D3-15 (97th)

College: Oklahoma Hometown: Hutchinson, Kan.

**D E F E N S I V E L I N E**

## PRONOUNCED GEE-no

### CAREER TRANSACTIONS

Geneo Grissom was drafted by the New England Patriots in the third round (97th overall) of the 2015 NFL Draft.

### SEASONAL REVIEWS

#### 2015 (14/0)

- ★ Was inactive in the playoff victory vs. Kansas City (1/16)
- ★ Contributed on special teams and saw increased playing time on defense, recording one tackle and his first NFL sack when he dropped Ryan Tannehill for an 8-yard loss in the first quarter at Miami (1/8).
- ★ Contributed on special teams at N.Y. Jets (12/27).
- ★ Contributed on special teams in the win vs. Tennessee (12/20).
- ★ Was inactive in the win at Houston (12/13).
- ★ Contributed on special teams vs. Philadelphia (12/6).
- ★ Contributed on special teams at Denver (11/29).
- ★ Contributed on special teams in the win vs. Buffalo (11/23).
- ★ Contributed on special teams and defense posting one tackle in the win at N.Y. Giants (11/15).
- ★ Contributed on special teams and defense posting one tackle in the win vs. Washington (11/8).
- ★ Contributed on special teams and defense where he was utilized mainly as an interior rusher in passing situations in the win vs. Miami (10/29).
- ★ Contributed on special teams and defense in the win

vs. N.Y. Jets (10/25).

- ★ Was inactive in the win at Indianapolis (10/18).
- ★ Continued to contribute on special teams and defense in the win at Dallas (10/11).
- ★ Continued to contribute on special teams and defense and registered one special teams tackle in the win vs. Jacksonville (9/27).
- ★ Contributed on special teams and defense as a reserve defensive lineman.
- ★ Saw increased playing time after an injury to Dominique Easley in the first quarter vs. Pittsburgh (9/10), registering one defensive tackle and one special teams tackle.

### COLLEGE

- ★ Grissom played in 39 games with 11 starts and registered 88 tackles, eight sacks, two interceptions, two forced fumbles and three fumble recoveries.
- ★ Was named All-Big 12 Honorable Mention his senior year.


### PERSONAL

- ★ Was a four-star recruit by Rivals.com and Scout.com coming out of high school.
- ★ Recorded 76 tackles, 24 tackles for loss, 20 quarterback hits, 7½ sacks, one forced fumble, one fumble recovery and eight passes defended as a senior at Hutchinson High School.
- ★ Named AVCTL Defensive Player of the Year and first team AVCTL defensive end in 2009 as well as all-Class, all-state Top 22 and first team 5A Defensive End as a senior.
- ★ Majored in African-American studies at Oklahoma.

## GENEO GRISSOM

Pos: DL Ht: 6-4 Wt: 265 Year: R Acq: D3-15 (97th) College: Oklahoma Born: 6/4/92

REGULAR SEASON		TACKLES						INTERCEPTIONS					MISCELLANEOUS					
Year	Team	G/S	TT	UT	A	S	Yds	No	Yds	Avg	Lg	TD	PD	FF	FR	Yds	TD	SpT
2015	Patriots	14/0	3	2	1	1.0	8.0	0	0	0.0	0	0	0	0	0	0	0	2
Totals – 1 Year		14/0	3	2	1	1.0	8.0	0	0	0.0	0	0	0	0	0	0	0	2



ROB

GRONKOWSKI



87

Born: 5/14/1989 Exp. (NFL/Patriots): 6/6  
 GP/GS (Playoffs): 80/69 (9/9) Acq: D2a-10 (42nd)  
 College: Arizona Hometown: Pittsburgh, Penn.

T I G H T E N D



## CAREER TRANSACTIONS

Rob Gronkowski was drafted by the New England Patriots in the second round (42nd overall) of the 2010 NFL Draft.

## CAREER HIGHLIGHTS

- ★ In 2011, set NFL single-season records for touchdowns (18) and receiving yards (1,327) by a tight end and became the first tight end in NFL history to lead the conference in scoring with 108 points.
- ★ Became the first tight end in NFL history with three straight 10-plus touchdown seasons (2010-12).
- ★ His five double-digit touchdown seasons (2010-12, 2014-15) are the most by a tight end in NFL history and are most in team history.
- ★ Became the first tight end in NFL history to post three seasons of 1,000 yards receiving and 10-plus touchdowns in 2010, 2014 and 2015.
- ★ Gronkowski's 66 overall touchdowns are second in team history behind Stanley Morgan's 68 and his 65 receiving touchdowns are also second, behind Morgan's 67.
- ★ His 20 100-yard receiving games and 65 touchdown receptions are the most by a tight end in Patriots history.
- ★ Gronkowski and QB Tom Brady have connected on 64 touchdown passes, most in team history and second most between a quarterback and tight end in NFL history.
- ★ Reached 50 touchdown receptions in just his 59th career game, tied for second fastest with Randy Moss. Only Pro Football Hall of Famer Lance Alworth (54 games) reached the milestone faster.
- ★ Gronkowski recorded his 50th career touchdown reception in his 59th career game - 33 games (or two full seasons) earlier than the next fastest tight end. Antonio Gates reached 50 touchdown receptions in 92 games. Additionally, Gronkowski is the fifth player in NFL history to have 50 or more touchdown catches in his first five seasons, joining Jerry Rice, Randy Moss, Lance Alworth and Andre Rison.
- ★ Named Associated Press First-Team All-Pro in 2014 and 2015.
- ★ Named NFL All-Pro in 2011.
- ★ Earned Pro Bowl selections in 2011, 2012, 2014 and 2015.
- ★ Named to the *USA Today* All-Joe Team in 2010.
- ★ Finished his rookie season with 10 receiving touchdowns, establishing a record for most touchdown catches by a tight end in Patriots history and most touchdown receptions by a Patriots rookie. Only Mike Ditka (12) had more touchdowns as a rookie tight end in NFL history than Gronkowski's 10.
- ★ Owns the NFL record for postseason touchdowns by a tight end and by a Patriot (8).

## SEASONAL REVIEWS

## EXTRA POINTS

- ★ Rob and his older brothers Chris (DAL, IND, DEN, SD) and Dan (DET, DEN, NE, CLE) are one of just 10 families to ever have had at least three brothers playing in the NFL at the same time.
- ★ Rob and brother Dan were the first brother tight end tandem and only the fourth set of brothers to be on the Patriots active roster together in 2011.
- ★ His father, Gordon, lettered as an offensive guard at Syracuse (1977-81) and his great-grandfather, Ignatius Gronkowski, was a member of the 1924 U.S. Olympic cycling team in Paris.

## 2015 (15/15, 1/1)

- ★ Caught seven passes for 83 yards and two touchdowns in the playoff victory vs. Kansas City (1/16). His two-touchdown performance marks the second multi-touchdown game of Gronkowski's career. He now owns a franchise record 8 postseason touchdown, the most all-time by a tight end in the NFL.
- ★ Caught two passes for 18 yards at Miami (1/3).
- ★ Caught four passes for 86 yards, including a 30-yard catch in the second quarter that helped set up a Patriots field goal and pushed Gronkowski (5,537) past Ben Coates (5,471) to become the Patriots all-time leader in receiving yards by a tight end at N.Y. Jets (12/27).
- ★ Caught five passes for 54 yards, including a 30-yard touchdown in the first quarter of the win vs. Tennessee (12/20).
- ★ Returned to action after missing one game due to injury. Caught four passes for 87 yards and a one-yard touchdown in the win at Houston (12/20). With his performance, Gronkowski reaches 1,000 receiving yards in a season for the third time in his career and 10 touchdowns for the fifth time in his career. His five 10-plus touchdown seasons are most in NFL history by a tight end.
- ★ Was inactive vs. Philadelphia (12/6) due to a knee injury suffered in the third quarter of the game at Denver.
- ★ Caught six passes for 88 yards, including a 23-yard touchdown before leaving the game with a knee injury in the fourth quarter at Denver (11/29).
- ★ Caught two passes for 37 yards in the win vs. Buffalo (11/23).
- ★ Caught five passes for 113 yards and a 76-yard touchdown that marks the longest reception of his career. It is the longest offensive play for the Patriots so far in 2015. His 113 yards receiving marks the 20th 100-yard day of his career.
- ★ Caught four passes for 47 yards in the win vs. Washington (11/8).
- ★ Caught six passes for 113 yards, including a 47-yard



## NFL SINGLE SEASON TE RECORDS

### RECEIVING YARDS

Player	Yards	Year
Rob Gronkowski	1,327	2011
Jimmy Graham (NO)	1,310	2011
Kellen Winslow (SD)	1,290	1980
Tony Gonzalez (KC)	1,258	2004
Todd Christiansen (OAK)	1,247	1983
Jimmy Graham (NO)	1,215	2013
Jackie Smith (STL)	1,205	1967
Tony Gonzalez (KC)	1,203	2000
Pete Retzlaff (PHI)	1,190	1965
Rob Gronkowski (NE)	1,176	2015

### TOTAL TOUCHDOWNS

Player	Team	Year	Touchdowns
Rob Gronkowski	NE	2011	18 (17 pass, 1 rush)
Jimmy Graham	NO	2013	16 (16 pass)
Vernon Davis	SF	2013	13 (13 pass)
Vernon Davis	SF	2009	13 (13 pass)
Antonio Gates	SD	2004	13 (13 pass)

### TOUCHDOWN RECEPTIONS

Player	Team	Year	Touchdowns
Rob Gronkowski	NE	2011	17
Jimmy Graham	NO	2013	16
Vernon Davis	SF	2013	13
Vernon Davis	SF	2009	13
Antonio Gates	SD	2004	13

### TOUCHDOWN RECEPTIONS BY A PATRIOTS TIGHT END

Player	Year	Touchdowns
Rob Gronkowski	2011	17
Rob Gronkowski	2014	12
Rob Gronkowski	2015	11
Rob Gronkowski	2012	11
Rob Gronkowski	2010	10
Ben Coates	1996	9
Ben Coates	1997	8
Ben Coates	1993	8
Russ Francis	1980	8

### RECEIVING YARDS BY A PATRIOTS TIGHT END

Player	Yards	Year
Rob Gronkowski	1,327	2011
Rob Gronkowski	1,176	2015
Ben Coates	1,174	1994
Rob Gronkowski	1,124	2014

### NFL RECORD FOR MOST GAMES WITH 2+ TD RECEPTIONS/SEASON

8	Randy Moss (Patriots)	2007
7	Rob Gronkowski (Patriots)	2011
7	Cris Carter (Minnesota)	1995
7	Jerry Rice (San Francisco)	1987

touchdown reception that marked the second longest touchdown reception of his career in the win vs. Miami (10/29). The game marks his 19th 100-yard day, which ties Shannon Sharpe for sixth all time among tight ends. It also marks the third time in his career that Gronkowski has posted back-to-back 100-yard performances.

★ Caught a career-high 11 passes for 108 yards in the win vs. the New York Jets (10/25), marking his 18th career 100-yard receiving game and his third in 2015. Gronkowski's touchdown brings him to a total of 60 touchdown catches. He is the third-fastest player in NFL history to reach the milestone. It took him 71 regular season games to get to 60.

★ Caught three passes for 50 yards, including a 25-yard touchdown in the third quarter of the win at Indianapolis

## BRADY TO GRONK ON REPEAT

### MOST QB/TE TOUCHDOWN CONNECTIONS NFL HISTORY

QB	TE	Team	TDs
P. Rivers	A. Gates	SD	77
T. Brady	R. Gronkowski	NE	64
D. Brees	J. Graham	NO	51
D. Bledsoe	B. Coates	NE	45
P. Manning	D. Clark	IND	44
S. Jurgensen	J. Smith	WAS	43
D. Fouts	K. Winslow	SD	41
J. Elway	S. Sharpe	DEN	41

### MOST TD CONNECTIONS IN PATRIOTS HISTORY

QB	Player	TDs
T. Brady	R. Gronkowski	64
D. Bledsoe	B. Coates	45
T. Brady	R. Moss	39
S. Grogan	S. Morgan	39

(10/18) that marks the 60th touchdown of his career. He is only the second player in Patriots history to reach 60 overall touchdowns (59 receiving, one rushing) and the fifth tight end in NFL history to reach the mark. Gronkowski also contributed on special teams, returning one kickoff for five yards.

★ Caught four passes for 67 yards in the win at Dallas (10/11).

★ Tallied four catches for 101 yards (avg. 25.3), marking his 17th 100-yard receiving day in the win vs. Jacksonville. This is the second consecutive week that Gronkowski has reached the 100-yard receiving mark. He also contributed in the running game, setting a block that helped Dion Lewis score the first touchdown of the game.

★ Caught seven reception for 113 yards and one touchdown, marking his 16th 100-yard game at Buffalo (9/20).

★ Caught three touchdown passes to tie his single game career high vs. Pittsburgh (9/10). His three touchdowns tied the Patriots record for most games with three or more touchdowns with four such games.

★ Also tied his career long with a 52-yard touchdown reception vs Pittsburgh (9/10).

### 2014 (15/10, 3/3)

★ Earned his third career Pro Bowl invitation.

★ Named to the Associated Press All-Pro First Team; was named to the Pro Football Writers Association All-NFL Team, the MMQB All-Pro Team and to the *Sporting News* All-Pro Team after leading all NFL tight ends with 1,124 receiving yards and 12 touchdowns.

★ Also named Associated Press Comeback Player of the Year, PFWA Comeback Player of the Year and *Sporting News* Comeback Player of the Year after missing the final three games of the 2013 regular-season and playoffs with a knee injury.

### GRONKOWSKI'S SINGLE GAME CAREER HIGHS

#### Single Game Highs:

Receptions	11 vs. New York Jets (10/25/15)
	9 vs. Denver (11/2/14)
	9 vs. Chicago (10/26/14)
	9 vs. Pittsburgh (11/3/13)
Yards	160 at Washington (12/11/11)
	149 vs. Chicago (10/26/14)
	146 at St. Louis (10/28/12)
Longest Reception	76t at N.Y. Giants (11/15/15)
	52 vs. Pittsburgh (9/10/15)
	52t vs. Kansas City (11/21/11)
Receiving TDs	3 vs Pittsburgh (9/10/15)
	3 vs. Chicago (10/26/14)
	3 at Pittsburgh (11/14/10)

## HONORS & AWARDS

### 2015

NFL Pro Bowl  
Associated Press All-Pro First Team

### 2014

NFL Pro Bowl  
Associated Press All-Pro First Team  
Pro Football Writers Association All-NFL Team  
MMQB All-Pro Team  
*Sporting News* All-Pro Team  
Associated Press Comeback Player of the Year  
PFWA Comeback Player of the Year  
*Sporting News* Comeback Player of the Year

### 2012

AFC Pro Bowl  
Pro Football Writers Association All-NFL Team

### 2011

AFC Pro Bowl  
Associated Press All-Pro  
*Pro Football Weekly* All-NFL Team  
*Sporting News* All-Pro  
*Sports Illustrated* All-Pro  
AFC Offensive Player of the Week (Wk 14)

### 2010

*USA Today* All-Joe Team  
Pepsi Rookie Player of the Week (Wk. 14 at Chicago)  
Pepsi Rookie Player of the Week (Wk. 17 vs. Miami)

★ Played in 15 regular-season games with 10 starts and compiled 82 receptions for 1,124 yards and 12 touchdowns.

★ Eclipsed 100 yards receiving three times in the regular season and once in the playoffs:

- Week 5 vs. Cincinnati (100)
- Week 8 vs. Chicago (149)

## 100-YARD GAMES

### REGULAR SEASON 100-YARD GAMES (20)

DATE	OPPONENT	NO.	YDS	AVG.	LG	TD
1/2/11	vs. Miami	6	102	17.0	28	1
9/25/11	at Buffalo	7	109	15.6	29	2
11/6/11	vs. N.Y. Giants	8	101	12.6	27	1
11/13/11	at N.Y. Jets	8	113	13.1	23	2
12/11/11	at Washington	6	160	26.7	50	2
1/1/12	vs. Buffalo	8	108	13.5	22	2
9/30/12	at Buffalo	5	104	20.8	41	1
10/28/12	at St. Louis	8	146	18.3	32	2
11/18/12	vs. Indianapolis	7	137	19.6	36	2
10/20/13	at N.Y. Jets	8	114	14.3	30	0
11/3/13	vs. Pittsburgh	9	143	15.9	34	1
12/1/13	at Houston	6	127	21.2	50	1
10/5/14	vs. Cincinnati	6	100	16.7	27	1
10/26/14	vs. Chicago	9	149	16.6	46t	3
11/2/14	vs. Denver	9	105	11.7	20	1
9/20/15	at Buffalo	7	113	16.1	36	1
9/27/15	vs. Jacksonville	4	101	25.3	43	0
10/25/15	vs. New York Jets	11	108	9.8	26	1
10/29/15	vs. Miami	6	115	18.8	47t	1
11/15/15	at N.Y. Giants	5	113	22.6	76t	1

### POSTSEASON 100-YARD GAMES (2)

DATE	OPPONENT	NO.	YDS	AVG.	LG	TD
1/14/12	Denver	10	145	14.5	28	3
1/10/15	Baltimore	7	108	15.4	46	1

## PATRIOTS RECORDS

It took Gronkowski just five seasons move into first place on the Patriots all-time scoring list among tight ends.

### RECEIVING TOUCHDOWNS (Career)

Player	Touchdowns	Seasons
<b>Rob Gronkowski</b>	<b>65</b>	<b>2010-15 (6)</b>
Ben Coates	50	1991-99 (9)
Russ Francis	28	1975-80 (6)
Benjamin Watson	20	2004-09 (6)

Gronkowski's 18 overall touchdowns in 2011 were second most in Patriots history behind Randy Moss' 23 in 2007.

### TOUCHDOWN RECEPTIONS (Single Seasons)

Player	Year	Touchdowns
Randy Moss	2007	23
<b>Rob Gronkowski</b>	<b>2011</b>	<b>17</b>
Randy Moss	2009	13
<b>Rob Gronkowski</b>	<b>2014</b>	<b>12</b>
Stanley Morgan	1979	12
<b>Rob Gronkowski</b>	<b>2015</b>	<b>11</b>
<b>Rob Gronkowski</b>	<b>2012</b>	<b>11</b>
Randy Moss	2008	11

Gronkowski has the second-most touchdown receptions in team history.

### MOST PATRIOTS TOUCHDOWN RECEPTIONS/CAREER

Player	Touchdowns
Stanley Morgan	67
<b>Rob Gronkowski</b>	<b>65</b>
Ben Coates	50
Randy Moss	50
Gino Cappelletti	42
Jim Colclough	39
Irving Fryar	38

- Week 9 vs. Denver (105)
- AFC Divisional Playoff vs. Baltimore (108)

★ Started all three playoff games and caught 16 passes for 204 yards and three touchdowns, one in each game.

★ Was inactive for the regular-season finale vs. Buffalo (12/28).

★ Joined Jimmy Graham as the only tight ends in NFL history to post multiple seasons of 1,000 yards receiving and 10-plus touchdowns.

★ Scored 10-plus touchdowns for the fourth time - tied with Antonio Gates for most by a tight end in NFL history and most in team history.

★ Posted six catches for 100 yards and one touchdown in the win vs. Cincinnati (10/5).

★ Tied career highs in receptions and touchdowns with nine catches for 149 yards and three scores in the win vs. Chicago (10/26).

★ Led the team in receiving with a career-high-tying nine catches for 105 yards and one touchdown in the win vs. Denver (11/2). With the touchdown, he became the fastest tight end in NFL history to record 50 touchdown

## FASTEST TO 50 TDS

Gronkowski recorded his 50th career touchdown reception in his 59th career game - 33 games (or two full seasons) earlier than the next fastest tight end. Antonio Gates reached 50 touchdown receptions in 92 games. Additionally, Gronkowski is the fifth player in NFL history to have 50 or more touchdown catches in his first five seasons, joining Jerry Rice, Randy Moss, Lance Alworth and Andre Rison.

## 100-YARD GAMES BY A PATS TE

### Most 100-yard Games by a Patriots Tight End

Player	100-Yard Games
Rob Gronkowski	20
Ben Coates	9

## CAREER STREAK

Gronkowski has caught at least one pass in all 80 regular-season games that he has played. The only game that Gronkowski has played in at the NFL level where he did not have at least one reception was the 2012 AFC Divisional playoff game vs. Houston when he left the game in the first quarter with an injury.

### LONGEST CURRENT STREAKS OF CONSECUTIVE GAMES WITH A RECEPTION BY TIGHT ENDS

118 Jason Witten (Dallas)

**80 Rob Gronkowski (Patriots)**

catches.

★ Started and caught four passes for 71 yards, including a 26-yard touchdown in which he broke several tackles, in the win at Indianapolis (11/16), moving him into second place on the Patriots all-time receiving touchdown list with 51 career touchdown catches.

★ Became the first tight end in NFL history with four 10-plus touchdown seasons after catching eight passes for 87 yards and one touchdown in the win at San Diego (12/7). San Diego's Antonio Gates achieved the same milestone one week later. Passed Randy Moss and Corey Dillon (3) for most 10-plus touchdown seasons in Patriots history.

★ Posted seven receptions for a game-high 108 yards and one touchdown in the AFC Divisional win vs. Baltimore (1/10). It was his second career 100-yard postseason game and his 46-yard reception in the first quarter was the longest in his playoff career.

★ Recorded three receptions for 28 yards and one touchdown in the AFC Championship Game win vs. Indianapolis (1/18).

★ Started and played every offensive snap in the Super Bowl XLIX win vs. Seattle (2/1), finishing with six catches for 68 yards and one touchdown. His 22-yard touchdown reception in the second quarter was his sixth career postseason touchdown catch, tied for the second most by a tight end in NFL postseason history.

### 2013 (7/6, 0/0)

★ Played in seven regular-season contests and made six starts. Caught 39 passes for 592 yards and four touchdowns.

★ Posted three 100-yard receiving games in 2013:

- Week 7 at N.Y. Jets (11/4)
- Week 9 vs. Pittsburgh (1/43)
- Week 13 at Houston (12/7)

★ Missed all of training camp and was inactive for the first six games of the season with a back injury.

★ Was placed on injured reserve on Dec. 9 after suffering a knee injury vs. Cleveland (12/8).

★ Returned to action at N.Y. Jets (10/20) after missing the first six games of the season; started and led the team with a then regular-season career-high tying eight receptions for 114 yards. It was his 10th career 100-yard game, passing Ben Coates to set a new team record.

★ Set a new career high with nine receptions and added to his team record with his 11th 100-yard receiving game

## RECORD PRODUCTION

In 2011, Rob Gronkowski joined Dallas Clark, Jimmy Graham, Tony Gonzalez and Todd Christiansen, as the only tight ends in NFL history with 90-plus receptions, 1,000-plus yards and 10-plus touchdown receptions in a single season.

### TIGHT ENDS WITH 90-PLUS RECEPTIONS, 1000-PLUS YARDS AND 10-PLUS TOUCHDOWNS IN A SEASON

PLAYER	RECEPTIONS	YARDS	TDs	YEAR
Rob Gronkowski	90	1,327	17	2011
Jimmy Graham	99	1,310	11	2011
Dallas Clark	100	1,106	10	2009
Tony Gonzalez	96	1,058	10	2008
Todd Christiansen	92	1,247	12	1983

as a tight end, with 143 yards vs. Pittsburgh (11/3). Also caught his 39th touchdown pass from Brady, tying him with Randy Moss for the most touchdown receptions received from Brady.

★ Caught his 40th career touchdown pass from Tom Brady at Carolina (11/18), moving him past Randy Moss for the most touchdown receptions received from Brady.

★ Caught seven passes for 90 yards vs. Denver (11/24) including a key touchdown that cut the Broncos' lead to 24-21 in the comeback overtime win.

★ Compiled six receptions for 127 yards and a touchdown in his fourth straight game at Houston (12/1).

★ Caught two passes for 32 yards vs. Cleveland (12/8) before leaving with a knee injury and did not return.

### 2012 (11/11, 1/1)

★ Earned Pro Bowl honors for the second consecutive season and was named to the Pro Football Writers Association's All-NFL Team.

★ Became the first tight end in NFL history with three straight 10-plus touchdown seasons - 2010 (10), 2011 (18), 2012 (11).

★ Started all 11 games in which he played and caught 55 passes for 790 yards and 11 touchdowns.

★ Started the Divisional Playoff game vs. Houston but left in the first quarter with an arm injury and did not return.

★ Injured his arm late in the win vs. Indianapolis (11/18), missed the next five games and returned for the regular season finale vs. Miami (12/30).

★ Was placed on injured reserve with an arm injury on Jan. 17, 2013.

★ Was inactive due to injury at Jacksonville (12/23), vs. San Francisco (12/16), vs. Houston (12/10), at Miami (12/2) and at N.Y. Jets (11/22).

★ Became the first tight end in NFL history with three straight 10-plus touchdown seasons after catching two

## IN THE ZONE: PLAYOFFS

Gronkowski caught his eighth career postseason touchdown in the Divisional playoffs vs. Kansas City (1/16/15) and surpassed Dave Casper for most postseason touchdowns by a tight end.

### Most Postseason TDs by a Tight End

Player	Touchdowns
Rob Gronkowski	8
Dave Casper	7
Vernon Davis	6
Jay Novacek	6
Keith Jackson	6

## NFL RECORD FOR 10-TD SEASONS

Gronkowski is the only tight end in NFL history with five 10-plus touchdown seasons. Gronkowski had three straight 10-plus TD seasons (2010-12) to tie a team record with Randy Moss and Corey Dillon.

### TIGHT ENDS WITH MOST 10-PLUS TD SEASONS / NFL HISTORY

<b>Rob Gronkowski</b>	5 (10 - 2010, 18 - 2011, 11 - 2012 & 12 - 2014, 11 - 2015)
Antonio Gates	4 (13 - 2004, 10 - 2005, 10 - 2010 & 12 - 2014)
Tony Gonzalez	3
Jimmy Graham	3
Dallas Clark	2
Vernon Davis	2
Shannon Sharpe	2
Wesley Walls	2
Julius Thomas	2

### CONSECUTIVE 10-PLUS TD SEASONS / PATRIOTS HISTORY

**3 Rob Gronkowski - 2010, 2011, 2012**

3 Randy Moss - 2007, 2008, 2009

3 Corey Dillon - 2004, 2005, 2006

2 BenJarvus Green-Ellis - 2010, 2011

2 Curtis Martin - 1995, 1996

### MOST 10-PLUS TOUCHDOWN SEASONS / PATRIOTS HISTORY

**5 Rob Gronkowski - 2010, 2011, 2012, 2014, 2015**

3 Randy Moss - 2007, 2008, 2009

3 Corey Dillon - 2004, 2005, 2006

2 BenJarvus Green-Ellis - 2010, 2011

2 Curtis Martin - 1995, 1996

2 Stanley Morgan - 1979, 1986

TDs in the win vs. Indianapolis (11/18). Caught seven passes for 137 yards and two scores for the 12th game of his career with two or more touchdown receptions in a game and his third time doing so in 2012. Left in the fourth quarter with an arm injury.

★ Compiled three 100-yard receiving games in 2012:

- Week 4 vs. Buffalo (104)
- Week 9 at St. Louis (146)
- Week 11 vs. Indianapolis (137)

★ Also posted three multi-TD performances:

- Week 7 vs. N.Y. Jets
- Week 8 at St. Louis
- Week 11 vs. Indianapolis

★ Caught three passes for 31 yards and a touchdown in win vs. Buffalo (11/11). Now has at least one touchdown in each of his six career regular season games against the Bills, totaling nine scores.

★ Had his most productive game of the season with eight receptions for 146 yards and two touchdowns in the win at St. Louis (10/28).

★ Caught six passes for 78 yards and two touchdowns in overtime win vs. N.Y. Jets (10/21), marking the 10th game of his career with two or more touchdowns.

### 2011 (16/16, 3/3)

★ Started all 16 games, setting NFL tight end records for receiving yards (1,327), receiving touchdowns (17) and total touchdowns (18). Also caught a career-high 90 passes.

★ Started all three playoff games including Super Bowl XLVI and caught 17 passes for 258 yards and three touchdowns.

## MULTIPLE 1,000-YARD SEASONS

### NFL TIGHT ENDS WITH AT LEAST TWO 1,000-YARD SEASONS

Tony Gonzalez	4
Jason Witten	4
<b>Rob Gronkowski</b>	<b>3</b>
Kellen Winslow, Sr.	3
Shannon Sharpe	3
Todd Christensen	3
Antonio Gates	2
Jimmy Graham	2
Ozzie Newsome	2

★ Earned several prestigious accolades including Associated Press: First Team All-Pro, *Sports Illustrated* All-Pro, *Pro Football Weekly* All-NFL Team, *The Sporting News* All-Pro, AFC Pro Bowl starter and was named AFC Offensive Player of the Week (Wk. 14 vs. Washington).

★ Started at tight end and tied an NFL record with three postseason touchdown catches in the Divisional Playoff game vs. Denver (1/14). Registered the Patriots 15th postseason 100-yard receiving game with 145 yards on 10 receptions.

★ Set the NFL all-time record for receiving touchdowns by a tight end in a single season and earned AFC Offensive Player of the Week by catching six passes for a career-high 160 yards and two touchdowns at Washington (12/11).

★ Joined Dallas Clark, Jimmy Graham, Tony Gonzalez

## ROOKIE TE RECORDS

Gronkowski finished 2010 with 10 touchdowns to establish a record for most touchdown catches by a rookie tight end in Patriots history. He became the first Patriots rookie to ever record three touchdowns in a game (at Pittsburgh, 11/14).

Gronkowski also set a Patriots rookie record for receiving touchdowns in a season.

### MOST TOUCHDOWNS BY A PATRIOTS ROOKIE TIGHT END

PLAYER	TD RECEPTIONS	YEAR
<b>Rob Gronkowski</b>	<b>10</b>	<b>2010</b>
Aaron Hernandez	6	2010
Don Hasselbeck	4	1977
Russ Francis	4	1975

### MOST TOUCHDOWNS BY AN NFL ROOKIE TIGHT END

PLAYER	TD RECEPTIONS	YEAR
Mike Ditka (Chicago)	12	1961
<b>Rob Gronkowski</b>	<b>10</b>	<b>2010</b>
Junior Miller (Atlanta)	9	1980
John Mackey (Baltimore)	7	1963
Raymond Chester (Oakland)	7	1970
Eric Green (Pittsburgh)	7	1990

### MOST TOUCHDOWNS BY A ROOKIE PATRIOTS TIGHT END

PLAYER	TD RECEPTIONS	YEAR
<b>Rob Gronkowski</b>	<b>10</b>	<b>2010</b>
Ben Coates	9	1996

### MOST TOUCHDOWNS BY A TIGHT END IN 2010

Rank	Player	TDs
<b>1t.</b>	<b>Rob Gronkowski (NE)</b>	<b>10</b>
1t.	Antonio Gates (SD)	10
1t.	Marcedes Lewis (JAC)	10
4	Jason Witten (DAL)	9
5	Vernon Davis (SF)	7
6t.	Aaron Hernandez (NE)	6
6t.	Tony Gonzalez (ATL)	6

and Todd Christiansen as the only tight ends in NFL history with 90-plus receptions, 1,000-plus yards and 10-plus touchdown receptions in a single season when he caught 90 passes for 1,327 yards and 17 touchdowns.

- ★ Became the first Patriots tight end to ever score a rushing touchdown and the first in the NFL since Tennessee's Bo Scaife in 2006. He is the first tight end since the 1970 merger to have two receiving touchdowns and a rushing touchdown in the same game.

- ★ Scored 10 or more touchdowns in back-to-back seasons (10 in 2010; 18 in 2011). Became the second tight end ever to have back to back 10-plus touchdown seasons, joining Antonio Gates (2004-05).

- ★ Accumulated five 100-yard receiving games.

- ★ Led the AFC in scoring among non-kickers with 108 points. Finished second in the NFL behind Philadelphia's LeSean McCoy's 120 points. It is the first time in NFL history a tight end has led his conference in points scored.

- ★ Scored two or more touchdowns in seven games. The seven games with two or more touchdowns is an NFL record for a tight end. Antonio Gates (San Diego in 2004) and Jerry Smith (Washington in 1967) each had four two-touchdown games.

- ★ Recorded the 13th season in NFL history by a tight end with at least 90 receptions.

- ★ Strung together a team record six consecutive games with at least one TD.

- ★ Became the second player in NFL history to rush for a touchdown, catch a touchdown, record a tackle and return a kickoff in a season joining Bo Scaife (Tennessee, 2006).

## 2010 (16/11, 1/1)

- ★ Played in 16 games with 11 starts and finished the season with 42 receptions for 546 yards and 10 touchdowns.

- ★ Had 10 receiving touchdowns to establish a record for most touchdown catches by a tight end in Patriots history and most touchdown receptions by a Patriots rookie. His 10 touchdowns rank second in NFL history for touchdowns by a rookie tight end. Only Mike Ditka had more touchdowns as a rookie tight end (12).

- ★ Named to the *USA Today* All-Joe Team.

- ★ Became the fourth Patriots player all-time to record 10 or more touchdown receptions in a season, joining Randy Moss (three times), Stanley Morgan (twice) and Jim Colclough (once).

- ★ His 42 receptions were the second most receptions by a rookie tight end in Patriots history, trailing the 45 that fellow rookie tight end Aaron Hernandez caught in 2010. His 546 receiving yards rank third all-time by a Patriots rookie tight end behind Russ Francis' 636 yards in 1975 and Hernandez's 563 yards in 2010.

- ★ Played in and started his first NFL game in the season opener vs. Cincinnati (9/12) and scored his first career touchdown on his first career catch, a 1-yard touchdown pass from Tom Brady in the fourth quarter.

- ★ Became the first Patriots rookie to catch three touchdown passes in a game at Pittsburgh (11/14). He finished with 72 yards on five catches, scoring on a 19-yard touchdown pass from Tom Brady in the first quarter, a 9-yard pass in the third quarter and a 25-yarder in the fourth quarter against the Steelers.

- ★ Posted his second multiple-touchdown game of his career with two touchdowns at Buffalo (12/26).

- ★ Registered his first 100-yard receiving game vs. Miami (1/2), totaling a career-high 102 yards on six receptions, including a career-long 28-yard reception.

## COLLEGE

- ★ In two seasons at Arizona, Gronkowski registered more receptions, receiving yards, and touchdown catches than any other tight end in school history.

- ★ His 75 receptions and 1,197 yards surpassed previous career records held by Mark Keel.

- ★ Honors and Awards (2009): Named to the Watch Lists for the Maxwell Award (nation's most outstanding player), John Mackey Award (nation's most outstanding tight end), and the Rotary Lombardi Award.

- ★ Missed the entire 2009 season after undergoing back surgery.

- ★ Honors and Awards (2008): First-team All-Pac-10 Conference choice by the league's coaches and media, adding third-team All-American honors from the Associated Press, Named to the Watch List for the John Mackey Award, given annually to the nation's most outstanding tight end. Selected John Mackey Tight End of the Week twice (vs. Washington, at Oregon).

- ★ Set new season records for Arizona tight ends in receptions, receiving yards, and touchdowns as a sophomore.

- ★ Honors and Awards (2007): Freshman All-American selection by *Sporting News* and *Rivals.com* in 2007, TSN freshman All-Pac-10 Conference and honorable mention All-Pac-10 from the league's coaches.

## PERSONAL

- ★ Born May 14, 1989, to Diane and Gordon Gronkowski.

- ★ Has four brothers, Gordie, Dan, Chris, and Glenn.

- ★ His father Gordon owns a string of national fitness retail outlets and lettered as an offensive guard at Syracuse (1977-81).

- ★ Athleticism runs in the family, as brother Gordie was selected in the 49th round of the 2006 Major League Baseball draft by the Los Angeles Angels.

- Dan played briefly for the Patriots in 2011 and several other teams after four-year career at Maryland (2005-08).

- Chris, was a teammate of Dan's at Maryland before transferring to Arizona, where he was Rob's teammate, playing H-Back for the Wildcats (2008-09).

- His great-grandfather, Ignatius Gronkowski, was a member of the 1924 U.S. Olympic cycling team in Paris.

- ★ Attended Williamsville North High School (N.Y.) for three years before moving to Pittsburgh, and enrolling at Woodland Hills High School, where he played tight end and defensive end.

- ★ Earned University of Arizona Student-Athlete of the Month honors for April, 2008 as a pre-business major.



# ROB GRONKOWSKI

Pos: TE Ht: 6-6 Wt: 265 Year: 6th Acq: D2a-10 (42nd) College: Arizona Born: 5/14/89

## REGULAR SEASON

		RECEIVING					
Year	Team	G/S	Rec	Yds	Avg	Lg	TD
2010	Patriots	16/11	42	546	13.0	28	10
2011	Patriots	16/16	90	1,327	14.7	52t	17
2012	Patriots	11/11	55	790	14.4	41	11
2013	Patriots	7/6	39	592	15.2	50	4
2014	Patriots	15/10	82	1,124	13.7	46t	12
2015	Patriots	15/15	72	1,176	16.3	76t	11
<b>Totals - 6 Years</b>		<b>80/69</b>	<b>380</b>	<b>5,555</b>	<b>14.6</b>	<b>76t</b>	<b>65</b>

**Additional Statistics:** One 2-yard Rush for TD vs. Indianapolis (12/4/11). Kick Returns: 2011 - 1 for 11 Yards at Miami (9/12/11); 2012 - 1 for 0 Yards vs. Denver (10/7/12). 2015 - 1 for 5 Yards at Indianapolis.

## POSTSEASON

		RECEIVING					
Year	Team	G/S	Rec	Yds	Avg	Lg	TD
2010	Patriots	1/1	4	65	16.3	37	0
2011	Patriots	3/3	17	258	15.2	28	3
2012	Patriots	1/1	0	0	0.0	0	0
2013	Patriots			Injured Reserve			
2014	Patriots	3/3	16	204	12.8	46	3
2015	Patriots	1/1	7	283	11.9	32	2
<b>Totals - 6 Years</b>		<b>9/9</b>	<b>44</b>	<b>610</b>	<b>13.9</b>	<b>46</b>	<b>8</b>

## GRONKOWSKI'S CAREER GAME-BY-GAME

2010	Opponent	P/S	No	Yds	Avg	Lg	TD
09/12	Cincinnati	S	1	1	1.0	1t	1
09/19	at N.Y. Jets	p	1	14	14.0	14	0
09/26	Buffalo	p	3	43	14.3	21	1
10/04	at Miami	S	1	4	4.0	4	0
10/17	Baltimore	S	1	24	24.0	24	0
10/24	at San Diego	S	2	10	5.0	9	1
10/31	Minnesota	p	1	5	5.0	5	0
11/07	at Cleveland	S	4	47	11.8	22	0
11/14	at Pittsburgh	S	5	72	14.4	25t	3
11/21	Indianapolis	S	1	25	25.0	25	0
11/25	at Detroit	S	5	65	13.0	26	0
12/06	N.Y. Jets	p	1	12	12.0	12	0
12/12	at Chicago	p	5	43	8.6	15	1
12/19	Green Bay	S	1	25	25.0	25	0
12/26	at Buffalo	S	4	54	13.5	23	2
01/02	Miami	S	6	102	17.0	28	1
<b>2010 Totals</b>		<b>16/11</b>	<b>42</b>	<b>546</b>	<b>13.0</b>	<b>28</b>	<b>10</b>
01/16	N.Y. Jets	S	4	65	16.3	37	0
<b>2010 Postseason</b>		<b>1/1</b>	<b>4</b>	<b>65</b>	<b>16.3</b>	<b>37</b>	<b>0</b>
2011	Opponent	P/S	No	Yds	Avg	Lg	TD
09/12	at Miami	S	6	86	14.3	23	1
09/18	San Diego	S	4	86	21.5	30	2
09/25	at Buffalo	S	7	109	15.6	29	2
10/02	at Oakland	S	1	15	15.0	15	0
10/09	N.Y. Jets	S	4	31	7.8	17	0
10/16	Dallas	S	7	74	10.6	20	0
10/30	at Pittsburgh	S	7	94	13.4	23	0
11/06	N.Y. Giants	S	8	101	12.6	27	1
11/13	at N.Y. Jets	S	8	113	14.1	23	2
11/21	Kansas City	S	4	96	24.0	52t	2
11/27	at Philadelphia	S	4	59	14.8	24t	1
12/04	Indianapolis	S	5	64	12.8	21t	2
12/11	at Washington	S	6	160	26.7	50	2
12/18	at Denver	S	4	53	13.3	38	0
12/24	Miami	S	7	78	11.1	22	0
01/01	Buffalo	S	8	108	13.5	22	2
<b>2011 Totals</b>		<b>16/16</b>	<b>90</b>	<b>1,327</b>	<b>14.7</b>	<b>52t</b>	<b>17</b>
01/14	Denver	S	10	145	14.5	28	3
01/22	Baltimore	S	5	87	17.4	23	0
02/05	N.Y. Giants	S	2	26	13.0	20	0
<b>2011 Postseason</b>		<b>3/3</b>	<b>17</b>	<b>258</b>	<b>15.2</b>	<b>28</b>	<b>3</b>
2012	Opponent	P/S	No	Yds	Avg	Lg	TD
09/09	at Tennessee	S	6	60	10.0	28	1
09/16	Arizona	S	6	75	12.5	22	1
09/23	at Baltimore	S	2	21	10.5	12	0
09/30	at Buffalo	S	5	104	20.8	41	1
10/07	Denver	S	4	35	8.8	13	0
10/14	at Seattle	S	6	61	10.2	20	0
10/21	N.Y. Jets	S	6	78	13.0	19	2
10/28	at St. Louis	S	8	146	18.3	32	2
11/11	Buffalo	S	3	31	10.3	24	1
11/18	Indianapolis	S	7	137	19.6	36	2
11/22	at N.Y. Jets			Inactive			
12/02	at Miami			Inactive			
12/10	Houston			Inactive			
12/16	San Francisco			Inactive			
12/23	at Jacksonville			Inactive			
12/30	Miami	S	2	42	21.0	23t	1
<b>2012 Regular Season</b>		<b>11/11</b>	<b>55</b>	<b>790</b>	<b>14.4</b>	<b>41</b>	<b>11</b>
01/13	Houston	S	0	0	0.0	0	0
01/20	Baltimore			Placed on injured reserve			
<b>2012 Postseason</b>		<b>1/1</b>	<b>0</b>	<b>0</b>	<b>0.0</b>	<b>0</b>	<b>0</b>
2013	Opponent	P/S	No	Yds	Avg	Lg	TD
09/08	at Buffalo			Inactive			
09/12	N.Y. Jets			Inactive			
09/22	Tampa Bay			Inactive			
09/29	at Atlanta			Inactive			
10/06	at Cincinnati			Inactive			
10/13	New Orleans			Inactive			
10/20	at N.Y. Jets	S	8	114	14.3	30	0
10/27	Miami	p	2	27	13.5	23	0
11/03	Pittsburgh	S	9	143	15.9	34	1
11/18	at Carolina	S	5	59	11.8	23	1
11/24	Denver	S	7	90	12.9	33	1
12/01	at Houston	S	6	127	21.2	50	1
12/08	Cleveland	S	2	32	16.0	21	0
12/15	at Miami			Placed on injured reserve			
<b>2013 Totals</b>		<b>7/6</b>	<b>39</b>	<b>592</b>	<b>15.2</b>	<b>50</b>	<b>4</b>
<b>2013 Postseason</b>				<b>Injured Reserve</b>			
2014	Opponent	P/S	No	Yds	Avg	Lg	TD
09/07	at Miami	p	4	40	10.0	18	1
09/14	at Minnesota	p	4	32	8.0	11	0
09/21	Oakland	S	3	44	14.7	22	1
09/29	at Kansas City	S	2	31	15.5	18	1
10/05	Cincinnati	p	6	100	16.7	27	1
10/12	at Buffalo	S	7	94	13.4	33	0
10/16	N.Y. Jets	p	5	68	13.6	24	0
10/26	Chicago	p	9	149	16.6	46t	3
11/02	Denver	S	9	105	11.7	20	1
11/16	at Indianapolis	S	4	71	17.8	26t	1
11/23	Detroit	S	5	78	15.6	24	0
11/30	at Green Bay	S	7	98	14.0	29	0
12/07	at San Diego	S	8	87	10.9	35	1
12/14	Miami	S	3	96	32.0	35	1
12/21	at N.Y. Jets	S	6	31	5.2	10	1
12/28	Buffalo			Inactive			
<b>2014 Totals</b>		<b>15/10</b>	<b>82</b>	<b>1,124</b>	<b>13.7</b>	<b>46t</b>	<b>12</b>
01/10	Baltimore	S	7	108	15.4	46	1
01/18	Indianapolis	S	3	28	9.3	16	1
02/01	Seattle	S	6	68	11.3	22t	1
<b>2014 Postseason</b>		<b>3/3</b>	<b>16</b>	<b>204</b>	<b>12.8</b>	<b>46</b>	<b>3</b>



# DURON HARMON



# 30

HT: 6-1 WT: 205

Born: 1/24/1991 Exp. (NFL/Patriots): 3/3

GP/GS (Playoffs): 47/8 (6/1) Acq: D3b-13 (91st)

College: Rutgers Hometown: Magnolia, Del.

SUPER BOWLS:

DEFENSIVE BACK

14

## CAREER TRANSACTIONS

Duron Harmon was drafted by the New England Patriots in the third round (91st overall) of the 2013 NFL Draft.

## SEASONAL REVIEWS

### 2015 (16/5, 1/1)

- ★ Made his first postseason start at defensive back when the Patriots opened up in the nickel defense and broke up one pass in the playoff victory vs. Kansas City (1/16).
- ★ Played safety in nickel situations and recorded one tackle at Miami (1/3).
- ★ Started at safety and recorded five tackles, three solo, at N.Y. Jets (12/27).
- ★ Started at safety in place of Devin McCourty who was inactive due to an injury the win vs. Tennessee (12/20).
- ★ Contributed on defense at safety in the win at Houston (12/13).
- ★ Started at safety when the Patriots opened up in the nickel defense and recorded three solo tackles vs. Philadelphia (12/6).
- ★ Contributed on special teams and as a safety on defense at Denver (11/29).
- ★ Contributed on special teams and as a safety on defense in the win vs Buffalo (11/23).
- ★ Contributed on special teams and as a safety on defense in the win at N.Y. Giants (11/15).
- ★ Played safety and recorded one tackle in the win vs. Washington (11/8).
- ★ Played safety and recorded one tackle, two passes defended and a fourth quarter interception returned for 30 yards that led to a New England touchdown in the win vs. Miami (10/29).
- ★ Contributed on special teams and defense, positing one tackle in the win vs. the New York Jets (10/25).
- ★ Started at Indianapolis (10/18), when the Patriots opened up in the nickel defense. Harmon played the majority of his snaps deep at free safety.
- ★ Contributed on defense and special teams in the win at Dallas (10/11), often serving as the single-high safety when Devin McCourty played down in the box or checked to Dallas tight end Jason Witten.
- ★ Continued to contribute on defense, registering one tackle, and special teams in the win vs. Jacksonville (9/27).
- ★ Played in nickel situations and on special teams at Buffalo (9/20). Intercepted Tyrod Taylor with five seconds to play in the first half. The matchup marked his second straight game with an interception. Harmon matched his career-high of two interceptions in a season.
- ★ Started at defensive back as part of the nickel defense and his first interception of the season when he picked off a deep ball from Ben Roethlisberger in the fourth quarter. The interception marked the fourth of Harmon's career

## EXTRA POINTS

- ★ Defensive backs Logan Ryan and Duron Harmon are used to playing together. Ryan and Harmon began their college football careers together as members of the same recruiting class at Rutgers University and developed a close friendship during their four years in Piscataway, N.J. As fate would have it, Ryan and Harmon would begin their NFL journeys together as well, when the Patriots selected the two defensive backs just eight picks apart in the third round of the 2013 NFL Draft. Reunited once again, the former Scarlet Knights are excited and eager to make their mark, just as they did four years ago at Rutgers.

"We talked before the draft and said how good it would be to play on the same team again, and for it to happen again, it's exciting and it's a blessing," Harmon told *The Boston Globe*. "It's great [we're contributing], because at the end of the day you want to play, and to contribute to a team like this, it's fun."

and the only turnover in the game vs. Pittsburgh (9/10).

### 2014 (16/0, 3/0)

- ★ Played in all 16 regular-season games as a reserve and posted 12 tackles, one interception, one pass defended, one fumble recovery and one special teams tackle.
- ★ Appeared in all three playoff contests as a sub and made one tackle, one interception and defended one pass.
- ★ Recovered a fumble forced by Kyle Arrington in the win vs. Cincinnati (10/5), setting up a Patriots field goal drive.
- ★ Played as part of the dime package in the win at Buffalo (10/12), posting a season-high three tackles.
- ★ Recorded his first interception of the season when he picked off Ryan Tannehill and returned it 60 yards to the Dolphins 8-yard line in the win vs. Miami (12/14).
- ★ Intercepted a Joe Flacco pass in the end zone with 1:39 left to preserve the Patriots 35-31 lead and ultimately clinch the AFC Divisional win vs. Baltimore (1/10). It was his first career postseason interception.

### 2013 (15/3, 2/0)

- ★ Played in 15 regular-season games and made three starts, registering 30 tackles, two interceptions and four passes defended.
- ★ Appeared as a reserve in both playoff contests.
- ★ Was inactive at Buffalo (9/8).
- ★ Played in his first NFL game, appearing mainly on special teams vs. N.Y. Jets (9/12). Also registered his first

career tackle on defense.

★ Intercepted his first career pass vs. Miami (10/27) late in the fourth quarter to help seal the win for New England.

★ Came on in relief of Steve Gregory at safety vs. Pittsburgh (11/3) after Gregory left in the third quarter with a thumb injury and did not return. Made four tackles and intercepted a pass for the second straight game, returning the pick 42 yards that led to a Patriots touchdown two plays later.

★ Made his first career start in place of injured Steve Gregory at safety at Carolina (11/18).

★ Started his second consecutive game at safety vs. Denver (11/24) and compiled a career-high 11 tackles.

★ Started the regular-season finale vs. Buffalo (12/29) in place of injured Devin McCourty and made three tackles.

## COLLEGE

★ Earned All-Big-East First Team honors as a junior and senior.

★ Started 27-of-50 games in his college career.

## PERSONAL

★ Born Jan. 24, 1991.

★ 2008 Gatorade State Player of the Year in Delaware.

★ Has two sons, Chris and Dallas.

★ Majored in labor studies at Rutgers.

## DURON HARMON


Pos: DB Ht: 6-1 Wt: 205 Year: 3rd Acq: D3b-13 (91st) College: Rutgers Born: 1/24/91

REGULAR SEASON			TACKLES					INTERCEPTIONS					MISCELLANEOUS					
Year	Team	G/S	TT	UT	A	S	Yds	No	Yds	Avg	Lg	TD	PD	FF	FR	Yds	TD	SpT
2013	Patriots	15/3	30	23	7	0.0	0.0	2	44	22.0	42	0	4	0	0	0	0	0
2014	Patriots	16/0	12	8	4	0.0	0.0	1	60	60.0	60	0	1	0	1	0	0	1
2015	Patriots	16/5	17	11	5	0.0	0.0	3	30	0.0	0	0	5	0	0	0	0	0
Totals – 3 Years		47/8	59	42	16	0.0	0.0	6	134	34.7	60	0	9	0	1	0	0	1

POSTSEASON			TACKLES					INTERCEPTIONS					MISCELLANEOUS					
Year	Team	G/S	TT	UT	A	S	Yds	No	Yds	Avg	Lg	TD	PD	FF	FR	Yds	TD	SpT
2013	Patriots	2/0	0	0	0	0.0	0.0	0	0	0.0	0	0	0	0	0	0	0	0
2014	Patriots	3/0	1	1	0	0.0	0.0	1	0	0.0	0	0	1	0	0	0	0	0
2015	Patriots	1/1	0	0	0	0.0	0.0	0	0	0.0	0	0	1	0	0	0	0	0
Totals – 3 Years		6/1	1	1	0	0.0	0.0	1	0	0.0	0	0	2	0	0	0	0	0

## HARMON'S CAREER GAME-BY-GAME

2013	Opponent	P/S	TT	UT	A	S	Yds	Int	Yds	PD	FF	FR	SpT
09/08 at	Buffalo						Inactive						
09/12	N.Y. Jets	p	1	1	0	-	-	-	-	-	-	-	-
09/22	Tampa Bay	p	1	0	1	-	-	-	-	-	-	-	-
09/29 at	Atlanta	p	0	0	0	-	-	-	-	-	-	-	-
10/06 at	Cincinnati	p	1	0	1	-	-	-	-	-	-	-	-
10/13	New Orleans	p	1	1	0	-	-	-	-	-	-	-	-
10/20 at	N.Y. Jets	p	1	1	0	-	-	-	-	-	-	-	-
10/27	Miami	p	0	0	0	-	1	2	1	-	-	-	-
11/03	Pittsburgh	p	4	3	1	-	1	42	1	-	-	-	-
11/18 at	Carolina	S	3	2	1	-	-	-	-	-	-	-	-
11/24	Denver	S	11	8	3	-	-	-	-	-	-	-	-
12/01 at	Houston	p	2	2	0	-	-	-	-	-	-	-	-
12/08	Cleveland	p	0	0	0	-	-	-	-	-	-	-	-
12/15 at	Miami	p	0	0	0	-	-	-	-	-	-	-	-
12/22 at	Baltimore	p	2	2	0	-	-	-	1	-	-	-	-
12/29	Buffalo	S	3	3	0	-	-	-	-	-	-	-	-
<b>2013 Totals</b>	<b>15/3</b>	<b>30</b>	<b>23</b>	<b>7</b>	<b>0.0</b>	<b>0.0</b>	<b>2</b>	<b>44</b>	<b>4</b>	<b>0</b>	<b>0</b>	<b>0</b>	<b>0</b>
01/11	Indianapolis	p	0	0	0	-	-	-	-	-	-	-	-
01/19 at	Denver	p	0	0	0	-	-	-	-	-	-	-	-
<b>2013 Postseason</b>	<b>2/0</b>	<b>0</b>	<b>0</b>	<b>0</b>	<b>0.0</b>	<b>0.0</b>	<b>0</b>	<b>0</b>	<b>0</b>	<b>0</b>	<b>0</b>	<b>0</b>	<b>0</b>
2014	Opponent	P/S	TT	UT	A	S	Yds	Int	Yds	PD	FF	FR	SpT
09/07 at	Miami	p	1	0	1	-	-	-	-	-	-	-	-
09/14 at	Minnesota	p	1	0	1	-	-	-	-	-	-	-	-
09/21	Oakland	p	0	0	0	-	-	-	-	-	-	-	-
09/29 at	Kansas City	p	2	2	0	-	-	-	-	-	-	-	-
10/05	Cincinnati	p	0	0	0	-	-	-	-	-	-	1	1
10/12 at	Buffalo	p	3	2	1	-	-	-	-	-	-	-	-
10/16	N.Y. Jets	p	1	1	0	-	-	-	-	-	-	-	-
10/26	Chicago	p	1	1	0	-	-	-	-	-	-	-	-
11/02	Denver	p	0	0	0	-	-	-	-	-	-	-	-
11/16 at	Indianapolis	p	0	0	0	-	-	-	-	-	-	-	-
11/23	Detroit	p	0	0	0	-	-	-	-	-	-	-	-
11/30 at	Green Bay	p	0	0	0	-	-	-	-	-	-	-	-
12/07 at	San Diego	p	1	1	0	-	-	-	-	-	-	-	-
12/14	Miami	p	0	0	0	-	-	1	60	1	-	-	-
12/21 at	N.Y. Jets	p	1	1	0	-	-	-	-	-	-	-	-
12/28	Buffalo	p	1	0	1	-	-	-	-	-	-	-	-
<b>2014 Season</b>	<b>16/0</b>	<b>12</b>	<b>8</b>	<b>4</b>	<b>0.0</b>	<b>0.0</b>	<b>1</b>	<b>60</b>	<b>1</b>	<b>0</b>	<b>0</b>	<b>0</b>	<b>1</b>
01/10	Baltimore	p	1	1	0	-	-	1	0	1	-	-	-
01/18	Indianapolis	p	0	0	0	-	-	-	-	-	-	-	-
02/01	Seattle	p	0	0	0	-	-	-	-	-	-	-	-
<b>2014 Postseason</b>	<b>3/0</b>	<b>1</b>	<b>1</b>	<b>0</b>	<b>0.0</b>	<b>0.0</b>	<b>1</b>	<b>0</b>	<b>1</b>	<b>0</b>	<b>0</b>	<b>0</b>	<b>0</b>



# CHRIS HARPER



# 14

HT: 5-11 WT: 175  
Born: 12/7/1993 Exp. (NFL/Patriots): Rookie  
GP/GS (Playoffs): 5/0 Acq: FA-15  
College: California Hometown: Encino, Calif.

W I D E R E C E I V E R

## CAREER TRANSACTIONS

Chris Harper was signed by the New England Patriots to the 53-man roster on Dec. 26, 2015 ... Originally signed by the Patriots as a rookie free agent on (5/8/15) ... Released by the Patriots (9/15/15) ... Signed by the Patriots to the practice squad (9/19/15) ... Signed by the Patriots to the 53-man roster from the practice squad (11/17/15) ... Released by the Patriots (11/30) ... Signed by the Patriots to the practice squad (12/2/15).

## SEASONAL REVIEWS

### 2015 (5/0)

- ★ Was inactive in the playoff victory vs. Kansas City (1/16).
- ★ Caught one pass for six yards at Miami (1/3).
- ★ Contributed on offense at N.Y. Jets (12/27).
- ★ Contributed on offense and special teams, returning three punts for 17 yards at Denver (11/29).
- ★ Contributed on offense and saw increased action after injuries to Aaron Dobson and Danny Amendola in

the win vs. Buffalo (11/23). Also contributed on special teams, lining up to return a punt for the first time in his career in the fourth quarter of the Patriots victory.

- ★ Saw his first NFL action in home opener vs. Pittsburgh (9/10).

## COLLEGE

- ★ Played in 35 games with 23 starts and finished his career ranked seventh in school history with 163 receptions for 2,030 yards and his 13 touchdown receptions rank 10th all-time.
- ★ Caught at least one pass in 34 of the 35 games he played in, with the lone exception coming in a contest against UCLA as a true freshman in 2012.

## PERSONAL

- ★ Born Dec. 7, 1993, to Mark Harper and Janine Gonzaga.
- ★ Played wide receiver and cornerback at Crespi Carmelite High School.) in Encino, Calif.



# AKIEM HICKS



# 72

HT: 6-5 WT: 324  
Born: 11/16/1989 Exp. (NFL/Patriots): 2/2  
GP/GS (Playoffs): 60/33 (3/2) Acq: TR (NO)-15  
College: Regina Hometown: Fair Oaks, Calif.

D E F E N S I V E E N D

## CAREER TRANSACTIONS

Akiem Hicks was acquired by the New England Patriots from New Orleans in a trade in exchange for Michael Hoomanawanui on Oct. 1, 2015 ... Originally drafted by New Orleans in the third round (89th overall) of the 2012 NFL Draft.

## SEASONAL REVIEWS

### 2015 (12/0, 1/0 – New England)

- ★ Recorded one tackle in the playoff victory vs. Kansas City (1/16).
- ★ Recorded five tackles, one solo, at Miami (1/3).
- ★ Contributed on defense and special teams at N.Y. Jets (12/27).
- ★ Recorded four tackles, two solo, sacked Marcus Mariota for a 5-yard loss in the first quarter and recovered a Marcus Mariota fumble forced by Chandler Jones in the Titans' end zone for his first career touchdown in the win vs. Tennessee (12/20).

- ★ Rotated in on the defensive line and recorded six tackles, five solo, and two fourth-quarter sacks on Brian Hoyer and T.J. Yates for a loss of seven yards in the win at Houston (12/13). Hicks' performance marks the first multiple sack game of his career.

- ★ Rotated in on the defensive line vs. Philadelphia (12/6).
- ★ Rotated in on the defensive line at Denver (11/29).
- ★ Recorded one tackle in the win vs. Buffalo (11/23).
- ★ Recorded one tackle in the win vs. N.Y. Giant (11/15).
- ★ Recorded one tackle in the win vs. Washington (11/8).
- ★ Rotated in on the defensive line in the win vs. Miami (10/29).
- ★ Recorded three tackles in the win vs. the New York Jets (10/25).
- ★ Recorded one tackle in the win at Indianapolis (10/18).
- ★ Made his Patriots debut in the win at Dallas (10/11).

**2015 (3/3 – New Orleans)**

★ Started three games for New Orleans and posted two tackles.

**2014 (15/14 – New Orleans)**

★ Played in 15 games with 14 starts at left defensive end before being placed on Injured Reserve prior to season finale. Totaled 58 tackles, two sacks and two passes defended.

★ Posted five tackles in back-to-back weeks at Dallas, (9/28) and vs. Tampa Bay (10/5).

★ Posted five tackles at Green Bay (10/26) and matched that number on a short week at Carolina (10/30), while adding a sack.

★ Posted three stops and a sack at Chicago (12/15).

**2013 (16/16, 2/2 – New Orleans)**

★ Started all 16 regular-season games and led the defensive line with 72 tackles, while ranking third on team with 4½ sacks.

★ Started both postseason games and totaled seven tackles and a ½ sack.

★ In season-opening win vs. Atlanta (9/8), posted six tackles and one sack.

★ Tallied seven tackles and a sack vs. San Francisco, (11/17).

★ Tied career-high with eight stops and had a career-best 1½ sacks at Atlanta (11/21).

★ Tied for team lead with five stops and had a sack at Carolina (12/22).

★ Registered three tackles and a ½ sack in the NFC Wild Card Playoff win at Philadelphia (1/4).

★ Totalled four stops in NFC Divisional Playoff at Seattle, (1/11).

**2012 (14/0 – New Orleans)**

★ Played in 14 games and recorded 32 tackles, one pass defended and one forced fumble.

★ Recorded season-high eight tackles vs. Kansas City, (9/23).

★ Recorded six tackles and one forced fumble at Denver (10/28).

**COLLEGE**

★ Started all 16 games from 2010-11 at Regina (Sask.) and totaled 76 tackles, eight sacks and four forced fumbles.

★ Recorded 42 tackles, eight stops for loss, 6½ sacks, two forced fumbles and three passes defended as he earned All-Canada West Universities Athletic Association and All-Canadian InterUniversity Sport honors as senior.

★ All-Canada West All-Star as junior, starting eight games and totaled 34 tackles with 1½ sacks, five stops for loss, two forced fumbles and a pass defended.

★ Attended LSU in 2009 but did not play.

★ At Sacramento City College from 2007-08, where he was an All-American as a sophomore, posted career totals in 17 games of 65 tackles.

**PERSONAL**

★ Earned All-Sac Joaquin section and All-Capital Football League honors as a senior and junior.

★ As a senior, registered 52 tackles with two sacks, a forced fumble and a fumble recovery.

★ As a junior, recorded 48 tackles and four sacks.

★ The son of a 22-year military veteran, Hicks participated in a Middle East USO Tour and participated in the Black and Gold Classic fishing tournament to raise money for the Green Beret Foundation in 2015.

★ Majored in business marketing at Regina.

**AKIEM HICKS**

Pos: DE Ht: 6-5 Wt: 324 Year: 4th Acq: TR (NO)-15 College: Regina Born: 11/16/89

REGULAR SEASON			TACKLES					INTERCEPTIONS					MISCELLANEOUS					
Year	Team	G/S	TT	UT	A	S	Yds	No	Yds	Avg	Lg	TD	PD	FF	FR	Yds	TD	SpT
2012	Saints	14/0	32	22	10	0.0	0.0	0	0	0.0	0	0	1	1	0	0	0	0
2013	Saints	16/16	72	35	37	4.5	27.5	0	0	0.0	0	0	0	0	0	0	0	0
2014	Sants	15/14	58	36	22	2.0	16.0	0	0	0.0	0	0	0	0	0	0	0	0
2015	Patriots	16/3	24	10	14	3.0	12.0	0	0	0.0	0	0	0	0	1	0	1	0
Totals – 4 Years		61/33	186	103	83	9.5	55.5	0	0	0.0	0	0	1	1	1	0	1	0
POSTSEASON			TACKLES					INTERCEPTIONS					MISCELLANEOUS					
Year	Team	G/S	TT	UT	A	S	Yds	No	Yds	Avg	Lg	TD	PD	FF	FR	Yds	TD	SpT
2012	Saints	2/2	7	3	4	0.5	4.0	0	0	0.0	0	0	0	0	0	0	0	0
2015	Patriots	1/0	1	0	1	0.0	0.0	0	0	0.0	0	0	0	0	0	0	0	0
Totals – 1 Year		3/2	8	3	5	0.5	4.0	0	0	0.0	0	0	0	0	0	0	0	0





# DONT'A HIGHTOWER



# 54

HT: 6-3 WT: 265

Born: 3/12/1990 Exp. (NFL/Patriots): 4/4  
GP/GS (Playoffs): 54/51 (8/8) Acq: D1b-12 (25th)  
College: Alabama Hometown: Lewisburg, Tenn.

LINEBACKER

SUPER BOWLS

## PRONOUNCED don-TAY

### CAREER TRANSACTIONS

Dont'a Hightower was drafted by the New England Patriots in the first round (25th overall) of the 2012 NFL Draft.

### SEASONAL REVIEWS

#### 2015 (12/12, 1/1)

- ★ Returned to action after missing one game with an injury and recorded six tackles, four solo, broke up one pass and recovered a Knile Davis fumble forced by Chandler Jones in the playoff victory vs. Kansas City (1/16).
- ★ Was inactive due to injury at Miami (1/3).
- ★ Recorded five tackles, four solo, at N.Y. Jets (12/27).
- ★ Returned to action after missing two games with an injury and recorded two tackles, one solo, and one pass defended, before leaving the game in the third quarter with a knee injury in the win vs. Tennessee (12/20).
- ★ Was inactive due to an injury in the win at Houston (12/13).
- ★ Was inactive vs. Philadelphia (12/6) due to a knee injury suffered in the second quarter of the game at Denver.
- ★ Recorded three tackles, two solo, before leaving the game with a knee injury in the second quarter at Denver (11/29).
- ★ Recorded three solo tackles in the win vs. Buffalo (11/23). Hightower stopped LeSean McCoy for a 1-yard loss on first down in the third quarter, starting off a three-and-out for the Patriots defense.
- ★ Recorded eight solo tackles in the win at N.Y. Giants (11/15).
- ★ Recorded one solo tackle in the win vs. Washington (11/8).
- ★ Recorded three tackles, tipped a pass in the second quarter and sacked Ryan Tannehill for a loss of eight yards in the fourth quarter of the win vs. Miami (10/29).
- ★ Returned to action after missing the previous game due to injury and finished with 10 solo tackles and recovered a fumble after Chandler Jones strip-sacked Ryan Fitzpatrick in the first quarter of the win vs. the New York Jets (10/25).
- ★ Was inactive for the win at Indianapolis due to a rib injury that he suffered in the Week 5 game at Dallas.
- ★ Made his fourth start at linebacker and recorded four tackles and a nine-yard sack on Brandon Weeden in the first quarter of the win at Dallas (10/11), before leaving the game with an injury.
- ★ Started at linebacker for the third week in a row and registered one tackle in the win vs. Jacksonville (9/27).
- ★ Led the team with eight tackles, six solo, in season opener vs. Pittsburgh (9/10).
- ★ Recorded the Patriots' first sack of the season when he

## EXTRA POINTS

14

★ Hightower first drew recognition his sophomore year of high school when the team's starting running back quit the team. In the last four games of the season, Hightower rushed for over 1,000 yards and seven touchdowns. After growing to 6'2" prior to his junior year, Hightower was moved to linebacker and tight end. He collected 98 tackles, two sacks, and seven forced fumbles, while at TE, he caught 18 passes for 253 yards and four touchdowns. Having grown to 6'3" as a senior, Hightower again switched positions, playing defensive end. After recording 168 tackles [14 for loss], five forced fumbles, five interceptions and four fumble recoveries, he was named 3A Mr. Football Lineman of the Year and Defensive Most Valuable Player in 2007.

brought down Ben Roethlisberger for a 6-yard loss.

#### 2014 (12/12, 3/3)

- ★ Started all 12 regular-season games he played in and finished second on the team with 92 tackles, a career high six sacks, two passes defended and one forced fumble. Took over the defensive communication role after Jerod Mayo was lost for the season due to injury in October.
- ★ Started all three playoff games and compiled 16 tackles.
- ★ Was inactive vs. Cincinnati (10/5), at Buffalo (10/12), at San Diego (12/7) and vs. Buffalo (12/28) due to injury.
- ★ Recorded his first career two-sack game in the win at Minnesota (9/14), taking down Matt Cassel twice for a total loss of 22 yards. Also posted eight tackles.
- ★ Returned from injury to start at linebacker and play every defensive snap in the win vs. N.Y. Jets (10/16), finishing with a season-high 13 tackles and one sack.
- ★ Posted 10 tackles, including three for losses, and one sack for a loss of nine yards at Green Bay (11/30).
- ★ Returned from injury to start at linebacker and played every defensive snap in the win vs. Miami (12/14), finishing with eight tackles, a half-sack and his first career forced fumble.
- ★ Played every defensive snap and led the team with 11 tackles and one sack for a 10-yard loss in the win at N.Y. Jets (12/21).
- ★ Posted eight tackles, including two for losses, in the AFC Divisional win vs. Baltimore (1/10).
- ★ Started at linebacker and played every defensive snap in the Super Bowl XLIX win vs. Seattle (2/1), finishing

with five tackles. Stopped Marshawn Lynch at the 1-yard line with one minute left to play in the game, preventing a go-ahead touchdown. Malcolm Butler intercepted Russell Wilson on the next play to seal the 28-24 win.

### 2013 (16/14, 2/2)

★ Played in all 16 regular-season games with 14 starts and led the team with 137 tackles, one sack and three passes defended.

★ Finished first on the team with seven double-digit tackle performances.

★ Started both playoff games and compiled 16 tackles and his first career interception.

★ Took over defensive play-calling duties after Jerod Mayo was placed on injured reserve.

★ Registered a career-high 16 tackles at N.Y. Jets (10/20).

★ Posted 10 stops vs. Miami (10/27). Also registered his first sack of the season, a 9-yard loss on third down that led to a missed field goal.

★ Achieved double-digit tackle totals for the fifth time, with 14 tackles vs. Cleveland (12/8). Eclipsed 100 tackles on the season for the first time.

★ Posted six tackles at Baltimore (12/22) and defended a first quarter pass that was intercepted by teammate Logan Ryan and led to a Patriots touchdown.

★ Led the defense with eight tackles and made his first career interception in the Divisional Playoff vs. Indianapolis (1/11).

### 2012 (14/13, 2/2)

★ Earned the starting linebacker job out of training camp and went on to appear in 14 games with 13 starts, compiling 75 tackles, four sacks, three passes defended and two fumble recoveries - one of which he returned for a touchdown in his first NFL game at Tennessee (9/9).

★ Started both playoff games and accumulated six tackles.

★ Was inactive due to injury at Seattle (10/14) and vs. Denver (10/7).

★ Tallied a career-high 10 tackles and defended one pass vs. San Francisco (12/16).

★ Compiled seven tackles and a key third-down sack in the fourth quarter of the win at Jacksonville (12/23).

★ Finished with four tackles and a key third-quarter fumble recovery on the Patriots' goal line to preserve the shutout in the win vs. Miami (12/30).

### COLLEGE

★ Was one of two true freshmen to start for the Crimson Tide in 2008 and earned Freshman All-America honors, as he finished fourth on the team with 64 tackles (26 solos) with 2½ stops for loss, a pair of fumble recoveries and one forced fumble.

★ Granted a medical redshirt in 2009 after being limited to just four games due to a knee injury.

★ Hightower started 42-of-44 games at Alabama - 26 at weak-side linebacker and 16 at middle linebacker.

★ Recorded 234 tackles (101 solos), including five sacks for minus 30 yards, 21 stops for losses of 67 yards and 25 quarterback pressures. Also had a pair of forced fumbles, two fumble recoveries, seven pass deflections, a 29-yard interception return and a blocked kick.

★ A finalist for the Chuck Bednarik, Butkus and Lombardi Awards, Hightower was a consensus All-America and unanimous All-SEC first-team selection in 2011.

### PERSONAL

★ Born Qualin Dont'a Hightower on March 12, 1990.

★ Majored in general studies at Alabama.

## DONT'A HIGHTOWER

Pos: LB Ht: 6-3 Wt: 265 Year: 4th Acq: D1b-12 (25th) College: Alabama Born: 3/12/90

REGULAR SEASON		TACKLES						INTERCEPTIONS					MISCELLANEOUS					
Year	Team	G/S	TT	UT	A	S	Yds	No	Yds	Avg	Lg	TD	PD	FF	FR	Yds	TD	SpT
2012	Patriots	14/13	75	51	24	4.0	21.0	0	0	0.0	0	0	3	0	2	6	1	0
2013	Patriots	16/14	137	85	52	1.0	9.0	0	0	0.0	0	0	3	0	0	0	0	0
2014	Patriots	12/12	92	69	23	6.0	50.5	0	0	0.0	0	0	2	1	0	0	0	0
2015	Patriots	12/12	61	52	9	3.5	26.5	0	0	0.0	0	0	2	0	1	0	0	0
<b>Totals - 4 Years</b>		<b>54/51</b>	<b>365</b>	<b>257</b>	<b>108</b>	<b>14.5</b>	<b>106.5</b>	<b>0</b>	<b>0</b>	<b>0.0</b>	<b>0</b>	<b>0</b>	<b>10</b>	<b>1</b>	<b>3</b>	<b>6</b>	<b>1</b>	<b>0</b>
<b>Additional Statistics:</b> 6-yard Fumble Return for TD at Tennessee (9/9/12).																		
POSTSEASON		TACKLES						INTERCEPTIONS					MISCELLANEOUS					
Year	Team	G/S	TT	UT	A	S	Yds	No	Yds	Avg	Lg	TD	PD	FF	FR	Yds	TD	SpT
2012	Patriots	2/2	6	4	2	0.0	0.0	0	0	0.0	0	0	0	0	0	0	0	0
2013	Patriots	2/2	16	10	6	0.0	0.0	1	3	3.0	3	0	1	0	0	0	0	0
2014	Patriots	3/3	16	10	6	0.0	0.0	0	0	0.0	0	0	0	0	0	0	0	0
2015	Patriots	1/1	6	4	2	0.0	0.0	0	0	0.0	0	0	1	1	0	0	0	0
<b>Totals - 3 Years</b>		<b>8/8</b>	<b>44</b>	<b>28</b>	<b>18</b>	<b>0.0</b>	<b>0.0</b>	<b>1</b>	<b>3</b>	<b>3.0</b>	<b>3</b>	<b>0</b>	<b>2</b>	<b>1</b>	<b>0</b>	<b>0</b>	<b>0</b>	<b>0</b>

# HIGHTOWER'S CAREER GAME-BY-GAME

2012	Opponent	P/S	TT	UT	A	\$	Yds	Int	Yds	PD	FF	FR	SpT
09/09 at Tennessee	S	5	5	0	-	-	-	-	-	-	1	-	-
09/16 Arizona	S	8	5	3	-	-	-	-	-	-	-	-	-
09/23 at Baltimore	S	6	5	1	-	-	-	-	-	-	-	-	-
09/30 at Buffalo	S	2	2	0	1.0	0.0	-	-	-	-	-	-	-
10/07 Denver								Inactive					
10/14 at Seattle								Inactive					
10/21 N.Y. Jets	p	9	6	3	1.0	10.0	-	-	-	-	-	-	-
10/28 at St. Louis	S	4	1	3	-	-	-	-	-	-	-	-	-
11/11 Buffalo	S	5	3	2	-	-	-	-	-	-	-	-	-
11/18 Indianapolis	S	2	1	1	-	-	-	-	1	-	-	-	-
11/22 at N.Y. Jets	S	4	3	1	1.0	6.0	-	-	-	-	-	-	-
12/02 at Miami	S	2	1	1	-	-	-	-	-	-	-	-	-
12/10 Houston	S	7	5	2	-	-	-	-	-	-	-	-	-
12/16 San Francisco	S	10	7	3	-	-	-	-	1	-	-	-	-
12/23 at Jacksonville	S	7	5	2	1.0	5.0	-	-	1	-	-	-	-
12/30 Miami	S	4	2	2	-	-	-	-	-	-	1	-	-
<b>2012 Totals</b>		<b>14/13</b>	<b>75</b>	<b>51</b>	<b>24</b>	<b>4.0</b>	<b>21.0</b>	<b>0</b>	<b>0</b>	<b>3</b>	<b>0</b>	<b>2</b>	<b>0</b>
<b>2012 Postseason</b>		<b>6</b>	<b>4</b>	<b>2</b>	<b>0.0</b>	<b>0.0</b>	<b>0</b>	<b>0</b>	<b>0</b>	<b>0</b>	<b>0</b>	<b>0</b>	<b>0</b>
<b>2013</b>	<b>Opponent</b>	<b>P/S</b>	<b>TT</b>	<b>UT</b>	<b>A</b>	<b>\$</b>	<b>Yds</b>	<b>Int</b>	<b>Yds</b>	<b>PD</b>	<b>FF</b>	<b>FR</b>	<b>SpT</b>
09/08 at Buffalo	p	4	3	1	-	-	-	-	-	-	-	-	-
09/12 N.Y. Jets	S	10	7	3	-	-	-	-	-	-	-	-	-
09/22 Tampa Bay	S	5	3	2	-	-	-	-	-	-	-	-	-
09/29 at Atlanta	S	11	5	6	-	-	-	-	-	-	-	-	-
10/06 at Cincinnati	S	7	2	5	-	-	-	-	-	-	-	-	-
10/13 New Orleans	p	0	0	0	-	-	-	-	-	-	-	-	-
10/20 at N.Y. Jets	S	16	10	6	-	-	-	-	-	-	-	-	-
10/27 Miami	S	12	7	5	1.0	9.0	-	-	-	-	-	-	-
11/03 Pittsburgh	S	4	4	0	-	-	-	-	1	-	-	-	-
11/18 at Carolina	S	5	3	2	-	-	-	-	-	-	-	-	-
11/24 Denver	S	9	5	4	-	-	-	-	-	-	-	-	-

12/01 at Houston	S	7	5	2	-	-	-	-	1	-	-	-	-
12/08 Cleveland	S	14	10	4	-	-	-	-	-	-	-	-	-
12/15 at Miami	S	13	9	4	-	-	-	-	-	-	-	-	-
12/22 at Baltimore	S	13	7	6	-	-	-	-	1	-	-	-	-
12/29 Buffalo	S	7	5	2	-	-	-	-	-	-	-	-	-
<b>2013 Totals</b>		<b>16/14</b>	<b>137</b>	<b>85</b>	<b>52</b>	<b>1.0</b>	<b>9.0</b>	<b>0</b>	<b>0</b>	<b>3</b>	<b>0</b>	<b>0</b>	<b>0</b>
01/11 Indianapolis	S	8	3	5	-	-	1	3	1	-	-	-	-
01/19 at Denver	S	8	7	1	-	-	-	-	-	-	-	-	-
<b>2013 Postseason</b>		<b>2/2</b>	<b>16</b>	<b>10</b>	<b>6</b>	<b>0.0</b>	<b>0.0</b>	<b>1</b>	<b>3</b>	<b>1</b>	<b>0</b>	<b>0</b>	<b>0</b>
<b>2014</b>	<b>Opponent</b>	<b>P/S</b>	<b>TT</b>	<b>UT</b>	<b>A</b>	<b>\$</b>	<b>Yds</b>	<b>Int</b>	<b>Yds</b>	<b>PD</b>	<b>FF</b>	<b>FR</b>	<b>SpT</b>
09/07 at Miami	S	2	1	1	-	-	-	-	-	-	-	-	-
09/14 at Minnesota	S	8	8	0	2.0	22.0	-	-	1	-	-	-	-
09/21 Oakland	S	8	6	2	-	-	-	-	-	-	-	-	-
09/29 at Kansas City	S	4	4	0	-	-	-	-	-	-	-	-	-
10/05 Cincinnati								Inactive					
10/12 at Buffalo								Inactive					
10/16 N.Y. Jets	S	13	9	4	1.0	1.0	-	-	-	-	-	-	-
10/26 Chicago	S	8	6	2	0.5	3.0	-	-	-	-	-	-	-
11/02 Denver	S	6	6	0	-	-	-	-	-	-	-	-	-
11/16 at Indianapolis	S	5	5	0	-	-	-	-	1	-	-	-	-
11/23 Detroit	S	9	7	2	-	-	-	-	-	-	-	-	-
11/30 at Green Bay	S	10	4	6	1.0	9.0	-	-	-	-	-	-	-
12/07 at San Diego								Inactive					
12/14 Miami	S	8	4	4	0.5	5.5	-	-	-	1	-	-	-
12/21 at N.Y. Jets	S	11	9	2	1.0	10.0	-	-	-	-	-	-	-
12/28 Buffalo								Inactive					
<b>2014 Season</b>		<b>12/12</b>	<b>92</b>	<b>69</b>	<b>23</b>	<b>6.0</b>	<b>50.5</b>	<b>0</b>	<b>0</b>	<b>2</b>	<b>1</b>	<b>0</b>	<b>0</b>
01/10 Baltimore	S	8	4	4	-	-	1	0	1	-	-	-	-
01/18 Indianapolis	S	3	3	0	-	-	-	-	-	-	-	-	-
02/01 Seattle	S	5	3	2	-	-	-	-	-	-	-	-	-
<b>2014 Postseason</b>		<b>3/3</b>	<b>16</b>	<b>10</b>	<b>2</b>	<b>0.0</b>	<b>0.0</b>	<b>1</b>	<b>0</b>	<b>1</b>	<b>0</b>	<b>0</b>	<b>0</b>



# STEVEN JACKSON



# 39

HT: 6-2 WT: 240

Born: 7/22/1983 Exp. (NFL/Patriots): 12/1

GP/GS (Playoffs): 160/147 (3/0) Acq: FA-15

College: Oregon State Hometown: Las Vegas, Nev.

PRO BOWLS

**R U N N I N G   B A C K**



## CAREER TRANSACTIONS

Steven Jackson was signed by the New England Patriots as a free agent on Dec. 22, 2015 ... Originally drafted by St. Louis in the first round (24th overall) of the 2004 NFL Draft ... Signed by Atlanta as an unrestricted free agent from St. Louis (3/14/13) ... Released by Atlanta (2/26/15).

## CAREER HIGHLIGHTS

- ★ Has earned Pro Bowl honors three times (2006, 09-10) and named second team All-Pro twice (2006, 09).
- ★ In 12 seasons, has logged 2,750 carries for 11,403 yards (4.1 yards per carry) with 68 touchdowns. He posted eight straight 1,000-yard seasons from 2005-12, joining Emmitt Smith, Barry Sanders, Curtis Martin, Thurman Thomas and LaDainian Tomlinson as the only running backs to record at least eight straight 1,000-yard seasons.
- ★ Has caught 460 passes for 3,663 yards and nine touchdowns, one of 22 running backs in NFL history to record 450 receptions.
- ★ Is one of 11 running backs in NFL history to record 11,000 rushing yards and 3,000 receiving yards and one of eight running backs in NFL history to record 11,000 rushing yards and 450 receptions.
- ★ Has 34 100-yard games in his career.
- ★ His 2,295 career carries are the most in Rams history and his 407 receptions rank second behind Hall of Famer Marshall Faulk.
- ★ His 90 receptions in 2006 tied RB Brian Westbrook for the seventh most catches by a running back in a single season.

## SEASONAL REVIEWS

### 2015 (2/1, 1/0 – New England)

- ★ Rushed six times for 16 yards in the playoff victory vs. Kansas City (1/16).
- ★ Made his first start as a Patriot at Miami (1/3), where he rushed 14 times for 35 yards and a touchdown and caught one pass for 20 yards.
- ★ Made his Patriots debut and tallied seven carries for 15 yards at N.Y. Jets (12/27).

### 2014 (15/15 – Atlanta)

- ★ Started all 15 regular-season games he played and compiled 707 yards rushing on 190 carries (3.7 avg.) to go along with 20 receptions for 148 yards (7.4 avg.).
- ★ Registered 18 carries for a season-high 101 yards (5.6 avg.) vs. Arizona (11/30), his first 100-yard rushing effort since 2012 (11/25/12 at Arizona).

### 2013 (12/12 – Atlanta)

- ★ Started all 12 regular-season games he appeared in

and posted 157 rushing attempts for 543 yards (3.5 avg.) and 33 receptions for 191 yards (5.8 avg.) and one touchdown.

- ★ Posted season-highs with 23 rushes for 84 yards (3.7 avg.) and two touchdowns at Buffalo (12/1).
- ★ Caught a season-high five passes for 53 yards (10.6 avg.) in the finale vs. Carolina (12/29).

### 2012 (16/16 – St. Louis)

- ★ Started all 16 games and rushed for 1,042 yards with four touchdowns, giving him eight straight seasons with more than 1,000 rushing yards.
- ★ Caught 38 passes for 321 yards (8.4 yards per reception).
- ★ Ran for 101 yards on 29 carries with one touchdown at San Francisco (11/11), notching his first 100-yard game of the season and the 32nd of his career. Also moved past WR Torry Holt (12,732) for second on the Rams all-time all-purpose yardage list.
- ★ Rushed for 139 yards on 24 carries at Arizona (11/25), marking his second 100-yard game of the season and his 33rd career 100-yard effort. Averaged 5.8 yards per carry and his 139 rushing yards were the 10th highest single game total of his career.
- ★ Became the 27th player in NFL history to rush for 10,000 career yards vs. Minnesota (12/16). Totaled 146 scrimmage yards with 73 yards on 13 carries and 73 yards on eight receptions.
- ★ Tied RB Eric Dickerson's Rams franchise record with his 56 career rushing touchdown, while adding 81 yards on 19 carries at Tampa Bay (12/23).
- ★ Recorded his eighth consecutive 1,000-yard season on a 14-yard rush in the second quarter at Seattle (12/30).

### 2011 (15/15 – St. Louis)

- ★ Started all 15 games he played and totaled 1,145 rushing yards on 260 carries, pushing past the 1,000-yard mark for the seventh-consecutive season.
- ★ Scored eighth receiving touchdown of his career and 56th overall vs. Washington (10/2), breaking a tie with Elroy "Crazy Legs" Hirsch for fifth most in Rams history.
- ★ Rushed for 159 yards on 25 carries for his 28th 100 yard game of his career vs. New Orleans (10/30). Totaled 190 yards from scrimmage and scored two touchdowns.
- ★ Rushed for 130 yards on 29 attempts (4.5 avg.) vs. Arizona (11/6).
- ★ Rushed 27 times for 128 yards at Cleveland (11/13), the 30th 100 yard game of his career. Performance marked the fourth time in his career that he has put together three consecutive 100-yard rushing games.

### 2010 (16/16 – St. Louis)

## HONORS & AWARDS

**2010**

NFL Pro Bowl

**2009**

NFL Pro Bowl

Associated Press NFL All-Pro second-team

**2008**

NFC Offensive Player of the Week (Wk. 7)

**2006**

NFL Pro Bowl

Associated Press NFL All-Pro second-team

NFC Offensive Player of the Month (Dec.)

NFC Offensive Player of the Week (Wk. 16)

★ Started all 16 games and earned his third Pro Bowl appearance of his career while extending his franchise record for consecutive 1,000-yard rushing seasons to six. Passed Eric Dickerson to become Rams' all-time leading rusher, accumulating 1,241 yards.

★ Rushed for 100 yards in four different games to tie Marshall Faulk for second most career 100-yard games in franchise history (27).

★ Rushed for 114 yards on 25 carries in his first 100-yard rushing game of the season at Detroit (10/10).

★ Passed RB Eric Dickerson to become the Rams all-time leading rusher on a 3-yard gain in the second quarter at Tampa Bay (10/24). Rushed for 110 yards on 22 carries, his 26th 100-yard game of his career.

★ Rushed for 102 yards on 28 attempts and a touchdown at Arizona (12/5).

### 2009 (16/16 – St. Louis)

★ Started all 16 games and finished the season with a team-high 1,416 rushing yards on 324 carries and four touchdowns, and a team-high 51 receptions for 322 receiving yards. His rushing yards total led the NFC, second in the NFL. 1,738 scrimmage yards total finished second in the NFC, fifth in the NFL.

★ Rushed for a career-high seven 100-yard games. Had four consecutive 100-yard rushing games for first time in career.

★ Rushed 17 times for 104 yards at Washington (9/20), his 17th career 100-yard performance.

★ Rushed for 117 yards on 27 carries vs. Green Bay (9/27), the fourth time of career with back-to-back 100-rushing yard games. Also led the team with five receptions for 46 yards.

★ Rushed for 134 yards on 23 carries vs. Indianapolis (10/25). Totaled 95 rushing yards in the third quarter, the most in one quarter of career, surpassing his 82 yards in one quarter vs. Dallas (10/19/08).

★ Recorded a season-high 149 rushing yards on 22 carries at Detroit (11/1).

Rushed for 131 yards vs. New Orleans (11/8), his third consecutive 100-yard rushing game and the second time in career with three consecutive 100-yard rushing games (Weeks 15-17, 2006). It was also third consecutive game with 100 rushing yards in a single half. Led the team in both rushing and receiving.

★ Rushed for 116 yards on 24 carries vs. Arizona (11/22). Broke the 1,000 yard mark to become the only

player in Rams history with five consecutive 1,000-yard rushing seasons.

★ Rushed 28 times for 112 yards at Chicago (11/26). Seven 100-yard rushing games in one season ties Jerome Bettis (1993) and Marshall Faulk (1999) for third-most in Rams' history.

### 2008 (12/11 – St. Louis)

★ Played in 12 games with 11 starts and rushed 253 times for 1,042 yards with seven touchdowns. Notched his fourth-consecutive 1,000-yard rushing season, matching RB Eric Dickerson for most consecutive 1,000-yard rushing seasons in team history. Also caught 40 passes for 379 yards and one touchdown. His 9.4-receiving yard average was highest among all NFL running backs and his 118.4 scrimmage yards per game average ranked first in the NFL. Recorded 100 or more scrimmage yards in nine of 12 games.

★ Rushed for 110 yards on 24 carries with one touchdown vs. Buffalo (9/28). Also led the team with five receptions for 78 yards.

★ Earned NFC Offensive Player of the Week honors vs. Dallas (10/19), after rushing for 160 yards on 25 carries and tying a career high with three touchdowns.

★ Rushed for 108 yards on a season-high 32 carries vs. San Francisco (12/21).

★ Rushed for a season-high 161 yards on 30 carries with two touchdowns at Atlanta (12/28). 161 yards was the second-highest rushing-yard total of his career.

### 2007 (12/12 – St. Louis)

★ Started all 12 games he played and produced his third consecutive 1,000-yard rushing season. Scored a 50-plus yard touchdown in three consecutive games, first player to do so since Deuce McCallister in 2003.

★ Rushed 30 times for 115 yards at Tampa Bay (9/23).

★ Led the team with 76 rushing yards and one touchdown at New Orleans (11/11). Threw first-career touchdown on a 2-yard pass to TE Randy McMichael.

★ Rushed for a season-high 143 yards on 24 carries with one touchdown vs. Green Bay (12/16).

### 2006 (16/16 – St. Louis)

★ Started all 16 games and finished season with a career-high 1,528 yards rushing (third in the NFC, fifth in the NFL) on 346 carries with 13 touchdowns. Led all NFL running backs with 90 receptions (fourth in the NFC, seventh in the NFL) for 806 yards and three touchdowns. 2,334 yards from scrimmage led the NFL and 90 receptions were the most by a Rams' running back.

★ Earned NFC Offensive Player of the Month honors in December after leading the NFL with seven rushing touchdowns, 849 yards from scrimmage (169.8 average), and 10 touchdowns.

★ Rushed 22 times for 121 yards vs. Denver (9/10), his fifth career 100-yard game.

★ Carried the ball 22 times for 103 yards at San Francisco (9/17).

★ Made a career-high 13 receptions for a career-high 133 yards vs. Kansas City (11/5), as well as then career-high 219 scrimmage yards and first career 100-yard receiving game. Tallied the most receptions by a Rams' running back since Marshall Faulk had 14 at Denver (9/8/02)

★ Gained 121 yards on 23 carries vs. San Francisco



(11/26).

★ Gained 165 yards from scrimmage, the third-best output of the season vs. Arizona (12/3).

★ Rushed for 127 yards on 31 carries and two touchdowns vs. Oakland (12/17).

★ Earned NFC Player of the Week Honors after gaining a season-high 150 yards rushing on a career-high 33 carries with one touchdown vs. Washington (12/24).

★ Rushed 25 times for 142 yards and three touchdowns at Minnesota (12/31), adding two receptions for 24 yards and one touchdown. Marked the first time a Ram has had three rushing touchdowns in a game since Marshall Faulk vs. Minnesota (11/30/03).

## 2005 (15/15 – St. Louis)

★ Started all 15 games he played and ranked seventh in the NFC (14th in the NFL) with 1,046 yards on 254 carries with eight touchdowns. Registered his first 1,000-yard rushing season.

★ Rushed 20 times for 97 yards and two touchdowns vs. New Orleans (10/23), the first multiple rushing touchdown game of career.

★ Rushed 25 times for a career-high 179 yards vs. Jacksonville (10/30).

★ Notched 25 carries for 110 yards and one touchdown at Houston (10/27).

## 2004 (14/3, 2/0 – St. Louis)

★ Appeared in 14 games with three starts and was second on team, third among NFL rookies, with 673 yards on 134 carries with a team-high four rushing touchdowns. Ranked fourth in Rams' history for rushing by a rookie (Eric Dickerson 1,808; Jerome Bettis 1,429; Ron Waller 716).

★ Rushed seven times for 50 yards in NFL debut vs. Arizona (9/12).

★ Rushed 26 times for 119 yards, first-career 100-yard performance vs. San Francisco (12/5).

★ Rushed 24 times for a career-high 148 yards and one touchdown vs. Philadelphia (12/27). Performance marked the sixth best rushing performance by a rookie in team history.

## COLLEGE

★ Ended Oregon State career after three seasons, becoming the first Beaver player in history with eligibility remaining to enter the NFL Draft. In 36 games, carried

743 times for 3,625 yards for a 4.9-yard average and 39 touchdowns. Added 680 yards and six touchdowns on 66 catches. Also gained 240 yards with a touchdown on seven kickoff returns.

★ His 4,545 all-purpose yards rank second in school history.

★ As a junior, ranked 10th in nation in rushing, ninth in all-purpose yardage, and fourth in scoring. Carried 350 times for 1,545 yards and 19 touchdowns, adding 44 receptions for 470 yards and three touchdowns. His 2,015 all-purpose yards set school record.

★ As sophomore led Pac-10 in rushing and finished season eighth nationally with 1,690 yards and average of 130.0 yards a game.

## PERSONAL

★ Attended Eldorado High in Las Vegas. Led state in rushing as senior with 2,764 yards and 34 touchdowns on 386 carries (7.1 average) and caught 14 passes for 263 yards and three touchdowns, giving him 226 points for the season. 226 points also was top mark in Nevada for 2000.

★ Was a first-team All-Conference (Sunrise Region) pick as a senior as well as first-team all-state. Finished with 3,976 yards and 51 rushing touchdowns in career, both marks were school records.

★ as junior, rushed for 1,212 yards and scored 17 touchdowns to lead Devils to 10-3 record, Northeast Division title, the Sunrise Region championship, and appearance in the 4A State Tournament. Named Player of the Year in Nevada and Southern Nevada's Co-Offensive Player of the Year.

★ Was a three-year starter in football, two-year starter in basketball (guard), and was a four-year letterman in track as a sprinter. Posted :10.4 best in 100-meters as a junior.

His football jersey number (34) was retired by the school.

★ Majored in housing studies at Oregon State.

# STEVEN JACKSON

Pos: RB Ht: 6-2 Wt: 240 Year: 12th Acq: FA-15 College: Oregon State Born: 7/22/83

REGULAR SEASON			RUSHING					RECEIVING					KICK RETURNS					PUNT RETURNS					
Year	Team	G/S	No	Yds	Avg	Lg	TD	No	Yds	Avg	Lg	TD	No	Yds	Avg	Lg	TD	No	FC	Yds	Avg	Lg	TD
2004	Rams	14/3	134	673	5.0	58	4	19	189	9.9	28	9	4	79	19.8	23	0	0	0	0	0.0	0	0
2005	Rams	15/15	254	1046	4.1	51	8	43	320	7.4	27	2	0	0	0	0.0	0	0	0	0	0.0	0	0
2006	Rams	16/16	346	1528	4.4	59t	13	90	806	9.0	64t	3	0	0	0	0.0	0	0	0	0	0.0	0	0
2007	Rams	12/12	237	1002	4.2	54	5	38	271	7.1	37	1	0	0	0	0.0	0	0	0	0	0.0	0	0
2008	Rams	12/11	253	1042	4.1	56t	7	40	379	9.5	53	1	0	0	0	0.0	0	0	0	0	0.0	0	0
2009	Rams	15/15	324	1416	4.4	58	4	51	322	6.3	38	0	0	0	0	0.0	0	0	0	0	0.0	0	0
2010	Rams	16/16	330	1241	3.8	42t	6	46	383	8.3	49	0	0	0	0	0.0	0	0	0	0	0.0	0	0
2011	Rams	15/15	260	1145	4.4	47t	5	42	333	7.9	50	1	0	0	0	0.0	0	0	0	0	0.0	0	0
2012	Rams	16/16	258	1045	4.1	46	4	38	321	8.4	22	0	0	0	0	0.0	0	0	0	0	0.0	0	0
2013	Falcons	12/12	157	543	3.5	50	6	33	191	5.8	25	1	0	0	0	0.0	0	0	0	0	0.0	0	0
2014	Falcons	15/15	190	707	3.7	55	6	20	148	7.4	17	0	0	0	0	0.0	0	0	0	0	0.0	0	0
2015	Patriots	2/1	21	50	2.4	7	1	0	0	0.0	0	0	0	0	0	0.0	0	0	0	0	0.0	0	0
Totals – 11 Years		160/147	2,764	11,438	4.1	59t	69	460	3,663	8.0	64t	9	4	79	19.8	23	0	0	0	0	0.0	0	0
POSTSEASON			RUSHING					RECEIVING					KICK RETURNS					PUNT RETURNS					
Year	Team	G/S	No	Yds	Avg	Lg	TD	No	Yds	Avg	Lg	TD	No	Yds	Avg	Lg	TD	No	FC	Yds	Avg	Lg	TD
2004	Rams	2/0	19	68	3.6	15	0	3	3	1.0	8	0	0	0	0.0	0	0	0	0	0	0.0	0	0
2015	Patriots	1/0	6	16	2.7	8	0	0	0	0.0	0	0	0	0	0.0	0	0	0	0	0	0.0	0	0
Totals – 1 Year		3/0	25	84	3.4	15	0	3	3	1.0	8	0	0	0	0.0	0	0	0	0	0	0.0	0	0



# TRE' JACKSON



# 63

HT: 6-4 WT: 320

Born: 12/14/1992 Exp. (NFL/Patriots): Rookie  
GP/GS (Playoffs): 13/9 (0/0) Acq: D4b-15 (111th)  
College: Florida State Hometown: Jesup, Ga..

**G U A R D**

## CAREER TRANSACTIONS

Tre' Jackson was drafted by the New England Patriots in the fourth round (111th overall) of the 2015 NFL Draft.

## SEASONAL REVIEWS

### 2015 – (13/9)

- ★ Was inactive due to injury in the playoff victory vs. Kansas City (1/16).
- ★ Started at right guard in Miami (1/3).
- ★ Started at right guard, playing every offensive snap at N.Y. Jets (12/27).
- ★ Started at right guard in the win vs. Tennessee (12/20).
- ★ Started at right guard, playing every offensive snap in the win at Houston (12/13).
- ★ Started at right guard vs. Philadelphia (12/6).
- ★ Returned to action after missing three games due to injury and rotated in at right guard at Denver (11/29).
- ★ Was inactive due to a knee injury in the win vs. Buffalo (11/23).
- ★ Was inactive due to a knee injury in the win at N.Y. Giants (11/16).
- ★ Was inactive due to a knee injury in the win vs. Washington (11/8).
- ★ Started at right guard and played every offensive snap until he injured his knee in the fourth quarter of the win vs. Miami (10/29).
- ★ Started at right guard and played every offensive snap in the win vs. the New York Jets (10/25).

- ★ Saw action at right guard in the win at Indianapolis (10/18).
- ★ Saw action at right guard in the win at Dallas (10/11).
- ★ Made his second start at right guard in the win vs. Jacksonville (9/27).
- ★ Saw action at right guard in the win at Buffalo (9/20).
- ★ Started at right guard in the Patriots' season opener vs. Pittsburgh (9/10).

## COLLEGE

- ★ Three-year starter who earned his first start as a true freshman in the 2011 Champs Sports Bowl and was a fixture in the lineup the rest of his career, making 42 starts.
- ★ Arguably the nation's best guard in 2014 as he earned unanimous All-America honors and was named South Team MVP at the 2015 Senior Bowl.
- ★ Was a three-time All-ACC honoree and two-time all-conference team selection as well and a four-time ACC Offensive Lineman of the Week.
- ★ In 2014, started all 14 games for an offensive line that produced the best offense in school history and won the BCS National Championship.

## PERSONAL

- ★ Born Dec. 14, 1992.
- ★ Ranked a three-star offensive lineman recruit by Scout.com coming out of high school.



# RUFUS JOHNSON



**59**

HT: 6-5 WT: 280  
Born: 8/28/1990 Exp. (NFL/Patriots): 1/1  
GP/GS (Playoffs): 1/0 (0/0) Acq: FA-15  
College: Tarleton State Hometown: Dallas, Texas

## LINEBACKER

### CAREER TRANSACTIONS

Rufus Johnson was signed by the New England Patriots as a free agent on Feb. 6, 2015 ... Originally drafted by New Orleans in the sixth round (183rd overall) of the 2013 NFL Draft ... Released by New Orleans (8/31/13) ... Signed by New Orleans to the practice squad (9/2/13) ... Signed by New Orleans to the 53-man roster from the practice squad (1/7/14) ... Released by New Orleans (8/26/14).

### SEASONAL REVIEWS

#### 2015 (1/0)

- ★ Placed on the Reserve/Non-Football Illness list the day before the win vs. Miami (10/29).
- ★ Was inactive in the win vs. the New York Jets (10/25).
- ★ Was inactive in the win at Indianapolis (10/18).
- ★ Was inactive in the win at Dallas (10/11).
- ★ Was inactive in the win vs. Jacksonville (9/27).
- ★ Made his Patriots debut, seeing limited action at linebacker and on special teams in the win at Buffalo (9/20).
- ★ Was inactive in the season opener vs. Pittsburgh (9/10).

#### 2014 (0/0 – New Orleans)

- ★ Went to training camp with New Orleans but was released (8/26) prior to the start of the regular season.

#### 2013 (0/0, 0/0 – New Orleans)

- ★ Originally drafted by New Orleans in the sixth round (183rd overall) of the 2013 NFL Draft.

- ★ Spent the entire regular season on the team's practice squad before being elevated to the active roster for the NFC Divisional game at Seattle (1/7).

- ★ Was inactive in the NFC Divisional game at Seattle (1/11).

### COLLEGE

- ★ Played in 20 games with 19 starts in two seasons (2011-12) at Tarleton State, finishing his career with 96 tackles, 33 tackles for loss, 15½ sacks, three passes defended and one forced fumble.
- ★ Named the Lone Star Conference Defensive Lineman of the Year and also garnered first-team All-Lone Star Conference and Division II second-team All-American honors as a senior in 2012 after posting 50 tackles, 17½ tackles for loss, 10 sacks, two passes defended and one forced fumble.
- ★ Earned All-Lone Star Conference honors as a junior in 2011 after starting all 11 games at defensive end and registering 46 tackles, 15½ tackles for loss, 5½ sacks, one pass defended and one forced fumble.
- ★ Played two seasons at Kilgore (Texas) Junior College.
- ★ Is the fourth Tarleton State player to be drafted by an NFL team, and at 183rd overall, is the highest draft pick in school history.

### PERSONAL

- ★ Born Rufus Johnson, Jr., on Aug. 28, 1990.
- ★ Lettered in football for four seasons at H. +Grady Spruce HS in Dallas, Texas, where he was named first-team All-District as a senior and second-team All-District as a junior.
- ★ Father, Rufus, played football at Texas Tech.
- ★ Majored in kinesiology at Tarleton State.

## RUFUS JOHNSON

Pos: LB Ht: 6-5 Wt: 280 Year: 1st Acq: FA-15 College: Tarleton State Born: 8/28/90

REGULAR SEASON			TACKLES					INTERCEPTIONS					MISCELLANEOUS						
Year	Team	G/S	TT	UT	A	S	Yds	No	Yds	Avg	Lg	TD	PD	FF	FR	Yds	TD	SpT	
2013	Saints		Practice Squad																
2015	Patriots	1/0	0	0	0	0.0	0.0	0	0	0.0	0	0		0	0	0	0	0	
Totals – 1 Year		1/0	0	0	0	0.0	0.0	0	0	0.0	0	0		0	0	0	0	0	
POSTSEASON			TACKLES					INTERCEPTIONS					MISCELLANEOUS						
Year	Team	G/S	TT	UT	A	S	Yds	No	Yds	Avg	Lg	TD	PD	FF	FR	Yds	TD	SpT	
2013	Saints	0/0	0	0	0	0.0	0.0	0	0	0.0	0	0		0	0	0	0	0	
Totals – 1 Year		0/0	0	0	0	0.0	0.0	0	0	0.0	0	0		0	0	0	0	0	



# LEONARD JOHNSON



# 34

HT: 5-10 WT: 202  
 Born: 3/30/1990 Exp. (NFL/Patriots): 4/1  
 GP/GS (Playoffs): 52/20 (0/0) Acq: FA-15  
 College: Iowa State Hometown: Largo, Fla.

## C O R N E R B A C K

### CAREER TRANSACTIONS

Leonard Johnson was signed by the New England Patriots as a free agent on December 9, 2015 ... Originally signed by Tampa Bay as a rookie free agent (4/30/12) ... Released by Tampa Bay (12/3/15).

### SEASONAL REVIEWS

#### 2015 (4/3 – New England/Tampa Bay)

- ★ Was active but did not play in the playoff victory vs. Kansas City (1/16).
- ★ Started at defensive back when the Patriots opened up in the nickel defense and recorded three solo tackles at Miami (1/3).
- ★ Started at defensive back when the Patriots opened up in the nickel defense and recorded two tackles, one solo, at N.Y. Jets (12/27).
- ★ Saw action as a defensive back in nickel situations and recorded two tackles in the win vs. Tennessee (12/20).
- ★ Made his Patriots debut starting at safety in the win at Houston (12/13) and broke up two passes.
- ★ Began the season with Tampa Bay and was waived/injured and placed on injured reserve before being released in early December.

#### 2014 (16/3 – Tampa Bay)

- ★ Served as the team's primary nickelback, playing in 16 games, with three starts. Registered 41 tackles, one interception and two forced fumbles on defense with four special teams tackles and one forced fumble on special teams.
- ★ Posted eight tackles and a pass defended in win at Pittsburgh (9/28).
- ★ Collected seven tackles and one pass defended, as well as one special teams tackle and a special teams forced fumble, vs. Green Bay (12/21).

#### 2013 (16/8 – Tampa Bay)

- ★ Played in all 16 games with eight starts and compiled 61 tackles, one interception he returned for a touchdown, eight passes defended and eight passes defended.
- ★ Had a season-high nine tackles in the season opener at N.Y. Jets (9/8).
- ★ Intercepted a pass and returned it 48 yards for a touchdown at Detroit (11/24). Also posted seven tackles.

#### 2012 (16/6 – Tampa Bay)

- ★ Appeared in all 16 games with six starts and collected 37 tackles, three interceptions - one he returned for a touchdown - nine passes defended, one forced fumble and one fumble recovery.
- ★ Intercepted a pass in three consecutive games,

including at San Diego (11/11), which he returned 83 yards for a touchdown.

- ★ Registered a season-high seven tackles at Atlanta (11/25).

### COLLEGE

- ★ Played four seasons at Iowa State (2008-11), appearing in 50 games and starting 43.
- ★ Totaled 247 tackles, 26 pass breakups, eight fumble recoveries, six forced fumbles, and six interceptions throughout collegiate career.
- ★ Earned second-team All-Big 12 honors after the 2011 season.
- ★ Was a first-team freshman All-American as a kick returner in 2008.
- ★ Majored in pre-liberal studies at Iowa State.

### PERSONAL

- ★ Attended Largo High School (Largo, Florida) and played quarterback and defensive back, completing 81 passes for 1,596 yards and 21 touchdowns, also 224 carries for 1,473 yards and 15 touchdowns, and recording 15 tackles and one interception.
- ★ Son of Schenique and Charles Harris.
- ★ Born Leonard Johnson on March 30, 1990, in Clearwater, Florida.

## EXTRA POINTS

- ★ 2011 Ron Burton Community Service Award Winner.
- ★ Filmed a scene in the Three Stooges movie during the 2010 offseason with former Patriots WR Troy Brown.
- ★ Jerod has his own condiment line. "Jerod Mayo's All-Pro" mayonnaise comes in three fitting flavors: Kickin' Buffalo, Bruisin' Bacon, Curshin' Chipotle. A portion of the proceeds is donated to the Boston Medical Center.
- ★ Started The Mayo Bowl in 2010, a celebrity bowling event that raises money for Pitching In for Kids, an area children's charity.
- ★ Daughter, Chya, and son, Jerod Jr., share the same birthday one year apart.



# LEONARD JOHNSON

Pos: CB Ht: 6-0 Wt: 202 Year: 4th Acq:FA-15 College: Iowa State Born: 3/30/90

REGULAR SEASON		TACKLES						INTERCEPTIONS					MISCELLANEOUS					
Year	Team	G/S	TT	UT	A	S	Yds	No	Yds	Avg	Lg	TD	PD	FF	FR	Yds	TD	SpT
2012	Buccaneers	16/6	37	32	5	0.0	0.0	3	86	28.7	83t	1	9	1	1	1	0	4
2013	Buccaneers	16/8	61	47	14	0.0	0.0	1	48	48.8	48t	1	8	1	0	0	0	1
2014	Buccaneers	16/3	41	27	14	0.0	0.0	1	-6	-6.0	-6	0	3	2	0	0	0	4
2015	Patriots	4/3	7	4	3	0.0	0.0	0	0	0.0	0	0	2	0	0	0	0	0
Totals - 3 Years		52/20	146	110	36	0.0	0.0	5	128	25.6	83t	2	22	4	1	1	0	9

**Additional Statistics:** 1 KOR for 18 Yds (11/16/14 at Washington).



## CHANDLER JONES



# 95

HT: 6-5 WT: 265

Born: 2/27/1990 Exp. (NFL/Patriots): 4/4

GP/GS (Playoffs): 55/52 (8/7) Acq: D1a (21st)-12

College: Syracuse Hometown: Endicott, N.Y.

PRO BOWLS: SUPER BOWLS:

DEFENSIVE END



### CAREER TRANSACTIONS

Chandler Jones was drafted by the New England Patriots in the first round (21st overall) of the 2012 NFL Draft.

### SEASONAL REVIEWS

**2015 (15/15, 1/1)**

★ Recorded four tackles, two solo, sacked Alex Smith for a 3-yard loss and forced a Knile Davis fumble that was recovered by Dont'a Hightower in the playoff victory vs. Kansas City (1/16).

★ Was inactive due to injury at Miami (1/3).

★ Recorded one solo tackle at N.Y. Jets (12/27).

★ Recorded four tackles, two solo, and strip-sacked Marcus Mariota on the first drive of the second quarter of the win vs. Tennessee (12/20). The ball was recovered by Akiem Hicks in the end zone, and the play resulted in a Patriots touchdown. Jones also sacked Zach Mettenberger for a 9-yard loss in the third quarter.

★ Recorded two tackles in the win at Houston (12/13).

★ Recorded four tackles, three solo, vs. Philadelphia (12/6).

★ Recorded two solo tackles, one pass defended, one forced fumble and his first career interception when he picked off Brock Osweiler on the first Broncos drive of the second quarter at Denver (11/29). Jones' pick gave the Patriots possession on Denver's 15-yard line and set up a 9-yard touchdown pass in the second quarter.

★ Recorded one solo tackle, stopping Tyrod Taylor for a six-yard loss on third down in the third quarter of the win vs. Buffalo (11/23).

★ Recorded three tackles and a strip sack in the second quarter of the win at N.Y. Giants (11/15). Jones now has at least one sack five consecutive games.

★ Recorded four tackles and a four-yard sack on Kirk Cousins on a third down in the win vs. Washington (11/8). He is currently leading the NFL with 9.5 sacks on the season.

### EXTRA POINTS

★ Has two brothers, including Arthur, a defensive end for the Indianapolis Colts and former fifth-round NFL Draft selection by the Baltimore Ravens in 2010 out of Syracuse and Jon "Bones" Jones, a UFC fighter.

### HONORS & AWARDS

**2015**

Pro Bowl

**2014**

AFC Defensive Player of the Week (Wk. 2)

**2013**

AFC Defensive Player of the Month (November)

**2012**

NFL Rookie of the Month (September)

★ Recorded four solo tackles, two for no gain, and added two sacks, a 6-yard sack in the first quarter and an 8-yard sack in the second quarter of the win vs. Miami (10/29), marking his third game with at least two sacks this season.

★ Recorded three tackles and strip-sacked Ryan Fitzpatrick in the first quarter of the win vs. the New York Jets (10/25).

★ Recorded four tackles, two solo, and 2.5 sacks for 17.5 yards on Colts quarterback Andrew Luck the win at Indianapolis (10/18). Chandler's 2.5-sack performance marks his second multiple sack game of the 2015 season. Jones is currently second in the league with 43.5 sack yards in five games. Every other player in the top-four has played six games.

★ Recorded one tackle and one pass defended in the win

at Dallas (10/11).

★ Posted two tackles in the win vs. Jacksonville (9/27).

★ Set a career high with his first three sack game in the win at Buffalo (9/20). Jones had two second quarter sacks and an 11-yard sack in the third quarter, marking his 6th multiple sack game.

★ Recorded three tackles, one solo, in season opener vs. Pittsburgh (9/10).

## 2014 (10/8, 3/3)

★ Played in 10 regular-season games with eight starts and compiled 43 tackles, six sacks, two passes defended, two forced fumbles and one fumble recovery.

★ Started all three playoff games and posted eight tackles and one sack.

★ Was inactive for six games due to injury.

★ Posted one two-sack game:

- Week 2 at Minnesota

★ Earned AFC Defensive Player of the Week honors after recording his fifth career two-sack game and blocking a field goal that he returned 58 yards for a touchdown in the win at Minnesota (9/14). The block, which is the second of Jones' career, came in the second quarter on a 48-yard attempt.

★ Started and played every defensive snap in the win at Buffalo (10/12), posting five tackles to go along with a 2-yard strip sack of Kyle Orton in the second quarter that he also recovered at Buffalo's 26-yard line, setting up a Patriots field goal.

★ Returned after missing six games due to injury and recorded seven tackles, 1½ sacks for minus 21½ yards and a forced fumble in the win vs. Miami (12/14).

★ Started and posted three tackles and his first career postseason sack in the Super Bowl XLIX win vs. Seattle (2/1).

## 2013 (16/16, 2/2)

★ Started all 16 regular-season games and posted 82 tackles, 11½ sacks, one forced fumble, added one fumble recovery for his first career touchdown and blocked a field goal.

★ Became the first Patriots player with five-plus sacks in each of his first two seasons since Chris Slade in 1993 (9) and 1994 (9½).

★ The 11½ sacks in 2013 were fourth-most in team history, tied for third most in the AFC and seventh overall in the NFL.

★ Posted three two-sack games:

- Week 2 vs. N.Y. Jets
- Week 7 at N.Y. Jets
- Week 9 vs. Pittsburgh

★ Started both playoff contests and made three tackles.

★ Started and registered two sacks for a combined 16 yards vs. N.Y. Jets (9/12).

★ Was in on multiple sacks for the second straight game, combining on two ½ sacks for 4½ yards lost vs. Tampa Bay (9/22).

★ Had two sacks and a career-high 11 tackles at N.Y. Jets (10/20).

★ Blocked a 39-yard field goal attempt vs. Miami (10/27) with 2:51 remaining to help thwart a Dolphins comeback attempt. It was the first blocked field goal since Oct. 4, 2010, also against Miami. Also made seven tackles.

## PILING UP SACKS

Jones has had three games with two or more sacks so far in 2015 with three at Buffalo (9/20), 2.5 at Indianapolis (10/18) and two vs. Miami (10/29). He currently has 10.5 sacks in 2015. Jones finished the 2013 season with 11½ sacks on the year. The Patriots have had a player finish with 10 or more sacks in a season 17 times in team history.

### PATRIOTS 10-PLUS SACK SEASON

Sacks	Player	Year
12.0	Tony McGee	1977
10.0	Ray Hamilton	1977
11.5	Tony McGee	1978
10.5	Tony McGee	1979
18.5	Andre Tippett	1984
16.5	Andre Tippett	1985
10.0	Garin Veris	1985
11.0	Garin Veris	1986
12.5	Andre Tippett	1987
11.0	Willie McGinest	1995
12.5	Mike Vrabel	2007
10.0	Tully Banta-Cain	2009
10.0	Mark Anderson	2011
10.0	Andre Carter	2011
11.5	Chandler Jones	2013
12.5	Chandler Jones	2015

★ Compiled six tackles and his third two-sack game of the season vs. Pittsburgh (11/3).

★ Named AFC Defensive Player of the Month for November after he registered 16 total tackles and four sacks in the team's three November games to push his season total to 10½ sacks for the year.

★ Scored the first touchdown of his career at Baltimore (12/22) after an errant shotgun snap squibbed into the end zone and Jones pounced on the loose ball for the score.

## 2012 (14/13, 2/1)

★ Earned the starting job at right end out of training camp and went on to start 13 of the 14 games he played in, making 48 tackles, six sacks, forced three fumbles and five passes defended.

★ Played in both playoff games with one start vs. Houston (1/13) and made two tackles.

★ Was inactive due to injury at Miami (12/2) and at N.Y. Jets (11/22).

★ Won NFL Rookie of the Month for September after finishing the month with 19 tackles, three sacks and two forced fumbles. Jones' three sacks were the most by a Patriots rookie through the first four games since 1993 (Chris Slade, five). Joined Jerod Mayo (October of 2008) as the only Patriots to be named NFL Defensive Rookie of the Month.

★ Sustained an ankle injury in the first quarter of Patriots win vs. Indianapolis (11/18) and did not return.

★ Picked up his sixth sack of the year, had four tackles and defended one pass in won at St. Louis (10/28).

★ Had a season-high nine tackles and the first two-sack game of his career, including a forced fumble that was recovered by the Patriots at Seattle (10/14).

★ Started and registered five tackles vs. Arizona (9/16). Also forced a fumble in the second quarter that was recovered by Tavon Wilson.

★ Started at defensive end in his first NFL game and

recorded six tackles including a strip-sack fumble that was recovered by Dont'a Hightower and returned for a score in the season-opening win at Tennessee (9/9).

## COLLEGE

- ★ All-Big East First Team selection as a senior in 2011.
- ★ All-Big East Second Team selection as a junior in 2010.
- ★ Earned three letters.
- ★ Member of the 2010 Spring Athletic Director's Honor Roll.
- ★ Earned Big East Defensive Player of the Week honors after recording six solo tackles, including two sacks for a loss of 19 yards, and broke up a pass vs. West Virginia

in his senior season .

## PERSONAL

- ★ Son of Camille and Arthur Jones.
- ★ Has two brothers, including Arthur, a defensive tackle for the Indianapolis Colts and former teammate at Syracuse, and Jon "Bones" Jones, a UFC fighter.
- ★ Majored in child and family studies in the David B. Falk College of Sport and Human Dynamics at Syracuse.
- ★ Born in Feb. 27, 1990, in Rochester, N.Y.

## CHANDLER JONES

Pos: DE Ht: 6-5 Wt: 265 Year: 4th Acq: D1a-12 (21st) College: Syracuse Born: 2/27/90

REGULAR SEASON			TACKLES					INTERCEPTIONS					MISCELLANEOUS					
Year	Team	G/S	TT	UT	A	S	Yds	No	Yds	Avg	Lg	TD	PD	FF	FR	Yds	TD	SpT
2012	Patriots	14/13	48	24	24	6.0	33.0	0	0	0.0	0	0	5	3	0	0	0	0
2013	Patriots	16/16	82	58	24	11.5	73.5	0	0	0.0	0	0	0	1	1	0	1	0
2014	Patriots	10/8	43	27	16	6.0	49.5	0	0	0.0	0	0	2	2	1	0	1	0
2015	Patriots	15/15	51	30	15	12.5	89.5	1	0	0.0	0	0	1	4	1	0	0	0
Totals – 4 Years		55/52	220	119	79	36.0	245.5	1	0	0.0	0	0	8	10	3	0	2	0
Additional Statistics: 2 Blocked Field Goals: vs. Miami (10/27/13) & at Minnesota (9/14/14), returned 58 yards for TD.																		
POSTSEASON			TACKLES					INTERCEPTIONS					MISCELLANEOUS					
Year	Team	G/S	TT	UT	A	S	Yds	No	Yds	Avg	Lg	TD	PD	FF	FR	Yds	TD	SpT
2012	Patriots	2/1	2	1	1	0.0	0.0	0	0	0.0	0	0	0	0	0	0	0	0
2013	Patriots	2/2	3	2	1	0.0	0.0	0	0	0.0	0	0	0	0	0	0	0	0
2014	Patriots	3/3	8	7	1	1.0	3.0	0	0	0.0	0	0	0	0	0	0	0	0
2015	Patriots	1/1	4	2	2	1.0	3.0	0	0	0.0	0	0	0	1	0	0	0	0
Totals – 4 Years		8/7	17	12	5	2.0	6.0	0	0	0.0	0	0	0	1	0	0	0	0

## JONES'S CAREER GAME-BY-GAME

2012	Opponent	P/S	TT	UT	A	S	Yds	Int	Yds	PD	FF	FR	SpT
09/09 at Tennessee	S	6	4	2	1.0	1.0	-	-	-	1	-	-	-
09/16 Arizona	S	5	1	4	1.0	0.0	-	-	-	1	-	-	-
09/23 at Baltimore	S	2	0	2	-	-	-	-	-	-	-	-	-
09/30 at Baltimore	S	6	2	4	1.0	5.0	-	-	-	-	-	-	-
10/07 Denver	S	1	0	1	-	-	-	-	1	-	-	-	-
10/14 at Seattle	S	9	7	2	2.0	10.0	-	-	-	1	-	-	-
10/21 N.Y. Jets	S	4	2	2	-	-	-	-	-	-	-	-	-
10/28 at St. Louis	S	4	2	2	1.0	17.0	-	-	1	-	-	-	-
11/11 Buffalo	S	2	0	2	-	-	-	-	-	-	-	-	-
11/18 Indianapolis	S	0	0	0	-	-	-	-	-	-	-	-	-
11/22 at N.Y. Jets	Inactive												
12/02 at Miami	Inactive												
12/10 Houston	p	1	1	0	-	-	-	-	1	-	-	-	-
12/16 San Francisco	S	2	2	0	-	-	-	-	-	-	-	-	-
12/23 at Jacksonville	S	0	0	0	-	-	-	-	-	-	-	-	-
12/30 Miami	S	6	3	3	-	-	-	-	2	-	-	-	-
<b>2012 Totals</b>		<b>14/13</b>	<b>48</b>	<b>24</b>	<b>6.0</b>	<b>33.0</b>	<b>0</b>	<b>0</b>	<b>5</b>	<b>3</b>	<b>0</b>	<b>0</b>	<b>0</b>
01/13 Houston	S	2	1	1	-	-	-	-	-	-	-	-	-
01/20 Baltimore	p	0	0	0	-	-	-	-	-	-	-	-	-
<b>2012 Postseason</b>		<b>2/1</b>	<b>2</b>	<b>1</b>	<b>1.0</b>	<b>0.0</b>	<b>0</b>	<b>0</b>	<b>0</b>	<b>0</b>	<b>0</b>	<b>0</b>	<b>0</b>
2013	Opponent	P/S	TT	UT	A	S	Yds	Int	Yds	PD	FF	FR	SpT
09/08 at Buffalo	S	6	4	2	-	-	-	-	-	-	-	-	-
09/12 N.Y. Jets	S	5	3	2	2.0	16.0	-	-	-	-	-	-	-
09/22 Tampa Bay	S	3	1	2	1.0	4.5	-	-	-	-	-	-	-
09/29 at Atlanta	S	3	3	0	-	-	-	-	-	-	-	-	-
10/06 at Cincinnati	S	4	3	1	0.5	4.0	-	-	-	-	-	-	-
10/13 New Orleans	S	8	3	5	1.0	6.0	-	-	-	-	-	-	-
10/20 at N.Y. Jets	S	11	8	3	2.0	15.0	-	-	1	-	-	-	-
10/27 Miami	S	7	5	2	-	-	-	-	-	-	-	-	-
11/03 Pittsburgh	S	6	6	0	2.0	5.0	-	-	-	-	-	-	-
11/18 at Carolina	S	6	5	1	1.0	5.0	-	-	-	-	-	-	-
11/24 Denver	S	4	3	1	1.0	10.0	-	-	-	-	-	-	-
12/01 at Houston	S	4	2	2	-	-	-	-	-	-	-	-	-
12/08 Cleveland	S	5	5	0	-	-	-	-	-	-	-	-	-
12/15 at Miami	S	2	2	0	1.0	8.0	-	-	-	-	-	-	-
12/22 at Baltimore	S	3	1	2	-	-	-	-	-	-	-	1	-
12/29 Buffalo	S	5	4	1	-	-	-	-	-	-	-	-	-
<b>2013 Totals</b>		<b>16/16</b>	<b>82</b>	<b>58</b>	<b>24</b>	<b>11.5</b>	<b>73.5</b>	<b>0</b>	<b>0</b>	<b>0</b>	<b>0</b>	<b>1</b>	<b>1</b>
01/11 Indianapolis	S	2	1	1	-	-	-	-	-	-	-	-	-
01/19 at Denver	S	1	1	0	-	-	-	-	-	-	-	-	-
<b>2013 Postseason</b>		<b>2/2</b>	<b>3</b>	<b>2</b>	<b>1.0</b>	<b>0.0</b>	<b>0</b>	<b>0</b>	<b>0</b>	<b>0</b>	<b>0</b>	<b>0</b>	<b>0</b>
2014	Opponent	P/S	TT	UT	A	S	Yds	Int	Yds	PD	FF	FR	SpT
09/07 at Miami	S	6	2	4	-	-	-	-	-	-	-	-	-
09/14 at Minnesota	S	8	6	2	2.0	7.0	-	-	-	-	-	-	-
09/21 Oakland	S	2	1	1	-	-	-	-	-	2	-	-	-
09/29 at Kansas City	S	3	2	1	0.5	4.0	-	-	-	-	-	-	-
10/05 Cincinnati	p	0	0	0	-	-	-	-	-	-	-	-	-
10/12 at Buffalo	S	5	4	1	1.0	2.0	-	-	-	1	1	-	-
10/16 N.Y. Jets	S	4	3	1	1.0	15.0	-	-	-	-	-	-	-
10/26 Chicago	Inactive												
11/02 Denver	Inactive												
11/16 at Indianapolis	Inactive												
11/23 Detroit	Inactive												
11/30 at Green Bay	Inactive												
12/07 at San Diego	Inactive												
12/14 Miami	p	7	4	3	1.5	21.5	-	-	-	1	-	-	-
12/21 at N.Y. Jets	S	3	2	1	-	-	-	-	-	-	-	-	-
12/28 Buffalo	S	5	3	2	-	-	-	-	-	-	-	-	-
<b>2014 Totals</b>		<b>10/8</b>	<b>43</b>	<b>27</b>	<b>16.0</b>	<b>60.5</b>	<b>0</b>	<b>0</b>	<b>2</b>	<b>2</b>	<b>2</b>	<b>1</b>	<b>0</b>
01/10 Baltimore	S	4	3	1	-	-	-	-	-	-	-	-	-
01/18 Indianapolis	S	1	1	0	-	-	-	-	-	-	-	-	-
02/01 Seattle	S	3	3	0	1.0	3.0	-	-	-	-	-	-	-
<b>2014 Postseason</b>		<b>3/3</b>	<b>8</b>	<b>7</b>	<b>1.0</b>	<b>3.0</b>	<b>0</b>	<b>0</b>	<b>0</b>	<b>0</b>	<b>0</b>	<b>0</b>	<b>0</b>



# CHRIS JONES



# 94

Born: 7/12/1990 Exp. (NFL/Patriots): 3/3  
GP/GS (Playoffs): 28/23 (4/2) Acq: CW (TB)-13  
College: Bowling Green Hometown: Brownsburg, Ind.

DEFENSIVE TACKLE SUPER BOWLS: 14

## CAREER TRANSACTIONS

Chris Jones was claimed off waivers and awarded to the New England Patriots from Tampa Bay on Sept. 11, 2013 ... Originally drafted by Houston in the sixth round (198th overall) of the 2013 NFL Draft ... Released by Houston (8/31/13) ... Claimed off waivers and awarded to Tampa Bay from Houston (9/1/13) ... Released by Tampa Bay (9/10/13).

## SEASONAL REVIEWS

### 2015 (0/0)

★ Placed on the reserve/PUP prior to the start of the regular season.

### 2014 (15/12, 2/0)

★ Played in 15 regular-season games with 12 starts and compiled 27 tackles, three sacks and one blocked field goal to help preserve a win vs. N.Y. Jets (10/16).

★ Played in a reserve role in two playoff contests and made two tackles.

★ Was inactive for the season opener at Miami (9/7) and the AFC Championship win vs. Indianapolis (1/18) due to injury.

★ Started at defensive tackle in Week 5 vs. Cincinnati (10/5) and posted three tackles and the first sack of the season allowed by the Bengals for a loss of eight yards.

★ Blocked a 58-yard field goal attempt by Nick Folk on the final play of the game to preserve the 27-25 win vs. N.Y. Jets (10/16). Also started on the defensive line and posted two tackles. Earned AFC Special Teams Player of the Week for his efforts.

★ Started at defensive tackle and posted three tackles and a half-sack in the win at San Diego (12/7).

★ Started at defensive tackle and tallied two tackles and one sack for a five-yard loss at Green Bay (11/30).

★ Recorded two tackles in the AFC Divisional win vs. Baltimore (1/10).

### 2013 (0/0 – Tampa Bay)

★ Went to training camp with Houston after being drafted by the Texans in the sixth round of the 2013 NFL Draft.

★ Was released by Houston on Aug. 31 and claimed off waivers by Tampa Bay.

★ Was inactive for Tampa Bay's season opening game at N.Y. Jets on Sept. 8.

★ Was released by Tampa Bay on Sept. 10.

### 2013 (13/11, 2/2 – New England)

★ Appeared in 13 regular-season games with 11 starts after being claimed by New England off waivers from

Tampa Bay on Sept. 11.

★ Assumed starting role after Tommy Kelly went on injured reserve.

★ Compiled 56 tackles and led all AFC rookies with six sacks.

★ Started both playoff contests and posted seven tackles and his first career postseason sack.

★ Was inactive vs. N.Y. Jets (9/12) and vs. Tampa Bay (9/22).

★ Played in his first NFL game at Atlanta (9/29) and made one tackle.

★ Compiled four tackles, including 1½ sacks for a combined 13 yards at Cincinnati (10/6), the first quarterback takedowns of his career.

★ Registered his first NFL two-sack game at N.Y. Jets (10/20) and posted nine tackles.

★ Posted the first double-digit tackle game of his career with a 10-tackle effort vs. Denver (11/24).

★ Started his first playoff game vs. Indianapolis (1/11) and posted four tackles including his first postseason sack.

## COLLEGE

★ Played in 50 games, making 43 consecutive starts at

## EXTRA POINTS

★ Chris Jones had an early introduction to failure in the NFL. Taken behind 37 other defensive linemen in the 2013 NFL Draft, he was cut by two teams over a span of just 11 days. After selecting him in the sixth round with the 198th overall pick, the Houston Texans cut Jones on Aug. 31. Jones was claimed off waivers by the Tampa Bay Buccaneers on Sept. 1 but lasted only 10 days, as the Buccaneers released him on Sept. 10. Rather than be deterred by these early disappointments, Jones maintained a positive outlook when he was claimed by the Patriots on Sept. 11, and it has paid off in a big way. Thrust into a starting role after key injuries to the defensive line, Jones finished his rookie season with six sacks. Jones' sudden success may come as a surprise to some, but not to Dave Clawson, Jones' college coach at Bowling Green. Jones was part of Clawson's first recruiting class and blossomed into an All-American and two-time captain for the Falcons. "It's hard to talk about Chris without getting a little bit emotional," Clawson told *The Boston Herald*, "because he was that special of a player and person in our program."

Bowling Green.

- ★ Was a three-time All-MAC performer with 157 career tackles, 28 sacks, six forced fumbles and five fumble recoveries.
- ★ Was named a team captain in 2011 and 2012.
- ★ Played in and started all 13 games as a senior in 2012 and finished third in the nation with 12½ sacks.
- ★ Was named the MAC Defensive Player of the Year in 2012.
- ★ Played in 13 games with six starts as a true freshman in 2009.

## PERSONAL

- ★ A 2009 graduate of Brownsburg (Ind.) High School.
- ★ Earned all-state honors as a senior, recording seven sacks.
- ★ Married to Angela.
- ★ Born July 12, 1990, in Brownsburg, Ind.

## HONORS & AWARDS

2014

AFC Special Teams Player of the Week (Wk. 5)

## CHRIS JONES

Pos: DT Ht: 6-1 Wt: 309 Year: 3rd Acq: CW (TB)-13 College: Bowling Green Born: 7/12/90


REGULAR SEASON			TACKLES					INTERCEPTIONS					MISCELLANEOUS					
Year	Team	G/S	TT	UT	A	S	Yds	No	Yds	Avg	Lg	TD	PD	FF	FR	Yds	TD	SpT
2013	Patriots	13/11	56	39	17	6.0	42.0	0	0	0.0	0	0	0	0	0	0	0	0
2014	Patriots	15/12	27	17	10	3.0	17.5	0	0	0.0	0	0	0	0	0	0	0	0
2015	Patriots		Reserve/PUP															
Totals – 3 Years		28/23	83	56	27	9.0	59.5	0	0	0.0	0	0	0	0	0	0	0	0
Additional Statistics: 1 Blocked Field Goal Attempt vs. N.Y. Jets (10/16/14).																		
POSTSEASON			TACKLES					INTERCEPTIONS					MISCELLANEOUS					
Year	Team	G/S	TT	UT	A	S	Yds	No	Yds	Avg	Lg	TD	PD	FF	FR	Yds	TD	SpT
2013	Patriots	2/2	7	5	2	1.0	5.0	0	0	0.0	0	0	0	0	0	0	0	0
2014	Patriots	2/0	2	1	1	0.0	0.0	0	0	0.0	0	0	0	0	0	0	0	0
Totals – 2 Years		4/2	9	6	3	1.0	5.0	0	0	0.0	0	0	0	0	0	0	0	0

## JONES' CAREER GAME-BY-GAME

2013	Opponent	P/S	TT	UT	A	S	Yds	Int	Yds	PD	FF	FR	SpT
09/08 at Buffalo	Claimed off waivers from Tampa Bay 9/11/13												
09/12 N.Y. Jets	Inactive												
09/22 Tampa Bay	Inactive												
09/29 at Atlanta	p	1	1	0	-	-	-	-	-	-	-	-	-
10/06 at Cincinnati	p	4	2	2	1.5	13.0	-	-	-	-	-	-	-
10/13 New Orleans	p	4	3	1	-	-	-	-	-	-	-	-	-
10/20 at N.Y. Jets	S	19	5	4	2.0	12.0	-	-	-	-	-	-	-
10/27 Miami	S	7	5	2	1.5	11.0	-	-	-	-	-	-	-
11/03 Pittsburgh	S	4	3	1	-	-	-	-	-	-	-	-	-
11/18 at Carolina	S	1	1	0	-	-	-	-	-	-	-	-	-
11/24 Denver	S	10	7	3	-	-	-	-	-	-	-	-	-
12/01 at Houston	S	3	2	1	-	-	-	-	-	-	-	-	-
12/08 Cleveland	S	2	2	0	-	-	-	-	-	-	-	-	-
12/15 at Miami	S	2	0	2	-	-	-	-	-	-	-	-	-
12/22 at Baltimore	S	5	4	1	-	-	-	-	-	-	-	-	-
12/29 Buffalo	S	4	4	0	1.0	6.0	-	-	-	-	-	-	-
2013 Totals	13/11	56	39	17	6.0	42.0	0	0	0	0	0	0	0
01/11 Indianapolis	S	4	2	2	1.0	5.0	-	-	-	-	-	-	-
01/19 at Denver	S	3	3	0	-	-	-	-	-	-	-	-	-
2013 Postseason	2/2	7	5	2	1.0	5.0	0	0	0	0	0	0	0

2014	Opponent	P/S	TT	UT	A	S	Yds	Int	Yds	PD	FF	FR	SpT
09/07 at Miami	Inactive												
09/14 at Minnesota	S	1	0	1	-	-	-	-	-	-	-	-	-
09/21 Oakland	p	5	2	3	-	-	-	-	-	-	-	-	-
09/29 at Kansas City	S	2	1	1	0.5	4.0	-	-	-	-	-	-	-
10/05 Cincinnati	S	3	1	2	1.0	8.0	-	-	-	-	-	-	-
10/12 at Buffalo	S	3	2	1	-	-	-	-	-	-	-	-	-
10/16 N.Y. Jets	S	2	2	0	-	-	-	-	-	-	-	-	-
10/26 Chicago	S	1	0	1	-	-	-	-	-	-	-	-	-
11/02 Denver	S	0	0	0	-	-	-	-	-	-	-	-	-
11/16 at Indianapolis	S	0	0	0	-	-	-	-	-	-	-	-	-
11/23 Detroit	S	1	1	0	-	-	-	-	-	-	-	-	-
11/30 at Green Bay	S	2	2	0	1.0	5.0	-	-	-	-	-	-	-
12/07 at San Diego	S	3	2	1	0.5	0.5	-	-	-	-	-	-	-
12/14 Miami	S	1	1	0	-	-	-	-	-	-	-	-	-
12/21 at N.Y. Jets	p	1	1	0	-	-	-	-	-	-	-	-	-
12/28 Buffalo	p	2	2	0	-	-	-	-	-	-	-	-	-
2014 Totals	15/12	27	17	10	3.0	17.5	0	0	0	0	0	0	0
01/10 Baltimore	p	2	1	1	-	-	-	-	-	-	-	-	-
01/18 Indianapolis	Inactive												
02/01 Seattle	p	0	0	0	-	-	-	-	-	-	-	-	-
2014 Postseason	2/0	2	1	1	0.0	0.0	0	0	0	0	0	0	0





# BRANDON KING



# 36

HT: 6-2 WT: 220  
Born: 6/8/1993 Exp. (NFL/Patriots): Rookie  
GP/GS: 13/0 (1/1) Acq: FA-15  
College: Auburn Hometown: Alabaster, Ala.

**D E F E N S I V E   B A C K**

## CAREER TRANSACTIONS

Brandon King was signed from the 53-man roster from the practice squad on Oct. 10, 2015 ... Originally signed by New England as a rookie free agent (5/8/15) ... Released by New England (9/5/15) ... Signed to the Patriots practice squad (9/8/15).

## SEASONAL REVIEWS

### 2015 (13/0, 1/1)

- ★ Made his postseason debut and recorded one special teams tackle in the playoff victory vs. Kansas City (1/16).
- ★ Contributed on special teams at Miami (1/3).
- ★ Contributed on special teams at N.Y. Jets (12/27).
- ★ Contributed on special teams, recording one special teams tackle in the win vs. Tennessee (12/20).
- ★ Contributed on special teams, recording one special teams tackle in the win at Houston (12/13).
- ★ Contributed on special teams, recording one special teams tackle vs. Philadelphia (12/6).
- ★ Contributed on special teams, recording one special teams tackle at Denver (11/29).
- ★ Contributed heavily on special teams, posting two special teams tackles and forcing a Leodis McKelvin fumble on a punt return in the third quarter of the win vs. Buffalo (11/23), that allowed the Patriots to gain possession at the Bills' 30-yard line.
- ★ Contributed on special teams, recording one special teams tackle in the win at N.Y.Giants (11/15).

- ★ Contributed on special teams, recording one special teams tackle in the win vs. Washington (11/8).
- ★ Contributed on special teams, recording one special teams tackle in the win vs. Miami (10/29).
- ★ Contributed on special teams in the win vs. the New York Jets (10/25).
- ★ Continued to contribute on special teams, posting two special teams tackles in the win at Indianapolis (10/18).
- ★ Made his NFL debut contributing on special teams in the win at Dallas (10/11).
- ★ Was signed to the Patriots 53-man roster from the practice squad the day before the Patriots played Dallas.
- ★ Went to training camp with the Patriots and was released prior to the start of the regular season before joining the practice squad.

## COLLEGE

- ★ Played two seasons at Auburn after transferring from Highland Community College.
- ★ Began his tenure at Auburn as a safety in 2013 then converted to defensive end for the second half of his senior season in 2014.

## PERSONAL

- ★ Born June 8, 1993, to Angela and Chris King.
- ★ Majored in public administration at Auburn.

## BRANDON KING

Pos: DB Ht: 6-2 Wt: 220 Year: Rookie Acq: FA-15 College: Auburn Born: 6/8/93

REGULAR SEASON			TACKLES					INTERCEPTIONS					MISCELLANEOUS						
Year	Team	G/S	TT	UT	A	S	Yds	No	Yds	Avg	Lg	TD	PD	FF	FR	Yds	TD	SpT	
2015	Patriots	13/0	0	0	0	0.0	0.0	0	0	0	0	0	0	1	0	0	0	10	
Totals – 1 Year		13/0	0	0	0	0.0	0.0	0	0	0.0	0	0	0	1	0	0	0	10	
POSTSEASON			TACKLES					INTERCEPTIONS					MISCELLANEOUS						
Year	Team	G/S	TT	UT	A	S	Yds	No	Yds	Avg	Lg	TD	PD	FF	FR	Yds	TD	SpT	
2015	Patriots	1/0	0	0	0	0.0	0.0	0	0	0	0	0	0	0	0	0	0	1	
Totals – 1 Year		1/0	0	0	0	0.0	0.0	0	0	0.0	0	0	0	0	0	0	0	1	



# ISHMAA'ILY KITCHEN



# 70

HT: 6-1 WT: 330

Born: 8/24/1988 Exp. (NFL/Patriots): 4/1

GP/GS (Playoffs): 41/3 (0/0) Acq: FA-15

College: Kent State Hometown: Youngstown, Ohio

DEFENSIVE LINE

**PRONOUNCED** ish-MAY-lee

## CAREER TRANSACTIONS

Ishmaa'ily Kitchen was signed by the New England Patriots as a free agent on December 30, 2015 ... Originally signed by Baltimore as a rookie free agent (5/11/12) ... Released by Baltimore (8/31/12) ... Claimed off waivers and awarded to Cleveland (9/1/12) ... Released by Cleveland (9/1/15) ... Signed by Detroit as a free agent (10/8/15) ... Released by Detroit (10/23/15) ... Signed by New England (9/16/15) ... Released by New England (12/22/15).

## SEASONAL REVIEWS

### 2015 (2/0 – Patriots/Detroit)

- ★ Was inactive in the playoff victory vs. Kansas City (1/16).
- ★ Made his Patriots debut on special teams at Miami (1/3).
- ★ Began the year with Cleveland and was released prior to the start of the regular season.
- ★ Signed with Detroit and appeared in one game vs. Chicago (10/18) but did not accrue any statistics.
- ★ Was inactive for one game.

### 2014 (12/0 – Cleveland)

- ★ Played in 12 games, including the first three starts of his career and totaled a career-high 43 tackles.
- ★ Was a healthy scratch for three games and missed the final game of the season after being placed on injured reserve on Dec. 24.
- ★ Recorded a career-high eight tackles in his first career start at Buffalo (11/30).

### 2013 (13/0 – Cleveland)

- ★ Played in 13 games as a reserve and amassed 29 tackles.
- ★ Was inactive vs. Baltimore (11/3), at Cincinnati (11/17) and vs. Jacksonville (12/1).
- ★ Registered a season-high five tackles at Baltimore (9/15).

### 2012 (15/0 – Cleveland)

- ★ Began the year with Baltimore and was released prior to the start of the regular season.
- ★ Claimed by Cleveland and played in 15 games and totaled 18 tackles.
- ★ Recorded one tackle in his NFL debut vs. Philadelphia (9/9).

## COLLEGE

- ★ Was a four-year letterman at Kent State University, appearing in 45 games and recorded 65 tackles, 3½ sacks and one fumble recovery.

## PERSONAL


- ★ Native of Youngstown, Ohio and attended Cardinal Mooney High School where he helped the Cardinals to a 48-4 record.
- ★ Was named All-Ohio twice while he captured the state title as a sophomore and senior.
- ★ Majored in general studies at Kent State.

PLAYERS

## ISHMAA'ILY KITCHEN

Pos: DL Ht: 6-1 Wt: 330 Year: 4th Acq: FA-15 College: Kent State Born: 8/24/88

REGULAR SEASON		TACKLES						INTERCEPTIONS					MISCELLANEOUS					
Year	Team	G/S	TT	UT	A	S	Yds	No	Yds	Avg	Lg	TD	PD	FF	FR	Yds	TD	SpT
2012	Browns	15/0	18	8	10	0.0	0.0	0	0	0.0	0	0	0	0	0	0	0	0
2013	Browns	13/0	29	9	20	0.0	0.0	0	0	0.0	0	0	0	0	0	0	0	0
2014	Browns	12/3	43	13	30	0.0	0.0	0	0	0.0	0	0	0	0	0	0	0	0
2015	NE/DET	2/0	0	0	0	0.0	0.0	0	0	0.0	0	0	0	0	0	0	0	0
Totals – 4 Years		43/3	90	30	60	0.0	0.0	0	0	0.0	0	0	0	0	0	0	0	0



# JOSH KLINE



# 67

**HT: 6-3 WT: 295**
**Born: 12/29/1989 Exp. (NFL/Patriots): 3/3**
**GP/GS (Playoffs): 33/18 (3/2) Acq: FA-13**
**College: Kent State Hometown: Mason, Ohio**
**SUPER BOWLS:**
**O F F E N S I V E L I N E**
**14**

## CAREER TRANSACTIONS

Josh Kline was signed by the New England Patriots to the 53-man roster from the practice squad on Nov. 2, 2013 ... Originally signed by New England as a rookie free agent (5/3/13) ... Released by New England (9/2/13) ... Signed by New England to the practice squad (9/4/13) ... Signed by New England to the 53-man roster from the practice squad (9/7/13) ... Released by New England (9/11/13) ... Signed by New England to the practice squad (9/13/13).

## SEASONAL REVIEWS

### 2015 (14/13, 1/1)

- ★ Started at left guard in the playoff victory vs. Kansas City (1/16).
- ★ Started at left guard at Miami (1/3).
- ★ Was inactive due to injury at N.Y. Jets (12/27).
- ★ Rotated in at right and left guard in the win vs. Tennessee (12/20).
- ★ Was inactive in the win at Houston (12/13).
- ★ Started at right guard and saw action at left guard vs. Philadelphia (12/6).
- ★ Started at right guard and saw action at left guard in the win vs. Buffalo (11/23).
- ★ Started at right guard in the win at N.Y. Giants (11/15).
- ★ Started at right guard and rotated between both guard positions in the win vs. Washington (11/8). Despite injuries and changes to the rotation, the Patriots rushed for 161 yards rushing and allowed no sacks in the game.
- ★ Started at left guard, playing every offensive snap in the win vs. Miami (10/29).
- ★ Started at left guard, playing every offensive snap in the win vs. the New York Jets (10/25).
- ★ Started at right guard and rotated in at left guard in the win at Indianapolis (10/18).
- ★ Made his second start at right guard and played some left guard in the win at Dallas (10/11).
- ★ Continued to show his versatility, starting at left guard and rotating in to play some right guard in the win vis Jacksonville (9/27).
- ★ Started at right guard in the win at Buffalo (9/20) after starting at left guard vs. Pittsburgh in the season-opener. It was his third career start at right guard. Also rotated in at left guard.
- ★ Started at left guard vs. Pittsburgh (9/10).

### 2014 (12/4, 2/1)

- ★ Played in 12 regular-season games with four starts - two at right guard and two at left guard.

- ★ Played in two playoff games and made his first career playoff start at right guard in the AFC Championship win vs. Indianapolis (1/18) when Ryan Wendell replaced an injured Bryan Stork at center.
- ★ Was inactive at Miami (9/7), vs. Oakland (9/21), at Kansas City (9/29) and vs. Cincinnati (10/5).
- ★ Made his season debut as part of the field goal unit and replaced Marcus Cannon at left guard on the final drive in the win at Minnesota (9/14).
- ★ Started his first game of the season at right guard in the win at Buffalo (10/12) when Ryan Wendell replaced an injured Bryan Stork at center.
- ★ Subbed in at left guard for injured starter Dan Connolly in the fourth quarter of the win vs. Miami (12/14).
- ★ Made his third and fourth starts of the season at left guard in place of injured starter Dan Connolly in the win at N.Y. Jets (12/21) and vs. Buffalo. (12/28).
- ★ Dressed but did not play in the Super Bowl XLIX win vs. Seattle (2/1).

### 2013 (7/1, 0/0)

- ★ Played in seven regular-season games with one start.
- ★ Spent majority of the season on the practice squad with two separate stints on the 53-man roster.
- ★ Was active but did not play in the postseason.
- ★ Appeared in his first NFL game vs. Pittsburgh (11/3), coming in at left guard for the final play kneel down.
- ★ Came on to play left guard after Nate Solder left with a head injury at Miami (12/15) and Logan Mankins slid over to left tackle.
- ★ Made the first start of his career at left guard at Baltimore (12/22), in place of Logan Mankins starting at left tackle for an injured Nate Solder.

## COLLEGE

- ★ Appeared at right guard, right tackle and on special teams in four seasons after redshirting as a freshman.
- ★ Named to Phil Steele's All-MAC team and earned second-team All-MAC honors as a senior.

## PERSONAL

- ★ Son of Rick and Julie Kline.
- ★ Two-time second-team all-conference pick at Mason High School (Mason, Ohio).
- ★ Was a standout wrestler, winning the state title as a senior and finishing with a 45-1 record that year.
- ★ Majored in history at Kent State.



# BRANDON LAFELL



# 19

**HT: 6-3 WT: 210**
**Born: 11/4/1986 Exp. (NFL/Patriots): 6/2**
**GP/GS: 87/56 (5/5) Acq: UFA (CAR)-14**
**College: Louisiana State Hometown: Houston, Texas**
**SUPER BOWLS:**
**W I D E R E C E I V E R**
**14**

## CAREER TRANSACTIONS

Brandon LaFell was signed by the New England Patriots as an unrestricted free agent from Carolina on March 17, 2014 ... Originally drafted by Carolina in the third round (78th overall) in the 2010 NFL Draft.

## CAREER HIGHLIGHTS

- ★ Holds Panthers team record for longest offensive play with a 91-yard touchdown reception from Cam Newton vs. Tampa Bay (12/24/11).
- ★ Ranked fourth in receptions (38) and sixth in yards receiving (468) among NFL rookies in 2010.

## SEASONAL REVIEWS

### 2015 (11/7, 1/1)

- ★ Started at wide receiver and caught three passes for six yards in the playoff victory vs. Kansas City (1/16).
- ★ Had two receptions for seven yards at Miami (1/3).
- ★ Caught one pass for 19 yards and tackled Darelle Revis when he intercepted Tom Brady on the first drive of the third quarter at N.Y. Jets (12/27).
- ★ Led the team with 88 receiving yards on four receptions in the win vs. Tennessee (12/20).
- ★ Caught five passes for 32 yards in the win at Houston (12/13).
- ★ Caught four passes for 27 yards vs. Philadelphia (12/6).
- ★ Caught four passes for 36 yards at Denver (11/29).
- ★ Caught four passes for 66 yards in the win vs. Buffalo (11/23).
- ★ Caught two passes for 66 yards, including a 54-yard reception that marks his longest of the season in the win at N.Y. Giants (11/15).
- ★ Caught five passes for a team-leading 102 yards in the win vs. Washington (11/8), marking his third 100-yard performance as a Patriot and the fifth of his NFL career.
- ★ Caught four passes for 47 yards in the win vs. Miami (10/29).
- ★ Was activated to the 53-man roster the day before the game vs. the New York Jets (10/25) and saw his first action of the season, starting at wide receiver. Caught two passes for 25 yards
- ★ Placed on Reserve/PUP prior to the start of the season.

### 2014 (16/13, 3/3)

- ★ Played in all 16 regular-season games with 13 starts.
- ★ Posted career highs with 74 receptions for 953 yards and seven touchdowns. Also rushed twice for 13 yards.
- ★ Started all three playoff games and caught 13 passes for 119 yards and two touchdowns.
- ★ Eclipsed 100-yards receiving twice:

## EXTRA POINTS

- ★ Nicknamed "JoJo" by friends and family growing up, originating from his middle name, Josiah.

- Week 4 at Kansas City (11/9)
- Week 8 vs. Chicago (12/4)
- ★ Caught multiple touchdowns twice:
  - Week 6 at Buffalo
  - Week 13 at Green Bay
- ★ Recorded his first 100-yard game as a Patriot and the third of his career at Kansas City (9/29), finishing with a then career-high 119 yards on six catches. Also scored his first touchdown with the Patriots on a 44-yard touchdown pass from Tom Brady in the third quarter.
- ★ Started and led the team with 97 receiving yards and two touchdowns on four receptions, including a season-long 56-yard touchdown catch in the win at Buffalo (10/12).
- ★ Established career highs in receptions (11) and yards (124) and caught one touchdown in the win vs. Chicago (10/26). It was his fourth career 100-yard game and his second of the season.
- ★ Tallied six catches for 53 yards and one touchdown in the win vs. Denver (11/2).
- ★ Started and led the team with 98 yards receiving on nine catches in the win vs. Detroit (11/23).
- ★ Set career-high season marks in receptions, yards and touchdowns after catching five passes for 38 yards and two touchdowns at Green Bay (11/30). It was his second two-touchdown game of the season.
- ★ Caught five passes for 62 yards, including a 23-yard game-winning touchdown reception in the fourth quarter of the AFC Divisional win vs. Baltimore (1/10). Also delivered a key block by the goal line that helped lead to a Danny Amendola touchdown.
- ★ Started and recorded four receptions for 29 yards and one touchdown in the Super Bowl XLIX win vs. Seattle (2/1). Scored the game's first points on an 11-yard touchdown pass from Tom Brady in the second quarter.

### 2013 (16/16, 1/1)

- ★ Started all 16 regular-season games and established career highs in receptions (49) and touchdowns (5) and compiled 627 receiving yards. Also rushed twice for 15 yards.
- ★ Played in and started his first career postseason game in the Divisional Playoff vs. San Francisco (1/12) and caught four passes for 34 yards.
- ★ Posted three receptions for 53 yards and two touchdowns at N.Y. Giants (9/22), the first multi-TD game of his career.

## LAFELL'S SINGLE GAME CAREER HIGHS

### Single-Game Highs:

<b>Receptions</b>	11 vs. Chicago (10/26/14)
<b>Yards</b>	124 vs. Chicago (10/26/14)
<b>Longest Reception</b>	91t vs. Tampa Bay (12/24/11)
<b>Receiving TDs</b>	2 at Green Bay (11/30/14)
	2 at Buffalo (10/12/14)
	2 vs. N.Y. Giants (9/22/13)

- ★ Caught four passes for a career-high 107 yards and a touchdown at Minnesota (10/13).
- ★ Compiled a career-high seven receptions for 59 yards and a touchdown vs. New England (11/18).

### 2012 (14/12)

- ★ Played in 14 games with 12 starts and posted 44 receptions for a career-high 677 yards and four touchdowns. Also rushed for 35 yards on three attempts.
- ★ Was inactive due to a concussion at Washington (11/4) and with a toe injury vs. Atlanta (12/9).
- ★ Had 13 receptions of 20 yards or more.
- ★ Tied a then career-high with a team-leading six receptions for 90 yards vs. New Orleans (9/16).

### 2011 (16/6)

- ★ Played all 16 games with six starts and totaled 36 receptions for 613 yards and three touchdowns.
- ★ Posted three receptions for 103 yards vs. Tampa Bay (12/24), marking the first 100-yard receiving game of his career and established a team record for longest offensive play when he caught a 91-yard touchdown pass from Cam Newton.

### 2010 (14/2)

- ★ Played 14 games with two starts and caught 38 passes for 468 yards and one touchdown. Also had one rushing attempt for a career-long 60 yards. Ranked fourth in receptions and sixth in receiving yards among NFL rookies

## IN THE RECORD BOOKS

With a 91-yard touchdown reception vs. Tampa Bay (12/24/11), Brandon LaFell established the Panthers team record for the longest offensive play. The 91-yard throw and catch from quarterback Cam Newton bettered the previous Carolina record - an 89-yard touchdown reception by Willie Green from Kerry Collins vs. Atlanta (12/17/95).

- ★ Was inactive due to a hamstring injury vs. Tampa Bay (9/19) and a concussion vs. Baltimore (11/21).
- ★ Became the ninth rookie to start opening day for the Panthers since 2002 at N.Y. Giants (9/12). Posted his first career reception for 8 yards in the second quarter.
- ★ Posted four receptions for 40 yards and his first career touchdown at St. Louis (10/31).
- ★ Posted the longest rush of his career on a 60-yard scamper as part of a drive that led to a field goal at Atlanta (1/2).

## COLLEGE

- ★ Posted 175 receptions for 2,517 yards and 25 touchdowns at LSU. Ranks second in school history in receiving touchdowns, third in receptions and fifth in receiving yards.
- ★ Led LSU in receiving yards for three years from 2007-09.
- ★ Was a first-team All-SEC selection in 2008 and a second-team pick in 2009.
- ★ Ended his career by catching at least one pass in 41 straight games that dated back to the Sugar Bowl win over Notre Dame to end the 2006 season.
- ★ Redshirted as a freshman in 2005.

## PERSONAL

- ★ Born Nov. 4, 1986.
- ★ Attended Lamar High School in Houston, Texas.
- ★ Majored in general studies at Louisiana State.
- ★ Brandon and his wife, Kristen, have a son, Brandon Jr., and a daughter, Jordin.

## BRANDON LAFELL

Pos: WR Ht: 6-3 Wt: 210 Year: 6th Acq: UFA (CAR)-14 College: Louisiana State Born: 11/4/86

REGULAR SEASON		RECEIVING						RUSHING					
Year	Team	G/S	Rec	Yds	Avg	Lg	TD	NO	Yds	Avg	Lg	TD	
2010	Panthers	14/2	38	468	12.3	44	1	1	60	60.0	60	0	
2011	Panthers	16/6	36	613	17.0	91t	3	0	0	0.0	0	0	
2012	Panthers	14/12	44	677	15.4	62	4	3	35	11.7	25	0	
2013	Panthers	16/16	49	627	12.8	79t	5	2	15	7.5	9	0	
2014	Patriots	16/13	74	953	12.9	56t	7	2	13	6.5	9	0	
2015	Patriots	11/7	37	515	13.9	54	0	1	0	0.0	0	0	
<b>Totals - 6 Years</b>		<b>87/56</b>	<b>278</b>	<b>3,853</b>	<b>13.9</b>	<b>91t</b>	<b>20</b>	<b>9</b>	<b>123</b>	<b>13.7</b>	<b>60</b>	<b>0</b>	

**Additional Statistics:** 1 Pass Attempt at Atlanta (1/2/11). 1 Special Teams Tackle at Minnesota. (9/14/14). 1 Punt Return for 0 Yards at San Francisco (11/13/13). 1 Kick Return for 0 Yards vs. Miami (12/14/14). 1 Defensive Tackle at NY Jets (12/27/15).

POSTSEASON		RECEIVING						RUSHING					
Year	Team	G/S	Rec	Yds	Avg	Lg	TD	NO	Yds	Avg	Lg	TD	
2013	Panthers	1/1	4	34	8.5	13	0	1	6	6.0	6	0	
2014	Patriots	3/3	13	119	9.2	23	2	0	0	0.0	0	0	
2015	Patriots	1/1	3	6	2.0	9	0	0	0	0.0	0	0	
<b>Totals - 3 Years</b>		<b>5/5</b>	<b>20</b>	<b>159</b>	<b>8.0</b>	<b>23</b>	<b>2</b>	<b>1</b>	<b>6</b>	<b>6.0</b>	<b>6</b>	<b>0</b>	



# LAFELL'S CAREER GAME-BY-GAME

Receiving										Rushing									
2010	Opponent	P/S	No	Yds	Avg	Lg	TD	No	Yds	Avg	Lg	TD	No	Yds	Avg	Lg	TD	No	Yds
9/12	at N.Y. Giants	S	2	22	11.0	14	0	-	-	-	-	-	-	-	-	-	-	-	-
9/19	Tampa Bay	Inactive																	
09/26	Cincinnati	p	1	44	44.0	44	0	-	-	-	-	-	-	-	-	-	-	-	-
10/03	at New Orleans	p	1	1	1.0	1	0	-	-	-	-	-	-	-	-	-	-	-	-
10/10	Chicago	S	1	16	16.0	16	0	-	-	-	-	-	-	-	-	-	-	-	-
10/24	San Francisco	p	6	91	15.2	35	0	-	-	-	-	-	-	-	-	-	-	-	-
10/31	at St. Louis	p	4	40	10.0	17	1	-	-	-	-	-	-	-	-	-	-	-	-
11/07	New Orleans	p	2	14	7.0	11	0	-	-	-	-	-	-	-	-	-	-	-	-
11/14	at Tampa Bay	p	3	36	12.0	15	0	-	-	-	-	-	-	-	-	-	-	-	-
11/21	Baltimore	Inactive																	
11/28	at Cleveland	p	2	37	18.5	28	0	-	-	-	-	-	-	-	-	-	-	-	-
12/05	at Seattle	p	3	33	11.0	14	0	-	-	-	-	-	-	-	-	-	-	-	-
12/12	Atlanta	p	6	38	6.3	17	0	-	-	-	-	-	-	-	-	-	-	-	-
12/19	Arizona	p	3	33	11.0	17	0	-	-	-	-	-	-	-	-	-	-	-	-
12/23	at Pittsburgh	p	-	-	-	-	-	-	-	-	-	-	-	-	-	-	-	-	-
01/02	at Atlanta	p	4	63	15.8	28	0	1	60	60.0	60	0	1	60	60.0	60	0	1	60
2010 Totals			14/2	38	468	12.3	44	1	1	60	60.0	60	0	1	60	60.0	60	0	1

Receiving										Rushing									
2011	Opponent	P/S	No	Yds	Avg	Lg	TD	No	Yds	Avg	Lg	TD	No	Yds	Avg	Lg	TD	No	Yds
09/11	at Arizona	p	4	70	17.5	27	0	-	-	-	-	-	-	-	-	-	-	-	-
09/18	Green Bay	p	4	49	12.3	32	1	-	-	-	-	-	-	-	-	-	-	-	-
09/25	Jacksonville	p	-	-	-	-	-	-	-	-	-	-	-	-	-	-	-	-	-
10/02	at Chicago	p	4	42	10.5	21	0	-	-	-	-	-	-	-	-	-	-	-	-
10/09	New Orleans	p	1	20	20.0	20	0	-	-	-	-	-	-	-	-	-	-	-	-
10/16	at Atlanta	p	1	12	12.0	12	0	-	-	-	-	-	-	-	-	-	-	-	-
10/23	Washington	p	2	39	19.5	37	1	-	-	-	-	-	-	-	-	-	-	-	-
10/30	Minnesota	p	1	44	44.0	44	0	-	-	-	-	-	-	-	-	-	-	-	-
11/13	Tennessee	p	1	18	18.0	18	0	-	-	-	-	-	-	-	-	-	-	-	-
11/20	at Detroit	p	3	51	17.0	22	0	-	-	-	-	-	-	-	-	-	-	-	-
11/27	at Indianapolis	S	5	46	9.2	23	0	-	-	-	-	-	-	-	-	-	-	-	-
12/04	at Tampa Bay	S	3	64	21.3	31	0	-	-	-	-	-	-	-	-	-	-	-	-
12/11	Atlanta	S	2	28	14.0	17	0	-	-	-	-	-	-	-	-	-	-	-	-
12/18	at Houston	S	-	-	-	-	-	-	-	-	-	-	-	-	-	-	-	-	-
12/24	Tampa Bay	S	3	103	34.3	91t	1	-	-	-	-	-	-	-	-	-	-	-	-
01/01	at New Orleans	S	2	27	13.5	14	0	-	-	-	-	-	-	-	-	-	-	-	-
2011 Totals			16/6	36	613	17.0	91t	3	0	0	0.0	0	0	0	0.0	0	0	0	0

Receiving										Rushing									
2012	Opponent	P/S	No	Yds	Avg	Lg	TD	No	Yds	Avg	Lg	TD	No	Yds	Avg	Lg	TD	No	Yds
09/09	at Tampa Bay	S	3	65	21.7	24	1	-	-	-	-	-	-	-	-	-	-	-	-
09/16	New Orleans	S	6	90	15.0	27	0	1	25	25.0	25	0	-	-	-	-	-	-	-
09/20	N.Y. Giants	p	1	27	27.0	27	0	-	-	-	-	-	-	-	-	-	-	-	-
09/30	at Atlanta	S	-	-	-	-	-	-	-	-	-	-	-	-	-	-	-	-	-
10/07	Seattle	S	3	44	14.7	21	0	-	-	-	-	-	-	-	-	-	-	-	-
10/21	Dallas	S	4	53	13.3	32	1	-	-	-	-	-	-	-	-	-	-	-	-
10/28	at Chicago	S	3	88	29.3	62	0	-	-	-	-	-	-	-	-	-	-	-	-
11/04	at Washington	Inactive						-	-	-	-	-	-	-	-	-	-	-	-
11/11	Denver	S	4	29	7.3	21	0	-	-	-	-	-	-	-	-	-	-	-	-
11/18	Tampa Bay	S	5	93	18.6	29t	1	-	-	-	-	-	-	-	-	-	-	-	-

11/26	at Philadelphia	S	3	74	24.7	43t	1	1	6	6.0	6	0	1	6	6.0	6	0	1	6
12/02	at Kansas City	S	2	14	7.0	10	0	-	-	-	-	-	-	-	-	-	-	-	-
12/09	Atlanta	Inactive						-	-	-	-	-	-	-	-	-	-	-	-
12/16	at San Diego	p	-	-	-	-	-	-	-	-	-	-	-	-	-	-	-	-	-
12/23	Oakland	S	5	38	7.6	14	0	-	-	-	-	-	-	-	-	-	-	-	-
12/30	at New Orleans	S	5	62	12.4	19	0	1	4	4.0	4	0	1	4	4.0	4	0	1	4
2012 Totals			14/12	44	677	15.4	62	4	3	35	11.7	25	0	3	35	11.7	25	0	3

Receiving										Rushing									
2013	Opponent	P/S	No	Yds	Avg	Lg	TD	No	Yds	Avg	Lg	TD	No	Yds	Avg	Lg	TD	No	Yds
09/08	Seattle	S	-	-	-	-	-	-	-	-	-	-	-	-	-	-	-	-	-
09/15	at Buffalo	S	4	13	3.3	12	0	-	-	-	-	-	-	-	-	-	-	-	-
09/22	N.Y. Giants	S	3	53	17.7	20t	2	-	-	-	-	-	-	-	-	-	-	-	-
10/06	at Arizona	S	4	47	11.8	16	0	-	-	-	-	-	-	-	-	-	-	-	-
10/13	at Minnesota	S	4	107	26.8	79t	1	1	9	9.0	9	0	1	9	9.0	9	0	1	9
10/20	St. Louis	S	3	35	11.7	18	0	-	-	-	-	-	-	-	-	-	-	-	-
10/24	at Tampa Bay	S	3	23	7.7	13	0	-	-	-	-	-	-	-	-	-	-	-	-
11/03	Atlanta	S	6	74	12.3	30	0	-	-	-	-	-	-	-	-	-	-	-	-
11/10	at San Francisco	S	4	48	12.0	17	0	-	-	-	-	-	-	-	-	-	-	-	-
11/18	New England	S	7	59	8.4	17	1	-	-	-	-	-	-	-	-	-	-	-	-
11/24	at Miami	S	2	36	18.0	29	0	-	-	-	-	-	-	-	-	-	-	-	-
12/01	Tampa Bay	S	3	36	12.0	16t	1	-	-	-	-	-	-	-	-	-	-	-	-
12/08	at New Orleans	S	2	22	11.0	11	0	-	-	-	-	-	-	-	-	-	-	-	-
12/15	N.Y. Jets	S	3	61	20.3	36	0	1	6	6.0	6	0	1	6	6.0	6	0	1	6
12/22	New Orleans	S	1	13	13.0	13	0	-	-	-	-	-	-	-	-	-	-	-	-
12/29	at Atlanta	S	-	-	-	-	-	-	-	-	-	-	-	-	-	-	-	-	-
2013 Totals			16/16	49	627	12.8	79t	5	2	15	7.5	9	0	2	15	7.5	9	0	2
01/12	San Francisco	S	4	34	8.5	13	0	1	6	6.0	6	0	1	6	6.0	6	0	1	6
2013 Postseason			1/1	4	34	8.5	13	0	1	6	6.0	6	0	1	6	6.0	6	0	1

Receiving										Rushing									
2014	Opponent	P/S	No	Yds	Avg	Lg	TD	No	Yds	Avg	Lg	TD	No	Yds	Avg	Lg	TD		
09/07	Miami	p	-	-	-	-	-	-	-	-	-	-	-	-	-	-	-		
09/14	Minnesota	p	-	-	-	-	-	-	-	-	-	-	-	-	-	-	-		
09/21	Oakland	S	4	46	11.5	15	0	-	-	-	-	-	-	-	-	-	-		
09/29	Kansas City	S	6	119	19.8	44t	1	-	-	-	-	-	-	-	-	-	-		
10/05	Cincinnati	S	1	20	20.0	20	0	-	-	-	-	-	-	-	-	-	-		
10/12	Buffalo	S	4	97	24.3	56t	2	-	-	-	-	-	-	-	-	-	-		
10/16	N.Y. Jets	S	4	55	13.8	24	0	-	-	-	-	-	-	-	-	-	-		
10/26	Chicago	S	11	124	11.3	19	1	-	-	-	-	-	-	-	-	-	-		
11/02	Denver	S	6	53	8.8	18	1	-	-	-	-	-	-	-	-	-	-		
11/16	Indianapolis	p	3	62	20.7	26	0	-	-	-	-	-	-	-	-	-	-		
11/23	Detroit	S	9	98	10.9	16	0	-	-	-	-	-	-	-	-	-	-		
11/30	Green Bay	S	5	38	7.6	17	2	-	-	-	-	-	-	-	-	-	-		
12/07	San Diego	S	4	41	10.3	19	0	-	-	-	-	-	-	-	-	-	-		
12/14	Miami	S	6	66	11.0	19	0	-	-	-	-	-	-	-	-	-	-		
12/21	N.Y. Jets	S	7	64	9.1	14	0	-	-	-	-	-	-	-	-	-	-		
12/28	Buffalo	S	4	70	17.5	27	0	2	13	6.5	9	0	0	0	0	0	0		
2014 Totals		16/13	74	953	12.9	56t	7	2	13	6.5	9	0	0	0	0	0	0		
01/10	Baltimore	S	5	62	12.4	23t	1	-	-	-	-	-	-	-	-	-	-		
01/18	Indianapolis	S	4	28	7.0	9	0	-	-	-	-	-	-	-	-	-	-		
02/01	Seattle	S	4	29	7.3	11t	1	-	-	-	-	-	-	-	-	-	-		
2014 Postseason		3/3	13	119	9.2	23t	2	0	0	0.0	0	0	0	0	0	0	0		



DION  
LEWIS



33

HT: 5-8 WT: 195  
Born: 9/27/1990 Exp. (NFL/Patriots): 4/1  
GP/GS (Playoffs): 31/6 (0/0) Acq: FA-15  
College: Pittsburgh Hometown: Blairstown, N.J.

R U N N I N G B A C K

## CAREER TRANSACTIONS

Dion Lewis was signed by the New England Patriots as a free agent on Feb. 6, 2015 ... Originally drafted by Philadelphia in the fifth round (149th overall) of the 2011 NFL Draft ... Acquired by Cleveland from Philadelphia in a trade in exchange for LB Emmanuel Acho (4/11/13) ... Released by Cleveland (8/30/14) ... Signed by Indianapolis (9/10/14) ... Released by Indianapolis (9/16/14).

## SEASONAL REVIEWS

### 2015 (7/6)

Started at running back and recorded four rushes for 14 yards and four catches for 39 yards before suffering a knee injury in the third quarter of the win vs. Washington (11/8). Lewis has been placed on Injured Reserve on Nov. 19.

Returned to action after missing last week due to an injury. Rushed five times for 19 yards and caught six passes for 93 yards, including a 16-yard touchdown reception in the win vs. Miami (10/29).

Was inactive due to injury in the win vs. the New York Jets (10/25).

Started at running back rushing four times for 21 yards (5.3 avg.) and caught three passes for 18 yards in the win at Indianapolis (10/18).

Made his fourth start at running back in the win at Dallas (10/11). Rushed six times for 34 and caught a team-high eight passes for 59 yards, including his first career touchdown reception. Lewis caught the pass in the flats and rushed 10 yards, ducking to tackles to find the endzone on the play.

Started at running back for the third week in a row, rushing eight times for 37 yards (avg. 4.6) and an eight-yard touchdown. Also caught five passes for 30 yards vs. Jacksonville (9/27). The win marks the first time in his career that Lewis has scores a touchdown in consecutive games.

Rushed seven times for 50 yards (5.7 avg.) and his first Patriots touchdown in the win at Buffalo (9/20). Also caught six passes for a career high 98 yards on nine targets.

Made his first career start in season opener vs. Pittsburgh (9/10), where he recorded 120 yards from scrimmage on 20 touches and set career highs with 69 rushing yards on 15 carries and 51 receiving yards on 4 catches.

### 2014 (0/0 – Indianapolis, Cleveland)

Went to training camp with Cleveland but was released prior to the start of the regular season.

Signed by Indianapolis in September and spent one

week on the active roster before being released.

Was inactive for the Colts Monday Night Football game vs. Philadelphia (9/15).

### 2013 (0/0 – Cleveland)

Acquired by Cleveland from Philadelphia in a trade in exchange for LB Emmanuel Acho (4/11).

Suffered a leg injury in preseason and was placed on season-ending injured reserve (8/26).

### 2012 (9/0 – Philadelphia)

Played in nine games as a reserve running back, carrying 13 times for 69 yards and one touchdown, while also catching two passes for 24 yards.

Set a career high by hauling in a 28-yard reception in the win at Tampa Bay (9/9). Also returned his only kickoff of the season 33 yards, tying a career high.

### 2011 (15/0 – Philadelphia)

Played in 15 games as a rookie in 2011, rushing 23 times for 102 yards and one touchdown and catching one pass for a loss of three yards.

Served as the primary kickoff returner, taking back 31 kickoffs for 669 yards (21.6 avg.), with a long of 33.

Set career highs with 12 carries for 58 yards and his first career touchdown in the season finale vs. Washington (1/1/12).

Made his NFL debut in the win at St. Louis (9/11), rushing twice for 10 yards, catching his first career pass for a loss of three yards and returning two kickoffs for 36 yards.

## COLLEGE

Spent two seasons at Pittsburgh (2009-10), where he finished fourth on the school's all-time rushing list with 2,860 yards.

Became the first player since Michael Vick (Virginia Tech, 1999) to earn Big East Offensive Player of the Year and Rookie of the Year honors in the same season after rushing 325 times for 1,799 yards (5.5 avg.) and 18 total touchdowns as a freshman in 2009.

Broke Tony Dorsett's freshman rushing record (1,686 yards in 1973) and tied his freshman record with 10 100-yard rushing games.

Also earned unanimous first-team All-Big East, Freshman All-American and second-team All-American honors.

Led the team with 1,061 rushing yards and 13 touchdowns as a sophomore in 2010.

## PERSONAL

Born Sept. 27, 1990, to parents, Leroy and Linda

- ★ Was named the New Jersey Prep Offensive Player of the Year in 2008 after rushing 88 times for 1,243 yards and 23 touchdowns as a senior at Blair Academy (N.J.).
- ★ Added two punt return touchdowns and one receiving touchdown.
- ★ Helped lead Blair Academy to a 17-1 record in his final two seasons, including two Mid-Atlantic Prep League

- ★ Had 79 carries for 979 yards and 14 touchdowns as a junior in 2007.
- ★ Attended Albany High School and Albany Academy in Albany, N.Y. before transferring to Blair Academy in Blairstown, N.J.
- ★ Majored in communications at Pittsburgh.

## Pos: RB Ht: 5-8 Wt: 195 Year: 4th Acq: FA-15 College: Pittsburgh Born: 9/27/90

REGULAR SEASON		RUSHING						RECEIVING					KICK RETURNS					PUNT RETURNS					
Year	Team	G/S	No	Yds	Avg	Lg	TD	No	Yds	Avg	Lg	TD	No	Yds	Avg	Lg	TD	No	FC	Yds	Avg	Lg	TD
2011	Eagles	15/0	23	102	4.4	20	1	1	-3	-3.0	-3	0	31	669	21.6	33	0	0	0	0	0.0	0	0
2012	Eagles	9/0	13	69	5.3	17	1	2	24	12.0	28	0	1	33	33.0	33	0	0	0	0	0.0	0	0
2013	Browns		Injured Reserve																				
2015	Patriots	7/6	49	234	4.8	13	2	36	388	10.8	40	2	0	0	0	0	1	0	0	0	0.0	0	0
Totals - 4 Years		31/6	85	405	4.8	20	4	39	409	10.5	40	2	32	702	21.9	33	1	0	0	0	0.0	0	0

Rushing								Receiving					
2011	Opponent	P/S	No Yds	Avg	Lg	TD		No Yds	Avg	Lg	TD		
09/11	at St. Louis	p	2	10	5.0	6	0	1	-3	-3.0	-3	0	
09/18	at Atlanta	p	-	-	-	-	-	-	-	-	-	-	
09/25	N.Y. Giants	p	1	3	3.0	3	0	-	-	-	-	-	
10/02	San Francisco	p	-	-	-	-	-	-	-	-	-	-	
10/09	at Buffalo	p	2	8	4.0	6	0	-	-	-	-	-	
10/16	at Washington	p	2	10	5.0	7	0	-	-	-	-	-	
11/07	Chicago	p	-	-	-	-	-	-	-	-	-	-	
10/30	Dallas	Inactive	-	-	-	-	-	-	-	-	-	-	
11/13	Arizona	p	1	2	2.0	2	0	-	-	-	-	-	
11/20	at N.Y. Giants	p	1	1	1.0	1	0	-	-	-	-	-	
11/27	New England	p	-	-	-	-	-	-	-	-	-	-	
12/01	at Seattle	p	-	-	-	-	-	-	-	-	-	-	
12/11	at Miami	p	-	-	-	-	-	-	-	-	-	-	
12/18	N.Y. Jets	p	2	10	5.0	7	0	-	-	-	-	-	
12/24	at Dallas	p	-	-	-	-	-	-	-	-	-	-	
01/02	Washington	p	12	58	4.8	20	1	-	-	-	-	-	
2011 Totals			15/0	23	102	4.4	20	1	-3	-3.0	-3	0	

Rushing								Receiving					
2012	Opponent	P/S	No Yds	Avg	Lg	TD		No Yds	Avg	Lg	TD		
09/09	at Cleveland	Inactive	-	-	-	-	-	-	-	-	-	-	
09/16	Baltimore	Inactive	-	-	-	-	-	-	-	-	-	-	
09/23	at Arizona	Inactive	-	-	-	-	-	-	-	-	-	-	
09/30	N.Y. Giants	Inactive	-	-	-	-	-	-	-	-	-	-	
10/07	at Pittsburgh	p	-	-	-	-	-	-	-	-	-	-	
10/14	Detroit	Inactive	-	-	-	-	-	-	-	-	-	-	
10/28	Atlanta	Inactive	-	-	-	-	-	-	-	-	-	-	
11/05	at New Orleans	Did Not Play	-	-	-	-	-	-	-	-	-	-	
11/11	Dallas	p	-	-	-	-	-	-	-	-	-	-	
11/18	at Washington	p	-	-	-	-	-	-	-	-	-	-	
11/26	Carolina	p	5	24	4.8	11	0	-	-	-	-	-	
12/02	at Dallas	p	2	14	7.0	11	0	-	-	-	-	-	
12/09	at Tampa Bay	p	1	-4	-4.0	-4	-	1	28	28.0	28	0	
12/13	Cincinnati	p	1	3	3.0	3	0	1	-4	-4.0	-4	0	
12/23	Washington	p	1	17	17.0	17	1	-	-	-	-	-	
12/30	at N.Y. Giants	p	3	15	5.0	8	0	-	-	-	-	-	
2012 Totals			9/0	13	69	5.3	17	1	2	24	12.0	28	0

Rushing								Receiving					
2013	Opponent	P/S	No Yds	Avg	Lg	TD		No Yds	Avg	Lg	TD		
Injured Reserve													



# KESHAWN MARTIN



# 82

HT: 5-11 WT: 194

Born: 3/15/1990 Exp. (NFL/Patriots): 4/1

GP/GS: 57/10 (3/0) Acq: TR (HOU)-15

College: Michigan State Hometown: Westland, Mich.

**W I D E R E C E I V E R**

## CAREER TRANSACTIONS

Keshawn Martin was acquired by the New England Patriots from Houston in a trade in exchange for a future draft selection on Sept. 17, 2015 ... Originally drafted by Houston in the fourth round (121st overall) of the 2012 NFL Draft.

## SEASONAL REVIEWS

### 2015 (9/8, 1/0 - Houston/New England)

- ★ Caught two passes for 57 yards, including a career long 42-yard reception in the second quarter and returned one kickoff 26 yards the playoff victory vs. Kansas City (1/16).
- ★ Started at wide receiver and caught one pass for four yards at Miami (1/3). Also returned two punts for 27 yards.
- ★ Started at wide receiver and set career highs with seven receptions for 68 yards at N.Y. Jets (12/27). Martin also contributed on special teams, returning two punts for 19 yards and two kickoffs for 47 yards.
- ★ Started at wide receiver and caught three passes for 26 yards in the win vs. Tennessee (12/20). Also returned a kickoff 75 yards, the longest of his career.
- ★ Started at wide receiver. Caught three passes for 23 yards and a 2-yard touchdown from Tom Brady in the win at Houston (12/13). Also contributed on special teams, returning four punts for 42 yards and three kickoffs for 67 yards.
- ★ Started at wide receiver. Caught three passes for 45 yards and returned four kickoffs for 68 yards vs. Philadelphia (12/6).
- ★ Returned to action after missing the last five games due to injury and started at wide receiver, catching one pass for eight yards at Denver (11/29).
- ★ Was inactive in the win vs. Buffalo (11/23).
- ★ Was inactive in the win vs. N.Y. Giants (11/15).
- ★ Was inactive in the win vs. Washington (11/8).
- ★ Was inactive in the win vs. Miami (10/29).
- ★ Was inactive in the win vs. the New York Jets due to an injury (10/25).
- ★ Started at wide receiver for the second week in a row and posted one 39-yard catch that marks the longest reception of his career in the win at Indianapolis (10/18).
- ★ Made his first career start as a Patriot and posted two catches for 23 yards, including a 16-yard reception. The catch marks Martin's longest reception of the season through five weeks in the win at Dallas (10/11).
- ★ Made his Patriots debut in the win vs. Jacksonville (9/27). Caught three passes for 33 yards and a 13-yard touchdown.
- ★ Was inactive in the win at Buffalo (9/20).
- ★ Began the season with Houston before being traded to the Patriots on Sept. 17.
- ★ Was active but did not play for Houston in their

season opener vs. Kansas City (9/13).

### 2014 (16/0 - Houston)

- ★ Played in all 16 regular-season games and posted six receptions for 78 yards and returned 25 punts for 154 yards. Also returned one kickoff for 19 yards.
- ★ Tied a career long with a 32-yard reception and returned two punts for 20 yards vs. Tennessee (11/20).

### 2013 (16/1 - Houston)

- ★ Saw action in all 16 regular-season games with one start and recorded a career-high 22 receptions for 253 yards and two touchdowns.
- ★ Served as the team's primary return specialist, recording 36 kickoff returns for 947 yards (fourth in NFL) and 21 punt returns for 345 yards (sixth in NFL) and one touchdown.
- ★ Caught two passes for a career-high 37 yards and returned four kickoffs for 104 yards along with five punt returns for nine yards vs. Tennessee (9/15).
- ★ Set franchise records for longest punt return (87 yards for a touchdown) and most punt return yards (seven for 125 yards) vs. Oakland (11/17).
- ★ Recorded a season-long 50-yard kick return and made his only start of the season at wide receiver vs. New England (12/1).
- ★ Caught a career-high tying four passes for 28 yards and his first receiving touchdown of the season at Jacksonville (12/5).

### 2012 (16/1, 2/0 - Houston)

- ★ Played in all 16 regular-season games with one start and compiled 10 receptions and one touchdown along with four rushes for 53 yards. Also accrued 741 yards on 31 kickoff returns and 267 yards on 10 punt returns.
- ★ Appeared in both playoff games and had one rushing attempt for 16 yards and five punt returns for 31 yards.
- ★ Made his first career start and caught his first career touchdown pass to go along with an NFL season-high 238 total return yards vs. Jacksonville (11/18).

## COLLEGE

- ★ Four-year letter winner finished his career ranked second at Michigan State in punt return yards (659), fourth in punt returns (65), eighth in kick return yards (1,100) and kick returns (47), 10th in all-purpose yards (4,013), 11th in receptions (127), 16th in receiving yards (1,714) and tied for 17th in touchdown receptions (10) in 48 games with 16 starts.
- ★ Accounted for touchdowns in five different ways in his career (rushing, receiving, passing, punt return and kick return).

PERSONAL

★ Two-year starter at John Glenn High School in Westland, Mich., where he earned all-conference honors as a quarterback after accounting for 1,551 total yards and 17 touchdowns in 2007.

★ Was division 1 all-state selection as a defensive back in 2007 and Detroit News All-Metro West Team as a


senior.

★ Also participated in basketball and track.

KESHAWN MARTIN																								
Pos: WR Ht: 5-11 Wt: 194 Year: 4th Acq: TR (HOU)-15 College: Michigan State Born: 3/15/90																								
REGULAR SEASON			RECEIVING					RUSHING					KICK RETURNS					PUNT RETURNS						
Year	Team	G/S	No	Yds	Avg	Lg	TD	No	Yds	Avg	Lg	TD	No	Yds	Avg	Lg	TD	No	FC	Yds	Avg	Lg	TD	
2012	Texans	16/1	10	85	8.5	18	1	4	53	13.3	21	0	31	741	23.9	54	0	22	10	267	12.2	71	0	
2013	Texans	16/1	22	253	11.5	32	2	0	0	0	0	0	36	947	26.3	50	0	39	21	345	8.8	87t	1	
2014	Texans	16/0	6	78	13.0	32	0	0	0	0	0	0	1	19	19.0	19	0	25	24	154	6.2	21	0	
2015	Patriots	9/8	14	175	12.5	39	2	0	0	0	0	0	8	210	26.3	75	0	6	1	73	12.2	21	0	
Totals – 4 Years		57/10	52	591	11.4	39	5	4	53	13.3	21	0	76	1,917	25.2	75	0	57	1	839	14.7	87t	1	
REGULAR SEASON			RECEIVING					RUSHING					KICK RETURNS					PUNT RETURNS						
Year	Team	G/S	No	Yds	Avg	Lg	TD	No	Yds	Avg	Lg	TD	No	Yds	Avg	Lg	TD	No	FC	Yds	Avg	Lg	TD	
2014	Texans	2/0	0	0	0.0	0	0	1	16	16.0	16	0	0	0	0.0	0	0	0	0	0	0.0	0	0	
2015	Patriots	1/0	2	57	28.5	42	0	0	0	0	0	0	1	26	26.0	26	0	0	0	0	0.0	0	0	
Totals – 1 Years		3/0	2	57	28.5	42	0	1	16	16.0	16	0	1	26	26.0	26	0	0	0	0	0.0	0	0	

PLAYERS





# SHAQ MASON



# 69

HT: 6-1 WT: 310  
Born: 8/28/1993 Exp. (NFL/Patriots): Rookie  
GP/GS (Playoffs): 13/9 (1/1) Acq: D4c-15 (131st)  
College: Georgia Tech Hometown: Columbia, Tenn.

## OFFENSIVE LINE

### CAREER TRANSACTIONS

Shaquille Mason was drafted by the New England Patriots in the fourth round (131st overall) of the 2015 NFL Draft.

### SEASONAL REVIEWS

#### 2015 (13/9, 1/1)

- ★ Made his postseason debut starting at right guard in the playoff victory vs. Kansas City (1/16).
- ★ Rotated in at both guard positions at Miami (1/3).
- ★ Started at left guard at N.Y. Jets (12/27).
- ★ Started at left guard in the win vs. Tennessee (12/20).
- ★ Started at left guard, playing every offensive snap in the win at Houston (12/13).
- ★ Rotated in at left guard and saw action at fullback vs. Philadelphia (12/6).
- ★ Started at left guard and played some fullback at Denver (11/29).
- ★ Started at left guard in the win vs. Buffalo (11/23).
- ★ Started at left guard and took snaps at fullback in goal line situations in the win at N.Y. Giants (11/15).
- ★ Started at left guard and took snaps at fullback in goal line situations in the win vs. Washington (11/8). Despite injuries and changes to the rotation, the Patriots rushed for 161 and allowed no sacks in the game.
- ★ Was inactive in the win vs. Miami (10/29).
- ★ Was inactive in the win vs. the New York Jets (10/25).
- ★ Made his third start at left guard in the win at Indianapolis (10/18).
- ★ Started at left guard and played fullback in goal line situations in the win at Dallas (10/11).

★ Rotated in at left guard and took snaps at fullback in goal line situations vs. Jacksonville (9/27).

★ Started at left guard in the win at Buffalo (9/20).

★ Rotated in at left guard and saw action on special teams in the season opener vs. Pittsburgh (9/10).

### COLLEGE

★ Earned numerous accolades in his college career, including 2014 First Team All-America honors by USA Today. Was also named to the 2014 All-ACC Team by ESPN, the 2013 All-ACC First Team by Sporting News and won ACC Offensive lineman of the Week on four separate occasions.

### PERSONAL

- ★ Full name is Shaquille Olajuwon Mason, but goes by "Shaq".
- ★ Parents are Steve Mason and Alicia McGuire and has one sibling, Dee James.
- ★ Served two years as team captain in high school.
- ★ Helped Columbia Central to runner-up finish in Tennessee 5A playoffs in 2009 and state championship in 2010.
- ★ Earned three stars from both Scout.com and Rivals.com, playing left tackle and defensive tackle.
- ★ Named all-state and all-district in 2009 and 2010 and was selected to play in Tennessee East-West All-Star Game.
- ★ Majored in business administration at Georgia Tech.



# JEROD MAYO



# 51

**HT: 6-1 WT: 250**
**Born: 2/23/1986 Exp. (NFL/Patriots): 8/8**  
**GP/GS (Playoffs): 103/93 (8/7) Acq: D1-08 (10th)**  
**College: Tennessee Hometown: Hampton, Va.**
**PRO BOWLS: SUPER BOWLS:**
**LINEBACKER**


## PRONOUNCED je-ROD

### CAREER TRANSACTIONS

Jerod Mayo was drafted by the New England Patriots in the first round (10th overall) of the 2008 NFL Draft.

### CAREER HIGHLIGHTS

- ★ Elected defensive captain by his teammates for seven consecutive seasons (2009-15).
- ★ Named to two Pro Bowls, in 2012 and in 2010 after leading NFL with 193 tackles.
- ★ Named to 2010 Associated Press All-Pro First Team.
- ★ In 2008, Mayo became the second Patriots player to win the Associated Press Defensive Rookie of the Year Award, joining Mike Haynes (1976).
- ★ Mayo led the Patriots in total tackles in each of his first five seasons with 184 tackles in 2012, 103 tackles in 2011 despite missing two games due to injury, 193 in 2010, 114 in 2009 despite missing three games due to injury, and 139 tackles in 2008.
- ★ Mayo's 2008 tackle total led all NFL rookies.
- ★ In a game vs. N.Y. Jets on Nov. 13, 2008, Mayo finished with a career-high 23 tackles (17 solo).

### SEASONAL REVIEWS

#### 2015 (16/8, 1/0)

- ★ Contributed at linebacker before leaving the game with an injury in the third quarter of the playoff victory vs. Kansas City (1/16).
- ★ Started at linebacker and posted eight tackles at Miami (1/3).
- ★ Posted one solo tackle at N.Y. Jets (12/27).
- ★ Posted five tackles, four solo, in the win vs. Tennessee (12/20).
- ★ Started at linebacker and recorded eight solo tackles in the win at Houston (12/13).
- ★ Recorded three tackles, two solo, broke up one pass and sacked Sam Bradford on first down for no gain with 3:00 left in the fourth quarter vs. Philadelphia (12/6).
- ★ Started at linebacker and recorded four tackles, three solo at Denver (11/29).
- ★ Started at linebacker and recorded four solo tackles in the win vs. Buffalo (11/23). On the second play of the game, Mayo stopped LeSean McCoy for a 4-yard loss on second-and-one, forcing the Bills into a third down situation that they did not convert.
- ★ Started at linebacker and recorded five tackles, three solo in the win at N.Y. Giants (11/15).
- ★ Contributed on defense and special teams in the win vs. Washington (11/8).

## EXTRA POINTS

- ★ 2011 Ron Burton Community Service Award Winner.
- ★ Filmed a scene in the Three Stooges movie during the 2010 offseason with former Patriots WR Troy Brown.
- ★ Jerod has his own condiment line. "Jerod Mayo's All-Pro" mayonnaise comes in three fitting flavors: Kickin' Buffalo, Bruisin' Bacon, Crushin' Chipotle. A portion of the proceeds is donated to the Boston Medical Center.
- ★ Started The Mayo Bowl in 2010, a celebrity bowling event that raises money for Pitching In for Kids, an area children's charity.
- ★ Daughter, Chya, and son, Jerod Jr., share the same birthday one year apart.

## LEAGUE LEADER

Mayo finished first in the NFL with a career-high 193 total tackles in 2010. His 193 tackles were the highest since LB Steve Nelson had 207 tackles in 1984 and are the third highest in team history. Mayo had 10 games with 10-plus tackles in 2010 and 2012.

### PATRIOTS SINGLE SEASON TACKLE LEADERS ALL-TIME

Year	Player	Tackles
1983	LB Clayton Weishuhn	229
1984	LB Steve Nelson	207
2010	LB Jerod Mayo	193
1980	LB Steve Nelson	186
2012	LB Jerod Mayo	184

### 2010 NFL TACKLE LEADERS

Player	Team	Tackles
Jerod Mayo	New England	193
Stephen Tulloch	Tennessee	159
Paul Posluszny	Buffalo	151
Ray Lewis	Baltimore	145
Chad Greenway	Minnesota	144

- ★ Recorded one tackle in the win vs. Miami (10/29).
- ★ Contributed on defense and special teams in the win vs. the New York Jets (10/25).
- ★ Contributed on defense and was in for one play on special teams in the win at Indianapolis (10/18).
- ★ Made his third start at linebacker and posted three tackles, one solo, in the win at Dallas (10/11).
- ★ Started at linebacker and registered three tackles in

## HONORS & AWARDS

**2014**

Team Captain

**2013**

Team Captain

**2012**

AFC Pro Bowl

Team Captain

**2011**

Team Captain

**2010**

AFC Pro Bowl

Associated Press NFL All-Pro: First Team

*Pro Football Weekly*/PFWA All NFL Team

Team Captain

**2009**

*USA Today's* All-Joe Team

Team Captain

**2008**

Associated Press Defensive Rookie of the Year

*Pro Football Weekly*/PFWA Defensive Rookie of the Year

ESPN.com Defensive Rookie of the Year

SI.com Defensive Rookie of the Year

NFL Defensive Rookie of the Month (October)

*Pro Football Weekly*/PFWA All-Rookie Team

*Sporting News* All-Rookie Team

## TEAM'S TOP STOPPER

Mayo led the Patriots in tackles in each of his first five seasons with the team. The linebacker and team captain tied Vincent Brown for most seasons leading the club in tackles.

### Season leading the team in tackles

Seasons	Player	Years
<b>5</b>	<b>Jerod Mayo</b>	<b>(2008-12)</b>
5	Vincent Brown	(1991-95)
5	Steve Nelson	(1979-80, 82, 84-85)
4	Lawyer Milloy	(1998-2001)
4	Fred Marion	(1986-88, 90)

the win vs. Jacksonville (9/27).

★ Started at linebacker and posted two tackles in the win at Buffalo (9/20).

★ Elected defensive co-captain by his teammates for the seventh straight season.

★ Returned to action vs. Pittsburgh (9/10) after being limited to just six games in 2014 due to injury.

### 2014 (6/6, 0/0)

★ Voted a defensive co-captain by his teammates for the sixth straight year.

★ Started the first six games of the season at linebacker before sustaining a knee injury in the Buffalo game (10/12) and was placed on injured reserve (10/16). Finished the season with 52 tackles, one sack and one fumble recovery.

★ Started the season opener at Miami (9/7) and recorded a game-high nine tackles and one sack. Also

## TACKLING MACHINE

Mayo registered 100 tackles for the fifth straight year in 2012. He is the first player in New England history to register 100 tackles in his first five NFL seasons and the fourth Patriots player to register at least five consecutive 100 tackle seasons.

### 100 Tackles in at least four consecutive seasons

Seasons	Player	Years
6	Fred Marion	(1985-1990)
<b>5</b>	<b>Jerod Mayo</b>	<b>(2008-2012)</b>
5	Lawyer Milloy	(1997-2001)
5	Vincent Brown	(1991-1995)
4	Steve Nelson	(1979-1982)

recovered a fumble forced by Jamie Collins in Dolphins territory that led to a Patriots field goal.

★ Started and played every defensive snap in the win vs. Oakland (9/21), finishing with a game-high 12 tackles.

★ Led the team with a game-high 10 tackles at Kansas City (9/29).

★ Started and posted five tackles before leaving the game with a knee injury in the second quarter of the win at Buffalo (10/12).

★ Was on pace to make 139 tackles before being placed on injured reserve on Oct. 16.

### 2013 (6/6, 0/0)

★ Voted a defensive co-captain by his teammates for the fifth straight year.

★ Started the first six games of the season at linebacker before sustaining an injury in the New Orleans game (10/13) and was placed on injured reserve. Finished the season with 66 tackles, 1½ sacks, one pass defended and fumble recovery.

★ Started at linebacker in season opener at Buffalo (9/8) and collected 15 tackles.

★ Picked up nine tackles and his first sack of the season for a 1-yard loss vs. Tampa Bay (9/22).

★ Registered 12 tackles at Cincinnati (10/6), including a ½ sack for 4 yards and recovered a fumble.

★ Accumulated double-digit tackles for the fourth time vs. New Orleans (10/13), making 11 stops before departing with an injury in the fourth quarter.

★ Was on pace to make 176 tackles before being placed on injured reserve on Oct. 16.

### 2012 (16/16, 2/2)

★ Voted a defensive co-captain by his teammates for the fourth straight year.

★ Earned his second career Pro Bowl selection.

★ Started all 16 regular season games and led the team with 184 tackles, the fifth-highest single season total in Patriots history. Also tallied three sacks, one interception, three passes defended, four forced fumbles and one fumble recovery.

★ Started both postseason contests and accumulated 15 tackles and one forced fumble.

★ Tied a career high with 10 double-digit tackle games in 2012.

★ Opened the season with three consecutive double-digit tackle games - 13 at Tennessee (9/9), 11 vs. Arizona (9/16) and 13 at Baltimore (9/23).

★ Compiled nine tackles and his only interception of the season in the win at Buffalo (9/30).

★ Had 18 tackles and his first sack of the season vs. Denver (10/7).

★ Compiled nine tackles and forced and recovered a third quarter fumble that led to a field goal at Seattle (10/14).

★ Accumulated 20 tackles - the second highest total in a single game in his career - and forced a fumble in the overtime win vs. N.Y. Jets (10/21). Mayo tallied a single-game career high with 23 tackles vs. N.Y. Jets in 2008.

★ Recorded 15 tackles and a sack for a 9-yard loss in the win at N.Y. Jets (11/22).

★ Finished with eight tackles and a key fourth-quarter sack for 8 yards on third down that forced the Dolphins to kick a field goal in the win at Miami (12/2). Also forced a fumble that was recovered by the Dolphins.

### 2011 (14/13, 3/3)

★ Appeared in 14 games and started 13, becoming the first Patriots player to eclipse the 100-tackle mark in his first four seasons. Led the team with 103 tackles. Also tallied one sack, his first two career interceptions, four passes defended and a forced fumble.

★ Started all three postseason games including Super Bowl XLVI against the N.Y. Giants (2/5) and totaled 32 tackles, one pass defended and forced a fumble.

★ Voted a defensive co-captain by his teammates for the third straight year.

★ Led the team with 15 tackles vs. San Diego (9/18) and forced a Mike Tolbert fumble, which was recovered by Rob Ninkovich.

★ Clinched the win at Washington (12/11) with an interception - a crucial pick of Rex Grossman at the New England 9-yard line with 22 seconds remaining. Added eight tackles.

★ Forced a third quarter Giants fumble (recovered by the Giants) and tallied 11 tackles in Super Bowl XLVI (2/5).

### 2010 (16/16, 1/1)

★ Named to the AFC Pro Bowl squad for the first time.

★ Named to 2010 Associated Press All-Pro: First Team.

★ Named a defensive co-captain for the second year in a row.

★ Finished the season with career-high and NFL-leading 193 total tackles. The 193 total tackles are the third-highest in team history, behind Clayton Weishuhn's 229 tackles in 1983 and Steve Nelson's 207 tackles in 1984.

★ Started at inside linebacker in all 16 games, including the Divisional Playoff game vs. N.Y. Jets (1/16).

★ Picked up his first sack of the year vs. Buffalo (9/26), dropping Ryan Fitzpatrick for a 7-yard loss on a second-and-seven situation from the Patriots 15-yard line, helping hold Buffalo to a field goal two plays later.

★ Had 10 games with 10 or more tackles in 2010, including two 19-tackle games vs. Baltimore (10/17) and vs. Green Bay (12/19).

★ At San Diego (10/24), recovered a Chargers fumble forced by Dane Fletcher at the San Diego

22-yard line in the first quarter, helping to set up a one-yard touchdown pass from Tom Brady to TE Rob Gronkowski for a 7-0 lead.

★ Recovered a fumble forced by an Eric Moore sack of Jay Cutler at Chicago (12/12) on the Chicago 7-yard line in the second quarter against the Bears, leading to a Patriots field goal in a 36-7 win.

★ Recovered a Ryan Fitzpatrick fumble that was forced by a Gary Guyton sack in the first quarter at Buffalo (12/26). Also forced a C.J. Spiller fumble in the third quarter, which Dane Fletcher recovered. Added four tackles, two passes defended and a quarterback hit in the 34-3 win over the Bills.

### 2009 (13/12, 1/1)

★ Played in 13 games with 12 starts and led the team in tackles with 114, despite missing three games due to an injury.

★ Added 1½ sacks and one forced fumble.

★ Started in the postseason game vs. Baltimore (1/10) and finished with seven total tackles.

★ Registered double-digit tackles three times: (16 vs. Miami, 11/8; 11 at Miami, 12/6; and 16 vs. Jacksonville, 12/27).

★ Was forced to leave the season-opener vs. Buffalo (9/14) in the first quarter due to an injury and was inactive for the next three games.

★ Returned to action at Denver (10/11) but did not start. Recorded his second career forced fumble, stripping Knowshon Moreno of the ball on a reception from Kyle Orton in the first quarter.

★ Registered his first career sack at Indianapolis (11/15) when he sacked Peyton Manning for an 11-yard loss in the second quarter.

★ Teamed with Tully Banta-Cain for a sack at Miami (12/6).

★ Went over 100 tackles for the season with a 16-tackle performance in the Patriots' 35-7 AFC East-clinching victory vs. Jacksonville (12/27).

### 2008 (16/16)

★ Started every game at inside linebacker and became just the second Patriots player to be named Associated Press NFL Defensive Rookie of the Year, joining Mike Haynes (1976).

★ NFL Defensive Rookie of the Year by ESPN.com, SI.com and *Pro Football Weekly*.

★ Led all NFL rookies in tackles in 2008 and led the Patriots in tackles with 139 stops, according to coaches' film breakdown, a 54-tackle lead over the next leading tackler.

★ Named NFL Defensive Rookie of the Month for the month of October.

★ Scooped up his first NFL fumble recovery, snatching an Andre Hall fumble forced by Ty Warren vs. Denver (10/20).

★ Tallied a career-high 23 tackles vs. N.Y. Jets (11/13), the highest total by a Patriots player since 1994.

★ Started at inside linebacker and led the team with 10 tackles while also posting his first career pass defended at Indianapolis (11/2).

★ Credited with a forced fumble with his hit on Tim Hightower after just a 3-yard gain on a swing pass vs. Arizona (12/21).

★ In the month of December, led the Patriots with 35 tackles as the team went 4-0 in the month while allowing just 13.5 points per game, including a season-ending shutout at Buffalo (12/28).

## COLLEGE

★ Started 26-of-32 games at Tennessee, playing for three seasons from 2005-07 after redshirting in 2004, and recorded 236 tackles (137 solo) with six quarterback pressures, 6½ sacks for minus 51 yards and 21 stops for losses of 82 yards.

★ His 140 tackles in 2007 were the most by a Tennessee player since 1990.

★ His 19 tackles versus Kentucky in 2007 were the most by a Tennessee player since 1988.

★ Moved to middle linebacker in 2007, starting all 14 games, and recorded a career-high 140 tackles (79 solo) and returned an interception 34 yards for a touchdown.

## PERSONAL

★ Jerod Mayo was born Feb. 23, 1986.

★ Married to wife, Chantel and father of daughters, Chya and Chyanne, and son, Jerod, Jr.

★ Attended Kecoughtan High in Hampton, Va., where he was a Prep Star All-American and 2003 Defensive Player of the Year in the Virginia Peninsula area.

★ Added all-state and first-team all-district honors as a senior, recording 110 tackles, including 18 for loss, and two interceptions. Also played running back for seven games, picking up 1,245 rushing yards and scoring 13 touchdowns during his final campaign.

★ Has three brothers - an older brother Shermont, and two younger brothers - Deron, who plays with the Calgary Stampede of the CFL and went to training camp with the Denver Broncos in 2011, and Derek, who played college football at Richmond.

★ Majored in sport management at Tennessee.

## JEROD MAYO

Pos: LB Ht: 6-1 Wt: 250 Year: 8th Acq: D1-08 (10th) College: Tennessee Born: 2/23/86

REGULAR SEASON			TACKLES					INTERCEPTIONS					MISCELLANEOUS					
Year	Team	G/S	TT	UT	A	S	Yds	No	Yds	Avg	Lg	TD	PD	FF	FR	Yds	TD	SpT
2008	Patriots	16/16	139	93	46	0.0	0.0	0	0	0.0	0	0	4	1	1	0	0	2
2009	Patriots	13/12	114	75	39	1.5	14.5	0	0	0.0	0	0	1	1	0	0	0	0
2010	Patriots	16/16	193	115	78	2.0	14.0	0	0	0.0	0	0	5	1	3	0	0	1
2011	Patriots	14/13	103	67	36	1.0	5.0	2	4	2.0	2	0	4	1	0	0	0	0
2012	Patriots	16/16	184	115	69	3.0	24.0	1	0	0.0	0	0	3	4	1	0	0	0
2013	Patriots	6/6	66	43	23	1.5	5.0	0	0	0.0	0	0	1	0	1	0	0	0
2014	Patriots	6/6	52	40	12	1.0	9.0	0	0	0.0	0	0	0	0	1	0	0	0
2015	Patriots	16/8	54	35	12	1.0	0	0	0	0.0	0	0	1	0	0	0	0	0
Totals – 8 Years		103/93	905	583	315	11.0	71.5	3	4	1.3	2	0	19	8	7	0	0	3
POSTSEASON			TACKLES					INTERCEPTIONS					MISCELLANEOUS					
Year	Team	G/S	TT	UT	A	S	Yds	No	Yds	Avg	Lg	TD	PD	FF	FR	Yds	TD	SpT
2009	Patriots	1/1	7	4	3	0.0	0.0	0	0	0.0	0	0	0	0	0	0	0	0
2010	Patriots	1/1	6	3	3	0.0	0.0	0	0	0.0	0	0	0	0	0	0	0	0
2011	Patriots	3/3	32	16	16	0.0	0.0	0	0	0.0	0	0	1	1	0	0	0	0
2012	Patriots	2/2	15	10	5	0.0	0.0	0	0	0.0	0	0	0	1	0	0	0	0
2013	Patriots		Injured Reserve															
2014	Patriots		Injured Reserve															
Totals – 6 Years		7/7	60	33	27	0.0	0.0	0	0	0.0	0	0	1	2	0	0	0	0



# MAYO'S CAREER GAME-BY-GAME

2008	Opponent	P/S	TT	UT	A	S	Yds	Int	Yds	PD	FF	FR	SpT
09/07	Kansas City	S	7	6	1	-	-	-	-	-	-	-	-
09/14	N.Y. Jets	S	9	6	3	-	-	-	-	-	-	-	-
09/21	Miami	S	14	8	6	-	-	-	-	-	-	-	-
10/05	San Francisco	S	4	3	1	-	-	-	-	-	-	-	-
10/12	San Diego	S	6	3	3	-	-	-	-	-	-	-	1
10/20	Denver	S	11	7	4	-	-	-	-	-	-	1	-
10/26	St. Louis	S	4	1	3	-	-	-	-	-	-	-	-
11/02	Indianapolis	S	10	4	6	-	-	-	-	1	-	-	-
11/09	Buffalo	S	6	3	3	-	-	-	-	1	-	-	-
11/13	N.Y. Jets	S	23	17	6	-	-	-	-	1	-	-	-
11/23	Miami	S	4	3	1	-	-	-	-	-	-	-	-
11/30	Pittsburgh	S	6	6	0	-	-	-	-	-	-	-	1
12/07	Seattle	S	8	7	1	-	-	-	-	-	-	-	-
12/14	Oakland	S	11	10	1	-	-	-	-	1	-	-	-
12/21	Arizona	S	7	5	2	-	-	-	-	-	1	-	-
12/28	Buffalo	S	9	4	5	-	-	-	-	-	-	-	-
<b>2008 Totals</b>			<b>16/16</b>	<b>139</b>	<b>93</b>	<b>46</b>	<b>0.0</b>	<b>0.0</b>	<b>0</b>	<b>0</b>	<b>4</b>	<b>1</b>	<b>2</b>

2009	Opponent	P/S	TT	UT	A	S	Yds	Int	Yds	PD	FF	FR	SpT
09/14	Buffalo	S	1	0	1	-	-	-	-	-	-	-	-
09/20	N.Y. Jets					Inactive							
09/27	Atlanta					Inactive							
10/04	Baltimore					Inactive							
10/11	Denver	p	8	7	1	-	-	-	-	-	1	-	-
10/18	Tennessee	S	6	5	1	-	-	-	-	-	-	-	-
10/25	Tampa Bay	S	8	6	2	-	-	-	-	-	-	-	-
11/08	Miami	S	16	9	7	-	-	-	-	-	-	-	-
11/15	Indianapolis	S	7	3	4	1.0	11.0	-	-	-	1	-	-
11/22	N.Y. Jets	S	8	4	4	-	-	-	-	-	-	-	-
11/30	New Orleans	S	9	6	3	-	-	-	-	-	-	-	-
12/06	Miami	S	11	10	1	0.5	3.5	-	-	-	-	-	-
12/13	Carolina	S	6	4	2	-	-	-	-	-	-	-	-
12/20	Buffalo	S	9	6	3	-	-	-	-	-	-	-	-
12/27	Jacksonville	S	16	9	7	-	-	-	-	-	-	-	-
01/03	Houston	S	9	6	3	-	-	-	-	-	-	-	-
<b>2009 Totals</b>			<b>13/12</b>	<b>114</b>	<b>75</b>	<b>39</b>	<b>1.5</b>	<b>14.5</b>	<b>0</b>	<b>0</b>	<b>1</b>	<b>1</b>	<b>0</b>
01/10	Baltimore	S	7	4	3	-	-	-	-	-	-	-	-
<b>2009 Postseason</b>			<b>1/1</b>	<b>7</b>	<b>4</b>	<b>3</b>	<b>0.0</b>	<b>0.0</b>	<b>0</b>	<b>0</b>	<b>0</b>	<b>0</b>	<b>0</b>

2010	Opponent	P/S	TT	UT	A	S	Yds	Int	Yds	PD	FF	FR	SpT
09/12	Cincinnati	S	11	7	4	-	-	-	-	-	-	-	-
09/19	N.Y. Jets	S	9	4	5	-	-	-	-	-	-	-	-
09/26	Buffalo	S	9	7	2	1.0	7.0	-	-	-	-	-	-
10/04	Miami	S	17	16	1	-	-	-	-	1	-	-	-
10/17	Baltimore	S	19	9	10	-	-	-	-	-	-	-	-
10/24	San Diego	S	12	8	4	-	-	-	-	-	1	1	-
10/31	Minnesota	S	17	7	10	-	-	-	-	-	-	-	-
11/07	Cleveland	S	9	5	4	-	-	-	-	-	-	-	-
11/14	Pittsburgh	S	13	5	8	-	-	-	-	-	-	-	-
11/21	Indianapolis	S	15	11	4	-	-	-	-	1	-	-	-
11/25	Detroit	S	14	10	4	-	-	-	-	1	-	-	-
12/06	N.Y. Jets	S	12	6	6	-	-	-	-	-	-	-	-
12/12	Chicago	S	5	3	2	-	-	-	-	-	1	-	-
12/19	Green Bay	S	19	10	9	-	-	-	-	-	-	-	-
12/26	Buffalo	S	4	2	2	-	-	-	-	2	1	1	-
01/02	Miami	S	8	5	3	1.0	7.0	-	-	-	-	-	-
<b>2010 Totals</b>			<b>16/16</b>	<b>193</b>	<b>115</b>	<b>78</b>	<b>2.0</b>	<b>14.0</b>	<b>0</b>	<b>0</b>	<b>5</b>	<b>1</b>	<b>3</b>
01/16	N.Y. Jets	S	6	3	3	-	-	-	-	-	-	-	-
<b>2010 Postseason</b>			<b>6</b>	<b>3</b>	<b>3</b>	<b>0.0</b>	<b>0.0</b>	<b>0</b>	<b>0</b>	<b>0</b>	<b>0</b>	<b>0</b>	<b>0</b>

2011	Opponent	P/S	TT	UT	A	S	Yds	Int	Yds	PD	FF	FR	SpT
09/12	Miami	S	5	5	0	-	-	-	-	-	-	-	-
09/18	N.Y. Jets	S	15	9	6	-	-	-	-	-	1	-	-

09/25	at Buffalo	S	5	5	0	-	-	-	-	-	-	-	-
10/02	at Oakland	S	4	2	2	-	-	-	-	-	-	-	-
10/09	N.Y. Jets					Inactive							
10/16	Dallas					Inactive							
10/30	at Pittsburgh	p	3	1	2	-	-	-	-	-	-	-	-
11/06	N.Y. Giants	S	7	4	3	-	-	-	-	-	-	-	-
11/13	at N.Y. Jets	S	5	3	2	-	-	-	-	-	-	-	-
11/21	Kansas City	S	11	7	4	-	-	-	-	-	-	-	-
11/27	at Philadelphia	S	5	3	2	-	-	-	-	-	-	-	-
12/04	Indianapolis	S	7	4	3	-	-	1	2	2	-	-	-
12/11	at Denver	S	8	4	4	-	-	1	2	1	-	-	-
12/18	at Washington	S	8	7	1	-	-	-	-	-	-	-	-
12/24	Miami	S	12	7	5	1.0	5.0	-	-	-	-	-	-
01/01	Buffalo	S	8	6	2	-	-	-	-	1	-	-	-
<b>2011 Totals</b>			<b>14/13</b>	<b>103</b>	<b>67</b>	<b>36</b>	<b>1.0</b>	<b>5.0</b>	<b>2</b>	<b>4</b>	<b>4</b>	<b>1</b>	<b>0</b>
01/14	Denver	S	13	6	7	-	-	-	-	-	-	-	-
01/22	Baltimore	S	8	2	6	-	-	-	-	1	-	-	-
02/05	N.Y. Giants	S	11	8	3	-	-	-	-	-	1	-	-
<b>2011 Postseason</b>			<b>3/3</b>	<b>32</b>	<b>16</b>	<b>16</b>	<b>0.0</b>	<b>0.0</b>	<b>0</b>	<b>0</b>	<b>1</b>	<b>1</b>	<b>0</b>

2012	Opponent	P/S	TT	UT	A	S	Yds	Int	Yds	PD	FF	FR	SpT
09/09	at Tennessee	S	13	12	1	-	-	-	-	1	-	-	-
09/16	Arizona	S	11	8	3	-	-	-	-	-	-	-	-
09/23	Baltimore	S	13	8	5	-	-	-	-	-	-	-	-
09/30	at Buffalo	S	9	5	4	-	-	1	0	1	-	-	-
10/07	Denver	S	18	9	9	1.0	7.0	-	-	-	-	-	-
10/14	at Seattle	S	9	3	6	-	-	-	-	-	1	1	-
10/21	N.Y. Jets	S	20	13	7	-	-	-	-	-	-	1	-
10/28	at St. Louis	S	10	6	4	-	-	-	-	-	-	1	-
11/11	Buffalo	S	13	5	8	-	-	-	-	-	-	-	-
11/18	Indianapolis	S	12	8	4	-	-	-	-	-	-	-	-
11/22	at N.Y. Jets	S	15	12	3	1.0	9.0	-	-	-	-	-	-
12/02	at Miami	S	8	5	3	1.0	8.0	-	-	-	1	-	-
12/10	Houston	S	7	6	1	-	-	-	-	-	-	-	-
12/16	San Francisco	S	15	6	9	-	-	-	-	-	-	-	-
12/23	at Jacksonville	S	6	4	2	-	-	-	-	-	-	-	-
12/30	Miami	S	5	5	0	-	-	-	-	1	-	-	-
<b>2012 Totals</b>			<b>16/16</b>	<b>184</b>	<b>115</b>	<b>69</b>	<b>3.0</b>	<b>24.0</b>	<b>1</b>	<b>0</b>	<b>3</b>	<b>4</b>	<b>1</b>
01/13	Houston	S	7	5	2	-	-	-	-	-	-	-	-
01/20	Baltimore	S	8	5	3	-	-	-	-	-	1	-	-
<b>2012 Postseason</b>			<b>2/2</b>	<b>15</b>	<b>10</b>	<b>5</b>	<b>0.0</b>	<b>0.0</b>	<b>0</b>	<b>0</b>	<b>1</b>	<b>0</b>	<b>0</b>

2013	Opponent	P/S	TT	UT	A	S	Yds	Int	Yds	PD	FF	FR	SpT
09/08	at Buffalo	S	15	12	3	-	-	-	-	-	-	-	-
09/12	N.Y. Jets	S	10	5	5	-	-	-	-	-	-	-	-
09/22	Tampa Bay	S	9	5	4	1.0	1.0	-	-	-	-	-	-
09/29	at Atlanta	S	9	6	3	-	-	-	-	-	-	-	-
10/06	at Cincinnati	S	12	7	5	0.5	4.0	-	-	1	-	1	-
10/13	N.Y. Jets	S	11	8	3	-	-	-	-	-	-	-	-
10/20	at N.Y. Jets					Placed on injured reserve (10/16/13)							
<b>2013 Totals</b>			<b>6/6</b>	<b>66</b>	<b>43</b>	<b>23</b>	<b>1.5</b>	<b>5.0</b>	<b>0</b>	<b>0</b>	<b>1</b>	<b>0</b>	<b>1</b>
<b>2013 Postseason</b>													

2014	Opponent	P/S	TT	UT	A	S	Yds	Int	Yds	PD	FF	FR	SpT
09/07	at Miami	S	9	8	1	1.0	9.0	-	-	-	-	1	-
09/14	at Minnesota	S	8	5	3	-	-	-	-	-	-	-	-
09/21	Oakland	S	12	5	7	-	-	-	-	-	-	-	-
09/29	at Kansas City	S	10	10	0	-	-	-	-	-	-	-	-
10/05	Cincinnati	S	8	7	1	-	-	-	-	-	-	-	-
10/12	at Buffalo	S	5	5	0	-	-	-	-	-	-	-	-
10/16	N.Y. Jets					Placed on Injured Reserve (10/16/14)							
<b>2014 Totals</b>			<b>6/6</b>	<b>52</b>	<b>40</b>	<b>12</b>	<b>1.0</b>	<b>9.0</b>	<b>0</b>	<b>0</b>	<b>0</b>	<b>0</b>	<b>1</b>
<b>2014 Postseason</b>													

PLAYERS



DEVIN  
**McCOURTY**



**32**

HT: 5-10 WT: 195  
Born: 8/13/1987 Exp. (NFL/Patriots): 6/6  
GP/GS (Playoffs): 91/91 (12/12) Acq: D1-10 (27th)  
College: Rutgers Hometown: Montvale, N.J.

PRO BOWLS: SUPER BOWLS:

DEFENSIVE BACK



## CAREER TRANSACTIONS

Devin McCourty was drafted by the New England Patriots in the first round (27th overall) of the 2010 NFL Draft.

## CAREER HIGHLIGHTS

- ★ Has been named a defensive captain five times (2011-15).
- ★ Selected to his first Pro Bowl in his first season, becoming the fourth Patriots player to be selected as a rookie (Mike Haynes, 1976; John Stephens, 1988; Curtis Martin, 1995).
- ★ Earned his second career Pro Bowl invitation in 2014.
- ★ Earned Associated Press All-Pro Second Team honors at safety in 2013 and Second Team All-Pro honors as a rookie in 2010 when he played cornerback, joining Pro Football Hall of Famers Rod Woodson and Ronnie Lott as the only NFL players to earn All-Pro honors at both safety and cornerback.
- ★ His seven interceptions in 2010 are the second-most by a Patriots rookie in franchise history and tied for second in the NFL in 2010.

## SEASONAL REVIEWS

### 2015 (14/14, 1/1)

- ★ Named a co-captain for the fifth straight year.
- ★ Started at safety and posted five tackles, two solo, and broke up one pass in the playoff victory vs. Kansas City (1/16).
- ★ Started at safety and posted seven tackles at Miami (1/3).
- ★ Was inactive at N.Y. Jets (12/27).
- ★ Was inactive vs. Tennessee (12/20) due to injury.
- ★ Recorded one solo tackle and broke up a pass in the win at Houston (12/13).
- ★ Recorded seven tackles, three solo, vs. Philadelphia (12/6).
- ★ Recorded four solo tackles and broke up two passes at Denver (11/29).
- ★ Recorded one tackle and helped break up a Tyrod Taylor pass intended for LeSean McCoy in the end zone on third down in the second quarter of the win vs. Buffalo (11/23).
- ★ Recorded three solo tackles in the win at N.Y. Giants (11/15).
- ★ Recorded four tackles, three solo, and returned one kickoff for no gain in final minutes of the win vs. Washington (11/8).

## EXTRA POINTS

### Double Trouble:

★ After being selected by the Patriots in the first round of the 2010 NFL Draft, CB Devin McCourty became part of a select group in league history. McCourty's identical twin brother, Jason, is a cornerback with Tennessee, selected in the sixth round of the 2009 NFL Draft. The two are the 12th set of twins to play in the NFL. Devin and Jason were cornerbacks in the Rutgers secondary from 2005-08. Devin redshirted for the 2005 season and therefore was a year behind his brother in eligibility. McCourty is the second twin to suit up for the Patriots, after CB Kato Serwanga was a member of the team from 1998-2000. His twin brother Jason played for San Francisco and Minnesota from 1999-2001. According to McCourty's mother, the two can only be told apart by tiny scars on their faces left by chickenpox.

- ★ Recorded three tackles on defense and one on special teams in the win vs. Miami (10/29). Also sacked Ryan Tannehill for a 13-yard loss in the fourth quarter. The play marked the second sack of his career and the first since his rookie season.
- ★ Started at safety, playing every defensive snap, and recorded four tackles in the win vs. the New York Jets (10/25).
- ★ Started at safety, playing every defensive snap, and recorded nine tackles, seven solo, in the win at Indianapolis (10/18).
- ★ Started at safety, playing every defensive snap, and recorded eight tackles, seven solo, and one pass defended in the win at Dallas (10/11).
- ★ Made his first interception of the season when he picked off Blake Bortles in the second quarter of the win vs. Jacksonville (9/27) and returned it for 27 yards. Also added one tackle and one pass defended.
- ★ Started at safety and contributed on special teams, posting six tackles on defense and one on special teams in the win at Buffalo (9/20).
- ★ Registered five tackles, three solo, in the win vs. Pittsburgh (9/10).

## 2014 (16/16, 3/3)

- ★ Named a co-captain for the fourth straight year.
- ★ Earned his second career Pro Bowl invitation and was named to the Pro Football Writer's Association All-AFC Team.

★ Started all regular-season games at safety and registered 72 tackles, two interceptions, six passes defended, one forced fumble, two fumble recoveries and two special teams tackles.

★ Started a 11 three

postseason contests and posted nine tackles, one interception, three passes defended and one special teams tackle.

★ Returned a first-quarter interception 60 yards to the Vikings 1-yard line to set up a Patriots touchdown in the win at Minnesota (9/14). It is the longest interception return of his career; the previous long was a 50-yard return as a rookie in 2010 at Detroit (11/25) on Thanksgiving Day.

★ Intercepted Andrew Luck at the Patriots 22-yard line and returned it 10 yards in the win at Indianapolis (11/16). Also posted three tackles.

★ Started at safety and tallied a season-high nine tackles at Green Bay (11/30).

★ Registered three tackles, two passes defended, one special teams stop and his first career postseason interception in the AFC Divisional win vs. Baltimore (1/10).

★ Started at safety and played 52 of 53 defensive snaps in the Super Bowl XLIX win vs. Seattle (2/1),

finishing the game with five tackles.

## 2013 (15/15, 2/2)

- ★ Named a co-captain for the third straight year.
- ★ Earned Associated Press All-Pro Second Team honors for the second time.

★ Started 15 regular-season games and registered 75 tackles, one interception, nine passes defended, two forced fumbles, one fumble recovery and two special teams tackles. Also returned seven kickoffs for 132 yards.

★ Started both playoff contests and compiled nine tackles and one special teams tackle.

★ Was inactive for the regular-season finale vs. Buffalo (12/29) due to injury.

★ Made three tackles, defended a pass and returned a first-quarter fumble, the first fumble recovery of his career, 44 yards that led to a Patriots field goal vs. N.Y. Jets (9/12).

★ Registered a season-high 12 tackles at Atlanta (9/29), the fifth double-digit tackle effort of his career. Also forced a fumble that went out of bounds.

★ Made double-digit tackles (11) for the second straight game at Cincinnati (10/6), and forced a fumble. Also stepped in on kickoffs for an injured Leon Washington, returning three kicks for 74 yards.

★ Compiled five tackles vs. Miami (10/27) and initiated a fourth-quarter interception by tipping an errant Ryan Tannehill pass along the sideline to Marquice Cole, who hauled in the interception.

★ Tallied five tackles and a first-quarter interception vs. Pittsburgh (11/3) that set up a Patriots touchdown on the ensuing play.

★ Started at safety at Baltimore (12/22) and left in the third quarter with a head injury and did not return. Made three tackles and defended two passes before leaving the game.

★ Led the defense with nine tackles in the AFC Championship Game at Denver (1/19).

## HONORS & AWARDS

### 2014

Team Captain  
NFL Pro Bowl  
Pro Football Writer's Association All-AFC Team

### 2013

Team Captain  
Associated Press All-Pro: Second Team

### 2012

Team Captain  
AFC Special Teams Player of the Week (Wk 7)

### 2011

Team Captain

### 2010

Pro Bowl  
Associated Press All-Pro: Second Team  
Peter King's SI.com All-Pro  
Pro Football Weekly/PFWA All Rookie Team  
The Sporting News All-Pro Team

### 2012 (16/16, 2/2)

★ Elected a defensive co-captain by his teammates for the second consecutive season. Played both cornerback and safety and was utilized as a kick returner.

★ Started all 16 regular-season games and accumulated 89 tackles, five interceptions, 13 passes defended and two forced fumbles - one on defense, one on special teams. Also returned 27 kickoffs for 654 yards and his first career touchdown - a 104-yard return vs. N.Y. Jets (10/21).

★ Started both playoff games and compiled 15 tackles and one special teams tackle.

★ Began the season as the starter for the first six games at left cornerback, and moved to start at safety for the next eight games with the injuries to Patrick Chung and the acquisition of Aqib Talib. Moved back to start at left cornerback for the final two regular-season contests due to injuries in the secondary.

★ Three of his five interceptions came in the Patriots' end zone to stop a driving opponent: vs. Buffalo (11/11), vs. Houston (12/10) and vs. San Francisco (12/16).

★ Started at cornerback, was second on the team with seven tackles and let the team with two passes defended in the season-opening win at Tennessee (9/9).

★ Led the defense with four passes defended at Baltimore. (9/23). Also made seven tackles.

★ Started and made six tackles and intercepted two passes in the win at Buffalo (9/30). McCourty returned

### ELITE ALL-PRO COMPANY

Devin McCourty earned Associated Press All-Pro Second Team honors at safety for his performance in 2013. He also earned Second Team All-Pro Honors as a rookie in 2010 when he played cornerback. McCourty joins Pro Football Hall of Famers Rod Woodson and Ronnie Lott as the only NFL players to earn All-Pro honors at both safety and cornerback.

## ROOKIE LEADER

Devin McCourty tied for second in the NFL and led all rookies with seven interceptions in 2010. The seven interceptions by a Patriots rookie are second to the eight by Mike Haynes in 1976.

### MOST INTERCEPTIONS BY A PATRIOTS ROOKIE

Player	Interceptions	Year
Mike Haynes	8	1976
<b>Devin McCourty</b>	<b>7</b>	<b>2010</b>

### 2010 NFL INTERCEPTION LEADERS

Rank	Player	Interceptions
	Ed Reed (BAL)	8
	<b>Devin McCourty (NE)</b>	<b>7</b>
	Troy Polamalu (PIT)	7
	Asante Samuel (PHI)	7

the second pick 34 yards deep into Bills territory and the offense converted the turnover into a touchdown. It was the second two-interception game of his career.

★ Returned a first quarter kickoff 104 yards for a touchdown, marking the second-longest kickoff return in Patriots history, a key play in the Patriots overtime win vs. N.Y. Jets (10/21). Forced to start at safety due to injuries in the secondary and made three tackles.

★ Started his third straight game at safety and registered a season-high nine tackles, intercepted a Bills pass to seal the win on the final drive and forced a fumble on the Patriots goal line vs. Buffalo (11/11).

★ Compiled a season-high tying nine tackles on defense and forced a fumble on special teams that was returned by Julian Edelman for a touchdown in the win at N.Y. Jets (11/22).

★ Had a key interception in the win over Houston (12/10) in the Patriots end zone in the first quarter that led to a Patriots touchdown.

★ Picked off a pass in the end zone for the second straight week vs. San Francisco (12/16) to accompany his four tackles.

★ Shifted to left cornerback due to injuries in the secondary for the win at Jacksonville (12/23) and made five tackles.

### 2011 (14/14, 3/3)

★ Started all 14 of the games he played, missing two due to injury. Finished the season with 94 tackles, two interceptions, 13 passes defended and five special teams tackles.

★ Saw limited action at safety.

## RECORD RETURNING

Devin McCourty had a 104-yard kickoff return for a touchdown in the first quarter vs. the Jets (10/21/12), the second longest kickoff return in team history. Ellis Hobbs has the longest in team history with a 108-yard return for a touchdown at the New York Jets on Sept. 9, 2007. He was named AFC Special Teams Player of the Week for his performance.

### Longest Kickoff return in Patriots History

Ellis Hobbs	108TD at N.Y. Jets (9/9/07)
<b>Devin McCourty</b>	<b>104TD vs. N.Y. Jets (10/21/12)</b>

- ★ Started all three playoff games and made 19 tackles.
- ★ Recorded his first interception of the season at the Patriots 2-yard line on a deep Matt Moore pass. Added nine tackles and a career-high four passes defended vs. Miami (12/24).
- ★ Started Super Bowl XLVI vs. N.Y. Giants (2/5) and made seven tackles.

## 2010 (16/16, 1/1)

- ★ Selected to his first Pro Bowl, becoming the fourth Patriots player to be selected as a rookie (Mike Haynes, 1976; John Stephens, 1988; Curtis Martin, 1995).
- ★ Named to the Associated Press All-Pro Second Team.
- ★ Started all 16 regular-season games and the playoff game vs. N.Y. Jets (1/16).
- ★ Finished his rookie season with 83 tackles, one sack, 17 passes defended (tied for seventh in the league), two forced fumbles and a team-high seven interceptions - the second-most by a Patriots rookie behind Mike Haynes (eight in 1976). The seven interceptions tied for second in the NFL.
- ★ Played in and started his first NFL game in the season opener vs. Cincinnati (9/12), recording six tackles and a pass defended.
- ★ Registered his first NFL interception at San Diego (10/24) on a Philip Rivers pass in the second quarter.
- ★ Picked up a game-changing interception vs. Minnesota (10/31) off a Brett Favre pass intended for Percy Harvin at the Patriots' 26-yard line and returned it 37 yards. He also broke up a potential 59-yard touchdown pass from Favre to Harvin as well as a goal-line pass to Greg Lewis in the fourth quarter in a 28-18 win.
- ★ Intercepted a Peyton Manning pass vs. Indianapolis (11/21) in the third quarter at the Patriots' 39-yard line and batted down another Manning pass in the first quarter in a 31-28 win.
- ★ Recorded two interceptions on Thanksgiving at Detroit (11/25), picking off a Shaun Hill pass in the third quarter and returning it 23 yards to the Detroit 26-yard line, resulting in a Patriots touchdown four plays later. Also intercepted Hill in the fourth quarter, returning it 50 yards to the Detroit 12-yard line, setting up another Patriots touchdown.
- ★ Registered an interception in the third consecutive game vs. N.Y. Jets (12/6) after picking off Mark Sanchez at the New England six-yard line in the third quarter.
- ★ Forced a Johnny Knox fumble at Chicago (12/12) in the second quarter that Gary Guyton recovered and returned 35 yards for a touchdown in a 36-7 win.
- ★ Recorded his first career sack vs. Green Bay (12/19), bringing down Matt Flynn for a 4-yard loss on first down in the fourth quarter, starting off a defensive series in which the Patriots forced a key three-and-out while trailing 27-24 in a 31-27 win. Finished with 11 tackles and two passes defended, including stopping John Kuhn for no gain on second-and-goal from the 1-yard line in the fourth quarter, helping to force a Packers field goal.
- ★ Forced a Ryan Fitzpatrick fumble on a 14-yard scramble that was recovered by Eric Moore at the New England 37-yard line at Buffalo (12/26).

- ★ Intercepted a Chad Henne pass vs. Miami (1/2) on the fifth play of the game at the Patriots 47-yard line.

## COLLEGE

- ★ Started 39 of 52 games at cornerback at Rutgers, recording 238 tackles (149 solos) with a 4-yard sack, 14 stops for minus 34 yards, two pressures, two forced fumbles and five fumble recoveries.
- ★ Deflected 27 passes and intercepted six others for 105 yards in returns (17.5 avg.) and two TDs. Also blocked seven kicks (six punts, one field goal) for 102 yards in returns, as six blocks led to Rutgers scoring drives.
- ★ His 49 tackles on special teams were the most by a Big East player during the span of the 2006-09 seasons.
- ★ His two interception returns for touchdowns are tied for seventh on the conference season-record list.
- ★ His 98-yard kickoff return vs. UConn in 2009 tied Hall Conors (vs. Maryland in 1998) for the third-longest kickoff return in school history.
- ★ Academic All-Big East Conference in '06 and '07.
- ★ Earned *The NFL Draft Report* All-American and All-Big East Conference first-team honors, becoming the first conference player to earn that honor at two different positions in the same year (cornerback and special teams) as a senior.
- ★ First-team All-Big East Conference selection by *The NFL Draft Report* as a junior.

## PERSONAL

- ★ Devin McCourty was born on Aug. 13, 1987.
- ★ Attended Saint Joseph's (Montvale, N.J.) High School, where he and Jason were inducted into the school's hall of fame in the 2015 offseason.
- ★ His twin brother, Jason, was a teammate and fellow cornerback at Saint Joseph's High School and Rutgers. He was selected in the sixth round of the 2009 NFL Draft by the Tennessee Titans.
- ★ Was an all-league first-team defensive back in his final two seasons, as he played alongside his twin brother.
- ★ After his senior campaign, he was one of nine Rutgers recruits to play in the 2005 New York/New Jersey Governor's Bowl at Rutgers Stadium.
- ★ Also lettered in basketball, starting at point guard for a team that compiled a 26-2 record during his senior season.
- ★ Engaged to fiancée, Michelle.
- ★ Majored in sociology at Rutgers.



# DEVIN McCOURTY

Pos: DB Ht: 5-10 Wt: 195 Year: 6th Acq: D1-10 (27th) College: Rutgers Born: 8/13/87

REGULAR SEASON			TACKLES					INTERCEPTIONS						MISCELLANEOUS					KICK RETURNS					
Year	Team	G/S	TT	UT	A	S	Yds	NO	Yds	Avg	Lg	TD	PD	FF	FR	Yds	TD	SpT	No	Yds	Avg	Lg	TD	
2010	Patriots	16/16	83	71	12	1.0	4.0	7	110	15.7	50	0	17	2	0	0	0	12	0	0	0.0	0	0	
2011	Patriots	14/14	94	71	23	0.0	0.0	2	38	19.0	38	0	13	0	0	0	0	5	1	24	24.0	24	0	
2012	Patriots	16/16	89	63	26	0.0	0.0	5	53	10.6	34	0	13	2	0	0	0	3	27	654	24.2	104t	1	
2013	Patriots	15/15	75	59	16	0.0	0.0	1	0	0.0	0	0	9	2	1	44	0	2	7	132	18.9	27	0	
2014	Patriots	16/16	72	54	18	0.0	0.0	2	70	35.0	60	0	6	1	0	0	0	2	1	27	27.0	27	0	
2015	Patriots	14/14	62	48	13	1.0	13.0	1	27	0	0	0	5	0	0	0	0	2	1	0	0	0	0	
Totals – 6 Years			91/91	475	366	108	2.0	17.0	18	298	15.9	60	0	63	7	1	44	0	26	37	837	23.3	104t	1
Additional Statistics:			1 Special Teams Forced Fumble at N.Y. Jets (11/22/12).																					
POSTSEASON			TACKLES					INTERCEPTIONS						MISCELLANEOUS					KICK RETURNS					
Year	Team	G/S	TT	UT	A	S	Yds	NO	Yds	Avg	Lg	TD	PD	FF	FR	Yds	TD	SpT	No	Yds	Avg	Lg	TD	
2010	Patriots	1/1	2	2	0	0.0	0.0	0	0	0.0	0	0	0	0	0	0	0	0	1	0	0	0.0	0	0
2011	Patriots	3/3	19	14	5	0.0	0.0	0	0	0.0	0	0	0	0	0	0	0	0	0	0	0.0	0	0	
2012	Patriots	2/2	15	10	5	0.0	0.0	0	0	0.0	0	0	0	0	0	0	0	1	6	121	20.2	29	0	
2013	Patriots	2/2	9	9	0	0.0	0.0	0	0	0.0	0	0	0	0	0	0	0	0	0	0	0.0	0	0	
2014	Patriots	3/3	9	7	2	0.0	0.0	1	0	0.0	0	0	3	0	0	0	0	1	0	0	0.0	0	0	
2015	Patriots	1/1	5	3	2	0.0	0.0	0	0	0.0	0	0	1	0	0	0	0	0	0	0	0.0	0	0	
Totals – 6 Years			12/12	59	45	14	0.0	0.0	0	0	0.0	0	0	4	0	0	0	0	3	6	121	20.2	29	0

## McCOURTY'S CAREER GAME-BY-GAME

2010	Opponent	P/S	TT	UT	A	S	Yds	Int	Yds	PD	FF	FR	SpT
09/12	Cincinnati	S	6	6	0	-	-	-	1	-	-	-	1
09/19	N.Y. Jets	S	3	1	2	-	-	-	-	-	-	-	1
09/26	Buffalo	S	5	5	0	-	-	-	-	-	-	-	-
10/04	Miami	S	7	4	3	-	-	-	1	-	-	-	1
10/17	Baltimore	S	5	4	1	-	-	-	1	-	-	-	-
10/24	San Diego	S	3	3	0	-	1	0	1	-	-	-	-
10/31	Minnesota	S	5	5	0	-	1	37	3	-	-	-	1
11/07	Cleveland	S	7	6	1	-	-	-	-	-	-	-	-
11/14	Pittsburgh	S	10	9	1	-	-	1	-	-	-	-	2
11/21	Indianapolis	S	5	5	0	-	1	0	2	-	-	-	-
11/25	Detroit	S	4	3	1	-	2	73	2	-	-	-	4
12/06	N.Y. Jets	S	2	2	0	-	1	0	1	-	-	-	1
12/12	Chicago	S	4	4	0	-	-	-	1	1	-	-	-
12/19	Green Bay	S	11	9	2	1.0	4.0	-	1	-	-	-	-
12/26	Buffalo	S	5	4	1	-	-	-	-	1	-	-	-
01/02	Miami	S	1	1	0	-	1	0	2	-	-	-	1
<b>2010 Totals</b>		<b>16/16</b>	<b>83</b>	<b>71</b>	<b>12</b>	<b>1.0</b>	<b>4.0</b>	<b>7</b>	<b>110</b>	<b>17</b>	<b>2</b>	<b>0</b>	<b>12</b>
01/16	N.Y. Jets	S	2	2	0	-	-	-	-	-	-	-	1
<b>2010 Postseason</b>		<b>1/1</b>	<b>2</b>	<b>2</b>	<b>0</b>	<b>0.0</b>	<b>0.0</b>	<b>0</b>	<b>0</b>	<b>0</b>	<b>0</b>	<b>0</b>	<b>1</b>

2011	Opponent	P/S	TT	UT	A	S	Yds	Int	Yds	PD	FF	FR	SpT
09/12	Miami	S	11	10	1	-	-	-	2	-	-	-	1
09/18	N.Y. Jets	S	2	2	0	-	-	-	-	-	-	-	-
09/25	Buffalo	S	8	8	0	-	-	-	1	-	-	-	-
10/02	Oakland	S	9	7	2	-	-	-	-	-	-	-	-
10/09	N.Y. Jets	S	5	1	4	-	-	-	-	-	-	-	1
10/16	Dallas	S	6	4	2	-	-	-	-	-	-	-	-
10/30	Pittsburgh	S	11	7	4	-	-	-	-	-	-	-	-
11/06	N.Y. Giants	S	6	4	2	-	-	-	-	-	-	-	-
11/13	N.Y. Jets	S	3	3	0	-	-	-	-	-	-	-	1
11/21	Kansas City												
11/27	Philadelphia												
12/04	Indianapolis	S	4	4	0	-	-	-	-	-	-	-	-
12/11	Washington	S	9	7	2	-	-	-	3	-	-	-	1
12/18	Denver	S	4	4	0	-	-	-	1	-	-	-	1
12/24	Miami	S	9	5	4	-	1	0	5	-	-	-	-
01/01	Buffalo	S	7	5	2	-	1	38	1	-	-	-	-
<b>2011 Totals</b>		<b>14/14</b>	<b>94</b>	<b>71</b>	<b>23</b>	<b>0</b>	<b>0</b>	<b>2</b>	<b>38</b>	<b>13</b>	<b>0</b>	<b>0</b>	<b>5</b>
01/14	Denver	S	7	5	2	-	-	-	-	-	-	-	-
01/22	Baltimore	S	5	3	2	-	-	-	-	-	-	-	-

2012	Opponent	P/S	TT	UT	A	S	Yds	Int	Yds	PD	FF	FR	SpT
02/05	N.Y. Giants	S	7	6	1	-	-	-	-	-	-	-	-
<b>2012 Postseason</b>		<b>3/3</b>	<b>19</b>	<b>14</b>	<b>5</b>	<b>0.0</b>	<b>0.0</b>	<b>0</b>	<b>0</b>	<b>0</b>	<b>0</b>	<b>0</b>	<b>0</b>

2012	Opponent	P/S	TT	UT	A	S	Yds	Int	Yds	PD	FF	FR	SpT
09/09	Tennessee	S	7	5	2	-	-	-	2	-	-	-	-
09/16	Arizona	S	4	2	2	-	-	-	-	-	-	-	-
09/23	Baltimore	S	7	7	0	-	-	-	4	-	-	-	1
09/30	Buffalo	S	6	6	0	-	2	34	2	-	-	-	-
10/07	Denver	S	4	4	0	-	-	-	-	-	-	-	-
10/14	Seattle	S	5	5	0	-	-	1	-	-	-	-	-
10/21	N.Y. Jets	S	3	3	0	-	-	-	-	-	-	-	-
10/28	St. Louis	S	3	2	1	-	-	-	-	-	-	-	-
11/11	Buffalo	S	9	3	6	-	1	0	1	1	-	-	-
11/18	Indianapolis	S	8	5	3	-	-	-	1	-	-	-	-
11/22	N.Y. Jets	S	9	5	4	-	-	-	1	-	-	-	1
12/02	Miami	S	6	2	4	-	-	-	-	-	-	-	-
12/10	Houston	S	5	5	0	-	1	19	1	-	-	-	-
12/16	San Francisco	S	4	2	2	-	1	0	1	-	-	-	1
12/23	Jacksonville	S	5	3	2	-	-	-	-	-	-	-	-
12/30	Miami	S	4	4	0	-	-	-	-	-	-	-	-
<b>2012 Totals</b>		<b>16/16</b>	<b>89</b>	<b>63</b>	<b>26</b>	<b>0.0</b>	<b>0.0</b>	<b>5</b>	<b>53</b>	<b>13</b>	<b>2</b>	<b>0</b>	<b>3</b>
01/13	Houston	S	7	6	1	-	-	-	-	-	-	-	-
01/20	Baltimore	S	8	4	4	-	-	-	-	-	-	-	-
<b>2012 Postseason</b>		<b>2/2</b>	<b>15</b>	<b>10</b>	<b>5</b>	<b>0.0</b>	<b>0.0</b>	<b>0</b>	<b>0</b>	<b>0</b>	<b>0</b>	<b>0</b>	<b>1</b>

2013	Opponent	P/S	TT	UT	A	S	Yds	Int	Yds	PD	FF	FR	SpT
09/08	Buffalo	S	3	2	1	-	-	-	-	-	-	-	-
09/12	N.Y. Jets	S	3	2	1	-	-	-	2	-	-	1	-
09/22	Tampa Bay	S	2	1	1	-	-	-	1	-	-	-	-
09/29	Atlanta	S	12	10	2	-	-	-	1	-	-	-	-
10/06	Cincinnati	S	11	9	2	-	-	-	1	-	-	-	-
10/13	New Orleans	S	4	3	1	-	-	-	-	-	-	-	-
10/20	N.Y. Jets	S	7	5	2	-	-	-	2	-	-	-	-
10/27	Miami	S	5	4	1	-	-	-	1	-	-	-	1
11/03	Pittsburgh	S	5	5	0	-	1	0	1	-	-	-	1
11/18	Carolina	S	2	2	0	-	-	-	-	-	-	-	-
11/24	Denver	S	3	2	1	-	-	-	-	-	-	-	-
12/01	Houston	S	5	5	0	-	-	-	-	-	-	-	-
12/08	Cleveland	S	4	2	2	-	-	-	-	-	-	-	-
12/15	Miami	S	6	5	1	-	-	-	-	-	-	-	-
12/22	Baltimore	S	3	2	1	-	-	-	2	-	-	-	-

## PLAYERS

[illegible]



ROB  
**NINKOVICH**



**50**

HT: 6-2 WT: 260  
Born: 2/1/1984 Exp. (NFL/Patriots): 10/7  
GP/GS (Playoffs): 119/90 (13/12) Acq: FA-09  
College: Purdue Hometown: Blue Island, Ill.  
SUPER BOWLS: 14

**D E F E N S I V E   E N D**

## CAREER TRANSACTIONS

Rob Ninkovich was signed by the New England Patriots as a free agent on Aug. 2, 2009 ... Originally drafted by New Orleans in the fifth round (135th overall) of the 2006 draft ... Released by New Orleans (9/6/07) ... Claimed off waivers and awarded to Miami from New Orleans (9/7/07) ... Released by Miami (8/31/08) ... Signed by Miami to the practice squad (9/3/08) ... Signed by Miami to the 53-man roster from the practice squad (11/15/08) ... Released by Miami (11/21/08) ... Signed by Miami to the practice squad (11/22/08) ... Signed by New Orleans to the 53-man roster from the Miami practice squad (12/3/08) ... Released by New Orleans (7/30/09).

## CAREER HIGHLIGHTS

- ★ Named team captain for the first time in 2013.
- ★ Named to the *USA Today* All-Joe Team in 2013.
- ★ Entered the league as a fifth-round pick of New Orleans in 2006 and was waived four times by New Orleans and Miami before landing in New England on Aug. 2, 2009. He spent the 2009 offseason trying to make the New Orleans team as a long snapper. Before coming to the Patriots he had appeared in just eight games over three years.
- ★ Recorded the second-longest fumble return in Patriots history at San Diego (10/24/10), when he returned a Chargers fumble 63 yards to the San Diego 8-yard line.
- ★ Converted from defensive line to linebacker when he entered the NFL as a fifth-round pick of New Orleans in 2006.
- ★ Changed positions for the second time in his professional career, moving from linebacker to defensive end in 2012.
- ★ Became the first Patriots player since Andre Tippett (1985-87) to record at least eight sacks in three consecutive seasons, with eight sacks in 2012, eight sacks in 2013 and eight sacks in 2014.
- ★ His 13 fumble recoveries since 2010 are the most in the NFL over that span.
- ★ Was recruited to Purdue to play tight end before moving back to defense.

## SEASONAL REVIEWS

### 2015 (16/16, 1/1)

- ★ Named defensive co-captain for the second time in 2015.
- ★ Has started all 16 games of the season at left defensive end.
- ★ Recorded six tackles, four solo in the playoff victory vs. Kansas City (1/16).
- ★ Posted five tackles at Miami (1/3).
- ★ Posted four tackles, two solo, and one pass defended at N.Y. Jets (12/27).

- ★ Posted three tackles, two solo, in the win vs. Tennessee (12/20).
- ★ Recorded three tackles, two solo and sacked Brian Hoyer for an 8-yard loss in the third quarter of the win at Houston (12/13).
- ★ Recorded two tackles vs. Philadelphia (12/6).
- ★ Recorded six tackles, four solo, and sacked Brock Osweiler for no gain on third down, forcing the Broncos to punt in the first quarter of the game at Denver (11/29).
- ★ Recorded six tackles, four solo, teamed up with Dominique Easley to sack Tyrod Taylor on third down in the fourth quarter of the win vs. Buffalo (11/23), and sacked Tyrod Taylor for an 8-yard loss on the last drive of the game. The ball was stripped but recovered by the Bills.
- ★ Recorded four tackles, three solo and a 13-yard sack that pushed the Giants out of field goal range in the fourth quarter of the win at N.Y. Giants (11/15).
- ★ Recorded four tackles, including a tackle for a four yard loss on first-and-goal from the Patriots 9-yard line in the second quarter of the win vs. Washington (11/8). Also recovered Matt Jones fumble forced by Alan Branch on the first possession of the second half.
- ★ Recorded two tackles and a 10-yard sack on Ryan Tannehill in the fourth quarter of the win vs. Miami (10/29).
- ★ Batted down four passes and added two tackles in the win vs. the New York Jets (10/25).
- ★ Recorded one solo tackle in the win at Indianapolis (10/18).
- ★ Recorded one tackle and one pass defended in the win at Dallas (10/11).
- ★ Posted one solo tackle vs. Jacksonville (9/27).
- ★ Posted four tackles, three solo, in the win at Buffalo (9/20).
- ★ Recorded three tackles in the season opener vs. Pittsburgh (9/10).

### 2014 (16/16, 3/3)

- ★ Started all 16 regular-season games and tallied 56 tackles, a team-high eight sacks, one interception, two passes defended, one fumble recovery which he returned for a touchdown and one special teams tackle.
- ★ Became the first Patriots player with three consecutive eight-sack seasons since Andre Tippett (1985-87).
- ★ Played more snaps than any other defensive lineman in the NFL.
- ★ Started all three postseason contests and compiled 15 tackles, one sack and two passes defended.
- ★ Posted his first career three-sack game in the win at Buffalo (10/12), taking down former college teammate Kyle Orton for a total loss of 19 yards.
- ★ Recovered a fumble that was forced by Zach Moore and returned it 15 yards for a touchdown in the win vs. Chicago (10/26). It was his second career touchdown

and he has an NFL-best 13 career opponent fumble recoveries since 2010.

★ Intercepted a first-half Peyton Manning pass in Broncos territory in the first half of the win vs. Denver (11/2) and returned it 11 yards. The turnover led to a Patriots touchdown. Also tallied four tackles.

★ Started at defensive end at Green Bay (11/30) and handled long snapping duties for the first time in a regular-season game due to an injury to Danny Aiken. Also posted five tackles on defense.

★ Started at defensive end and played every defensive snap in the win vs. Miami (12/14), finishing with three tackles, one pass defended and his team-high eighth sack.

★ Started at defensive end and played every snap in the Super Bowl XLIX win vs. Seattle (2/1), finishing with six tackles and a key fourth-quarter sack that forced Seattle to punt.

### 2013 (16/16, 2/2)

★ Named a captain for the first time.

★ Named to the *USA Today* All-Joe Team.

★ Started all 16 regular-season games and registered a career-high 93 tackles, eight sacks, two forced fumbles and two fumble recoveries.

★ Extended consecutive regular-season games played streak to 70.

★ Started both postseason contests and made three tackles.

★ Started at left defensive end at Buffalo (9/8) and recovered a fumble. The takeaway led to a Patriots touchdown. Also registered eight tackles.

★ Recovered a third-quarter fumble that was forced on a sack by Logan Ryan in the third quarter vs. Miami (10/27). Also compiled four tackles and a sack that led to a Chandler Jones blocked field goal.

★ Compiled six tackles and his first strip-sack of the season vs. Pittsburgh (11/3) on the Steelers first drive. The fumble was recovered by the Patriots. Left the game in the third quarter with a foot injury and did not return.

★ Returned to action and compiled his second career multiple-sack game at Carolina (11/18).

★ Posted the first double-digit tackle game of his career with a career-high 11 tackles vs. Denver (11/24).

★ Equaled his career high by picking up his eighth sack of the year in the regular-season finale vs. Buffalo (12/29).

### 2012 (16/16, 2/2)

★ Moved from linebacker to defensive end and started all 16 regular-season contests and compiled 61 tackles, eight sacks, one pass defended, a career-high five forced fumbles and four fumble recoveries.

★ Started both playoff games and accumulated 12 tackles and two sacks, one interception and two passes defended.

★ His four strip-sacks were tied for the second most in a single season in team history. Three were recovered by New England:

- Week 4 at Buffalo (Recovered by BUF)
- Week 5 vs. Denver (Recovered by NE)
- Week 7 vs. N.Y. Jets (Recovered by NE)
- Week 11 vs. Indianapolis (Recovered by NE)

★ Started in the win at Buffalo (9/30) and made five tackles, including a strip sack of Ryan Fitzpatrick for 5 yards.

★ Became second player in as many weeks, joining

## EXTRA POINTS

★ Rob Ninkovich's journey to the Patriots was not easy. He entered the league as a fifth-round pick of New Orleans in 2006 and was waived four times by New Orleans and Miami before landing in New England on Aug. 2, 2009. He spent the 2009 offseason trying to make the New Orleans team as a long snapper. Before coming to the Patriots he had appeared in just eight games over three years.

★ Ninkovich had double the reason to celebrate on Feb. 1, 2015. Not only was it his 31st birthday, but the Patriots won Super Bowl XLIX the same day. "This is the best birthday gift I could ever imagine," Ninkovich told Sportsnet Canada.

Brandon Spikes, and eighth player in team history to force two or more fumbles in a game vs. Denver (10/7). His first forced fumble came on a strip-sack of Peyton Manning in the third quarter that led to a touchdown and the second was late in the game deep in Patriots territory that sealed the win for the Patriots.

★ Made six tackles and finished with a ½ sack in the overtime win vs. N.Y. Jets (10/21), including the final play of the game where he and Jermaine Cunningham combined for a sack and Ninkovich forced and recovered a fumble to end the game.

★ Compiled a season-high seven tackles and a strip-sack of Andrew Luck that he recovered. The turnover led to a Patriots touchdown in the win vs. Indianapolis (11/18).

★ Had five tackles and his career-high and team leading eighth sack of the season vs. San Francisco (12/16).

★ Started at left end in the win vs. Miami (12/30), but left in the second quarter with a hip injury and did not return.

★ Compiled four tackles and an interception that the Patriots converted into a touchdown in the AFC Divisional Playoff win vs. Houston (1/13).

★ Tallied eight tackles and two sacks in the AFC Championship vs. Baltimore (1/20).

### 2011 (16/16, 3/3)

★ Started all 16 regular-season games and finished with 62 tackles and compiled 6½ sacks for 54 yards. Also scored his first career touchdown on an interception return.

★ Started all three playoff games and made 16 tackles and two sacks for 12½ yards.

★ Recovered a muffed punt vs. N.Y. Giants (11/6) that led to a field goal.

★ Keyed the Patriots defense in a win at the N.Y. Jets (11/13) on Sunday Night Football with five tackles and two second-half interceptions, the latter a 12-yard pick-six for his first career touchdown to seal a 37-16 win.

★ Started and collected five tackles and 1½ sacks for 9½ yards vs. Denver (1/14) in the AFC Divisional Playoff.

## LEAGUE LEADER SINCE 2010

Ninkovich has more opponent fumble recoveries (13) over the last five seasons (2010-2014) than any other NFL player. Houston's J.J. Watt is second during that span with 11 opponent fumble recoveries.

## HONORS & AWARDS

**2013**

Team Captain

*USA Today* All-Joe Team

to a Patriots touchdown.

### 2010 (16/10, 1/1)

★ Played in all 16 regular-season games with 10 starts and finished the season with 58 total tackles on defense, four sacks, two interceptions, three passes defended, three fumble recoveries and 11 special teams tackles. His three fumble recoveries tied for first in the AFC and third in the NFL.

★ Was credited with his first career fumble recovery when James Sanders stripped RB Cedric Benson in the first quarter of the season opener vs. Cincinnati (9/12) to give the Patriots possession on the Bengals 28-yard line.

★ Made his first career start at N.Y. Jets (9/19), registering five tackles and one special teams tackle.

★ Recorded his first two NFL interceptions at Miami (10/4), picking off QB Chad Henne in the first quarter and again in the second quarter, marking the first two-interception game for a Patriot since Leigh Bodden had three vs. NY. Jets on Nov. 22, 2009. Ninkovich also added his second career sack in the fourth quarter.

★ Registered a career-high nine tackles vs. Baltimore (10/17).

★ Returned a fumble 63 yards at San Diego (10/24) to the Chargers' 8-yard line, setting up a field goal by Stephen Gostkowski (10/24). The return was the second-longest fumble return in Patriots history, second only to Richard Seymour's 68-yard touchdown return (10/3/04). Registered one tackle.

★ Recorded the first two-sack game of his career vs. Miami (1/2), dropping Tyler Thigpen for a 3-yard loss in the second quarter and an 8-yard loss in the fourth quarter. Also recovered a Chad Henne fumble at the New England 41-yard line that was forced by Eric Moore, ultimately leading to a Patriots field goal in a 38-7 win.

### 2009 (15/0, 1/0)

★ Waived by New Orleans late in July and was signed by New England on Aug. 2, 2009.

★ Played in 15 regular-season games, tallying two passes defended and 11 special teams tackles.

★ Played on special teams in the postseason game vs. Baltimore (1/10).

★ Was inactive vs. N.Y. Jets (11/22).

★ Saw significant action at outside linebacker at Denver (10/11) and registered his first NFL sack hauling down former Purdue teammate Kyle Orton for a 3-yard loss in the second quarter.

★ Tallied four tackles on defense in the 59-0 victory vs. Tennessee (10/18).

### 2008 (1/0 – Miami)

★ Began the season on the Miami practice squad.

★ Was signed from the practice squad to the 53-man roster on Nov. 15 and saw action in a reserve role vs. Oakland (11/16).

★ Was waived by Miami on Nov. 20 and re-signed to the Miami practice squad.

## FORCING THE ISSUE

Rob Ninkovich forced two fumbles vs. Denver (10/7/12) to become one of nine Patriots players to record at least two forced fumbles in a single game.

### Most Forced Fumbles in a game/ Patriots History

Player	Fumbles
Mike Vrabel (10/28/07 vs. Washington)	3
<b>Rob Ninkovich (10/07/12 vs. Denver)</b>	<b>2</b>
Kyle Arrington (09/08/13 at Buffalo)	2
Brandon Spikes (09/30/12 at Buffalo)	2
Adalius Thomas (12/16/07 vs. NY Jets)	2
Rosevelt Colvin (09/16/07 vs. San Diego)	2
Roman Phifer (11/23/02 vs. Minnesota)	2
Tebucky Jones (12/22/01 vs. Miami)	2
Ferric Collons (10/20/96 at Indianapolis)	2

### 2008 (0/0 – New Orleans)

★ Signed by New Orleans off the Miami practice squad on Dec. 3 and was inactive for the final four games of the season.

### 2007 (4/0 – Miami)

★ Played in four games for Miami in a reserve role.

★ Was inactive for 12 contests.

★ Finished the year with two special teams tackles.

### 2006 (3/0 – New Orleans)

★ As a rookie with the Saints, played in three games as a reserve and posted two tackles and a pass defended on defense and two special teams tackles.

★ Sustained a knee injury in a Week 3 game vs. Atlanta (9/25) and was placed on injured reserve.

## COLLEGE

★ Was a two-year letterman at Purdue (2004-05) during which time he played in 23 games with five starts.

★ Amassed 71 tackles, 16 sacks, two interceptions, two forced fumbles and a fumble recovery during that time.

★ As a senior, was a second-team All-Big Ten selection when he registered 48 tackles, eight sacks, two interceptions, two forced fumbles and one fumble recovery.

★ Also caught a 1-yard touchdown pass from Curtis Painter in a 37-3 win over Illinois.

★ Matched his single-game career high with four sacks against Indiana for the second year in a row.

★ Tallied eight sacks as a junior, including two in a 41-16 victory over Notre Dame. Also hauled in a 2-yard touchdown pass from Kyle Orton.

★ Transferred to Purdue following a two-year stint at Joliet (Ill.) Junior College (2002-03).

★ While there, set the school single-season record for sacks with 16 in 2003.

★ Helped Joliet Junior College to the NJCAA National Championship as a freshman in 2002.

## PERSONAL

★ Robert Michael Ninkovich was born on Feb. 1, 1984, in Blue Island, Ill.

★ Attended Lincoln-Way Central High School in New Lenox, Ill., where he played defensive end and tight end.

★ Also lettered in baseball.

★ Majored in organizational leadership and supervision at Purdue



# ROB NINKOVICH

Pos: DE Ht: 6-2 Wt: 260 Year: 10th Acq: FA-09 College: Purdue Born: 2/1/84

REGULAR SEASON			TACKLES					INTERCEPTIONS					MISCELLANEOUS					
Year	Team	G/S	TT	UT	A	S	Yds	No	Yds	Avg	Lg	TD	PD	FF	FR	Yds	TD	SpT
2006	Saints	3/0	2	2	0	0.0	0.0	0	0	0.0	0	0	1	0	0	0	0	2
2007	Dolphins	4/0	0	0	0	0.0	0.0	0	0	0.0	0	0	0	0	0	0	0	2
2008	Dolphins/Saints	1/0	0	0	0	0.0	0.0	0	0	0.0	0	0	0	0	0	0	0	0
2009	Patriots	15/0	10	5	5	1.0	3.0	0	0	0.0	0	0	2	0	0	0	0	11
2010	Patriots	16/10	58	35	23	4.0	25.0	2	1	0.5	1	0	3	0	3	63	0	11
2011	Patriots	16/16	62	46	16	6.5	54.0	2	30	15.0	18	1	4	1	3	0	0	1
2012	Patriots	16/16	61	47	14	8.0	50.5	0	0	0.0	0	0	0	5	4	0	0	0
2013	Patriots	16/16	93	65	28	8.0	38.0	0	0	0.0	0	0	1	2	2	0	0	0
2014	Patriots	16/16	56	45	11	8.0	54.0	1	11	11.0	11	0	2	0	1	15	1	1
2015	Patriots	16/16	53	33	19	6.5	45.0	0	0	0	0	0	6	1	1	0	0	0
Totals – 10 Years		119/90	391	278	116	42.0	269.5	5	42	8.4	18	1	19	9	14	78	1	28
Additional Statistics: 1 Recovered Muffed Punt vs. N.Y. Giants (11/6/11); 1 Kick Return for 10 yards vs. Buffalo (9/25/11).																		
POSTSEASON			TACKLES					INTERCEPTIONS					MISCELLANEOUS					
Year	Team	G/S	TT	UT	A	S	Yds	No	Yds	Avg	Lg	TD	PD	FF	FR	Yds	TD	SpT
2009	Patriots	1/0	0	0	0	0.0	0.0	0	0	0.0	0	0	0	0	0	0	0	0
2010	Patriots	1/1	4	2	2	0.0	0.0	0	0	0.0	0	0	2	0	0	0	0	0
2011	Patriots	3/3	16	8	8	2.0	12.5	0	0	0.0	0	0	0	1	0	0	0	0
2012	Patriots	2/2	12	6	6	2.0	5.0	1	6	6.0	6	0	2	0	0	0	0	0
2013	Patriots	2/2	3	3	0	0.0	0.0	0	0	0.0	0	0	0	0	0	0	0	0
2014	Patriots	3/3	15	8	7	1.0	8.0	0	0	0.0	0	0	2	0	0	0	0	0
2015	Patriots	1/1	6	4	2	0.0	0.0	0	0	0.0	0	0	0	0	0	0	0	0
Totals – 7 Years		13/12	56	31	25	5.0	25.5	1	6	6.0	6	0	6	1	0	0	0	0

## NINKOVICH'S CAREER GAME-BY-GAME

2006	Opponent	P/S	TT	UT	A	S	Yds	Int	Yds	PD	FF	FR	SpT
09/10	at Cleveland	p	1	1	0	-	-	-	-	-	-	-	2
09/17	at Green Bay	p	1	1	0	-	-	-	1	-	-	-	-
09/25	Atlanta	p	0	0	0	-	-	-	-	-	-	-	-
10/1	at Carolina	Placed on injured reserve											
<b>2006 Totals</b>		<b>3/0</b>	<b>2</b>	<b>2</b>	<b>0</b>	<b>0.0</b>	<b>0.0</b>	<b>0</b>	<b>0</b>	<b>1</b>	<b>0</b>	<b>0</b>	<b>2</b>
2007	Opponent	P/S	TT	UT	A	S	Yds	Int	Yds	PD	FF	FR	SpT
09/09	at Washington	Inactive											
09/16	Dallas	p	0	0	0	-	-	-	-	-	-	-	-
09/23	at N.Y. Jets	p	0	0	0	-	-	-	-	-	-	-	1
09/30	Oakland	Inactive											
10/07	at Houston	Inactive											
10/14	at Cleveland	Inactive											
10/21	New England	Inactive											
10/28	N.Y. Giants	p	0	0	0	-	-	-	-	-	-	-	1
11/11	Buffalo	Inactive											
11/18	at Philadelphia	Inactive											
11/26	at Pittsburgh	Inactive											
12/02	N.Y. Jets	Inactive											
12/09	at Buffalo	p	0	0	0	-	-	-	-	-	-	-	-
12/16	Baltimore	Inactive											
12/23	at New England	Inactive											
12/30	Cincinnati	Inactive											
<b>2007 Totals</b>		<b>4/0</b>	<b>0</b>	<b>0</b>	<b>0</b>	<b>0.0</b>	<b>0.0</b>	<b>0</b>	<b>0</b>	<b>0</b>	<b>0</b>	<b>0</b>	<b>2</b>
2008	Opponent	P/S	TT	UT	A	S	Yds	Int	Yds	PD	FF	FR	SpT
Signed by Miami to 53-man roster from practice squad (11/15/08)													
11/16	Oakland	p	0	0	0	-	-	-	-	-	-	-	-
Released by Miami (11/21/08); Signed by Miami to practice squad (11/22/08)													
Signed by New Orleans to 53-man roster from Miami practice squad (12/3/08)													
12/07	Atlanta	Inactive											
12/11	at Chicago	Inactive											
12/21	at Detroit	Inactive											
12/28	Carolina	Inactive											
<b>2008 Totals</b>		<b>1/0</b>	<b>0</b>	<b>0</b>	<b>0</b>	<b>0.0</b>	<b>0.0</b>	<b>0</b>	<b>0</b>	<b>0</b>	<b>0</b>	<b>0</b>	<b>0</b>
2009	Opponent	P/S	TT	UT	A	S	Yds	Int	Yds	PD	FF	FR	SpT
09/14	Buffalo	p	1	0	1	-	-	-	-	-	-	-	-
09/20	at N.Y. Jets	p	0	0	0	-	-	-	-	-	-	-	-
09/27	Atlanta	p	0	0	0	-	-	-	-	-	-	-	1
10/04	Ravens	p	0	0	0	-	-	-	-	-	-	-	1
10/11	at Denver	p	1	1	0	1.0	3.0	-	-	1	-	-	-
10/18	Tennessee	p	4	2	2	-	-	-	-	-	-	-	2
10/25	at Tampa Bay	p	0	0	0	-	-	-	-	-	-	-	-
11/08	Miami	p	0	0	0	-	-	-	-	-	-	-	-
11/15	at Indianapolis	p	0	0	0	-	-	-	-	-	-	-	-
11/22	N.Y. Jets	Inactive											
11/30	at New Orleans	p	0	0	0	-	-	-	-	-	-	-	1
12/06	at Miami	p	0	0	0	-	-	-	-	-	-	-	1
12/13	Carolina	p	1	0	1	-	-	-	-	-	-	-	1
12/20	at Buffalo	p	1	0	1	-	-	-	-	-	-	-	-
12/27	Jacksonville	p	1	1	0	-	-	-	-	-	-	-	3
01/03	at Houston	p	1	1	0	-	-	-	-	1	-	-	1
<b>2009 Totals</b>		<b>15/0</b>	<b>10</b>	<b>5</b>	<b>5</b>	<b>1.0</b>	<b>3.0</b>	<b>0</b>	<b>0</b>	<b>2</b>	<b>0</b>	<b>0</b>	<b>11</b>
01/10	Baltimore	p	0	0	0	-	-	-	-	-	-	-	-
<b>2009 Postseason</b>		<b>1/0</b>	<b>0</b>	<b>0</b>	<b>0</b>	<b>0.0</b>	<b>0.0</b>	<b>0</b>	<b>0</b>	<b>0</b>	<b>0</b>	<b>0</b>	<b>0</b>
2010	Opponent	P/S	TT	UT	A	S	Yds	Int	Yds	PD	FF	FR	SpT
09/12	Cincinnati	p	4	2	2	-	-	-	-	-	-	-	1
09/19	at N.Y. Jets	S	5	3	2	-	-	-	-	-	-	-	1
09/26	Buffalo	S	2	0	2	-	-	-	-	-	-	-	-

# NINKOVICH'S CAREER GAME-BY-GAME (CONT.)

10/04 at Miami	S	5	3	2	1.0	7.0	2	1	2	-	-	1
10/17 Baltimore	S	9	8	1	-	-	-	-	-	-	-	-
10/24 at San Diego	S	1	1	0	-	-	-	-	-	1	-	-
10/31 Minnesota	S	3	1	2	-	-	-	-	-	-	1	-
11/07 at Cleveland	S	4	1	3	-	-	-	-	-	-	-	-
11/14 at Pittsburgh	S	3	2	1	-	-	-	-	-	-	-	-
11/21 Indianapolis	p	2	0	2	-	-	-	-	-	-	-	-
11/25 at Detroit	p	2	0	2	-	-	-	-	-	-	-	-
12/06 N.Y. Jets	p	2	2	0	-	-	-	-	-	-	1	-
12/12 at Chicago	S	2	1	1	-	-	-	-	1	-	3	-
12/19 Green Bay	p	6	5	1	1.0	7.0	-	-	-	-	1	-
12/26 at Buffalo	p	3	2	1	-	-	-	-	-	-	1	-
01/02 Miami	S	5	4	1	2.0	11.0	-	-	-	-	1	1
<b>2010 Totals</b>	<b>16/10</b>	<b>58</b>	<b>35</b>	<b>23</b>	<b>4.0</b>	<b>25.0</b>	<b>2</b>	<b>1</b>	<b>3</b>	<b>0</b>	<b>3</b>	<b>11</b>
01/16 N.Y. Jets	S	4	2	2	-	-	-	-	-	2	-	-
<b>2010 Postseason</b>	<b>1/1</b>	<b>4</b>	<b>2</b>	<b>2</b>	<b>0.0</b>	<b>0.0</b>	<b>0</b>	<b>0</b>	<b>0</b>	<b>2</b>	<b>0</b>	<b>0</b>
<b>2011 Opponent</b>	<b>P/S</b>	<b>TT</b>	<b>UT</b>	<b>A</b>	<b>S</b>	<b>Yds</b>	<b>Int</b>	<b>Yds</b>	<b>PD</b>	<b>FF</b>	<b>FR</b>	<b>SpT</b>
09/12 at Miami	S	1	1	0	-	-	-	-	-	-	-	-
09/18 San Diego	S	0	0	0	1.0	0.0	-	-	-	1	-	-
09/25 at Buffalo	S	1	1	0	-	-	-	-	-	-	-	-
10/02 at Oakland	S	5	4	1	-	-	-	-	-	-	-	-
10/09 N.Y. Jets	S	6	3	3	0.5	0.0	-	-	-	-	-	-
10/16 Dallas	S	5	3	2	-	-	-	-	1	-	-	-
10/30 at Pittsburgh	S	3	2	1	-	-	-	-	-	-	-	-
11/06 N.Y. Giants	S	7	2	5	-	-	-	-	1	-	-	-
11/13 at N.Y. Jets	S	5	5	0	-	-	2	30	2	-	-	-
11/21 Kansas City	S	6	6	0	1.0	5.0	-	-	-	-	-	-
11/27 at Philadelphia	S	3	3	0	1.0	7.0	-	-	-	-	-	-
12/04 Indianapolis	S	3	3	0	1.0	8.0	-	-	-	-	-	-
12/11 at Washington	S	6	6	0	-	-	-	-	-	-	-	-
12/18 at Denver	S	5	4	1	1.0	28.0	-	-	-	1	-	-
12/24 Miami	S	4	3	1	1.0	6.0	-	-	-	1	-	1
01/01 Buffalo	S	2	0	2	-	-	-	-	-	-	-	-
<b>2011 Totals</b>	<b>16/16</b>	<b>62</b>	<b>46</b>	<b>16</b>	<b>6.5</b>	<b>54.0</b>	<b>2</b>	<b>30</b>	<b>4</b>	<b>1</b>	<b>2</b>	<b>1</b>
01/14 Denver	S	5	4	1	1.5	9.5	-	-	-	1	-	-
01/22 Baltimore	S	7	1	6	-	-	-	-	-	-	-	-
02/05 N.Y. Giants	S	4	3	1	0.5	3.0	-	-	-	-	-	-
<b>2011 Postseason</b>	<b>3/3</b>	<b>16</b>	<b>8</b>	<b>8</b>	<b>2.0</b>	<b>12.5</b>	<b>0</b>	<b>0</b>	<b>0</b>	<b>1</b>	<b>0</b>	<b>0</b>
<b>2012 Opponent</b>	<b>P/S</b>	<b>TT</b>	<b>UT</b>	<b>A</b>	<b>S</b>	<b>Yds</b>	<b>Int</b>	<b>Yds</b>	<b>PD</b>	<b>FF</b>	<b>FR</b>	<b>SpT</b>
09/09 at Tennessee	S	0	0	0	-	-	-	-	-	-	-	-
09/16 Arizona	S	5	3	2	0.5	0.0	-	-	-	-	-	-
09/23 at Baltimore	S	1	1	0	-	-	-	-	-	-	-	-
09/30 at Buffalo	S	5	4	1	1.0	5.0	-	-	1	-	-	-
10/07 Denver	S	6	3	3	1.0	6.0	-	-	2	-	-	-
10/14 at Seattle	S	3	3	0	-	-	-	-	-	1	-	-
10/21 N.Y. Jets	S	6	6	0	0.5	7.5	-	-	-	1	-	-
10/28 at St. Louis	S	6	6	0	1.0	8.0	-	-	-	-	-	-
11/11 Buffalo	S	3	3	0	1.0	2.0	-	-	-	-	-	-
11/18 Indianapolis	S	7	7	0	1.0	5.0	-	-	-	1	-	-
11/22 at N.Y. Jets	S	2	0	2	-	-	-	-	-	1	-	-
12/02 at Miami	S	3	3	0	-	-	-	-	-	-	-	-
12/10 Houston	S	5	3	2	1.0	4.0	-	-	-	-	-	-

12/16 San Francisco	S	5	2	3	1.0	13.0	-	-	-	-	-	-
12/23 at Jacksonville	S	4	3	1	-	-	-	-	-	-	-	-
12/30 Miami	S	0	0	0	-	-	-	-	-	-	-	-
<b>2012 Totals</b>	<b>16/16</b>	<b>61</b>	<b>47</b>	<b>14</b>	<b>8.0</b>	<b>50.5</b>	<b>0</b>	<b>0</b>	<b>0</b>	<b>5</b>	<b>4</b>	<b>0</b>
01/13 Houston	S	4	2	2	-	-	1	6	2	-	-	-
01/20 Baltimore	S	8	4	4	2.0	5.0	-	-	-	-	-	-
<b>2012 Postseason</b>	<b>2/2</b>	<b>12</b>	<b>6</b>	<b>6</b>	<b>2.0</b>	<b>5.0</b>	<b>1</b>	<b>6</b>	<b>2</b>	<b>0</b>	<b>0</b>	<b>0</b>
<b>2013 Opponent</b>	<b>P/S</b>	<b>TT</b>	<b>UT</b>	<b>A</b>	<b>S</b>	<b>Yds</b>	<b>Int</b>	<b>Yds</b>	<b>PD</b>	<b>FF</b>	<b>FR</b>	<b>SpT</b>
09/08 at Buffalo	S	8	5	3	-	-	-	-	-	1	-	-
09/12 N.Y. Jets	S	7	6	1	-	-	-	-	-	1	-	-
09/22 Tampa Bay	S	4	1	3	0.5	1.0	-	-	-	-	-	-
09/29 at Atlanta	S	2	1	1	-	-	-	-	-	-	-	-
10/06 at Cincinnati	S	2	1	1	0.5	4.0	-	-	-	-	-	-
10/13 New Orleans	S	6	4	2	-	-	-	-	-	-	-	-
10/20 at N.Y. Jets	S	7	3	4	-	-	-	-	-	-	-	-
10/27 Miami	S	4	3	1	1.0	6.0	-	-	1	-	1	-
11/03 Pittsburgh	S	6	3	3	1.0	6.0	-	-	-	1	-	-
11/18 at Carolina	S	9	9	0	2.0	7.0	-	-	-	-	-	-
11/24 Denver	S	11	6	5	-	-	-	-	-	-	-	-
12/01 at Houston	S	5	4	1	-	-	-	-	-	-	-	-
12/08 Cleveland	S	10	8	2	1.0	5.0	-	-	-	-	-	-
12/15 at Miami	S	2	2	0	-	-	-	-	-	-	-	-
12/22 at Baltimore	S	5	5	0	1.0	5.0	-	-	-	-	-	-
12/29 Buffalo	S	5	4	1	1.0	4.0	-	-	-	-	-	-
<b>2013 Totals</b>	<b>16/16</b>	<b>93</b>	<b>65</b>	<b>28</b>	<b>8.0</b>	<b>38.0</b>	<b>0</b>	<b>0</b>	<b>1</b>	<b>2</b>	<b>2</b>	<b>0</b>
01/11 Indianapolis	S	1	1	0	-	-	-	-	-	-	-	-
01/19 at Denver	S	2	2	0	-	-	-	-	-	-	-	-
<b>2013 Postseason</b>	<b>16/16</b>	<b>3</b>	<b>3</b>	<b>0</b>	<b>0.0</b>	<b>0.0</b>	<b>0</b>	<b>0</b>	<b>0</b>	<b>0</b>	<b>0</b>	<b>0</b>
<b>2014 Opponent</b>	<b>P/S</b>	<b>TT</b>	<b>UT</b>	<b>A</b>	<b>S</b>	<b>Yds</b>	<b>Int</b>	<b>Yds</b>	<b>PD</b>	<b>FF</b>	<b>FR</b>	<b>SpT</b>
09/07 at Miami	S	3	3	0	-	-	-	-	-	-	-	1
09/14 at Minnesota	S	3	3	0	1.0	10.0	-	-	-	-	-	-
09/21 Oakland	S	4	2	2	-	-	-	-	-	-	-	-
09/29 at Kansas City	S	2	2	0	-	-	-	-	-	-	-	-
10/05 Cincinnati	S	3	2	1	-	-	-	-	-	-	-	-
10/12 at Buffalo	S	6	4	2	3.0	19.0	-	-	-	-	-	-
10/16 N.Y. Jets	S	4	4	0	-	-	-	-	-	-	-	-
10/26 Chicago	S	1	1	0	-	-	-	-	-	-	1	-
11/02 Denver	S	4	3	1	-	-	1	11	1	-	-	-
11/16 at Indianapolis	S	4	3	1	1.0	0.0	-	-	-	-	-	-
11/23 Detroit	S	3	2	1	1.0	9.0	-	-	-	-	-	-
11/30 at Green Bay	S	5	5	0	-	-	-	-	-	-	-	-
12/07 at San Diego	S	5	5	0	1.0	7.0	-	-	-	-	-	-
12/14 Miami	S	3	3	0	1.0	9.0	-	-	-	1	-	-
12/21 at N.Y. Jets	S	3	2	1	-	-	-	-	-	-	-	-
12/28 Buffalo	S	3	1	2	-	-	-	-	-	-	-	-
<b>2014 Totals</b>	<b>16/16</b>	<b>56</b>	<b>45</b>	<b>11</b>	<b>8.0</b>	<b>54.0</b>	<b>1</b>	<b>11</b>	<b>2</b>	<b>0</b>	<b>1</b>	<b>1</b>
01/10 Baltimore	S	6	2	4	-	-	-	-	-	-	-	-
01/18 Indianapolis	S	3	3	0	-	-	-	-	-	2	-	-
02/01 Seattle	S	6	3	3	1.0	8.0	-	-	-	-	-	-
<b>2014 Postseason</b>	<b>3/3</b>	<b>15</b>	<b>8</b>	<b>7</b>	<b>1.0</b>	<b>8.0</b>	<b>0</b>	<b>0</b>	<b>2</b>	<b>0</b>	<b>0</b>	<b>0</b>



# JORDAN RICHARDS



# 37

HT: 5-11 WT: 210

Born: 1/21/1993 Exp. (NFL/Patriots): Rookie 3  
GP/GS (Playoffs): 14/2 (1/0) Acq: D2-15 (64th)

College: Stanford Hometown: Folsom, Calif.

**D E F E N S I V E   B A C K**

## CAREER TRANSACTIONS

Jordan Richards was drafted by the New England Patriots in the second round (64th overall) of the 2015 NFL Draft.

## SEASONAL REVIEWS

**2015 (14/2, 1/1)**

- ★ Made his playoff debut and contributed on defense and special teams in the playoff victory vs. Kansas City (1/16).
- ★ Posted one tackle at Miami (1/3).
- ★ Started at safety and had seven tackles, five solo, at N.Y. Jets (12/27).
- ★ Made his first NFL start at defensive back and posted two solo tackles, one pass defended and one special teams stop in the win vs. Tennessee (12/20).
- ★ Contributed on defense and special teams in the win at Houston (12/13).
- ★ Was inactive vs. Philadelphia (12/6).
- ★ Was inactive at Denver (11/29).
- ★ Contributed on special teams in the win vs. Buffalo (11/23).
- ★ Contributed at safety and on special teams in the win vs. N.Y. Giants (11/15).
- ★ Contributed at safety and on special teams in the win vs. Washington (11/8).
- ★ Recorded two tackles in the win vs. Miami (10/29).
- ★ Posted one tackle as a safety on defense and one tackle on special teams in the win vs. the New York Jets (10/25).
- ★ Contributed on defense and special teams, posting one solo tackle in the win at Indianapolis (10/18).

★ Contributed on defense and special teams, posting one solo tackle in the win at Dallas (10/11).

★ Made his debut on defense, playing some safety in the win vs. Jacksonville (9/27). Richards tallied two solo tackles and one pass defended.

★ Contributed on special teams through the first two games of the season.

## COLLEGE

★ Played in 54 games with 44 starts over his career and registered 247 tackles, one sack, nine interceptions with one returned for a touchdown, 24 passes defended and five forced fumbles.

★ Was an All-Pac-12 first team selection twice and an All-Pac-12 All-Academic first team selection over his final three seasons.

## PERSONAL

★ Was born in Sacramento, Calif.

★ Father, Terrence, is a native of Natick and played football as a defensive lineman at Tufts from 1975-79.

★ Has one sister, Ashley.

★ Was the Delta River League All-Purpose MVP and first team all-league defense as a senior after compiling 56 rushes for 563 yards and six touchdowns rushing and 69 receptions for 1,068 yards and 11 touchdowns receiving on offense and 61 tackles and two interceptions on defense.

★ Helped the team to CIF Division II state, Sac-Joaquin Section and Delta River League titles.

★ Earned three varsity letters and also lettered in basketball.

★ Majored in public policy at Stanford.

PLAYERS

## JORDAN RICHARDS

Pos: DB		Ht: 5-11	Wt: 210	Year: R	Acq: D2-15	(64th)	College: Stanford					Born: 1/21/93								
REGULAR SEASON			TACKLES						INTERCEPTIONS					MISCELLANEOUS						
Year	Team	G/S	TT	UT	A	S	Yds	No	Yds	Avg	Lg	TD	PD	FF	FR	Yds	TD	SpT		
2015	Patriots	14/2	17	13	4	0	0.0	0	0	0	0	0	2	1	0	0	0	2		
Totals – 1 Year		14/2	17	13	4	0	0.0	0	0	0	0	0	2	1	0	0	0	2		
POSTSEASON			TACKLES						INTERCEPTIONS					MISCELLANEOUS						
Year	Team	G/S	TT	UT	A	S	Yds	No	Yds	Avg	Lg	TD	PD	FF	FR	Yds	TD	SpT		
2015	Patriots	1/0	0	0	0	0	0.0	0	0	0	0	0	0	0	0	0	0	0		
Totals – 1 Year		1/0	0	0	0	0	0.0	0	0	0	0	0	0	0	0	0	0	0		



# DARRYL ROBERTS



# 34

**HT: 6-0 WT: 182**
**Born: 11/26/1990 Exp. (NFL/Patriots): Rookie**
**GP/GS (Playoffs): 0/0 (0/0) Acq: D7a-15 (247th)**
**College: Marshall Hometown: Lakeland, Fla.**
**DEFENSIVE BACK**

## CAREER TRANSACTIONS

Darryl Roberts was drafted by the New England Patriots in the seventh round (247th overall) of the 2015 NFL Draft.

## SEASONAL REVIEWS

### 2015 (0/0)

★ Suffered a wrist injury in the preseason opener vs. Green Bay (8/13), and was placed on Injured Reserve.

## COLLEGE

★ Made 42 starts in his career, second among cornerbacks in Marshall history and finished his career with 186 tackles, 38 passes defended and five interceptions.

★ Named All-Conference US first team by league coaches and won the Herd's annual Tom Stark award, presented to the player who gives his all on and off the field his senior year.

★ Was voted team captain by his teammates as a senior.

## PERSONAL

★ Credited with 59 tackles, 44 solo and two interceptions as a Lakeland High senior and had 96 tackles, five interceptions, 20 pass break-ups and blocked a field goal in his prep.

★ Earned second-team all-county honors and Lakeland's best defensive back award as a senior.

★ Received his undergraduate degree in August 2014 (sports management).

## DARRYL ROBERTS

**Pos: DB Ht: 6-0 Wt: 182 Year: R Acq: D7a-15 (247th) College: Marshall Born: 11/26/90**

REGULAR SEASON		TACKLES						INTERCEPTIONS					MISCELLANEOUS					
Year	Team	G/S	TT	UT	A	S	Yds	No	Yds	Avg	Lg	TD	PD	FF	FR	Yds	TD	SpT
2015	Patriots	0/0	0	0	0	0.0	0.0	0	0	0.0	0	0	0	0	0	0	0	0
Totals – 1 Year		0/0	0	0	0	0.0	0.0	0	0	0.0	0	0	0	0	0	0	0	0



LOGAN  
RYAN



26

HT: 5-11 WT: 195

Born: 2/9/1991 Exp. (NFL/Patriots): 3/3  
GP/GS (Playoffs): 48/27 (6/1) Acq: D3a-13 (83rd)

College: Rutgers Hometown: Voorhees, N.J.

SUPER BOWLS:

C O R N E R B A C K



## CAREER TRANSACTIONS

Logan Ryan was drafted by the New England Patriots in the third round (83rd overall) of the 2013 NFL Draft.

## SEASONAL REVIEWS

### 2015 (16/14, 1/1)

★ Made his first postseason start and recorded nine tackles, eight solo, in the playoff victory vs. Kansas City (1/16).

★ Started at right cornerback and posted three solo tackles at Miami (1/3).

★ Started at right cornerback and recorded four tackles, three solo, at N.Y. Jets (12/27).

★ Started at right cornerback and recorded seven tackles, six solo, in the win vs. Tennessee (12/20).

★ Started at right cornerback. Recorded five tackles, three solo, and broke up two passes in the win at Houston (12/13).

★ Started at right cornerback and recorded three tackles, two solo, vs. Philadelphia (12/6).

★ Started at right cornerback. Recorded five tackles, two solo, and broke up four passes at Denver (11/29).

★ Started at right cornerback. Recorded nine tackles, seven solo, and one pass defended in the win vs. Buffalo (11/23).

★ Started at right cornerback. Recorded three tackles and one pass defended in the win at N.Y. Giants (11/15).

★ Started at right cornerback. Recorded six solo tackles, broke up two passes, including a pass on fourth-and-11 that gave the Patriots the ball back on their own 36-yard line, and snagged his fourth interception of the season, returning it for 13 yards in the win vs. Washington (11/8).

★ Started at right cornerback for the fifth-straight week, recording eight tackles, six solo, one pass defense and an second quarter interception that set up at Patriots field goal in the win vs. Miami (10/29).

★ Started at right cornerback, and played every defensive snap in the win vs. the New York Jets (10/25) recording five tackles.

★ Started at right cornerback, and played every defensive snap in the win at Indianapolis (10/18), recording 11 tackles, six solo, and one pass defended. Assisted in tackle on the Colts fake punt.

★ Started at right cornerback for the second consecutive week and recorded five tackles, four solo, one pass defense and one interception, which he returned for 25 yards in the win at Dallas (10/11). The pick marks his second of the season.

★ Made his first start of the season at right cornerback in the win vs. Jacksonville (9/27) and registered four solo tackles.

★ Contributed on defense and special teams in win at Buffalo (9/20). Registered four tackles, three solo and an interception late in the fourth quarter that helped New

## NFL ROOKIE LEADER

Logan Ryan led all rookies in interceptions in 2013 and finished tied with Cleveland's Tashaun Gipson and Tennessee's Alterraun Verner for the AFC lead.

### 2013 NFL Rookie Interception Leaders

Player	Team	Interceptions
Logan Ryan	New England	5
Kiko Alonso	Buffalo	4
Eric Reid	San Francisco	4

England seal the victory.

★ Saw limited action on defense and played on special teams in season opener vs. Pittsburgh (9/10).

### 2014 (16/6, 3/0)

★ Played all 16 regular-season games with six starts and compiled 36 tackles, two interceptions, six passes defended, one forced fumble and eight special teams tackles.

★ Appeared in all three playoff games as a reserve and made four tackles, defended one pass and forced one fumble.

★ Rotated in at defensive back in the season opener at

## EXTRA POINTS

★ Defensive backs Logan Ryan and Duron Harmon are used playing together. Ryan and Harmon began their college football careers together as members of the same recruiting class at Rutgers University and developed a close friendship during their four years in Piscataway, N.J. As fate would have it, Ryan and Harmon would begin their NFL journeys together as well, when the Patriots selected the two defensive backs just eight picks apart in the third round of the 2013 NFL Draft. Reunited once again, the former Scarlet Knights are excited and eager to make their mark, just as they did four years ago at Rutgers.

"We talked before the draft and said how good it would be to play on the same team again, and for it to happen again, it's exciting and it's a blessing," Harmon told *The Boston Globe*. "It's great [we're contributing], because at the end of the day you want to play, and to contribute to a team like this, it's fun."



## RYAN RETURNED FIRST PICK FOR TD

Logan Ryan returned his first NFL interception 79 yards for a touchdown at N.Y. Jets on Oct. 20, 2013. Ryan joined a lengthy list of Patriots who returned their first career interceptions for a touchdown.

### Patriots Players to Return First Career INT for a TD

Season	Player	INT TD Yds
2013	Logan Ryan	79
2010	Kyle Arrington	36
2010	Gary Guyton	59
2005	James Sanders	39
2003	Asante Samuel	55
1999	Andy Katzenmoyer	59
1996	Willie McGinest	46
1992	Chris Singleton	82
1967	John Charles	35
1963	Jim Hunt	78
1961	Don Webb	27

Miami (9/7) and forced his second career fumble that was recovered by Darrelle Revis in Patriots territory to prevent a Miami scoring drive.

★ Started at right cornerback and recorded his first interception of the season off Matt Cassel that led to a Patriots field goal in the win at Minnesota (9/14).

★ Started at right cornerback and played every defensive snap in the win vs. Oakland (9/21), recording four tackles and one pass defended.

★ Intercepted a Matthew Stafford pass intended for Golden Tate in the win vs. Detroit (11/23). Also added one tackle.

★ Started at right cornerback and posted a season-high five tackles vs. Buffalo (12/28).

★ Posted one tackle and forced a fumble by Ravens FB Kyle Juszczyk that went out of bounds in the AFC Divisional win vs. Baltimore (1/10).

★ Posted one tackle and one pass defended in the Super Bowl XLIX win vs. Seattle (2/1).

### 2013 (16/7, 2/0)

★ Played all 16 regular-season games with seven starts and posted 41 tackles, 1½ sacks, five interceptions for 82 return yards and one touchdown, 10 passes defended and one forced fumble.

★ Played in both postseason games as a reserve and registered 12 tackles.

★ Led all NFL rookies and tied for the AFC lead with a team-high five interceptions.

★ Made his first career start vs. New Orleans (10/13).

★ Started at N.Y. Jets (10/20) and returned his first career interception 79 yards for a touchdown. Also collected four tackles.

★ Forced a fumble on his first NFL sack vs. Miami (10/27). Ryan strip-sacked Ryan Tannehill, forcing a fumble that was recovered by Rob Ninkovich deep in Miami territory. New England scored a touchdown three plays later. Finished the game with four tackles, 1½ sacks for -18 yards, one pass defended and one forced fumble.

## RYAN KEEPS HIS WORD AND GRADUATES FROM COLLEGE

When Logan Ryan decided to leave Rutgers and enter the NFL Draft after his redshirt junior season in 2012, he made a promise to his parents that after his rookie year, he would return to school and earn his degree.

Ryan kept his promise and graduated in the spring of 2014 with a degree in labor relations and a minor in psychology.

"I committed to Rutgers, not only as a football player, but as a student, so I was going to make sure I finished that end too," Ryan told NJ.com.

"It's a big accomplishment in my life. I held my word to my parents and stuck with it and I'm fortunate. It took a lot of work, but I was able to go back and finish and walk in graduation."

★ Started as the nickel corner vs. Denver (11/24) and intercepted a Peyton Manning pass early in the fourth quarter that led to a touchdown. Posted four tackles.

★ Intercepted a pass for the second straight game at Houston (12/1) and made three tackles.

★ Picked off two passes for the first two-interception game of his career at Baltimore (12/22). The offense turned the interceptions into 10 points en route to a 41-7 win.

★ Started at left cornerback for the injured Alfonzo Dennard vs. Buffalo (12/29) and tallied a season-high six tackles.

## COLLEGE

★ Started 27-of-37 games at Rutgers – all at cornerback.

★ Earned First Team All-American honors (*Pro Football Weekly*), second-team All-America accolades from *The NFL Draft Report*, All-Big East Conference and Academic All-Big East honors as a senior.

★ Earned All-Big East Conference first-team honors from *The NFL Draft Report* as a junior.

★ Earned Big East All-Academic team honors as a sophomore.

★ Recorded 170 tackles (111 solos) with a ½ sack, 11 stops for losses of 49 yards and a quarterback pressure.

★ Forced two fumbles and recovered four others, returning one 18 yards.

★ Deflected 39 passes and made seven interceptions for 73 yards in returns (10.4 avg), including one touchdown.

## PERSONAL

★ Born Feb. 9, 1991.

★ Majored in labor studies at Rutgers.

# LOGAN RYAN


Pos: CB Ht: 5-11 Wt: 195 Year: 3rd Acq: D3a-13 (83rd) College: Rutgers Born: 2/9/91

REGULAR SEASON		TACKLES						INTERCEPTIONS					MISCELLANEOUS					
Year	Team	G/S	TT	UT	A	S	Yds	No	Yds	Avg	Lg	TD	PD	FF	FR	Yds	TD	SpT
2013	Patriots	16/7	41	33	8	1.5	14.0	5	82	16.4	79t	1	10	1	0	0	0	0
2014	Patriots	16/6	36	24	12	0.0	0.0	2	0	0.0	0	0	6	1	0	0	0	8
2015	Patriots	16/14	82	62	20	0.0	0.0	4	39	9.8	25	0	13	0	0	0	0	0
<b>Totals - 3 Years</b>		<b>48/27</b>	<b>159</b>	<b>119</b>	<b>40</b>	<b>1.5</b>	<b>14.0</b>	<b>11</b>	<b>121</b>	<b>11.0</b>	<b>79t</b>	<b>1</b>	<b>29</b>	<b>2</b>	<b>0</b>	<b>0</b>	<b>0</b>	<b>8</b>
POSTSEASON		TACKLES						INTERCEPTIONS					MISCELLANEOUS					
Year	Team	G/S	TT	UT	A	S	Yds	No	Yds	Avg	Lg	TD	PD	FF	FR	Yds	TD	SpT
2013	Patriots	2/0	12	9	3	0.0	0.0	0	0	0.0	0	0	0	0	0	0	0	0
2014	Patriots	3/0	4	4	0	0.0	0.0	0	0	0.0	0	0	1	1	0	0	0	0
2014	Patriots	1/1	9	8	1	0.0	0.0	0	0	0.0	0	0	1	1	0	0	0	0
<b>Totals - 2 Years</b>		<b>6/1</b>	<b>25</b>	<b>21</b>	<b>4</b>	<b>0.0</b>	<b>0.0</b>	<b>0</b>	<b>0</b>	<b>0.0</b>	<b>0</b>	<b>0</b>	<b>1</b>	<b>1</b>	<b>0</b>	<b>0</b>	<b>0</b>	<b>0</b>

PLAYERS

## RYAN'S CAREER GAME-BY-GAME

2013	Opponent	P/S	TT	UT	A	S	Yds	Int	Yds	PD	FF	FR	SpT	2014	Opponent	P/S	TT	UT	A	S	Yds	Int	Yds	PD	FF	FR	SpT
09/08	at Buffalo	p	0	0	0	-	-	-	-	-	-	-	-	09/07	at Miami	p	1	1	0	-	-	-	-	-	-	-	1
09/12	N.Y. Jets	p	0	0	0	-	-	-	-	-	-	-	-	09/14	at Minnesota	S	2	2	0	-	-	1	0	2	-	-	1
09/22	Tampa Bay	p	3	2	1	-	-	-	-	-	-	-	-	09/21	Oakland	S	4	3	1	-	-	-	-	1	-	-	-
09/29	at Atlanta	p	3	2	1	-	-	-	-	-	-	-	-	09/29	at Kansas City	S	2	2	0	-	-	-	-	-	-	-	-
10/06	at Cincinnati	p	3	2	1	-	-	-	-	-	-	-	-	10/05	Cincinnati	p	1	1	0	-	-	-	-	-	-	-	3
10/13	New Orleans	S	0	0	0	-	-	-	-	-	-	-	-	10/12	at Buffalo	p	0	0	0	-	-	-	-	-	-	-	-
10/20	at N.Y. Jets	S	4	4	0	-	1	79	1	-	-	-	-	10/16	N.Y. Jets	p	4	2	2	-	-	-	-	-	-	-	-
10/27	Miami	p	4	4	0	1.5	14.0	-	-	1	1	-	-	10/26	Chicago	S	4	3	1	-	-	-	-	-	-	-	-
11/03	Pittsburgh	p	3	3	0	-	-	-	-	-	-	-	-	11/02	Denver	p	0	0	0	-	-	-	-	-	-	-	1
11/18	at Carolina	p	0	0	0	-	-	-	-	1	-	-	-	11/16	at Indianapolis	p	3	2	1	-	-	-	-	2	-	-	-
11/24	Denver	S	4	3	1	-	1	0	1	-	-	-	-	11/23	Detroit	p	1	0	1	-	-	1	0	1	-	-	-
12/01	at Houston	S	3	3	0	-	1	2	2	-	-	-	-	11/30	at Green Bay	S	3	2	1	-	-	-	-	-	-	-	-
12/08	Cleveland	S	5	3	2	-	-	-	-	-	-	-	-	12/07	at San Diego	p	0	0	0	-	-	-	-	-	-	-	1
12/15	at Miami	p	2	1	1	-	-	-	1	-	-	-	-	12/14	Miami	p	2	2	0	-	-	-	-	-	-	-	-
12/22	at Baltimore	S	1	0	1	-	2	1	3	-	-	-	-	12/21	at N.Y. Jets	p	4	2	2	-	-	-	-	-	-	-	1
12/29	Buffalo	S	6	6	0	-	-	-	-	-	-	-	-	12/28	Buffalo	S	5	2	3	-	-	-	-	-	-	-	-
<b>2013 Totals</b>		<b>16/7</b>	<b>41</b>	<b>33</b>	<b>8</b>	<b>1.5</b>	<b>14.0</b>	<b>5</b>	<b>82</b>	<b>10</b>	<b>1</b>	<b>0</b>	<b>0</b>	<b>2014 Totals</b>		<b>16/6</b>	<b>36</b>	<b>24</b>	<b>12</b>	<b>0.0</b>	<b>0.0</b>	<b>2</b>	<b>0</b>	<b>6</b>	<b>0</b>	<b>0</b>	<b>8</b>
01/11	Indianapolis	p	4	4	0	-	-	-	-	-	-	-	-	01/10	Baltimore	p	1	1	0	-	-	-	-	-	1	-	-
01/19	at Denver	p	8	5	3	-	-	-	-	-	-	-	-	01/18	Indianapolis	p	2	2	0	-	-	-	-	-	-	-	-
<b>2013 Postseason</b>		<b>2/0</b>	<b>12</b>	<b>9</b>	<b>3</b>	<b>0.0</b>	<b>0.0</b>	<b>0</b>	<b>0</b>	<b>0</b>	<b>0</b>	<b>0</b>	<b>0</b>	02/01	Seattle	p	1	1	0	-	-	-	-	1	-	-	-
														<b>2014 Postseason</b>		<b>3/3</b>	<b>4</b>	<b>4</b>	<b>0</b>	<b>0.0</b>	<b>0.0</b>	<b>0</b>	<b>0</b>	<b>1</b>	<b>1</b>	<b>0</b>	<b>0</b>



# JABAAL SHEARD



# 93

HT: 6-3 WT: 260

Born: 5/10/1989 Exp. (NFL/Patriots): 5/1

GP/GS (Playoffs): 74/51 (1/0) Acq: UFA (CLE)-15

College: Pittsburgh Hometown: Hollywood, Fla.

**D E F E N S I V E   L I N E**

## PRONOUNCED juh-BALL SHEERD

### CAREER TRANSACTIONS

Jabaal Sheard was signed by the New England Patriots as an unrestricted free agent from Cleveland on March 12, 2015 ... Originally drafted by Cleveland in the second round (37th overall) of the 2011 NFL Draft.

### SEASONAL REVIEWS

#### 2015 (13/1,1/0)

★ Made his postseason debut and recorded three tackles, two solo, in the playoff victory vs. Kansas City (1/16).

★ Made his first start as a Patriot and posted two tackles at Miami (1/3).

★ Recorded five tackles, four solo, and strip sacked Ryan Fitzpatrick allowing Jamie Collins to recover the ball and return it for a Patriots touchdown in the third quarter at N.Y. Jets (12/27).

★ Posted four tackles, including a 10-yard sack, in the win vs. Tennessee (12/20).

★ Recorded five tackles, four solo, and strip-sacked Brian Hoyer twice, including one that was recovered by the New England at their own 7-yard line and resulted in a Patriots touchdown in the win at Houston (12/13).

★ Recorded three tackles, one solo, and broke up one pass vs. Philadelphia (12/6).

★ Tipped a pass that was intercepted by Chandler JOnes at the Broncos 15-yard line at Denver (11/29).

★ Recorded five tackles, four solo in the win vs. Buffalo (11/23).

★ Returned from injury and posted two solo tackles in the win at N.Y. Giants (11/15).

★ Was inactive in the win vs. Washington(11/8).

★ Was inactive in the win vs. Miami (10/29).

★ Was inactive due to an injury suffered the previous week for the win vs. the New York Jets (10/25).

★ Posted one solo tackle in the win at Indianapolis (10/18) before leaving the game with an ankle injury in the second quarter.

★ Recorded two sacks for 15 yards and three tackles in the win at Dallas (10/11), marking the third two-sack game of his NFL career and his first with the Patriots.

★ Sacked Blake Bortles for a 6-yard loss on third down in the first quarter, setting up a Jacksonville punt on the next play. Also added two tackles. He continues to play a key role in the defensive line rotation.

★ Played a key role in the defensive line rotation and posted three tackles, two solo in win at Buffalo (9/20).

### HONORS & AWARDS

**2011**

PFW/PFWA All-Rookie Team

### EXTRA POINTS

★ Was nominated by the Cleveland Browns for the 2013 Walter Payton Man of the Year Award, an award given annually by the National Football League honoring a player's volunteer and charity work, as well as his excellence on the field.

★ Recorded his first sack as a Patriot along with two solo tackles. in the season opener vs. Pittsburgh (9/10).

#### 2014 (16/5 – Cleveland)

★ Played in all 16 regular-season games with five starts and posted 44 tackles, two sacks and three passes defended.

#### 2013 (13/13 – Cleveland)

★ Started all 13 regular-season games he appeared in and tallied 35 tackles, 5½ sacks, four passes defended, one forced fumble and one fumble recovery.

★ Missed three games due to injury.

★ Made the switch to linebacker after spending his first two seasons along the defensive line.

#### 2012 (16/16 – Cleveland)

★ Started all 16 regular-season games, matching a career high with 55 tackles and producing seven sacks, three passes defended and one forced fumble.

#### 2011 (16/16 – Cleveland)

★ Started all 16 regular-season games as a rookie in 2011, recording 55 tackles, two passes defended and one fumble recovery. Also led the team with 8½ sacks and five forced fumbles.

★ Named to the PFW/PFWA All-Rookie team.

★ His 55 tackles and 8½ sacks both ranked third among all NFL rookies.

★ His five forced fumbles tied for third most in the NFL.

★ Recorded his first career sack by taking down Kerry Collins for an eight-yard loss at Indianapolis (9/18).

### COLLEGE

★ Played in 47 career games with 38 starts over four years (2007-10) at Pittsburgh, compiling 142 tackles, 19½ sacks, five forced fumbles and two fumble recoveries.

★ Named consensus first-team All-America, first-team All-Big East and the Big East Conference Defensive Player of the Year in 2010.

★ Posted 52 tackles, nine sacks, four forced fumbles and two fumble recoveries in 12 games while serving as

a team captain as a senior in 2010.

★ Earned second-team All-Big East honors as a junior in 2009 after starting all 13 games and registering 42 tackles and five sacks.

★ Started all 13 games as a sophomore in 2008, finishing with 45 tackles and 5½ sacks.

★ Played in nine games and had three tackles as a true freshman in 2008.

★ Earned All-Broward County honors in the shot put, placing fourth in the state finals.

★ Awarded a bravery medal at the age of 11 after he helped an elderly woman escape from her burning home in Florida.

★ Has a son, Jaiden.

★ Majored in administration of justice at Pittsburgh.

## PERSONAL

★ Born May 10, 1989.

★ Attended Hollywood Hills (Fla.) High School, where he played football and also competed in track, participating in the 200m and shot put.

## JABAAL SHEARD

Pos: DL Ht: 6-3 Wt: 260 Year: 5th Acq: UFA (CLE)-15 College: Pittsburgh Born: 5/10/89

REGULAR SEASON		TACKLES						INTERCEPTIONS					MISCELLANEOUS					
Year	Team	G/S	TT	UT	A	S	Yds	No	Yds	Avg	Lg	TD	PD	FF	FR	Yds	TD	SpT
2011	Browns	16/16	55	40	15	8.5	73.5	0	0	0.0	0	0	2	5	1	0	0	0
2012	Browns	16/16	55	38	17	7.0	55.0	0	0	0.0	0	0	3	1	0	0	0	0
2013	Browns	13/13	35	19	17	5.5	18.5	0	0	0.0	0	0	4	1	1	0	0	0
2014	Browns	16/5	44	25	19	2.0	6.0	0	0	0.0	0	0	3	0	0	0	0	0
2015	Patriots	13/1	37	28	10	8.0	83.0	0	0	0.0	0	0	2	4	0	0	0	0
<b>Totals – 5 Years</b>		<b>74/51</b>	<b>227</b>	<b>150</b>	<b>78</b>	<b>29.0</b>	<b>236.0</b>	<b>0</b>	<b>0</b>	<b>0.0</b>	<b>0</b>	<b>0</b>	<b>14</b>	<b>11</b>	<b>2</b>	<b>0</b>	<b>0</b>	<b>0</b>

REGULAR SEASON		TACKLES						INTERCEPTIONS					MISCELLANEOUS					
Year	Team	G/S	TT	UT	A	S	Yds	No	Yds	Avg	Lg	TD	PD	FF	FR	Yds	TD	SpT
2015	Patriots	1/0	3	2	1	0.0	0.0	0	0	0.0	0	0	0	0	0	0	0	0
<b>Totals – 5 Years</b>		<b>1/0</b>	<b>3</b>	<b>2</b>	<b>1</b>	<b>0.0</b>	<b>0.0</b>	<b>0</b>	<b>0</b>	<b>0.0</b>	<b>0</b>	<b>0</b>	<b>0</b>	<b>0</b>	<b>0</b>	<b>0</b>	<b>0</b>	<b>0</b>



# SEALVER SILIGA



# 96

HT: 6-2 WT: 325  
Born: 4/26/1990 Exp. (NFL/Patriots): 4/3  
GP/GS (Playoffs): 26/13 (6/5) Acq: FA-13  
College: Utah Hometown: West Jordan, Utah

SUPER BOWLS

DEFENSIVE TACKLE



## PRONOUNCED SIL-ver SEE-ling-gah

### CAREER TRANSACTIONS

Sealver Siliga was signed by the New England Patriots to the 53-man roster from the practice squad on Nov. 27, 2013 ... Originally signed by San Francisco as a rookie free agent (7/27/11) ... Released by San Francisco (9/3/11) ... Signed by Denver to the practice squad (10/18/11) ... Released by Denver (8/31/12) ... Signed by Denver to the practice squad (9/1/12) ... Signed by Denver to the 53-man roster from the practice squad (9/8/12) ... Acquired by Seattle from Denver in a trade in exchange for OL John Moffitt (8/20/13) ... Released by Seattle (8/31/13) ... Signed by Seattle to the practice squad (9/2/13) ... Released by Seattle from the practice squad (9/17/13) ... Signed by Seattle to the practice squad (9/24/13) ... Released by Seattle from the practice squad (10/4/13) ... Signed by New England to the practice squad (10/23/13).

### SEASONAL REVIEWS

#### 2015 (13/4, 1/0)

- ★ Contributed on defense in the playoff victory vs. Kansas City (1/16).
- ★ Was inactive vs. Buffalo (11/23), at Houston (12/13) and at Miami (1/3).
- ★ Posted one tackle at N.Y. Jets (12/27).
- ★ Posted one tackle in the win vs. Tennessee (12/20).
- ★ Recorded two tackles, one solo, vs. Philadelphia (12/6).
- ★ Recorded two solo tackles at Denver (11/29).
- ★ Recorded four tackles, two solo, in the win at N.Y. Giants (11/15).
- ★ Recorded three tackles, two solo, in the win vs. Washington (11/8).
- ★ Recorded one solo tackle in the win vs. Miami (10/29).
- ★ Recorded three tackles in the win vs. the New York Jets (10/25).
- ★ Started at defensive tackle for the fourth week in a row and posted one tackle in the win at Indianapolis (10/18).
- ★ Made his third start at defensive tackle and registered four tackles in the win at Dallas (10/11).
- ★ Started at defensive tackle for the second week in a row and registered three tackles in the win vs. Jacksonville (9/27).
- ★ Started at defensive tackle and contributed on both defense and special teams in the win at Buffalo (9/20).
- ★ Registered two solo tackles in the season opener vs. Pittsburgh (9/10).

#### 2014 (7/5, 3/3)

- ★ Played seven regular-season games with five starts and compiled 27 tackles and 2½ sacks.
- ★ Started all three playoff contests and made 12 tackles.

## EXTRA POINTS

- ★ Siliga grew up in a crowded house as part of a very large family.  
"I'm the youngest of 11 kids and now we have 12 because I have an adopted little sister. The oldest is 20 years older than I am. At one point we even all lived together."
  - ★ Missed nine games after being placed on injured reserve/designated for return (9/27) with a foot injury suffered vs. Oakland (9/21).
  - ★ Returned from injury to post three tackles and a half-sack in the win at San Diego (12/7).
  - ★ Made his first start since returning from injury in the win vs. Miami (12/14), finishing the game with six tackles and one sack.
  - ★ Started at defensive tackle, posting five tackles and one sack for a nine-yard loss in the win at N.Y. Jets (12/21).
  - ★ Started at defensive tackle and tied a playoff high with five tackles in the AFC Divisional win vs. Baltimore (1/10).
  - ★ Started at defensive tackle and posted four tackles in the Super Bowl XLIX win vs. Seattle (2/1).
- #### 2013 (0/0, 0/0 – Seattle)
- ★ Began training camp with Denver before being traded to Seattle.
  - ★ Released by Seattle at the end of training camp and had two stints on the practice squad over the first five weeks of the season before being released.
- #### 2013 (5/4, 2/2 – New England)
- ★ Originally signed to the practice squad on Oct. 23 and joined the 53-man roster from the practice squad in late November. Played in the final five regular-season games with four starts and compiled 21 tackles, three sacks and one forced fumble.
  - ★ Started both playoff games and registered eight tackles.
  - ★ Played in his first game as a Patriot at Houston (12/1) and made three tackles.
  - ★ Made his first career start vs. Cleveland (12/8) and tallied six tackles.
  - ★ Started his second straight game and notched his first career sack at Miami (12/15) along with two tackles.
  - ★ Posted a sack in his second straight game at Baltimore (12/22) and made four tackles.
  - ★ Closed out the regular season with a sack in his third straight game vs. Buffalo (12/29). Forced a fumble out of bounds on the third-down sack that held Buffalo to a field goal in Patriots territory.
  - ★ Started and posted a postseason career-high five tackles in the AFC Championship at Denver (1/19).



## 2012 (1/0, 0/0 – Denver)

★ Played in one game for Denver and contributed one tackle while spending the entire season on the Broncos active roster.

★ Released during final roster cut downs before being signed to the practice squad and elevated to the active roster before Denver's season opener.

★ Made his NFL debut vs. Tampa Bay (12/2) and made one tackle.

## 2011 (0/0, 0/0 – Denver)

★ Went to training camp with San Francisco before being released and spending the year on Denver's practice squad.

## COLLEGE

★ Started 21-of-37 games at Utah and recorded 97 tackles, 2½ sacks, five passes defended and one fumble recovery.

★ Named an honorable mention All-Mountain West Conference selection following his final two seasons.

## PERSONAL

★ Born April 26, 1990, in West Jordan, Utah, and is one of 12 children.

★ Attended Copper Hills High School where he lettered in football four times as a two-way lineman.

★ Earned all-state, all-conference and Class 5A All-Region III honors following his senior campaign in addition to capturing the state of Utah power-lifting title, producing a 560-pound squat, 600-pound dead lift, 390-pound bench press and a 315-pound power clean.

## SEALVER SILIGA

		Pos: DT	Ht: 6-2   Wt: 325   Year: 4th   Acq: FA-13   College: Utah   Born: 4/26/90															
REGULAR SEASON		TACKLES						INTERCEPTIONS					MISCELLANEOUS					
Year	Team	G/S	TT	UT	A	S	Yds	No	Yds	Avg	Lg	TD	PD	FF	FR	Yds	TD	SpT
2011	Broncos		Practice Squad															
2012	Broncos	1/0	1	1	0	0.0	0.0	0	0	0.0	0	0	0	0	0	0	0	0
2013	Patriots	5/4	21	14	7	3.0	26.0	0	0	0.0	0	0	0	1	0	0	0	0
2014	Patriots	7/5	27	15	12	2.5	11.5	0	0	0.0	0	0	0	0	0	0	0	0
2015	Patriots	13/4	27	12	15	0	0.0	0	0	0.0	0	0	0	0	0	0	0	0
Totals – 5 Years		26/13	76	42	34	5.5	37.5	0	0	0.0	0	0	0	1	0	0	0	0
POSTSEASON		TACKLES						INTERCEPTIONS					MISCELLANEOUS					
Year	Team	G/S	TT	UT	A	S	Yds	No	Yds	Avg	Lg	TD	PD	FF	FR	Yds	TD	SpT
2013	Patriots	2/2	8	6	2	0.0	0.0	0	0	0.0	0	0	0	0	0	0	0	0
2014	Patriots	3/3	12	4	8	0.0	0.0	0	0	0.0	0	0	0	0	0	0	0	0
Totals – 2 Years		5/5	20	10	10	0.0	0.0	0	0	0.0	0	0	0	0	0	0	0	0

## SILIGA'S CAREER GAME-BY-GAME

2012	Opponent	P/S	TT	UT	A	S	Yds	Int	Yds	PD	FF	FR	SpT
12/02	Tampa Bay	p	1	1	0	-	-	-	-	-	-	-	-
<b>2012 Totals</b>		<b>1/0</b>	<b>1</b>	<b>1</b>	<b>0</b>	<b>0.0</b>	<b>0.0</b>	<b>0</b>	<b>0</b>	<b>0</b>	<b>0</b>	<b>0</b>	<b>0</b>
2013	Opponent	P/S	TT	UT	A	S	Yds	Int	Yds	PD	FF	FR	SpT
11/24	Denver	Signed to 53-man roster from practice squad (11/27/13)											
12/01	Houston	p	3	1	2	-	-	-	-	-	-	-	-
12/08	Cleveland	S	4	2	2	-	-	-	-	-	-	-	-
12/15	at Miami	S	2	2	0	1.0	6.0	-	-	-	-	-	-
12/22	at Baltimore	S	4	4	0	1.0	7.0	-	-	-	-	-	-
12/29	Buffalo	S	8	5	3	1.0	13.0	-	-	-	1	-	-
<b>2013 Totals</b>		<b>5/4</b>	<b>21</b>	<b>14</b>	<b>7</b>	<b>3.0</b>	<b>26.0</b>	<b>0</b>	<b>0</b>	<b>0</b>	<b>1</b>	<b>0</b>	<b>0</b>
01/11	Indianapolis	S	3	1	2	-	-	-	-	-	-	-	-
01/19	at Denver	S	5	5	0	-	-	-	-	-	-	-	-
<b>2013 Postseason</b>		<b>2/2</b>	<b>8</b>	<b>6</b>	<b>2</b>	<b>0.0</b>	<b>0.0</b>	<b>0</b>	<b>0</b>	<b>0</b>	<b>0</b>	<b>0</b>	<b>0</b>
2014	Opponent	P/S	TT	UT	A	S	Yds	Int	Yds	PD	FF	FR	SpT
09/07	at Miami	p	5	4	1	-	-	-	-	-	-	-	-
09/14	at Minnesota	S	3	0	3	-	-	-	-	-	-	-	-
09/21	Oakland	S	0	0	0	-	-	-	-	-	-	-	-
09/29	at Kansas City	Placed on Injured Reserve Designated For Return (9/27/14)											
10/05	Cincinnati												
10/12	at Buffalo												
10/16	N.Y. Jets												
10/26	Chicago												
11/02	Denver												
11/16	at Indianapolis												
11/23	Detroit												
11/30	at Green Bay	Activated from Injured Reserve Designated For Return (12/6/14)											
12/07	at San Diego	p	3	3	0	0.5	0.5	-	-	-	-	-	-
12/14	Miami	S	6	2	4	1.0	2.0	-	-	-	-	-	-
12/21	at N.Y. Jets	S	5	2	3	1.0	9.0	-	-	-	-	-	-
12/28	Buffalo	S	5	4	1	-	-	-	-	-	-	-	-
<b>2014 Totals</b>		<b>7/5</b>	<b>27</b>	<b>15</b>	<b>12</b>	<b>2.5</b>	<b>11.5</b>	<b>0</b>	<b>0</b>	<b>0</b>	<b>0</b>	<b>0</b>	<b>0</b>
01/10	Baltimore	S	5	0	5	-	-	-	-	-	-	-	-
01/18	Indianapolis	S	3	2	1	-	-	-	-	-	-	-	-
02/01	Seattle	S	4	2	2	-	-	-	-	-	-	-	-
<b>2014 Postseason</b>		<b>3/3</b>	<b>12</b>	<b>4</b>	<b>8</b>	<b>0.0</b>	<b>0.0</b>	<b>0</b>	<b>0</b>	<b>0</b>	<b>0</b>	<b>0</b>	<b>0</b>



# MATTHEW SLATER



# 18

HT: 6-0 WT: 205  
 Born: 9/9/1985 Exp. (NFL/Patriots): 8/8  
 GP/GS (Playoffs): 119/3 (13/1) Acq: D5-08 (153rd)  
 College: UCLA Hometown: Anaheim, Calif.

PRO BOWLS: 11 12 13 14 SUPER BOWLS: 14

W I D E R E C E I V E R



## CAREER TRANSACTIONS

Matthew Slater was drafted by the New England Patriots in the fifth round (153rd overall) of the 2008 NFL Draft.

## CAREER HIGHLIGHTS

- ★ Named to four straight Pro Bowls in 2011 to 2014 as a special teams player.
- ★ Was elected special teams captain by his teammates from 2011-15.
- ★ Has played wide receiver, safety and a major role on special teams in his first seven NFL seasons.
- ★ Led the team in special teams tackles three straight seasons: 21 in 2010, 17 in 2011, 20 in 2012. Missed four games due to injury in 2013 and still finished second on the team with 14 special teams tackles, just one behind the team leader. Again led the team with 14 special teams tackles in 2014.

## SEASONAL REVIEWS

### 2015 (16/0, 1/0)

- ★ Contributed on special teams in the playoff victory vs. Kansas City (1/16).
- ★ Made one special teams tackle at Miami (1/3).
- ★ Took one snap on offense and posted one special teams tackle at N.Y. Jets (12/27).
- ★ Took one snap on offense and posted one special teams tackle in the win vs. Tennessee (12/20).
- ★ Contributed on offense and special teams, recording one special teams tackle in the win at Houston (12/13).
- ★ Contributed on special teams vs. Philadelphia (12/6).
- ★ Contributed on special teams at Denver (11/29).
- ★ Contributed on special teams, posting one special teams tackle in the win vs. Buffalo (11/23).
- ★ Contributed on special teams and recorded two special teams tackles in the win at N.Y. Giants (11/15).
- ★ Elected special teams captain by his teammates for the fifth consecutive season.
- ★ Saw limited action on offense and recorded three tackles, one solo, on special teams in the win vs. Washington (11/8).

## PRO BOWLS A FAMILY AFFAIR

Matthew Slater was voted to his fifth straight Pro Bowl in 2015. His father, Jackie Slater, went to seven Pro Bowls. The Slater family's 12 combined Pro Bowls are the second most among father-son contingents to have been voted to at least one Pro Bowl each.

### Most Father and Son Pro Bowl Selections

Players	Pro Bowls
Archie (2), Peyton (14) and Eli Manning (3)	19
Jackie (7) and Matthew Slater (5)	12

## EXTRA POINTS

- ★ Matthew has been active in various children's ministry programs at his hometown church and he hopes to pursue seminary study in his post-football career.
- ★ Contributed on special teams and recorded one special teams tackle in the win vs. Miami (10/29).
- ★ Contributed on special teams in the win vs. the New York Jets (10/25).
- ★ Saw action on offense and contributed on special teams in the win at Indianapolis (10/18). Left the game with a leg injury in the late in the fourth quarter and did not return.
- ★ Saw action on offense and contributed heavily on special teams in the win at Dallas (10/11).
- ★ Continued to see limited action on offense while contributing heavily on special teams. Also posted one defensive tackle on a fake punt in the win vs. Jacksonville (9/27).
- ★ Saw limited action on offense and contributed heavily on special teams in win at Buffalo (9/20).
- ★ Recorded one special teams tackle in season opener vs. Pittsburgh (9/10).
- ★ 2014 (16/0, 3/0)
- ★ Elected special teams captain by his teammates for the fourth consecutive season.
- ★ Was voted to the Pro Bowl for the fourth straight year as a special teamer.
- ★ Elected to the Pro Football Writer's Association All-NFL Team.
- ★ Played primarily on special teams in all 16 regular-season games and led the Patriots with 14 special teams

## HALL OF FAME FATHER

Matthew Slater is one of 10 sons of Hall of Fame members to be drafted in NFL history.

### HALL OF FAME FATHERS WITH SONS DRAFTED IN THE NFL

Jackie Slater (class of 2001) – son, Matthew Slater (NE)  
 Bobby Bell (class of 1983) – son, Bobby Bell (NYJ)  
 Tony Dorsett (class of 1994) – son, Anthony Dorsett (HOU)  
 Bob Griese (class of 1990) – son, Brian Griese (DEN)  
 Russ Grimm (class of 2010) – son, Cody Grimm (TB)  
 Howie Long (class of 2000) – son, Chris Long (STL)  
 son, Kyle Long (CHI)  
 Bruce Matthews (class of 2007) son, Jake Matthews (ATL)  
 Don Shula (class of 1997) – son, Mike Shula (TB)  
 Kellen Winslow (class of 1995) – son, Kellen Winslow (CLE)

tackles. Also returned two kickoffs for 44 yards.

- ★ Played in all three playoff games and made two special teams tackles.

- ★ Led the team with three special teams stops in the win vs. Oakland (9/21), including a tackle on PR T.J. Carrie for a 1-yard loss on a punt return. Also returned his first kickoff of the season for 26 yards.

- ★ Led the team with three special teams tackles at Kansas City (9/29), helping to limit PR Frankie Hammond to three yards on two returns.

- ★ Made two solo special teams tackles in the win vs. Cincinnati (10/5), bringing his career total to 100 tackles on special teams.

- ★ Led the team with two special teams tackles in the win at N.Y. Jets (12/21).

- ★ Recorded one special teams tackle in the Super Bowl XLIX win vs. Seattle (2/1). Was also on the field for the final two kneel down plays.

### 2013 (12/0, 2/1)

- ★ Elected special teams captain by his teammates for the third consecutive season.

- ★ Elected to the Pro Bowl for the third straight year as a special teamer.

- ★ Played in 12 regular-season games and finished second on the team with 14 special teams tackles. Also returned two kickoffs for 10 yards.

- ★ Played in both playoff contests and made one start at wide receiver vs. Indianapolis in the Divisional Playoff (1/11). Led the team with three special teams tackles.

- ★ Was inactive due to injury vs. Tampa Bay (9/22), at Atlanta (9/29), at Cincinnati (10/6) and vs. New Orleans (10/13).

- ★ Returned to action at N.Y. Jets (10/20) after missing four games with an injury and made one special teams tackle.

- ★ Made his first career postseason start at wide receiver vs. Indianapolis (1/11) and notched two special teams tackles.

### 2012 (16/0, 2/0)

- ★ Elected special teams captain by his teammates for the second consecutive season.

- ★ Elected to his second straight Pro Bowl as a special teams player.

- ★ Played in all 16 regular-season games and both playoff games and led the team with 20 special teams tackles. Also compiled two kickoff returns for 39 yards in the regular season and one kickoff return for 19 yards in the playoffs.

- ★ Made three special teams tackles in the win at Miami (12/2), including one on the Dolphins' first drive when Miami muffed a punt and Slater made the stop deep in the Dolphins territory.

### 2011 (16/3, 3/0)

- ★ Elected special teams captain by his teammates for the first time.

- ★ Earned his first career Pro Bowl invitation as a special teams player.

- ★ Appeared in all 16 regular-season games and made three starts on defense at safety. Finished with 10 tackles, a team-high 17 special teams tackles, one forced fumble and registered one reception for 46 yards on offense.

## HONORS & AWARDS

### 2014

Pro Bowl

### 2014

Team Captain

Pro Bowl

Pro Football Writer's Association All-NFL Team

### 2013

Team Captain

Pro Bowl

Pro Football Writer's Association All-AFC Team

### 2012

Team Captain

Pro Bowl

### 2011

Team Captain

Pro Bowl

- ★ Appeared in all three postseason games, primarily on special teams and made one tackle.

- ★ Recorded his first NFL reception, a 46-yard pass from Tom Brady in the first quarter at Miami (9/12). Also made one special teams tackle and returned a kickoff 22 yards.

- ★ Made his first career start vs. Indianapolis (12/4), opening the game at safety and making seven tackles and forcing a fumble that the Patriots recovered, leading to a touchdown in the win.

- ★ Also started at safety at Washington (12/11) and at Denver (12/18).

### 2010 (15/0, 1/0)

- ★ Played in 15 regular-season games and the playoff game and finished the season with a career-high and team-leading 21 tackles on special teams.

- ★ Saw time at wide receiver as well as on special teams (2 tackles) against the Bills (9/26).

- ★ Recorded a season-high four special teams tackles against vs. N.Y. Jets (12/6).

### 2009 (14/0, 1/0)

- ★ Played in 14 regular-season games and finished with 11 kickoff returns for 269 yards, seven special teams tackles and one rushing attempt for 6 yards.

- ★ Played in a reserve role at wide receiver and on special teams coverage units in the postseason game vs. Baltimore (1/10). Had two kickoff returns for 46 yards and one special teams tackle.

- ★ Was inactive for the first two games due to an injury suffered during the preseason.

- ★ Majority of his playing time was on special teams as a kickoff returner and on the kickoff coverage, punt and punt coverage teams.

- ★ Had his first NFL offensive touch at Buffalo (12/20) with a 6-yard gain on an end around in the second quarter.

- ★ Had a career-high 35-yard kickoff return in the regular-season finale at Houston (1/3).

### 2008 (14/0)

- ★ Played in 14 games and was inactive for two contests, while finishing second on the team with 13 special

teams tackles as a rookie.

- ★ Made his NFL debut vs. Kansas City (9/7).
- ★ Led the team in special teams tackles once at Seattle (12/7) and tied for the team lead in special teams tackles twice vs. Kansas City (9/7) and at Oakland (9/14).
- ★ Made one special teams tackle and had one kickoff return for a 28 yards vs. Denver (10/20).
- ★ Led the team with three special teams tackles, including two solo stops at Seattle (12/7).
- ★ Tied for the team lead with two special teams tackles at Oakland (12/14).
- ★ Saw action at wide receiver, safety and on special teams coverage and return units vs. Arizona (12/21).

## COLLEGE

- ★ Played at UCLA for four seasons from 2004-07 after redshirting in 2003.
- ★ In 2007, was named to the first-team All-Pacific-10 conference team as the kick returner and named to SI.com's All-America Team as a kick returner.
- ★ Slater's three touchdowns in 2007 set new UCLA and Pac-10 records for kickoff return touchdowns in a season and a career.
- ★ He tied for the national lead with three touchdowns on kickoff returns in 2007.
- ★ His average of 29.0 is the highest in UCLA history

among players with at least 20 kickoff returns in a season.

- ★ He appeared in all 13 games as a junior in 2006 and excelled on kick coverage.
- ★ As a reserve wide receiver in 2005, he saw action in two games.

## PERSONAL

- ★ Matthew Wilson Slater was born the son of Jackie and Annie Slater on Sept. 9, 1985.
- ★ Lettered in football for two seasons at Servite High School in Anaheim, Calif.
- ★ As a senior, he caught 39 passes for 707 yards and five touchdowns.
- ★ A standout performer in track, finishing second (tied) at the CIF State meet in the 100m (10.67) and fourth in the 200m (21.39).
- ★ His father is a former Los Angeles Ram and NFL Hall of Fame offensive lineman.
- ★ Has one brother, David.
- ★ Enjoys participating in children's ministries with his church in his spare time.
- ★ Was an honor roll student at UCLA and majored in political science.
- ★ Married his wife, Shahrazad, in the 2015 offseason.

## MATTHEW SLATER

Pos: WR Ht: 6-0 Wt: 205 lbs Year: 8th Acq: D5-08 (153rd) College: UCLA Born: 9/9/85

REGULAR SEASON		RECEIVING				RUSHING				KICK RETURNS				PUNT RETURNS			
Year	Team	G/S	No	Yds	Avg	Lg	TD	No	Yds	Avg	Lg	TD	No	Yds	Avg	Lg	TD
2008	Patriots	14/0	0	0	0.0	0	0	0	0	0.0	0	0	11	155	14.1	31	0
2009	Patriots	14/0	0	0	0.0	0	0	1	6	6.0	6	0	11	269	24.5	35	0
2010	Patriots	15/0	0	0	0.0	0	0	0	0	0.0	0	0	0	0	0.0	0	0
2011	Patriots	16/3	1	46	46.0	46	0	0	0	0.0	0	0	4	68	17.0	22	0
2012	Patriots	16/0	0	0	0.0	0	0	0	0	0.0	0	0	2	39	19.5	20	0
2013	Patriots	12/0	0	0	0.0	0	0	0	0	0.0	0	0	2	10	5.0	10	0
2014	Patriots	16/0	0	0	0.0	0	0	0	0	0.0	0	0	2	44	22.0	26	0
2015	Patriots	16/0	0	0	0.0	0	0	0	0	0.0	0	0	0	0	0.0	0	0
<b>Totals - 7 Years</b>		<b>119/3</b>	<b>1</b>	<b>46</b>	<b>46.0</b>	<b>46</b>	<b>0</b>	<b>1</b>	<b>6</b>	<b>6.0</b>	<b>6</b>	<b>0</b>	<b>32</b>	<b>585</b>	<b>18.3</b>	<b>35</b>	<b>0</b>

**Additional Statistics:** Defensive Tackles: 10 in 2011, 1 vs. Jacksonville (9/27/15); Forced Fumbles: 1 vs. Indianapolis (12/4/11); Special Teams Tackles: (112); 2008 (13); 2009 (7); 2010 (21); 2011 (17); 2012 (20); 2013 (14); 2014 (14); 2015 (17).

POSTSEASON		RECEIVING				RUSHING				KICK RETURNS				PUNT RETURNS			
Year	Team	G/S	No	Yds	Avg	Lg	TD	No	Yds	Avg	Lg	TD	No	Yds	Avg	Lg	TD
2009	Patriots	1/0	0	0	0.0	0	0	0	0	0.0	0	0	2	46	23.0	26	0
2010	Patriots	1/0	0	0	0.0	0	0	0	0	0.0	0	0	0	0	0.0	0	0
2011	Patriots	3/0	0	0	0.0	0	0	0	0	0.0	0	0	0	0	0.0	0	0
2012	Patriots	2/0	0	0	0.0	0	0	0	0	0.0	0	0	1	19	19.0	19	0
2013	Patriots	2/1	0	0	0.0	0	0	0	0	0.0	0	0	0	0	0.0	0	0
2014	Patriots	3/0	0	0	0.0	0	0	0	0	0.0	0	0	0	0	0.0	0	0
<b>Totals - 6 Years</b>		<b>12/1</b>	<b>0</b>	<b>0</b>	<b>0.0</b>	<b>0</b>	<b>0</b>	<b>0</b>	<b>0</b>	<b>0.0</b>	<b>0</b>	<b>0</b>	<b>3</b>	<b>65</b>	<b>21.7</b>	<b>26</b>	<b>0</b>

**Additional Statistics:** Special Teams Tackles (9); 2009 (1), 2010 (1), 2011 (1), 2012 (1), 2013 (3), 2014 (2).



# NATE SOLDER



# 77

HT: 6-8 WT: 325

Born: 4/12/1988 Exp. (NFL/Patriots): 5/5  
GP/GS (Playoffs): 67/64 (10/10) Acq: D1-11 (17th)

College: Colorado Hometown: Buena Vista, Colo.

SUPER BOWLS:

## TACKLE



### CAREER TRANSACTIONS

Nate Solder was drafted by the New England Patriots in the first round (17th overall) of the 2011 NFL Draft.

### CAREER HIGHLIGHTS

★ Recorded his first career reception - a 16-yard touchdown from Tom Brady - in the AFC Championship win vs. Indianapolis (1/18/15).

### SEASONAL REVIEWS

#### 2015 (4/4)

- ★ Named offensive co-captain.
- ★ Prior to the start of the season, became the 13th player to receive the New England Patriots Ron Burton Community Service Award.
- ★ Was placed on season-ending IR after suffering a torn bicep late in the second quarter of the win at Dallas (10/11).
- ★ Starter at left tackle through first four games of the season.

#### 2014 (16/16, 3/3)

- ★ Started all 16 regular-season games at left tackle, anchoring an offensive line that helped QB Tom Brady pass for 4,000 yards for the seventh time in his career and 30-plus TD passes for the fifth time in his career.
- ★ Started all three playoff games at left tackle en route to a victory in Super Bowl XLIX. Also caught one pass for his first career touchdown in the AFC Championship Game.
- ★ Helped pave the way for the team to rush for a season-high 246 yards and didn't allow a sack in the win at Indianapolis (11/16).
- ★ Started at left tackle and was part of an offensive line that didn't allow a sack for the second straight game in the win vs. Detroit (11/23).
- ★ Started at left tackle and recorded his first career reception - a 16-yard touchdown from Tom Brady - in the third quarter of the AFC Championship win vs. Indianapolis (1/18).
- ★ Started at left tackle and played every offensive snap in the Super Bowl XLIX win vs. Seattle (2/1).

#### 2013 (15/15, 2/2)

- ★ Started 15 regular-season games at left tackle as part of an offense that ranked seventh overall in total offense and third in scoring.
- ★ Started both playoff games at left tackle.
- ★ Was inactive due to injury at Baltimore (12/22).
- ★ Started at left tackle vs. Pittsburgh (11/3) as part of an offensive line that helped score 55 points and compile 610 yards.
- ★ Left during the second half at Miami (12/15) with a head injury and did not return.

- ★ Returned to action vs. Buffalo (12/29) after missing one game due to injury.

#### 2012 (16/16, 2/2)

- ★ Moved to left tackle following the retirement of Matt Light and started all 16 regular-season games and both playoff contests.
- ★ Stalwart left tackle for the NFL's No. 1 ranked offense, playing a team-high 1,234 offensive snaps.
- ★ Started at left tackle at Buffalo (9/30) and vs. Denver (10/7) on an offense that had two straight 200-yard rushing games for the first time since 1978. Against Denver, New England finished the game with a total of 251 rushing yards on 54 carries. At Buffalo, New England had a total of 247 rushing yards.

#### 2011 (16/13, 3/3)

- ★ Appeared in all 16 games, making 13 starts - 11 at right tackle and two as a tackle-eligible tight end.
- ★ Frequently moved to tight end as an extra blocker in short yardage plays.
- ★ Started all three postseason games and saw action at tackle-eligible tight end.
- ★ Chosen to *Pro Football Weekly's* All-Rookie Team.
- ★ Part of an offensive line that helped Tom Brady become the fourth player in NFL history to eclipse 5,000 passing yards in a single season.
- ★ Pressed into a starting role with Sebastian Vollmer being limited to six games due to injury.
- ★ Started at right tackle in his first NFL game at Miami (9/12) in the season opener. Was part of an offensive line that helped Tom Brady to a personal and franchise best 517 passing yards and a franchise record 622 total yards.
- ★ Started at right tackle but moved to left tackle vs. Miami (12/24) in the first quarter after two teammates went down with injury.
- ★ Appeared in his first postseason game and started at right tackle in win vs. Denver (1/14).
- ★ Started and played right tackle and tackle-eligible tight end in the AFC Championship Game vs. Baltimore (1/22) and started as tackle-eligible tight end in Super Bowl XLVI vs. N.Y. Giants (2/5).

### COLLEGE

- ★ Earned All-American first-team honors in 2010.
- ★ Was a finalist for the Outland Trophy for the best college football offensive lineman as a senior.
- ★ A durable performer, he played in 2,540 out of a possible 2,542 plays on offense from the beginning of his sophomore season through the end of his senior campaign.
- ★ That play total included 1,400 snaps in pass protection, as he limited his opponents to just five sacks.



during that span.

★ Started 36-of-49 total games during his college career, including four as a tight end in 2007.

★ As a junior, Solder received All-Big 12 Conference first-team honors. He played in all but two of the team's 852 offensive plays.

★ Selected team captain as a junior and senior.

★ Honors and Awards (2010): Consensus All-American first-team selection, receiving that honor from the Associated Press, Football Writers Association of America, *The Sporting News*, Walter Camp, *Sports Illustrated*, ESPN.com, *Pro Football Weekly* and *Phil Steele's College Football*; One of three finalists for the Outland Trophy; Unanimous All-Big 12 Conference first-team choice; Named the Male College Athlete of the Year by the Colorado Sports Hall of Fame, and also garnered first-team All-Colorado honors from the state's NFF chapter; Zack Jordan Award winner as the team's most valuable player.

★ Honors and Awards (2009): All-American third-team selection by *The NFL Draft Report*, adding fourth-team honors from *College Football Insiders*; All-Big 12 Conference first-team; and honorable mention from the Associated Press; First-team All-Colorado from the state's chapter of the National Football Foundation; named for the second straight year as one of the recipients of the team's Gold Group Commitment Award, which recognizes excellence with class in a variety of areas; Recipient of the John Wooten Award for outstanding work ethic; Iron Buffalo Award winner among the offensive linemen.

★ Added over 30 pounds of bulk during the offseason and emerged from fall camp as Colorado's starting left tackle his sophomore year in 2008.

★ Honors and Awards (2008): Recipient of the team's Gold Group Commitment Award which recognizes excellence with class in several areas of school, community and general life.

★ Redshirted as a freshman.

## PERSONAL

★ Attended Buena Vista (Colo.) High School and was a standout tight end and middle linebacker.

★ Lettered three times in basketball at center, averaging 15 points and 8 rebounds per game as a senior when BVHS was the league and district champ.

★ Lettered twice in baseball, playing first base and pitching.

## EXTRA POINTS

★ It only took a day for Nate Solder to decide to change from his lifelong position of tight end to tackle after playing his freshman year at Colorado as a tight end.

"My coaches came to me and said, 'You'd be an all right tight end, but you'd be an even better tackle,'" he told *The Boston Globe*. "I've always wanted to be great, so that's why I moved to tackle."

He added over 30 pounds after his redshirt freshman season and was named the team's starting left tackle. He played in 2,540 of 2,542 offensive plays over the next three seasons at Colorado and was an immediate contributor on the Patriots offensive line at right tackle as a rookie. He even had the chance to return to his tight end roots, occasionally filling in as the third tight end in short-yardage situations.

★ Nate's father, Ed, graduated from the Naval Academy and served for 13 years in the Navy as a helicopter and jet pilot. His tours included a stint in Vietnam.

★ Boasted a 3.93 grade point average as a member of the National Honor Society and was an honor roll student his entire prep career.

★ Graduated from Colorado with a degree in biology in May 2010 (with a 3.52 grade point average).

★ Took postgraduate classes toward a second major in integrative physiology during his final semester.

★ National Football Foundation Scholar-Athlete for 2010.

★ Finalist for the William V. Campbell Trophy (considered the "Academic" Heisman).

★ Earned first-team Academic All-Big 12 Conference honors as a red-shirt freshman, sophomore, junior and senior, and also attained CoSIDA Academic All-District status his junior and senior years.

★ Was the recipient of CU's Dean Jacob Van Ek Award for academic excellence for the 2008 and 2010 seasons.

★ An accomplished artist (paintings and sculptures), some of his work earned all-state honors in high school.


★ Following Christmas 2009, he traveled to Guatemala and volunteered at an orphanage. As a sophomore, he went to Italy during the summer to help rebuild a town after it suffered damages from an earthquake.

★ Nate and his wife Lexi have a son, Hudson.

## HONORS & AWARDS

2011

*Pro Football Weekly* All-Rookie Team



# BRYAN STORK



# 66

HT: 6-4 WT: 310  
 Born: 11/15/1990 Exp. (NFL/Patriots): 2/2  
 GP/GS (Playoffs): 21/18 (3/3) Acq: D4a-14 (105th)  
 College: Florida State Hometown: Vero Beach, Fla.

SUPER BOWLS

O F F E N S I V E L I N E



## CAREER TRANSACTIONS

Bryan Stork was drafted by the New England Patriots in the 4th round (105th overall) of the 2014 NFL Draft.

## CAREER HIGHLIGHTS

★ Won back-to-back championships as a senior at Florida State (2014 BCS National Championship) and as a rookie with the Patriots (Super Bowl XLIX).

## SEASONAL REVIEWS

### 2015 (8/6, 1/1)

- ★ Started at center in the playoff victory vs. Kansas City. Left the game with an injury, but returned after halftime and played the entire second half.
- ★ Started at center after missing the last game due to injury and took snaps at left guard at N.Y. Jets (12/27).
- ★ Inactive in the win vs. Tennessee (12/20).
- ★ Started at center vs. Philadelphia (12/6), at Houston (12/13) and at Miami (1/3).
- ★ Made his first start of the seasons at center and played every snap at Denver (11/29).
- ★ Saw action at right guard and center in the win vs. Buffalo (11/23).
- ★ Made his first career start at right tackle and took snaps at left guard when Shaq Mason moved to fullback in goal line situations in the win at N.Y. Giants (11/15).
- ★ Activated to the 53-man roster the day before the win vs. Washington (11/8). Stork saw most of his action at left tackle following the injury to Sebastian Vollmer in the second quarter. Stork also took one snap at right tackle, and saw action at center and left guard. Despite injuries and changes to the rotation, the Patriots rushed for 161 yards and allowed no sacks in the game.
- ★ Placed on Injured Reserve with a designation to return prior to the start of the season.

### 2014 (13/11, 2/2)

- ★ Played in 13 regular-season games with 11 starts, all at center, and helped QB Tom Brady pass for 4,000 yards for the seventh time in his career and 30-plus TD passes for the fifth time.
- ★ Slowed during training camp and the preseason due to injury and did not enter the starting lineup until Week 4.
- ★ Started the AFC Divisional Playoff and Super Bowl XLIX vs. Seattle. Was inactive for the AFC Championship win vs. Indianapolis (1/18) due to injury.

- ★ Was inactive for the season opener at Miami (9/7), at Buffalo (10/12) and vs. N.Y. Jets (10/16) due to injury.
- ★ Made his NFL debut in the win at Minnesota (9/14), entering the game at center in the fourth quarter.
- ★ Made his first NFL start at center at Kansas City (9/29) on Monday Night Football, becoming the first rookie to make a start at center for the Patriots since Dan Koppen in 2003.
- ★ Started his second straight game at center in the win vs. Cincinnati (10/5), helping pave the way for the team to rush for 220 yards.
- ★ Returned from injury to start at center and help the team score a season-high 51 points in the win vs. Chicago (10/26).
- ★ Started at center in the win at Indianapolis (11/16), helping pave the way for the team to rush for a season-high 246 yards and not allowing a sack.
- ★ Started at center and was part of an offensive line that didn't allow a sack for the second straight game in the win vs. Detroit (11/23).
- ★ Made his postseason debut, starting at center in the AFC Divisional win vs. Baltimore (1/10), before leaving the game due to injury.
- ★ Returned from injury to start at center and play every offensive snap in the Super Bowl XLIX win vs. Seattle (2/1).

## COLLEGE

- ★ Started 41-of-51 contests that he appeared in, including each of his final 35 games at center, while seeing action at right guard for four games as a freshman and at left guard for two contests.
- ★ The Seminoles compiled a 45-10 record during Stork's four seasons with the team and he received winning grades for blocking consistency (80 percent or better) in 33 of his starting assignments.
- ★ Won the Rimington Trophy in 2013, given to the nation's top center. Also named a consensus first-team All-American and first team All-ACC.

## PERSONAL

- ★ Born Nov. 15, 1990.
- ★ A tight end in high school, had the frame and the tenacity to make the move to offensive line.
- ★ Primarily a blocker in a run-based high school offense, where he registered 43 pancake blocks.



# BRIAN TYMS



**84**

HT: 6-3 WT: 205

Born: 2/21/1989 Exp. (NFL/Patriots): 3/2

GP/GS: 18/2 (1/0) Acq: FA-14

College: Florida A&M Hometown: Fort Lauderdale, Fla.

SUPER BOWLS:

**W I D E R E C E I V E R**



## PRONOUNCED TMS

### CAREER TRANSACTIONS

Brian Tyms was re-signed by the New England Patriots as a free agent on March 11, 2015 ... Originally signed by San Francisco as a rookie free agent (5/4/12) ... Released by San Francisco (8/27/12) ... Signed by Miami to the practice squad (9/11/12) ... Released by Miami (8/31/13) ... Signed by Miami to the practice squad (9/2/13) ... Signed by Cleveland to the 53-man roster from the Miami practice squad (10/22/13) ... Released by Cleveland (11/26/13) ... Signed by Cleveland to the practice squad (11/28/13) ... Signed by Cleveland to the 53-man roster from the practice squad (12/4/13) ... Released by Cleveland (3/5/14) ... Signed by New England as a free agent (7/27/14).

### SEASONAL REVIEWS

#### 2015 (0/0)

★ Suffered an injury during training camp and was placed on season-ending Injured Reserve.

#### 2014 (11/2, 1/0)

★ Played in 11 regular-season games with two starts after missing the first four games of the season due to an NFL suspension.

★ Finished the season with five receptions for 82 yards and one touchdown. Also made one special teams tackle.

★ Played in the AFC Divisional Playoff vs. Baltimore (1/10) as a reserve and did not compile any statistics. Was inactive in the AFC Championship win vs. Indianapolis (1/18) and the Super Bowl XLIX win vs. Seattle (2/1).

★ Made his Patriots debut and caught his first NFL touchdown pass on his first Patriots reception in the win at Buffalo (10/12), a 43-yarder from Tom Brady.

★ Made his first NFL start in the win at Indianapolis

(11/16) and did not accrue any statistics.

★ Tackled punt returner Keenan Allen at the Chargers 10-yard line for no gain in the win at San Diego (12/7), netting 56 yards of field position.

★ Started at wide receiver vs. Buffalo (12/28), recording a career-high four catches for 39 yards.

#### 2013 (7/0 - Cleveland)

★ Played in seven games for Cleveland after being signed off Miami's practice squad on Oct. 22, recording two receptions for 12 yards.

★ Appeared in his first-career game at Kansas City (10/27).

★ Posted his first and second-career receptions (each for six yards) at N.Y. Jets (12/22).

★ Spent the first six weeks of the season on Miami's practice squad.

#### 2012 (0/0 - Miami, San Francisco)

★ Spent the entire season on Miami's practice squad.

★ Signed by San Francisco as a rookie free agent on May 4, but was released prior to the start of the season.

### COLLEGE

★ Played in 22 games with 13 starts at Florida A&M over two seasons, recording 45 receptions for 661 yards and four touchdowns.

★ Compiled 38 catches for 538 yards and three touchdowns as a senior in 2011.

★ Spent 2008-09 at Tallahassee Community College.

### PERSONAL

★ Born Feb. 21, 1989.

★ Attended Dillard (Fort Lauderdale, Fla.) HS.

★ Brian and his wife Christal have a daughter, Aaliyah, and a son, Brian Jr.

## BRIAN TYMS

Pos: WR Ht: 6-3 Wt: 205 Year: 3rd Acq: FA-14 College: Florida A&M Born: 2/21/89

REGULAR SEASON			RECEIVING				
Year	Team	G/S	Rec	Yds	Avg	Lg	TD
2013	Browns	7/0	2	12	6.0	6	0
2014	Patriots	11/2	5	82	16.4	43t	1
2015	Patriots		Injured reserve				
<b>Totals - 2 Years</b>		<b>18/2</b>	<b>7</b>	<b>94</b>	<b>13.4</b>	<b>43t</b>	<b>1</b>
<b>Additional Statistics:</b> Special Teams Tackles: 1 at San Diego (12/7/14).							
POSTSEASON			RECEIVING				
Year	Team	G/S	Rec	Yds	Avg	Lg	TD
2014	Patriots	1/0	0	0	0.0	0	0
<b>Totals - 1 Year</b>		<b>1/0</b>	<b>0</b>	<b>0</b>	<b>0.0</b>	<b>0</b>	<b>0</b>

# TYMS'S CAREER GAME-BY-GAME

2013	Opponent	P/S	No	Yds	Avg	Lg	TD												
10/27	at Kansas City	p	-	-	-	-	-		10/12	at Buffalo	p	1	43	43.0	43t	1			
11/17	at Cincinnati	p	-	-	-	-	-		10/16	N.Y. Jets	p	-	-	-	-	-			
11/24	Pittsburgh	p	-	-	-	-	-		10/26	Chicago	p	-	-	-	-	-			
12/08	at New England	p	-	-	-	-	-		11/02	Denver	p	-	-	-	-	-			
12/15	Chicago	p	-	-	-	-	-		11/16	at Indianapolis	S	-	-	-	-	-			
12/22	at N.Y. Jets	p	2	12	6.0	6	0		11/23	Detroit	p	-	-	-	-	-			
12/29	at New Orleans	p	-	-	-	-	-		11/30	at Green Bay	p	-	-	-	-	-			
2013 Totals	7/0		2	12	6.0	6	0		12/07	at San Diego	p	-	-	-	-	-			
									12/14	Miami	p	-	-	-	-	-			
									12/21	at N.Y. Jets	p	-	-	-	-	-			
2014	Opponent	P/S	No	Yds	Avg	Lg	TD		12/28	Buffalo	S	4	39	9.8	18	0			
09/07	at Miami		Did Not Play						2014 Totals	11/2	5	82	16.4	43t	1				
09/14	at Minnesota		Did Not Play						01/10	Baltimore	p	-	-	-	-	-			
09/21	Oakland		Did Not Play						01/18	Indianapolis		Inactive							
09/29	at Kansas City		Did Not Play						02/01	Seattle		Inactive							
10/05	Cincinnati		Did Not Play						2014 Postseason	1/0	0	0	0.0	0	0				



## SEBASTIAN VOLLMER



# 76

HT: 6-8 WT: 325

Born: 7/10/1984 Exp. (NFL/Patriots): 7/7

GP/GS (Playoffs): 88/80 (10/10) Acq: D2d-09 (58th)

College: Houston Hometown: Kaarst, Germany

SUPER BOWLS:

O F F E N S I V E L I N E

14

## CAREER TRANSACTIONS

Sebastian Vollmer was signed by the New England Patriots as an unrestricted free agent on March 26, 2013 ... Originally drafted by New England in the second round (58th overall) of the 2009 NFL Draft.

## CAREER HIGHLIGHTS

- ★ Named to the Associated Press All-Pro Second Team and to the *USA Today* All-Joe Team in 2010.
- ★ Named to the 2014 MMQB All-Pro Team

## SEASONAL REVIEWS

### 2015 (14/13, 1/1)

- ★ Returned from injury and started at left tackle in the playoff victory vs. Kansas City (1/16).
- ★ Inactive at Miami (1/3).
- ★ Started at left tackle before leaving the game with an injury in the first quarter at N.Y. Jets (12/27).
- ★ Started at left tackle vs. Philadelphia (12/6), at Houston (12/13) and vs. Tennessee (12/20).
- ★ Returned to the starting lineup at left tackle and played every snap at Denver (11/29).
- ★ Returned from injury rotated in at right tackle in the win vs. Buffalo (11/23).
- ★ Was inactive due to a head injury in the win at N.Y. Giants (11/15).
- ★ Started at left tackle, but left the game after suffering a head injury in the second half of the win vs. Washington (11/8).
- ★ Started at left tackle in the win vs. Miami (10/29).
- ★ Made his first start at left tackle since 2009, when he started five games at left tackle as a rookie, and played every offensive snap in the win vs. the New York Jets

(10/25).

★ Starter at right tackle, but moved to left tackle following an injury to Marcus Cannon in the first series of the game. Vollmer hadn't played left tackle since his rookie season in 2009.

★ Starter at right tackle playing every offensive snap through the first four games.

### 2014 (15/15, 3/3)

- ★ Started all 15 regular-season games that he played at right tackle, helping QB Tom Brady pass for 4,000 yards for the seventh time in his career and 30-plus TD passes for the fifth time in his career.
- ★ Started all three playoff games at right tackle en route to a victory in Super Bowl XLIX.
- ★ Was inactive for the regular-season finale vs. Buffalo (12/28) due to injury.
- ★ Helped pave the way for the team to rush for a season-high 246 yards and didn't allow a sack in the win at Indianapolis (11/16).
- ★ Started at right tackle and was part of an offensive line that didn't allow a sack for the second straight game in the win vs. Detroit (11/23).
- ★ Started at right tackle and played every offensive snap in the Super Bowl XLIX win vs. Seattle (2/1).

### 2013 (8/8, 0/0)

- ★ Started the first eight games of the year at right tackle before suffering a leg injury vs. Miami (10/27) and missed the rest of the season.
- ★ Left the second half of game vs. Tampa Bay (9/22) with a foot injury and did not return.
- ★ Returned to starting lineup at Atlanta (9/29).
- ★ Was placed on injured reserve with a leg injury on

**2012 (15/15, 2/2)**

- ★ Started all 15 regular-season games in which he appeared at right tackle.
- ★ Dependable right tackle for the NFL's No. 1 ranked offense.
- ★ Also started both playoff contests.
- ★ Was inactive due to injury at N.Y. Jets (11/22).
- ★ Started along an offensive line that paved the way for two 100-yard rushers and a win at Buffalo (9/30).
- ★ Started at right tackle vs. Denver (10/7) on an offense that had its second straight 200-yard rushing game for the first time since 1978.
- ★ Returned for the win at Miami (12/2) after missing one game due to injury.

**2011 (6/5, 1/1)**

- ★ Limited to six games during the regular season, starting five at right tackle.
- ★ Made one postseason appearance, starting at right tackle in Super Bowl XLVI vs. N.Y. Giants (2/5).
- ★ Inactive for 10 regular-season and two playoff games due to injury.
- ★ Returned from injury to start at right tackle as part of an offensive line that helped Tom Brady throw for 423 yards in the home opener vs. San Diego (9/18).
- ★ Started at right tackle as part of an offensive line that paved the way for the Patriots to pick up 157 yards on the ground in a win vs. Kansas City (11/21).

**2010 (16/16, 1/1)**

- ★ Started at right tackle in all 16 regular-season games and was named to the Associated Press All-Pro Second Team as well as *USA Today's* All-Joe team.
- ★ Part of an offensive line that helped BenJarvus Green-Ellis become the 11th Patriots running back and the first since Corey Dillon in 2004 to eclipse the 1,000-yard mark with a career-high 1,008 yards in 2010.
- ★ Helped the Patriots become the first team in 2010 to record over 100 rushing yards (103) against a stingy Steelers defense at Pittsburgh (11/14) in the 39-26 win. Also helped power Tom Brady to 350 passing yards.
- ★ Part of an offensive line that helped contribute to the Patriots scoring the seventh most points in a season in NFL history.

**2009 (14/8, 1/1)**

- ★ Played in 14 regular-season games, starting eight, with five starts at left tackle and three starts at right tackle while missing two games due to injury.
- ★ Started at right tackle in the postseason game vs. Baltimore (1/10).
- ★ Started at left tackle in place of the injured Matt Light vs. Tennessee (10/18), at Tampa Bay (10/25), vs. Miami (11/8), at Indianapolis (11/15) and vs. N.Y. Jets (11/22).
- ★ Started at right tackle in the final three games of the season, at Buffalo (12/20), vs. Jacksonville (12/27) and at Houston (1/3).
- ★ Also utilized on special teams and as an eligible receiver as an extra blocker in short-yardage situations.
- ★ Made his first NFL start at left tackle vs. Tennessee (10/18) in the Patriots 59-0 win in place of the injured

**EXTRA POINTS**

- ★ Played soccer and was a swimmer while growing up in Germany. He began playing football at the age of 14 for the Duesseldorf club team called the Duesseldorf Panther. That led to him playing for the national team and the European All-Star team that participated in the Global Junior Championships in San Diego, Calif., where he was recruited by the University of Houston.
- ★ While at Houston, Sebastian earned the nickname "Sea Bass".

**HONORS & AWARDS****2014**

MMQB All-Pro Team

**2010**Associated Press All-Pro: Second Team  
*USA Today* All-Joe Team

Matt Light.


**COLLEGE**

- ★ U.S. college coaches lined up to sign Vollmer after he appeared in the 2004 Global Junior Championships in San Diego, but he spoke almost no English when he signed with Houston.
- ★ He started his college career as a 250-pound tight end before growing into a first-team All-Conference USA left tackle as a senior.
- ★ Five years removed from moving to this country, Vollmer became one of the top linemen in Conference USA and started his last 25 games at tackle for the Cougars despite playing tight end and blocking back as a sophomore.

**PERSONAL**

- ★ Vollmer did not start playing football until he was 14 years old, but still helped his German prep school win two national championships.
- ★ Sebastian Georg Vollmer was born to Jutta and Werner Vollmer on July 10, 1984, in Duesseldorf, Germany.
- ★ Attended Quirinus Gymnasium (Germany).
- ★ Helped lead his prep team to a 25-0 record over his career.
- ★ Named to the European All-Star team and was twice a member of national championship teams.
- ★ Was also recruited to play football at Western Michigan, Louisiana Tech and Indiana.
- ★ Earned a degree in communications and economics at Houston.
- ★ Married to wife, Lindsey.





LAADRIAN  
WADDLE



68

HT: 6-6 WT: 328

Born: 7/21/1991 Exp. (NFL/Patriots): 3/1

GP/GS: 31/24 (0/0) Acq: CW (DET)-15

College: Texas Tech Hometown: Columbus, Texas

OFFENSIVE LINE

## CAREER TRANSACTIONS

LaAdrian Waddle was claimed off waivers from Detroit and awarded to the New England Patriots on December 16, 2015 ... Originally signed by Detroit as a rookie free agent (5/2/13) ... Released by Detroit (12/15/15).

## SEASONAL REVIEWS

### 2015 (9/6 – New England, Detroit)

- ★ Was inactive during the playoff victory vs. Kansas City (1/16).
- ★ Made his Patriots at left tackle when Sebastian Vollmer left the game in the first quarter with an injury, but left the game himself with a shoulder injury at N.Y. Jets (12/27).
- ★ Was inactive vs. Tennessee (12/20).
- ★ Appeared in eight games with six starts at right tackle before being released in December.
- ★ Was a healthy scratch for four contests.

### 2014 (10/10, 0/0 – Detroit)

- ★ Started all 10 games he appeared in at right tackle and missed four games due to injury.
- ★ Was placed on injured reserve on Dec. 17, causing him to miss the final two games of the regular season and a playoff game.
- ★ Began season as starting right tackle but left Week 1 game with a calf injury after the first series.

### 2013 (12/8 – Detroit)

- ★ Took over the starting right tackle position midway through the season and played in 12 games with eight starts. Helped pave the way for the Lions to average 392.1 net yards per game, the sixth-best mark in the League, and 15 rushing touchdowns.
- ★ Started his first game vs. Dallas (10/27) at right tackle and helped the Lions set a franchise single-game record by accumulating 638 total offensive yards (143 rushing, 480 passing). They broke the previous record of 591 yards vs. New York Yanks November 23, 1950.

## COLLEGE

- ★ Named All-Big 12 by Phil Steele, *Dallas Morning News*, *Waco Tribune-Herald* and ESPN as a senior.
- ★ Ended his career at Texas Tech with 38 consecutive starts and 40 overall career starts on the offensive line.
- ★ Started all 13 games at left tackle for the Red Raiders as a senior and was part of an offensive line that helped pave the way for Red Raider running backs that rushed for 1,673 yards during the regular season (12 games), the most by Texas Tech since 1998 (2,219).

## PERSONAL

- ★ Son of Gregory Waddle and Christine Coleman
- ★ Majored in business administration.
- ★ Returned to Texas Tech during the 2015 offseason to finish his college degree.



# DEKODA WATSON



# 52

HT: 6-2 WT: 245  
Born: 3/3/1988 Exp. (NFL/Patriots): 6/1  
GP/GS (Playoffs): 71/7 (3/0) Acq: FA-15  
College: Florida State Hometown: Aiken, S.C.

## LINEBACKER

### CAREER TRANSACTIONS

Dekoda Watson was signed by the New England Patriots as a free agent on December 29, 2015 ... Originally drafted by Tampa Bay in the seventh round (217th overall) of the 2010 NFL Draft ... Signed by Jacksonville as an unrestricted free agent from Tampa Bay (3/12/14) ... Released by Jacksonville (11/11/14) ... Signed by Dallas as a free agent (11/14/14) ... Released by Dallas (5/8/15) ... Signed by New England as a free agent (5/12/15) ... Released by New England (8/31/15) ... Signed by New England (9/16/15) ... Released by New England (9/30/15).

### SEASONAL REVIEWS

#### 2015 (1/0, 1/0)

- ★ Recorded one tackle on defense and one tackle on special teams in the playoff victory vs. Kansas City (1/16). Saw increased playing time on defense when Jamie Collins and Jerod Mayo left the game with injuries in the fourth quarter.
- ★ Recorded one special teams tackle and played one defensive snap at Miami (1/3).
- ★ Re-joined the Patriots on Dec. 29 prior to the Patriots' regular season finale.
- ★ Released by the Patriots on Aug. 31 before being re-signed on Sept. 16 and then was released again on Sept. 30.

#### 2014 (1/0, 2/0 – Dallas)

- ★ Joined Dallas on Nov. 14 after being released by Jacksonville and played in one regular-season game as a reserve but did not accrue any statistics.
- ★ Appeared in two postseason contests and made one special teams tackle.

#### 2014 (9/1 – Jacksonville)

- ★ Appeared in nine games with one start and posted eight tackles on defense and seven special teams tackles before being released on Nov. 11.

#### 2013 (15/3 – Tampa Bay)

- ★ Played in 15 games with three starts and recorded career highs with 37 tackles, two sacks and one interception. Also tied a career high by forcing one fumble. Also posted five special teams tackles, one blocked punt and one fumble recovery.
- ★ Recorded two tackles and his first career interception vs. New Orleans (9/15).
- ★ Tied for team lead with six tackles vs. Arizona.
- ★ Registered two tackles and blocked a punt for the third time in his career at Atlanta (11/17).
- ★ Notched a single-game career high 11 tackles vs. San Francisco (12/15).

#### 2012 (16/0 – Tampa Bay)

- ★ Appeared in all 16 games as a reserve and led the Buccaneers with seven special teams tackles, two special teams fumble recoveries and two blocked punts.
- ★ Became one of only three players since 2007 to block more than one punt in a single season (Bryan Braman - Houston, 2012; Charles Tillman - Chicago, 2007). Also made two tackles on defense.
- ★ Earned NFC Special Teams Player of the Month Award for November after blocked a punt, which was returned for a Buccaneers touchdown, recovered a special teams fumble that led to a Buccaneers touchdown, and made two special teams tackles, all occurring in Tampa Bay's

### EXTRA POINTS

- ★ Between 2012-2013, Watson blocked three punts, the most among all NFL players and more than all but three other teams' totals over that span (Oakland - 4, Denver - 3, San Francisco - 3).

### HONORS & AWARDS

#### 2012

NFC Special Teams Player of the Month (November)

three wins in the month.

- ★ Played in the season opener vs. Carolina (9/9) and helped Tampa Bay's defense tie a franchise record for fewest rushing yards allowed in a game (10).
- ★ Blocked his first career punt vs. San Diego (11/11), which was returned 29 yards for a touchdown.
- ★ Recorded his second blocked punt of the season at Atlanta (12/30).

#### 2011 (14/2 – Tampa Bay)

- ★ Saw action in 14 games with two starts and registered 20 tackles, one sack, three passes defended, one forced fumble and one fumble recovery. Also made six tackles on special teams.
- ★ Started at linebacker at Atlanta (9/25) and registered his first career sack.
- ★ Started his second game of the season at San Francisco (10/9) and posted a season-high seven tackles.

#### 2010 (15/1 – Tampa Bay)

- ★ Played in 15 games with one start as a rookie and posted 19 special teams tackles, the highest total by

a Buccaneers rookie since DB Dwight Smith made recorded 21 in 2001.

★ Made his NFL debut vs. Cleveland (9/12) and had two special teams tackles.

★ Started his first NFL game vs. Carolina (11/14) made three tackles on defense as well as two special teams tackles.

★ Made a season-high five tackles at New Orleans (1/2).

### COLLEGE

★ Started 32 of 47 games during his four-year career at Florida State and registered 184 tackles, 11½ sacks, 10 passes defended, three fumble recoveries, two interceptions and one safety. Also blocked three kicks, including one that he recovered.

★ Was a team captain and a second team All-ACC selection as a senior, posting 65 tackles, 6½ sacks, one fumble recovery and one pass defended.

### PERSONAL

★ Attended South Aiken (S.C.) High School where he played defensive end and registered 225 tackles and 25 sacks over his final two seasons.

★ Earned Prep Star All-Region honors and was selected All-State, in addition to being named to the All-Southern team by the *Orlando Sentinel* in 2005.

★ Also a standout track and field athlete as a sprinter/jumper.

★ Majored in social science at Florida State.

## DEKODA WATSON

Pos: LB Ht: 6-2 Wt: 245 Year: 6th Acq: FA-15 College: Florida State Born: 3/3/88

REGULAR SEASON		TACKLES						INTERCEPTIONS					MISCELLANEOUS					
Year	Team	G/S	TT	UT	A	S	Yds	No	Yds	Avg	Lg	TD	PD	FF	FR	Yds	TD	SpT
2010	Buccaneers	15/1	17	12	5	0.0	0.0	0	0	0.0	0	0	2	0	0	0	0	19
2011	Buccaneers	14/2	20	13	7	1.0	7.0	0	0	0.0	0	0	3	1	1	0	0	6
2012	Buccaneers	16/0	2	2	0	0.0	0.0	0	0	0.0	0	0	0	0	0	0	0	7
2013	Buccaneers	15/3	37	29	8	2.0	12.0	1	0	0.0	0	0	1	1	1	0	0	5
2014	Jaguars	9/1	8	3	5	0.0	0.0	0	0	0.0	0	0	0	0	0	0	0	7
2014	Cowboys	1/0	0	0	0	0.0	0.0	0	0	0.0	0	0	0	0	0	0	0	0
2015	Patriots	1/0	0	0	0	0.0	0.0	0	0	0.0	0	0	0	0	0	0	0	1
<b>Totals – 7 Years</b>		<b>71/7</b>	<b>84</b>	<b>59</b>	<b>25</b>	<b>3.0</b>	<b>19.0</b>	<b>1</b>	<b>0</b>	<b>0.0</b>	<b>0</b>	<b>0</b>	<b>6</b>	<b>2</b>	<b>2</b>	<b>0</b>	<b>0</b>	<b>45</b>
<b>Additional Statistics:</b> 3 Blocked Punts - vs. San Diego (11/11/12), at Atlanta (12/30/12), vs. Atlanta (11/17/13).																		
POSTSEASON		TACKLES						INTERCEPTIONS					MISCELLANEOUS					
Year	Team	G/S	TT	UT	A	S	Yds	No	Yds	Avg	Lg	TD	PD	FF	FR	Yds	TD	SpT
2014	Cowboys	2/0	0	0	0	0.0	0.0	0	0	0.0	0	0	0	0	0	0	0	1
2015	Patriots	1/0	1	0	1	0.0	0.0	0	0	0.0	0	0	0	0	0	0	0	1
<b>Totals – 2 Years</b>		<b>2/0</b>	<b>1</b>	<b>0</b>	<b>1</b>	<b>0.0</b>	<b>0.0</b>	<b>0</b>	<b>0</b>	<b>0.0</b>	<b>0</b>	<b>0</b>	<b>0</b>	<b>0</b>	<b>0</b>	<b>0</b>	<b>0</b>	<b>2</b>



# RYAN WENDELL



# 62

HT: 6-2 WT: 300  
 Born: 3/4/1986 Exp. (NFL/Patriots): 7/7  
 GP/GS (Playoffs): 79/49 (12/7) Acq: FA-09  
 College: Fresno State Hometown: Pomona, Calif.  
SUPER BOWLS:

OFFENSIVE LINE

**PRONOUNCED** when-DELL

## CAREER TRANSACTIONS

Ryan Wendell was re-signed by the New England Patriots as an unrestricted free agent on March 31, 2014 ... Originally signed by New England as a rookie free agent (5/2/08) ... Released by New England (8/26/08) ... Signed by New England to the practice squad (9/24/08) ... Released by New England (9/22/09) ... Signed by New England to the practice squad (9/24/09) ... Signed by New England to the 53-man roster from the practice squad (12/31/09).

## CAREER HIGHLIGHTS

- ★ A versatile offensive lineman, Wendell has played and started at three different positions along the offensive line - left guard, center and right guard.
- ★ Elected co-captain for the first time in 2015.

## SEASONAL REVIEWS

### 2015 (2/0)

- ★ Placed on season-ending injured reserve (knee) the day before the win vs. Washington (11/8).
- ★ Replaced Tre' Jackson at right guard when he injured his knee in the fourth quarter of the win vs. Miami (10/29).
- ★ Made his first appearance of the 2015 season, taking one snap as a fullback in a goal-line situation.
- ★ Slowed by illness for the first few games of the year and was inactive for the first five games.
- ★ Elected co-captain for the first time.

### 2014 (14/12, 3/3)

- ★ Played in 14 regular-season games with 12 starts - 10 at right guard and two at center in place of an injured Bryan Stork.
- ★ Started all three playoff games - two at right guard and one at center - en route to a win in Super Bowl XLIX.
- ★ Was inactive at Minnesota (9/14) and vs. Oakland (9/21) due to injury.
- ★ Played at right guard in the fourth quarter at Kansas City (9/29), marking his first action at right guard since he started the final two games at right guard in 2010.
- ★ Made his first start of the season at right guard in the win vs. Cincinnati (10/5), helping pave the way for the team to rush for a then season-high 220 yards. It was his first start at right guard since he started the final two games at right guard in 2010.
- ★ Started at center in the win at Buffalo (10/12) for an injured Bryan Stork. It was his second start of the season and his first at center.
- ★ Started at right guard and helped pave the way for the team to rush for a season-high 246 yards and didn't allow a sack in the win at Indianapolis (11/16).

## EXTRA POINTS

- ★ Had his jersey retired at Diamond Bar High School and was elected to the school's Hall of Fame.
- ★ An excellent student, who won the California Governor's Scholar Share Award.
- ★ Nicknamed "Wendy" by his teammates.

## HONORS & AWARDS

2012

*USA Today* All-Joe Team

- ★ Started at right guard and was part of an offensive line that didn't allow a sack for the second straight game in the win vs. Detroit (11/23).
- ★ Started at right guard before shifting over to center to replace injured starter Bryan Stork in the AFC Divisional win vs. Baltimore (1/10).
- ★ Started at center in the AFC Championship win vs. Indianapolis (1/18) in place of injured Bryan Stork.
- ★ Started at right guard and played every offensive snap in the Super Bowl XLIX win vs. Seattle (2/1/15).

### 2013 (16/16, 2/2)

- ★ Started all 16 regular-season games and both playoff contests at center as part of an offense that ranked seventh overall in total offense and third in scoring.
- ★ Started at center vs. Pittsburgh (11/3) as part of an offensive line that help score 55 points and compile 610 yards.

### 2012 (16/16, 2/2)

- ★ Started all 16 regular-season games and both playoff contests at center for the NFL's No. 1 ranked offense.
- ★ Earned starting center job out of training camp over incumbent Dan Koppen.
- ★ Led all NFL players in playing time in 2012 by starting all 16 games and playing 1,379 total snaps (1,231 offense, 148 special teams).
- ★ Started along an offensive line that paved the way for two 100-yard rushers and a win at Buffalo (9/30).
- ★ Started at center vs. Denver (10/7) on offense that had its second straight 200-yard rushing game for the first time since 1978.

### 2011 (14/3, 3/0)

- ★ Saw action in 14 regular-season games, starting three - two at center and one at left guard.
- ★ Played in a reserve role in all three playoff games including Super Bowl XLVI vs. N.Y. Giants (2/5).

- ★ Started his first game of the season and first ever at center, in place of the injured Dan Connolly at Philadelphia (11/27).
- ★ Inserted into the starting lineup at left guard vs. Miami (12/24) after Matt Light went down with an injury and Logan Mankins shifted to left tackle.
- ★ Made his first career start at left guard in the Patriots win vs. Buffalo (1/1) in place of an injured Logan Mankins.

## 2010 (15/2, 1/0)

- ★ Played in 15 regular-season games with two starts and was inactive for one game.
- ★ Made his first two starts of his career in the final two games of the season at Buffalo (12/26) and vs. Miami (1/2) at right guard in place of an injured Dan Connolly.
- ★ Saw time on the offensive line, filling in for Dan Connolly when he moved to fullback in goal-line situations and on special teams throughout the season.
- ★ Replaced Stephen Neal at right guard during the Cincinnati game for a few plays, marking his first NFL action on the offensive line (9/12).

## 2009 (2/0, 1/0)

- ★ Earned a spot on the 53-man roster coming out of training camp and played in the first two games of the season before being released and signed to the practice squad.
- ★ Was signed back to the 53-man roster prior to the regular-season finale but was inactive for the game at Houston (1/3).
- ★ Made his NFL debut on special teams in the 2009 season-opener vs. Buffalo (9/14).

- ★ Played as a reserve on special teams at N.Y. Jets (9/20).

- ★ Saw action on special teams in the postseason game vs. Baltimore (1/10).

## 2008 (0/0)

- ★ Spent his first NFL season on the Patriots practice squad after signing with the team as a rookie free agent.

## COLLEGE

- ★ Played center at Fresno State and was part of an offensive line that set a school record for fewest sacks surrendered with 12.
- ★ Earned All-WAC and Academic All-WAC honors.
- ★ Played in nine games as a true freshman in 2004.
- ★ In 2004, he helped school finish as the nation's fifth-ranked offense, scoring more than 38 points per game.

## PERSONAL

- ★ Ryan Wendell was born on March 4, 1986.
- ★ Attended Diamond Bar (Calif.) High School where he had his jersey retired and was named to the school's hall of fame.
- ★ Selected first-team All-CIF Southern Section as a defensive lineman as a senior and as an offensive lineman as a junior.
- ★ Named the Sierra League's Most Valuable Player.
- ★ An excellent student, who won the California Governor's Scholar Share Award.



JAMES  
WHITE



28

HT: 5-10 WT: 205

Born: 2/3/1992 Exp. (NFL/Patriots): 2/2

GP/GS (Playoffs): 17/1 (1/0) Acq: D4b-14 (130th)

College: Wisconsin Hometown: Ft. Lauderdale, Fla.

SUPER BOWLS®

R U N N I N G B A C K

14

## CAREER TRANSACTIONS

James White was drafted by the New England Patriots in the fourth round (130th overall) of the 2014 NFL Draft.

## SEASONAL REVIEWS

### 2015 (14/1, 1/0)

- ★ Made his postseason debut catching two passes for 39 yards and rushing once for five yards in the postseason victory vs. Kansas City (1/16).
- ★ Led the team with 63 receiving yards on two catches and also rushed three times for five yards at Miami (1/3).
- ★ Led the team in receptions with seven catches for 71 yards, including a 31-yard touchdown in the win vs. Tennessee (12/20). Also rushed once for six yards.
- ★ Rushed two times for four yards and caught five passes for 28 yards and a 9-yard touchdown with 1:55 left in the fourth quarter, forcing the game into overtime at N.Y. Jets (12/27).

- ★ Led the team in receptions with seven catches for 71 yards, including a 31-yard touchdown in the win vs. Tennessee (12/20). Also rushed once for six yards.

- ★ Rushed one time for a two-yard touchdown and caught four passes for 38 yards in the win at Houston (12/13). White's 27-yard reception in the third quarter marks the longest reception of his career.

- ★ Rushed two times for four yards and set career highs, catching 10 passes for 115 yards and a 4-yard touchdown in the second quarter vs. Philadelphia (12/6). White's 115 receiving yards are the fourth most in Patriots history by a running back in a game.

- ★ Rushed three times for one yard and caught two passes for five yards at Denver (11/29/13)

- ★ Scored his first NFL touchdowns on a 20-yard pass from Tom Brady in the second quarter and a 6-yard run in the third quarter of the win vs. Buffalo (11/23). White totaled two rushes for 14 yards and receptions for 32 yards in the game. His 20-yard touchdown catch was the longest reception of



his career.

- ★ Rushed once for five yards and caught one pass for six yards in the win at N.Y. Giants (11/15).
- ★ Was inactive in the win vs. Washington (11/9).
- ★ Rushed three times for three yards in the win vs. Miami (10/29).
- ★ Made his first NFL start, rushing twice for four yards and catching three passes for 26 yards in the win vs. the New York Jets (10/25).
- ★ Saw limited playing time on offense in the win at Indianapolis (10/18).
- ★ Saw limited playing time on offense in the win at Dallas (10/11).
- ★ Rushed twice for eight yards and caught four passes for 26 yards in the win vs. Jacksonville (9/27).
- ★ Was inactive in the win at Buffalo (9/20).
- ★ Played in one play on a kneel down prior to the end of the first vs. Pittsburgh (9/10).

## 2014 (3/0, 0/0)

- ★ Played in three regular-season games and tallied 38 yards rushing on nine carries (4.2 avg.) and five receptions for 23 yards.
- ★ Was inactive for 13 regular-season games and all three playoff contests.
- ★ Made his NFL debut at Kansas City (9/29), carrying three times for 21 yards and posting three receptions for 15 yards.
- ★ Rushed six times for 17 yards and fell on a Tom Brady fumble in the win vs. Chicago (10/26).
- ★ Caught two passes for eight yards vs. Buffalo (12/28).

## COLLEGE

- ★ Played in 52 games with 12 starts and finished career ranked No. 4 all-time at Wisconsin with 4,015 rushing yards and third all-time at UW in rushing touchdowns (45), which is tied for the eighth-most in Big Ten history. Also ranks third all-time at UW in total touchdowns (48), the ninth-most by a Big Ten player.

- ★ Finished career ranked No. 4 all-time at UW with 5,450 all-purpose yards and set UW record for career average per rushing attempt at 6.24 yards per carry, the fifth-best mark in Big Ten history.
- ★ With 1,052 rushing yards as a freshman and 1,444 as a senior, became eighth player in school history with multiple 1,000-yard rushing seasons.
- ★ In 2013, combined with RB Melvin Gordon (1,609) to set FBS single-season record for rushing yards by teammates at 3,053 yards.
- ★ Finished with 18 career 100-yard rushing games, tied for the sixth-most in school history.
- ★ Recorded the longest run in school history with 93-yard touchdown on UW's first play from scrimmage vs. Indiana (11/16/13).
- ★ Set school record for receiving yards by a running back with 670 for his career.

## PERSONAL

- ★ Rushed 319 times for 2,568 yards and 38 touchdowns and made 65 catches for 473 yards and eight touchdowns in his high school career.
- ★ As a senior, named first-team all-county, compiling 136 rushes for 1,145 yards and 15 touchdowns and made 24 catches for 253 yards and five touchdowns.
- ★ Named all-county second-team as a junior after rushing for 18 touchdowns and 960 yards on 127 carries and catching 17 passes for 184 yards and three touchdowns.
- ★ Named honorable mention all-county as a sophomore, rushing for 463 yards and five touchdowns on 56 carries.
- ★ Also earned lettered in baseball.
- ★ Relative, Santana Moss, played in the NFL for the Washington Redskins.
- ★ Relative, Craig White, played football at the University of Minnesota.
- ★ Studied agricultural and life sciences with a focus in communication at Wisconsin.

## JAMES WHITE

Pos: RB Ht: 5-10 Wt: 205 Year: 2nd Acq: D4b-14 (130th) College: Wisconsin Born: 2/3/92

REGULAR SEASON			RUSHING					RECEIVING					KICK RETURNS					PUNT RETURNS					
Year	Team	G/S	No	Yds	Avg	Lg	TD	No	Yds	Avg	Lg	TD	No	Yds	Avg	Lg	TD	No	FC	Yds	Avg	Lg	TD
2014	Patriots	3/0	9	38	4.2	11	0	5	23	4.6	11	0	0	0	0.0	0	0	0	0	0.0	0	0	0
2015	Patriots	14/1	22	56	2.5	8	2	40	410	10.3	30	4	0	0	0.0	0	0	0	0	0.0	0	0	0
Totals – 2 Years		17/1	31	94	3.0	11	2	45	433	9.6	30	4	0	0	0.0	0	0	0	0	0.0	0	0	0
POSTSEASON			RUSHING					RECEIVING					KICK RETURNS					PUNT RETURNS					
Year	Team	G/S	No	Yds	Avg	Lg	TD	No	Yds	Avg	Lg	TD	No	Yds	Avg	Lg	TD	No	FC	Yds	Avg	Lg	TD
2015	Patriots	1/0	1	5	5.0	5	0	2	39	19.5	25	0	0	0	0.0	0	0	0	0	0.0	0	0	0
Totals – 1 Year		1/0	1	5	5.0	5	0	2	39	19.5	25	0	0	0	0.0	0	0	0	0	0.0	0	0	0

## WHITE'S CAREER GAME-BY-GAME

		Rushing						Receiving																								
2014	Opponent	P/S	No	Yds	Avg	Lg	TD	No	Yds	Avg	Lg	TD																				
09/07	at Miami		Inactive											11/23	Detroit	Inactive																
09/14	at Minnesota		Inactive											11/30	at Green Bay	Inactive																
09/21	Oakland		Inactive											12/07	at San Diego	Inactive																
09/29	at Kansas City	p	3	21	7.0	11	0	3	15	5.0	11	0			12/14	Miami	Inactive															
10/05	Cincinnati		Inactive											12/21	at N.Y. Jets	Inactive																
10/12	at Buffalo		Inactive											12/28	Buffalo	p	-	-	-	-	-	2	8	4.0	5	0						
10/16	N.Y. Jets		Inactive											<b>2014 Totals</b>								<b>3/0</b>	<b>9</b>	<b>38</b>	<b>4.2</b>	<b>11</b>	<b>0</b>	<b>5</b>	<b>23</b>	<b>4.6</b>	<b>11</b>	<b>0</b>
10/26	Chicago	p	6	17	2.8	4	0	-	-	-	-	-			01/10	Baltimore	Inactive															
11/02	Denver		Inactive											01/18	Indianapolis	Inactive																
11/16	at Indianapolis		Inactive											02/01	Seattle	Inactive																
													<b>2014 Postseason</b>		<b>0/0</b>	<b>0</b>	<b>0</b>	<b>0.0</b>	<b>0</b>	<b>0</b>	<b>0</b>	<b>0</b>	<b>0</b>	<b>0.0</b>	<b>0</b>	<b>0</b>						



# MICHAEL WILLIAMS



**85**

HT: 6-6 WT: 304  
Born: 9/8/1990 Exp. (NFL/Patriots): 2/1  
GP/GS: 15/9 (1/0) Acq: TR (DET)-15  
College: Alabama Hometown: Reform, Ala.

**TIGHT END**

## CAREER TRANSACTIONS

Michael Williams was acquired by the New England Patriots from Detroit in a trade in exchange for an undisclosed future draft pick on Aug. 26, 2015 ... Originally drafted by Detroit in the seventh round (211th overall) of the 2013 NFL Draft ... Released by Detroit (8/30/14) ... Signed by Detroit to the practice squad (8/31/14)

## SEASONAL REVIEWS

### 2015 (15/9, 1/0)

- ★ Made his postseason debut. Contributed on offense and recorded one special teams tackle in the post season victory vs. Kansas City (1/16).
- ★ Started at fullback and also rotated in at tight end at Miami(1/3).
- ★ Started at tight end in a two-tight end alignment at N.Y. Jets (12/27).
- ★ Started at tight end and caught one pass for seven yards in the win vs. Tennessee (12/20).
- ★ Contributed on offense and special teams in the win at Houston (12/13).
- ★ Started at tight end in a two-tight end alignment and returned one kickoff for no gain vs. Philadelphia (12/6).
- ★ Was inactive at Denver (11/29).
- ★ Started at tight end in a two-tight end alignment in the win vs. Buffalo (11/23).
- ★ Started at tight end in a three-tight end set and took snaps at fullback in the win at N.Y. Giants (11/15).
- ★ Contributed on offense and special teams in the win vs. Washington (11/8).
- ★ Started in a two-tight end alignment in the win vs. Miami (10/29).
- ★ Caught one pass for four yards in the win vs. the New York Jets (10/25).
- ★ Started for the second consecutive week in a two-tight end alignment in the win at Indianapolis (10/18).
- ★ Made his first NFL start in a two-tight end alignment

in the win at Dallas (10/11).

- ★ Contributed on offense and special teams in the win vs. Jacksonville (9/27).
- ★ Recorded his first career reception in win at Buffalo (9/20). Ran for 11 yards after the catch registering a 15-yard reception.
- ★ Saw action on offense and special teams in season opener vs. Pittsburgh (9/10). Returned one kickoff for eight yards.

### 2014 (0/0, 0/0 – Detroit)

- ★ Spent the 2014 offseason with Detroit converting from tight end to offensive tackle.
- ★ Was released at the end of training camp and spent the season on the Lions practice squad .

### 2013 (0/0 – Detroit)

- ★ Originally drafted by the Lions as a tight end, suffered an injury in preseason and spent the year on Injured Reserve.

## COLLEGE

- ★ Played in 54 games with 40 starts as a tight end at Alabama and logged 51 receptions for 503 yards and seven touchdowns.
- ★ Finished his senior campaign with a career-high 21 receptions for 166 yards and three touchdowns en route to a win over Notre Dame in the BCS National Championship Game.
- ★ Redshirted as a true freshman in 2008.

## PERSONAL

- ★ Attended Pickens County (Ala.) High School where he played both defensive end and tight end. Had over 400 yards receiving and five touchdowns as a senior.
- ★ Also earned All-Area and Honorable Mention All-State honors in basketball.

PLAYERS

## MICHAEL WILLIAMS

Pos: TE Ht: 6-6 Wt: 304 Year: 2nd Acq: TR (Detroit) - 15 College: Alabama Born: 9/9/90

REGULAR SEASON		RUSHING					RECEIVING					KICK RETURNS					PUNT RETURNS						
Year	Team	G/S	No	Yds	Avg	Lg	TD	No	Yds	Avg	Lg	TD	No	Yds	Avg	Lg	TD	No	FC	Yds	Avg	Lg	TD
2013	Lions		Injured Reserve																				
2015	Patriots	15/9	0	0	0	0	0	3	26	8.7	15	0	2	8	4.0	8	0	0	0	0	0.0	0	0
Totals – 2 Year		15/9	0	0	0.0	0	0	3	26	8.7	15	0	2	8	4.0	8	0	0	0	0	0.0	0	0
REGULAR SEASON		RUSHING					RECEIVING					KICK RETURNS					PUNT RETURNS						
Year	Team	G/S	No	Yds	Avg	Lg	TD	No	Yds	Avg	Lg	TD	No	Yds	Avg	Lg	TD	No	FC	Yds	Avg	Lg	TD
2015	Patriots	1/0	0	0	0	0	0	0	0	0.0	0	0	0	0	0.0	8	0	0	0	0	0.0	0	0
Totals – 1 Year		1/0	0	0	0.0	0	0	0	0	0.0	0	0	0	0	0.0	8	0	0	0	0	0.0	0	0



# TAVON WILSON



# 27

HT: 6-0 WT: 215

Born: 3/19/1990 Exp. (NFL/Patriots): 4/4

GP/GS (Playoffs): 54/4 (7/0) Acq: D2-12 (48th)

College: Illinois Hometown: Washington, D.C.

SUPER BOWLS:

DEFENSIVE BACK

14

## PRONOUNCED TAY-von

### CAREER TRANSACTIONS

Tavon Wilson was drafted by the New England Patriots in the second round (48th overall) of the 2012 NFL Draft.

### SEASONAL REVIEWS

#### 2015 (9/0)

- ★ Was inactive in the playoff victory vs. Kansas City (1/16).
- ★ Recorded three tackles, two solo, at N.Y. Jets (12/27).
- ★ Posted one tackle, one pass defended and two special teams stops in the win vs. Tennessee (12/20).
- ★ Was inactive at Houston (12/13) and at Miami (1/3).
- ★ Recorded one tackle on defense vs. Philadelphia (12/6).
- ★ Recorded one tackle on defense and one tackle on special teams at Denver (11/29).
- ★ Saw the most action he's seen at safety this season in nickel and dime situation and registered three solo tackles in the win vs. Buffalo (11/23).
- ★ Was inactive in the win at N.Y. Giants (11/15).
- ★ Contributed on special teams in the win vs. Washington (11/8).
- ★ Was inactive in the win vs. Miami (10/29).
- ★ Contributed on special teams in the win vs. the New York Jets (10/25).
- ★ Contributed on defense and saw limited action on special teams, posting one tackling in the win at Indianapolis (10/18).
- ★ Was inactive in the win at Dallas (10/11).
- ★ Was inactive the win vs. Jacksonville (9/27).
- ★ Contributed on special teams and played one play on defense in the win at Buffalo (9/20). Registered one special teams tackle.
- ★ Was inactive in season opener vs. Pittsburgh (9/10).

#### 2014 (16/0, 3/0)

- ★ Played all 16 regular-season games as a reserve at safety; contributed mostly on special teams.
- ★ Finished the season with 20 tackles, two passes defended and six special teams tackles.
- ★ Played in all three postseason contests and contributed two tackles on defense.
- ★ Rotated in the defensive backfield and on special teams and recorded three tackles in the season opener at Miami (9/7).
- ★ Played limited snaps on defense and contributed on special teams in the win vs. Chicago (10/26), finishing with three defensive tackles and one pass defended.
- ★ Posted two defensive tackles and one special teams stop in the win at San Diego (12/7). His tackle of Antonio Gates on a fourth-down play in the fourth quarter helped seal the win for the Patriots.
- ★ Posted a season-high five tackles vs. Buffalo (12/28).

## EXTRA POINTS

Wilson's four interceptions in 2012 were one more than the total he had during his college career at Illinois.

#### 2013 (13/0, 2/0)

- ★ Played in 13 regular-season games as a reserve and totaled two tackles, one interception that he returned for 74 yards and his first career touchdown, one pass defended and three special teams tackles.
- ★ Appeared in both playoff contests.
- ★ Was inactive due to injury at Cincinnati (10/6), vs. New Orleans (10/13) and at N.Y. Jets (10/20).
- ★ Appeared as a reserve on defense at Baltimore (12/22) and intercepted a fourth-quarter pass and returned it 74 yards for his first career touchdown.

#### 2012 (16/4, 2/0)

- ★ Played in all 16 regular-season games and made four starts, compiling 48 tackles, four interceptions, two fumble recoveries, six passes defended and seven special teams tackles.
- ★ Appeared as a reserve in both postseason contests and tallied three tackles.
- ★ Appeared in his first NFL game made his first interception as a pro on a tipped pass in the end zone in the season-opening win at Tennessee (9/9). Also made five tackles in a reserve role.
- ★ Played on defense as a reserve and recorded a takeaway in his second straight game when he recovered a fumble vs. Arizona (9/16).
- ★ Appeared as a reserve on defense and made three tackles in the win at Buffalo (9/30). Also intercepted his second pass of the season and recovered his second fumble of the year.
- ★ Made his first career start at safety in place of an injured Steve Gregory and registered a career-high 10 tackles vs. Denver (10/7).
- ★ Started four consecutive games at safety in place of an injured Steve Gregory (10/7-10/28).
- ★ Intercepted his fourth pass of the season vs. Indianapolis (11/18). Also made one tackle.

### COLLEGE

- ★ Honorable Mention All-Big Ten in 2010 and 2011.
- ★ Big Ten Sportsmanship Honoree in 2010.

### PERSONAL

- ★ Son of Darlene Williams.
- ★ Born on March 19, 1990.

## TAVON WILSON

Pos: DB Ht: 6-0 Wt: 215 Year: 4th Acq: D2-12 (48th) College: Illinois Born: 3/19/90

REGULAR SEASON		TACKLES						INTERCEPTIONS					MISCELLANEOUS					
Year	Team	G/S	TT	UT	A	S	Yds	No	Yds	Avg	Lg	TD	PD	FF	FR	Yds	TD	SpT
2012	Patriots	16/4	48	32	16	0.0	0.0	4	87	21.8	45	0	6	0	2	0	0	7
2013	Patriots	13/0	2	1	1	0.0	0.0	1	74	74.0	74t	1	1	0	0	0	0	3
2014	Patriots	16/0	20	17	3	0.0	0.0	0	0	0.0	0	0	2	0	0	0	0	6
2015	Patriots	9/0	10	7	3	0.0	0.0	0	0	0.0	0	0	1	0	0	0	0	4
<b>Totals - 3 Years</b>		<b>54/4</b>	<b>80</b>	<b>57</b>	<b>23</b>	<b>0.0</b>	<b>0.0</b>	<b>5</b>	<b>161</b>	<b>32.2</b>	<b>74t</b>	<b>1</b>	<b>10</b>	<b>0</b>	<b>2</b>	<b>0</b>	<b>0</b>	<b>20</b>
POSTSEASON		TACKLES						INTERCEPTIONS					MISCELLANEOUS					
Year	Team	G/S	TT	UT	A	S	Yds	No	Yds	Avg	Lg	TD	PD	FF	FR	Yds	TD	SpT
2012	Patriots	2/0	3	2	1	0.0	0.0	0	0	0.0	0	0	0	0	0	0	0	0
2013	Patriots	2/0	0	0	0	0.0	0.0	0	0	0.0	0	0	0	0	0	0	0	0
2014	Patriots	3/0	2	1	1	0.0	0.0	0	0	0.0	0	0	0	0	0	0	0	0
<b>Totals - 3 Years</b>		<b>7/0</b>	<b>5</b>	<b>3</b>	<b>2</b>	<b>0.0</b>	<b>0.0</b>	<b>0</b>	<b>0</b>	<b>0.0</b>	<b>0</b>	<b>0</b>	<b>0</b>	<b>0</b>	<b>0</b>	<b>0</b>	<b>0</b>	<b>0</b>

## WILSON'S CAREER GAME-BY-GAME

2012	Opponent	P/S	TT	UT	A	S	Yds	Int	Yds	PD	FF	FR	SpT	11/24	Denver	p	0	0	0	-	-	-	-	-	-	
09/09at	Tennessee	p	5	4	1	-	-	1	0	2	-	-	-	12/01at	Houston	p	0	0	0	-	-	-	-	-	-	
09/16	Arizona	p	0	0	0	-	-	-	-	-	1	-	-	12/08	Cleveland	p	0	0	0	-	-	-	-	-	-	
09/23at	Baltimore	p	3	3	0	-	-	-	-	-	-	2	-	12/15at	Miami	p	0	0	0	-	-	-	-	-	1	
09/30at	Buffalo	p	3	3	0	-	1	22	1	-	1	-	-	12/22at	Baltimore	p	2	1	1	-	1	74	1	-	-	
10/07	Denver	S	10	5	5	-	-	-	-	-	-	-	-	12/29	Buffalo	p	0	0	0	-	-	-	-	-	-	
10/14at	Seattle	S	1	1	0	-	-	-	-	1	-	-	-	<b>2013 Totals 13/0 2 1 1 0.0 0.0 1 74 1 0 0 3</b>												
10/21	N.Y. Jets	S	7	5	2	-	-	-	-	-	-	1	-	01/11	Indianapolis	p	0	0	0	-	-	-	-	-	-	
10/28at	St. Louis	S	7	3	4	-	1	45	1	-	-	1	-	01/19at	Denver	p	0	0	0	-	-	-	-	-	-	
11/11	Buffalo	p	1	1	0	-	-	-	-	-	-	-	-	<b>2013 Postseason 2/0 0 0 0 0.0 0.0 0 0 0 0 0 0 0</b>												
11/18	Indianapolis	p	1	1	0	-	1	20	1	-	-	-	-	<b>2014 Opponent P/S TT UT A S Yds Int Yds PD FF FR SpT</b>												
11/22at	N.Y. Jets	p	0	0	0	-	-	-	-	-	-	1	-	09/07at	Miami	p	3	3	0	-	-	-	-	-	1	
12/02at	Miami	p	1	1	0	-	-	-	-	-	-	1	-	09/14at	Minnesota	p	0	0	0	-	-	-	-	-	1	
12/10	Houston	p	1	0	1	-	-	-	-	-	-	-	-	09/21	Oakland	p	1	1	0	-	-	-	-	-	1	
12/16	San Francisco	p	1	0	1	-	-	-	-	-	-	-	-	09/29at	Kansas City	p	1	1	0	-	-	-	1	-	-	
12/23at	Jacksonville	p	5	4	1	-	-	-	-	-	-	-	-	10/05	Cincinnati	p	0	0	0	-	-	-	-	-	1	
12/30	Miami	p	2	1	1	-	-	-	-	-	-	1	-	10/12at	Buffalo	p	1	1	0	-	-	-	-	-	-	
<b>2012 Totals 16/4 48 32 16 0.0 0.0 4 87 6 0 2 7</b>														10/16	N.Y. Jets	p	2	2	0	-	-	-	1	-	2	
01/13	Houston	p	3	2	1	-	-	-	-	-	-	-	-	10/26	Chicago	p	3	2	1	-	-	-	-	-	-	
01/20	Baltimore	p	0	0	0	-	-	-	-	-	-	-	-	11/02	Denver	p	0	0	0	-	-	-	-	-	-	
<b>Postseason Totals 2/0 3 2 1 0.0 0.0 0 0 0 0 0 0 0</b>														11/16at	Indianapolis	p	0	0	0	-	-	-	-	-	-	-
<b>2013 Opponent P/S TT UT A S Yds Int Yds PD FF FR SpT</b>														11/23	Detroit	p	0	0	0	-	-	-	-	-	-	-
09/08at	Buffalo	p	0	0	0	-	-	-	-	-	-	-	-	11/30at	Green Bay	p	0	0	0	-	-	-	-	-	-	
09/12	N.Y. Jets	p	0	0	0	-	-	-	-	-	-	-	-	12/07at	San Diego	p	2	2	0	-	-	-	-	-	-	
09/22	Tampa Bay	p	0	0	0	-	-	-	-	-	-	-	-	12/14	Miami	p	0	0	0	-	-	-	-	-	-	
09/29at	Atlanta	p	0	0	0	-	-	-	-	-	-	-	-	12/21at	N.Y. Jets	p	2	2	0	-	-	-	-	-	-	
10/06at	Cincinnati					Inactive								12/28	Buffalo	p	5	3	2	-	-	-	-	-	-	
10/13	New Orleans					Inactive								<b>2014 Totals 16/0 20 17 3 0.0 0.0 0 0 0 2 0 0 6</b>												
10/20at	N.Y. Jets					Inactive								01/10	Baltimore	p	1	0	1	-	-	-	-	-	-	
10/27	Miami	p	0	0	0	-	-	-	-	-	-	-	-	01/18	Indianapolis	p	1	1	0	-	-	-	-	-	-	
11/03	Pittsburgh	p	0	0	0	-	-	-	-	-	-	-	-	02/01	Seattle	p	0	0	0	-	-	-	-	-	-	
11/18at	Carolina	p	0	0	0	-	-	-	-	-	-	2	-	<b>2014 Postseason 3/0 2 1 1 0.0 0.0 0 0 0 0 0 0 0</b>												

# PATRIOTS 2015 PRACTICE SQUAD



MONTEE  
BALL



31

HT: 5-10 WT: 215  
Born: 12/5/1990 Exp. (NFL/Patriots): 3/1  
GP/GS (Playoffs): 21/1 (3/0) Acq: FA-15  
College: Wisconsin Hometown: Wentzville, Mo.

R U N N I N G B A C K

## PRONOUNCED MON-tay

### CAREER TRANSACTIONS

Montee Ball was signed by the New England Patriots to the practice squad on Dec. 15, 2015 ... Originally drafted by Denver in the second round (58th overall) of the 2013 NFL Draft ... Released by Denver (9/6/15).

### SEASONAL REVIEWS

#### 2015 (0/0 – Denver)

★ Began the season with the Broncos and was released at the end of training camp.

#### 2014 (5/3, 0/0 – Denver)

★ Appeared in five games with three starts and totaled 172 yards rushing on 55 carries (3.1 avg.) with one touchdown and nine receptions for 62 yards (6.9 avg.).  
★ Was inactive for eight games before being placed on injured reserve on Dec. 13.  
★ Made his first career start and rushed for 67 yards on a career-high 23 carries in the season opener vs. Indianapolis (9/7).

#### 2013 (16/0, 3/0 – Denver)

★ Played all 16 regular-season games and finished second on the team with 559 rushing yards on 120 carries (4.7 avg.) with four touchdowns as a rookie. Also caught 20 passes for 145 yards (7.3 avg.) and ranked fifth on the team with six special-teams tackles.  
★ Saw action in all three postseason games, totaling 28 attempts for 96 yards (3.4 avg.) and five receptions for 15 yards (3.0 avg.).  
★ Scored his first career touchdown on a 4-yard run vs.

Washington (10/27).

★ Posted his first multiple-touchdown game with a pair of scoring runs vs. Kansas City (11/17).  
★ Named Pepsi Next Rookie of the Week after registering 117 yards on 13 carries (9.0 avg.) at Kansas City (12/1).  
★ Ran for a 5-yard touchdown and finished with 77 yards on a career-high 15 carries vs. Tennessee (12/8).

### COLLEGE

★ Appeared in 49 games (32 starts) at the University of Wisconsin and totaled 5,140 rushing yards while setting the NCAA Football Bowl Subdivision career scoring (500 pts.) and rushing touchdown (77) records.  
★ Finished his career as the NCAA FBS active leader in carries (924), rushing yards (5,140), rushing touchdowns (77) and total touchdowns (82).  
★ Named the 2012 Doak Walker Award winner after finishing sixth in the nation with 130.7 rushing yards per game and earned first-team All-America and All-Big Ten Conference recognition for the second consecutive season.  
★ Recognized as a finalist for the Heisman Trophy in 2011 after leading the nation with 1,923 rushing yards and tying Barry Sanders' NCAA single-season record with 39 total touchdowns (33 rushing, 6 receiving).

### PERSONAL

★ Attended Timberland High School in Wentzville, Mo., where he amassed 8,222 career rushing yards and 107 rushing touchdowns, capping his prep career by being voted Class 5A Player of the Year as a senior by the Missouri Football Coaches Association.  
★ Majored in sociology at Wisconsin.

## MONTEE BALL

Pos: RB Ht: 5-10 Wt: 210 Year: 3rd Acq: FA-15 College: Wisconsin Born: 12/5/90

REGULAR SEASON		RUSHING				RECEIVING				KICK RETURNS				PUNT RETURNS			
Year	Team	G/S	No	Yds	Avg	Lg	TD	No	Yds	Avg	Lg	TD	No	Yds	Avg	Lg	TD
2013	Broncos	16/0	120	559	4.7	45	4	20	145	7.3	31	0	0	0	0.0	0	0
2014	Broncos	5/3	55	172	3.1	23	1	9	62	6.9	16	0	0	0	0.0	0	0
Totals – 2 Years		21/3	175	731	4.2	45	5	29	207	7.1	31	0	0	0.0	0	0	0
POSTSEASON		RUSHING				RECEIVING				KICK RETURNS				PUNT RETURNS			
Year	Team	G/S	No	Yds	Avg	Lg	TD	No	Yds	Avg	Lg	TD	No	Yds	Avg	Lg	TD
2013	Broncos	3/0	28	96	3.4	9	0	5	15	3.0	12	0	0	0	0.0	0	0
2014	Broncos	0/0						Injured Reserve									
Totals – 2 Years		3/0	28	96	3.4	9	0	5	15	3.0	12	0	0	0	0.0	0	0





# CHRIS BARKER



# 64

HT: 6-2 WT: 300  
Born: 8/3/1990 Exp. (NFL/Patriots): 2/3  
GP/GS (Playoffs): 6/0 (0/0) Acq: CW (MIA)-13  
College: Nevada Hometown: Etiwanda, Calif.  
SUPER BOWLS: 14

OFFENSIVE LINE

## CAREER TRANSACTIONS

Chris Barker was signed by the New England Patriots to the practice squad on Nov. 19, 2015 ... Originally signed by Miami as a rookie free agent (5/3/13) ... Released by Miami (8/31/13) ... Claimed off waivers and awarded to New England from Miami (9/1/13) ... Released by New England (9/1/14) ... Signed by New England to the practice squad (9/4/14) ... Signed by New England to the 53-man roster from the practice squad (10/16/14) ... Released by New England (10/28/14) ... Signed to the New England practice squad (10/30/14) ... Signed by New England to the active roster (2/5/15) ... Released by New England (9/1/15) ... Signed to the New England practice squad (9/8/15) ... Release from the New England practice squad (9/9/15) ... Signed to the New England practice squad (9/19/15) ... Released from the New England practice squad (9/30/15) ... Signed to New England's practice squad (10/10/15) ... Signed by New England to the 53-man roster (11/14/15) ... Release by New England (11/17/15).

## SEASONAL REVIEWS

### 2015 (1/0)

- ★ Saw action at right tackle when Shaq Mason moved to fullback in the win at N.Y. Giants (11/15).
- ★ Went to training camp with the Patriots and was released prior to the start of the regular season before joining the practice squad.

### 2014 (1/0, 0/0)

- ★ Spent the majority of the season on the practice squad. Was promoted to the 53-man roster for two games, appearing on special teams for one and was inactive for the other, before being released and returning to the practice squad.
- ★ Signed to the 53-man roster from the practice squad (10/16) and made his season debut vs. N.Y. Jets (10/16)

on special teams.

- ★ Was inactive vs. Chicago (10/26).

### 2013 (4/0, 0/0)

- ★ Was claimed off waivers from Miami after training camp. Appeared as a reserve in four games, playing mainly on special teams.
- ★ Was a healthy scratch for 10 regular-season games, both playoff contests and dressed but did not play in two games.
- ★ Played in his first professional game, appearing on special teams vs. Tampa Bay (9/22).
- ★ Joined Miami as a rookie free agent and was waived prior to the start of the regular season.

## COLLEGE

- ★ Was a four-year starter (2009-2012) for Nevada at guard.
- ★ Recorded 53 career starts to become the only player in school history to start every game in all four seasons.
- ★ Started all 13 games as a senior in 2012.
- ★ Voted team captain by his teammates as a junior in 2011.
- ★ Named first-team All-WAC as a junior in 2011.

## PERSONAL

- ★ Born on Aug. 3, 1990, in West Covina, Calif.
- ★ Attended Etiwanda (Calif.) High School.
- ★ Earned three letters in football.
- ★ Earned first-team all-league honors as both an offensive and defensive lineman.
- ★ Majored in criminal justice at Nevada.
- ★ Married to Shawna.



# DEANDRE CARTER



# 83

HT: 5-8 WT: 188  
Born: 4/10/1993 Exp. (NFL/Patriots): Rookie  
GP/GS: 0/0 (0/0) Acq: FA-15  
College: Sacramento State Hometown: Fremont, Calif.

WIDE RECEIVER

## CAREER TRANSACTIONS

DeAndre Carter was signed by the New England Patriots to the practice squad as a free agent on January 13, 2016 ... Originally signed by Baltimore as a rookie free agent

(5/8/15) ... Released by Baltimore (8/31/15) ... Signed by Oakland to the practice squad (9/16/15) ... Released by Oakland from the practice squad (12/1/15) ... Signed by New England to the practice squad (12/15/15) ... Released by New England (1/12/16).

## SEASONAL REVIEWS

### 2015 (0/0)

★ Started the year with Baltimore and was released at the end of training camp. Also spent part of the season on the Oakland practice squad.

### COLLEGE

★ In 41 games at Sacramento State, Carter recorded 207 receptions for 2,760 yards and 35 TDs. Also carried the ball 10 times for 42 yards (4.2 avg.) and one TD.

★ In four seasons with the Hornets, he recorded 18

KORs for 426 yards (23.7 avg.) and had 10 PRs for 125 yards (12.5 avg.) and one TD.

★ Majored in communication studies at Sacramento State.

### PERSONAL

★ Prepped at Washington (CA) HS, where he was named third-team All-State, first-team All-East Bay and earned Mission Valley Athletic Association League Offensive Player of the Year as a senior.

★ Caught 69 passes for 1,093 yards and 15 TDs in 2010 and rushed for 380 yards and eight TDs.



JOEY  
IOSEFA



47

HT: 6-0 WT: 245  
Born: 6/19/1991 Exp. (NFL/Patriots): Rookie  
GP/GS: 1/0 (0/0) Acq: FA-15  
College: Hawaii Hometown: Pago Pago, American Samoa

R U N N I N G B A C K

## PRONOUNCED YO-sef-ah

### CAREER TRANSACTIONS

Joey Iosefa was signed by the New England Patriots to the practice squad as a free agent on Oct. 21, 2015 ... Originally drafted by Tampa Bay in the seventh round (231st overall) of the 2015 NFL Draft ... (5/12/15) ... Released by Tampa Bay (8/30/15).

### SEASONAL REVIEWS

#### 2015 (1/0 – New England/Tampa Bay)

★ Made his NFL debut in the win vs. Tennessee (12/20) and led the team in rushing with 51 yards on 14 carries.

★ Began the year with Tampa Bay and was released at the end of training camp.

### COLLEGE

★ Started 29-of-32 games at Hawaii (2010-14), rushing 512 times for 2,218 yards (4.3 avg.) and 21 touchdowns. Also caught 60 passes for 438 yards (7.3 avg.) and three touchdowns, while throwing two touchdown passes.

★ Recorded six career 100-yard rushing games in his collegiate career.

★ Started all six games he played in as a senior (2014), rushing 151 times for 643 yards and a team-leading eight touchdowns. Also caught 11 passes for 76 yards, while completing two-of-three pass attempts, with one touchdown.

★ Posted two 100-yard rushing games, including a career-high 219 yards against UNLV (11/22/14), which earned honorable mention Running Back of the Week honors from the College Football Performance Awards.

★ Registered a career-best three rushing touchdowns against Oregon State (9/6/14).

★ As a junior, started five games at running back, leading the team with 590 rushing yards on 126 carries (4.7 avg.), with five touchdowns, while catching 10 passes for 87 yards and another score.

★ Notched three 100-yard games, all coming in the final

four games of the season.

★ Set a single-game school record with 37 carries against San Diego State, resulting in 150 yards and one touchdown.

★ In his sophomore campaign (2012), started seven-of-eight games at running back, rushing 125 times for 463 yards (3.7 avg.) and one touchdown, while tallying 19 receptions for 153 yards and one score.

★ Recorded first career 100-yard rushing game against Colorado State (10/27/12), finishing with 106 yards on 22 carries.

★ Played in all 13 games as a freshman (2011), starting 11, leading the team with 548 rushing yards on 110 attempts (5.0 avg.), with seven touchdowns. Also made 20 receptions for 122 yards and one touchdown.

★ Redshirted in 2010.

★ In his sophomore campaign (2012), started seven-of-eight games at running back, rushing 125 times for 463 yards (3.7 avg.) and one touchdown, while tallying 19 receptions for 153 yards and one score.

★ Recorded first career 100-yard rushing game against Colorado State (10/27/12), finishing with 106 yards on 22 carries.

★ Played in all 13 games as a freshman (2011), starting 11, leading the team with 548 rushing yards on 110 attempts (5.0 avg.), with seven touchdowns. Also made 20 receptions for 122 yards and one touchdown.

★ Redshirted in 2010.

### PERSONAL

★ Born Marvin Iosefa on June 19, 1991 in Pago Pago, American Samoa to Ialomilo and Laine Iosefa.


★ Attended Faga'itua High School (Pago Pago, American Samoa) and lettered three years in football, playing quarterback, free safety and linebacker.

★ Team went 21-2 in his final two seasons, winning back-to-back championships.

★ Given first name is Marvin.

★ Has a son, Joey Jr.

★ Majored in sociology at Hawaii.



RASHAAN  
MELVIN



24

HT: 6-2 WT: 193

Born: 10/2/1989 Exp. (NFL/Patriots): 3/1

GP/GS (Playoffs): 12/2 (2/2) Acq: CW (BAL)-15

College: Northern Illinois Hometown: Waukegan, Ill.

DEFENSIVE BACK

## CAREER TRANSACTIONS

Rashaan Melvin was signed by the New England Patriots to the practice squad on Dec. 10, 2015 ... Originally signed by Tampa Bay as a rookie free agent (4/29/13) ... Released by Tampa Bay (9/22/14) ... Signed by Miami to the practice squad (10/28/14) ... Signed by Baltimore to the 53-man roster from the Miami practice squad (11/8/14) ... Released by Baltimore (10/13/15) ... Claimed off waivers and awarded to New England from Baltimore (10/14/15) ... Released by New England (12/8/15).

## SEASONAL REVIEWS

### 2015 (8/0 – New England)

- ★ Contributed on special teams, recovering Steven Gostkowski's on-side kick in the fourth quarter vs. Philadelphia (12/6).
- ★ Recorded one tackle on defense and contributed on special teams at Denver (11/29).
- ★ Contributed on special teams, posting one special teams tackle and took one snap on defense in the win vs. Buffalo (11/23).
- ★ Saw action in nickel situations and recorded two tackles in the win at N.Y. Giants (11/15).
- ★ Contributed on special teams and posted one special teams tackle in the win vs. Washington (11/8).
- ★ Contributed on defense and special teams in the win vs. Miami (10/29).
- ★ Saw his first action on defense with the Patriots, taking four snaps as a reserve at cornerback in the win vs. the New York Jets (10/25).
- ★ Made his Patriots debut in the win at Indianapolis (10/18), where he saw limited action on special teams.

### 2015 (1/0 – Baltimore)

- ★ Appeared in one game with Baltimore as a reserve and posted one tackle vs. Cincinnati (9/27).

### 2014 (0/0 – Tampa Bay)

- ★ Began the season with Tampa Bay and was inactive for three games before being released and signing with the Miami practice squad in October.

### 2014 (3/2, 2/2 – Baltimore)

- ★ Signed with Baltimore's 53-man roster from the Miami practice squad in November.
- ★ Appeared in three regular-season games with two starts for the Ravens and registered 17 tackles, one pass defended and one forced fumble.

- ★ Started both postseason games and compiled 18 tackles.

- ★ Started his first career game at Houston (12/22) and posted a career-high eight tackles and forced a fumble.

- ★ Started and led the team with 11 tackles in the AFC Divisional Playoff at New England (1/10).

### 2013 (0/0 – Tampa Bay)

- ★ Signed with Tampa Bay as a rookie free agent and made the 53-man roster out of training camp before being placed on Injured Reserve on Oct. 15, 2013.

- ★ Was active for two games but did not play and inactive for three others before being placed on IR.

## COLLEGE

- ★ Appeared in 41 games with 14 starts in four years at Northern Illinois (2009-12), totaling 172 tackles, 35 passes defended (second most in school history), five interceptions and one forced fumble

- ★ Earned first-team All-MAC honors (CollegeFootballNews.com) after starting all 12 games as a senior (2012), recording 55 tackles, one interception, one forced fumble and a school-record and Mid Atlantic Conference-leading 17 passes defended

- ★ Started all 13 games as a junior in 2011, recording 78 tackles, nine passes defended and three interceptions.

- ★ Saw action in all 14 games (including two starts) as a sophomore (2010), compiling 49 tackles, four passes defended and two interceptions

- ★ Walked on as a freshman, appearing in two games in 2009 before earning a scholarship during the spring of 2010.

## PERSONAL

- ★ Attended Waukegan (Ill.) HS where he caught 58 passes for 585 yards as a wide receiver and produced and made 70 tackles, eight interceptions and three defensive TDs as a senior in 2008.

- ★ Earned first-team Central Suburban League South and first-team Lake County News Sun as a WR during his final season.

- ★ Also lettered in basketball as a team captain and two-year varsity starter.


- ★ Majored in sociology at Northern Illinois.

# RASHAAN MELVIN

Pos: CB Ht: 6-2 Wt: 193 Year: 3rd Acq: CW(BAL)-15 College: Northern Illinois Born: 10/2/89

REGULAR SEASON		TACKLES						INTERCEPTIONS					MISCELLANEOUS					
Year	Team	G/S	TT	UT	A	S	Yds	No	Yds	Avg	Lg	TD	PD	FF	FR	Yds	TD	SpT
2013	Buccaneers	0/0	0	0	0	0.0	0.0	0	0	0.0	0	0	0	0	0	0	0	0
2014	Ravens	3/2	17	13	4	0.0	0.0	0	0	0.0	0	0	1	1	0	0	0	0
2015	Ravens	1/0	1	1	0	0.0	0.0	0	0	0.0	0	0	0	0	0	0	0	0
2015	Patriots	8/0	3	1	2	0.0	0.0	0	0	0.0	0	0	0	0	0	0	0	2
Totals – 3 Years		12/2	21	15	6	0.0	0.0	0	0	0.0	0	0	1	1	0	0	0	2

REGULAR SEASON			TACKLES					INTERCEPTIONS					MISCELLANEOUS					
Year	Team	G/S	TT	UT	A	S	Yds	No	Yds	Avg	Lg	TD	PD	FF	FR	Yds	TD	SpT
2014	Ravens	2/2	18	15	3	0.0	0.0	0	0	0.0	0	0	0	0	0	0	0	0
Totals – 1 Year		2/2	18	15	3	0.0	0.0	0	0	0.0	0	0	0	0	0	0	0	0



KEAVON  
MILTON



74

HT: 6-4 WT: 324

Born: 6/23/1990 Exp. (NFL/Patriots): 3/1

GP/GS (Playoffs): 8/0 (0/0) Acq: FA-15

College: Louisiana-Monroe Hometown: Canton, Texas

OFFENSIVE LINE

## PRONOUNCED KEY-von

### CAREER TRANSACTIONS

Keavon Milton was signed by the New England Patriots to the practice squad on Nov. 10, 2015 ... Originally signed by New Orleans as a rookie free agent (4/28/13) ... Released by New Orleans (8/31/13) ... Claimed off waivers and awarded to Cleveland (9/1/13) ... Released by Cleveland (8/25/14) ... Signed by Seattle to the practice squad (10/29/14) ... Signed by Seattle to the 53-man roster from the practice squad (12/20/14) ... Released by Seattle (9/5/15).

### SEASONAL REVIEWS

#### 2015 (0/0)

★ Went to training camp with the Seattle before being released prior to the start of the regular season.

#### 2014 (0/0 – Seattle)

★ Went to training camp with Cleveland before being released prior to the start of the regular season.

★ Joined the Seattle practice squad midseason and was added to the 53-man roster towards the end of the regular season.

★ Was active but did not play in the regular-season finale and was inactive for all three postseason games.

#### 2013 (8/0 – Cleveland)

★ Originally signed with New Orleans as an undrafted free agent and was released prior to the start of the regular season.

★ Claimed by Cleveland and appeared in eight regular-season games as a reserve.

★ Made his NFL debut vs. Miami (9/8/13).

### COLLEGE

★ Playing on both sides of the ball, appeared in 45 career games for Louisiana-Monroe, compiling 220 receiving yards on 25 receptions with four touchdowns.

★ As a senior playing in all 13 games, posted career highs in both receptions (14) and receiving yards (146), helping Warhawks to the AdvoCare Independence Bowl.

★ Appeared in eight games as a junior and totaled eight catches for 55 yards and one touchdown.

★ Started at defensive end in first 10 games as a sophomore before closing the year back at tight end; finished with 24 tackles (17 solo), two sacks and an interception, and on offense added a 1-yard touchdown grab.


★ As a redshirt freshman, made two catches, both for touchdowns. Threw the shot put for the Louisiana-Monroe track team in the spring.

### PERSONAL

★ Earned all-district honors three straight years at Canton (Texas) High School, playing TE, OL and DE.

★ As a senior TE, posted 53 receptions.





# KEVIN SNYDER



# 45

HT: 6-2 WT: 240

Born: 7/25/1992 Exp. (NFL/Patriots): Rookie

GP/GS (Playoffs): 0/0 (0/0) Acq: FA-15

College: Rutgers Hometown: Mechanicsburg, Pa.

**LINEBACKER**

## CAREER TRANSACTIONS

Kevin Snyder was signed by the New England Patriots to the practice squad on December 16, 2015 ... Originally signed by Detroit as a rookie free agent (5/7/15) ... Released by Detroit (10/13/15) ... Signed by San Francisco to the practice squad (11/24/15) ... Released by San Francisco from the practice squad (12/1/15).

## SEASONAL REVIEWS

### 2015 (0/0)

- ★ Began the year with Detroit but suffered an injury during the preseason and was placed on injured reserve.
- ★ Reached an injury settlement with Detroit in October and joined the San Francisco practice squad for a short stint in November.

## COLLEGE

- ★ Played in 51 games over the course of his four-year career at Rutgers, racking up 229 total tackles, 6½ sacks, one forced fumble, one fumble recovery and 10 pass defenses.
- ★ Started 11 of the 12 games in 2014 to close out his senior season, finishing fourth on the team

with 63 tackles, second on the team with five pass defenses and earned the Loyal Knight Award at the team banquet, presented to the player who has displayed great character in sacrificing personal goals for the good of the team. Was one of 27 Knights to earn Big Ten All-Academic honors.

- ★ Earned starts in all 13 games as a junior linebacker, finishing second on the team in tackles with 96.
- ★ Appeared in all 13 games as a sophomore with one start against Louisville, seeing time at both MLB and SLB.
- ★ As a freshman, played in all 13 games, finishing the year with 40 total tackles and one sack.

## PERSONAL

- ★ Was a three-year starter at Cumberland Valley (Pa.) High School where he started three years on offense at halfback and was a two-year starter as a junior and senior at outside linebacker.
- ★ Led the Eagles to a 12-3 record and an appearance in the PIAA Class AAA state semifinals as a senior. Was a PIAA Class AAAA First Team All-State selection as a senior.
- ★ Majored in economics at Rutgers.



# CEDRIC THOMPSON



# 41

HT: 6-0 WT: 122

Born: 2/10/1993

Exp. (NFL/Patriots): Rookie Acq: FA-15

College: Minnesota Hometown: Calipatria, Calif.

**SAFETY**

## CAREER TRANSACTIONS

Cedric Thompson was signed by the New England Patriots to the practice squad on Jan. 12, 2016 ... Originally drafted by Miami in the fifth round (150th overall) of the 2015 NFL Draft ... Released by Miami (9/5/15) ... Signed by Miami to the practice squad (9/6/15).

## SEASONAL REVIEWS

### 2015 (0/0 – New England)

- ★ Joined the Patriots practice squad during the playoffs.

### 2015 (0/0 – Miami)

- ★ Began the year with Miami and was released at the end of training camp. Spent the season on the Dolphins practice squad.

## COLLEGE

- ★ Four-year letterman (2011-14) and three-year starter at Minnesota, played in 46 career games with 32 starts and recorded 221 tackles, five interceptions, 15 passes defended, three forced fumbles and two fumble recoveries.

- ★ Started all 13 games as a senior in 2014 and recorded 83 tackles, two interceptions, six passes defended and two forced fumbles. Named Academic All-Big Ten and was Minnesota's Big Ten sportsmanship honoree.

- ★ Played in all 13 games with 11 starts as a junior in 2013 recorded 79 tackles, one interception, one pass defended, a forced fumble and two fumble recoveries. Received the school's Richard "Pinky" McNamara Student Athlete Achievement Award (given to an individual who has inspired all by making an extraordinary effort to succeed despite difficult circumstances, persevering in a time of tremendous adversity and/or overcoming a great challenge).



★ Was one of five NCAA student-athletes to receive the Wilma Rudolph Student Athlete Award (honors student athletes who have overcome great personal, academic, and/or emotional odds to achieve academic success while participating in intercollegiate athletics).

★ Played in all 13 games with eight starts as a sophomore in 2012 and recorded 43 tackles, two interceptions and eight passes defended. Was named Academic All-Big Ten.

★ Played in seven games as a freshman in 2011 and recorded 16 tackles (10 solo).



# BROCK VEREEN



# 35

HT: 5-11 WT: 199

Born: 8/17/1992 Exp. (NFL/Patriots): 2/1

GP/GS (Playoffs): 19/4 (0/0) Acq: FA-15

College: Minnesota Hometown: Valencia, Calif.

S A F E T Y

## CAREER TRANSACTIONS

Brock Vereen was signed by the New England Patriots to the practice squad on Nov. 18, 2015 ... Originally drafted by Chicago in the fourth round (131st overall) of the 2014 NFL Draft ... Released by Chicago (9/29/15) ... Signed by Minnesota to the practice squad (10/1/15) ... Released by Minnesota from the practice squad (11/13/15).

## SEASONAL REVIEWS

### 2015 (3/0– Chicago)

★ Began the season with Chicago and appeared in three games as a reserve before being released and briefly joining the Minnesota practice squad.

### 2014 (16/14 – Chicago)

★ Played in all 16 games with four starts as a rookie and compiled 38 tackles, one interception, one forced fumble and eight special teams tackles.

## COLLEGE

★ First team all-Big Ten safety collected 200 tackles (127 solo), ½ sack, four interceptions, 22 pass deflections and two forced fumbles in four years at Minnesota. Also blocked one kick on special teams. Started 36-of-47 games (18 at corner, 11 at free safety and seven at strong safety).

## PERSONAL

## PERSONAL

★ Attended Calipatria (Calif.) High School and rushed for 1,808 yards and 27 touchdowns on just 157 carries during his senior season. Also recorded 41 tackles, three sacks and four interceptions from his defensive back position. Earned first-team All-Pacific League honors on offense.

★ Rushed for 1,446 yards with 14 scores as a junior, while also making 45 tackles and two interceptions.

## EXTRA POINTS

★ 2011 Ron Burton Community Service Award Winner.

★ Filmed a scene in the Three Stooges movie during the 2010 offseason with former Patriots WR Troy Brown.

★ Jerod has his own condiment line. "Jerod Mayo's All-Pro" mayonnaise comes in three fitting flavors: Kickin' Buffalo, Bruisin' Bacon, Curshin' Chipotle. A portion of the proceeds is donated to the Boston Medical Center.

★ Started The Mayo Bowl in 2010, a celebrity bowling event that raises money for Pitching In for Kids, an area children's charity.

★ Daughter, Chya, and son, Jerod Jr., share the same birthday one year apart.

★ 2010 graduate of Valencia High School was a two-time All-CIF selection. Tallied 51 tackles, eight interceptions, two passes defended and one sack as a senior. Also played wide receiver, registering 20 receptions for 474 yards and seven touchdowns.

★ Also lettered in track and field.

★ Father, Henry Vereen, played football at UNLV, while mother, Venita, played tennis at UNLV. Brother, Shane, was a running back at California and now plays for the New York Giants after beginning his pro career with the New England Patriots.

★ Majored in communication studies at Minnesota.

## BROCK VEREEN

Pos: S Ht: 5-11 Wt: 199 Year: 2nd Acq: FA-15 College: Minnesota Born: 8/17/92

REGULAR SEASON		TACKLES						INTERCEPTIONS					MISCELLANEOUS					
Year	Team	G/S	TT	UT	A	S	Yds	No	Yds	Avg	Lg	TD	PD	FF	FR	Yds	TD	SpT
2014	Bears	16/4	38	28	10	0.0	0.0	1	0	0.0	0	0	0	1	0	0	0	8
2015	Bears	3/0	0	0	0	0.0	0.0	0	0	0.0	0	0	0	0	0	0	0	0
Totals – 2 Years		19/4	38	28	10	0.0	0.0	1	0	0.0	0	0	0	1	0	0	0	8



TORRIAN  
WILSON



65

HT: 6-2 WT: 310

Born: 11/28/1991

Exp. (NFL/Patriots): Rookie Acq: FA-15

College: Central Florida Hometown: Miami, Fla.

OFFENSIVE LINE

### CAREER TRANSACTIONS

Torrian Wilson was signed by the New England Patriots to the practice squad on Nov. 10, 2015 ... Originally signed by Detroit as a rookie free agent (5/7/15) ... Released by Detroit (9/5/15).

### SEASONAL REVIEWS

2015 (0/0)

★ Went to training camp with Detroit and was released prior to the start of the regular season before joining the Patriots practice squad.

### COLLEGE

★ Appeared in 49 games with 42 starts at Central

Florida, playing primarily left tackle and earned All-American Athletic Conference Second Team honors in 2014 and 2012.

★ Also named the team's 2014 Outstanding Offensive Lineman at the annual awards banquet and was selected to the Conference USA All-Freshman Team in 2011.

### PERSONAL

★ Born Nov. 28, 1991, to Earnest and Vernell Wilson.

★ Played at Miami Northwestern HS and was a first-team all-state pick and All-Dade County selection.

★ Majored in interpersonal/organizational communication at South Florida.



J.J.  
WORTON



15

HT: 6-2 WT: 211

Born: 1/7/1992 Exp. (NFL/Patriots): Rookie

GP/GS: 0/0 (0/0) Acq: FA-15

College: Central Florida Hometown: Homestead, Fla.

WIDE RECEIVER

### CAREER TRANSACTIONS

J.J. Worton was signed by the New England Patriots to the practice squad on January 12, 2016 ... Originally signed by St. Louis to the practice squad (12/11/15).

### SEASONAL REVIEWS

2015 (0/0 – New England)

★ Joined the Patriots practice squad during the playoffs.

2015 (0/0 – St. Louis)

★ Joined the Rams practice squad in December for the duration of the regular season.

### COLLEGE

★ Played 49 career games at Central Florida and registered 168 receptions for 2,360 yards and 21 touchdowns. Also totaled 72 punt returns for 740 yards (10.3 avg.).

★ Earned All-American Athletic Conference Second

Team and All-American Athletic Conference All-Academic Team honors as a junior.

★ Selected to the All-Conference USA First Team as a punt returner his sophomore season. Also led the team with 44 receptions for 594 yards and five touchdowns.

★ Voted to the Conference USA All-Freshman Team in 2011, setting a UCF freshman record with 41 receptions.

### PERSONAL

★ Played at South Dade High School and served as a wide receiver, safety and kicker in high school, but spent time at seven different positions as a senior.

★ Had 41 receptions for 712 yards and nine touchdowns in 2009.

★ Named to the Miami Herald Class 6A All-Dade First Team as an all-purpose player.

★ Majored in general studies with minors in Spanish and interpersonal/organizational communication at UCF.



# **We Make the Incredibly Complex Amazingly Simple**

ModusLink enables innovative companies to build great products and customer experiences worldwide. Through its unique combination of supply chain and e-Commerce software and services, and more than 25 physical locations around the globe, ModusLink simplifies complex supply chain issues to help customers rapidly bring products to market.



---

[www.moduslink.com](http://www.moduslink.com)

# 2014 SEASON IN REVIEW





# 2014 FINAL REGULAR-SEASON STATISTICS (12-4)

Head Coach: Bill Belichick • AFC East Division Champions • Home Stadium: Gillette Stadium

DATE	W/L	SCORE	OPPONENT	ATTENDANCE
9/07	L	20-33	at Miami	70,630
9/14	W	30-7	at Minnesota	52,350
9/21	W	16-9	Oakland	68,756
9/29	L	14-41	at Kansas City	76,613
10/05	W	43-17	Cincinnati	68,756
10/12	W	37-22	at Buffalo	70,185
10/16	W	27-25	New York Jets	68,756
10/26	W	51-23	Chicago	68,756
11/02	W	43-21	Denver	68,756
11/16	W	42-20	at Indianapolis	66,751
11/23	W	34-9	Detroit	68,756
11/30	L	21-26	at Green Bay	78,431
12/07	W	23-14	at San Diego	68,815
12/14	W	41-13	Miami	68,756
12/21	W	17-16	at New York Jets	78,160
12/28	L	9-17	Buffalo	68,756
<b>AFC PLAYOFFS</b>				
1/10	W	35-31	Baltimore	68,756
1/18	W	45-7	Indianapolis	68,756
<b>SUPER BOWL XLIX (at Glendale, Ariz.)</b>				
2/01	W	28-24	Seattle	70,288

## Team Statistics

	PATS	OPP
<b>TOTAL FIRST DOWNS</b>	<b>361</b>	<b>329</b>
Rushing	96	88
Passing	228	196
Penalty	37	45
3rd Down: Made/Att	98/221	84/209
3rd Down Pct.	44.3	40.2
4th Down: Made/Att	7/13	8/23
4th Down Pct.	53.8	34.8
<b>POSSESSION AVG.</b>	<b>29:37</b>	<b>30:23</b>
<b>TOTAL NET YARDS</b>	<b>5848</b>	<b>5506</b>
Avg. Per Game	365.5	344.1
Total Plays	1073	1033
Avg. Per Play	5.5	5.3
<b>NET YARDS RUSHING</b>	<b>1727</b>	<b>1669</b>
Avg. Per Game	107.9	104.3
Total Rushes	438	419
<b>NET YARDS PASSING</b>	<b>4121</b>	<b>3837</b>
Avg. Per Game	257.6	239.8
Sacked/Yards Lost	26/170	40/282
Gross Yards	4291	4119
Attempts/Completions	609/392	574/342
Completion Pct.	64.4	59.6
Had Intercepted	9	16
<b>PUNTS/AVERAGE</b>	<b>67/45.7</b>	<b>65/43.8</b>
<b>NET PUNTING AVG.</b>	<b>67/39.9</b>	<b>65/46.6</b>
<b>PENALTIES/YARDS</b>	<b>120/1080</b>	<b>92/752</b>
<b>FUMBLES/BALL LOST</b>	<b>13/4</b>	<b>19/9</b>
<b>TOUCHDOWNS</b>	<b>52</b>	<b>32</b>
Rushing	13	6
Passing	34	24
Returns	5	2

Score by Periods	1	2	3	4	OT	Total
<b>Patriots</b>	<b>78</b>	<b>183</b>	<b>101</b>	<b>106</b>	<b>0</b>	<b>468</b>
<b>Opponents</b>	<b>66</b>	<b>100</b>	<b>85</b>	<b>62</b>	<b>0</b>	<b>313</b>

SCORING	TD	Ru	Pa	Rt	PAT	FG	S	TP
Gostkowski	0	0	0	0	51/51	35/37	0	156
Gronkowski	12	0	12	0	0/0	0/0	0	72
LaFell	7	0	7	0	0/0	0/0	0	42
Wright	6	0	6	0	0/0	0/0	0	36
Edelman	5	0	4	1	0/0	0/0	0	30
Gray	5	5	0	0	0/0	0/0	0	30
Vereen	5	2	3	0	0/0	0/0	0	30
Blount TM	3	3	0	0	0/0	0/0	0	18
Arrington	2	0	2	0	0/0	0/0	0	12
Ridley	2	2	0	0	0/0	0/0	0	12
Amendola	1	0	1	0	0/0	0/0	0	6
Bolden	1	1	0	0	0/0	0/0	0	6
Cha. Jones	1	0	0	1	0/0	0/0	0	6
Ninkovich	1	0	0	1	0/0	0/0	0	6
Tyms	1	0	1	0	0/0	0/0	0	6
<b>Patriots</b>	<b>52</b>	<b>13</b>	<b>34</b>	<b>5</b>	<b>51/51</b>	<b>35/37</b>	<b>0</b>	<b>468</b>
<b>Opponents</b>	<b>32</b>	<b>6</b>	<b>24</b>	<b>2</b>	<b>28/28</b>	<b>29/37</b>	<b>0</b>	<b>313</b>

RUSHING	NO	YDS	AVG	LG	TD
Gray	89	412	4.6	20	5
Vereen	96	391	4.1	19	2
Ridley	94	340	3.6	43	2
Blount TM	60	281	4.7	34	3
Edelman	10	94	9.4	25	0
Bolden	28	89	3.2	17	1
Brady	36	57	1.6	17	0
J. White	9	38	4.2	11	0
LaFell	2	13	6.5	9	0
Garoppolo	10	9	0.9	9	0
Develin	3	5	1.7	5	0
Wright	1	-2	-2.0	-2	0
<b>Patriots</b>	<b>438</b>	<b>1727</b>	<b>3.9</b>	<b>43</b>	<b>13</b>
<b>Opponents</b>	<b>419</b>	<b>1669</b>	<b>4.0</b>	<b>48</b>	<b>6</b>

RECEIVING	NO	YDS	AVG	LG	TD
Edelman	92	972	10.6	69t	4
Gronkowski	82	1124	13.7	46t	12
LaFell	74	953	12.9	56t	7
Vereen	52	447	8.6	49t	3
Amendola	27	200	7.4	21	1
Wright	26	259	10.0	30	6
Blount TM	4	18	4.5	11	0
Thompkins TM	6	53	8.8	16	0
Develin	6	43	7.2	13	0
Tyms	5	82	16.4	43t	1
J. White	5	23	4.6	11	0
Ridley	4	20	5.0	7	0
Hoomananuanui	3	44	14.7	23	0
Dobson	3	38	12.7	16	0
Bolden	2	8	4.0	4	0
Gray	1	7	7.0	7	0
<b>Patriots</b>	<b>392</b>	<b>4291</b>	<b>10.9</b>	<b>69t</b>	<b>34</b>
<b>Opponents</b>	<b>342</b>	<b>4119</b>	<b>12.0</b>	<b>50</b>	<b>24</b>

INTERCEPTIONS	NO	YDS	AVG	LG	TD
McCourt	2	70	35.0	60	0
Collins	2	0	0.0	0	0
Revis	2	0	0.0	0	0
Ryan	2	0	0.0	0	0
Harmon	1	60	60.0	60	0
Browner	1	32	32.0	30	0
Ninkovich	1	11	11.0	11	0
Chung	1	10	10.0	10	0
Wilfork	1	1	1.0	1	0
Ayers TM	1	0	0.0	0	0
Dennard	1	0	0.0	0	0
Easley	1	0	0.0	0	0
<b>Patriots</b>	<b>16</b>	<b>184</b>	<b>11.5</b>	<b>60</b>	<b>0</b>
<b>Opponents</b>	<b>9</b>	<b>89</b>	<b>9.9</b>	<b>39t</b>	<b>1</b>

PUNTING	NO	YDS	AVG	NET	TB	IN	BLK
Allen	66	3060	46.4	39.9	6	25	67
<b>Patriots</b>	<b>67</b>	<b>3060</b>	<b>45.7</b>	<b>39.9</b>	<b>6</b>	<b>25</b>	<b>67</b>
<b>Opponents</b>	<b>65</b>	<b>2847</b>	<b>43.8</b>	<b>36.6</b>	<b>2</b>	<b>18</b>	<b>61</b>

PUNT RETURNS	NO	FC	YDS	AVG	LG	TD
Edelman	25	6	299	12.0	84t	1
Amendola	16	5	132	8.3	39	0
<b>Patriots</b>	<b>41</b>	<b>11</b>	<b>431</b>	<b>10.5</b>	<b>84t</b>	<b>1</b>
<b>Opponents</b>	<b>29</b>	<b>15</b>	<b>287</b>	<b>9.2</b>	<b>47</b>	<b>0</b>

KICK RETURNS	NO	YDS	AVG	LG	TD
Amendola	20	482	24.1	81	0
Chung	7	140	20.0	30	0
Slater	2	44	22.0	26	0
LaFell	1	0	0.0	0	0
McCourt	1	27	27.0	27	0
<b>Patriots</b>	<b>31</b>	<b>693</b>	<b>22.4</b>	<b>81</b>	<b>0</b>
<b>Opponents</b>	<b>45</b>	<b>955</b>	<b>21.2</b>	<b>62</b>	<b>0</b>

**Sacks:** Ninkovich 8.0, Hightower 6.0, Cha. Jones 6.0, Ayers TM 4.0, Collins 4.0, Chr. Jones 3.0, Siliga 2.5, Arrington 1.0, Easley 1.0, Mayo 1.0, Skinner 1.0, Vellano 1.0, Walker TM 1.0, Moore 0.5.  
**Patriots 40.0, Opponents 26.0**

PASSING	ATT	CMP	YARDS	CMP%	YDS/ATT	TD	INT	INT%	LG	SK/YDS	RATING
Brady	582	373	4109	64.1	7.06	33	5.7	1.5	69t	21/134	97.4
Garoppolo	27	19	182	70.4	6.74	1	3.7	0.0	37	5/36	101.2
<b>Patriots</b>	<b>609</b>	<b>392</b>	<b>4291</b>	<b>64.4</b>	<b>7.05</b>	<b>34</b>	<b>5.6</b>	<b>1.5</b>	<b>69t</b>	<b>26/170</b>	<b>97.5</b>
<b>Opponents</b>	<b>574</b>	<b>342</b>	<b>4119</b>	<b>59.6</b>	<b>7.18</b>	<b>24</b>	<b>4.2</b>	<b>1.6</b>	<b>2.8</b>	<b>50</b>	<b>40/282</b>

FIELD GOALS	1-19	20-29	30-39	40-49	50+
Gostkowski	1/1	11/11	10/11	12/13	1/1
<b>Patriots</b>	<b>0/0</b>	<b>11/11</b>	<b>10/11</b>	<b>12/13</b>	<b>1/1</b>
<b>Opponents</b>	<b>1/0</b>	<b>12/12</b>	<b>8/8</b>	<b>7/11</b>	<b>2/6</b>

**Gostkowski:** (47G, 45G)(48G, 47G, 27G)(21G, 20G, 36G)(48G, 19G, 23G, 47G, 35G)(36N, 42G, 53G, 40G)(39G, 36G)(23G, 27G, 39G) (49G, 29G, 45G)(35G, 43G)(47N)(22G, 22G, 38G)(35G, 36G)(24G, 44G, 35G)

**Opponents:** (38G, 24G, 22G, 27G)(48B)(49G, 37G, 47G)(22G, 31G)(52N, 23G, 47G, 46G, 27G, 58B)(41N)(31G, 53G)(48G, 20G, 53N, 49G)(32G, 35G, 33G, 40N, 28G)(41B, 24G, 53G)(26G, 23G, 37G, 52B)(48G)

## STARTERS

**Offense:** WR Brandon LaFell (13), Aaron Dobson (1), Kenbrell Thompkins (1), Brian Tyms (1); LT Nate Solder 16; LG Dan Connolly (10), Marcus Cannon (3), Josh Kline (2), Jordan Devey (1); C Bryan Stork (11), Dan Connolly (3), Ryan Wendell (2); RG Ryan Wendell (10), Jordan Devey (3), Josh Kline (2), Cameron Fleming (1); RT Sebastian Vollmer (15), Marcus Cannon (1); TE Rob Gronkowski (10), Michael Hoomananuanui (6); WR Julian Edelman (13), Danny Amendola (2), Tim Wright (1); QB Tom Brady (16); RB Shane Vereen (6), Stevan Ridley (5), Jonas Gray (3), LeGarrette Blount (1), Brandon Bolden (1); 2nd TE Michael Hoomananuanui (6), Cameron Fleming (1), Tim Wright (1); FB James Develin (3); 2nd RB Brandon Bolden (1); 3rd WR Danny Amendola (2), Brian Tyms (1), Tim Wright (1).

**Defense:** LE Rob Ninkovich (16); DT Vince Wilfork (16); DT Chris Jones (7), Seaulver Siliga (3), Alan Branch (1), Joe Vellano (1); 3rd DT Alan Branch (1), Chris Jones (1), Seaulver Siliga (1), Casey Walker (1); RE Chandler Jones (8); Chris Jones (4), Dominique Easley (2), Zach Moore (1), Seaulver Siliga (1); LB Jamie Collins (15); LB Dont'a Hightower (12); LB Jerod Mayo (6); LB Jonathan Casillas (3); LB Deontae Skinner (1); DB Kyle Arrington (3), Logan Ryan (2), Brandon Browner (1), Malcolm Butler (1), Alfonso Dennard (1); LCB Darrelle Revis (15), Brandon Browner (1); RCB Brandon Browner (7), Logan Ryan (4), Alfonso Dennard (3), Kyle Arrington (1), Darrelle Revis (1); S Devin McCourty (16), Patrick Chung (15).

**2014 Coaching Staff:** Josh Boyer, Cornerbacks; Moses Cabrera, Assistant Strength and Conditioning; Brian Daboll, Tight Ends; Brendan Daly, Defensive Assistant; Dave DeGuglielmo, Offensive Line, Ivan Fears, Running Backs; Brian Flores, Safeties; Patrick Graham, Linebackers; Joe Judge, Assistant Special Teams; Josh McDaniels, Offensive Coordinator/Quarterbacks; Harold Nash, Head Strength and Conditioning; Scott O'Brien, Special Teams; Chad O'Shea, Wide Receivers; Matt Patricia, Defensive Coordinator; Steve Belichick, Coaching Assistant; Jerry Schupplinski, Coaching Assistant.

**Pro Bowl (5):** Tom Brady (10), Stephen Gostkowski (3), Rob Gronkowski (3), Darrelle Revis (6), ST Matthew Slater (4).

2-Pt. Conversions: Tm:0-1, Opponents: 3-4.



# 2014 FINAL REGULAR-SEASON DEFENSIVE STATISTICS

NAME	TACKLES			SACKS			INTERCEPTIONS				FUMBLES				SPECIAL TEAMS				
	TT	UT	A	S	Yds	QH	Int	Yds	TD	PD	FF	FR	Yds	TD	TT	UT	A	FF	FR
Jamie Collins	109	74	35	4.0	30.0	7	2	0	0	3	4	2	0	0	1	1	0	0	0
Dont'a Hightower	92	69	23	6.0	50.0	12	0	0	0	2	1	0	0	0	0	0	0	0	0
Patrick Chung	89	54	35	0.0	0.0	1	1	10	0	7	0	0	0	0	0	0	0	0	0
Devin McCourty	72	54	18	0.0	0.0	0	2	70	0	6	1	0	0	0	2	1	1	0	0
Rob Ninkovich	56	45	11	8.0	54.0	16	1	11	0	2	0	1	15	1	1	0	0	0	0
Jerod Mayo	52	40	12	1.0	9.0	2	0	0	0	0	0	1	0	0	0	0	0	0	0
Darrelle Revis	49	41	8	0.0	0.0	0	2	0	0	14	1	1	0	0	0	0	0	0	0
Vince Wilfork	47	27	20	0.0	0.0	1	1	1	0	2	0	0	0	0	0	0	0	0	0
Chandler Jones	43	27	16	6.0	49.5	10	0	0	0	2	2	1	0	0	0	0	0	0	0
Logan Ryan	36	24	12	0.0	0.0	0	2	0	0	6	1	0	0	0	8	6	2	0	0
Kyle Arrington	33	28	5	1.0	0.0	0	0	0	0	4	2	0	0	0	7	5	2	0	1
Chris Jones	27	17	10	3.0	17.5	7	0	0	0	0	0	0	0	0	0	0	0	0	0
Sealver Siliga	27	15	12	2.5	11.5	4	0	0	0	0	0	0	0	0	0	0	0	0	0
Brandon Browner	26	22	4	0.0	0.0	0	1	32	0	6	0	0	0	0	0	0	0	0	0
Jonathan Casillas	21	18	3	0.0	0.0	1	0	0	0	0	1	0	0	0	5	4	1	0	0
Tavon Wilson	20	17	3	0.0	0.0	1	0	0	0	2	0	0	0	0	6	5	1	0	0
Alfonzo Dennard	15	13	2	0.0	0.0	0	1	0	0	1	0	1	0	0	0	0	0	0	0
Akeem Ayers	15	12	3	4.0	35.0	5	1	0	0	1	0	0	0	0	3	3	0	0	0
Alan Branch	14	6	8	0.0	0.0	2	0	0	0	1	0	0	0	0	0	0	0	0	0
Malcolm Butler	14	13	1	0.0	0.0	0	0	0	0	4	0	0	0	0	1	1	0	0	0
Duron Harmon	12	8	4	0.0	0.0	0	1	60	0	1	0	1	0	0	1	0	1	0	0
Casey Walker	10	8	2	1.0	5.0	1	0	0	0	0	0	0	0	0	0	0	0	0	0
Deontae Skinner	10	3	7	1.0	10.0	1	0	0	0	0	0	0	0	0	4	3	1	0	0
Dominique Easley	9	6	3	1.0	4.0	3	1	0	0	0	1	0	0	0	0	0	0	0	0
Joe Vellano	6	5	1	1.0	4.0	1	0	0	0	0	0	0	0	0	0	0	0	0	0
Darius Fleming	5	4	1	0.0	0.0	0	0	0	0	0	0	0	0	0	0	0	0	0	0
Nate Ebner	4	4	0	0.0	0.0	0	0	0	0	0	0	0	0	0	11	6	5	0	0
Zach Moore	4	0	4	0.5	2.5	0	0	0	0	0	1	1	0	0	0	0	0	0	0
Michael Buchanan	1	0	1	0.0	0.0	0	0	0	0	0	0	0	0	0	1	1	0	0	0
Don Jones	1	0	1	0.0	0.0	0	0	0	0	0	0	0	0	0	8	7	1	0	0
Brandon Bolden	0	0	0	0.0	0.0	0	0	0	0	0	0	0	0	0	6	5	1	0	0
Matthew Slater	0	0	0	0.0	0.0	0	0	0	0	0	0	0	0	0	14	11	3	0	0
Stephen Gostkowski	0	0	0	0.0	0.0	0	0	0	0	0	0	0	0	0	2	1	1	0	0
Jonas Gray	0	0	0	0.0	0.0	0	0	0	0	0	0	0	0	0	1	1	0	0	0
Ja'Gared Davis	0	0	0	0.0	0.0	0	0	0	0	0	0	0	0	0	1	0	1	0	0
Brian Tyms	0	0	0	0.0	0.0	0	0	0	0	0	0	0	0	0	1	1	0	0	0
Brandon LaFell	0	0	0	0.0	0.0	0	0	0	0	0	0	0	0	0	1	1	0	0	0
Chris White	0	0	0	0.0	0.0	0	0	0	0	0	0	0	0	0	9	5	4	0	0
<b>TOTALS</b>	<b>919</b>	<b>654</b>	<b>265</b>	<b>40.0</b>	<b>282.0</b>	<b>75</b>	<b>16</b>	<b>184</b>	<b>0</b>	<b>65</b>	<b>14</b>	<b>9</b>	<b>15</b>	<b>1</b>	<b>94</b>	<b>69</b>	<b>25</b>	<b>0</b>	<b>1</b>

## 2014 MISCELLANEOUS STATISTICS

### FUMBLES - LOST (13-4)

Player	No.	Lost	Own Rec.	O.B.
Danny Aiken	1	0	0	0
Ryan Allen	0	0	1	0
Tom Brady	6	3	1	0
Dan Connolly	0	0	1	0
Jamie Collins	1	0	0	0
Alfonzo Dennard	0	0	1	0
James Develin	1	0	1	0
Julian Edelman	3	0	2	0
Brandon LaFell	1	1	0	0
Nate Solder	0	0	1	0
James White	0	0	1	0
<b>Totals</b>	<b>13</b>	<b>4</b>	<b>9</b>	<b>0</b>

### MISC. OFFENSIVE STATS

Player	Tkl	Ast	FF	FR
Tom Brady	1	0	0	0
Jordan Devey	1	0	0	0
Dan Connolly	0	1	0	0
Julian Edelman	4	0	0	0
Brandon LaFell	1	0	0	0
Nate Solder	1	0	0	0
Bryan Stork	0	1	0	0
Brian Tyms	1	0	0	0
Shane Vereen	1	0	0	0
<b>Totals</b>	<b>10</b>	<b>2</b>	<b>0</b>	<b>0</b>

### BLOCKED KICKS

Player	XP	FG	P
Brandon Bolden	0	0	1
Jamie Collins	0	1	0
Chandler Jones	0	1	0
Chris Jones	0	1	0
Vince Wilfork	0	1	0
<b>Totals</b>	<b>0</b>	<b>4</b>	<b>1</b>

# 2014 FINAL POSTSEASON STATISTICS

WON 3, LOST 0			
1/10	W	35-31	Baltimore 68,756
1/18	W	45-7	Indianapolis 68,756
2/01	W	28-24	Seattle 70,288

## Team Statistics

	PATS	OPP
<b>TOTAL FIRST DOWNS</b>	<b>82</b>	<b>65</b>
Rushing	19	24
Passing	56	33
Penalty	7	8
3rd Down: Made/Att	26/43	7/30
3rd Down Pct.	60.5	23.3
4th Down: Made/Att	2/2	3/3
4th Down Pct.	100.0	100.0
<b>POSSESSION AVG.</b>	<b>32:59</b>	<b>27:01</b>
<b>TOTAL NET YARDS</b>	<b>1196</b>	<b>1033</b>
Avg. Per Game	398.7	344.4
Total Plays	214	178
Avg. Per Play	5.6	5.8
<b>NET YARDS RUSHING</b>	<b>248</b>	<b>381</b>
Avg. Per Game	82.7	127.0
Total Rushes	74	76
<b>NET YARDS PASSING</b>	<b>948</b>	<b>652</b>
Avg. Per Game	316.0	217.3
Sacked/Yards Lost	4/24	3/13
Gross Yards	972	665
Attempts/Completions	136/94	99/52
Completion Pct.	69.1	52.5
Had Intercepted	4	5
<b>PUNTS/AVERAGE</b>	<b>12/41.1</b>	<b>15/47.9</b>
<b>NET PUNTING AVG.</b>	<b>12/36.0</b>	<b>15/38.3</b>

PENALTIES/YARDS									
FUMBLES/BALL LOST									
TOUCHDOWNS									
Rushing	15	8							
Passing	11	6							
Returns	0	0							
Score by Periods	1	2	3	4	OT	Total			
Patriots	21	24	35	28	0	108			
Opponents	14	28	17	3	0	62			
SCORING									
Amendola	3	0	3	0	0/0	0/0	0	18	
Blount	3	3	0	0	0/0	0/0	0	18	
Gostkowski	0	0	0	0	15/15	1/1	0	18	
Gronkowski	3	0	3	0	0/0	0/0	0	18	
LaFell	2	0	2	0	0/0	0/0	0	12	
Brady	1	1	0	0	0/0	0/0	0	6	
Develin	1	0	1	0	0/0	0/0	0	6	
Edelman	1	0	1	0	0/0	0/0	0	6	
Solder	1	0	1	0	0/0	0/0	0	6	
Patriots	15	4	11	0	15/15	1/1	0	108	
Opponents	8	2	6	0	8/8	2/3	0	62	
RUSHING									
Blount	47	YDS	189	AVG	4.0	LG	22	3	
Vereen	6	21	3.5	7	0				
Edelman	2	19	9.5	12	0				
Brady	11	10	0.9	9	1				
Bolden	3	7	2.3	4	0				
Gray	4	4	1.0	2	0				
Amendola	1	-2	-2.0	-2	0				
Patriots	74	248	3.4	22	4				
Opponents	76	381	5.0	19	2				

RECEIVING									
Edelman	26	YDS	281	AVG	10.8	LG	23	1	
Vereen	18	144	8.0	30	0				
Gronkowski	16	204	12.8	46	3				
LaFell	13	119	9.2	23	2				
Amendola	11	137	12.5	51	3				
Hoomanawanui	6	53	8.8	16	0				
Develin	2	7	3.5	6	1				
Solder	1	16	16.0	16	1				
Bolden	1	11	11.0	11	0				
Patriots	94	972	10.3	51	11				
Opponents	52	665	12.8	45	6				
INTERCEPTIONS									
Revis	1	30	30.0	30	0				
Collins	1	25	25.0	25	0				
Butler	1	3	3.0	3	0				
Harmon	1	0	0.0	0	0				
McCourt	1	0	0.0	0	0				
Patriots	5	58	11.6	30	0				
Opponents	4	20	5.0	14	0				
PUNTING									
Allen	12	YDS	493	AVG	41.1	LG	36.0	1	3
Patriots	12	493	41.1	36.0	1	3	64	0	
Opponents	15	718	47.9	38.3	0	1	61	0	
PUNT RETURNS									
Edelman	9	2	143	15.9	45	0			
Amendola	0	2	0	---	---	0			
Patriots	9	4	143	15.9	45	0			
Opponents	8	1	41	5.1	10	0			
KICK RETURNS									
Amendola	9	213	23.7	30	0				
Develin	1	5	5.0	5	0				
Patriots	10	218	21.8	30	0				
Opponents	10	234	23.4	30	0				

PASSING	ATT	CMP	YARDS	CMP%	YDS/ATT	TD	TD%	INT	INT%	LG	SK/YDS	RATING
Brady	135	93	921	68.9	6.82	10	7.4	4	3.0	46	4/24	100.3
Edelman	1	1	51	100.0	51.00	1	100.0	0	0.0	51	0/0	158.3
Patriots	136	94	972	69.1	7.15	11	8.1	4	2.9	51	4/24	104.2
Opponents	99	52	665	52.5	6.72	6	6.1	5	5.1	45	3/13	73.0

FIELD GOALS	1-19	20-29	30-39	40-49	50+
Gostkowski	0/0	1/1	0/0	0/0	0/0
Patriots	0/0	1/1	0/0	0/0	0/0
Opponents	0/0	2/2	0/0	0/0	0/1
Gostkowski: ( )	(216)	( )			
TM: ( )	(216)	( )			
OPP: (256)	(51N)	(276)			
2-PT. Conversions: 0-0, Opponents: 0-0.					

## 2014 POSTSEASON DEFENSIVE STATISTICS

	TACKLES			SACKS			INTERCEPTIONS				FUMBLES				SPECIAL TEAMS				
NAME	TT	UT	A	S	Yds	QH	Int	Yds	TD	PD	FF	FR	Yds	TD	TT	UT	A	FF	FR
Jamie Collins	23	17	6	0.0	0.0	2	1	25	0	3	0	0	0	0	0	0	0	0	0
Dont'a Hightower	16	10	6	0.0	0.0	0	0	0	0	0	0	0	0	0	0	0	0	0	0
Rob Ninkovich	15	8	7	1.0	8.0	4	0	0	0	2	0	0	0	0	0	0	0	0	0
Sealver Siliga	12	4	8	0.0	0.0	0	0	0	0	0	0	0	0	0	0	0	0	0	0
Patrick Chung	10	8	2	0.0	0.0	0	0	0	0	0	0	0	0	0	0	0	0	0	0
Devin McCourty	9	7	2	0.0	0.0	0	1	0	0	3	0	0	0	0	1	1	0	0	0
Kyle Arrington	8	6	2	0.0	0.0	0	0	0	0	0	0	0	0	0	2	2	0	0	0
Chandler Jones	8	7	1	1.0	3.0	5	0	0	0	0	0	0	0	0	0	0	0	0	0
Brandon Browner	7	6	1	0.0	0.0	0	0	0	0	1	0	0	0	0	0	0	0	0	0
Alan Branch	7	6	1	0.0	0.0	0	0	0	0	0	0	0	0	0	0	0	0	0	0
Vince Wilfork	6	4	2	0.0	0.0	0	0	0	0	0	0	0	0	0	0	0	0	0	0
Logan Ryan	4	4	0	0.0	0.0	0	0	0	0	1	1	0	0	0	0	0	0	0	0
Malcolm Butler	4	4	0	0.0	0.0	0	1	3	0	3	0	0	0	0	0	0	0	0	0
Darrelle Revis	3	3	0	1.0	2.0	1	1	30	0	2	0	0	0	0	0	0	0	0	0
Chris Jones	2	1	1	0.0	0.0	0	0	0	0	0	0	0	0	0	0	0	0	0	0
Tavon Wilson	2	1	1	0.0	0.0	0	0	0	0	0	0	0	0	0	0	0	0	0	0
Duron Harmon	1	1	0	0.0	0.0	0	1	0	0	1	0	0	0	0	0	0	0	0	0
Joe Vellano	1	1	0	0.0	0.0	0	0	0	0	0	0	0	0	0	0	0	0	0	0
Jonathan Casillas	1	1	0	0.0	0.0	0	0	0	0	0	0	0	0	0	2	1	1	0	0
Chris White	0	0	0	0.0	0.0	0	0	0	0	0	0	0	0	0	4	3	1	0	0
Matthew Slater	0	0	0	0.0	0.0	0	0	0	0	0	0	0	0	0	2	1	1	0	0
Darius Fleming	0	0	0	0.0	0.0	0	0	0	0	0	0	0	0	0	2	2	0	0	1
Akeem Ayers	0	0	0	0.0	0.0	1	0	0	0	0	0	0	0	0	2	1	1	0	0
Brandon Bolden	0	0	0	0.0	0.0	0	0	0	0	0	0	0	0	0	1	1	0	0	0
Postseason Totals	139	99	40	3.0	13.0	13	5	58	0	16	1	0	0	0	16	12	4	0	0

## 2014 POSTSEASON MISCELLANEOUS STATISTICS

### FUMBLES - LOST (3-0)

Player	No.	Lost	Own Rec.	O.B.
Julian Edelman	2	0	1	0
Danny Amendola	1	0	0	0
Darius Fleming	0	0	1	0
Chris Jones	0	0	1	0
Totals	3	0	3	0

### MISC. OFFENSIVE STATS

Player	Tkl	Ast	FF	FR
Danny Amendola	1	0	0	0
Brandon Bolden	1	0	0	0
Julian Edelman	1	0	0	0
Shane Vereen	1	0	0	0
Totals	4	0	0	0

### BLOCKED KICKS

Player	XP	FG	P
Totals	0	0	0

# 2014 GAME-BY-GAME TEAM OFFENSE

OFFENSE		FIRST DOWNS				NET OFFENSE			RUSHING			PASSING				PENALTY		PUNTS			
DATE	OPPONENT	TOTAL	Ru	Pa	Pn	Yds	Plays		Yds	Att	Avg	Net	S/YL	Gross	Att-Cmp	Pct	TD-Int	No	Yds	No	Avg
09/07	at Miami	20	7	12	1	315	80		89	20	4.5	226	4/23	249	56-29	51.8%	1-0	9	100	6	40.2
09/14	at Minnesota	16	5	9	2	292	59		150	37	4.1	142	1/7	149	21-14	66.7%	1-0	15	163	5	42.2
09/21	Oakland	21	5	14	2	297	71		76	32	2.4	221	2/13	234	37-24	64.9%	1-0	6	59	5	48.0
09/29	at Kansas City	13	2	10	1	290	49		75	16	4.7	215	3/14	229	30-20	66.7%	2-2	3	30	6	48.8
10/05	Cincinnati	30	11	17	2	505	82		220	46	4.8	285	1/7	292	35-23	65.7%	2-0	12	114	3	40.3
10/12	at Buffalo	22	4	13	5	396	66		50	27	1.9	346	2/15	361	37-27	73.0%	4-0	9	60	4	46.5
10/16	N.Y. Jets	16	2	12	2	323	53		63	15	4.2	260	1/1	261	37-20	54.1%	3-0	9	64	5	46.4
10/26	Chicago	32	6	25	1	487	71		122	32	3.8	365	1/11	376	38-33	86.8%	5-0	7	38	1	46.0
11/02	Denver	29	3	22	4	398	79		66	25	2.6	332	1/1	333	53-33	62.3%	4-1	9	71	5	44.6
11/16	at Indianapolis	33	17	13	3	503	74		246	44	5.6	257	0/0	257	30-19	63.3%	2-2	5	53	1	59.0
11/23	Detroit	29	4	22	3	439	73		90	20	4.5	349	0/0	349	53-38	71.7%	2-1	11	89	5	47.6
11/30	at Green Bay	20	5	14	1	320	54		84	18	4.7	236	1/9	245	35-22	62.9%	2-0	4	25	4	37.0
12/07	at San Diego	24	6	13	5	397	73		87	28	3.1	310	1/7	317	44-28	63.6%	2-1	6	70	5	49.4
12/14	Miami	23	10	12	1	395	64		108	29	3.7	287	0/0	287	35-21	60.0%	2-1	5	51	3	48.0
12/21	at N.Y. Jets	19	5	13	1	231	63		85	24	3.5	146	4/36	182	35-23	65.7%	1-1	5	38	5	52.6
12/28	Buffalo	14	4	7	3	260	62		116	25	4.6	144	4/26	170	33-18	54.5%	0-0	5	55	4	43.5
Regular Season Totals		361	96	228	37	5848	1073		1727	438	3.9	4121	26/170	4291	609-392	64.4%	34-9	120	1080	67	45.7
01/10	Baltimore	29	4	22	3	422	66		14	13	1.1	408	2/10	418	51-34	66.7%	4-1	7	60	5	37.8
01/18	Indianapolis	28	14	13	1	397	76		177	40	4.4	220	1/6	226	35-23	65.7%	3-1	6	45	3	36.0
02/01	Seattle	25	1	21	3	377	72		57	21	2.7	320	1/8	328	50-37	74.0%	4-2	5	36	4	49.0
Postseason Totals		82	19	56	7	1196	214		248	74	3.4	948	4/24	972	136-94	69.1%	11-4	18	141	12	41.1

2014 SEASON

2014 GAME-BY-GAME TEAM DEFENSE

DEFENSE		FIRST DOWNS				NET OFFENSE			RUSHING			PASSING				PENALTY		PUNTS			
DATE	OPPONENT	TOTAL	Ru	Pa	Pn	Yds	Plays		Yds	Att	Avg	Net	S/YL	Gross	Att-Cmp	Pct	TD-Int	No	Yds	No	Avg
09/07	at Miami	25	11	10	4	360	71		191	38	5.0	169	1/9	178	32-18	56.3%	2-1	4	26	2	50.0
09/14	at Minnesota	17	3	9	5	217	61		54	19	2.8	163	6/39	202	36-19	52.8%	1-4	7	58	5	45.6
09/21	Oakland	14	3	9	2	241	56		67	22	3.0	174	0/0	174	34-21	61.8%	0-1	6	49	5	43.2
09/29	at Kansas City	26	10	15	1	443	66		207	38	5.4	236	2/12	248	26-20	76.9%	3-0	4	35	4	45.0
10/05	Cincinnati	17	4	8	5	320	48		79	18	4.4	241	1/8	249	29-18	62.1%	2-0	4	37	4	41.5
10/12	at Buffalo	19	3	15	1	336	66		68	23	3.0	268	5/31	299	38-24	63.2%	2-1	8	107	5	49.8
10/16	N.Y. Jets	28	13	11	4	423	80		218	43	5.1	205	3/21	226	34-20	58.8%	1-0	7	70	3	42.7
10/26	Chicago	27	11	13	3	384	64		153	26	5.9	231	3/18	249	35-21	60.0%	3-1	5	41	4	47.3
11/02	Denver	26	2	20	4	472	75		43	17	2.5	429	1/9	438	57-34	59.6%	2-2	10	72	3	45.0
11/16	at Indianapolis	17	1	14	2	322	56		19	16	1.2	303	1/0	303	39-23	59.0%	2-1	4	27	3	56.7
11/23	Detroit	21	5	12	4	335	73		91	25	3.6	244	2/20	264	46-18	39.1%	0-1	9	54	5	46.2
11/30	at Green Bay	24	6	16	2	478	70		130	29	4.5	348	3/20	368	38-24	63.2%	2-0	4	22	1	38.0
12/07	at San Diego	13	2	8	3	216	54		53	17	3.1	163	4/26	189	33-20	60.6%	1-1	8	61	8	35.8
12/14	Miami	23	4	16	3	384	74		76	23	3.3	308	4/38	346	47-29	61.7%	1-2	5	35	4	39.8
12/21	at N.Y. Jets	16	5	10	1	307	61		116	32	3.6	191	2/19	210	27-17	63.0%	1-1	2	14	4	47.3
12/28	Buffalo	16	5	10	1	268	58		104	33	3.2	164	2/12	176	23-16	69.6%	1-0	5	44	5	36.6
Regular Season Totals		329	88	196	45	5506	1033		1669	419	4.0	3837	40/282	4119	574-342	59.6%	24-16	92	752	65	43.8
01/10	Baltimore	28	10	16	2	428	73		136	28	4.9	292	0/0	292	45-28	62.2%	4-2	7	65	4	50.3
01/18	Indianapolis	17	6	7	4	209	52		83	19	4.4	126	0/0	126	33-12	36.4%	0-2	3	23	5	49.6
02/01	Seattle	20	8	10	2	396	53		162	29	5.6	234	3/13	247	21-12	57.1%	2-1	7	70	6	44.8
Postseason Totals		65	24	33	8	1033	178		381	76	5.0	652	3/13	665	99-52	52.5%	6-5	17	158	15	47.9

# 2014 GAME-BY-GAME STATISTICS

## PASSING STATISTICS

### TOM BRADY

Date	Opponent	Att	Cmp	Yds	Pct	TD	Lg	Int	S	Yds	Rating
09/07	at Miami	56	29	249	51.8%	1	44	0	4	23	69.7
09/14	at Minnesota	21	14	149	66.7%	1	44	0	1	7	102.3
09/21	Oakland	37	24	234	64.9%	1	22	0	2	13	91.5
09/29	at Kansas City	23	14	159	60.9%	1	44t	2	2	8	59.9
10/05	Cincinnati	35	23	292	65.7%	2	30	0	1	7	110.7
10/12	at Buffalo	37	27	361	73.0%	4	56t	0	2	15	139.6
10/16	N.Y. Jets	37	20	261	54.1%	3	49t	0	1	1	103.5
10/26	Chicago	35	30	354	85.7%	5	46t	0	0	0	148.4
11/02	Denver	53	33	333	62.3%	4	26	1	1	1	97.4
11/16	at Indianapolis	30	19	257	63.3%	2	39	2	0	0	85.0
11/23	Detroit	53	38	349	71.7%	2	24	1	0	0	94.0
11/30	at Green Bay	35	22	245	62.9%	2	29	0	1	9	102.7
12/07	at San Diego	44	28	317	63.6%	2	69t	1	1	7	90.8
12/14	Miami	35	21	287	60.0%	2	35	1	0	0	93.4
12/21	at N.Y. Jets	35	23	182	65.7%	1	14	1	4	36	76.1
12/28	Buffalo	16	8	80	50.0%	0	27	0	1	7	73.2
<b>Regular Season Totals</b>		<b>582</b>	<b>373</b>	<b>4109</b>	<b>64.1%</b>	<b>33</b>	<b>69t</b>	<b>9</b>	<b>21</b>	<b>134</b>	<b>97.4</b>
01/10	Baltimore	50	33	367	66.0%	3	46	1	2	10	99.3
01/18	Indianapolis	35	23	226	65.7%	3	30	1	1	6	100.4
02/01	Seattle	50	37	328	74.0%	4	23	2	1	8	101.1
<b>Postseason Totals</b>		<b>135</b>	<b>93</b>	<b>921</b>	<b>68.9%</b>	<b>10</b>	<b>46</b>	<b>4</b>	<b>4</b>	<b>24</b>	<b>100.3</b>

### JIMMY GAROPPOLO

Date	Opponent	Att	Cmp	Yds	Pct	TD	Lg	Int	S	Yds	Rating
09/07	at Miami					Did Not Play					
09/14	at Minnesota					Did Not Play					
09/21	Oakland					Did Not Play					
09/29	at Kansas City	7	6	70	85.7%	1	37	0	1	6	147.9
10/05	Cincinnati	0	0	0							
10/12	at Buffalo					Did Not Play					
10/16	N.Y. Jets					Did Not Play					
10/26	Chicago	3	3	22	100.0%	0	17	0	1	11	97.2
11/02	Denver					Did Not Play					
11/16	at Indianapolis	0	0	0							
11/23	Detroit					Did Not Play					
11/30	at Green Bay					Did Not Play					
12/07	at San Diego					Did Not Play					
12/14	Miami	0	0	0							
12/21	at N.Y. Jets					Did Not Play					
12/28	Buffalo	17	10	90	58.8%	0	20	0	3	19	97.2
<b>Regular Season Totals</b>		<b>27</b>	<b>19</b>	<b>182</b>	<b>70.4%</b>	<b>1</b>	<b>37</b>	<b>0</b>	<b>5</b>	<b>36</b>	<b>101.2</b>
01/10	Baltimore					Did Not Play					
01/18	Indianapolis	0	0	0							
02/01	Seattle					Did Not Play					
<b>Postseason Totals</b>		<b>0</b>	<b>0</b>	<b>0</b>	<b>0.0%</b>	<b>0</b>	<b>0</b>	<b>0</b>	<b>0</b>	<b>0</b>	<b>-</b>



# 2014 GAME-BY-GAME STATISTICS

## RUSHING STATISTICS

		JONAS GRAY					SHANE VEREEN					STEVAN RIDLEY					
Date	Opponent	No	Yds	Avg	Lg	TD	No	Yds	Avg	Lg	TD	No	Yds	Avg	Lg	TD	
09/07	at Miami	1	3	3.0	3	0	7	36	5.1	11	1	0	8	21	2.6	11	0
09/14	at Minnesota	0	0	0.0	0	0	6	40	6.7	12	0	0	10	101	4.0	16	0
09/21	Oakland	0	0	0.0	0	0	7	20	2.9	11	0	0	19	54	2.8	9	0
09/29	at Kansas City	0	0	0.0	0	0	8	26	3.3	9	0	0	5	58	5.6	8	0
10/05	Cincinnati	0	0	0.0	0	0	9	9	10.0	19	0	0	27	113	4.2	43	1
10/12	at Buffalo	0	0	0.0	0	0	5	4	0.8	2	0	0	10	23	2.3	10	0
10/16	N.Y. Jets	3	12	4.0	5	0	11	43	3.9	12	0	0	10	23	2.3	10	0
10/26	Chicago	12	86	7.2	19	0	15	22	4.4	11	1	0	10	23	2.3	10	0
11/02	Denver	17	33	2.8	13	0	11	29	2.6	9	0	0	10	23	2.3	10	0
11/16	at Indianapolis	37	201	5.4	20	4	1	18	18.0	18	0	0	10	23	2.3	10	0
11/23	Detroit	12	33	2.8	13	0	8	12	1.5	9	0	0	10	23	2.3	10	0
11/30	at Green Bay	1	4	4.0	4	0	3	6	2.0	3	0	0	10	23	2.3	10	0
12/07	at San Diego	2	9	4.5	7	0	1	1	1.0	1	0	0	10	23	2.3	10	0
12/14	Miami	11	62	5.6	14	0	6	5	0.8	3	1	0	10	23	2.3	10	0
12/21	at N.Y. Jets	6	5	0.8	4	1	6	38	6.3	15	0	0	10	23	2.3	10	0
12/28	Buffalo	0	0	0.0	0	0	2	3	1.5	1	0	0	10	23	2.3	10	0
Regular Season Totals		89	412	4.6	20	5	96	391	4.1	19	2	0	94	340	3.6	43	2
01/10	Baltimore	0	0	0.0	0	0	1	6	6.0	6	0	0	0	0	0.0	0	0
01/18	Indianapolis	4	4	1.0	2	0	1	2	2.0	2	0	0	0	0	0.0	0	0
02/01	Seattle	0	0	0.0	0	0	4	13	3.3	7	0	0	0	0	0.0	0	0
Postseason Totals		4	4	1.0	2	0	6	21	3.5	7	0	0	0	0	0.0	0	0
		LEGARRETTE BLOUNT					JULIAN EDELMAN					BRANDON BOLDEN					
Date	Opponent	No	Yds	Avg	Lg	TD	No	Yds	Avg	Lg	TD	No	Yds	Avg	Lg	TD	
09/07	at Miami	0	0	0.0	0	0	2	21	10.5	17	0	2	8	4.0	7	0	
09/14	at Minnesota	0	0	0.0	0	0	1	5	5.0	5	0	4	0	0.0	0	0	
09/21	Oakland	0	0	0.0	0	0	1	5	5.0	5	0	2	4	2.0	3	0	
09/29	at Kansas City	0	0	0.0	0	0	0	0	0.0	0	0	0	0	0.0	0	0	
10/05	Cincinnati	0	0	0.0	0	0	0	0	0.0	0	0	0	3	3.0	3	0	
10/12	at Buffalo	0	0	0.0	0	0	10	10	1.0	10	0	6	10	1.7	8	0	
10/16	N.Y. Jets	1	1	1.0	1	0	8	8	0.8	8	0	0	0	0.0	0	0	
10/26	Chicago	0	0	0.0	0	0	0	0	0.0	0	0	0	0	0.0	0	0	
11/02	Denver	0	0	0.0	0	0	0	0	0.0	0	0	0	0	0.0	0	0	
11/16	at Indianapolis	12	78	6.5	33	2	31	15.5	25	0	0	0	0	0.0	0	0	
11/23	Detroit	10	58	5.8	13	0	0	0	0.0	0	0	0	0	0.0	0	0	
11/30	at Green Bay	20	66	3.3	23	0	0	0	0.0	0	0	3	17	5.7	12	1	
12/07	at San Diego	8	17	2.1	5	1	1	4	4.0	4	0	0	0	0.0	0	0	
12/14	Miami	0	0	0.0	0	0	6	6	6.0	6	0	0	0	0.0	0	0	
12/21	at N.Y. Jets	10	62	6.2	34	0	0	0	0.0	0	0	0	32	6.4	17	0	
12/28	Buffalo	0	0	0.0	0	0	0	0	0.0	0	0	0	15	3.0	7	0	
Regular Season Totals		60	281	4.7	34	3	10	94	9.4	25	0	28	89	3.2	17	1	
01/10	Baltimore	3	1	0.3	2	0	0	0	0.0	0	0	0	0	0.0	0	0	
01/18	Indianapolis	30	148	4.9	22	3	1	12	12.0	12	0	0	0	0.0	0	0	
02/01	Seattle	14	40	2.9	9	0	1	7	7.0	7	0	0	0	0.0	0	0	
Postseason Totals		47	189	4.0	22	3	2	19	9.5	12	0	3	7	2.3	4	0	
		TOM BRADY					JAMES WHITE					BRANDON LAFELL					
Date	Opponent	No	Yds	Avg	Lg	TD	No	Yds	Avg	Lg	TD	No	Yds	Avg	Lg	TD	
09/07	at Miami	1	3	3.0	3	0	0	0	0.0	0	0	0	0	0.0	0	0	
09/14	at Minnesota	1	0	0.0	0	0	0	0	0.0	0	0	0	0	0.0	0	0	
09/21	Oakland	3	-7	-2.3	-2	0	0	0	0.0	0	0	0	0	0.0	0	0	
09/29	at Kansas City	0	0	0.0	0	0	3	21	7.0	11	0	0	0	0.0	0	0	
10/05	Cincinnati	4	13	3.3	6	0	0	0	0.0	0	0	0	0	0.0	0	0	
10/12	at Buffalo	4	3	0.8	4	0	0	0	0.0	0	0	0	0	0.0	0	0	
10/16	N.Y. Jets	0	0	0.0	0	0	0	0	0.0	0	0	0	0	0.0	0	0	
10/26	Chicago	2	0	0.0	0	0	6	17	2.8	4	0	0	0	0.0	0	0	
11/02	Denver	2	4	2.0	4	0	0	0	0.0	0	0	0	0	0.0	0	0	
11/16	at Indianapolis	2	-2	-1.0	-1	0	0	0	0.0	0	0	0	0	0.0	0	0	
11/23	Detroit	0	0	0.0	0	0	0	0	0.0	0	0	0	0	0.0	0	0	
11/30	at Green Bay	1	-1	-1.0	-1	0	0	0	0.0	0	0	0	0	0.0	0	0	
12/07	at San Diego	4	7	1.8	5	0	0	0	0.0	0	0	0	0	0.0	0	0	
12/14	Miami	3	18	6.0	17	0	0	0	0.0	0	0	0	0	0.0	0	0	
12/21	at N.Y. Jets	7	10	1.4	11	0	0	0	0.0	0	0	0	13	6.5	9	0	
12/28	Buffalo	2	9	4.5	7	0	0	0	0.0	0	0	0	0	0.0	0	0	
Regular Season Totals		36	57	1.6	17	0	9	38	4.2	11	0	2	13	6.5	9	0	
01/10	Baltimore	6	0	0.0	4	1	0	0	0.0	0	0	0	0	0.0	0	0	
01/18	Indianapolis	3	13	4.3	9	0	0	0	0.0	0	0	0	0	0.0	0	0	
02/01	Seattle	2	-3	-1.5	-1	0	0	0	0.0	0	0	0	0	0.0	0	0	
Postseason Totals		11	10	0.9	9	1	0	0	0.0	0	0	0	0	0.0	0	0	
		JIMMY GAROPPOLO					JAMES DEVLIN					TIM WRIGHT					
Date	Opponent	No	Yds	Avg	Lg	TD	No	Yds	Avg	Lg	TD	No	Yds	Avg	Lg	TD	
09/07	at Miami	0	0	0.0	0	0	0	0	0.0	0	0	0	0	0.0	0	0	
09/14	at Minnesota	0	0	0.0	0	0	0	0	0.0	0	0	0	0	0.0	0	0	
09/21	Oakland	0	0	0.0	0	0	0	0	0.0	0	0	0	0	0.0	0	0	
09/29	at Kansas City	0	0	0.0	0	0	0	0	0.0	0	0	0	0	0.0	0	0	
10/05	Cincinnati	3	-4	-1.3	-1	0	1	3	3.0	3	0	0	0	0.0	0	0	
10/12	at Buffalo	0	0	0.0	0	0	0	0	0.0	0	0	0	0	0.0	0	0	
10/16	N.Y. Jets	0	0	0.0	0	0	0	0	0.0	0	0	0	0	0.0	0	0	
10/26	Chicago	1	-1	-1.0	-1	0	0	0	0.0	0	0	1	-2	-2.0	-2	0	
11/02	Denver	0	0	0.0	0	0	0	0	0.0	0	0	0	0	0.0	0	0	
11/16	at Indianapolis	2	-2	-1.0	-1	0	0	0	0.0	0	0	0	0	0.0	0	0	
11/23	Detroit	0	0	0.0	0	0	0	0	0.0	0	0	0	0	0.0	0	0	
11/30	at Green Bay	0	0	0.0	0	0	0	0	0.0	0	0	0	0	0.0	0	0	
12/07	at San Diego	0	0	0.0	0	0	0	0	0.0	0	0	0	0	0.0	0	0	
12/14	Miami	0	0	0.0	0	0	0	0	0.0	0	0	0	0	0.0	0	0	
12/21	at N.Y. Jets	0	0	0.0	0	0	0	0	0.0	0	0	0	0	0.0	0	0	
12/28	Buffalo	4	16	4.0	9	0	0	0	0.0	0	0	0	0	0.0	0	0	
Regular Season Totals		10	9	0.9	9	0	3	5	1.7	5	0	1	-2	-2.0	-2	0	
01/10	Baltimore	0	0	0.0	0	0	0	0	0.0	0	0	0	0	0.0	0	0	
01/18	Indianapolis	0	0	0.0	0	0	0	0	0.0	0	0	0	0	0.0	0	0	
02/01	Seattle	0	0	0.0	0	0	0	0	0.0	0	0	0	0	0.0	0	0	
Postseason Totals		0	0	0.0	0	0	0	0	0.0	0	0	0	0	0.0	0	0	

# 2014 GAME-BY-GAME STATISTICS

## RECEIVING STATISTICS

		JULIAN EDELMAN					ROB GRONKOWSKI					BRANDON LAFELL				
Date	Opponent	No	Yds	Avg	Lg	TD	No	Yds	Avg	Lg	TD	No	Yds	Avg	Lg	TD
09/07	at Miami	6	95	15.8	44	0	4	40	10.0	18	1	0	0	0.0	0	0
09/14	at Minnesota	6	81	13.5	44	1	4	32	8.0	11	0	0	0	0.0	0	0
09/21	Oakland	10	84	8.4	15	0	3	44	14.7	22	1	4	46	11.5	15	0
09/29	at Kansas City	4	23	5.8	7	0	2	31	15.5	18	1	6	119	19.8	44	1
10/05	Cincinnati	5	35	7.0	14	0	6	100	16.7	27	1	1	20	20.0	20	0
10/12	at Buffalo	9	91	10.1	20	0	7	94	13.4	33	0	4	97	24.3	56	2
10/16	N.Y. Jets	4	44	11.0	16	0	5	68	13.6	24	0	4	55	13.8	24	0
10/26	Chicago	1	14	14.0	14	0	9	149	16.6	46	3	11	124	11.3	19	1
11/02	Denver	9	89	9.9	26	1	9	105	11.7	20	1	6	53	8.8	18	1
11/16	at Indianapolis	5	50	10.0	14	0	4	71	17.8	26	1	3	62	20.7	26	0
11/23	Detroit	11	89	8.1	16	0	5	78	15.6	24	0	9	98	10.9	16	0
11/30	at Green Bay	7	48	6.9	17	0	7	98	14.0	29	0	5	38	7.6	17	2
12/07	at San Diego	8	141	17.6	69	1	8	87	10.9	35	1	4	41	10.3	19	0
12/14	Miami	7	88	12.6	31	1	3	96	32.0	35	1	6	66	11.0	19	0
12/21	at N.Y. Jets	Inactive					6	31	5.2	10	1	7	64	9.1	14	0
12/28	Buffalo	Inactive					Inactive					4	70	17.5	27	0
Regular Season Totals		92	972	10.6	69	4	82	1124	13.7	46	12	74	953	12.9	56	7
01/10	Baltimore	8	74	9.3	13	0	7	108	15.4	46	1	5	62	12.4	23	1
01/18	Indianapolis	9	98	10.9	23	0	3	28	9.3	16	1	4	28	7.0	9	0
02/01	Seattle	9	109	12.1	23	1	6	68	11.3	22	1	4	29	7.3	11	1
Postseason Totals		26	281	10.8	23	1	16	204	12.8	46	3	13	119	9.2	23	2

		SHANE VEREEN					DANNY AMENDOLA					TIM WRIGHT				
Date	Opponent	No	Yds	Avg	Lg	TD	No	Yds	Avg	Lg	TD	No	Yds	Avg	Lg	TD
09/07	at Miami	5	35	7.0	12	0	3	16	5.3	8	0	3	15	5.0	8	0
09/14	at Minnesota	0	0	0.0	0	0	0	0	0.0	0	0	0	0	0.0	0	0
09/21	Oakland	4	17	4.3	12	0	0	0	0.0	0	0	1	20	20.0	20	0
09/29	at Kansas City	5	41	8.2	28	0	0	0	0.0	0	0	0	0	0.0	0	0
10/05	Cincinnati	3	18	6.0	14	0	1	7	7.0	7	0	5	85	17.0	30	1
10/12	at Buffalo	1	3	3.0	3	0	0	0	0.0	0	0	1	1	1.0	1	0
10/16	N.Y. Jets	5	71	14.2	49	2	1	19	19.0	19	1	0	0	0.0	0	0
10/26	Chicago	3	23	7.7	12	0	2	5	2.5	6	0	7	61	8.7	17	1
11/02	Denver	5	38	7.6	18	1	2	35	17.5	21	0	0	0	0.0	0	0
11/16	at Indianapolis	4	59	14.8	39	0	2	13	6.5	9	0	1	2	2.0	2	1
11/23	Detroit	8	48	6.0	17	0	0	0	0.0	0	0	5	36	7.2	16	2
11/30	at Green Bay	1	26	26.0	26	0	0	0	0.0	0	0	1	12	12.0	12	0
12/07	at San Diego	3	30	10.0	14	0	3	7	2.3	5	0	0	0	0.0	0	0
12/14	Miami	1	12	12.0	12	0	1	11	11.0	11	0	0	0	0.0	0	0
12/21	at N.Y. Jets	1	12	12.0	12	0	8	63	7.9	12	0	1	12	12.0	12	0
12/28	Buffalo	3	14	4.7	9	0	4	24	6.0	12	0	1	15	15.0	15	0
Regular Season Totals		52	447	8.6	49	3	27	200	7.4	21	1	26	259	10.0	30	6
01/10	Baltimore	4	39	9.8	14	0	5	81	16.2	51	2	0	0	0.0	0	0
01/18	Indianapolis	3	41	13.7	30	0	1	8	8.0	8	0	0	0	0.0	0	0
02/01	Seattle	11	64	5.8	16	0	5	48	9.6	16	1	0	0	0.0	0	0
Postseason Totals		18	144	8.0	30	0	11	137	12.5	51	3	0	0	0.0	0	0

		KENBRELL THOMPKINS					JAMES DEVLIN					BRIAN TYMS				
Date	Opponent	No	Yds	Avg	Lg	TD	No	Yds	Avg	Lg	TD	No	Yds	Avg	Lg	TD
09/07	at Miami	5	37	7.4	14	0	0	0	0.0	0	0	Did Not Play				
09/14	at Minnesota	Inactive					2	17	8.5	13	0	Did Not Play				
09/21	Oakland	1	16	16.0	16	0	0	0	0.0	0	0	Did Not Play				
09/29	at Kansas City	Inactive					0	0	0.0	0	0	Did Not Play				
10/05	Cincinnati	Released (10-4-14)					1	11	11.0	11	0	Did Not Play				
10/12	at Buffalo	1	2	2.0	2	0	1	2	2.0	2	0	1	43	43.0	43	1
10/16	N.Y. Jets	0	0	0.0	0	0	0	0	0.0	0	0	0	0	0.0	0	0
10/26	Chicago	0	0	0.0	0	0	0	0	0.0	0	0	0	0	0.0	0	0
11/02	Denver	2	13	6.5	10	0	0	0	0.0	0	0	0	0	0.0	0	0
11/16	at Indianapolis	0	0	0.0	0	0	0	0	0.0	0	0	0	0	0.0	0	0
11/23	Detroit	0	0	0.0	0	0	0	0	0.0	0	0	0	0	0.0	0	0
11/30	at Green Bay	0	0	0.0	0	0	0	0	0.0	0	0	0	0	0.0	0	0
12/07	at San Diego	0	0	0.0	0	0	0	0	0.0	0	0	0	0	0.0	0	0
12/14	Miami	0	0	0.0	0	0	0	0	0.0	0	0	0	0	0.0	0	0
12/21	at N.Y. Jets	0	0	0.0	0	0	0	0	0.0	0	0	0	0	0.0	0	0
12/28	Buffalo	0	0	0.0	0	0	0	0	0.0	0	0	4	39	9.8	18	0
Regular Season Totals		6	53	8.8	16	0	6	43	7.2	13	0	5	82	16.4	43	1
01/10	Baltimore	0	0	0.0	0	0	0	0	0.0	0	0	0	0	0.0	0	0
01/18	Indianapolis	1	1	1.0	1	0	1	1	1.0	1	0	Inactive				
02/01	Seattle	1	6	6.0	6	0	1	6	6.0	6	0	Inactive				
Postseason Totals							2	7	3.5	6	1	0	0	0.0	0	0

# 2014 GAME-BY-GAME STATISTICS

## RECEIVING STATISTICS

Date	Opponent	JAMES WHITE					STEVAN RIDLEY					LEGARRETTE BLOUNT				
		No	Yds	Avg	Lg	TD	No	Yds	Avg	Lg	TD	No	Yds	Avg	Lg	TD
09/07	at Miami			Inactive			2	7	3.5	4	0					
09/14	at Minnesota			Inactive			0	0	0.0	0	0					
09/21	Oakland			Inactive			1	7	7.0	7	0					
09/29	at Kansas City	3	15	5.0	11	0	0	0	0.0	0	0					
10/05	Cincinnati			Inactive			0	0	0.0	0	0					
10/12	at Buffalo			Inactive			1	6	6.0	6	0					
10/16	N.Y. Jets			Inactive			Placed on I.R. (10/16/14)									
10/26	Chicago	0	0	0.0	0	0										
11/02	Denver			Inactive												
11/16	at Indianapolis			Inactive								Signed (11/20/14)				
11/23	Detroit			Inactive								0	0	0.0	0	0
11/30	at Green Bay			Inactive								0	0	0.0	0	0
12/07	at San Diego			Inactive								2	11	5.5	11	0
12/14	Miami			Inactive								2	7	3.5	5	0
12/21	at N.Y. Jets			Inactive								Inactive				
12/28	Buffalo	2	8	4.0	5	0						0	0	0.0	0	0
<b>Regular Season Totals</b>		<b>5</b>	<b>23</b>	<b>4.6</b>	<b>11</b>	<b>0</b>	<b>4</b>	<b>20</b>	<b>5.0</b>	<b>7</b>	<b>0</b>	<b>4</b>	<b>18</b>	<b>4.5</b>	<b>11</b>	<b>0</b>
01/10	Baltimore			Inactive								0	0	0.0	0	0
01/18	Indianapolis			Inactive								0	0	0.0	0	0
02/01	Seattle			Inactive								0	0	0.0	0	0
<b>Postseason Totals</b>		<b>0</b>	<b>0</b>	<b>0.0</b>	<b>0</b>	<b>0</b>						<b>0</b>	<b>0</b>	<b>0.0</b>	<b>0</b>	<b>0</b>

Date	Opponent	M. HOOMANAWANUI					AARON DOBSON					BRANDON BOLDEN				
		No	Yds	Avg	Lg	TD	No	Yds	Avg	Lg	TD	No	Yds	Avg	Lg	TD
09/07	at Miami	0	0	0.0	0	0			Inactive			1	4	4.0	4	0
09/14	at Minnesota	1	6	6.0	6	0	1	13	13.0	13	0	0	0	0.0	0	0
09/21	Oakland	0	0	0.0	0	0			Inactive			0	0	0.0	0	0
09/29	at Kansas City	0	0	0.0	0	0			Inactive			0	0	0.0	0	0
10/05	Cincinnati	0	0	0.0	0	0	1	16	16.0	16	0	0	0	0.0	0	0
10/12	at Buffalo	1	15	15.0	15	0	1	9	9.0	9	0	0	0	0.0	0	0
10/16	N.Y. Jets	0	0	0.0	0	0			Inactive			1	4	4.0	4	0
10/26	Chicago	0	0	0.0	0	0			Inactive			0	0	0.0	0	0
11/02	Denver	0	0	0.0	0	0			Inactive			0	0	0.0	0	0
11/16	at Indianapolis	0	0	0.0	0	0			Inactive			0	0	0.0	0	0
11/23	Detroit	0	0	0.0	0	0	0	0	0.0	0	0	0	0	0.0	0	0
11/30	at Green Bay	1	23	23.0	23	0	0	0	0.0	0	0	0	0	0.0	0	0
12/07	at San Diego	0	0	0.0	0	0	0	0	0.0	0	0	0	0	0.0	0	0
12/14	Miami	0	0	0.0	0	0	Placed on I.R. (12/6/14)					0	0	0.0	0	0
12/21	at N.Y. Jets	0	0	0.0	0	0						0	0	0.0	0	0
12/28	Buffalo	0	0	0.0	0	0						0	0	0.0	0	0
<b>Regular Season Totals</b>		<b>3</b>	<b>44</b>	<b>14.7</b>	<b>23</b>	<b>0</b>	<b>3</b>	<b>38</b>	<b>12.7</b>	<b>16</b>	<b>0</b>	<b>2</b>	<b>8</b>	<b>4.0</b>	<b>4</b>	<b>0</b>
01/10	Baltimore	4	43	10.8	16	0						1	11	11.0	11	0
01/18	Indianapolis	1	6	6.0	6	0						0	0	0.0	0	0
02/01	Seattle	1	4	4.0	4	0						0	0	0.0	0	0
<b>Postseason Totals</b>		<b>6</b>	<b>53</b>	<b>8.8</b>	<b>16</b>	<b>0</b>						<b>1</b>	<b>11</b>	<b>11.0</b>	<b>11</b>	<b>0</b>

Date	Opponent	JONAS GRAY				
		No	Yds	Avg	Lg	TD
09/07	at Miami					
09/14	at Minnesota					
09/21	Oakland					
09/29	at Kansas City					
10/05	Cincinnati					
10/12	at Buffalo	Signed to 53-man roster from PS (10/16/14)				
10/16	N.Y. Jets	0	0	0.0	0	0
10/26	Chicago	0	0	0.0	0	0
11/02	Denver	0	0	0.0	0	0
11/16	at Indianapolis	0	0	0.0	0	0
11/23	Detroit	Did Not Play				
11/30	at Green Bay	0	0	0.0	0	0
12/07	at San Diego	0	0	0.0	0	0
12/14	Miami	1	7	7.0	7	0
12/21	at N.Y. Jets	0	0	0.0	0	0
12/28	Buffalo			Inactive		
<b>Regular Season Totals</b>		<b>1</b>	<b>7</b>	<b>7.0</b>	<b>7</b>	<b>0</b>
01/10	Baltimore			Inactive		
01/18	Indianapolis	0	0	0.0	0	0
02/01	Seattle			Inactive		
<b>Postseason Totals</b>		<b>0</b>	<b>0</b>	<b>0.0</b>	<b>0</b>	<b>0</b>

# 2014 GAME-BY-GAME STATISTICS

## DEFENSIVE STATISTICS

Tabulated from Coaching Grades

KYLE ARRINGTON														AKEEM AYERS														ALAN BRANCH																					
Date	Opponent	TT	UT	A	S	Yds	QH	Int	Yds	PD	FF	FR	Sp	TT	UT	A	S	Yds	QH	Int	Yds	PD	FF	FR	Sp	TT	UT	A	S	Yds	QH	Int	Yds	PD	FF	FR	Sp												
09/07	at Miami	1	1	0																																													
09/14	at Minnesota	3	3	0	1.0	0.0							1																																				
09/21	Oakland	0	0	0									1																																				
09/29	at Kansas City	2	2	0																																													
10/05	Cincinnati	6	5	1									1																																				
10/12	at Buffalo	3	2	1																																													
10/16	N.Y. Jets	0	0	0																																													
10/26	Chicago	0	0	0																																													
11/02	Denver	2	1	1					1																1																								
11/16	at Indianapolis	3	2	1					1				1																																				
11/23	Detroit	4	3	1																																													
11/30	at Green Bay	5	5	0					1				1																																				
12/07	at San Diego	3	3	0																																													
12/14	Miami	1	1	0																																													
12/21	at N.Y. Jets																																																
12/28	Buffalo																																																
Inactive Did Not Play																																																	
Regular Season Totals														33	28	5	1.0	0	0	0	4	2	0	7		15	12	3	4.0	3.0	5	1	0	1	0	0	3	14	6	8	0.0	0	2	0	0	1	0	0	0
01/10	Baltimore	6	4	2									1																																				
01/18	Indianapolis	0	0	0																																													
02/01	Seattle	2	2	0									1																																				
Postseason Totals														8	6	2	0.0	0	0	0	0	0	0	2		0	0	0	0.0	0	1	0	0	0	0	0	2	7	6	1	0.0	0	0	0	0	0	0	0	

BRANDON BROWNER														MICHAEL BUCHANAN														MALCOLM BUTLER																			
Date	Opponent	TT	UT	A	S	Yds	QH	Int	Yds	PD	FF	FR	Sp	TT	UT	A	S	Yds	QH	Int	Yds	PD	FF	FR	Sp	TT	UT	A	S	Yds	QH	Int	Yds	PD	FF	FR	Sp										
09/07	at Miami																																														
09/14	at Minnesota																																														
09/21	Oakland																																														
09/29	at Kansas City																																														
10/05	Cincinnati																																														
10/12	at Buffalo																																														
10/16	N.Y. Jets	0	0	0																																											
10/26	Chicago	3	3	0					1																																						
11/02	Denver	2	1	1					1	30	1																																				
11/16	at Indianapolis	3	2	1																																											
11/23	Detroit	3	3	0						2																																					
11/30	at Green Bay	2	2	0					1																																						
12/07	at San Diego	4	3	1																																											
12/14	Miami	5	5	0																																											
12/21	at N.Y. Jets	4	3	1					2	1																																					
12/28	Buffalo																																														
Inactive																																															
Regular Season Totals														26	22	4	0.0	0	1	32	6	0	0	0		1	0	1	0.0	0	0	0	0	0	0	1	14	13	1	0.0	0	0	0	4	0	0	1
01/10	Baltimore	3	2	1																																											
01/18	Indianapolis	1	1	0																																											
02/01	Seattle	3	3	0						1																																					
Postseason Totals														7	6	1	0.0	0	0	0	1	0	0	0		0	0	0	0.0	0	0	0	0	0	0	0	4	4	0	0.0	0	1	3	3	0	0	0

JONATHAN CASILLAS														PATRICK CHUNG														JAMIE COLLINS																					
Date	Opponent	TT	UT	A	S	Yds	QH	Int	Yds	PD	FF	FR	Sp	TT	UT	A	S	Yds	QH	Int	Yds	PD	FF	FR	Sp	TT	UT	A	S	Yds	QH	Int	Yds	PD	FF	FR	Sp												
09/07	at Miami													8	4	4											8	6	2						1	1													
09/14	at Minnesota													3	2	1																																	
09/21	Oakland													2	1	1											4	2	2																				
09/29	at Kansas City													2	2	0											7	7	0																				
10/05	Cincinnati													6	4	2											3	3	0																				
10/12	at Buffalo													9	5	4											4	2	2						1	0	1												
10/16	N.Y. Jets													8	4	4			1								13	7	6																				
10/26	Chicago													6	3	3											10	7	3																				
11/02	Denver													8	6	2											10	9	1																				
11/16	at Indianapolis								1					2	1	1											8	3	5																				
11/23	Detroit													6	4	2											2	1	1																				
11/30	at Green Bay													1	1	0											13	7	6	1.0	6.0																		
12/07	at San Diego													1	1	0											9	8	1	2.0	18.0																		
12/14	Miami													10	5	5											5	4	1																				
12/21	at N.Y. Jets													5	3	2											8	5	3						1	0	1												
12/28	Buffalo													2	1	1											5	3	2	1.0	6.0																		
Regular Season Totals														21	18	3	0.0	0	1	0	0	0	1	0	5		89	54	35	0.0	0	1	1	10	7	0	0	109	74	35	4.0	30.0	7	2	0	3	4	2	1
01/10	Baltimore																																																
01/18	Indianapolis																																																

# 2014 GAME-BY-GAME STATISTICS

## DEFENSIVE STATISTICS

Tabulated from Coaching Grades

ALFONZO DENNARD														DOMINIQUE EASLEY														NATE EBNER													
Date	Opponent	TT	UT	A	S	Yds	QH	Int	Yds	PD	FF	FR	SpT	TT	UT	A	S	Yds	QH	Int	Yds	PD	FF	FR	SpT	TT	UT	A	S	Yds	QH	Int	Yds	PD	FF	FR	SpT				
09/07	at Miami	2	2	0				1	0	1				1	1	0										0	0	0										2			
09/14	at Minnesota							Inactive						0	0	0			1	0	1					0	0	0									2				
09/21	Oakland							Inactive						0	0	0										2	2	0									1				
09/29	at Kansas City							Inactive						2	2	0										0	0	0									2				
10/05	Cincinnati	3	2	1										1	0	1																									
10/12	at Buffalo	5	5	0															Inactive																						
10/16	N.Y. Jets	5	4	1										0	0	0																									
10/26	Chicago							Inactive						3	1	2	1.0	4.0	1																						
11/02	Denver							Inactive						1	1	0																									
11/16	at Indianapolis							Inactive						1	1	0			1							0	0	0													
11/23	Detroit	0	0	0															Inactive							0	0	0													
11/30	at Green Bay	0	0	0										0	0	0										0	0	0									1				
12/07	at San Diego							Inactive						0	0	0			1							1	1	0													
12/14	Miami							Inactive											Inactive							0	0	0									1				
12/21	at N.Y. Jets							Inactive						Placed on Injured Reserve (12/17/14)												0	0	0													
12/28	Buffalo	Placed on Injured Reserve (12/27/14)																																0	0	0					
Regular Season Totals		15	13	2	0.0	0.0	0	1	0	1	0	0	0	9	6	3	1.0	4.0	3	1	0	1	0	0	0	4	4	0	0.0	0	0	0	0	0	0	0	11				
01/10	Baltimore																									0	0	0													
01/18	Indianapolis																									0	0	0													
02/01	Seattle																									0	0	0													
Postseason Totals		0	0	0	0.0	0.0	0	0	0	0	0	0	0	0	0	0	0.0	0.0	0	0	0	0	0	0	0	0	0	0	0.0	0	0	0	0	0	0	0	0				

DARIUS FLEMING														DURON HARMON														DONT'A HIGHTOWER													
Date	Opponent	TT	UT	A	S	Yds	QH	Int	Yds	PD	FF	FR	SpT	TT	UT	A	S	Yds	QH	Int	Yds	PD	FF	FR	SpT	TT	UT	A	S	Yds	QH	Int	Yds	PD	FF	FR	SpT				
09/07	at Miami							Inactive						1	0	1										2	1	1													
09/14	at Minnesota	Released (9/13/14); Signed to Practice Squad (9/16/14)												1	0	1										8	8	0	20	2			1								
09/21	Oakland													0	0	0										8	6	2													
09/29	at Kansas City													2	2	0										4	4	0													
10/05	Cincinnati													0	0	0																									
10/12	at Buffalo													3	2	1																									
10/16	N.Y. Jets													1	1	0										13	9	4	1.0	1.0	1										
10/26	Chicago													1	1	0										8	6	2	0.5	3.0											
11/02	Denver													0	0	0										6	6	0													
11/16	at Indianapolis													0	0	0										5	5	0			2			1							
11/23	Detroit	Signed to the 53-man roster from the practice squad (11/29/14)												0	0	0										9	7	2			1										
11/30	at Green Bay	0	0	0										0	0	0										10	4	6	1.0	9.0	1										
12/07	at San Diego	0	0	0										1	1	0																									
12/14	Miami	0	0	0										0	0	0				1	60	1				8	4	4	0.5	5.5	2				1						
12/21	at N.Y. Jets	0	0	0										1	1	0										11	9	2	1.0	10.0	1										
12/28	Buffalo	5	4	1										1	0	1																									
Regular Season Totals		5	4	1	0.0	0.0	0	0	0	0	0	0	0	12	8	4	0.0	0	1	60	1	0	1	1		92	69	23	6.0	50.5	12	0	0	2	1	0	0				
01/10	Baltimore													1	1	0				1	0	1				8	4	4													
01/18	Indianapolis													0	0	0										3	3	0													
02/01	Seattle													0	0	0										5	3	2													
Postseason Totals		0	0	0	0.0	0.0	0	0	0	0	0	0	2	1	1	0	0.0	0	1	0	1	0	0	0		16	10	6	0.0	0	0	0	0	0	0	0					

CHANDLER JONES														CHRIS JONES														JEROD MAYO													
Date	Opponent	TT	UT	A	S	Yds	QH	Int	Yds	PD	FF	FR	SpT	TT	UT	A	S	Yds	QH	Int	Yds	PD	FF	FR	SpT	TT	UT	A	S	Yds	QH	Int	Yds	PD	FF	FR	SpT				
09/07	at Miami	6	2	4															Inactive							9	8	1	10	9.0						1					
09/14	at Minnesota	8	6	2	2.0	7.0	3							1	0	1										8	5	3			1										
09/21	Oakland	2	1	1						2				5	2	3										12	5	7													
09/29	at Kansas City	3	2	1	0.5	4.0	1							2	1	1	0.5	4.0	1							10	10	0													
10/05	Cincinnati	0	0	0										3	1	2	1.0	8.0	1							8	7	1													
10/12	at Buffalo	5	4	1	1.0	2.0	1				1			3	2	1																									
10/16	N.Y. Jets	4	3	1	1.0	15.0	1							2	2	0			2																						
10/26	Chicago							Inactive						1	0	1																									
11/02	Denver							Inactive						0	0	0																									
11/16	at Indianapolis							Inactive						0	0	0																									
11/23	Detroit							Inactive						1	1	0																									
11/30	at Green Bay							Inactive						2	2	0	1.0	5.0	2																						
12/07	at San Diego							Inactive						3	2	1	0.5	0.5	1																						
12/14	Miami	7	4	3	1.5	21.5	2					1		1	1	0																									
12/21	at N.Y. Jets	3	2	1			2							1	1	0																									
12/28	Buffalo	5	3	2										2	2	0																									
Regular Season Totals		43	27	16	6.0	49.5	10	0	0	2	2	1	0	27	17	10	3.0	17.5	7	0	0	0	0	0		52	40	12	1.0	9.0	2	0	0	0	1	0					
01/10	Baltimore	4	3	1			2							2	1	1																									
01/18	Indianapolis	1	1	0			2												Inactive																						
02/01	Seattle	3	3	0	1.0	3.0	1							0	0	0																									
Postseason Totals		8	7	1	1.0	3.0	5	0	0	0	0	0	0	2	1	1	0.0	0	0	0	0	0	0	0		0	0	0	0.0	0	0	0	0	0	0	0					



## DEFENSIVE STATISTICS

DEVIN MCCOURTY													ZACH MOORE													ROB NINKOVICH																
Date	Opponent	TT	UT	A	S	Yds	QH	Int	Yds	PD	FF	FR	Spt	TT	UT	A	S	Yds	QH	Int	Yds	PD	FF	FR	Spt	TT	UT	A	S	Yds	QH	Int	Yds	PD	FF	FR	Spt					
09/07	at Miami	7	4	3									1	0	0	0										3	3	0										1				
09/14	at Minnesota	1	0	1				1	60	1										Inactive						3	3	0	1	0	10	0	2									
09/21	Oakland	3	3	0																Inactive						4	2	2					1									
09/29	at Kansas City	5	4	1						1										Inactive						2	2	0														
10/05	Cincinnati	1	0	1									1							Inactive						3	2	1														
10/12	at Buffalo	6	5	1						1				0	0	0									6	4	2	3	0	19	0		4									
10/16	N.Y. Jets	3	3	0										1	0	1									4	4	0															
10/26	Chicago	3	2	1										2	0	2	0.5	2.5						1	1	1	0										1					
11/02	Denver	3	2	1																Inactive						4	3	1				1	1	1	1							
11/16	at Indianapolis	3	3	0				1	10	1				0	0	0									4	3	1	1	0	0	0											
11/23	Detroit	7	6	1										1	0	1									3	2	1	1	0	9	0		2									
11/30	at Green Bay	9	8	1						0	0	0													5	5	0															
12/07	at San Diego	4	4	0						1										Did Not Play					5	5	0	1	0	7	0		1									
12/14	Miami	5	3	2						1										Inactive					3	3	0	1	0	9	0		3				1					
12/21	at N.Y. Jets	8	5	3																Did Not Play					3	2	1															
12/28	Buffalo	4	2	1										0	0	0									3	1	2															
Regular Season Totals		72	54	18	0	0	0	0	0	2	70	6	1	0	2	1		4	0	4	0.52	5	0	0	0	1	1	0	56	45	18	0	54	0	16	1	1	1	2	0	1	1
01/10	Baltimore	3	2	1					1	0	2									Inactive						6	2	4						1								
01/18	Indianapolis	1	1	0							2									Inactive						3	3	0						2				2				
02/01	Seattle	5	4	1																Inactive						6																

		DARRELLE REVIS										LOGAN RYAN										SEALVER SILIGA															
Date	Opponent	TT	UT	A	S	Yds	QH	Int	Yds	PD	FF	FR	Spt	TT	UT	A	S	Yds	QH	Int	Yds	PD	FF	FR	Spt	TT	UT	A	S	Yds	QH	Int	Yds	PD	FF	FR	Spt
09/07	at Miami	2	1	1						2			1	1	1	0										5	4	1									
09/14	at Minnesota	4	3	1				1	0	1				2	2	0				1	0	2			1	3	0	3									
09/21	Oakland	3	2	1										4	3	1							1		0	0	0										
09/29	at Kansas City	5	4	1										2	2	0										Placed on Injured Reserve DFR (9/27/14)											
10/05	Cincinnati	5	4	1						1				1	1	0									3												
10/12	at Buffalo	4	4	0										0	0	0																					
10/16	N.Y. Jets	2	1	1						1				4	2	2																					
10/26	Chicago	4	4	0					1	0	2			4	3	1																					
11/02	Denver	5	5	0							1			0	0	0								1													
11/16	at Indianapolis	3	2	1						2				3	2	1																					
11/23	Detroit	2	2	0						4				1	0	1				1	0	1															
11/30	at Green Bay	1	1	0						1				3	2	1										Activated from Injured Reserve DFR (12/6/14)											
12/07	at San Diego	3	3	0										0	0	0								1													
12/14	Miami	2	2	0										2	2	0																					
12/21	at N.Y. Jets	4	3	1										4	2	2								1													
12/28	Buffalo	0	0	0										5	2	3																					
Regular Season Totals		49	41	8	0.0	0.0	0	2	4	0	14	1	1	0	36	24	12	0.0	0.0	0	2	0	6	0	8	27	15	12	5	1.5	4	0	0	0	0	0	
01/10	Baltimore	1	1	0										1	1	0							1			5	0	5									
01/18	Indianapolis	1	1	0					1	30	2			2	2	0																					
02/01	Seattle	1	1	0	1.0	2.0	1							1	1	0																					

[illegible]

# 2014 GAME-BY-GAME STATISTICS

## DEFENSIVE STATISTICS

Tabulated from Coaching Grades

CHRIS WHITE

VINCE WILFORK

TAVON WILSON

Date	Opponent	CHRIS WHEELER												TIMO WHEELER												TAYLOR WHEELER											
		TT	UT	A	S	Yds	QH	Int	Yds	PD	FF	FR	SpT	TT	UT	A	S	Yds	QH	Int	Yds	PD	FF	FR	SpT	TT	UT	A	S	Yds	QH	Int	Yds	PD	FF	FR	SpT
09/07	at Miami	0	0	0									1	3	3	0									3	3	0										1
09/14	at Minnesota	0	0	0										2	0	2									0	0	0									1	
09/21	Oakland	0	0	0										3	2	1			1	1	1				1	1	0									1	
09/29	at Kansas City	0	0	0										5	5	0									1	1	0										
10/05	Cincinnati	0	0	0									3	1	0	1									0	0	0									1	
10/12	at Buffalo	0	0	0									2	0	0	0									1	1	0										
10/16	N.Y. Jets	0	0	0										5	3	2									2	2	0									2	
10/26	Chicago	0	0	0									1	1	0	1								3	2	1											
11/02	Denver	0	0	0									1	2	1	1								0	0	0											
11/16	at Indianapolis	0	0	0									1	3	1	2								0	0	0											
11/23	Detroit	0	0	0										5	2	3								0	0	0											
11/30	at Green Bay							Inactive						2	1	1			1				0	0	0												
12/07	at San Diego							Inactive						1	1	0							2	2	0												
12/14	Miami							Inactive						5	5	0							0	0	0												
12/21	at N.Y. Jets	0	0	0										8	3	5								2	2	0											
12/28	Buffalo	0	0	0										1	0	1								5	3	2											
Regular Season Totals		0	0	0	0.0	0.0	0	0	0	0	0	0	9	47	27	20	0.0	0	1	1	1	2	0	0	0	20	17	3	0.0	0	1	0	0	2	0	0	6
01/10	Baltimore	0	0	0									2	4	2	2								1	0	1											
01/18	Indianapolis	0	0	0									2	0	0	0								1	1	0											
02/01	Seattle	0	0	0										2	2	0								0	0	0											
Postseason Totals		0	0	0	0.0	0.0	0	0	0	0	0	0	4	6	4	2	0.0	0	0	0	0	0	0	0	2	1	1	0.0	0	0	0	0	0	0	0	0	

### MISC. OFFENSIVE STATS:

	Tkl	Ast	FF	FR
Tom Brady	1	0	0	0
Jordan Devey	1	0	0	0
Dan Connolly	0	1	0	0
Julian Edelman	4	0	0	0
Brandon LaFell	1	0	0	0
Nate Solder	1	0	0	0
Bryan Stork	0	1	0	0
Brian Tyms	1	0	0	0
Shane Vereen	1	0	0	0
Totals	10	2	0	0

# 2014 GAME-BY-GAME STATISTICS

## ADDITIONAL SPECIAL TEAMS TACKLES

Date	Opp.	B. Bolden TT-UT-A	S. Gostkowski TT-UT-A	J. Gray TT-UT-A	D. Jones TT-UT-A	B. LaFell TT-UT-A	M. Slater TT-UT-A	B. Tynes TT-UT-A
09/07 at MIA	0-0-0	0-0-0	0-0-0	0-0-0	2-2-0	0-0-0	0-0-0	Did Not Play
09/14 at MIN	0-0-0	0-0-0	0-0-0	1-1-0	1-1-0	0-0-0	0-0-0	Did Not Play
09/21 OAK	0-0-0	0-0-0	0-0-0	Inactive	0-0-0	3-2-1	0-0-0	Did Not Play
09/29 at KC	0-0-0	0-0-0	0-0-0	0-0-0	0-0-0	3-2-1	0-0-0	Did Not Play
10/05 CIN	2-2-0	0-0-0	0-0-0	1-1-0	0-0-0	2-2-0	0-0-0	Did Not Play
10/12 at BUF	0-0-0	0-0-0	0-0-0	0-0-0	0-0-0	0-0-0	0-0-0	0-0-0
10/16 NYJ	0-0-0	1-0-1	0-0-0	0-0-0	0-0-0	0-0-0	0-0-0	0-0-0
10/26 CHI	2-1-1	0-0-0	0-0-0	0-0-0	1-1-0	0-0-0	1-0-1	0-0-0
11/02 DEN	2-1-0	0-0-0	0-0-0	0-0-0	0-0-0	0-0-0	0-0-0	0-0-0
11/16 at IND	0-0-0	0-0-0	0-0-0	0-0-0	Inactive	0-0-0	0-0-0	0-0-0
11/23 DET	0-0-0	0-0-0	0-0-0	0-0-0	1-0-1	0-0-0	1-1-0	0-0-0
11/30 at GB	0-0-0	0-0-0	0-0-0	0-0-0	0-0-0	1-1-0	1-1-0	0-0-0
12/07 at SD	0-0-0	0-0-0	0-0-0	0-0-0	0-0-0	1-1-0	1-1-0	0-0-0
12/14 MIA	0-0-0	0-0-0	0-0-0	1-1-0	0-0-0	0-0-0	0-0-0	0-0-0
12/21 at NYJ	0-0-0	0-0-0	0-0-0	0-0-0	0-0-0	1-1-0	0-0-0	0-0-0
12/28 BUF	1-1-0	1-1-0	0-0-0	Inactive	0-0-0	1-1-0	0-0-0	0-0-0
2014 Totals	6-5-1	2-1-1	1-1-0	8-7-1	1-1-0	14-11-3	1-1-0	0-0-0
01/10 BAL	1-1-0	0-0-0	Inactive	0-0-0	0-0-0	0-0-0	0-0-0	0-0-0
01/18 IND	0-0-0	0-0-0	0-0-0	0-0-0	0-0-0	0-0-0	0-0-0	0-0-0
02/01 SEA	0-0-0	0-0-0	Inactive	0-0-0	0-0-0	1-1-0	Inactive	0-0-0
2014 Postseason	1-1-0	0-0-0	0-0-0	0-0-0	0-0-0	1-1-0	0-0-0	0-0-0

## 2014 KICKING TOTALS

2014 KICKING TOTALS STEPHEN GOSTKOWSKI										2014 PUNTING TOTALS RYAN ALLEN									
Date	Opponent	XP-XPA	XP Pct.	FG-FGA	Bk	FG Pct.	Pts.	No.	Yds	Avg	Net	TB	In 20	Lg	B				
09/07	at Miami	2-2	100%	2-2	0	100%	8	5	241	48.2	36.2	0	2	63	1				
09/14	at Minnesota	3-3	100%	3-3	0	100%	12	5	211	42.2	40.0	0	4	59	0				
09/21	at Oakland	1-1	100%	3-3	0	100%	10	5	240	48.0	40.8	0	2	58	0				
09/29	at Kansas City	2-2	100%	0-0	0	N/A	2	6	293	48.8	45.0	1	2	59	0				
10/05	Cincinnati	4-4	100%	5-5	0	100%	19	3	121	40.3	40.3	0	0	46	0				
10/12	at Buffalo	4-4	100%	3-4	0	75%	13	4	186	46.5	39.4	1	0	54	0				
10/16	at N.Y. Jets	3-3	100%	2-2	0	100%	9	5	232	46.4	44.8	0	2	55	0				
10/26	Chicago	6-6	100%	3-3	0	100%	15	1	46	46.0	36.0	0	0	46	0				
11/02	Denver	4-4	100%	3-3	0	100%	13	5	223	44.6	34.8	2	1	67	0				
11/16	at Indianapolis	6-6	100%	0-0	0	N/A	6	1	59	59.0	39.0	1	0	59	0				
11/23	Detroit	4-4	100%	2-2	0	100%	10	5	238	47.6	46.6	0	1	66	0				
11/30	at Green Bay	3-3	100%	0-1	0	0%	3	4	144	36.0	36.0	0	2	37	0				
12/07	at San Diego	2-2	100%	3-3	0	100%	11	5	247	49.4	44.0	1	4	60	0				
12/14	at Miami	5-5	100%	2-2	0	100%	11	5	142	47.3	48.0	0	2	58	0				
12/21	at N.Y. Jets	2-2	100%	1-1	0	100%	5	5	263	52.6	45.6	0	2	58	0				
12/28	Buffalo	0-0	N/A	3-3	0	100%	9	4	174	43.5	38.0	0	1	51	0				
Regular Season Totals		51-51	100%	35-37	0	94.6%	156	66	3060	46.4	39.9	6	25	67	1				
01/10	Baltimore	5-5	100%	0-0	0	N/A	5	5	189	37.8	32.8	0	1	49	0				
01/18	Indianapolis	6-6	100%	1-1	0	100%	9	3	108	36.0	32.7	0	1	46	0				
02/01	Seattle	4-4	100%	0-0	0	N/A	4	4	196	49.0	42.5	1	1	64	0				
Postseason Totals		15-15	100%	1-1	0	100.0%	18	12	493	41.1	36.0	1	3	64	0				

## KICK RETURN

## PUNT RETURNS

DANNY AMENDOLA							PATRICK CHUNG							JULIAN EDELMAN							DANNY AMENDOLA						
Date	Opp.	KR	Yds	Avg	LG	TD	KR	Yds	Avg	LG	TD	PR	FC	Yds	Avg	LG	TD	PR	FC	Yds	Avg	LG	TD				
09/07 at MIA		0	0	0.0	0	0	2	50	25.0	30	0	2	4	15	7.5	13	0	0	0	0	0.0	0	0				
09/14 at MIN		0	0	0.0	0	0	0	0	0.0	0	0	4	1	66	16.5	34	0	0	0	0	0.0	0	0				
09/21 OAK		0	0	0.0	0	0	1	2	7.0	7	0	0	0	2	1	7.0	7	0	0	0	0.0	0	0				
09/29 at KC		0	0	0.0	0	0	2	45	22.5	26	0	2	1	10	5.0	10	0	0	0	0	0.0	0	0				
10/05 CIN		0	0	0.0	0	0	1	16	16.0	16	0	3	0	12	4.0	6	0	0	0	0	0.0	0	0				
10/12 at BUF		0	0	0.0	0	0	2	29	14.5	21	0	3	1	12	4.0	7	0	0	0	0	0.0	0	0				
10/16 NYJ		4	105	26.3	31	0	0	0	0.0	0	0	1	0	3	3.0	3	0	0	0	0	0.0	0	0				
10/26 CHI		0	0	0.0	0	0	0	0	0.0	0	0	1	0	42	42.0	42	0	2	0	15	7.5	11	0				
11/02 DEN		1	22	22.0	22	0	0	0	0.0	0	0	0	0	84	84.0	84	1	0	2	0	0.0	0	0				
11/16 at IND		1	21	21.0	21	0	0	0	0.0	0	0	0	0	0	0.0	0	0	3	0	6	2.0	6	0				
11/23 DET		1	81	81.0	81	0	0	0	0.0	0	0	2	0	11	5.5	6	0	2	0	3	3.0	3	0				
11/30 at GB		4	76	19.0	28	0	0	0	0.0	0	0	0	0	0	0.0	0	0	1	0	3	3.0	3	0				
12/07 at SD		2	43	21.5	22	0	0	0	0.0	0	0	3	0	20	6.7	16	0	1	2	0	0.0	0	0				
12/14 MIA		2	43	21.5	24	0	0	0	0.0	0	0	2	1	17	8.5	12	0	1	0	13	13.0	13	0				
12/21 at NYJ		5	91	18.2	23	0	0	0	0.0	0	0	3	0	0	0	0	0	3	0	63	21.0	39	0				
12/28 BUF		0	0	0.0	0	0	0	0	0.0	0	0	3	1	28	9.3	26	0	0	0	0	0.0	0	0				
2014 Totals		20	482	24.1	81	0	7	140	20.0	30	0	25	6	299	12.0	84	1	16	5	132	8.3	39	0				
01/10 BAL		5	125	25.0	28	0	0	0	0.0	0	0	3	0	45	15.0	19	0	0	0	0	0.0	0	0				
01/18 IND		2	44	22.0	30	0	0	0	0.0	0	0	3	0	71	23.7	45	0	0	2	0	0.0	0	0				
02/01 SEA		2	44	22.0	23	0	0	0	0.0	0	0	3	2	27	9.0	15	0	0	0	0	0.0	0	0				
2014 Postseason		9	213	23.7	30	0	0	0	0.0	0	0	9	2	143	15.9	45	0	0	2	0	0.0	0	0				

### Miscellaneous Special Teams Stats:

**Kyle Arrington:** 1 fumble recovery returned 9 yards for TD vs. CIN (10/5/14). 1 fumble recovery returned 62 yards for TD vs. MIA (12/14/14);  
**Brandon Bolden:** 1 forced fumble vs. CIN (10/5/14); 1 blocked punt at SD (12/7/14); **Jamie Collins:** 1 blocked field goal vs. MIA (12/14/14); **Darius Fleming:** 1 fumble recovery vs. Indianapolis (1/18/15); **Chandler Jones:** 1 blocked field & return for TD at MIN (9/14/14); **Chris Jones:** 1 blocked field goal vs. N.Y. Jets (10/16/14); **Brandon LaFell:** 1 kickoff return for 0 yards vs. MIA (12/14/14); **Vince Wilfork:** 1 blocked field goal at NYJ (12/21/14).

### Miscellaneous Kickoff Returns:

M. Slater - 2 returns for 44 YDS; D. McCourty - 1 Return for 27 YDS.

# 2014 HONORS AND AWARDS

## P Ryan Allen

- AFC Special Teams Player of the Week  
(Week 14 at San Diego)

## QB Tom Brady

- Super Bowl MVP
- Pro Bowl
- PFWA All-AFC Team
- AFC Offensive Player of the Month (October)

## LB Jamie Collins

- MMQB All-Pro Team

## WR Julian Edelman

- Pro Bowl
- AFC Special Teams Player of the Week  
(Week 9 vs. Denver)

## K Stephen Gostkowski

- Associated Press All Pro: Second Team
- Pro Bowl

## RB Jonas Gray

- AFC Offensive Player of the Week  
(Week 11 at Indianapolis)

## TE Rob Gronkowski

- Associated Press All Pro: First Team
- PFWA All-NFL Team
- MMQB All-Pro Team

- *Sporting News* All-Pro Team
- Pro Bowl
- Associated Press Comeback Player of the Year
- PFWA Comeback Player of the Year
- *Sporting News* Comeback Player of the Year

## DE Chandler Jones

- AFC Defensive Player of the Week  
(Week 2 at Minnesota)

## DL Chris Jones

- AFC Special Teams Player of the Week  
(Week 7 vs. N.Y. Jets)

## DB Devin McCourty

- Pro Bowl
- PFWA All-AFC Team

## CB Darrelle Revis

- Associated Press All Pro: First Team
- PFWA All-NFL Team
- *Sporting News* All-Pro Team
- Pro Bowl

## WR Matthew Slater

- PFWA All-NFL Team
- Pro Bowl

## OL Sebastian Vollmer

- MMQB All-Pro Team

## 2015 PRO BOWL

Seven members of the New England Patriots were selected to the NFL Pro Bowl squad. Quarterback Tom Brady, WR Julian Edelman, K Stephen Gostkowski, TE Rob Gronkowski, DB Devin McCourty, CB Darrelle Revis and WR Matthew Slater (special teams) were selected to represent the New England Patriots in the 2015 Pro Bowl on Jan. 25, 2015, at University of Phoenix Stadium in Glendale, Ariz.

It was the 10th Pro Bowl selection for Brady (2001, 2004, 2005, 2007, 2009, 2010, 2011, 2012 and 2013) and sixth for Darrelle Revis (2008, 2009, 2010, 2011 and 2013).

Additionally, Matthew Slater earned his fourth consecutive Pro Bowl invitation while Gostkowski was selected for the third time overall and second straight. Gronkowski and McCourty were selected for the second time in their careers while Edelman was selected for the first time in his career.

# 2014 TELEVISION RATINGS

## PATRIOTS 2014 RATINGS IN BOSTON TV MARKET

Date	Opp.	Net.	Boston TV	HH Rat.	HH Share
Sept. 7	at MIA	CBS	(WBZ)	31.2	65
Sept. 14	at MIN	CBS	(WBZ)	30.7	65
Sept. 21	vs. OAK	CBS	(WBZ)	33.0	66
Sept. 29	at KC	ESPN	(WCVB)	29.2	45
Oct. 5	vs. CIN	NBC	(WHDH)	35.6	55
Oct. 12	at BUF	FOX	(WFXT)	28.4	67
Oct. 16	vs. NYJ	NFLN	(WBZ)	36.2	55
Oct. 26	vs. CHI	FOX	(WFXT)	34.0	68
Nov. 2	vs. DEN	CBS	(WBZ)	47.2	69
Nov. 16	at IND	NBC	(WHDH)	40.0	58
Nov. 23	vs. DET	FOX	(WFXT)	35.6	70
Nov. 30	at GB	CBS	(WBZ)	43.6	66
Dec. 7	at SD	NBC	(WHDH)	41.1	63
Dec. 14	vs. MIA	CBS	(WBZ)	38.6	72
Dec. 21	at NYJ	CBS	(WBZ)	35.8	68
Dec. 28	vs. BUF	CBS	(WBZ)	31.8	62
AVERAGE				35.8	63.4

\*Each ratings point represents one percent of the 2.4 million homes in the Boston TV market. Share represents the percentage of televisions that are tuned in to a program as a proportion of all of the televisions that are turned on at a given time.

# 2014 PLAYER PARTICIPATION CHART

	GP/GS/DNP/INA	09/07 at Miami	09/14 at Minnesota	09/21 Oakland	09/29 at Kansas City	10/05 Cincinnati	10/12 at Buffalo	10/16 New York Jets	10/26 Chicago	11/02 Denver	11/16 at Indianapolis	11/23 Detroit	12/30 at Green Bay	12/07 at San Diego	12/14 Miami	12/21 at New York Jets	12/28 Buffalo	01/10 Baltimore	01/18 Indianapolis	02/01 Seattle
Aiken, Danny	15/0/0/1	sub	sub	sub	sub	sub	sub	sub	sub	sub	sub	sub	X	sub	sub	sub	sub	sub	sub	sub
Allen, Ryan	16/0/0/0	sub	sub	sub	sub	sub	sub	sub	sub	sub	sub	sub	sub	sub	sub	sub	sub	sub	sub	sub
Amendola, Danny	16/4/0/0	sub	sub	sub	WR	sub	sub	sub	WR	sub	sub	sub	sub	sub	sub	WR	WR	WR	sub	sub
Arrington, Kyle	14/4/1/1	sub	sub	sub	sub	sub	sub	sub	sub	sub	sub	sub	sub	sub	sub	X	dnp	DB	DB	DB
Ayers, Akeem	9/4/0/0								DB	sub	sub	sub	sub	sub	sub	sub	sub	sub	sub	sub
Barker, Chris	1/0/0/1								sub	X										
Blount, LeGarrette	5/1/0/1															X	sub	sub	sub	sub
Bolden, Brandon	16/2/0/0	sub	sub	sub	sub	sub	sub	sub	sub	sub	sub	sub	sub	sub	sub	sub	sub	sub	sub	sub
Boyce, Josh	1/0/0/0															sub	sub	sub	sub	sub
Brady, Tom	16/16/0/0																			
Branch, Alan	8/2/0/0																			
Browner, Brandon	9/9/5/2	dnp	dnp	dnp	dnp	dnp	X	RCB	RCB											
Buchanan, Michael	3/0/0/2	X	X	sub	sub	sub	sub	sub	sub	sub	sub	sub	sub	sub	sub	sub	sub	sub	sub	sub
Butler, Malcolm	11/1/1/4	sub	sub	sub	sub	X	dnp	X	sub	sub	sub	sub	X	sub	sub	sub	sub	sub	sub	sub
Cannon, Marcus	16/4/0/0	LG	LG	LG	sub	sub	sub	sub	sub	sub	sub	sub	sub	sub	sub	sub	sub	sub	sub	sub
Casillas, Jonathan	8/3/0/0																			
Chung, Patrick	16/15/0/0	S	S	S	S	S	S	S	S	S	S	S	S	S	S	S	S	S	S	S
Collins, Jamie	15/15/0/1	LB	X	LB	LB	LB	LB	LB	LB	LB	LB	LB	LB	LB	LB	LB	LB	LB	LB	LB
Connolly, Dan	13/13/0/3	C	C	C	LG	LG	LG	X	LG	LG	LG	LG	LG	LG	LG	X	LG	LG	LG	LG
Davis, Ja'Gared	3/0/0/0																			
Dennard, Alfonzo	6/4/0/9	RCB	X	X	X	RCB	RCB	DB	X	X	X	sub	sub	X	X	X	Injured Reserve	sub	sub	sub
Develin, James	16/4/0/0	FB	sub	FB	sub	FB	sub	sub	sub	sub	sub	sub	sub	sub	sub	sub	sub	sub	sub	sub
Devey, Jordan	7/4/0/9	RG	RG	RG	X	sub	sub	LG	X	X	X	X	X	X	X	X	sub	X	X	X
Dobson, Aaron	4/1/0/8	X	WR	X	X	sub	sub	X	X	X	X	X	X	Injured Reserve						
Easley, Dominique	11/2/0/3	sub	sub	sub	sub	RE	X	sub	RE	sub	sub	X	sub	sub	X	Injured Reserve				
Ebner, Nate	12/0/0/4	sub	sub	sub	sub	X	X	X	X	sub	sub	sub	sub	sub	sub	sub	sub	sub	sub	sub
Edelman, Julian	14/13/0/2	WR	WR	WR	WR	WR	WR	WR	WR	WR	WR	WR	WR	WR	WR	X	X	WR	WR	WR
Fleming, Cameron	7/2/0/9	sub	TE	sub	TE	X	X	X	X	X	X	X	X	X	X	X	sub	sub	sub	sub
Fleming, Darius	5/0/0/1	X																		
Garoppolo, Jimmy	6/0/10/0	dnp	dnp	dnp	dnp	dnp	dnp	sub	dnp	sub	dnp	dnp	dnp	dnp	dnp	dnp	dnp	dnp	dnp	dnp
Gostkowski, Stephen	16/0/0/0	sub	sub	sub	sub	sub	sub	sub	sub	sub	sub	sub	sub	sub	sub	sub	sub	sub	sub	sub
Gray, Jonas	8/3/1/1	PS							RB	RB	dnp	dnp	dnp	dnp	dnp	sub	sub	sub	sub	sub
Gronkowski, Rob	15/10/0/1	sub	sub	TE	TE	sub	TE	sub	TE	TE	TE	TE	TE	TE	TE	TE	TE	TE	TE	TE
Harmon, Duron	16/0/0/0	sub	sub	sub	sub	sub	sub	sub	sub	sub	sub	sub	sub	sub	sub	sub	sub	sub	sub	sub
Hightower, Dont'a	12/12/0/4	LB	LB	LB	LB	X	X	LB	LB	LB	LB	LB	LB	X	LB	LB	LB	LB	LB	LB
Hoomanawanui, M.	16/12/0/0	TE	TE	sub	TE	TE	TE	TE	TE	TE	TE	TE	sub	TE	TE	TE	TE	TE	TE	TE
Jones, Chandler	10/8/0/6	RE	RE	RE	RE	RE	RE	RE	X	X	X	X	X	X	RE	RE	RE	RE	RE	RE
Jones, Chris	15/12/0/1	X	DT	sub	DT	DT	DT	DT	RE	DT	RE	X	RE	RE	DT	sub	sub	sub	sub	sub
Jones, Don	9/0/0/2	sub	sub	X	sub	sub	sub	sub	sub	sub	sub	sub	sub	sub	sub	sub	sub	sub	sub	sub
LaFell, Brandon	16/13/0/0	sub	sub	WR	WR	WR	WR	WR	WR	WR	WR	WR	WR	WR	WR	WR	WR	WR	WR	WR
Kline, Josh	12/4/0/4	X	sub	X	X	WR	RG	RG	sub	sub	sub	sub	sub	sub	sub	sub	sub	sub	sub	sub
Maneri, Steve	1/0/1/0																			
Mayo, Jerod	6/6/0/0	LB	LB	LB	LB	LB	LB	Injured Reserve								dnp	sub	X		
McCourt, Devin	16/16/0/0	S	S	S	S	S	S	S	S	S	S	S	S	S	S	S	S	S	S	S
Moore, Zach	8/1/2/6	sub	X	X	X	X	sub	sub	X	RE	sub	sub	sub	dnp	X	dnp	sub	X	X	X
Ninkovich, Rob	16/16/0/0	LE	LE	LE	LE	LE	LE	LE	LE	LE	LE	LE	LE	LE	LE	LE	LE	LE	LE	LE
Revis, Darrelle	16/16/0/0	LCB	LCB	LCB	LCB	LCB	LCB	LCB	LCB	LCB	LCB	LCB	LCB	LCB	LCB	LCB	LCB	LCB	LCB	LCB
Ridley, Stevan	6/5/0/0	RB	RB	RB	sub	RB	RB	Injured Reserve												
Ryan, Logan	16/6/0/0	sub	RCB	RCB	RCB	sub	sub	sub	DB	sub	sub	sub	sub	sub	sub	sub	sub	sub	sub	sub
Siliga, Sealever	7/5/0/0	sub	DT	DT	Injured Reserve	(DFR)							DB	sub	sub	sub	sub	sub	sub	sub
Skinner, Deontae	7/1/0/0	PS	sub	sub	sub	sub	sub	sub	sub	sub	sub	sub	sub	sub	sub	sub	sub	sub	sub	sub
Slater, Matthew	16/0/0/0	sub	sub	sub	sub	sub	sub	sub	sub	sub	sub	sub	sub	sub	sub	sub	sub	sub	sub	sub
Solder, Nate	16/16/0/0	LT	LT	LT	LT	LT	LT	LT	LT	LT	LT	LT	LT	LT	LT	LT	LT	LT	LT	LT
Stork, Bryan	13/11/0/3	X	sub	sub	C	C	X	X	C	C	C	C	C	C	C	C	C	C	C	C
Thompkins, Kenbrell	2/1/0/2	WR	X	sub	X															
Tyans, Bryan	11/2/5/0	dnp	dnp	dnp	dnp	dnp	sub	sub	sub	WR	sub	sub	sub	sub	sub	sub	WR	sub	X	X
Vellano, Joe	5/1/0/0	DT	sub	sub	sub	sub	sub	sub	sub	sub	sub	sub	sub	sub	sub	sub	sub	sub	sub	sub
Vereen, Shane	16/6/0/0	sub	sub	sub	sub	sub	sub	sub	sub	sub	sub	sub	sub	sub	sub	sub	sub	sub	sub	sub
Vollmer, Sebastian	15/15/0/1	RT	RT	RT	RT	RT	RT	RT	RT	RT	RT	RT	RT	RT	RT	RT	RT	RT	RT	RT
Walker, Casey	5/1/0/2																			
Wendell, Ryan	14/12/0/2	sub	X	X	sub	RG	C	C	RG	RG	RG	RG	RG	RG	RG	RG	RG	RG	C	RG
White, Chris	13/0/0/3	sub	sub	sub	sub	sub	sub	sub	sub	sub	sub	sub	sub	X	X	sub	sub	sub	sub	sub
White, James	3/0/0/13	X	X	X	sub	X	X	X	X	X	X	X	X	X	X	X	sub	X	X	X
Wilfork, Vince	16/16/0/0	DT	DT	DT	DT	DT	DT	DT	DT	DT	DT	DT	DT	DT	DT	DT	DT	DT	DT	DT
Wilson, Tavon	16/0/0/0	sub	sub	sub	sub	sub	sub	sub	sub	sub	sub	sub	sub	sub	sub	sub	sub	sub	sub	sub
Wright, Tim	16/2/0/0	sub	sub	sub	sub	sub	sub	sub	sub	sub	sub	sub	sub	sub	sub	sub	sub	sub	sub	sub

X - inactive / CAPS - starters / sub - played / dnp - did not play / PS - Practice Squad

KEY:   Not on Team



# 2014 TRANSACTIONS

## JANUARY, 2014

1/8/2014	Gray, Jonas .....	Signed to a future contract
1/20/2014	Cave, Braxton .....	Signed to a future contract
1/20/2014	Devey, Jordan .....	Signed to a future contract
1/20/2014	Dunn, Reggie .....	Signed to a future contract
1/20/2014	Mattes, R.J. ....	Signed to a future contract
1/20/2014	McGuffie, Sam .....	Signed to a future contract
1/20/2014	Orton, Greg .....	Signed to a future contract
1/20/2014	Reed, Taylor .....	Signed to a future contract
1/21/2014	Forston, Marcus .....	Signed to a future contract

## FEBRUARY, 2014

2/28/2014	Gregory, Steve .....	Released
-----------	----------------------	----------

## MARCH, 2014

3/10/2014	Grissom, Corry .....	Released
3/10/2014	McGuffie, Sam .....	Released
3/10/2014	Moe, TJ .....	Released
3/10/2014	Reed, Taylor .....	Released
3/12/2014	Hoomanawanui, Michael .....	Re-signed
3/12/2014	Sopoaga, Isaac .....	Released
3/12/2014	Zusevics, Markus .....	Released
3/15/2014	Browner, Brandon .....	Signed
3/17/2014	Revis, Darrelle .....	Signed
3/17/2014	LaFell, Brandon .....	Signed
3/18/2014	Edelman, Julian .....	Re-signed
3/19/2014	Hughlett, Charley .....	Signed
3/31/2014	Wendell, Ryan .....	Re-signed

## APRIL, 2014

4/3/2014	Chung, Patrick .....	Signed
4/4/2014	Wilson, Adrian .....	Released
4/24/2014	Hull, Josh .....	Signed

## MAY, 2014

5/5/2014	Smith, Will .....	Signed
5/8/2014	Easley, Dominique .....	Drafted
5/9/2014	Garoppolo, Jimmy .....	Drafted
5/10/2014	Stork, Bryan .....	Drafted
5/10/2014	White, James .....	Drafted
5/10/2014	Fleming, Cameron .....	Drafted
5/10/2014	Halapio, Jon .....	Drafted
5/10/2014	Moore, Zach .....	Drafted
5/10/2014	Thomas, Jemea .....	Drafted
5/10/2014	Gallon, Jeremy .....	Drafted
5/12/2014	Beck, Tyler .....	Signed
5/12/2014	Finch, Roy .....	Signed
5/12/2014	Gary, Shamiel .....	Signed
5/12/2014	Gordon, Cameron .....	Signed
5/12/2014	Hawkins, Travis .....	Signed
5/12/2014	Houston, Stephen .....	Signed
5/12/2014	Jones, Justin .....	Signed
5/12/2014	Skinner, Deontae .....	Signed
5/12/2014	Watson, Asa .....	Signed
5/15/2014	Beck, Tyler .....	Released
5/15/2014	Hughlett, Charley .....	Released
5/16/2014	Fleming, Cameron .....	Signed/Draft Choice
5/16/2014	Gallon, Jeremy .....	Signed/Draft Choice
5/16/2014	Moore, Zach .....	Signed/Draft Choice
5/16/2014	White, James .....	Signed/Draft Choice
5/16/2014	Deering, Jeremy .....	Signed
5/16/2014	Fleming, Darius .....	Signed
5/16/2014	Morris, James .....	Signed
5/16/2014	Ott, Tyler .....	Signed
5/19/2014	Halapio, Jon .....	Signed/Draft Choice
5/19/2014	Stork, Bryan .....	Signed/Draft Choice
5/19/2014	Thomas, Jemea .....	Signed/Draft Choice
5/19/2014	Butler, Malcolm .....	Signed
5/19/2014	Johnson, Derrick .....	Signed
5/19/2014	McCuller, Taylor .....	Signed
5/20/2014	Morris, James .....	Released
5/22/2014	Swanson, Daxton .....	Signed
5/22/2014	Tuipulotu, L.T. ....	Signed
5/22/2014	Deering, Jeremy .....	Released
5/22/2014	Orton, Greg .....	Released
5/27/2014	Van Hooser, Wilson .....	Signed
5/27/2014	Wiggins, Reese .....	Signed

## JUNE, 2014

6/2/2014	Garoppolo, Jimmy .....	Signed/Draft Choice
6/4/2014	Anderson, James .....	Signed
6/4/2014	Harrison, Mark .....	Released
6/9/2014	Auffray, Kyle .....	Signed
6/9/2014	Johnson, Derrick .....	Released
6/11/2014	Mattes, R.J. ....	Released
6/12/2014	Johnson, Jeremy .....	Signed
6/16/2014	Auffray, Kyle .....	Released
6/17/2014	Epenesa, Seali'i .....	Signed
6/19/2014	Dunn, Reggie .....	Released
6/23/2014	Easley, Dominique .....	Signed/Draft Choice
6/23/2014	Martin, Chris .....	Signed

## JULY, 2014

7/16/2014	Armstead, Armond .....	Reserve/Retired
7/17/2014	Johnson, Jeremy .....	Released
7/17/2014	Wiggins, Reese .....	Released
7/18/2014	Johnson, Derrick .....	Signed
7/18/2014	McDonald, Tyler .....	Signed
7/20/2014	Byham, Nate .....	Signed
7/21/2014	Manumaleuna, Eathyn .....	Signed
7/21/2014	Epenesa, Seali'i .....	Released
7/23/2014	Orton, Greg .....	Signed
7/23/2014	McDonald, Tyler .....	Released
7/25/2014	Byham, Nate .....	Released
7/27/2014	Orton, Greg .....	Released
7/27/2014	Stanford, Cole .....	Signed
7/27/2014	Tyms, Brian .....	Signed
7/28/2014	Gaffney, Tyler .....	Claimed off Waivers (CAR)
7/28/2014	Hull, Josh .....	Released
7/28/2014	Orton, Greg .....	Placed on Reserve/Injured

## AUGUST, 2014

8/2/2014	Stanford, Cole .....	Released
8/3/2014	Morris, James .....	Signed
8/10/2014	Hartssock, Ben .....	Signed
8/10/2014	Maneri, Steve .....	Signed
8/10/2014	Miller, Terrence .....	Signed
8/10/2014	Houston, Stephen .....	Released
8/10/2014	Jones, Justin .....	Released
8/10/2014	Watson, Asa .....	Released
8/13/2014	Bass, Ben .....	Acquired Via Trade (DAL)
8/13/2014	Green, Justin .....	Traded to Dallas
8/13/2014	Worthy, Jerel .....	Acquired Via Trade (GB)
8/13/2014	Miller, Terrence .....	Released
8/14/2014	Hartssock, Ben .....	Released
8/18/2014	Jones, Justin .....	Signed
8/18/2014	Ott, Tyler .....	Released
8/21/2014	Forston, Marcus .....	Released
8/21/2014	Williams, D.J. ....	Released
8/25/2014	Anderson, James .....	Released
8/25/2014	Kelly, Tommy .....	Released
8/25/2014	Smith, Will .....	Released
8/25/2014	Jones, Justin .....	Released
8/26/2014	Wright, Tim .....	Acquired Via Trade (TB)
8/26/2014	Mankins, Logan .....	Traded to Tampa Bay
8/26/2014	Bass, Ben .....	Released
8/26/2014	Hawkins, Travis .....	Released
8/26/2014	Johnson, Derrick .....	Released
8/26/2014	Skinner, Deontae .....	Released
8/26/2014	Thomas, Jemea .....	Released
8/26/2014	Van Hooser, Wilson .....	Released
8/26/2014	Gaffney, Tyler .....	Placed on Reserve/Injured
8/26/2014	Gordon, Cameron .....	Placed on Reserve/Injured
8/30/2014	Aiken, Danny .....	Released
8/30/2014	Beauharnais, Steve .....	Released
8/30/2014	Bequette, Jake .....	Released
8/30/2014	Boyce, Josh .....	Released
8/30/2014	Cave, Braxton .....	Released
8/30/2014	Davis, Ja'Gard .....	Released
8/30/2014	Davis, Kanorris .....	Released
8/30/2014	Finch, Roy .....	Released
8/30/2014	Gallon, Jeremy .....	Released
8/30/2014	Gary, Shamiel .....	Released
8/30/2014	Gray, Jonas .....	Released
8/30/2014	Halapio, Jon .....	Released
8/30/2014	Maneri, Steve .....	Released
8/30/2014	Martin, Chris .....	Released
8/30/2014	Manumaleuna, Eathyn .....	Released

# 2014 TRANSACTIONS CONTINUED

8/30/2014	McCuller, Taylor.....	Released
8/30/2014	Swanson, Daxton.....	Released
8/30/2014	Tuipulotu, L.T.....	Released
8/30/2014	Worthy, Jerel.....	Released
8/30/2014	Morris, James.....	Placed on Reserve/Injured
8/31/2014	Gaston, Bruce.....	Claimed off Waivers (ARI)
8/31/2014	Quarles, Kelcy.....	Claimed off Waivers (NYG)
8/31/2014	Mallett, Ryan.....	Traded to Houston
8/31/2014	White, Chris.....	Released

## SEPTEMBER, 2014

9/1/2014	Bethel Thompson, M.....	Signed to the practice squad
9/1/2014	Bequette, Jake.....	Signed to the practice squad
9/1/2014	Boyce, Josh.....	Signed to the practice squad
9/1/2014	Davis, Ja'Gared.....	Signed to the practice squad
9/1/2014	Davis, Kanorris.....	Signed to the practice squad
9/1/2014	Gray, Jonas.....	Signed to the practice squad
9/1/2014	Hughlett, Charley.....	Signed to the practice squad
9/1/2014	Martin, Chris.....	Signed to the practice squad
9/1/2014	Skinner, Deontae.....	Signed to the practice squad
9/1/2014	Swanson, Daxton.....	Signed to the practice squad
9/1/2014	Jones, Don.....	Claimed off Waivers (MIA)
9/1/2014	Barker, Chris.....	Released
9/3/2014	Barker, Chris.....	Signed to the practice squad
9/3/2014	Reisner, Allen.....	Signed to the practice squad
9/3/2014	Thigpen, Marcus.....	Signed to the practice squad
9/3/2014	Bethel-Thompson, M.....	Released from the practice squad
9/3/2014	Davis, Kanorris.....	Released from the practice squad
9/3/2014	Swanson, Daxton.....	Released from the practice squad
9/3/2014	Gaston, Bruce.....	Released
9/3/2014	Quarles, Kelcy.....	Released
9/3/2014	Hughlett, Charley.....	Released
9/4/2014	Aiken, Danny.....	Signed
9/4/2014	White, Chris.....	Signed
9/4/2014	Bethel-Thompson, M.....	Signed to the practice squad
9/5/2014	Quarles, Kelcy.....	Signed to the practice squad
9/5/2014	Reisner, Allen.....	Released from the practice squad
9/9/2014	Bethel-Thompson, M.....	Released from the practice squad
9/9/2014	Henderson, Cam.....	Signed to the practice squad
9/13/2014	Skinner, Deontae.....	Signed from the practice squad
9/13/2014	Fleming, Darius.....	Released
9/16/2014	Fleming, Darius.....	Signed to the practice squad
9/16/2014	Hauptmann, Caylin.....	Signed to the practice squad
9/16/2014	Schwenke, Kona.....	Signed to the practice squad
9/16/2014	Henderson, Cam.....	Released from the practice squad
9/16/2014	Thigpen, Marcus.....	Released from the practice squad
9/17/2014	Swanson, Daxton.....	Signed to the practice squad
9/26/2014	Bass, Ben.....	Signed to the practice squad
9/26/2014	Martin, Chris.....	Released from the practice squad
9/27/2014	Walker, Casey.....	Signed off Carolina practice squad
9/27/2014	Siliga, Seaver.....	Placed on Reserve/Injured (designated to return)

## OCTOBER, 2014

10/4/2014	Davis, Ja'Gared.....	Signed from the practice squad
10/4/2014	Thompkins, Kenbrell.....	Released
10/7/2014	Vellano, Joe.....	Released
10/7/2014	Buchanan, Michael.....	Placed on Reserve/Injured
10/8/2014	Martin, Chris.....	Signed to the practice squad
10/8/2014	Vellano, Joe.....	Signed to the practice squad
10/8/2014	Hauptmann, Caylin.....	Released from the practice squad
10/13/2014	Hauptmann, Caylin.....	Signed to the practice squad
10/13/2014	Martin, Chris.....	Released from the practice squad
10/16/2014	Mayo, Jerod.....	Placed on Reserve/Injured
10/16/2014	Ridley, Stevan.....	Placed on Reserve/Injured
10/16/2014	Barker, Chris.....	Signed from the practice squad
10/16/2014	Gray, Jonas.....	Signed from the practice squad
10/22/2014	Ayers, Akeem.....	Acquired Via Trade (TEN)
10/22/2014	Davis, Ja'Gared.....	Released
10/24/2014	Davis, Ja'Gared.....	Signed to the practice squad
10/24/2014	Krause, Jonathan.....	Signed to the practice squad
10/28/2014	Casillas, Jonathan.....	Acquired Via Trade (TB)
10/28/2014	Barker, Chris.....	Released
10/29/2014	Branch, Alan.....	Signed
10/29/2014	Skinner, Deontae.....	Released
10/30/2014	Barker, Chris.....	Signed to the practice squad
10/30/2014	Bass, Ben.....	Released from the practice squad
10/31/2014	Skinner, Deontae.....	Signed to the practice squad
10/31/2014	Krause, Jonathan.....	Released from the practice squad

## NOVEMBER, 2014

11/5/2014	Krause, Jonathan.....	Signed to the practice squad
11/5/2014	Schwenke, Kona.....	Released from the practice squad
11/20/2014	Blount, LeGarrette.....	Signed
11/20/2014	Walker, Casey.....	Released
11/22/2014	Walker, Casey.....	Signed to the practice squad
11/22/2014	Davis, Ja'Gared.....	Released from the practice squad
11/26/2014	Grimble, Xavier.....	Signed to the practice squad
11/26/2014	Hughlett, Charley.....	Signed to the practice squad
11/26/2014	Skinner, Deontae.....	Released from the practice squad
11/26/2014	Swanson, Daxton.....	Released from the practice squad
11/28/2014	Jones, Don.....	Released
11/28/2014	Grimble, Xavier.....	Released from the practice squad
11/28/2014	Hughlett, Charley.....	Released from the practice squad
11/29/2014	Fleming, Darius.....	Signed from the practice squad

## DECEMBER, 2014

12/3/2014	Green Justin.....	Signed to the practice squad
12/3/2014	Skinner, Deontae.....	Signed to the practice squad
12/3/2014	Swanson, Daxton.....	Signed to the practice squad
12/4/2014	Dobson, Aaron.....	Placed on Reserve/Injured
12/4/2014	Siliga, Seaver.....	Activated to the 53-man roster
12/17/2014	Easley, Dominique.....	Placed on Reserve/Injured
12/17/2014	Maneri, Steve.....	Signed
12/17/2014	Gilbert, Garrett.....	Signed to the practice squad
12/23/2014	Henderson, Cam.....	Signed to the practice squad
12/23/2014	Swanson, Daxton.....	Released from the practice squad
12/27/2014	Boyce, Josh.....	Signed from the practice squad
12/27/2014	Dennard, Alfonso.....	Placed on Reserve/Injured
12/27/2014	Swanson, Daxton.....	Signed to the practice squad
12/27/2014	Henderson, Cam.....	Released from the practice squad
12/29/2014	Martin, Eric.....	Signed to the practice squad

## JANUARY, 2015

1/17/2015	Vellano, Joe.....	Signed from the practice squad
1/17/2015	Maneri, Steve.....	Released

# THE PATS PLAY HERE!

BOSTON'S HOME FOR SPORTS

# 98.5

THE SPORTS HUB

**9 HOURS OF PATRIOTS  
COVERAGE ON GAME DAYS**

**PRE-GAME 3 HOURS BEFORE  
KICKOFF LIVE FROM CBS SCENE**

**POST-GAME REACTION FOR  
3 HOURS AFTER EVERY GAME  
LIVE FROM CBS SCENE**

**COACH BELICHICK & TOM BRADY  
PRESS CONFERENCES  
LIVE EVERY WEDNESDAY**



**The Safety Insurance  
Patriots Radio Network  
[985TheSportsHub.com](http://985TheSportsHub.com)**



# HISTORY



2015 Patriots Hall of Fame  
Inductee Willie McGinest

# PATRIOTS HALL OF FAME



## PATRIOTS HALL OF FAME

Player	Pos.	Years	Enshrined
Houston Antwine	DL	1961-1971	2015
Bruce Armstrong	T	1987-2000	2001
Drew Bledsoe	QB	1993-2001	2011
Troy Brown	WR	1993-2007	2012
Tedy Bruschi	LB	1996-2008	2013
Nick Buoniconti*	LB	1962-1968	1992
Gino Cappelletti	WR/K	1960-1970	1992
Ben Coates	TE	1991-1999	2008
Sam Cunningham	RB	1973-79, 81-82	2010
Bob Dee	DE	1960-1967	1993
Steve Grogan	QB	1975-1990	1995
John Hannah*	G	1973-1985	1991
Mike Haynes*	CB	1976-1982	1994
Jim Lee Hunt	DT	1960-1970	1993
Ty Law	CB	1995-2004	2014
Willie McGinest	DE/LB	1994-2005	2015
Stanley Morgan	WR	1977-1989	2007
Jon Morris	C	1964-1974	2011
Jim Nance	FB	1965-1971	2009
Steve Nelson	LB	1974-1987	1993
Vito "Babe" Parilli	QB	1961-1967	1993
Andre Tippett*	LB	1982-1993	1999

\*-Also in Pro Football Hall of Fame

Contributors	Position	Enshrined
William H. "Billy" Sullivan, Jr.	Founder	2009
Gil Santos	Broadcaster	2013

### THE HALL AT PATRIOT PLACE PRESENTED BY RAYTHEON

A cutting edge, highly interactive experience, The Hall at Patriot Place presented by Raytheon showcases the history of the New England Patriots while providing a permanent home for the team's hall of fame. The facility opened in the fall of 2008. The Hall features 30,000 square feet of exhibit space and utilizes the latest in design concepts and multimedia technology to bring the story of the Patriots to life. The Hall also explores the history of football in New England and features an integrated math and science program to benefit visiting school groups. The Hall is a unique sports hall of fame and experience, and a must-visit attraction for any Patriots fan.

### HISTORY OF THE PATRIOTS HALL OF FAME

The Patriots Hall of Fame was established in 1991 as a way to honor the greatest players in franchise history. A selection committee of media and staff was formed to select players for induction and appropriately, John Hannah was the first player enshrined. Eight additional players were inducted from 1992-95. Andre Tippett (1999) and Bruce Armstrong (2001) rounded out the Patriots Hall of Fame's first 11 members. In 2007, the Patriots introduced a new method of selecting players for the team's hall of fame in advance of the opening of The Hall at Patriot Place. Moving forward, one player will be enshrined in the Patriots Hall of Fame each year, with a nomination committee determining three finalists each spring and fans voting for the final choice through Patriots.com each spring.

### SENIOR SELECTION COMMITTEE

The Patriots formed a senior selection committee to ensure that early era players are not overlooked in the voting process. The committee consists of veteran media and staff members who gather to discuss candidates who have been retired for at least 25 years to identify the player most deserving of Patriots Hall of Fame recognition.





# PATRIOTS HALL OF FAME BIOS

**Career Patriots in Pro Football Hall of Fame:** John Hannah, Andre Tippett

**Other Patriots in Pro Football Hall of Fame:** Mike Haynes, Nick Buoniconti

**Patriots Hall of Fame Players:** Houston Antwine, Bruce Armstrong, Drew Bledsoe, Troy Brown, Tedy Bruschi, Gino Cappelletti, Ben Coates, Sam Cunningham, Bob Dee, Steve Grogan, Jim Lee Hunt, Ty Law, Stanley Morgan, Jon Morris, Jim Nance, Steve Nelson, Babe Parilli

**Patriots Hall of Fame Contributors:** William H. "Billy" Sullivan, Gil Santos



## John Hannah ★ G ★ Alabama

**Patriots Seasons (13): 1973-85 ★ Pro Bowls (9)**

**Pro Football Hall of Fame 1991 ★ Patriots Hall of Fame 1991**

Hannah spent his entire 13-season career with the Patriots, from 1973 through the Super Bowl season of 1985 ... The first Patriots player to be inducted into the Pro Football Hall of Fame ... One of two Patriots voted to the NFL's 75th Anniversary Team ... Named to the Patriots 35th Anniversary Team in 1994 ... Named the Player of the Century on the Patriots Team of the Century in 2000 ... Played in 183 games, while missing only five games due to injury ... Selected to nine Pro Bowls (1976, 1978-85) ... Named All-Pro for 10 consecutive years (1976-85) ... Won the NFL Players Association's Offensive Lineman of the Year Award for four straight seasons (1978-81) ... Powered an offensive line that helped set an NFL record with 3,165 rushing yards in 1978 - a record that has not been challenged in more than 30 seasons ... Named to the Patriots All-Time Team in 2009.



## Andre Tippett ★ LB ★ Iowa

**Patriots Seasons (11): 1982-88, 90-93 ★ Pro Bowls (5)**

**Pro Football Hall of Fame 2008 ★ Patriots Hall of Fame 1999**

Tippett spent his entire 12-year career with the Patriots ... Elected to the Pro Football Hall of Fame in 2008, joining John Hannah as the only two players to earn induction to the Hall of Fame after spending their entire career with the Patriots ... From 1984-85, Tippett recorded 35 sacks, a total that stands as the highest two-season sack total by a linebacker in NFL history ... He achieved his record sack totals despite playing his career as a strong-side linebacker (opposite the opposing tight end), a position from which few other players have excelled in the pass rush to the extent that Tippett did ... He was named to the NFL's 1980s All-Decade Team and was named the NFL's linebacker of the year by the NFL Players Association for three straight seasons from 1985-87 ... Finished his career as the only Patriots player to record 100 career sacks, a mark that stands as the franchise's all-time record ... Set the Patriots franchise single-season sack record with 18.5 in 1984 ... Also holds the second and third highest totals with 16.5 in 1985 and 12.5 in 1987 ... Was a member of the 1985 AFC Champions ... Has worked in the Patriots front office since his 1994 retirement and currently serves as the team's executive director of community affairs....Named to the Patriots All-Time Team in 2009.

### TIPPETT'S PATRIOTS STATISTICS

Years	G	TT	UT	Sack	FF	FR	Years	G	TT	UT	Sack	FF	FR	Years	G	TT	UT	Sack	FF	FR
1982	9	28	10	0	0	1	1987	13	83	53	12.5	0	3	1992	14	40	33	7	3	0
1983	15	86	48	8.5	1	1	1988	12	50	31	7	0	0	1993	16	76	50	8.5	1	4
1984	16	118	48	18.5	1	0	1989	Injured Reserve						<b>Totals 151 778 456 100 14 17</b>						
1985	16	97	65	16.5	3	3	1990	13	72	38	3.5	1	1							
1986	11	63	39	9.5	2	1	1991	16	65	41	8.5	2	3							

# PATRIOTS HALL OF FAME BIOS



**Mike Haynes ★ CB ★ Arizona State**  
**Patriots Seasons (7): 1976-82 ★ Pro Bowls (6)**  
**Pro Football Hall of Fame 1997 ★ Patriots Hall of Fame 1994**

Haynes played for the Patriots from 1976 to 1982 before finishing his career with the Los Angeles Raiders from 1983-89 ... In 1997, he became the second Patriot to be elected to the Pro Football Hall of Fame ... Selected to the NFL's 75th Anniversary Team ... Named to the NFL's all-decade team for the 1980s ... Named to six Pro Bowls (1976-80 and 1982) with the Patriots and three more with the Raiders ... Voted to two All-Pro teams, six All-AFC teams and the All-Rookie team during his Patriots career ... Named to the Patriots 35th Anniversary Team in 1994 ... Named to the Patriots Team of the Century in 2000 ... His 28 interceptions in a Patriots uniform rank sixth in franchise history ... Became the first player in Patriots history to return a punt for a touchdown with an 89-yard return against Buffalo on Nov. 7, 1976 ... Named to the Patriots All-Time Team in 2009.

## HAYNES' PATRIOTS STATISTICS

Years	G	Interceptions					Punt Returns				
		No	Yds	Avg	LG	TD	No	Yds	Avg	LG	TD
1976	14	8	90	11.3	28	0	45	608	13.5	89t	2
1977	14	5	54	10.8	22	0	24	200	8.3	46	0
1978	16	6	123	20.5	50	1	14	183	13.1	35	0
1979	16	3	66	22.0	33	0	5	16	3.2	5	0
1980	13	1	31	31.0	31	0	17	140	8.2	35	0
1981	8	1	3	3.0	3	0	6	12	2.0	6	0
1982	9	4	26	6.5	26	0	0	0	0.0	0	0
<b>Patriots Totals</b>	<b>90</b>	<b>28</b>	<b>393</b>	<b>14.0</b>	<b>50</b>	<b>1</b>	<b>111</b>	<b>1,159</b>	<b>10.4</b>	<b>89t</b>	<b>2</b>



**Nick Buoniconti ★ LB ★ Notre Dame**  
**Patriots Seasons (7): 1962-68 H AFL All-Star Games (5)**  
**Pro Football Hall of Fame 2001 ★ Patriots Hall of Fame 1992**

Buoniconti played for the Patriots from 1962 to 1968 before finishing his career with the Miami Dolphins ... In 2001, became the third Patriot to be named to the Pro Football Hall of Fame ... Appeared in five consecutive AFL All-Star games during his Patriots career (1963-67) ... Was a key contributor to the Patriots' first championship game appearance in the 1963 AFL Championship ... The leading vote-getter on the 1966 AFL All-Star team ... Recorded 24 interceptions as a Patriot ... Went on to play for the undefeated 1972 Miami Dolphins as a part of the "No Name Defense" ... Named to the All-AFL 10 Year Anniversary Team in 1971 ... Named to the Patriots All-Time Team in 2009.

## BUONICONTI'S PATRIOTS STATISTICS

Years	Games	Int	Yds	Avg	LG	TD	Sacks	Years	Games	Int	Yds	Avg	LG	TD	Sacks
1962	14	2	3	1.5	3	0	1.0	1966	14	4	43	10.8	41	0	0.0
1963	14	3	42	14.0	26	0	6.5	1967	13	4	7	1.8	7	0	1.0
1964	14	5	75	15.0	26	0	4.5	1968	8	3	22	7.3	14	0	3.0
1965	14	3	31	10.3	26	0	2.0	<b>N.E. Totals</b>	<b>91</b>	<b>24</b>	<b>223</b>	<b>9.3</b>	<b>41</b>	<b>0</b>	<b>18.0</b>

# PATRIOTS HALL OF FAME BIOS



**Houston Antwine ★ DL ★ Southern Illinois**  
**Patriots Seasons (11): 1961-71 ★ AFL All-Star Games (6)**  
**Patriots Hall of Fame 2015**

Antwine played for the Patriots for 11 seasons, appearing in 142 games from 1961-71 ... He led the Patriots in sacks in three consecutive seasons from 1967-69 and his 39 career sacks are tied for 10th (with Richard Seymour) on the Patriots all-time career sacks list ... Antwine earned six consecutive American Football League (AFL) All-Star selections from 1963-68 ... His six all-star appearances are tied for the fourth highest total in franchise history ... He was acquired in a trade from the Houston Oilers in exchange for a fourth-round pick in the 1962 AFL Draft on April 1, 1961 ... He is a member of the Patriots 50th Anniversary Team and a member of the 1960s All-Decade Team ... Antwine passed away on Dec. 26, 2011 at the age of 72.

## ANTWINE'S PATRIOTS STATISTICS

Years	G	Sacks	Years	G	Sacks	Years	G	Sacks
1961	14	0.0	1965	14	3.5	1969	14	5.0
1962	14	0.0	1966	14	1.5	1970	14	6.0
1963	14	4.0	1967	13	6.0	1971	3	0.0
1964	14	5.5	1968	14	7.5	<b>Totals</b>	<b>142</b>	<b>39.0</b>

**Bruce Armstrong ★ T ★ Louisville**  
**Patriots Seasons (14): 1987-2000 ★ Pro Bowls (6)**  
**Patriots Hall of Fame 2001**

Armstrong spent his entire 14-season career with the Patriots, from 1987 to 2000 ... Started all 212 games he played in, making him the franchise's all-time leader in career starts and games played entering 2015 ... Appeared in six Pro Bowls during his Patriots career (1990-91, 1994-97) ... One of only four Patriots players to play in three decades with the Patriots (1980s, 1990s and 2000s) ... Named to the Patriots 35th Anniversary Team in 1994 ... Named to the Patriots Team of the Century in 2000 ... Named to the Patriots All-Time Team in 2009.



# PATRIOTS HALL OF FAME BIOS



**Drew Bledsoe ★ QB ★ Washington State**  
**Patriots Seasons (9): 1993-2001 ★ Pro Bowls (3)**  
**Patriots Hall of Fame 2011**

Bledsoe was the first overall pick in the 1993 NFL Draft and for the next eight years was considered the face of the Patriots franchise ... During his nine-year Patriots career, he broke the Patriots' career passing records for attempts (4,518), completions (2,544) and yards (29,657) ... Bledsoe still holds the Patriots' single-season passing records for attempts (691) ... He still holds the NFL record for attempts (70) and completions (45) in a game against Minnesota in 1994 that sparked a seven-game win streak, propelling the Patriots to their first playoff berth in eight years ... Bledsoe led the Patriots to the playoffs four times in his first six seasons, helping the team earn back-to-back division titles and three consecutive playoff berths for the first time in franchise history ... In 1996, he guided the Patriots to their second AFC Championship in franchise history and a trip to Super Bowl XXXVI ... Bledsoe became the first quarterback in NFL history with four seasons of 600+ pass attempts, including three straight from 1994-96 with the Patriots.

## BLEDSOE'S PATRIOTS STATISTICS

### Passing

Years	G	Att	Comp	Pct.	Yds	TD	Int	Rat.
1993	13	429	214	49.9	2494	15	15	65.0
1994	16	691	400	57.9	4555	25	27	73.6
1995	15	636	323	50.8	3507	13	16	63.7
1996	16	623	373	59.9	4086	27	15	83.7
1997	16	522	314	60.2	3706	28	15	87.7

Years	G	Att	Comp	Pct.	Yds	TD	Int	Rat.
1998	14	481	263	54.7	3633	20	14	80.9
1999	16	539	305	56.6	3985	19	21	75.6
2000	16	531	312	58.8	3291	17	13	77.3
2001	2	66	40	60.6	400	2	2	75.3
<b>Totals</b>	<b>124</b>	<b>4518</b>	<b>2544</b>	<b>56.32</b>	<b>29657</b>	<b>166</b>	<b>138</b>	<b>75.9</b>

### Passing

HISTORY

**Troy Brown ★ WR ★ Marshall**  
**Patriots Seasons (15): 1993-2007 ★ Pro Bowls (1)**  
**Patriots Hall of Fame 2012**

Brown spent his entire 15-season NFL career with the Patriots (1993-2007) after being drafted by the team in the eighth round (198th overall) of the 1993 NFL Draft out of Marshall ... Brown retired in 2008 as the Patriots' all-time leading receiver with 557 career receptions ... He is the team's all-time leading punt returner with 252 career returns ... He places third in the team's record book with 6,366 career receiving yards and is second in franchise history with three punt returns for touchdowns ... Brown played in 192 games, placing him fifth on the franchise's all-time games played list, and his 15 seasons with the franchise tie Julius Adams and Tom Brady for the second-longest tenure in a Patriots uniform behind Steve Grogan's franchise-record 16 seasons



... Brown was a five-time co-captain for the club (2002-06) and earned Pro Bowl honors in 2001 ... In 2004, he added defense to his resume as he saw significant action in the defensive backfield and finished second on the team with three interceptions ... Brown's significant contributions in all three phases of the game – offense, defense and special teams – made him one of the most versatile and beloved players in the history of the Patriots franchise ... Brown was a key contributor to each of the Patriots' three Super Bowl runs ... In 2001, Brown led the team with 18 postseason receptions as New England won its first world championship in Super Bowl XXXVI ... In the championship game against the St. Louis Rams, Brown led the team with six receptions and 89 yards, including a key 23-yard grab on the game-winning drive ... Two years later, he tied for the team lead with 17 playoff receptions as the Patriots won Super Bowl XXXVIII over Carolina.

## BROWN'S PATRIOTS STATISTICS

Years	G	Rec	Yds	Avg	Lg	TD
1993	12	2	22	11.0	14	0
1994	9	0	0	0.0	0	0
1995	16	14	159	10.9	31	0
1996	16	21	222	10.6	38	0
1997	16	41	607	14.8	67	6

Years	G	Rec	Yds	Avg	Lg	TD
1998	10	23	346	15.0	52	1
1999	13	36	471	13.1	37	1
2000	16	83	944	11.4	44t	4
2001	16	101	1199	11.9	60t	5
2002	14	97	890	9.2	38	3

Years	G	Rec	Yds	Avg	Lg	TD
2003	12	40	472	11.8	82t	4
2004	12	17	184	10.8	22	1
2005	13	39	466	11.9	71	2
2006	16	43	384	8.9	23	4
2007	1	0	0	0.0	0	0

**N.E. Totals 192 557 6366 11.4 82t 31**

# PATRIOTS HALL OF FAME BIOS

## Tedy Bruschi ★ LB ★ Arizona

Patriots Seasons (13): 1996-2008 ★ Pro Bowls (1)  
Patriots Hall of Fame 2013



Bruschi closed his 13-year career as one of the most productive Patriots players in the team's history ... As a team captain, Bruschi's relentless work ethic and on-field intensity helped set the tone for the entire team ... Bruschi was originally drafted by the Patriots in the third round of the 1996 NFL Draft ... Bruschi left the football field having played a major role in leading the Patriots to 11 winning records, including nine playoff seasons, eight division championships, five conference titles and three Super Bowl crowns ... In Bruschi's 211 career games (including regular season and playoffs), the Patriots had a 144-67 (.682) record, including a 16-6 (.727) playoff mark ... Bruschi earned his first Pro Bowl honors following the 2004 season after co-captaining a Patriots defense that allowed just 16.25 points per game, the third fewest in franchise history ... Bruschi is the only player in NFL history to return four consecutive interceptions for touchdowns and his career total of four picks returned for scores ranks second in Patriots history ... He is tied for fourth in NFL history among linebackers, and Bruschi is the only Patriots linebacker to return multiple interceptions for scores in a single season (2002 and 2003) ... Beyond his impressive numbers, fans and his peers revered him for his accomplishments off the field and for his dedication to the New England area ... After Bruschi suffered a stroke in February 2005, he dedicated himself to raising funds and awareness to fight stroke along with the American Stroke Association ... He established "Tedy's Team," a vehicle to help battle stroke, the number one cause of disability in the United States.

### BRUSCHI'S PATRIOTS STATISTICS

Years	G	TT	UT	Sack	Int	Yds	Years	G	TT	UT	Sack	Int	Yds	Years	G	TT	UT	Sack	Int	Yds
1996	16	11	10	4.0	0	0	2001	15	73	54	2.0	2	7	2006	15	124	67	1.5	1	8
1997	16	30	25	4.0	0	0	2002	11	65	45	4.5	2	75	2007	16	99	69	2.0	0	0
1998	16	81	56	2.0	0	0	2003	16	137	86	2.0	3	26	2008	13	71	38	0.0	0	0
1999	14	138	77	2.0	1	1	2004	16	128	84	3.5	3	70	<b>Totals</b>	<b>189</b>	<b>1,134</b>	<b>717</b>	<b>30.5</b>	<b>12</b>	<b>187</b>
2000	16	105	68	1.0	0	0	2005	9	72	38	2.0	0	0							

HISTORY



## Gino Cappelletti ★ WR/K ★ Minnesota

Patriots Seasons (11): 1960-70 ★ 1964 AFL MVP ★ AFL All-Star Games (5)  
Patriots Hall of Fame 1992

Cappelletti spent his 11-year career with the Patriots, from 1960-70, as one of the original members of the squad ... A five-time AFL All-Star selection ... Selected as the AFL Most Valuable Player in 1964 ... One of only three players along with Jim Otto and George Blanda, to play in every game in the AFL's 10-year history ... Finished as the AFL's all-time leader in points (1,100) and field goals (170) ... Led the AFL in scoring five times ... Holds the top two scoring seasons in AFL history with 155 points in 1964 and 147 points in 1961 ... Registered the fifth-highest scoring season in AFL annals with 132 points in 1965 ... Ranks third on the Patriots' all-time scoring list with 1,130 points (42 TDs, 176 FGs and 342 PATs) ... Ranks third in Patriots history with 353 extra points attempted and 342 extra points made ... Enters 2015 in 10th place on the Patriots' receiving list with 292 catches and eighth with 4,589 receiving yards ... Selected as a member of the All-AFL 10 Year Anniversary Team in 1971 ... Named to the Patriots All-Time Team in 2009.

all-time scoring list with 1,130 points (42 TDs, 176 FGs and 342 PATs) ... Ranks third in Patriots history with 353 extra points attempted and 342 extra points made ... Enters 2015 in 10th place on the Patriots' receiving list with 292 catches and eighth with 4,589 receiving yards ... Selected as a member of the All-AFL 10 Year Anniversary Team in 1971 ... Named to the Patriots All-Time Team in 2009.

### CAPPELLETTI'S PATRIOTS STATISTICS

Receptions						Kicking					
Years	G	No	Yds	Avg	LG	TD	XP	XPA	FG	FGA	Pts
1960	14	1	28	28.0	28	0	30	32	8	22	60
1961	14	45	768	17.1	53	8	48	50	17	32	147
1962	14	34	479	14.5	40	5	38	40	20	37	128
1963	14	34	493	14.5	38	2	35	36	22	38	113
1964	14	49	865	17.7	58	7	36	36	25	39	155
1965	14	37	680	18.4	57	9	27	27	17	27	132
1966	14	43	676	15.7	63	6	35	36	16	32	119
1967	14	35	397	11.3	35	3	29	30	16	31	95
1968	14	13	182	14.0	30	2	26	26	15	27	83
1969	14	1	21	21.0	21	0	26	27	14	34	68
1970	13	0	0	0.0	0	0	12	13	6	15	30
<b>Totals</b>	<b>153</b>	<b>292</b>	<b>4,589</b>	<b>15.7</b>	<b>63</b>	<b>42</b>	<b>342</b>	<b>353</b>	<b>176</b>	<b>334</b>	<b>1,130</b>



# PATRIOTS HALL OF FAME BIOS



**Ben Coates ★ TE ★ Livingstone College**  
**Patriots Seasons (9): 1991-99 ★ Pro Bowls (5)**  
**Patriots Hall of Fame 2008**

Coates played in 142 games over nine seasons with the Patriots, starting 105 ... Enters 2015 fourth all-time in Patriots history in receptions (490), fifth in receiving yards (5,471) and tied for third in receiving touchdowns (50) ... Set the NFL's single-season reception record for a tight end in 1994 with 96 receptions (now tied for sixth) and still holds the franchise record for receptions by a tight end (490) ... Led the team in touchdown receptions for six consecutive seasons (1993-98) and led the team in receptions five times (1993-95, 1997-98) ... Ranks in the top 15 all time among NFL tight ends in receptions (11th) and touchdowns (12th) ... Named to the Patriots All-Time Team in 2009.

## COATES'S PATRIOTS STATISTICS

Years	G	Rec	Yds	Avg	Lg	TD	Years	G	Rec	Yds	Avg	Lg	TD	Years	G	Rec	Yds	Avg	Lg	TD
1991	16	10	95	9.5	17	1	1994	16	96	1174	12.2	62t	7	1997	16	66	737	11.2	35	8
1992	16	20	171	8.6	22t	3	1995	16	84	915	10.9	35	6	1998	14	67	668	10.0	33	6
1993	16	53	659	12.4	54t	8	1996	16	62	682	11.0	84t	9	1999	16	32	370	11.6	27	2
														N.E. Totals 142 490 5471 11.2 84t 50						

**Sam Cunningham ★ RB ★ USC**  
**Patriots Seasons (9): 1973-79, 81-82 ★ Pro Bowls (1)**  
**Patriots Hall of Fame 2010**

Sam Cunningham played for the Patriots for nine seasons, appearing in 107 games from 1973-79 and 81-82 ... Is the Patriots' all-time rushing leader with 5,453 yards and his 43 rushing touchdowns are second in team history to Jim Nance ... Cunningham's 49 overall touchdowns are fifth in team history ... Played a significant role in helping the Patriots set the NFL record for most rushing yards gained in a season with 3,165 yards in 1978 ... Joined the Patriots as a first-round draft pick in 1973 after an All-American career at USC ... Earned the nickname "Sam Bam" in college for his daring dives over goal-line pileups while leading USC to a national championship as a senior in 1972 ... Member of the Patriots 50th Anniversary Team and the 1970s All-Decade Team.



## CUNNINGHAM'S PATRIOTS STATISTICS

Years	G	Rush	Yds	Avg	Lg	TD	Years	G	Rush	Yds	Avg	Lg	TD	Years	G	Rush	Yds	Avg	Lg	TD
1973	14	155	516	3.3	25	4	1977	14	270	1015	3.8	31t	4	1982	6	9	21	2.3	4	0
1974	10	166	811	4.9	75t	9	1978	16	199	768	3.9	52t	8	N.E. Totals 107 1385 5453 3.9 75t 43						
1975	13	169	666	3.9	17	6	1979	12	159	563	3.5	27	5							
1976	11	172	824	4.8	24	3	1981	11	86	269	3.1	12	4							



**Bob Dee ★ DE ★ Holy Cross**  
**Patriots Seasons (8): 1960-67 ★ AFL All-Star Games (4)**  
**Patriots Hall of Fame 1993**

Dee played for the Patriots from 1960-67, never missing a game during his eight-year career and starting 112 consecutive games ... Scored the first touchdown in AFL history when he dove onto a fumble in the end zone in a preseason contest versus Buffalo on July 30, 1960 ... Voted to four AFL All-Star teams (1961, 1963-65) ... Named to the All-AFL 10 Year Anniversary Team in 1971 ... Recorded 27.5 sacks as a member of the Patriots.

## DEE'S PATRIOTS STATISTICS

Years	G	Sacks	Years	G	Sacks	Years	G	Sacks
1960	14	2.5	1963	14	7.0	1966	14	2.5
1961	14	5.5	1964	14	3.5	1967	14	2.5
1962	14	4.0	1965	14	0.0	<b>Totals</b>	<b>112</b>	<b>27.5</b>

# PATRIOTS HALL OF FAME BIOS

## Steve Grogan ★ QB ★ Kansas State

Patriots Seasons (16): 1975-90

Patriots Hall of Fame 1995



Grogan spent a franchise-record 16 seasons with the Patriots, from 1975-90 ... Finished his career as the Patriots all-time career passing leader with 26,886 yards ... Held a franchise record until 2007 with 182 career touchdown passes ... Rushed for 2,164 yards (4.9 avg.) ... His 35 rushing touchdowns rank fourth in team history ... Tied for fifth in franchise history with 12 rushing scores in a season (1976) ... Held a Patriots single-game record until 2007 with a 153.9 passer rating, achieved by completing 13-of-18 passes for 315 yards with five touchdowns and no interceptions vs. N.Y. Jets (9/9/79) ... Named to the Patriots 35th Anniversary Team in 1994.

### GROGAN'S PATRIOTS STATISTICS

Passing								Rushing			Passing								Rushing		
Years	G	Att	Comp	Yds	TD	Int	Rat.	Att	Yds	TD	Years	G	Att	Comp	Yds	TD	Int	Rat.	Att	Yds	TD
1975	13	274	139	1,976	11	18	60.4	30	110	3	1983	12	303	168	2,411	15	12	81.4	23	108	2
1976	14	302	145	1,903	18	20	60.4	60	397	12	1984	3	68	32	444	3	6	46.4	7	12	0
1977	14	305	160	2,162	17	21	65.2	61	324	1	1985	7	156	85	1,311	7	5	84.1	20	29	2
1978	16	362	181	2,824	15	23	63.6	81	539	5	1986	4	102	62	976	9	2	113.8	9	23	1
1979	16	423	206	3,286	28	20	77.4	64	368	2	1987	7	161	93	1,183	10	9	78.2	20	37	2
1980	12	306	175	2,475	18	22	73.1	30	112	1	1988	6	140	67	834	4	13	37.6	6	12	1
1981	8	216	117	1,859	7	16	63.0	12	49	2	1989	7	261	133	1,697	9	14	60.8	9	19	0
1982	6	122	66	930	7	4	84.4	9	42	1	1990	4	92	50	615	4	3	76.1	4	-5	0
<b>Totals</b>								<b>149</b>			<b>3,593 1,879 26,886 182 208 69.6</b>								<b>445 2,176 35</b>		

## Jim Lee Hunt ★ DT ★ Prairie View

Patriots Seasons (11): 1960-70 ★ AFL All-Star Games (4)  
Patriots Hall of Fame 1993



Hunt played from 1960-70 as an original member of the Patriots squad ... Played in 146 games during his 11-season Patriots career ... Voted to four AFL All-Star games (1961, 1966-67 and 1969) ... Voted the "best pass rushing tackle" by AFL scouts in 1967 ... Selected as a member of the All-AFL 10 Year Anniversary Team in 1971 ... Named to the Patriots 35th Anniversary Team in 1994 ... Named to the Patriots Team of the Century in 2000.

### HUNT'S PATRIOTS STATISTICS

Years	G	Sacks	Years	G	Sacks	Years	G	Sacks	Years	G	Sacks
1960	6	0.0	1963	14	0.0	1966	14	9.0	1969	14	3.5
1961	14	3.0	1964	14	2.5	1967	14	5.0	1970	14	2.5
1962	14	0.0	1965	14	3.0	1968	14	1.5	<b>Totals</b>	<b>146</b>	<b>29.0</b>

# PATRIOTS HALL OF FAME BIOS

## Ty Law ★ CB ★ Michigan Patriots Seasons (10): 1995-04 ★ Pro Bowls (4) ★ Patriots Hall of Fame 2014



Law spent 10 seasons with the Patriots (1995-2004) after joining the team as a first-round (23rd overall) draft pick out of Michigan in 1995 ... Law was a three-time Super Bowl Champion (XXXVI, XXXVIII, XXXIX), a four-time Pro Bowl player (1998, 2001, 2002, 2003) and a two-time All-Pro (1998, 2003) during his tenure with the Patriots ... Law tied Raymond Clayborn's career franchise-record with 36 interceptions and finished with the most interception-return yards in team history with 583 ... His six interceptions returned for touchdowns are also a franchise best ... Law had nine interceptions in 1998 to become the first Patriots player to lead the NFL in that category ... He was a playmaker who played some of his best games in the postseason ... He helped lead the Patriots to their first Super Bowl title in 2001 when he intercepted a Kurt Warner pass against the Rams and returned it 47 yards for a touchdown for the first points of the game ... In the 2003 AFC Championship Game, Law intercepted three Peyton Manning passes while leading the Patriots to a 24-14 victory over the Indianapolis Colts ... Law was part of a record-breaking Patriots defense in 2003 that led the NFL in five key categories: opponents points per game (14.9), interceptions (29), fewest touchdown receptions allowed (11), opponent's passer rating (56.2) and pass deflections (121) as the team captured its second Super Bowl title in a win over the Carolina Panthers ... Law is a member of the NFL's all-decade team for the 2000s as well as the Patriots' all-1990s and all-2000s decade teams. He was also selected to the Patriots 50th Anniversary Team.

### LAW'S PATRIOTS STATISTICS

Years	G	Interceptions				LG	TD
		No	Yds	Avg			
1995	14	3	47	15.7	38	0	
1996	13	3	45	15.0	38t	1	
1997	16	3	70	23.3	40	0	
1998	16	9	133	14.8	59t	1	
1999	13	2	20	10.0	27t	1	
2000	15	2	32	16.0	32	0	

Years	G	Interceptions				LG	TD
		No	Yds	Avg			
2001	16	3	91	30.3	46t	2	
2002	16	4	33	8.3	29	0	
2003	15	6	112	18.7	65t	1	
2004	7	1	0	0.0	0	0	
<b>Patriots Totals</b>	<b>140</b>	<b>36</b>	<b>583</b>	<b>16.2</b>	<b>65t</b>	<b>6</b>	

## Willie McGinest ★ DE/LB ★ Southern California Patriots Seasons (12): 1994-2005 ★ Pro Bowls (2) Patriots Hall of Fame 2015



Willie McGinest was the Patriots first-round draft pick in 1994 out of Southern California and was the first draft pick selected under the ownership of Robert Kraft ... Played 12 of his 15 NFL seasons with the Patriots and was one of the cornerstones of the team's success in winning the Super Bowl in the 2001, 2003 and 2004 seasons ... Ranks third in team history with 78 sacks and led the team in sacks six times, including a career high 11 in 1995 ... Owns the NFL record with 16 career postseason sacks and set the NFL mark for most sacks in a postseason game with 4½ in a 2005 Wild Card win vs. Jacksonville ... One of his most memorable plays came in a 2003 regular-season game when he stuffed Indianapolis running back

Edgerrin James on the goal line with 11 seconds remaining to preserve a 38-34 win over the Colts ... Was a versatile player, who played defensive end and linebacker and earned Pro Bowl honors in 1996 and 2003 ... The Patriots posted a winning record in nine of his 12 seasons, won the division six times, the AFC four times and the Super Bowl three times.

### MCGINEST'S PATRIOTS STATISTICS

Years	G	Sacks
1994	16	4.5
1995	16	11.0
1996	16	9.5
1997	11	2.0

Years	G	Sacks
1998	9	3.5
1999	16	9.0
2000	14	6.0
2001	11	6.0

Years	G	Sacks
2002	16	5.5
2003	14	5.5
2004	16	9.5
2005	16	6.0
<b>Totals</b>	<b>171</b>	<b>78.0</b>

# PATRIOTS HALL OF FAME BIOS



**Stanley Morgan ★ WR ★ Tennessee**  
**Patriots Seasons (13): 1977-89 ★ Pro Bowls (4)**  
**Patriots Hall of Fame 2007**

Played for the Patriots for 13 seasons from 1977-89 ... Entering the 2015 NFL season, his career average of 19.2 yards per catch is the best in NFL history among the 100 players with 500 or more career receptions ... Of the 21 wide receivers in the Pro Football Hall of Fame, only one has a higher yards-per-catch average (Paul Warfield, 20.8) ... Entering the 2015 season, is the Patriots' all-time leader in touchdowns (68 total - 67 receiving, 1 punt ret.), receiving yards (10,352) and 100-yard receiving games (38) ... His total of 534 receptions with the Patriots stood as a franchise record from 1984 to 2006 ... His 1,491 receiving yards in 1986 and his 12 receiving touchdowns in 1979 were franchise records until 2007 ... Was honored in an enshrinement ceremony at the Patriots Kickoff Gala at Gillette Stadium on Aug. 27, 2007 ... Named to the Patriots All-Time Team in 2009.

## MORGAN'S PATRIOTS STATISTICS

Years	G	Rec	Yds	Avg	Lg	TD	Years	G	Rec	Yds	Avg	Lg	TD	Years	G	Rec	Yds	Avg	Lg	TD					
1977	14	21	443	21.1	64t	3	1982	9	28	584	10.9	75t	3	1987	9	40	672	16.8	45	3					
1978	16	34	820	24.1	75t	5	1983	16	58	863	14.9	50t	2	1988	16	31	502	16.2	32	4					
1979	16	44	1002	22.8	63t	12	1984	13	38	709	18.7	76t	5	1989	10	28	486	17.4	55t	3					
1980	16	45	991	22.0	71	6	1985	15	39	760	19.5	50t	5	N.E. Totals						179	534	10352	19.4	76t	67
1981	13	44	1029	23.4	76t	6	1986	16	84	1491	17.8	44t	10												



**Jon Morris ★ C ★ Holy Cross**  
**Patriots Seasons (11): 1964-74 ★ AFL All-Star Games (6) ★ Pro Bowls (1)**  
**Patriots Hall of Fame 2011**

Jon Morris played 11 seasons for the Patriots, appearing in 130 games from 1964-74 ... Earned seven consecutive All-Star appearances with six AFL All-Star games (1964-69) and one Pro Bowl selection (1970) ... Seven league All-Star selections are third in Patriots history behind Pro Football Hall of Famer John Hannah (9) and Tom Brady (10) ... First Patriots' player to be selected to the NFL Pro Bowl ... Anchored an offensive line that opened holes for Jim Nance to amass a team-record 45 touchdowns from 1965-71 ... Named to the Patriots 50th Anniversary Team in 2009 as the center ... Member of the 1960s All-Decade Team.

# PATRIOTS HALL OF FAME BIOS

## Jim Nance ★ FB ★ Syracuse

**Patriots Seasons (7): 1965-71 ★ 1966 AFL MVP ★ AFL All-Star Games (2)**  
**Patriots Hall of Fame 2009**



Played for the Patriots for seven seasons from 1965-71 ... Named the 1966 AFL Most Valuable Player ... Holds the Patriots career record with 45 rushing touchdowns, and his 5,323 career rushing yards rank second on the team's all-time list entering 2015 ... His 1,458 rushing yards in 1966 are the third-highest single-season total in team history and stood as the team record for 38 years (1966-2004) ... His average of 104.1 rushing yards per game in 1966 remain a single-season Patriots record ... His 1,458 rushing yards in 1966 were the most in the 10-year history of the AFL and his 1,216 rushing yards in 1967 were the second most in AFL history ... Also played one season for the New York Jets (1973) and two seasons in the World Football League (1974-75) ... In 2009 became the first running back elected to the Patriots Hall of Fame ... Named to the Patriots All-Time Team in 2009.

### NANCE'S PATRIOTS STATISTICS

Years	G	Rush	Yds	Avg	Lg	TD	Years	G	Rush	Yds	Avg	Lg	TD	Years	G	Rush	Yds	Avg	Lg	TD
1965	14	111	321	2.9	20	5	1968	12	177	593	3.4	30t	4	1971	14	129	463	3.6	50t	5
1966	14	299	1458	4.9	65	11	1969	14	193	750	3.9	43	6	N.E. Totals 94						1323 5323 4.0 65 45
1967	14	269	1216	4.5	53	7	1970	13	145	522	3.6	21	7							



## Steve Nelson ★ LB ★ North Dakota State

**Patriots Seasons (14): 1974-87 ★ Pro Bowls (3)**  
**Patriots Hall of Fame 1993**

Nelson spent his entire 14-season career with the Patriots, from 1974-87 ... Played in 174 games as a Patriot ... Voted to three NFL Pro Bowls (1981, 1985-86) ... Led the team in tackles in eight of his 14 seasons ... Recorded over 100 tackles nine times in his career and finished with 1,776 total tackles (10.2 avg. per game) ... Posted a career-high 207 stops in 1984, ranking second in franchise history ... Named to the Patriots 35th Anniversary Team in 1994 ... Named to the Patriots Team of the Century in 2000 ... Named to the Patriots All-Time Team in 2009.


### NELSON'S PATRIOTS STATISTICS

Years	G	TT	UT	Sack	Int	Yds	Years	G	TT	UT	Sack	Int	Yds	Years	G	TT	UT	Sack	Int	Yds
1974	11	79	58	0	0	0	1979	15	135	85	2	1	18	1984	16	207	71	3.5	1	0
1975	14	157	118	2	2	8	1980	16	186	116	0	3	37	1985	15	149	74	2	0	0
1976	10	91	57	1	2	32	1981	12	126	62	0	0	0	1986	10	70	36	1	2	21
1977	13	134	90	4.5	0	0	1982	9	130	45	0	0	0	1987	11	99	35	0	0	0
1978	14	115	75	1	5	104	1983	8	98	30	1	1	6	Totals 174						1,776 952 18 17 226

## Vito "Babe" Parilli ★ QB ★ Kentucky

**Patriots Seasons (7): 1961-67 ★ AFL All-Star Games (3)**  
**Patriots Hall of Fame 1993**

Parilli played in 94 games for the Patriots from 1961-67 ... Threw for over 20,000 yards during his NFL career ... Voted to three AFL All-Star teams (1963-64 and 1966) and earned the AFL's Comeback Player of the Year Award in 1966 ... Named to the All-AFL 10 Year Anniversary Team in 1971 ... His 31 touchdown passes in 1964 were a team record until 2007 ... Enters the 2015 season ranked fourth on the Patriots all-time career passing list with 16,747 yards and fourth with 132 touchdowns on 2,413 attempts ... Ranks fourth on the Patriots' career completion list with 1,140.



### PARILLI'S PATRIOTS STATISTICS

Years	G	Att	Comp	Yds	TD	Int	Rat.	Years	G	Att	Comp	Yds	TD	Int	Rat.
1961	14	198	104	1,314	13	9	76.5	1965	14	426	173	2,597	18	26	50.0
1962	10	253	140	1,988	18	8	91.5	1966	14	382	181	2,721	20	20	66.9
1963	14	337	153	2,345	13	24	52.1	1967	14	344	161	2,317	19	24	58.5
1964	14	473	228	3,465	31	27	70.8	<b>Totals</b>	<b>94</b>	<b>2,413</b>	<b>1,140</b>	<b>16,747</b>	<b>132</b>	<b>138</b>	<b>64.8</b>



# PATRIOTS HALL OF FAME BIOS

## CONTRIBUTORS



**William H. "Billy" Sullivan, Jr. ★ Founder**  
**Patriots Hall of Fame 2009**

On the occasion of the Patriots' 50th anniversary season in 2009, one of Robert Kraft's first announcements was the induction of the team's founder, William H. "Billy" Sullivan, Jr., into the team's Hall of Fame. Sullivan became the first non-player to be inducted into The Hall. On Nov. 16, 1959, William H. Sullivan, Jr. was awarded the eighth and final charter franchise of the American Football League ... Sullivan, with nine other investors, sold non-voting public stock in the franchise to raise capital to help post the franchise fee of \$25,000 ... In 1975, Sullivan purchased additional stock to become majority owner, and in 1976, he purchased all the remaining non-voting stock in the team ... In 1983, Schaefer Stadium was renamed Sullivan Stadium to honor Sullivan's contributions to the franchise ... Sullivan owned the Patriots through 1988, when he sold the franchise to Victor Kiam.

**Gil Santos ★ Radio Broadcaster**  
**Patriots Hall of Fame 2013**

During a pregame ceremony to honor Gil Santos and Gino Cappelletti prior to the 2012 regular season finale, Patriots Chairman and CEO Robert Kraft announced that Santos, the legendary Voice of the New England Patriots, would be a 2013 inductee into the Patriots Hall of Fame ... Santos, who valiantly overcame life-threatening health complications early in 2012 to return to the broadcast booth, announced his intention to retire after the 2012 season ... For 36 seasons, spanning five decades, he earned the moniker "Voice of the New England Patriots." ... In 36 seasons, he missed just one game, a preseason game in 1971 ... Santos called the action for 745 career Patriots games ... Santos began calling games for the Boston Patriots at Fenway Park in 1966 ... For the first five seasons, he provided color analysis alongside veteran play-by-play man Bob Starr ... When the team moved to Foxborough in 1971, Santos moved into his current role as play-by-play voice of the Patriots (1971-79) ... WBZ lost the Patriots radio rights in the 1980s, but got them back in 1991 and returned Santos to his natural position as Voice of the New England Patriots, a position he held for 22 seasons.



# PATRIOTS ALL-DECADE TEAMS

In 2009, on the occasion of the Patriots' 50th Anniversary Season, the Patriots Hall of Fame Selection Committee selected all-decade teams to represent the greatest players from each decade in team history. The 1960s All-Decade Team was previously chosen in 1971 as the Patriots' 10th Anniversary Team. The 2000s All-Decade Team was chosen in 2010, and subsequent all-decade teams will be selected upon the conclusion of each decade.

## 2000s ALL-DECADE TEAM

### OFFENSE

OT	Nick Kaczur	2005-09
OT	Matt Light	2001-11
G	Joe Andruzzi	2000-04
G	Logan Mankins	2005-13
C	Dan Koppen	2003-11
TE	Daniel Graham	2002-06
WR	Troy Brown	1993-07
WR	Randy Moss	2007-10
WR	Wes Welker	2007-12
QB	Tom Brady	2000-present
RB	Corey Dillon	2004-06

### DEFENSE

DE	Richard Seymour	2001-08
DE	Ty Warren	2003-09
NT	Vince Wilfork	2004-14
OLB	Willie McGinest	1994-05
OLB	Mike Vrabel	2001-08
ILB	Tedy Bruschi	1996-08
ILB	Roman Phfer	2001-04
CB	Ty Law	1995-04
CB	Asante Samuel	2003-07
S	Rodney Harrison	2003-08
S	Lawyer Milloy	1996-02

### SPECIAL TEAMS

K	Adam Vinatieri	1996-05
P	Josh Miller	2004-06
Ret	Kevin Faulk	1999-11
SpT	Larry Izzo	2001-08

### Head Coach

Bill Belichick	2000-present
----------------	--------------

## 1990s ALL-DECADE TEAM

### OFFENSE

OT	Bruce Armstrong	1987-00
OT	Pat Harlow	1991-95
G	Todd Rucci	1993-99
G	Max Lane	1994-00
C	Dave Wohlabaugh	1995-98
TE	Ben Coates	1991-99
WR	Terry Glenn	1996-01
WR	Shawn Jefferson	1996-99
QB	Drew Bledsoe	1993-01
RB	Curtis Martin	1995-97
RB	Leonard Russell	1991-93

### DEFENSE

DE	Willie McGinest	1994-05
DE	Brent Williams	1986-93
NT	Tim Goad	1988-94
OLB	Andre Tippett	1982-93
OLB	Chris Slade	1993-00
ILB	Vincent Brown	1988-95
ILB	Ted Johnson	1995-04
CB	Maurice Hurst	1989-95
CB	Ty Law	1995-04
S	Willie Clay	1996-98
S	Lawyer Milloy	1996-02

### SPECIAL TEAMS

K	Adam Vinatieri	1996-05
P	Tom Tupa	1996-98
Ret	Dave Meggett	1995-97
SpT	Larry Whigham	1994-00

### Head Coach

Bill Parcells	1993-96
---------------	---------

## 1980s ALL-DECADE TEAM

### OFFENSE

OT	Bruce Armstrong	1987-00
OT	Brian Holloway	1981-86
G	John Hannah	1973-85
G	Ron Wooten	1982-88
C	Pete Brock	1976-87
TE	Lin Dawson	1981-90
WR	Irving Fryar	1984-92
WR	Stanley Morgan	1977-89
QB	Steve Grogan	1975-90
RB	Tony Collins	1981-87
RB	Craig James	1984-88

### DEFENSE

DE	Julius Adams	1971-87
DE	Garin Veris	1985-91
NT	Richard Bishop	1976-81
OLB	Andre Tippett	1982-93
OLB	Don Blackmon	1981-87
ILB	Steve Nelson	1974-87
ILB	Johnny Rembert	1983-92
CB	Raymond Clayborn	1977-89
CB	Ronnie Lippett	1983-91
S	Roland James	1980-90
S	Fred Marion	1982-91

### SPECIAL TEAMS

K	Tony Franklin	1984-87
P	Rich Camarillo	1981-87
Ret	Irving Fryar	1984-92
SpT	Mosi Tatupu	1978-90

### Head Coach

Raymond Berry	1984-89
---------------	---------

## 1970s ALL-DECADE TEAM

### OFFENSE

OT	Leon Gray	1973-78
OT	Tom Neville	1965-77
G	John Hannah	1974-85
G	Sam Adams	1972-80
C	Bill Lenkaitis	1971-81
TE	Russ Francis	1975-80, 87-88
WR	Stanley Morgan	1977-89
WR	Randy Vataha	1971-76
QB	Steve Grogan	1975-90
RB	Sam Cunningham	1973-79, 81-82
RB	Andy Johnson	1974-81

### DEFENSE

DE	Julius Adams	1971-87
DE	Tony McGee	1974-81
NT	Ray Hamilton	1973-81
OLB	Steve Zabel	1975-78
OLB	Steve King	1973-81
ILB	Steve Nelson	1974-87
ILB	Sam Hunt	1974-79
CB	Raymond Clayborn	1977-89
CB	Mike Haynes	1976-82
S	Tim Fox	1976-81
S	Prentice McCray	1974-80

### SPECIAL TEAMS

K	John Smith	1974-83
P	Mike Patrick	1975-78
Ret	Mack Herron	1973-75
SpT	Mosi Tatupu	1978-90

### Head Coach

Chuck Fairbanks	1973-78
-----------------	---------

## 1960s ALL-DECADE TEAM

### OFFENSE

OT	Charlie Long	1961-69
OT	Tom Neville	1965-77
G	Billy Neighbors	1962-65
G	Lennie St. Jean	1964-73
C	Jon Morris	1964-74
TE	Jim Whalen	1965-69
WR	Jim Colclough	1960-68
WR	Art Graham	1963-69
QB	Vito "Babe" Parilli	1961-67
RB	Larry Garron	1960-68
RB	Jim Nance	1965-71

### DEFENSE

DE	Bob Dee	1960-67
DE	Larry Eisenhauer	1961-69
DT	Houston Antwine	1961-71
DT	Jim Lee Hunt	1960-71
OLB	Tom Addison	1960-67
OLB	Ed Philpott	1966-71
MLB	Nick Buoniconti	1962-68
CB	Chuck Shonta	1960-67
CB	Daryl Johnson	1968-71
S	Don Webb	1962-71
S	Ron Hall	1961-67

### SPECIAL TEAMS

K	Gino Cappelletti	1960-70
P	Tom Yewcic	1961-67
Ret	Larry Garron	1960-68
SpT	Don Webb	1962-71

### Head Coach

Mike Holovak	1961-68
--------------	---------

# PATRIOTS 50TH ANNIVERSARY TEAM



*In recognition of the 50th anniversary season, the Patriots' Hall of Fame nominating committee selected an All-Time Team recognizing the greatest players at each position to play for the Patriots over 50 years.*

**HEAD COACH:** Bill Belichick

**HONORARY OFFENSIVE CAPTAIN:** Gino Cappelletti

**HONORARY DEFENSIVE CAPTAIN:** Tedy Bruschi

## ALL-TIME OFFENSE

Bruce Armstrong	Tackle
Matt Light	Tackle
John Hannah	Guard
Logan Mankins	Guard
Jon Morris	Center
Ben Coates	Tight End
Stanley Morgan	Wide Receiver
Troy Brown	Wide Receiver
Irving Fryar	Wide Receiver
Tom Brady	Quarterback
Jim Nance	Running Back
Sam Cunningham	Running Back

## ALL-TIME DEFENSE

Julius Adams	Defensive End
Richard Seymour	Defensive End
Houston Antwine	Defensive Tackle
Vince Wilfork	Defensive Tackle
Andre Tippett	Outside Linebacker
Mike Vrabel	Outside Linebacker
Steve Nelson	Inside Linebacker
Nick Buoniconti	Inside Linebacker
Mike Haynes	Cornerback
Ty Law	Cornerback
Fred Marion	Safety
Rodney Harrison	Safety

## ALL-TIME SPECIALISTS

Adam Vinatieri	Place Kicker	Rich Camarillo	Punter
Kevin Faulk	Returner	Mosi Tatupu	Special Teams



The Patriots' 50th Anniversary Team was recognized during halftime of the Patriots' 2009 home-opener against the Buffalo Bills on September 14.



# PATRIOTS IN THE PRO BOWL

Includes AFL All-Star Games (1960-1970), AFC-NFC Pro Bowls (1971-2012) and NFL Pro Bowl (2013-15)

<b>1960 (4)</b> No game played LB Tom Addison (1) DB Ross O'Hanley (1) DE Bob Dee (1) G Charlie Leo (1)	<b>1961 (7)</b> LB Tom Addison (2) DB Fred Bruney (1) WR Gino Cappelletti (1) DE Bob Dee (2) HB Larry Garron (1) DT Jim Hunt (1) G Charlie Leo (2)	<b>1962 (6)</b> LB Tom Addison (3) DB Fred Bruney (2) WR Larry Eisenhauer (1) WR Jim Colclough (1) DB Dick Felt (1) T Charlie Long (1)	<b>1963 (11)</b> LB Tom Addison (4) DT Houston Antwine (1) LB Nick Buoniconti (1) WR Gino Cappelletti (2) DE Bob Dee (3) DE Larry Eisenhauer (2) FB Larry Garron (2) DB Ron Hall (1) G Charlie Long (2) G Billy Neighbors (1) QB Babe Parilli (1)	<b>1964 (9)</b> LB Tom Addison (5) DT Houston Antwine (2) LB Nick Buoniconti (3) WR/K Gino Cappelletti (3) DE Bob Dee (3) DE Larry Eisenhauer (3) RB Larry Garron (3) C Jon Morris (1) QB Babe Parilli (2)	<b>1965 (4)</b> DT Houston Antwine (3) LB Nick Buoniconti (3) DE Bob Dee (4) C Jon Morris (2)	<b>1966 (11)</b> DT Houston Antwine (4) LB Nick Buoniconti (4) WR/K Gino Cappelletti (4) DE Larry Eisenhauer (4) DT Jim Lee Hunt (2) C Jon Morris (3) FB Jim Nance (1) T Tom Neville (1) QB Babe Parilli (3) DB Chuck Shonta (1) G Len St. Jean (1)	<b>1967 (7)</b> DT Houston Antwine (5) LB Nick Buoniconti (5) RB Larry Garron (4) DT Jim Lee Hunt (3) C Jon Morris (4) FB Jim Nance (2) T Don Oakes (1)	<b>1968 (5)</b> DT Houston Antwine (6) WR/K Gino Cappelletti (5) CB Leroy Mitchell (1) C Jon Morris (5)	<b>1969 (6)</b> T Tom Neville (2) RB Carl Garrett (1) DT Jim Lee Hunt (4) C Jon Morris (6) WR Ron Sellers (1) QB Mike Taliaferro (1) S Don Webb (1)	<b>1970 (1)</b> C Jon Morris (7) <b>1971-75 (0)</b> None <b>1976 (4)</b> TE Russ Francis (1) T Leon Gray (1) G John Hannah (1) CB Mike Haynes (1) <b>1977 (2)</b> TE Russ Francis (2) CB Mike Haynes (2) <b>1978 (5)</b> FB Sam Cunningham (1) TE Russ Francis (3) T Leon Gray (2) G John Hannah (2) CB Mike Haynes (3) <b>1979 (3)</b> G John Hannah (3) CB Mike Haynes (4) WR Stanley Morgan (1) <b>1980 (7)</b> DE Julius Adams (1) FS Tim Fox (1) G John Hannah (4) CB Mike Haynes (5) WR Stanley Morgan (2) LB Steve Nelson (1) PK John Smith (1)	<b>1981 (1)</b> G John Hannah (5) <b>1982 (2)</b> G John Hannah (6) CB Mike Haynes (6) <b>1983 (5)</b> P Rich Camarillo (1) RB Ray Clayborn (1) CB Tony Collins (1) G John Hannah (7) T Brian Holloway (1) <b>1984 (4)</b> G John Hannah (8) T Brian Holloway (2) LB Steve Nelson (2) LB Andre Tippett (1) <b>1985 (8)</b> CB Ray Clayborn (2) RT Irving Fryar (1) G John Hannah (9) T Brian Holloway (3) RB Craig James (1) FS Fred Marion (1) LB Steve Nelson (3) LB Andre Tippett (2) <b>1986 (5)</b> CB Ray Clayborn (3) K Tony Franklin (1) WR Stanley Morgan (3) SoT Mosi Tatupu (1) LB Andre Tippett (3) <b>1987 (2)</b> WR Stanley Morgan (4) LB Andre Tippett (4) <b>1988 (3)</b>	<b>1989 (1)</b> LB Johnny Rembert (2) <b>1990 (1)</b> T Bruce Armstrong (1) <b>1991 (2)</b> T Bruce Armstrong (2) TE Marv Cook (1) <b>1992 (1)</b> TE Marv Cook (2) <b>1993 (0)</b> None <b>1994 (3)</b> T Bruce Armstrong (3) QB Drew Bledsoe (1) TE Ben Coates (1) <b>1995 (3)</b> T Bruce Armstrong (4) TE Ben Coates (2) RB Curtis Martin (1) <b>1996 (6)</b> T Bruce Armstrong (5) QB Drew Bledsoe (2) TE Ben Coates (3) RB Curtis Martin (2) DE Willie McGinest (1) KR David Meggett (1) <b>1997 (5)</b> T Bruce Armstrong (6) QB Drew Bledsoe (3) TE Ben Coates (4) LB Chris Slade (1) SpT Larry Whigham (1) <b>1998 (3)</b> TE Ben Coates (5) CB Ty Law (1) S Lawyer Milloy (1) <b>1999 (2)</b> WR Terry Glenn (1) S Lawyer Milloy (2) <b>2000 (0)</b> None <b>2001 (4)</b> QB Tom Brady (1) WR Troy Brown (1) CB Ty Law (2) S Lawyer Milloy (3) <b>2002 (6)</b> SpT Larry Izzo (2) S Lawyer Milloy (4) CB Ty Law (3) DT Richard Seymour (1) K Adam Vinatieri (1) C Damien Woody (1) <b>2003 (3)</b> CB Ty Law (4) LB Willie McGinest (2) DT Richard Seymour (2) <b>2004 (5)</b> QB Tom Brady (2) LB Tedy Bruschi (1) SpT Larry Izzo (3) DT Richard Seymour (3) K Adam Vinatieri (2) <b>2005 (2)</b> QB Tom Brady (3) DT Richard Seymour (4) <b>2006 (2)</b> T Matt Light (1) DT Richard Seymour (5) <b>2007 (8)</b>	<b>QB Tom Brady (4)</b> C Dan Koppen (1) T Matt Light (2) G Logan Mankins (1) WR Randy Moss (6) CB Asante Samuel (1) LB Mike Vrabel (1) NT Vince Wilfork (1) <b>2008 (2)</b> K Stephen Gostkowski (1) WR Wes Welker (1) <b>2009 (5)</b> QB Tom Brady (5) G Logan Mankins (2) S Brandon Meriweather (1) WR Wes Welker (2) NT Vince Wilfork (2) <b>2010 (8)</b> QB Tom Brady (6) LT Matt Light (3) G Logan Mankins (3) LB Jerod Mayo (1) CB Devin McCourty (1) S Brandon Meriweather (2) WR Wes Welker (3) NT Vince Wilfork (3) <b>2011 (8)</b> QB Tom Brady (7) DE Andre Carter (1) TE Rob Gronkowski (1) G Logan Mankins (4) ST Matthew Slater (1) G Brian Waters (6) WR Wes Welker (4) NT Vince Wilfork (4) <b>2012 (7)</b> QB Tom Brady (8) TE Rob Gronkowski (2) G Logan Mankins (5) LB Jerod Mayo (2) ST Matthew Slater (2) WR Wes Welker (5) NT Vince Wilfork (5) <b>2013 (5)</b> QB Tom Brady (9) K Stephen Gostkowski (2) G Logan Mankins (6) ST Matthew Slater (3) CB Aqib Talib (1) <b>2014 (7)</b> QB Tom Brady (10) WR Julian Edelman (1) K Stephen Gostkowski (3) TE Rob Gronkowski (3) S Devin McCourty (2) CB Darrelle Revis (6) ST Matthew Slater (4) <b>2015 (7)</b> QB Tom Brady (11) CB Malcolm Butler (1) LB James Collins (1) K Stephen Gostkowski (4) TE Rob Gronkowski (4) DE Chandler Jones (1) ST Matthew Slater (5)
--	---	--	--	---	---	--	--	---	--	---	--	---	--

## PATRIOTS PRO BOWL RECORDS

### MOST APPEARANCES

11	Tom Brady (2001, 2004-05, 2007, 2009-15)
9	John Hannah (1976, 1978-85)
7	Jon Morris (1964-1970)
6	Logan Mankins (2007, 2009-13)
6	Houston Antwine (1963-68)
6	Bruce Armstrong (1990-91, 1994-97)
6	Mike Haynes (1976-80, 1982)

### MOST CONSECUTIVE APPEARANCES

8	John Hannah (1978-85)
7	Jon Morris (1964-70)
7	Tom Brady (2009-15)
6	Houston Antwine (1963-68)
5	Logan Mankins (2009-13)
5	Wes Welker (2008-12)
5	Ben Coates (1994-98)
5	Mike Haynes (1976-80)
5	Richard Seymour (2002-06)
5	Andre Tippett (1984-88)
5	Matthew Slater (2011-2015)

NOTE: The year indicates the season in which the player was selected for Pro Bowl participation, but the game itself is played the following January or February. For example, players selected in the 2013 season played in the 2014 Pro Bowl, but are listed under 2013.

# HISTORICAL TIMELINE: 1959-70

## 1959

- Nov. 16 American Football League's eighth and final franchise is awarded to William H. Sullivan, Jr.
- Nov. 22 Northwestern RB Ron Burton is selected as first draft choice and Syracuse RB Gerhardt Schwedes is made first territorial choice.
- Dec. Mike Holovak is named director of player personnel. He is the first executive hired.
- Dec. 20 Clemson QB Harvey White becomes the first player to sign a Boston Patriots contract.

## 1960

- Feb. 8 Lou Saban is appointed first head coach.
- Feb. 20 As the result of a public contest, the team nickname of Patriots is chosen. The Patriots also announce that the team colors will be red, white and blue.
- April 1 Boston University Field is named as the Patriots first home.
- April 2 Patriots become first pro team in history to issue public stock.
- April 19 Uniformed Patriot centering football (creative work of cartoonist Phil Bissell) is adopted as team logo.
- July 4 Team opens first training camp at the University of Massachusetts, 350 players attended.
- Aug. 14 Patriots play their first home game, a 24-14 preseason loss to the Dallas Texans before 11,000 fans at Harvard Stadium.
- Sept. 9 In their first regular season game, the Patriots open with a 13-10 loss to Denver at BU Field before a crowd of 21,597.
- Sept. 16 DB Chuck Shonta recovered a fumble on the final play of the game and ran for a touchdown to give the Patriots their first victory with a 28-24 advantage over the N.Y. Titans at the Polo Grounds in New York.
- Nov. 25 The Patriots host the Houston Oilers in front of 27,123 fans at BU Field, recording the first sellout in the history of the AFL.

## 1961

- Oct. 10 Mike Holovak replaces Lou Saban as head coach.
- Dec. 17 The Patriots ended the season with a 41-0 shutout over San Diego to finish with a 9-4-1 record, second in the AFL Eastern Division.

## 1962

- Sept. 16 Opened the season at Harvard Stadium and beat the Houston Oilers, 34-21. The Patriots played the remainder of their games at Boston University Field.
- Dec. 12 The Oakland Raiders claim one of the AFL's most shocking upsets with a 20-0 victory over the Patriots in the season finale. It was the Raiders' only victory of the season and knocked the Patriots out of championship contention.

## 1963

- Oct. 11 Patriots play their first game in Fenway Park and beat Oakland, 20-14.
- Dec. 28 With a 26-8 victory over Buffalo, the Patriots win the AFL's Eastern Division title in the league's only season-ending tie-breaker game.

## 1964

- Jan. 5 The Patriots fall in the AFL title game, 51-10,



In the AFL's first ever preseason game on July 30, 1960, the Patriots defeat Buffalo 28-7 at War Memorial Stadium. Patriots DE Bob Dee (above) recovered a fumble for the league's first touchdown.

## 1964 (Cont.)

- to the Chargers in San Diego.
- Oct. 4 Gino Cappelletti boots six field goals in a win at Denver, setting the team's single-game record.
- Dec. 20 Gino Cappelletti finished the season with 155 total points, an AFL record and ranks 13th in NFL history. He won AFL MVP honors.

## 1966

- Rommie Loudd becomes the first African-American assistant coach in the AFL when Mike Holovak adds him to the Patriots coaching staff prior to the 1966 season. The following season, Loudd was named director of player personnel.
- Dec. 17 Jim Nance rushes for 78 yards against the N.Y. Jets in the season finale giving him 1,458 yards rushing for the season, a Patriots single-season team record until 1995. Nance was later honored with the league's Most Valuable Player award.

## 1967

- Aug. 13 Patriots played the Baltimore Colts of the NFL in a preseason game. It was the first time the Patriots had played an NFL team. The Patriots lost the game 33-3.
- Dec. 17 Jim Nance finishes the season with 1,216 yards rushing and becomes the first player in AFL history to rush for over 1,000 yards in back-to-back seasons.

## 1968

- Nov. 10 Gino Cappelletti became the first player in AFL history to score more than 1,000 points in his career, reaching the milestone on a 19-yard touchdown catch vs. San Diego.

## 1969

- Jan. 30 Patriots appoint Clive Rush as vice president and head coach.

## 1970

- Feb. 1 The AFL and NFL announce a merger, forming a common league with 26 teams, 13 in the American Football Conference and 13 in the National Football Conference.



# HISTORICAL TIMELINE: 1970-82

## 1970 (Cont.)

- April 4 Foxborough selected as the new playing site for the Patriots.
- Sept. 23 Official ground-breaking ceremonies begin for the construction of the Patriots new stadium in Foxborough. The stadium opened nearly one year later.
- Nov. 12 John Mazur replaces Clive Rush as head coach.

## 1971

- Mar. 22 The Boston Patriots are renamed the New England Patriots.
- Aug. 15 The Patriots make their debut at Schaefer Stadium in Foxborough. Gino Cappelletti kicked a 36-yard field goal for the first points scored in the stadium as the Patriots topped the N.Y. Giants, 20-14, before 60,423 fans.



**The Patriots played their first game at Schaefer Stadium in 1971 in front of 60,423 fans.**

## 1972

- Feb. 17 The Patriots made financial history by paying first cash dividend of 15 cents per share.

## 1973

- Jan. 26 Chuck Fairbanks is named head coach and general manager.
- Jan. 30 The Patriots solidify their franchise for years to come when they select John Hannah (4th overall), RB Sam Cunningham (11th) and WR Darryl Stingley (19th) in the first round of the 1973 draft.

## 1975

- Nov. 7 President William H. Sullivan, Jr. became the first majority owner in club history when he purchased additional voting stock to give him 88 percent of the franchise's voting stock.

## 1976

- July 10 Patriots open their training camp for the first time at Bryant College in Smithfield, R.I. after spending the summers of 1969-75 at UMass-Amherst.
- Dec. 5 Patriots defeat New Orleans, 27-6, at Foxboro to qualify for their first NFL playoff appearance and their first playoff appearance since the 1963 AFL Championship game.
- Dec. 8 Non-voting stockholders approve offer of \$15 per share made by Billy Sullivan to purchase all non-voting stock.
- Dec. 18 Lost AFC divisional playoff game to the eventual Super Bowl Champion Oakland Raiders, 24-21, in the final 10 seconds of the game.

## 1977

- Aug. 20 Work completed on installation of new surface (Super Turf) in Schaefer Stadium.

## 1978

- Dec. 10 Patriots clinch their first outright divisional championship in the club's history with a last-minute 26-24 victory over Buffalo at home.
- Dec. 31 Patriots lose 31-14 to Houston in first playoff game ever played in Foxborough.

## 1979

- April 2 Patriots announce that head coach and general manager Chuck Fairbanks has been released from his contract to assume duties as head football coach at the University of Colorado.
- April 6 Francis "Bucko" Kilroy named general manager and former Patriots offensive coordinator Ron Erhardt is named head coach.
- Sept. 3 Former wide receiver Darryl Stingley is named Executive Director of Player Personnel.
- Dec. 16 In a 27-23 victory over the Minnesota Vikings to close out the 1979 regular season, WR's Harold Jackson and Stanley Morgan became the first and second players in Patriots history to surpass the 1,000-yard receiving single-season mark. Jackson finished the 1979 campaign with 1,013 yards and Morgan totaled 1,002.

## 1980

- Feb. 25 Paul Sonnabend resigns as Executive Director of the NFL Management Council and is appointed as Vice President and a member of the Board of Directors of the Patriots.
- April 8 William H. "Billy" Sullivan, Jr., President of the Patriots, is re-elected as Chairman of the Board of NFL Properties.

## 1981

- Nov. 29 RB Sam Cunningham, with 35 yards on nine carries against St. Louis at Foxboro, surpasses Jim Nance (5,323 yards on 1,323 carries) as the Patriots all-time career rushing leader.

## 1982

- Jan. 15 Ron Meyer, head coach at Southern Methodist University from 1976-81, is named the eighth head coach in club history.
- Dec. 12 The Patriots defeat the Miami Dolphins, 3-0, in the "Snow Plow Game." Mark Henderson used a snow plow to clear a kicking surface on the Schaefer Stadium turf for John Smith. Smith then connected on a 33-yard field goal which would be the only scoring of the game.



# HISTORICAL TIMELINE: 1983-86

## 1983

- Jan. 8 In their first playoff appearance since 1978, the Patriots lose to the eventual AFC Champion Miami Dolphins at the Orange Bowl, 28-13.
- Feb. 16 General manager Bucko Kilroy is promoted to the position of Vice President and Patrick Sullivan, assistant general manager for four years, is named general manager.
- May 23 Schaefer Stadium is renamed Sullivan Stadium in honor of the founder and driving force behind the Patriots franchise, William H. "Billy" Sullivan, Jr.
- June 29 Sullivan Stadium is officially rededicated and the Boston Pops perform a concert in the stadium that is free to the public.

## 1984

- June 1 The Patriots organize a fan advisory board, a group of season ticket holders who will help advise the Patriots on how to make Sullivan Stadium a more exciting and more pleasant place to bring a family to watch an NFL game.
- June 5 In the first-ever NFL Supplemental Draft, the Patriots select slotback Ricky Sanders of the Houston Gamblers, running back Eric Jordan of the Oakland Invaders and quarterback Walter Lewis of the Memphis Showboats.
- Oct. 25 Hall of Fame receiver Raymond Berry is named the head coach of the Patriots, replacing Ron Meyer. Berry, a former Patriots assistant coach, becomes the team's ninth head coach.

## 1985

- Oct. 13 Raymond Clayborn establishes a new team record for consecutive starts by starting his 111th straight game. Ray Hamilton had the old mark of 110 (set Sept. 16, 1973 to Oct. 26, 1980). Clayborn celebrated the record-setting day by scoring his first professional touchdown on a 27-yard interception return vs. Buffalo.
- Dec. 28 The Patriots defeated the New York Jets, 26-14, at The Meadowlands (East Rutherford,



Patriots head coach Raymond Berry was carried off the field by his players after the Patriots defeated the Miami Dolphins, 31-14, in the 1985 AFC Championship Game, advancing to Super Bowl XX.

## 1985 (Cont.)

N.J.) in the AFC wild-card game. With the victory, the Patriots won their first NFL playoff game (the Patriots were 0-3 in the NFL playoffs prior to the game).

## 1986

- Jan. 12 The Patriots defeated the Miami Dolphins, 31-14, to claim their first AFC Championship in team history. In doing so, the Patriots ended an 18-game losing streak at the Orange Bowl that began in 1967. Raymond Berry became the first Patriots head coach to lead his team to the Super Bowl.
- Jan. 26 The Patriots reach the Super Bowl for the first time in team history, playing the Chicago Bears in Super Bowl XX in the Louisiana Superdome in New Orleans. The Bears won the game, 46-10.



- Jan. 27 Defensive end Julius Adams retires after 15 years (all with the Patriots). He was the oldest active defensive lineman in the league at age 37 when he retired, and held the team record until 2000 with 210 games played.
- June 12 Coach Raymond Berry, who led the Patriots to the AFC Championship and Super Bowl XX in his first full season as the team's head coach, signs new five-year contract.
- June 30 John Hannah, who was selected to the Pro Bowl a team record nine times, announces his retirement. He retires after starting 183 games, a team record until 1999.
- Sept. 7 1985 AFC Championship banner is raised at Sullivan Stadium in pregame ceremony prior to the season opener vs. Indianapolis. The banner is 10 feet wide and 15 feet long. Mr. William H. "Billy" Sullivan, Jr. is joined by the governors from each of the New England states.
- Sept. 21 QB Tony Eason throws for a then team-record 414 yards. The Patriots lose to Seattle, 38-31, in the game played in Foxboro. Eason was 26-of-45 with three touchdowns and no interceptions.
- Dec. 7 WR Stanley Morgan establishes a new team record for catches in one season with his 67th catch (had five catches on the day). Morgan, who finished the season with 84 catches, broke Derrick Ramsey's previous mark of 66 catches, set in 1984.
- Dec. 31 NEP Partners purchase a three-year option to buy the Patriots.

# HISTORICAL TIMELINE: 1987-94

## 1987

- Nov. 29 Cornerback Raymond Clayborn ends his consecutive games played streak at 161. Clayborn broke Gino Cappelletti's record of 152 consecutive games played and Ray Hamilton's record 110 consecutive starts.

## 1988

- July 28 Victor K. Kiam II, the owner and chief executive officer of Remington Products, Inc. of Bridgeport, Conn., agrees to purchase the team from William H. "Billy" Sullivan, Jr.
- Oct. 28 Victor K. Kiam II becomes majority owner and chairman of the Patriots. Francis W. Murray, the minority owner, is the vice chairman. William H. "Billy" Sullivan, Jr., the founder and previous owner, remains as the team's president. The Kiam, Murray and Sullivan team is known as KMS Limited.
- Nov. 23 K-Korp, a company co-owned by Robert Kraft, purchases Sullivan Stadium.
- Dec. 4 Veteran wide receiver Stanley Morgan catches his 500th career reception vs. Seattle.

## 1989

- Jan. 6 Running back John Stephens is named the Old Spice/NFL Rookie of the Year.

## 1990

- Sullivan Stadium is renamed Foxboro Stadium.
- Feb. 27 Rod Rust is named the head coach of the Patriots, replacing Raymond Berry (who was relieved of his duties on Feb. 26). Rust, a former Patriots defensive coordinator, becomes the team's 10th head coach.
- Mar. 14 Former Patriots offensive guard John Hannah and cornerback Mike Haynes are selected to the National Football League's All-1980s team, while current linebacker Andre Tippett earned second-team honors.
- Dec. 20 Sam Jankovich, the University of Miami's Athletic Director from 1982-90, is named the chief executive officer of the Patriots.

## 1991

- Jan. 7 Dick MacPherson is named head coach of the Patriots, replacing Rod Rust (who was relieved of his duties on Jan. 4). MacPherson, the head coach at Syracuse for 10 seasons, becomes the team's 11th head coach.
- May 3 The installation of a natural grass playing surface at Foxboro Stadium is completed.
- July 27 Former Patriots offensive guard John Hannah is inducted into the Pro Football Hall of Fame in Canton, Ohio.



## 1992

- May 11 James B. Orthwein purchases the controlling interest of the Patriots from Victor K. Kiam II. Orthwein becomes Chairman of the Board of the club, while Francis W. Murray, the club's minority owner, becomes President. Sam Jankovich remains the CEO.
- Aug. Gino Cappelletti and Nick Buoniconti are inducted into the Patriots Hall of Fame.

## 1993

- Jan. 9 Sam Jankovich, the Patriots chief executive officer for the past two seasons, resigns.
- Jan. 21 Bill Parcells is named head coach of the Patriots, replacing Dick MacPherson (who was relieved of his duties on Jan. 8). Parcells becomes the team's 12th head coach. In addition, Patrick Forte is named Executive Vice President of Football Operations and James Hausmann is named Executive Vice President of Business Operations.
- Mar. 31 The Patriots unveil their new logo and uniforms at a press conference at the Four Seasons Hotel in Boston. The new icon features a streamlined head of a minuteman while the primary color of the uniforms changes from red to blue.
- Aug. 18 Bob Dee, Jim Lee Hunt, Steve Nelson and Babe Parilli are inducted into the Patriots Hall of Fame.

## 1994

- Jan. 2 Patriots LB Andre Tippett sacked Dolphin QB Scott Mitchell to record his 100th career sack. Tippett leads all Patriots with 100 sacks (Julius Adams ranks second with 80.5).
- Jan. 21 Robert K. Kraft becomes the Patriots fourth owner in the club's 35-year history with an agreement to purchase the team from James Orthwein.



Andre Tippett played in the final game of his career on Jan. 2, 1994. In that game, he sacked Miami's Scott Mitchell to end his career with a team-record 100.0 sacks.

# HISTORICAL TIMELINE: 1994-97

## 1994 (Cont.)

- Feb. 25 The sale of the Patriots from James Orthwein to Robert K. Kraft becomes official.
- Feb. 26 Patriots fans respond to the sale by purchasing 5,958 season tickets, a Patriots single-day sales record.



On January 21, 1994 Robert K. Kraft becomes the Patriots fourth owner in the club's 35-year history with an agreement to purchase the team from James Orthwein.



On February 26, 1994, Patriots fans respond to the sale by braving a snow storm to purchase 5,958 season tickets. The one-day mark is a Patriots single-day sales record.

- May 12 Andre Tippett is appointed director of player resources upon his announced retirement.
- June 1 Second-round draft choice Kevin Lee becomes the 10th and final 1994 Patriots draft choice to sign a contract. The 37-day signing period is the fastest reported to the league since the 1970 AFL-NFL merger.
- Nov. The Patriots announce WBCN - 104.1 FM as the team's new radio flagship station after reaching a three-year agreement.
- Dec. 24 The Patriots defeat the Chicago Bears, 13-3, clinching the team's first playoff berth since 1986.

## 1995

- Jan. 1 The Cleveland Browns defeat the Patriots 20-13 in a Wild Card playoff game.
- Feb. 9 The Patriots announce Boston's ABC affiliate WCVB-TV (Channel 5) as their preseason television flagship station. WCVB will televise preseason games and a weekly Patriots show, called Patriots All-Access.
- Apr. 3 The Patriots publish their premier issue of *Patriots Football Weekly*, the team's official newspaper.

## 1995

- Apr. 29 For the first time in franchise history, every home game is sold out before the season begins as the remaining 15,000 tickets are sold individually to non-season ticket holders.

## 1996

- July 20 Owner Robert Kraft signs QB Drew Bledsoe to a seven-year contract extension.
- Dec. 8 The Patriots clinch their second playoff berth in two years by defeating the N.Y. Jets, 34-10.
- Dec. 15 The Patriots clinch their first AFC Division title since 1986.
- Dec. 21 The Patriots score 23 unanswered second half points and defeat the N.Y. Giants 23-22 to secure a first-round playoff bye and first home playoff game since 1978. WR Terry Glenn finished the 1996 season with 90 receptions, setting a new league rookie reception record (83 by Earl Cooper - 1980).

## 1997

- Jan. 5 The Patriots win their first home playoff game in team history by defeating the Pittsburgh Steelers 28-3 in Foxboro Stadium.
- Jan. 12 Otis Smith's 47-yard fumble return for a touchdown with 2:36 remaining enabled the Patriots to defeat the Jacksonville Jaguars 20-6 and earn their second AFC Championship and a trip to Super Bowl XXXI.
- Jan. 26 The Patriots lose 35-21 to the Green Bay Packers in Super Bowl XXXI. The two teams set a Super Bowl record for the most points scored by two teams in the first quarter with 24. At the time, the game was the fourth most-watched program in television history.



- Jan. 31 Bill Parcells steps down as head coach.
- Feb. 3 The Patriots name Pete Carroll as their 13th head coach. Carroll, former head coach of the New York Jets in 1994, spent the '95 and '96 seasons as defensive coordinator of the San Francisco 49ers.
- July 26 Former Patriot CB Mike Haynes is inducted into the Pro Football Hall of Fame.
- Aug. 25 The Patriots introduce the world's first direct to digital nightly video webcast. The webcast contains everything from Patriots player interviews and press conferences to game reviews and previews.
- Sept. 21 For the third time in team history, and first since 1974, the Patriots started the 1997 season 4-0 with a 31-3 victory over Chicago.



# HISTORICAL TIMELINE: 1997-2002

## 1997 (Cont.)

- Dec. 22 The Patriots clinched their second consecutive AFC East Division Championship with a 14-12 victory over the Miami Dolphins. It was their first back-to-back division championship in franchise history and their third playoff appearance in four years. With their victory over the Dolphins, the Patriots finished the 1997 season 7-1 against their division opponents, which tied a then-franchise record.
- Dec. 28 The Patriots won their third home playoff game in two years when they defeated the Miami Dolphins, 17-3.

## 1998

- Jan. 3 The Patriots lost 7-6 to the Pittsburgh Steelers in the Divisional Playoff round.
- Feb. 23 William H. "Billy" Sullivan Jr., the founder of the New England Patriots, died at the age of 82 in Atlantis, Fla.
- Dec. 13 QB Drew Bledsoe completed a 4-yard pass to TE Lovett Purnell to become the Patriots' all-time leading completion leader, surpassing Steve Grogan (1,876).
- Dec. 20 The Patriots defeat the San Francisco 49ers, 24-21, to qualify for the playoffs for the third consecutive year.

## 1999

- Jan. 3 Jacksonville Jaguars defeat the Patriots, 25-10, in a wild card playoff game.
- Feb. 7 Patriots CB Ty Law returns an interception 67 yards for a touchdown to propel the AFC to a 23-10 victory in the Pro Bowl. Law, who was selected to play in the game for the first time, was named co-MVP for his efforts.
- June "Patriots All-Access," the Patriots weekly television show wins a New England Emmy for Best Sports Series.
- June 21 The Patriots sold all their remaining tickets for every regular season game in just 90 minutes.
- Nov. 15 Patriots linebacker Andre Tippett is inducted into the Patriots Hall of Fame.
- Dec. 6 In a Foxboro town meeting, over 93 percent of the town's residents voted in favor of passing six necessary articles to approve the stadium project.

## 2000

- Jan. 27 Patriots name Bill Belichick the 14th head coach in franchise history.



## 2000 (Cont.)

- April 18 The Patriots unveil the designs for their new stadium in a press conference at the Seaport Hotel in Boston. Newly designed team uniforms feature a color change from a royal blue to Nautical Blue.
- June 15 Gillette Stadium's first concrete foundation is poured.
- Oct. 1 Quarterback Drew Bledsoe became the Patriots' all-time leading passer, surpassing Steve Grogan's total of 26,886 yards.



- Nov. 19 Tackle Bruce Armstrong became the Patriots' all-time leader in games played when he started his 207th career game vs. Cincinnati.

## 2001

- April 3 In celebration of a long-standing construction tradition, the final beam was hoisted into place at Gillette Stadium to signify the "topping off" of the structure's steel.
- July 30 The Neponset River is daylighted and diverted into a new corridor on the stadium site.
- Aug. 6 Patriots quarterback coach Dick Rehbein died due to a heart condition at the age of 45.
- Aug. 6 Seat installation begins at Gillette Stadium.
- Sept. 30 Former tackle Bruce Armstrong is inducted into the Patriots Hall of Fame.
- Oct. Installation of the new scoreboards and video boards begins at Gillette Stadium.
- Nov. 19 The grass playing surface is installed at Gillette Stadium.

## 2002

- Jan. 6 The Patriots defeated the Carolina Panthers, 38-6, and finished the 2001 season with an 11-5 record. They tied a then franchise record with 11 victories and claimed their third AFC East title in six seasons.
- Jan. 19 In a driving snowstorm, the Patriots beat the Oakland Raiders, 16-13 in overtime, in the final game at Foxboro Stadium to advance to the AFC Championship Game.
- Jan. 27 The Patriots beat the Pittsburgh Steelers, 24-17, to advance to the Super Bowl for the third time in their history and the second time in the last six years.



# HISTORICAL TIMELINE: 2002-03

## 2002 (Cont.)

- Feb. 3 The Patriots claimed the first Super Bowl championship of their 42-year history with a 20-17 win over the St. Louis Rams in Super Bowl XXXVI in New Orleans. Patriots kicker Adam Vinatieri nailed a 48-yard field goal as time expired to bring the Lombardi Trophy home to New England.



- Feb. 5 The state of Massachusetts held a victory parade for the Patriots. The parade traveled through downtown Boston and concluded with a rally at city hall. Approximately 1.25 million people attended the event.
- Feb. 13 The Patriots traveled to Rhode Island as part of their Super Bowl trophy tour for a rally held by the state to congratulate the franchise for their victory in Super Bowl XXXVI.
- Feb. 18 Demolition of Foxboro Stadium begins.
- March 5 The Patriots held the red-carpet premiere of their Super Bowl XXXVI video at the Loews Theatre at Boston Common.
- March 28 The NFL released its 2002 schedule and the Patriots were featured in a franchise record six nationally televised games.
- April 1 The Patriots and their Super Bowl trophy were on hand at Fenway Park for opening day of the 2002 Boston Red Sox season. In a pre-game ceremony, each of the players in attendance threw out the first pitch of the season.
- April 2 The Patriots were invited to the White House and were congratulated on their victory in Super Bowl XXXVI by the President of the United States, George W. Bush.



## 2002 (Cont.)

- April 10 The Patriots traveled to New Hampshire and Vermont as part of their Super Bowl Trophy Tour and took part in rallies in both states to celebrate their victory in Super Bowl XXXVI.
- April 17 The Patriots continued their Super Bowl Trophy Tour with a trip to Maine.
- May 6 The Patriots moved into their new offices and facilities at their new stadium.
- May 9 The New England Revolution soccer team participated in the first practice held at the new stadium.
- May 11 The Revolution played in the first game at the new stadium. In the stadium's "soft opening," the lower seating bowl and concourse are opened to the public for the first time.
- June 1 Demolition of Foxboro Stadium is completed.
- June 4 The Patriots traveled to Connecticut as part of their Super Bowl Trophy Tour to thank their fans for their support.
- June 6 The Patriots open a three-day minicamp, the first time the entire team worked together at the new stadium.
- June 9 Robert Kraft hosted the Patriots Super Bowl ring ceremony at the Boston Harbor Hotel.
- Aug. 5 Patriots signed a 15-year agreement with the Gillette Company for exclusive naming rights to Gillette Stadium.



- Aug. 17 Patriots host first football game at Gillette Stadium, a 16-15 preseason victory over the Philadelphia Eagles.
- Sept. 9 Patriots host the grand opening of Gillette Stadium against the Pittsburgh Steelers on Monday Night Football. The Patriots defeated the Steelers 30-14.
- Sept. 22 Troy Brown established a single-game franchise record with 16 catches vs. Kansas City.
- Dec. 8 The Patriots extended their radio agreement with WBCN.
- Dec. 16 Robert and Jonathan Kraft named 2002 Sports Industrialists of the Year by *The Sports Business Daily*.

## 2003

- Aug. 27 Robert Kraft presents offensive lineman Joe Andruzzi with the first annual New England Patriots Ron Burton Community Service Award. The award is presented in honor of Burton, the first draft choice in team history and a dedicated member of the New England community.

# HISTORICAL TIMELINE: 2003-06

## 2003 (Cont.)

- Dec. 7 The Patriots defeated the Miami Dolphins, 12-0, in snowy Foxborough to claim the seventh division title in franchise history.
- Dec. 27 New England closed out the then-best regular season in franchise history with a 31-0 shut-out over the Buffalo Bills to finish the season with a 14-2 record, the best mark in the NFL.

## 2004

- Jan. 10 In the coldest game in team history (four degrees), the Patriots beat Tennessee 17-14 in the divisional playoffs at Gillette Stadium.
- Jan. 18 New England hosted the AFC Championship for the second time in club history and advanced to the fourth Super Bowl in team annals with a 24-14 win over the Indianapolis Colts.
- Jan. 21 Robert K. Kraft celebrated the 10th anniversary of his purchase of the franchise.
- Feb. 1 The Patriots won the Super Bowl for the second time in three seasons with a thrilling



32-29 victory over Carolina in Super Bowl XXXVIII at Reliant Stadium in Houston.

- Feb. 3 More than 1.5 million Patriots fans jammed the streets of Boston for a victory parade that ends with a rally at City Hall Plaza.
- March 21 The Patriots brought the Lombardi Trophy to Manchester, N.H., to celebrate their Super Bowl XXXVIII victory with the fans of New Hampshire.
- April 7 The Patriots brought the Lombardi Trophy to a victory parade in Portland, Maine.
- April 9 Robert Kraft threw out the first pitch at the Boston Red Sox' 2003 Opening Day ceremonies at Fenway Park.
- April 22 The Patriots released the DVD "3 Games to Glory II," at a premiere event in Randolph, Mass. The two-disc set contains nearly five hours of features chronicling and commemorating the Patriots' record-setting 2003 season.
- May 8 The Patriots brought the Lombardi Trophy to Water Fire in Providence, R.I., to share their Super Bowl victory with the fans of Rhode Island.
- May 10 The Patriots visited the White House, where they were honored by President George W. Bush.
- June 13 Robert Kraft presented the Patriots with Super Bowl XXXVIII rings in a ceremony at his home.
- Sept. 9 The Patriots opened the NFL's 2004 regular season with a 27-24 victory over Indianapolis in a Thursday prime-time matchup at Gillette Stadium. Robert Kraft unveiled the team's second Super Bowl Championship Banner as part of a star-studded pregame ceremony that included musical performances from Elton John, Toby Keith, Destiny's Child and Lenny Kravitz.
- Oct. 10 New England set the all-time pro football record with its 19th consecutive victory, a 24-10 win over the Miami Dolphins at Gillette

## 2004 (Cont.)

- Stadium. The winning streak eventually extended to 21 games.
- Dec. 12 The Patriots clinched their eighth AFC East crown following a 35-28 win over Cincinnati in Foxborough.

## 2005

- Jan. 16 New England advanced to the AFC Championship Game with a 20-3 victory over Indianapolis amid snowy conditions at Gillette Stadium. The Patriots held the highest-scoring offense in the NFL to just a field goal.
- Jan. 23 The Patriots won their fifth AFC Championship with a 41-27 victory over the Pittsburgh Steelers at Heinz Field, setting a franchise playoff record for points against the NFL's top defense.
- Feb. 6 The Patriots outlasted the Philadelphia Eagles in Super Bowl XXXIX, posting a 24-21 win for their third championship. The Patriots became just the second franchise in NFL history to win three out of four Super Bowls.
- Feb. 8 More than a million fans line the streets of Boston as the Patriots take part in a rolling rally through the city.



- March 20 The Patriots brought the Lombardi Trophy to Manchester, N.H., to celebrate with the fans of New Hampshire.
- April 8 The Patriots brought the Lombardi Trophy to a victory parade in Portland, Maine.
- April 13 The Patriots returned to the White House to be honored as champions by President Bush.
- April 21 The commemorative DVD "3 Games to Glory III" was released at a premiere event in Randolph, Mass.
- June 12 Robert Kraft presented the Patriots with Super Bowl XXXIX rings in a ceremony at his home.
- Sept. 8 The Patriots raised their third Super Bowl banner prior to a 30-20 victory over the Oakland Raiders in the 2005 regular-season opener.
- Sept. 19 *Forbes* magazine names the Patriots 'The Best Team in Sports' and Robert Kraft appears on the cover of the issue.
- Dec. 4 On a snowy day, the Patriots defeat the New York Jets, 16-3, to improve to 9-0 all-time in snow games in Foxborough.
- Dec. 12 Quarterback Tom Brady is named *Sports Illustrated's* Sportsman of the Year.
- Dec. 17 The Patriots clinch their third straight AFC East title with a 28-0 victory over Tampa Bay in Foxborough. The title marked New England's fourth division championship in a five-year span.


## 2006

- Jan. 1 The Patriots celebrate the 25th anniversary of the 1985 AFC Championship team by honoring

# HISTORICAL TIMELINE: 2006-08

## 2006 (Cont.)

50 former players and coaches at halftime of the 2005 regular-season finale at Gillette Stadium.



- Jan. 7 The Patriots defeat the Jacksonville Jaguars, 28-3 in a wild card playoff game. The victory was New England's 10th consecutive playoff win, setting an all-time NFL record.
- Nov. 5 Troy Brown grabs his 535th career reception, in a game against the Indianapolis Colts, passing Stanley Morgan (534 receptions) to become the Patriots' all-time receptions leader.
- Dec. 24 The Patriots capture their fourth consecutive AFC East title with a 24-21 victory over the Jacksonville Jaguars. Their four straight titles ties the AFC East division record.

## 2007

- Jan. 7 New England defeats the N.Y. Jets 37-16 in a first-round playoff game at Gillette Stadium. The Patriots streak of four straight seasons with a playoff victory tied the fifth longest such streak in NFL history.
- Jan. 14 The Patriots advance to their third AFC Championship Game in four seasons with a 24-21 road win against the top-seeded San Diego Chargers.
- May 20 The Kraft Group makes public its plans for Patriot Place, a super-regional shopping and entertainment destination on the grounds of Gillette Stadium. The development will include a mix of more than 70 retail and entertainment options for visitors.
- May 20 The Kraft Group unveils its vision for The Hall at Patriot Place, a football-themed museum to be located within the larger Patriot Place development and slated to open in Fall 2008. The Hall will honor Patriots greats and will give fans an opportunity to celebrate the team's championship tradition through a cutting-edge multimedia experience.

## 2007 (Cont.)

- Aug. 27 Stanley Morgan is enshrined in the Patriots Hall of Fame in an induction ceremony at the Patriots Kickoff Gala at Gillette Stadium.
- Sept. 6 Robert Kraft is ranked as the top NFL owner on *Sports Business Journal's* list of the 20 most influential people in the NFL.
- Sept. 9 Ellis Hobbs returns a kickoff 108 yards for a touchdown in the Patriots' season opener, setting an NFL record for the longest kickoff return in league history.
- Oct. 21 Tom Brady throws a franchise-record six touchdown passes in a 49-28 win over the Dolphins. His 158.3 passer rating in the game is the second perfect rating in Patriots history.
- Nov. 4 Tom Brady throws his 33rd touchdown pass of the season, setting a franchise record in a 24-20 victory over Indianapolis Colts. The game between the 7-0 Patriots and the 8-0 Colts was the latest matchup of undefeated teams in NFL history.
- Nov. 14 Bass Pro Shops holds its grand opening at Patriot Place.
- Nov. 18 The Patriots tie a franchise record for points in a 56-10 win at Buffalo. Randy Moss sets a team record with four touchdown catches.
- Nov. 19 A topping off ceremony is held for The Hall at Patriot Place.
- Dec. 3 The then-largest audience in cable television history (17.5 million) watches the Patriots' thrilling last-minute 27-24 victory over Baltimore on Monday Night Football.
- Dec. 9 The Kraft Group and CBS Corp. announce plans to launch The CBS Scene Restaurant and Bar, a 15,000 sq. ft. state-of-the-art entertainment and sports venue at Patriot Place.
- Dec. 29 The Patriots defeat the New York Giants, 38-35, to complete the first 16-0 regular season in NFL history. Tom Brady sets a new NFL record with his 50th touchdown pass and Randy Moss sets a league mark with his 23rd touchdown reception. The Patriots finish the season with a league-record 589 points and 75 touchdowns.

## 2008

- Jan. 5 Tom Brady is named the NFL's Most Valuable Player by the Associated Press.
- Jan. 20 The Patriots win their sixth AFC Championship with a 20-12 victory over San Diego at Gillette



# HISTORICAL TIMELINE: 2008-09

## 2008 (Cont.)

- Stadium, advancing to Super Bowl XLII with an unprecedented 18-0 record.
- Jan. 27 More than 15,000 fans and Massachusetts Governor Deval Patrick participate in a snowy send-off rally at Gillette Stadium as the Patriots depart for Arizona and Super Bowl XLII.
- Feb. 2 Andre Tippett is elected to the Pro Football



**Randy Moss set an NFL record with his 23rd touchdown catch of the season on Dec. 29, 2007 in a game against the New York Giants.**

Hall of Fame, becoming the second player to earn the honor after playing his entire career as a Patriot.

- Feb. 3 The Patriots fall to the New York Giants, 17-14, in Super Bowl XLII. The Patriots take a 14-10 lead with 2:42 remaining, but a Giants touchdown with 0:35 left clinches the game.



- Mar. 11 The Hall at Patriot Place launches the website [newenglandfootball.com](http://newenglandfootball.com), an initiative to promote high school football in New England.
- July 7 Ben Coates is elected to the Patriots Hall of Fame in voting by fans on Patriots.com.
- Aug. 2 Andre Tippett is inducted into the Pro Football Hall of Fame in Canton, Ohio. He is presented by Patriots Chairman and CEO Robert Kraft, and joins John Hannah as the only career Patriots in the Pro Football Hall of Fame.
- Sept. 6 The Kraft Group and CBS open CBS Scene Restaurant & Bar, a three-story, 15,000-square-foot, one-of-a-kind entertainment and dining destination at Patriot Place, with a star-studded red carpet event.
- Sept. 18 A ribbon-cutting ceremony is held at The Hall at Patriot Place presented by Raytheon, unveiling a first-of-its-kind experience that

## 2008 (Cont.)

- showcases the history of the New England Patriots, provides a permanent home for the franchise's Hall of Fame and promotes math and sciences education through football.
- Sept. 20 In a ceremony attended by thousands of Patriots fans outside The Hall at Patriot Place, 12 members of the Patriots Hall of Fame were re-inducted and Ben Coates was inducted as the 13th member.
- Sept. 22 The Hall at Patriot Place presented by



**Patriots Hall of Famers (from left) Ben Coates, Stanley Morgan, Steve Grogan, Mike Haynes, Andre Tippett, Nick Buoniconti, Steve Nelson, John Hannah and Vito "Babe" Parilli were honored at halftime of a Sept. 21, 2008 game at Gillette Stadium as part of the inaugural Induction Weekend at The Hall at Patriot Place presented by Raytheon.**

- Raytheon opens to the public.
- Sept. 25 Wide receiver Troy Brown announces his retirement from football. His significant contributions in all three phases of the game – offense, defense and special teams – made him one of the most beloved players in the history of the Patriots franchise.
- Oct. 20 Andre Tippett, a member of the Pro Football Hall of Fame Class of 2008, is honored at Andre Tippett Night at Gillette Stadium.

## 2009

- Jan. 22 The Patriots unveil their 50th season logo, which will brand all of the team's activities in 2009.
- March 24 On the occasion of the team's 50th season, Patriots Chairman and CEO Robert Kraft inducts William H. "Billy" Sullivan, the team's founder, into the Patriots Hall of Fame as the first contributor to be enshrined.
- June 10 Jim Nance is elected to the Patriots Hall of Fame in voting by fans on Patriots.com.
- Oct. 18 The Patriots set team records for points in a game (59) and total net yards (619) in a 59-0 victory vs. Tennessee in snowy conditions at Gillette Stadium. Tom Brady sets an NFL record with five





# HISTORICAL TIMELINE: 2009-2011

## 2009

- touchdown passes in the second quarter.
- Oct. 25 The Patriots play their first game on foreign soil as part of the NFL's International Series in front of 84,000 fans at London's historic Wembley Stadium. The Patriots defeat the Tampa Bay Buccaneers, 35-7.



- Nov. 30 Tom Brady passes Drew Bledsoe (29,657) to become New England's all-time passing leader.
- Dec. 6 Randy Moss and Wes Welker both go over 1,000 yards receiving at Miami to become the first Patriots players and only the sixth set of players in NFL history to have three straight 1,000-yard seasons.
- Dec. 13 Wes Welker reaches 100 receptions for the third consecutive season on a 6-yard pass from Tom Brady in the third quarter vs. Carolina. Welker reached 100 receptions in his 11th game of the season to tie Marvin Harrison for the fewest individual games played to reach 100 receptions in a season in NFL history.
- Dec. 20 The Patriots beat Buffalo, 17-10, to win their ninth game of the season and become the first



team to win more than half of their games in nine straight seasons since free agency began in 1993 and only the fifth team to do so since the 1970 merger.

- Dec. 27 The Patriots clinch the AFC East Division title for the seventh time in nine seasons with a 35-7 victory over the Jacksonville Jaguars at Gillette Stadium. The Patriots earned their 11th playoff berth in the 16 seasons since Robert Kraft purchased the team.

## 2010

- June 14 Sam "Bam" Cunningham, the franchise's all-time leading rusher, is selected by fans as the 2010 inductee to the Patriots Hall of Fame.
- Aug. 2 Patriot Place announces the completion of a photovoltaic power system that will generate approximately 525 kilowatts of clean, renewable solar power at Patriot Place

## 2010 (Cont.)



- Oct. 4 The Patriots become the first team in NFL history to score a touchdown five different ways in the same game at Miami. The Patriots score a rushing touchdown, a receiving touchdown,



- have a kickoff returned for a touchdown, block a field goal that is returned for a touchdown and return an interception for a touchdown.
- Oct. 23 Gillette hosts the "Colonial Clash" between the University of Massachusetts and the University of New Hampshire, the first college football game ever to be played at Gillette Stadium.
- Nov. 25 Tom Brady records a perfect quarterback rating after finishing 21-of-27 for 341 yards with four touchdowns and no interceptions in a 45-24 victory at Detroit on Thanksgiving Day. It is the second time in his career that he has finished with a perfect rating (10/21/07 at Miami), making him the third player ever to have more than one game with a perfect rating (min. 20 attempts).
- Dec. 12 New England qualifies for the playoffs for the 18th time in its 51-year history with a 36-7 win at Chicago to mark the 12th playoff appearance in the 17 years that Robert Kraft has owned the franchise.
- Dec. 26 The Patriots clinch the AFC East Championship and the AFC's top seed, including home-field advantage throughout the playoffs with a 34-3 victory at the Buffalo Bills.
- Dec. 28 QB Tom Brady, G Logan Mankins, LB Jerod Mayo, CB Devin McCourty, S Brandon Meriweather and DL Vince Wilfork are selected to the 2011 AFC Pro Bowl team. (WR Wes Welker and LT Matt Light are later added to the roster.)

## 2011

- Jan. 2 BenJarvus Green-Ellis rushes for 80 yards in the regular-season finale against the Dolphins to give him 1,008 yards on the season. He becomes the 11th New England player to



# HISTORICAL TIMELINE: 2011-2013

## 2011 (Cont.)

- record a 1,000-yard rushing season and the first since Corey Dillon in 2004.
- Jan. 2 New England head coach Bill Belichick guides the Patriots to an NFL-best 14-2 after a 38-7 win over Miami. Belichick becomes the first head coach ever to win at least 14 regular-season games in four separate seasons.
- Feb. 2 Bill Belichick is named the Associated Press Coach of the Year for the third time in his career.
- Feb. 3 The Patriots offensive line is named the 2010 Madden Most Valuable Protectors.
- Feb. 6 Tom Brady is named the Associated Press NFL Most Valuable Player for the second time in his career. He is the first ever unanimous selection.
- March 27 Jon Morris selected to the Patriots Hall of Fame by 10-person senior selection committee.
- May 16 Drew Bledsoe is elected to the Patriots Hall of Fame in voting by fans on Patriots.com.
- July 25 Robert Kraft and Colts C Jeff Saturday share a now-iconic moment during a news conference announcing the end of the four-and-a-half-month lockout. Kraft was recognized by the players and owners as critical in getting the deal done.
- Aug. 11 The Patriots dedicate the 2011 season to the late Myra Kraft and debut "MHK" patches on player jerseys and coaching apparel.
- Dec. 18 With a win at Denver, the Patriots clinch a playoff birth for the 13th time in the 18 seasons since Robert Kraft purchased the team in 1994.
- Dec. 27 Eight Patriots are selected to the Pro Bowl: Tom Brady, Andre Carter, Rob Gronkowski, Logan Mankins, Matthew Slater, Brian Waters, Wes Welker and Vince Wilfork.



## 2012

- Jan. 14 The Patriots set single-game playoff franchise records for points (45) and yards (509) at home in a 45-10 AFC Divisional round win over Denver.
- Jan. 22 New England advanced to its seventh Super Bowl (sixth of the Kraft era) as a last-minute Ravens' field goal attempt



## 2012 (Cont.)

- sails wide left and the Patriots hang on for a 23-20 victory.
- Feb. 5 The Patriots fell behind to the Giants early and battle back to claim a 17-9 second-half lead. But the N.Y. Giants engineered an 88-yard touchdown drive late in the fourth quarter to defeat the Patriots, 21-17 in Super Bowl XLVI.
- May 7 Veteran T Matt Light formally announces his retirement in a press conference at the Hall at Patriot Place presented by Raytheon after a stellar 11-year NFL career. Chairman and CEO Robert Kraft and head coach Bill Belichick shared their memories in front of a packed house that included fans, media, family members as well as the entire offensive line.
- June 4 Troy Brown is elected to the Patriots Hall of Fame in voting by fans on Patriots.com.
- July 20 Longtime Patriots radio color analyst Gino Cappelletti announces his retirement from the broadcast booth. Former Patriots QB Scott Zolak replaces him in the booth.
- Oct. 9 Veteran RB Kevin Faulk formally announces his retirement in a press conference at the Hall at Patriot Place presented by Raytheon. Faulk, a 1999 second-round pick (46th overall) out of LSU, ended his career as the Patriots' all-time leading return specialist, totaling 5,041 combined return yards (4,098 kick return yards and 943 punt return yards). Faulk ranks fifth in Patriots history in rushing yards (3,607), fifth in receptions (431), eleventh in pass receiving yards (3,701) and sixth in total punt return yards (943).
- Oct. 28 The Patriots play their second game on foreign soil as part of the NFL's International Series in front of 84,000 fans at London's historic Wembley Stadium. The Patriots defeat the St. Louis Rams, 45-7.
- Dec. 2 Patriots defeat the Dolphins to clinch their 15th division crown in franchise history, marking the second earliest the team has wrapped up the division title (2007: Nov. 25).
- Dec. 10 With a 42-14 win over the Houston Texans on Monday Night Football, the Patriots reached at least 10 regular season wins for the 10th consecutive season. San Francisco (16) is the only other team to accomplish that feat.
- Dec. 27 Seven Patriots are selected to the Pro Bowl: Tom Brady, Rob Gronkowski, Logan Mankins, Jerod Mayo, Matthew Slater, Wes Welker and Vince Wilfork.
- Dec. 30 During a pregame ceremony to honor Gil Santos and Gino Cappelletti, Patriots Chairman and CEO Robert Kraft announced that Santos, the legendary Voice of the New England Patriots, would be a 2013 inductee into the Patriots Hall of Fame. Santos becomes just the second non-player to earn the honor as a contributor for his off-field contributions to the team. The Patriots went on to defeat the Dolphins, 28-0 and clinch the No. 2 seed in the AFC.



# HISTORICAL TIMELINE: 2013-15

## 2013

- Jan. 20 The Patriots fall to the Ravens, 28-13, in the AFC Championship game, marking only the second time in team history the club has dropped a conference championship game.
- May 21 Tedy Bruschi is elected to the Patriots Hall of Fame in voting by fans on Patriots.com.
- Nov. 24 The Patriots came back from a 24-point deficit to defeat the Denver Broncos, 34-31, in overtime, marking the largest comeback win in team history. New England trailed 24-0 at halftime.
- Dec. 22 The New England Patriots put on a performance worthy of a division champion as they breezed to a 41-7 victory over the defending Super Bowl Champion Baltimore Ravens. The Patriots (11-4) were assured of their fifth straight AFC East title before the game started when Miami lost at Buffalo. New England has now qualified for the playoffs 21 times in its history and 15 times under owner Robert Kraft. It is the 11th division crown for Bill Belichick, tied with Don Shula for the most division titles since the 1970 merger. Tom Brady has now led the Patriots to 11 division titles, more than any other starting quarterback in NFL history.
- Dec. 27 Four Patriots are selected to the Pro Bowl: Tom Brady, Logan Mankins, Matthew Slater and Aqib Talib. Stephen Gostkowski would also be added later.

## 2014

- Jan. 11 The Patriots defeat the Indianapolis Colts, 43-22, in a Divisional Playoff at Gillette Stadium, notching 40 points in a Divisional Round game for the third straight year. RB LeGarrette Blount tied a team playoff record with 166 rushing yards and set a franchise record with four touchdowns (regular season or playoffs).
- Jan. 19 The Patriots lose the AFC Championship Game in Denver, 26-16, marking the team's third straight appearance in the conference title game and its second consecutive defeat.
- May 19 Ty Law is elected to the Patriots Hall of Fame in voting by fans on Patriots.com.
- Oct. 5 Tom Brady becomes the sixth quarterback in NFL history to reach 50,000 passing yards in a win vs. Cincinnati.
- Nov. 2 WR Julian Edelman set a franchise record with his fourth career punt return touchdown when he returned a punt 84 yards for a touchdown in a win vs. Denver. Tom Brady passes John Elway into fifth place on the NFL's all-time passing yards list.
- Nov. 16 RB Jonas Gray amasses 201 yards rushing on 37 attempts and four rushing touchdowns in a win at Indianapolis. Gray set a new team record with four rushing touchdowns and tied the team record for most overall touchdowns in a single game. He became the first Patriots player to rush for 100 yards in each half of a game, the first player in NFL history to score his first four career rushing touchdowns in a game since 1921 and tied a single-game NFL

## 2014 (Cont.)

- record with 15 rushing first downs.
- Dec. 14 The Patriots clinch an AFC East record sixth consecutive division title and qualify for the playoffs for the 22nd time in team history in the win vs. Miami. It is the 16th time in 22 seasons under Robert Kraft ownership that New England has qualified for the playoffs. Bill Belichick passes Don Shula with his 12th division championship, most for a head coach since the 1970 merger.
- Dec. 21 The victory at N.Y. Jets is the 250th under Robert Kraft in 368 games, tying George Halas for the fastest an owner has reached 250 wins.
- Dec. 23 Seven Patriots are selected to the Pro Bowl: Tom Brady, Julian Edelman, Stephen Gostkowski, Rob Gronkowski, Devin McCourty, Darrelle Revis and Matthew Slater.
- Dec. 28 New England finished the 2014 regular season with a 12-4 record and the top seed in the AFC playoffs. The Patriots have now earned the number one seed five times (2014, 2011, 2010, 2007, and 2003). New England's 12 wins mark the ninth time in franchise history that the Patriots have recorded 12 or more victories in the regular season, and it is the ninth time in the last 12 years that the Patriots have had at least 12 regular-season wins. The Patriots have had at least 12 wins in five straight seasons dating back to 2010. The Patriots finished with a 12-4 regular season record for the third straight year.

## 2015

- Divisional Playoff after twice facing 14-point deficits in the game (14-0 and 28-14), becoming the first team in NFL postseason history to achieve the feat. The 14-point comeback was the largest in the team's postseason history, topping the 11-point comeback in a 24-21 win at San Diego on January 14, 2007. Bill Belichick passed Tom Landry for most playoff wins with 20 and Tom Brady set a new playoff record with his 46th career postseason touchdown pass.
- Jan. 18 The Patriots capture their record-tying eighth Super Bowl berth in franchise history with a 45-7 win over Indianapolis in the AFC Championship Game at Gillette Stadium. The seven Super Bowl appearances since Robert Kraft purchased the team in 1994 are most in the NFL over that span and Kraft is the first owner to have his team in seven Super Bowls.
- Feb. 1 The New England Patriots win their fourth Super Bowl in franchise history in a dramatic, 28-24 victory over the Seattle Seahawks in Super Bowl XLIX in Glendale, Ariz.



# HISTORICAL TIMELINE: 2015

## 2015 (Cont.)



Bill Belichick matches Chuck Knoll with his fourth Super Bowl victory and Tom Brady ties Joe Montana and Terry Bradshaw for most Super Bowl wins. Brady also matches Montana with his third Super Bowl MVP award while completing a Super Bowl record 37 passes while leading his team back from a 10-point deficit in the fourth

## 2015 (Cont.)

quarter, the greatest fourth-quarter comeback in Super Bowl history. He threw at least three touchdown passes in all three playoff games and now owns the NFL record for touchdown passes in the postseason (53) and the Super Bowl (13). Undrafted rookie CB Malcolm Butler intercepted a Seahawks pass at the Patriots goal line with 20 seconds remaining to seal the victory for New England.

Feb. 4 More than a million fans line the streets of Boston as the Patriots take part in a rolling rally through the city.

April 2 Houston Antwine is selected to the Patriots Hall of Fame by a 10-person senior selection committee.

May 26 Willie McGinest is elected to the Patriots Hall of Fame in voting by fans on Patriots.com.

## RON BURTON COMMUNITY SERVICE AWARD

In 2003, Patriots owner Robert Kraft established the annual New England Patriots Ron Burton Community Service Award. The honor recognizes the Patriots player who most embodies the qualities of Burton, who was the first player drafted by the team in 1960 and was known for his commitment to the community and helping others. The award is given annually at the New England Patriots Charitable Foundation Kickoff Gala, and the recipient is honored on a permanent trophy that resides in the Patriots locker room.



Robert Kraft, joined by JoAnn Burton, presents Devin McCourty with the 2014 Ron Burton Community Service Award.

### RON BURTON AWARD WINNERS

2003..... Joe Andruzzi	2009..... Kevin Faulk
2004..... Troy Brown	2010..... Vince Wilfork
2005..... Matt Light	2011..... Jerod Mayo
2006..... Jarvis Green	2012..... Zoltan Mesko
2007..... Ty Warren	2013..... Matthew Slater
2008..... Larry Izzo	2014.... Devin McCourty

# PATRIOTS HOME FIELDS

Regular Season Records Only



Foxboro Stadium also known as Schaefer Stadium (1971-82) and Sullivan Stadium (1983-89)

Year	Home Field	Home Record	Overall Record
1960	Boston University Field	3-4-0	5-9-0
1961	Boston University Field	4-2-1	9-4-1
1962	Harvard Stadium	1-0-0	
	Boston University Field	5-1-0	9-4-1
1963	B.C. Alumni Stadium	1-0-0	
	Fenway Park	4-1-1	7-6-1
1964	Fenway Park	4-2-1	10-3-1
1965	Fenway Park	1-4-2	4-8-2
1966	Fenway Park	4-2-1	8-4-2
1967	B.C. Alumni Stadium	1-0-0	
	Fenway Park	1-4-0	3-10-1
1968	Legion Field, Birmingham	0-1-0	
	Fenway Park	2-4-0	4-10-0
1969	B.C. Alumni Stadium	2-5-0	4-10-0
1970	Harvard Stadium	1-6-0	2-12-0
1971	Schaefer Stadium	5-2-0	6-8-0
1972	Schaefer Stadium	2-5-0	3-11-0
1973	Schaefer Stadium	3-4-0	5-9-0
1974	Schaefer Stadium	3-4-0	7-7-0
1975	Schaefer Stadium	2-5-0	3-11-0
1976	Schaefer Stadium	6-1-0	11-3-0
1977	Schaefer Stadium	6-1-0	9-5-0
1978	Schaefer Stadium	5-3-0	11-5-0
1979	Schaefer Stadium	6-2-0	9-7-0
1980	Schaefer Stadium	6-2-0	10-6-0
1981	Schaefer Stadium	2-6-0	2-14-0
1982	Schaefer Stadium	3-1-0	5-4-0
1983	Sullivan Stadium	5-3-0	8-8-0
1984	Sullivan Stadium	5-3-0	9-7-0
1985	Sullivan Stadium	7-1-0	11-5-0
1986	Sullivan Stadium	4-4-0	11-5-0
1987	Sullivan Stadium	5-3-0	8-7-0
1988	Sullivan Stadium	7-1-0	9-7-0
1989	Sullivan Stadium	3-5-0	5-11-0
1990	Foxboro Stadium	0-8-0	1-15-0
1991	Foxboro Stadium	4-4-0	6-10-0
1992	Foxboro Stadium	1-7-0	2-14-0
1993	Foxboro Stadium	3-5-0	5-11-0
1994	Foxboro Stadium	5-3-0	10-6-0
1995	Foxboro Stadium	3-5-0	6-10-0
1996	Foxboro Stadium	6-2-0	11-5-0
1997	Foxboro Stadium	6-2-0	10-6-0
1998	Foxboro Stadium	6-2-0	9-7-0
1999	Foxboro Stadium	5-3-0	8-8-0
2000	Foxboro Stadium	3-5-0	5-11-0
2001	Foxboro Stadium	6-2-0	11-5-0
2002	Gillette Stadium	5-3-0	9-7-0
2003	Gillette Stadium	8-0-0	14-2-0
2004	Gillette Stadium	8-0-0	14-2-0
2005	Gillette Stadium	5-3-0	10-6-0
2006	Gillette Stadium	5-3-0	12-4-0
2007	Gillette Stadium	8-0-0	16-0-0
2008	Gillette Stadium	5-3-0	11-5-0
2009	Gillette Stadium	8-0-0	10-6-0
2010	Gillette Stadium	8-0-0	14-2-0
2011	Gillette Stadium	7-1-0	13-3-0
2012	Gillette Stadium	6-2-0	12-4-0
2013	Gillette Stadium	8-0-0	12-4-0
2014	Gillette Stadium	7-1-0	12-4-0
TOTALS		255-156-6	450-377-9



HISTORY



# PATRIOTS ALL-TIME ROSTER

Editor's Note: This list includes all players who have participated in at least one game for the Patriots or have accrued at least one season of veteran status with the team.

(\*Notes incomplete information for games started.)

## - A -

Name	Pos.	#	College	Years	GP	GS
Abdullah, Rabih	RB	27	Lehigh.....	2004.....	9.....	0
Abrams, Bobby	LB	50	Michigan.....	1995.....	9.....	1
Acks, Ron	LB	51	Illinois.....	1972-73.....	28.....	27
Adams, Bob	TE	80	Pacific.....	1973-74.....	24.....	12
Adams, George	RB	33	Kentucky.....	1990-91.....	18.....	8
Adams, Julius	DE	69/85	Texas Southern.....	1971-85,87.....	206.....	90
Adams, Philip	DB	26	South Carolina State.....	2011.....	6.....	0
Adams, Sam	OG	61	Prairie View.....	1972-80.....	119.....	90
Adams, Titus	DL	62	Nebraska.....	2009.....	2.....	0
Addison, Tom	LB	53	South Carolina.....	1960-67.....	14.....	11*
Agnew, Ray	DE	92	North Carolina State.....	1990-94.....	66.....	37
Aiken, Danny	LS	48	Virginia.....	2011-14.....	63.....	0
Aiken, Kamar	WR	16	Central Florida.....	2012.....	1.....	0
Aiken, Sam	WR	88	North Carolina.....	2008-09.....	28.....	9
Akbar, Hakim	S	29	Washington.....	2001.....	6.....	0
Akins, Chris	S	34	Arkansas-Pine Bluff.....	2003.....	12.....	0
Alexander, Eric	LB	49/52	Louisiana State.....	2004-09.....	45.....	0
Alexander, Rogers	LB	91	Penn State.....	1987.....	3.....	2
Allard, Don	QB	12	Boston College.....	1962.....	4.....	NA
Allen, Marvin	RB	39	Tulane.....	1988-91.....	37.....	3
Allen, Ryan	P	6	Louisiana Tech.....	2013-14.....	32.....	0
Allen, Terry	RB	22	Clemson.....	1999.....	16.....	13
Allen, Will	CB	26	Syracuse.....	2012.....	0.....	0
Amendola, Danny	WR	80	Texas Tech.....	2013-14.....	28.....	10
Andrews, Willie	DB	23	Baylor.....	2006-07.....	30.....	0
Andersen, Jason	C	67	BYU.....	1998-2000.....	18.....	0
Anderson, Bob	RB	33	Colorado.....	1975.....	5.....	0
Anderson, Darren	CB	25	Toledo.....	1992.....	1.....	0
Anderson, Mark	DE	95	Alabama.....	2011.....	16.....	1
Anderson, Ralph	S	49	West Texas State.....	1973.....	13.....	11
Andruzzi, Joe	G	63	Southern Connecticut State.....	2000-04.....	72.....	72
Antrum, Glenn	WR	48	Connecticut.....	1989.....	1.....	0
Antwine, Houston	DT	65	Southern Illinois.....	1961-71.....	142.....	58
Armstrong, Bruce	OT	78	Louisville.....	1987-2000.....	212.....	212
Arrington, Kyle	CB	27/24/25	Hofstra.....	2009-14.....	86.....	56
Arthur, Mike	C	65	Texas A&M.....	1993-94.....	44.....	38
Ashton, Josh	RB	31	Tulsa.....	1972-74.....	38.....	20
Ashworth, Tom	OT	68	Colorado.....	2002-05.....	37.....	30
Atchason, Jack	OE	85	Western Illinois.....	1960.....	1.....	NA
Atessis, Bill	DE	73	Texas.....	1971.....	5.....	0
Atkinson, Ricky	DB	22/37	S. Connecticut State.....	1987.....	1.....	0
Avezzano, Joe	OC	50	Florida State.....	1966.....	3.....	NA
Ayers, Akeem	LB	55	UCLA.....	2014.....	9.....	4
Ayi, Kole	LB	99	Massachusetts.....	2001.....	1.....	0

## - B -

Baab, Mike	C	68	Texas.....	1988-89.....	31.....	28
Bahr, Matt	K	3	Penn State.....	1993-95.....	32.....	0
Bailey, Bill	RB	37	Cincinnati.....	1969.....	2.....	0
Bailey, Rodney	DL	96	Ohio State.....	2004.....	0.....	0
Bain, Bill	OT	62	Southern Cal.....	1986.....	3.....	0
Baker, Chris	TE	86	Michigan State.....	2009.....	16.....	7
Baker, Melvin	WR	83	Texas Southern.....	1975.....	1.....	0
Baker, Rashad	S	32	Tennessee.....	2006-07.....	13.....	0
Baldinger, Rich	OL	74	Wake Forest.....	1993.....	15.....	15
Ballard, Jake	TE	88	Ohio State.....	2012.....	0.....	0
Ballou, Mike	LB	51	UCLA.....	1970.....	14.....	4
Banks, Willie	G	78	Alcorn A&M.....	1973.....	13.....	1
Banta-Cain, Tully	LB	48/95	California.....	2003-06, 09-10.....	85.....	21
Barber, Kantroy	FB	46	West Virginia.....	1996.....	0.....	0
Barker, Chris	OL	64	Nevada.....	2013-14.....	5.....	0
Barker, Jay	QB	7	Alabama.....	1995.....	0.....	0
Barnard, Brooks	P	8	Maryland.....	2003.....	1.....	0
Barnes, Bruce	P	3	UCLA.....	1973-74.....	23.....	0
Barnes, Pete	LB	59	Southern University.....	1976-77.....	25.....	18
Barnes, Rodrigo	LB	59	Rice.....	1974-75.....	6.....	0
Barnett, Harlon	S	42	Michigan State.....	1993-94.....	30.....	28
Barnett, Troy	DE	98	North Carolina.....	1994-95.....	31.....	15
Barrett, Josh	S	30	Arizona State.....	2010-12.....	5.....	4
Bartrum, Mike	TE	86	Marshall.....	1996-99.....	57.....	0
Baty, Greg	TE	48/85	Stanford.....	1986-87.....	21.....	7
Baumann, Charlie	K	8	West Virginia.....	1991-92.....	25.....	0
Bavaro, David	LB	52	Syracuse.....	1993-94.....	21.....	5
Baxter, Fred	TE	49/84	Auburn.....	2002-03.....	13.....	0



# PATRIOTS ALL-TIME ROSTER

Name	Pos.	#	College	Years	GP	GS
Beach, Walter	DB	26/41	Central Michigan.....	1960-61.....	18	NA
Beadles, Terrance	GB	75	Arkansas Pine Bluff.....	2000.....	0	0
Beaudoin, Doug	S	27	Minnesota.....	1976-79.....	35	20
Beauharnais, Steve	LB	58	Rutgers.....	2013.....	2	0
Beer, Tom	TE	82	Houston.....	1970-72.....	42	12
Beisel, Monty	LB	52	Kansas State.....	2005.....	15	6
Bell, Bill	K	8	Kansas.....	1973.....	3	0
Bellino, Joe	RB	27	Navy.....	1965-67.....	35	1*
Bennett, Phil	LB	52	Miami.....	1960.....	2	NA
Benson, Mike	WR	86	S. Connecticut State.....	1987.....	0	0
Benson, Thomas	LB	53	Oklahoma.....	1988.....	12	0
Benzinger, John	OL	67	Massachusetts.....	1987.....	1	0
Bequette, Jake	DE	92	Arkansas.....	2012-13.....	8	0
Berger, Ron	DE	88	Wayne State.....	1969-72.....	42	23
Beverly, Randy	DB	27	Colorado State.....	1970-71.....	20	3
Bianchini, Frank	RB	30	Hofstra.....	1987.....	1	0
Billups, Terry	CB	23	North Carolina.....	1999.....	2	1
Biscaha, Joe	OE	34	Richmond.....	1960.....	1	NA
Bishop, Michael	QB	7	Kansas State.....	1999-2000.....	8	0
Bishop, Richard	NT	64	Louisville.....	1976-81.....	85	51
Bjornson, Eric	TE	86	Washington.....	2000.....	8	6
Black, Mel	LB	51/94	Eastern Illinois.....	1986-87.....	6	2
Blackmon, Don	LB	55	Tulsa.....	1981-87.....	89	72
Blahak, Joe	CB	21	Nebraska.....	1976.....	2	0
Blanchard, Dick	LB	49	Tulsa.....	1972.....	14	1
Blanks, Sid	RB	22	Texas A&I.....	1969-70.....	28	0
Bledsoe, Drew	QB	11	Washington State.....	1993-2001.....	124	123
Bleier, Bob	QB	10	Richmond.....	1987.....	3	2
Blount, LeGarrette	RB	29	Oregon.....	2013, 14.....	21	8
Bodden, Leigh	CB	23	Duquesne.....	2009-11.....	20	15
Bolden, Brandon	RB	38	Mississippi.....	2012-14.....	38	4
Bolton, Ron	DB	27	Norfolk State.....	1972-75.....	55	46
Boudreaux, Jim	DE	64	Louisiana Tech.....	1966-68.....	12	0*
Bowden, Andre	LB	51	Fayetteville State.....	1995.....	0	0
Bowman, Jim	S	28	Central Michigan.....	1985-89.....	73	12
Boyce, Josh	WR	82	Texas Christian.....	2013-14.....	10	3
Boyd, Greg	S	29	Arizona.....	1973.....	2	0
Boyd, Greg	DE	65	San Diego State.....	1977-78.....	23	0
Brace, Ron	DL	92/97	Boston College.....	2009-12.....	39	7
Bradshaw, Morris	WR	88	Ohio State.....	1982.....	8	5
Brady, Kyle	TE	88	Penn State.....	2007.....	14	9
Brady, Tom	QB	12	Michigan.....	2000-14.....	209	207
Bramlett, John	LB	57	Memphis State.....	1969-70.....	24	23
Branch, Alan	DL	97	Michigan.....	2014.....	8	2
Branch, Deion	WR	83/84	Louisville.....	2002-05, 2010-12.....	89	71
Brigance, O.J.	LB	59	Rice.....	2002.....	1	0
Brisby, Vincent	WR	82	NE Louisiana.....	1993-99.....	83	46
Briscoe, Marlin	WR	88	Nebraska-Omaha.....	1976.....	14	5
Britt, Wesley	T	65	Alabama.....	2006-08.....	16	2
Brock, Pete	C	58	Colorado.....	1976-87.....	154	88
Brown, Barry	TE-LB	66	Florida.....	1969-70.....	21	13
Brown, Bill E.	LB	54	Syracuse.....	1960.....	14	NA
Brown, Chad	LB	98	Colorado.....	2005, 2007.....	17	5
Brown, Corwin	S	30	Michigan.....	1993-96.....	61	14
Brown, Kareem	DL	95	Miami (Fla.).....	2007.....	0	0
Brown, Monty	LB	93	Ferris State.....	1996.....	11	7
Brown, Preston	WR	81	Vanderbilt.....	1980-82.....	14	4
Brown, Roger	S	47	Virginia Tech.....	1992.....	16	2
Brown, Sergio	S	38/31	Notre Dame.....	2010-11.....	26	3
Brown, Sidney	CB	21	Oklahoma.....	1978.....	16	0
Brown, Troy	WR	80/86	Marshall.....	1993-2007.....	192	70
Brown, Vincent	LB	59	Mississippi Valley St.....	1988-95.....	123	103
Brown, Wilbert	G	60	Houston.....	2003.....	2	0
Browner, Brandon	CB	39	Oregon St.....	2014.....	9	9
Browning, Dave	DE	74	Washington.....	1983.....	12	0
Bruney, Fred	DB	33	Ohio State.....	1960-62.....	28	NA
Brusch, Tedy	LB	54	Arizona.....	1996-2008.....	189	139
Bryant, Hubie	WR	84	Minnesota.....	1971-72.....	12	2
Buben, Mark	DL	63	Tufts.....	1979, 1981.....	32	4
Buchanan, Michael	DL	99	Illinois.....	2013-14.....	18	0
Buckley, Terrell	CB	27/22	Florida State.....	2001-02.....	31	3
Bugenhagen, Gary	OT-G	67	Syracuse.....	1969-70.....	10	6
Buoniconti, Nick	LB	85	Notre Dame.....	1962-68.....	91	20*
Burgess, Derrick	LB	53	Mississippi.....	2009.....	16	6
Burgess, Prescott	LB	93	Michigan.....	2009.....	0	0
Burke, John	TE	85	Virginia Tech.....	1994-96.....	43	12
Burks, Steve	WR	82	Arkansas State.....	1975-77.....	34	1
Burton, Ron	RB	22	Northwestern.....	1960-65.....	69	NA
Bussey, George	OL	66	Louisville.....	2009.....	0	0
Butler, Darius	CB	28	Connecticut.....	2009-10.....	29	8

# PATRIOTS ALL-TIME ROSTER

Name	Pos.	#	College	Years	GP	GS
Butler, Malcolm	CB	21	West Alabama.....	2014.....	11.....	1
Butts, Marion	RB	44	Florida State.....	1994.....	15.....	15
Byars, Keith	FB	41	Ohio State.....	1996-97.....	26.....	14
Byrd, Dennis	DT	78	North Carolina State.....	1968.....	14.....	14

## - C -

Cade, Eddie	S	41	Arizona State.....	1995.....	10.....	0
Cagle, John	DT-LB-G	62	Clemson.....	1969.....	6.....	1
Calabria, Steve	QB	18	Colgate.....	1987.....	1.....	0
Caldwell, Reche	WR	87	Florida.....	2006.....	16.....	14
Calhoun, Don	RB	44	Kansas State.....	1975-81.....	94.....	49
Calloway, Chris	WR	82	Michigan.....	2000.....	7.....	2
Camarillo, Rich	P	3	Washington.....	1981-87.....	85.....	0
Canale, Justin	OG	63	Mississippi State.....	1965-68.....	56.....	14
Canale, Whit	DE	67	Tennessee.....	1968.....	13.....	0
Cannon, Marcus	OL	61	Texas Christian.....	2011-14.....	53.....	11
Canty, Chris	CB	26	Kansas State.....	1997-98.....	32.....	10
Cappadona, Bob	RB	33	Northeastern.....	1966-67.....	27.....	3
Cappelletti, Gino	WR-K-DB	20	Minnesota.....	1960-70.....	153.....	NA
Carey, Brian	WR	81	American International.....	1987.....	2.....	0
Carlson, Jeff	QB	17	Weber State.....	1992.....	3.....	2
Carpenter, Bobby	LB	59	Ohio State.....	2012.....	4.....	0
Carpenter, Rob	WR	81	Syracuse.....	1991.....	8.....	1
Carter, Allen	RB	21	Southern Cal.....	1975-76.....	15.....	0
Carter, Andre	DE	93/96	California.....	2011, 2013.....	23.....	14
Carter, Chris	FS	42	Texas.....	1997-99.....	47.....	15
Carter Kent	LB	51	Southern Cal.....	1974.....	2.....	0
Carter, Tony	FB	30	Minnesota.....	1998-2000.....	43.....	27
Carter, Tony	CB	29	Florida State.....	2010.....	3.....	0
Carthens, Jason	LB	99	Ohio.....	1993-94.....	5.....	0
Carwell, Larry	DB	41	Iowa State.....	1969-72.....	51.....	38
Cash, Rick	DT	63	N.E. Missouri.....	1972-73.....	28.....	27
Casillas, Jonathan	LB	52	Wisconsin.....	2014.....	8.....	3
Cassel, Matt	QB	16	Southern Cal.....	2005-08.....	30.....	15
Catanho, Alcides	LB	54	Rutgers.....	1995.....	12.....	0
Cavanaugh, Matt	QB	12	Pittsburgh.....	1978-82.....	52.....	15
Caveness, Ron	LB	51	Arkansas.....	1968-69.....	NA.....	NA
Centers, Larry	FB	31	Stephen F. Austin.....	2003.....	9.....	3
Chandler, Al	TE	57/82	Oklahoma.....	1976-79.....	39.....	6
Chandler, Edgar	LB	50	Georgia.....	1973.....	12.....	11
Chapple, Dave	P	10	UC-Santa Barbara.....	1974.....	5.....	0
Charles, John	DB	25	Purdue.....	1967-69.....	39.....	37
Chatham, Matt	LB	58	South Dakota.....	2000-05.....	66.....	4
Cherry, Je'Rod	S	30	California.....	2001-04.....	55.....	0
Cherry, J'Juan	CB	32	Arizona State.....	1999.....	0.....	0
Cheyunski, Jim	LB	50	Syracuse.....	1968-72.....	66.....	55
Childress, Bam	WR	13	Ohio State.....	2005-06.....	3.....	0
Childress, Fred	OG	61	Arkansas.....	1991.....	15.....	1
Chilton, Gene	C	63	Texas.....	1990-92.....	36.....	35
Christy, Richard	RB	23	North Carolina.....	1960.....	13.....	NA
Chung, Eugene	OL	69	Virginia Tech.....	1992-94.....	34.....	30
Chung, Patrick	S	25, 23	Oregon.....	2009-12, 14.....	66.....	45
Cindrich, Ralph	LB	55	Pittsburgh.....	1972.....	12.....	3
Claridge, Ryan	LB	47	UNLV.....	2005.....	0.....	0
Clark, Allan	RB	35	Northern Arizona.....	1979-80.....	27.....	0
Clark, Gail	LB	54	Michigan State.....	1974.....	8.....	0
Clark, Phil	DB	22	Northwestern.....	1971.....	2.....	0
Clark, Rico	CB	39	Louisville.....	1999.....	1.....	0
Clark, Steve	DE	65	Kansas State.....	1981.....	7.....	0
Clayborn, Raymond	CB	26	Texas.....	1977-89.....	191.....	165
Clay, Willie	FS	32	Georgia Tech.....	1996-98.....	48.....	48
Clayton, Stan	OT	76	Penn State.....	1990.....	11.....	3
Cleeland, Cameron	TE	85	Washington.....	2002.....	12.....	1
Clayton, Thomas	RB	22	Kansas State.....	2010.....	1.....	0
Cloud, Michael	RB	21	Boston College.....	2003, 2005.....	11.....	1
Cloutier, Dave	DB	28	Maine.....	1964.....	12.....	NA
Coates, Ben	TE	87	Livingstone.....	1991-99.....	142.....	105
Cobbs, Cedric	RB	34	Arkansas.....	2004.....	4.....	0
Cobbs, Duffy	DB	43	Penn State.....	1987.....	3.....	0
Coffey, Wayne	WR	83	SW Texas State.....	1987.....	3.....	2
Cohen, Abe	OG	62	Tennessee-Chattanooga.....	1960.....	14.....	NA
Cohen, Landon	DL	66, 98	Ohio.....	2010, 2011.....	3.....	1
Colclough, Jim	WR	81	Boston College.....	1960-68.....	124.....	6
Cole, Marquice	CB	23	Northwestern.....	2012-13.....	27.....	1
Coleman, Dennis	LB	53	Mississippi.....	1971.....	8.....	0
Coleman, Eric	DB	22	Wyoming.....	1989.....	8.....	0
Coleman, Fred	WR	84	Washington.....	2001-02.....	9.....	0
Coleman, Pat	WR	47	Mississippi.....	1990.....	1.....	0
Collie, Austin	WR	10	BYU.....	2013.....	7.....	1
Collins, Jamie	LB	91	Southern Mississippi.....	2013-14.....	31.....	23

# PATRIOTS ALL-TIME ROSTER

Name	Pos.	#	College	Years	GP	GS
Collins, Todd	LB	54/59	Carson-Newman.....	1992-94, 96-98.....	76	53
Collins, Tony	RB	33	East Carolina.....	1981-87.....	102	83
Collons, Ferric	DE	92	California.....	1995-99.....	64	27
Colon, Harry	S	40	Missouri.....	1991.....	16	14
Colton, George	OT	63	Maryland.....	1987.....	3	3
Colvin, Roosevelt	LB	59	Purdue.....	2003-08.....	65	42
Compton, Mike	C-G	77	West Virginia.....	2001-03.....	34	34
Condon, Tom	OG	63	Boston College.....	1985.....	1	0
Conn, Dick	S	22	Georgia.....	1975-79.....	45	1
Connolly, Dan	OL	63	Southeast Missouri State.....	2008-14.....	85	71
Cook, Marv	TE	46/85	Iowa.....	1989-93.....	80	59
Cooks, Terrence	LB	58	Nicholls State.....	1989.....	3	0
Corbett, Steve	OG	62	Boston College.....	1975.....	14	0
Corcoran, Jim	QB	15	Maryland.....	1968.....	2	0
Corsetti, Rico	LB	93	Bates.....	1987.....	2	0
Costick, Ray	LB	55	Mississippi State.....	1977-79.....	46	7
Cottrell, Dana	LB	45	Syracuse.....	1998.....	2	0
Cowan, Larry	RB	44	Jackson State.....	1982.....	6	0
Cox, Bryan	LB	51	Western Illinois.....	2001.....	11	7
Cox, Christian	LB	47	Utah.....	2011.....	0	0
Crabbe, Shawn	LB	98	Michigan.....	2008-10.....	6	0
Crabtree, Eric	WR	10	Pittsburgh.....	1971.....	6	4
Crawford, Elbert	OL	65	Arkansas.....	1990-91.....	30	16
Crawford, Jim	RB	30	Wyoming.....	1960-64.....	54	NA
Crawford, Vernon	LB	99	Florida State.....	1997-99.....	41	1
Creswell, Smiley	DE	92	Michigan State.....	1985.....	0	0
Crittenden, Ray	WR	81	Virginia Tech.....	1993-94.....	32	4
Croom, Corey	RB	26	Ball State.....	1993-95.....	43	2
Cross, Bob	OT	77	Kilgore C.C.....	1960.....	4	NA
Crouthamel, Jake	RB	34	Dartmouth.....	1960.....	2	NA
Crow, Albert	DT	72	William & Mary.....	1960.....	3	NA
Crump, George	DE	91	East Carolina.....	1982-83.....	9	0
Crump, Harry	RB	31	Boston College.....	1963.....	14	NA
Crumpler, Alge	TE	82	North Carolina.....	2010.....	16	10
Cryder, Bob	OG	75	Alabama.....	1978-83.....	75	36
Cudzik, Walt	OC	54	Purdue.....	1960-63.....	56	NA
Cullors, Derrick	RB	29	Murray State (Ky).....	1997-99.....	31	1
Cunningham, Jay	DB	21	Bowling Green.....	1965-67.....	40	1*
Cunningham, Jermaine	DE	96	Florida.....	2010-12.....	36	14
Cunningham, Sam	RB	39	Southern Cal.....	1973-79,81-82.....	107	94
Currier, Bill	DB	28	South Carolina.....	1980.....	16	0
Cusick, Pete	NT	76	Ohio State.....	1975.....	13	0

## - D -

Dalton, Antico	LB	93	Hampton.....	2000.....	3	0
Damkroger, Maury	LB	51	Nebraska.....	1974.....	11	0
Danenbauer, Bill	DE	77	Emporia.....	1960.....	3	NA
Davey, Rohan	QB	6	Louisiana State.....	2002-04.....	7	0
Davis, Adam	G	61	Oklahoma State.....	2000.....	0	0
Davis, Andre'	WR	18	Virginia Tech.....	2005.....	9	4
Davis, Don	LB	51	Kansas.....	2003-06.....	59	2
Davis, Elgin	RB	40	Central Florida.....	1987-88.....	9	0
Davis, Greg	K	5	Citadel.....	1989.....	9	0
Davis, Ja'Gared	LB	53	Southern Methodist.....	2013-14.....	4	0
Davis, Jack	OG	65	Maryland.....	1960.....	14	NA
Davis, Kanorris	S	36	Troy.....	2013.....	3	0
Davis, Shockmain	WR	84	Angelo State.....	2000.....	12	1
Dawson, Bill	TE-DE	83	Florida State.....	1965.....	9	NA
Dawson, Lin	TE	87	N.C. State.....	1981-90.....	105	75
Deaderick, Brandon	DL	71	Alabama.....	2010-12.....	34	14
Dee, Bob	DE	89	Holy Cross.....	1960-67.....	112	112
Dellenbach, Jeff	C	66	Wisconsin.....	1995.....	15	5
Delucca, Gerry	OT	74	Middle Tennessee State.....	1960-64.....	19	NA
Demps, Jeff	RB	42	Florida.....	2012.....	0	0
Dennard, Alfonzo	CB	37	Nebraska.....	2012-14.....	29	20
DeOssie, Steve	LB	99	Boston College.....	1994-95.....	32	0
Denson, Damon	G	61	Michigan.....	1997-99.....	14	4
DeRiggi, Fed	DT	71	Syracuse.....	1990.....	2	0
Develin, James	FB	46	Brown.....	2012-14.....	33	10
Devey, Jordan	OL	65	Memphis.....	2014.....	7	4
DeVree, Tyson	TE	85	Colorado.....	2008.....	2	0
Dillon, Corey	RB	28	Washington.....	2004-06.....	43	37
Dimitroff, Tom	QB	15	Miami (Ohio).....	1960.....	3	NA
Disenzo, Tony	OT	76	Michigan State.....	1960.....	5	NA
Dobson, Aaron	WR	17	Marshall.....	2013-14.....	16	10
Doig, Steve	LB	59	New Hampshire.....	1986-87.....	6	0
Dombroski, Paul	DB	47	Linfield.....	1981-84.....	36	0
Donnalley, Kevin	DB	23	N. Dakota State.....	1981.....	1	0
Dorsey, Nate	DE	66	Mississippi Valley St.....	1973.....	2	0

# PATRIOTS ALL-TIME ROSTER

Name	Pos.	#	College	Years	GP	GS
Douglas, David	G	67	Tennessee	1989-90	16	6
Dowling, Brian	QB	14	Yale	1972-73	25	0
Dowling, Ras-I	CB	21	Virginia	2011-12	9	2
Dressler, Doug	RB	44	Chico State	1975	5	0
Dukes, Mike	LB	54	Clemson	1964-65	25	NA
DuLac, Bill	OG	68	Eastern Michigan	1974-75	26	2
Dumler, Doug	OC	58	Nebraska	1973-75	42	3
Dupard, Reggie	RB	21	Southern Methodist	1986-89	37	7
Durko, Sandy	S	22	Southern Cal	1973-74	25	18
Dwight, Tim	WR	86	Iowa	2005	16	1
Dykes, Hart Lee	WR	88	Oklahoma State	1989-90	26	16

## - E -

Easley, Dominique	DL	74	Florida	2014	11	2
Eason, Tony	QB	11	Illinois	1983-89	72	49
Eaton, Chad	DT	90	Washington State	1996-2000	65	44
Ebner, Nate	DB	43	Ohio State	2012-14	42	0
Eckel, Kyle	FB	38	Navy	2007	12	0
Edds, A.J.	LB	90	Iowa	2011	2	0
Edelman, Julian	WR	11	Kent State	2009-14	78	37
Edmonds, Randy	LB	51	Georgia Tech	1971	14	0
Edwards, Marc	FB	44	Notre Dame	2001-02	32	23
Edwards, Robert	RB	47	Georgia	1998-2000	16	15
Edwards, Tim	DE	98	Delta State	1992	14	1
Egu, Patrick	RB	33	Nevado-Reno	1989	7	0
Eisenhauer, Larry	DE	72	Boston College	1961-69	115	NA
Eitzmann, Chris	TE	86	Harvard	2000	5	1
Ellard, Henry	WR	17	Fresno State	1998	5	0
Elliott, Jamin	WR	10	Delaware	2003	1	0
Ellis, Ed	T	66	Buffalo	1997-1999	9	1
Ellis, Shaun	DE	94	Tennessee	2011	14	10
Ellison, Jerry	RB	35	Tennessee-Chattanooga	1999	12	0
Emanuel, Bert	WR	87	Rice	2001	2	1
Evans, Heath	FB	44	Auburn	2005-08	54	9

## - F -

Fairchild, Paul	OG	66	Kansas	1984-90	84	38
Falcon, Terry	OG	68	Montana	1978-79	18	0
Farmer, Lonnie	LB	55	Tennessee-Chattanooga	1964-66	31	NA
Farrell, Sean	OG	62	Penn State	1987-90	43	43
Faulk, Kevin	RB	33	Louisiana State	1999-2011	161	47
Fauria, Christian	TE	88	Colorado	2002-05	64	46
Feacher, Ricky	WR	83	Mississippi Valley St.	1976	3	0
Feagles, Jeff	P	6	Miami (Fla.)	1988-89	32	0
Feehery, Gerry	G	63	Syracuse	1989	0	0
Feggins, Howard	CB	36	UNC-Charlotte	1989	11	0
Feldhausen, Paul	OT	66	Northland	1968-69	2	0
Fells, Daniel	TE	86	UC Davis	2012	13	4
Felt, Dick	DB	24	Brigham Young	1962-66	52	NA
Ferguson, Vagas	RB	43	Notre Dame	1980-82	31	21
Fleming, Cameron	OL	71	Stanford	2014	7	2
Fleming, Darius	LB	58	Notre Dame	2014	5	0
Flemister, Zeron	TE	46	Iowa	2004	0	0
Fletcher, Dane	LB	52	Montana State	2010-13	38	6
Fletcher, Derrick	OL	64	Baylor	1999	2	2
Flick, Tom	QB	10	Washington	1982	3	0
Floyd, Chris	FB	37	Michigan	1998-2000	40	2
Flutie, Doug	QB	2	Boston College	1987-89, 2005	22	13
Fontenot, Chris	TE	85	McNeese State	2000	0	0
Foreman, Chuck	RB	22	Miami (Fla.)	1980	16	0
Forston, Marcus	DL	98	Miami (Fla.)	2012-13	4	0
Forte, Ike	RB	38	Arkansas	1976-77	23	1
Foster, Will	LB	55	Eastern Michigan	1973-74	21	1
Fox, Tim	S	48	Ohio State	1976-81	91	91
Frain, Todd	TE	44/85	Nebraska	1987	3	2
Francis, Justin	DL	94	Rutgers	2012	10	0
Francis, Russ	TE	81	Oregon	1975-80, 87-88	92	83
Franklin, Arnold	TE	87	North Carolina	1987	14	0
Franklin, Tony	K	1	Texas A&M	1984-87	62	0
Fraser, Jim	LB-P	51	Wisconsin	1966	14	NA
Frazier, Charley	WR	81	Texas Southern	1969-70	23	13
Freeman, Arturo	S	25	South Carolina	2005	2	1
Friesz, John	QB	17	Idaho	1999-2000	2	0
Frisch, David	TE	88	Colorado State	1995	2	0
Fryar, Irving	WR	80	Nebraska	1984-92	129	104
Fullington, Darrell	S	29	Miami (Fla.)	1991	5	0
Funchess, Tom	OT	73	Jackson State	1968-70	39	39
Fussell, Tom	DE	83	Louisiana State	1967	12	2

# PATRIOTS ALL-TIME ROSTER

Name	Pos.	#	College	Years	GP	GS
- G -						
Gabriel, Doug	WR	85	Central Florida	2006	12	5
Gadbois, Dennis	WR	48/82	Boston University	1987-88	5	1
Gaffney, Jabar	WR	10	Florida	2006-08	43	20
Gaffney, Tyler	RB	36	Stanford	2014	0	0
Gaiter, Tony	WR	17	Miami	1997-98	1	0
Gallaher, Allen	OT	64	Southern Cal	1974	14	0
Galloway, Joey	WR	13	Ohio State	2009	3	2
Gamble, R.C.	RB	13	South Carolina State	1968-69	27	14
Gambol, Chris	OL	74	Iowa	1990	16	15
Gannon, Chris	DE	91	SW Louisiana	1990-93	36	3
Garcia, Teddy	K	7	NE Louisiana	1988	16	0
Gardin, Ron	WR	37	Arizona	1971	8	0
Gardner, Barry	LB	47	Northwestern	2006	0	0
Garoppolo, Jimmy	QB	10	Eastern Illinois	2014	6	0
Garrett, Carl	RB	30	New Mexico Highlands	1969-72	51	42
Garrett, J.D.	RB	32	Grambling State	1964-67	40	0*
Garron, Larry	RB	40	Western Illinois	1960-68	99	12*
Gash, Sam	RB	33	Penn State	1992-97	88	36
Gay, Randall	CB	21	Louisiana State	2004-07	39	14
Geddes, Bob	LB	59	UCLA	1973-75	24	6
George, Tony	S	41	Florida	1999-2000	31	1
Germany, Willie	S	29	Morgan State	1976	10	0
Gibson, Ernest	CB	43	Furman	1984-88	67	14
Gillen, John	LB	54	Illinois	1983	8	0
Gipson, Paul	RB	46	Houston	1973	5	0
Gisler, Mike	G	67	Houston	1993-97	73	7
Givens, David	WR	87	Notre Dame	2002-05	53	27
Gladieux, Bob	RB	24	Notre Dame	1969-72	43	5
Glenn, Terry	WR	88	Ohio State	1996-2001	68	63
Glenn, Vencie	DB	25	Indiana State	1986	4	0
Goad, Tim	NT	72	North Carolina	1988-94	109	105
Gogolak, Charlie	K	7	Princeton	1970-72	26	0
Golden, Tim	LB	59	Florida	1982-84	40	1
Golic, Bob	LB	51	Notre Dame	1979-81	33	12
Gonzalez, Noe	RB	38	SW Texas State	1974	2	0
Gordon, Cameron	LB	45	Michigan	2014	0	0
Gordon, Steve	OL	66	California	1992-93	0	0
Gordon, Tim	S	41	Tulsa	1991-92	21	15
Gorin, Brandon	T	76	Purdue	2003-05	32	18
Gostkowski, Stephen	K	3	Memphis	2006-14	136	0
Graff, Neil	QB	15	Wisconsin	1974-75	25	2
Graham, Art	WR	84	Boston College	1963-68	75	17*
Graham, Daniel	TE	82	Colorado	2002-06	63	49
Graham, Hason	WR	81	Georgia	1995-96	19	1
Graham, Milt	OT	70	Colgate	1961-63	28	NA
Graham, Shayne	K	5	Virginia Tech	2010	8	0
Granby, John	DB	25	Virginia Tech	1992	0	0
Grant, Rupert	FB	34	Howard	1995	7	1
Gravely, Maurice	FS	23	Concord College	1987	1	0
Graves, White	DB	44	Louisiana State	1965-67	40	0
Gray, Jonas	RB	35	Notre Dame	2014	8	3
Gray, Leon	OT	70	Jackson State	1973-78	78	77
Green, David	RB	38	Boston College	1995	2	0
Green, Jarvis	DE	97	Louisiana State	2002-09	121	46
Green, Jerry	RB	45	Georgia Tech	1960	2	NA
Green, Justin	DB	41	Illinois	2013	2	0
Green, Victor	S	27	Akron	2002	16	5
Green-Ellis, BenJarvus	RB	42	Mississippi	2008-11	53	20
Greene, Tom	QB	14	Holy Cross	1960	10	NA
Gregory, Steve	S	28	Syracuse	2012-13	26	23
Grier, Marrio	RB	35	Tennessee-Chattanooga	1996-97	32	0
Griffith, Richard	TE	88	Arizona	1993	3	0
Grimes, Reggie	DE	97	Alabama	2000	8	0
Grissom, Cory	DL	67	South Florida	2013	0	0
Grogan, Steve	QB	14	Kansas State	1975-90	149	131
Gronkowski, Dan	TE	82	Maryland	2011	5	1
Gronkowski, Rob	TE	87	Arizona	2010-14	65	54
Gutierrez, Matt	QB	7	Idaho State	2007-08	5	0
Guyton, Gary	LB	58/59	Georgia Tech	2008-11	60	32
Guyton, Myron	SS	29	Eastern Kentucky	1994-95	30	30
Guzik, John	NT	97	Ohio	1987	3	2

## - H -

Hagen, Halvor	G-DE	62	Weber State	1971-72	26	15
Haggerty, Mike	OT-DE	75	Miami (Ohio)	1971	14	13
Haley, Darryl	OG	68	Utah	1982-84, 86	57	24
Hall, Ron	DB	23	Missouri Valley	1961-67	88	3



# PATRIOTS ALL-TIME ROSTER

Name	Pos.	#	College	Years	GP	GS
Hamilton, Bobby	DE	91	Southern Mississippi	2000-03	64	62
Hamilton, Ray	DE	71	Oklahoma	1973-81	132	117
Hammond, Kim	QB	15	Florida State	1969-70	4	0
Hannah, John	OG	73	Alabama	1973-85	183	183
Hanneman, Craig	DE	74	Oregon State	1974-75	20	3
Hansen, Brian	P	10	Sioux Falls	1990	16	0
Hansen, Bruce	RB	24	Brigham Young	1987	6	2
Hanson, Chris	P	6	Marshall	2007-09	48	0
Hare, Eddie	P	8	Tulsa	1979	16	0
Harlow, Pat	OT	77	Southern Cal	1991-95	74	64
Harmon, Duron	DB	30	Rutgers	2013-14	31	3
Harris, Antwan	CB	23	Virginia	2000-03	52	2
Harris, Marshall	DE	78	Texas Christian	1983	6	2
Harris, Raymont	RB	29	Ohio State	2000	1	0
Harris, Rickie	DB	25	Arizona	1971-72	28	21
Harris, Ronnie	WR/PR/KR	84	Oregon	1993-94	6	0
Harrison, Rodney	S	37	Western Illinois	2003-08	63	62
Hartley, Ken	P	7	Catawba	1981	2	0
Harvey, Richard	LB	58	Tulane	1990	16	9
Hasselbeck, Don	TE	80	Colorado	1977-83	86	27
Hauck, Tim	FS	40	Montana	1990	10	0
Hauser, Art	DT	67	Xavier	1960	8	NA
Hawkins, Artrell	DB	25	Cincinnati	2005-06	19	16
Hawkins, Mike	OLB	59	Texas A&I	1978-81	59	45
Hawkins, Steve	WR	80	Western Michigan	1994	7	0
Hawthorne, Greg	WR/RB	27	Baylor	1984-86	43	11
Hayes, Chris	S	29	Washington State	2002	4	0
Hayes, Donald	WR	81	Wisconsin	2002	12	1
Hayman, Conway	OG	65	Delaware	1972	0	0
Haynes, Mike	CB	40	Arizona State	1976-82	90	86
Haynesworth, Albert	DL	92	Tennessee	2011	6	0
Henderson, Jerome	CB	36	Clemson	1991-93, 1996	39	10
Hendley, David	DB	28	S. Connecticut State	1987	2	0
Henke, Karl	OT	80	Tulsa	1969	10	7
Hennessey, Tom	DB	30	Holy Cross	1965-66	28	NA
Henson, Luther	NT	70	Ohio State	1982-84	21	2
Herline, Alan	P	6	Vanderbilt	1987	3	0
Herman, Brad	TE	82	Iowa	2012	0	0
Hernandez, Aaron	TE	85/81	Florida	2010-12	38	29
Herock, Ken	LB	36	West Virginia	1969	6	0
Herron, Mack	RB	42	Kansas State	1973-75	35	20
Hightower, Dont'a	LB	54	Alabama	2012-14	42	39
Hill, Marquise	DL	91	Louisiana State	2004-06	13	0
Hilliard, Lex	RB	30	Montana	2012	2	0
Hinton, Eddie	WR	82	Oklahoma	1974	9	1
Hitchcock, Jimmy	CB	31	North Carolina	1995-97	37	20
Hix, Kyle	OL	69	Texas	2011-12	0	0
Hobbs, Ellis	CB	27	Iowa State	2005-08	63	49
Hobby, Marion	DE	60	Tennessee	1990-92	42	8
Hochstein, Russ	G	71	Nebraska	2002-08	92	20
Hodge, Milford	DE	97	Washington State	1986-89	49	8
Hodson, Tommy	QB	13	Louisiana State	1990-92	32	12
Hoey, George	DB	23	Michigan	1972-73	25	18
Holcomb, Sean	LB	60	Texas A&I	1995	0	0
Holloway, Brian	OT	76	Stanford	1981-86	88	77
Holmberg, Rob	LB	50	Penn State	2000	18	5
Holmes, Darryl	FS	41	Ft. Valley State	1987-89	44	3
Holmes, Ernie	NT	63	Texas Southern	1978	3	0
Holsey, Bernard	DL	99	Duke	2002	8	0
Hoomanawanui, Michael	TE	47	Illinois	2012-14	43	28
Howard, Bob	CB	24	San Diego State	1975-77	37	15
Howard, David	LB	99	Long Beach State	1991-92	32	15
Hoyer, Brian	QB	8	Michigan State	2009-11	13	0
Huard, Damon	QB	19	Washington	2001-03	4	0
Huarte, John	QB	7	Notre Dame	1966-67	18	0*
Hubach, Mike	P	6	Kansas	1980-81	21	0
Hudson, Bill	DT	61	Clemson	1965	4	4
Hunt, Jim Lee	DT	79	Prairie View	1960-70	146	55*
Hunt, Kevin	OT	62	Doane	1973	1	0
Hunt, Sam	LB	50	Stephen F. Austin	1974-79	84	82
Hunter, Ivy Joe	RB	45	Kentucky	1991	13	10
Hurst, Maurice	CB	37	Southern	1989-95	104	101
Hutson, Brian	SS	36	Mississippi State	1990	2	0
Hyland, Bob	OC	60	Boston College	1977	3	0

- I -

Ihedigbo, James	S	44	Massachusetts	2011	16	12
Ilg, Ray	LB	45	Colgate	1967-68	28	3
Imhof, Martin	DE	64	San Diego State	1975	5	3

# PATRIOTS ALL-TIME ROSTER

Name	Pos.	#	College	Years	GP	GS
Ingram, Brian	LB	51	Tennessee	1982-85	39	0
Ingram, Jake	LS	47	Hawaii	2009-10	24	0
Irwin, Heath	G	63	Colorado	1996-99	44	16
Isaia, Sale	G	72	UCLA	2000	16	14
Israel, Steve	CB	21	Pittsburgh	1997-99	29	20
Ivory, Horace	RB	23	Oklahoma	1977-81	45	12
Ivy, Corey	CB	28	Oklahoma	1999	0	0
Iwuoma, Chidi	CB	29	California	2008	3	0
Izzo, Larry	LB	53	Rice	2001-08	127	0

## - J -

Jackson, Chad	WR	17	Florida	2006-07	14	1
Jackson, Curtis	WR	82	Texas A&M	2000	7	2
Jackson, Eddie	CB	29	Arkansas	2007	3	0
Jackson, Harold	WR	29	Jackson State	1978-81, 87	64	62
Jackson, Honor	DB	29	Pacific	1972-73	20	12
Jacobs, Harry	DE-LB	83	Bradley	1960-62	23	NA
Jacobs, Ray	DT	87	Howard Payne	1969	8	5
Jagielski, Harry	DT	73	Indiana	1960-61	19	NA
James, Craig	RB	32	Southern Methodist	1984-88	52	33
James, Roland	SS	38	Tennessee	1980-90	145	122
Janik, Tom	DB-P	21	Texas A&I	1969-71	42	3
Jarostchuk, Ilia	LB	50	New Hampshire	1990	12	1
Jarvis, Ray	WR	87	Norfolk State	1979	7	0
Jefferson, Shawn	WR	84	Central Florida	1996-99	63	61
Jells, Dietrich	WR	83	Pittsburgh	1996-97	18	1
Jenkins, Ed	RB	30	Holy Cross	1974	3	0
Jeter, Gary	DE	99	Southern Cal	1989	14	0
Johnson, Andy	RB	32	Georgia	1974-81	94	43
Johnson, Bethel	WR	81	Texas A&M	2003-05	39	7
Johnson, Billy	DB	47	Nebraska	1966-69	32	4
Johnson, Charles	WR	81	Colorado	2001	14	2
Johnson, Damian	OG	68	Kansas State	1990	16	16
Johnson, Daryl	DB	23	Morgan State	1968-71	42	41
Johnson, Ellis	RB	38	S.E. Louisiana	1965-66	28	NA
Johnson, Garrett	NT	60	Illinois	2000	8	2
Johnson, Joe	OE	24	Boston College	1960-61	13	NA
Johnson, Lee	P	10	Brigham Young	1999-2001	37	0
Johnson, Mario	DL	98	Missouri	1993	6	0
Johnson, Olrick	LB	51	Florida A&M	2000	12	0
Johnson, Preston	RB	48	Florida A&M	1968	3	0
Johnson, Steve	TE	85	Virginia Tech	1988	14	3
Johnson, Ted	LB	52	Colorado	1995-2004	117	104
Jones, Aaron	DE	97	Eastern Kentucky	1993-95	37	1
Jones, Cedric	WR	83	Duke	1982-90	120	37
Jones, Chandler	DE	95	Syracuse	2012-14	40	37
Jones, Chris	DT	94	Bowling Green	2013-14	28	23
Jones, Don	S	29	Arkansas State	2014	9	0
Jones, Ezell	OT	74	Minnesota	1969-70	15	0
Jones, Kenyatta	T	74	South Florida	2001-02	18	11
Jones, Mike	DE	96	North Carolina State	1994-97	61	37
Jones, Nate	DB	23	Rutgers	2011	5	1
Jones, Tebucky	DB	34	Syracuse	1998-2002, 06	72	36
Jones, Todd	OL	63	Texas A&M	1993	4	0
Jordan, LaMont	RB	32	Maryland	2008	8	0
Jordan, Shelby	OT	74	Washington (Mo.)	1975, 77-82	95	87
Jordan, Tim	LB	93	Wisconsin	1987-89	30	10

## - K -

Kaczur, Nick	T	77	Toledo	2005-10	68	62
Kadzziel, Roin	LB	52	Stanford	1972	14	1
Kapp, Joe	QB	11	California	1970	11	10
Kasper, Kevin	WR	10	Iowa	2004	8	0
Katula, Matt	LS	48	Wisconsin	2010	8	0
Katzenmoyer, Andy	LB	59	Ohio State	1999-2001	24	14
Kecman, Dan	LB	45	Maryland	1970	1	0
Keeton, Durwood	S	29	Oklahoma	1975	12	0
Kelley, Ethan	DB	99	Baylor	2004	1	0
Kelly, Ben	CB-KR	31	Colorado	2001-02	9	0
Kelly, Tommy	DL	93	Mississippi State	2013	5	5
Kerrigan, Mike	QB	19	Northwestern	1983-84	2	0
Key, David	S	26	Michigan	1991	3	0
Khayat, Ed	DT	73	Tulane	1966	14	NA
Kight, Kelvin	WR	19	Florida	2006	4	1
Kimber, Bill	OE	86	Florida State	1961	4	NA
Kinchen, Brian	LS	46	Louisiana State	2003	2	0
Kiner, Steve	LB	57	Tennessee	1971, 73	28	28
King, Claude	RB	41	Houston	1962	14	NA
King, Steve	LB	52	Tulsa	1973-81	124	40

# PATRIOTS ALL-TIME ROSTER

Name	Pos.	#	College	Years	GP	GS
Kingsbury, Kliff	QB	16	Texas Tech	2003	0	0
Klecko, Dan	DL	90	Temple	2003-05	29	3
Klein, Dick	OT	62	Iowa State	1961-62	24	NA
Klemm, Adrian	G/T	70	Hawaii	2000-04	26	10
Kline, Josh	OL	67	Kent State	2013-14	19	5
Knief, Gayle	WR	84	Morningside	1970	3	0
Knutson, Matt	T	62	North Dakota	2002	0	0
Koontz, Ed	LB	54	Catawba	1968	6	1
Kopp, Jeff	LB	91	Southern California	1999	6	0
Koppen, Dan	C	67	Boston College	2003-11	121	120
Koutouvides, Niko	LB	90	Purdue	2011-12	22	1
Krakau, Merv	LB	53	Iowa State	1978	1	0
Kratch, Bob	G	61	Iowa	1994-96	40	36
Kuberski, Bob	DT	93	Navy	1999	5	0
Kuehn, Art	OC	78	UCLA	1983	2	0
Kurpeikis, Justin	LB	47	Penn State	2004	5	0

## - L -

Ladd, Anthony	WR	18	Cincinnati	1998	4	0
LaFell, Brandon	WR	19	LSU	2014	16	13
LaFreniere, Bill	WR	88	Northeastern	1987	0	0
Lambert, Dion	DB	28	UCLA	1992-93	30	4
Landry, Anthony	RB	35	Stephen F. Austin	1990	0	0
Lane, Max	OT	68	Navy	1994-2000	100	70
Langham, Antonio	CB	38	Alabama	2000	15	7
Larsen, Spencer	FB	46	Arizona	2012	0	0
Larson, William	RB	34	Western Illinois	1960	1	NA
Lassiter, Ike	DE	87	St. Augustine's	1970-71	19	16
Law, Ty	CB	24	Michigan	1995-2004	141	133
Lawson, Jamie	RB	29	North Carolina State	1990	1	0
Lawson, Odell	RB	32	Langston	1970-71	16	3
LeBlanc, Michael	RB	27/40	Stephen F. Austin	1987	4	2
Lee, John	DE	66	Nebraska	1981	4	4
Lee, Keith	DB	22	Colorado State	1981-84	54	8
Lee, Kevin	WR	86	Alabama	1994-95	7	2
Lee, Robert	G	60	Missouri	1960	8	NA
Legette, Bernie	RB	35	Michigan State	1993-94	10	0
Lenkaitis, Bill	C	67	Penn State	1971-81	151	119
Leo, Bobby	WR	24	Harvard	1967-68	3	0
Leo, Charlie	OG	63	Indiana	1960-62	34	NA
Leonard, Louis	DL	66	Fresno State	2010	1	0
LeVoi, Mark	T	64	Notre Dame	2008-10	32	2
Lewis, Bill	C	75	Nebraska	1993	7	5
Lewis, Vernon	CB	43	Pittsburgh	1993-96	44	2
Light, Matt	T	72	Purdue	2001-11	155	153
Lindquist, Paul	DT	67	New Hampshire	1961	2	NA
Linne, Larry	WR	80	Texas-El Paso	1987	3	3
Lippett, Ronnie	DB	42	Miami (Fla.)	1983-91	122	111
Livingston, Walt	RB	24	Heidelberg	1960	3	NA
Lloyd, Brandon	WR	85	Illinois	2012	16	15
Lockett, Bret	DB	38/26	UCLA	2009-11	10	0
Lockhart, Eugene	LB	51	Houston	1991-92	32	21
Lockwood, Scott	RB	40	Southern Cal	1992-93	4	0
Lofton, Oscar	OE	86	S.E. Louisiana	1960	14	NA
Lofton, Steve	CB	38	Texas A&M	1997	10	0
Long, Charlie	G	76	Tennessee-Chattanooga	1961-69	124	17
Long, Mike	OE	87	Brandeis	1960	2	NA
Looker, Dane	WR	87	Washington	2000	0	0
Lott, Billy	RB	32	Mississippi	1961-63	35	NA
Loudd, Rommie	LB	60	UCLA	1961-62	27	NA
Loukas, Angelo	G	66	Northwestern	1970	2	0
Love, Arther	TE	48	South Carolina St.	2001	0	0
Love, Kyle	DL	74	Mississippi State	2010-12	41	25
Lowe, Omare	CB	23	Washington	2004	3	0
Lowery, Nick	K	7	Dartmouth	1978	2	0
Lowry, Orlando	LB	91	Ohio State	1989	2	0
Lua, Oscar	LB	49	Southern Cal	2007	0	0
Lucas, Ray	WR	15	Rutgers	1996	2	0
Lunsford, Mel	DE	72	Central State (Ohio)	1973-80	92	74
Lyle, Rick	DL	96	Missouri	2002-03	21	3

## - M -

Mahoney, John "Butch"	CB	23	American International	1961	NA	NA
Maitland, Jack	RB	40	Williams	1971-72	27	0
Mallard, Wesly	LB	96	Oregon	2005	3	0
Mallett, Ryan	QB	15	Arkansas	2011-13	4	0
Mallory, Irvin	DB	43	Virginia Union	1971	2	0
Maneri, Steve	T/TE	65/86	Temple	2010, 2014	1	0
Mangiero, Dino	NT	96	Rutgers	1987	2	0
Mangum, John	DT	74	Southern Mississippi	1966-67	28	5

# PATRIOTS ALL-TIME ROSTER

Name	Pos.	#	College	Years	GP	GS
Mankins, Logan	OL	70	Fresno State	2005-13	130	130
Marion, Fred	FS	31	Miami (Fla.)	1982-91	144	114
Maroney, Laurence	RB	39	Minnesota	2006-10	45	14
Marsh, Aaron	WR	29	Eastern Kentucky	1968-69	28	16
Marshall, Al	WR	88	Boise State	1974	4	0
Martin, Curtis	RB	28	Pittsburgh	1995-97	45	43
Martin, Derrick	S	26	Wyoming	2012	5	0
Martin, Donald	CB	38	Yale	1973	14	2
Martin, Sammy	WR	82	Louisiana State	1988-91	40	1
Martin, Steve	DT	90	Missouri	2002	14	5
Mason, Dave	S	28	Nebraska	1973	8	1
Mass, Wayne	OT	75	Miami (Fla.)	1972	6	0
Massey, Jim	CB	47	Linfield	1974-75	15	1
Matich, Trevor	OC	64	Brigham Young	1985-88	26	11
Matthews, Bill	LB	53	South Dakota State	1979-81	48	10
Matthews, Henry	RB	35	Michigan State	1972	3	3
Matthews, Michael	TE	80	Georgia Tech	2009	4	0
May, Art	DE	71	Tuskegee	1971	11	5
Mayo, Jerod	LB	51	Tennessee	2008-14	87	85
Mays, Corey	LB	46	Notre Dame	2006-07	9	0
Mayer, Shawn	S	39/23	Penn State	2003-04	12	0
McAlister, James	RB/KR	37	UCLA	1978	16	0
McCabe, Jerry	LB	52	Holy Cross	1987	3	3
McCall, Bob	RB	24	Arizona	1973	8	1
McCarthy, Shawn	P	11	Purdue	1991-92	29	0
McClain, Terrell	DL	93	South Florida	2012	1	0
McComb, Don	DE	85	Villanova	1960	1	NA
McCourty, Devin	DB	32	Rutgers	2010-14	77	77
McCrary, Fred	FB	44	Mississippi State	2003	6	3
McCray, Prentice	S	34	Arizona State	1974-80	81	65
McCurry, Dave	S	40	Iowa State	1974	2	0
McDermott, Sean	LS	49	Kansas	2003	1	0
McDonald, Nick	OL	65	Grand Valley State	2011-12	16	3
McDougald, Doug	DE	70	Virginia Tech	1980	8	0
McGee, George	OT	75	Southern	1960	14	NA
McGee, Tony	DE	78	Bishop (Texas)	1974-81	119	37
McGinest, Willie	DE/LB	55	Southern Cal	1994-2005	171	146
McGovern, Rob	LB	58	Holy Cross	1992	4	0
McGowan, Brandon	S	30	Maine	2009-10	16	11
McGrew, Lawrence	LB	50	Southern Cal	1980-89	122	74
McGrew, Michael	WR	15	Virginia	2005	0	0
McGruder, Scooter	CB	27	Kent State	1996-97	17	0
McHale, Joe	LB	55	Delaware	1987	3	0
McKay, Bob	OT	66	Texas	1976-78	39	16
McKenzie, Tyrone	LB	44	South Florida	2009	0	0
McKinnon, Don	LB	51	Dartmouth	1963-64	17	NA
McMahon, Art	DB	28	N.C. State	1968-72	43	7
McMurtry, Greg	WR	86	Michigan	1990-93	58	41
McNeil, Emmanuel	NT	92	Tennessee-Martin	1989	1	0
McQuay, Leon	RB	31	Tampa	1975	13	0
McSwain, Chuck	RB	32	Clemson	1987	3	1
McSwain, Rod	CB	23	Clemson	1984-90	90	17
Meggett, David	RB	22	Towson State	1995-97	48	3
Megna, Marc	LB	96/99	Richmond	1999-2000	4	0
Meixler, Ed	LB	52	Boston University	1965	4	NA
Melander, Jon	OG	64	Minnesota	1991	11	3
Merkerson, Ron	LB	50	Colorado	1999	0	0
Meriweather, Brandon	DB	31	Miami (Fla.)	2007-10	64	40
Mesko, Zoltan	P	14	Michigan	2010-12	48	0
Mickens, Ray	CB	38	Texas A&M	2006	4	0
Mildren, Jack	S	45	Oklahoma	1974	14	10
Millen, Hugh	QB	7	Washington	1991-92	20	20
Miller, Al	RB	32	Boston College	1960	14	NA
Miller, Dan	K	6	Miami (Fla.)	1982	2	0
Miller, Jim	QB	13	Michigan State	2004	0	0
Miller, Josh	P	8	Arizona	2004-06	42	0
Millroy, Lawyer	S	36	Washington	1996-2002	112	106
Mills, Garrett	TE	45	Tulsa	2006	0	0
Mirich, Rex	DT	76	Northern Arizona	1970	7	1
Mitchell, Brandon	DE	98	Texas A&M	1997-2001	62	37
Mitchell, Leroy	DB	41	Texas Southern	1967-68	28	28
Mitchell, Mel	S	24	Western Kentucky	2006-07	10	0
Moe, TJ	WR	84	Missouri	2013	0	0
Molden, Antwaun	CB	27	Eastern Kentucky	2011	16	2
Montlor, Mike	OT	64	Colorado	1969-72	53	50
Moore, Arthur	DT	75	Tulsa	1973-77	29	0
Moore, Brandon	OT	70	Duke	1993-95	26	0
Moore, Eric	DL	92/98	Florida State	2010, 2011	6	3
Moore, Greg	LB	54	Tennessee-Chattanooga	1987	3	3

# PATRIOTS ALL-TIME ROSTER

Name	Pos.	#	College	Years	GP	GS
Moore, Leroy	DE	61	Ft. Valley State	1961-62	19	NA
Moore, Marty	LB	58/90	Kentucky	1994-99, 2001	96	10
Moore, Rashad	DL	95	Tennessee	2007	1	0
Moore, Sterling	DB	29	Southern Methodist	2011-12	14	3
Moore, Steve	OT	67	Tennessee State	1983-87	52	31
Moore, Will	WR	83	Texas Southern	1995	16	13
Moore, Zach	DL	90	Concordia-St. Paul	2014	8	1
Moreland, Earthwind	CB	29	Georgia Southern	2004	9	2
Morey, Sean	WR	85	Brown	1999	2	0
Morgan, Stanley	WR	86	Tennessee	1977-89	180	165
Morris, Aric	S	29	Michigan State	2003	4	0
Morris, James	LB	49	Iowa	2014	0	0
Morris, Jamie	RB	24	Michigan	1990	5	0
Morris, Jon	OC	56	Holy Cross	1964-74	130	82
Morris, Sammy	RB	34	Texas Tech	2007-10	41	12
Morriss, Guy	OC	75	Texas Christian	1984-87	53	22
Mosier, John	TE	88	Kansas	1973	2	2
Moss, Randy	WR	81	Marshall	2007-10	52	51
Moss, Roland	TE	86	Toledo	1971	14	6
Moss, Zefross	T	77	Alabama State	1997-99	42	42
Movatt, Zeke	TE	81	Florida State	1990	10	0
Mruczkowski, Gene	OL	64	Purdue	2003-06	18	0
Mulligan, Matthew	TE	88	Maine	2013	15	4
Murphy, Bill	WR	31	Cornell	1968	6	5
Murphy, Jim	QB	7	Northeastern	1998	0	0
Murrell, Marques	LB	93	Appalachian State	2010	1	0
Myers, Leonard	CB	25	Miami (Fla.)	2001-02	15	1

## - N -

Nance, Jim	RB	35	Syracuse	1965-71	94	66*
Naposki, Eric	LB	49	Connecticut	1988-89	4	0
Neal, Stephen	OL	61	Cal State Bakersfield	2001-10	86	81
Neblett, Andre	DL	71	Temple	2013	1	0
Neighbors, Billy	OG	73	Alabama	1962-65	56	NA
Nelson, Edmund	DE	65	Auburn	1988	12	1
Nelson, Steve	LB	57	N. Dakota State	1974-87	174	173
Neumann, Tom	RB	36	Northern Michigan	1963	10	NA
Neville, Tommy	OT	77	Mississippi State	1965-77	160	114*
Nichols, Bob	TE	87	Boston University	1967-68	15	1
Nichols, Ricky	WR	86	East Carolina	1987	1	0
Ninkovich, Rob	LB	50	Purdue	2009-14	95	74
Nugent, David	DE	92	Purdue	2000-01	15	1

## - O -

O'Callaghan, Ryan	T	68	California	2006-08	25	7
O'Connell, Kevin	QB	5	San Diego State	2008	2	0
O'Hanley, Ross	DB	25	Boston College	1960-65	63	NA
O'Neal, Deltha	CB	21	California	2008	16	10
O'Neill, Pat	P	5	Syracuse	1994-95	24	0
Oakes, Don	OT	71	Virginia Tech	1963-68	27	16
Ochocinco, Chad	WR	85	Oregon State	2011	15	3
Ohrnberger, Rich	OL	60	Penn State	2009-11	5	0
Ojinnaka, Quinn	OL	69	Syracuse	2010	8	0
Orton, Greg	WR	16	Purdue	2014	0	0
Osborne, Chuck	DT	71	Arizona	2000	0	0
Osley, Willie	CB	37	Illinois	1974	10	4
Outlaw, John	DB	44	Jackson State	1969-72	33	19
Overton, Don	RB	29	Fairmont State	1990	7	0
Owen, Tom	QB	17	Wichita State	1976-81	12	1
Owens, Dennis	NT	98	N.C. State	1982-86	71	44

## - P -

Page, Jarrad	S	44	UCLA	2010	10	1
Parilli, Babe	QB	15	Kentucky	1961-67	94	11*
Parker, Riddick	DT	97	North Carolina	2001	13	0
Pass, Patrick	RB	35	Georgia	2000-06	78	11
Patrick, Mike	P	2	Mississippi State	1975-78	43	0
Patten, David	WR	86	Western Carolina	2001-04	54	44
Patton, Jerry	DE	72	Nebraska	1975	3	3
Paulk, Jeff	FB	46	Arizona State	2000	1	0
Paxton, Lonie	LS	66	Sacramento State	2000-08	141	0
Pennywell, Carlos	WR	88	Grambling State	1978-81	48	2
Peoples, George	RB	35	Auburn	1983	16	0
Perkins, Willis	OG	NA	Texas Southern	1961	1	NA
Perryman, Robert	RB	34	Michigan	1987-89	41	31
Peterson, Joe	CB	45	Nevada-Reno	1987	3	3
Petrus, Mitch	OL	67	Arkansas	2012	2	0
Phifer, Roman	LB	95	UCLA	2001-04	59	46
Phillips, Jess	RB	35	Michigan State	1976-77	27	0
Philpott, Ed	LB	52	Miami (Ohio)	1967-71	68	53



# PATRIOTS ALL-TIME ROSTER

Name	Pos.	#	College	Years	GP	GS
Pickering, Clay	WR	48	Maine.....	1987.....	1.....	0
Pitts, Mike	DE	93	Alabama.....	1993-94.....	32.....	31
Pleasant, Anthony	DE	98	Tennessee State.....	2001-03.....	37.....	27
Plunkett, Art	OT	70	UNLV.....	1985, 87.....	22.....	1
Plunkett, Jim	QB	16	Stanford.....	1971-75.....	61.....	61
Polite, Lousaka	FB	36	Pittsburgh.....	2011.....	1.....	0
Pool, David	CB	27	Carson-Newman.....	1991-92.....	31.....	17
Poole, Tyrone	CB	38	Fort Valley State.....	2003-05.....	22.....	21
Pope, Ken	CB	41	Oklahoma.....	1974.....	4.....	0
Porrell, Tom	NT	65	Boston College.....	1987.....	1.....	1
Porter, Willie	DB	27	Texas Southern.....	1968.....	13.....	0
Posey, David	K	9	Florida.....	1978.....	11.....	0
Poteat, Hank	CB	31/32	Pittsburgh.....	2004-06.....	12.....	2
President, Andre	TE	88	Angelo State.....	1995.....	1.....	0
Prestridge, Luke	P	17	Baylor.....	1984.....	9.....	0
Price, Kenny	LB	54	Iowa.....	1971.....	1.....	0
Price, Taylor	WR	17	Ohio.....	2010-11.....	4.....	0
Profit, Eugene	DB	22	Yale.....	1986-88.....	5.....	0
Pruett, Perry	DB	39	North Texas State.....	1971.....	11.....	1
Pryor, Myron	DL	91	Kentucky.....	2009-11.....	24.....	2
Puetz, Garry	OG	77	Valparaiso.....	1979-81.....	36.....	5
Purnell, Lovett	TE	48/85	West Virginia.....	1996-98.....	34.....	7
Purvis, Vic	WR	31	Southern Mississippi.....	1966-67.....	16.....	0*
Pyne, George	DL	75	Olivet.....	1965.....	14.....	NA

## - R -

Rademacher, Bill	WR	33	N. Michigan State.....	1969-70.....	27.....	5
Rakoczy, Gregg	OL	71	Miami (Fla.).....	1991-92.....	21.....	4
Ramsey, Derrick	TE	88	Kentucky.....	1983-85.....	46.....	23
Ramsey, Tom	QB	12	UCLA.....	1985-88.....	21.....	4
Ratkowski, Ray	RB	23	Notre Dame.....	1961.....	1.....	NA
Rawlings, Josh	OL	62	Minnesota.....	2000.....	0.....	0
Ray, Eddie	RB-P	36	Louisiana State.....	1970.....	5.....	1
Ray, Terry	S	23	Oklahoma.....	1993-96.....	63.....	24
Redd, Vince	LB	49	Liberty.....	2008.....	5.....	0
Redding, Reggie	OL	70	Cal State-Fullerton.....	1992.....	14.....	14
Redmond, J.R.	RB	21	Arizona State.....	2000-02.....	33.....	5
Reed, Benton	DE	71	Mississippi.....	1987.....	3.....	3
Rehberg, Scott	T	60	Central Michigan.....	1997-98.....	8.....	0
Rehder, Tom	OT	76	Notre Dame.....	1988-89.....	32.....	0
Reid, Dexter	S	42	North Carolina.....	2004.....	13.....	2
Reilly, Kevin	LB	55	Villanova.....	1975.....	4.....	1
Revis, Darrelle	CB	24	Pittsburgh.....	2014.....	16.....	16
Rembert, Johnny	LB	52	Clemson.....	1983-92.....	126.....	72
Reynolds, Bob	OT	74	Bowling Green.....	1972-73.....	20.....	14
Reynolds, Ed	LB	95	Virginia.....	1983-91.....	119.....	34
Reynolds, Ricky	CB	21	Washington State.....	1994-96.....	42.....	35
Reynolds, Tom	WR	21	San Diego State.....	1972.....	12.....	0
Rheams, Leonta	DL	75	Houston.....	1998.....	6.....	0
Rice, Rodney	DB	43	Brigham Young.....	1989.....	10.....	0
Richard, Darryl	DL	90	Georgia Tech.....	2009-2010.....	0.....	0
Richard, Jamey	OL	71	Buffalo.....	2012.....	0.....	0
Richards, Dave	OL	62	UCLA.....	1996.....	5.....	0
Richardson, Al	DE	79	Grambling State.....	1960.....	3.....	NA
Richardson, Jesse	DT	75	Alabama.....	1962-64.....	42.....	NA
Richardson, Mike	DB	35	Notre Dame.....	2007-08.....	10.....	0
Richardson, Tom	WR	49	Jackson State.....	1969-70.....	15.....	0
Ridley, Stevan	RB	22	LSU.....	2011-14.....	52.....	25
Rivera, Mike	LB	59	Kansas.....	2012.....	10.....	1
Rivers, Marcellus	TE	82	Oklahoma State.....	2007.....	3.....	0
Robbins, Randy	S	48	Arizona.....	1992.....	15.....	15
Roberts, Tim	DE	94	Southern Mississippi.....	1995.....	13.....	12
Roberts, William	G	76	Ohio State.....	1995-96.....	32.....	27
Robinson, Bo	RB	41	West Texas State.....	1984.....	16.....	1
Robinson, Greg	OT	61/68	Sacramento State.....	1987.....	3.....	3
Robinson, Junior	CB	27	East Carolina.....	1990.....	16.....	0
Robinson, Rex	K	7	Georgia.....	1982.....	3.....	0
Robinson-Randall, Greg	T	64/77	Michigan State.....	2000-02.....	35.....	22
Robotti, Frank	LB-RB	51	Boston College.....	1961.....	12.....	NA
Rogers, Doug	DE	65	Stanford.....	1984.....	12.....	0
Romaniszyn, Jim	LB	53	Edinboro State (Pa.).....	1976.....	11.....	2
Romeo, Tony	TE	86	Florida State.....	1962-67.....	75.....	0*
Romine, Al	DB	46	Florence State.....	1961.....	1.....	NA
Rowe, Dave	DT	76	Penn State.....	1971-73.....	42.....	33
Rucci, Todd	OG	71	Penn State.....	1993-99.....	85.....	75
Rucker, Reggie	WR	33	Boston University.....	1971-74.....	43.....	38
Rudolph, Jack	LB	80	Georgia Tech.....	1960-65.....	56.....	NA
Ruegamer, Grey	C/G	67	Arizona State.....	2000-02.....	33.....	3
Russ, Bernard	LB	51	West Virginia.....	1997-99.....	9.....	0
Russell, Leonard	RB	32	Arizona State.....	1991-93.....	43.....	40

# PATRIOTS ALL-TIME ROSTER

Name	Pos.	#	College	Years	GP	GS
Ruth, Mike	NT	65	Boston College	1986-87	8	0
Rutledge, Rod	TE	83	Alabama	1998-2001	63	31
Ruud, Bo	LB	91	Nebraska	2008	0	0
Ryan, Logan	CB	26	Rutgers	2013-14	32	13

## - S -

Sabb, Dwayne	LB	95	New Hampshire	1992-96	73	24
Sacco, Frank	LB	95	Fordham	1987	2	0
Sagapolutele, Pio	DT	75	San Diego State	1996	15	10
Salas, Greg	WR	17	Hawaii	2012	1	0
Saltz, Lee	QB	12	Temple	1992	0	0
Sam, P.K.	WR	14	Florida State	2004	3	0
Samuel, Asante	CB	22	Central Florida	2003-07	75	53
Sanders, James	S	36	Fresno State	2005-10	84	50
Sanders, John	S	25	South Dakota	1974-76	30	24
Sanders, Lewis	DB	29	Maryland	2008	10	4
Sandham, Todd	OG	72	Northeastern	1987	2	0
Sands, Terdell	DL	74	Tennessee-Chattanooga	2009	1	0
Sanford, Rick	FS	25	South Carolina	1979-84	89	53
Saranovitz, Brian	OG	70	New Hampshire	1987	0	0
Sardisco, Tony	OG	64	Tulane	1960-62	40	NA
Satcher, Doug	LB	58	Southern Mississippi	1966-68	28	26
Sauerbrun, Todd	P	18	West Virginia	2006	2	0
Sawyer, Jon	CB	31	Cincinnati	1987	2	0
Saxon, Mike	P	4	San Diego State	1993	16	0
Saylor, Jace	DL	94	Michigan State	2001	2	1
Scarpito, Bob	WR-P	46	Notre Dame	1968	14	0
Schaum, Greg	DE	76	Michigan State	1978	14	0
Schmidt, Bob	OT	74	Minnesota	1964	14	NA
Scholtz, Bruce	LB	51	Texas	1989	8	2
Schottenheimer, Marty	LB	54	Pittsburgh	1969-70	23	5
Schroeder, Bill	WR	18	Wisconsin-La Crosse	1995	0	0
Schubert, Eric	K	1	Pittsburgh	1987	2	1
Schubert, Steve	WR	87	Massachusetts	1974	8	2
Schwedes, Gerhardt	RB	31	Syracuse	1960-61	7	NA
Scott, Chad	CB	30	Maryland	2005-07	17	9
Scott, Clarence	DB	26	Morgan State	1969-72	43	24
Scott, Guss	S	29/39	Florida	2004-06	6	2
Scott, Trevor	DE	99	Buffalo	2012	14	2
Scott, Walter	DL	94	East Carolina	1996	1	0
Scott, Willie	TE	88	South Carolina	1986-88	25	2
Sealby, Randy	LB	53/59	Missouri	1987	2	1
Seau, Junior	LB	55	Southern Cal	2006-09	38	16
Secules, Scott	QB	10	Virginia	1993	12	4
Sellers, Ron	WR	34	Florida State	1969-71	35	30
Servanga, Kato	CB	31	California	1998-2000	31	3
Seymour, Richard	DE	93	Georgia	2001-08	111	105
Shaw, Harold	FB	44	Southern Mississippi	1998-2000	35	0
Shaw, Sedrick	RB	23	Iowa	1997-98	14	1
Shaw, Terrance	CB	22	Stephen F. Austin	2001	13	3
Shegog, Ron	SS	42	Austin Peay	1987	3	3
Sherman, Tom	QB-DB	14	Penn State	1968-69	18	7
Shiancoe, Visanthe	TE	80	Morgan State	2012	5	0
Shiner, Dick	QB	11	Maryland	1973-74	4	0
Shoate, Rod	LB	56	Oklahoma	1975-81	76	65
Shonta, Chuck	DB	34	Eastern Michigan	1960-67	14	14
Shorts, Peter	DE	90	Illinois State	1989	1	0
Sievers, Eric	TE	85	Maryland	1989-90	24	6
Siliga, Sealver	DT	71, 96	Utah	2013-14	12	9
Silvestro, Alex	DE	69	Rutgers	2011	1	0
Simerson, John	OT	75	Purdue	1961	10	NA
Simmons, Kendall	G	71	Auburn	2009	1	0
Simmons, Tony	WR	81	Wisconsin	1998-2000	38	9
Sims, Kenneth	DE	77	Texas	1982-89	74	64
Singer, Karl	OT	68	Purdue	1966-68	39	0
Singleton, Chris	LB	55	Arizona	1990-93	33	22
Sisson, Scott	K	9	Georgia Tech	1993	13	0
Skene, Doug	G	74	Michigan	1994	6	6
Skinner, Deontae	LB	55	Mississippi State	2014	7	1
Slade, Chris	LB	53	Virginia	1993-2000	127	108
Slater, Matthew	WR	18	UCLA	2008-14	103	3
Small, Torrance	WR	84	Alcorn State	2001	3	0
Smerlas, Fred	NT	76	Boston College	1991-92	32	1
Smith, Antowain	RB	32	Houston	2001-03	45	36
Smith, Donnell	DE	65	Southern	1973-74	21	0
Smith, Hal	DT	70	UCLA	1960	10	NA
Smith, John	K	1	Southampton (England)	1974-83	116	0
Smith, Jonathan	WR	81	Georgia Tech	2006	2	0
Smith, Kenny	DL	95	Alabama	2008	0	0
Smith, Le Kevin	DL	90	Nebraska	2006-08	31	0
Smith, Otis	CB	45	Missouri	1996, 2000-02	56	48

# PATRIOTS ALL-TIME ROSTER

Name	Pos.	#	College	Years	GP	GS
Smith, Ricky	DB	27	Alabama State.....	1982-84.....	26.....	0
Smith, Rod	DB	22	Notre Dame.....	1992-94.....	48.....	17
Smith, Sean	DE	97	Georgia Tech.....	1990-91.....	17.....	1
Snyder, Al	WR	38	Holy Cross.....	1964.....	2.....	NA
Solder, Nate	T	77	Colorado.....	2011-14.....	63.....	60
Solitis, Bob	DB	42	Minnesota.....	1960-61.....	3.....	NA
Songin, Ed "Butch"	QB	11	Boston College.....	1960-61.....	28.....	NA
Sopoga, Isaac	DT	90	Hawaii.....	2013.....	6.....	2
Spach, Stephen	TE	82	Fresno State.....	2007-08.....	5.....	0
Spann, Antwain	CB	31	Louisiana-Lafayette.....	2006-08.....	19.....	0
Spears, Ron	DE	78	San Diego State.....	1982-83.....	8.....	1
Spikes, Brandon	LB	55	Florida.....	2010-13.....	51.....	39
Spires, Greg	DE	94	Florida State.....	1998-2000.....	42.....	3
Springs, Shawn	S	29	Ohio State.....	2009.....	12.....	8
St. Jean, Lennie	OG	60	N. Michigan.....	1964-73.....	140.....	96*
Stallworth, Donté	WR	18/19	Tennessee.....	2007, 2012.....	17.....	9
Stanback, Isaiah	WR/QB	15	Washington.....	2009.....	6.....	2
Stanley, Sylvester	NT	63	Michigan.....	1994.....	7.....	0
Stanley, Walter	WR	81	Colorado.....	1992.....	13.....	0
Starks, Duane	CB	23	Miami (Fla.).....	2005.....	7.....	6
Starring, Stephen	WR	81	McNeese.....	1983-87.....	72.....	33
Stavrovsky, Jason	K	4	Tulsa.....	1988-91.....	42.....	0
Steinfort, Fred	K	5	Boston College.....	1983.....	9.....	0
Stenger, Brian	LB	59	Notre Dame.....	1973.....	10.....	2
Stephens, Calvin	G	68	South Carolina.....	1992.....	14.....	1
Stephens, John	RB	44	NW Louisiana State.....	1988-92.....	76.....	59
Stephens, Tom	DB-TE	45	Syracuse.....	1960-64.....	49.....	NA
Stevens, Matt	S	26	Appalachian State.....	2000-01.....	16.....	4
Stingley, Darryl	WR	84	Purdue.....	1973-77.....	60.....	53
Stokes, Barry	OL	75	Eastern Michigan.....	2008.....	0.....	0
Stokes, Eric	C-G	78	Northeastern.....	1987.....	1.....	1
Stokes, J.J.	WR	85	UCLA.....	2003.....	2.....	0
Stolberg, Eric	WR	19	Indiana.....	1971.....	0.....	0
Stone, Michael	S	24	Memphis.....	2005.....	13.....	3
Stork, Bryan	C	66	Florida State.....	2014.....	13.....	11
Strigal, Bill	LB	72	College of Pacific.....	1960.....	5.....	NA
Stuckey, Shawn	LB	93	Troy State.....	1998.....	6.....	0
Studstill, Pat	P	2	Houston.....	1972.....	14.....	0
Sturt, Fred	G	63	Bowling Green.....	1976-78.....	29.....	0
Suci, Bob	DB	21	Michigan State.....	1963.....	14.....	NA
Sudfeld, Zach	TE	44	Nevada.....	2013.....	3.....	0
Sullivan, Chris	DE	74	Boston College.....	1996-99, 2001.....	63.....	20
Svitek, Will	OL	74	Stanford.....	2013.....	13.....	2
Swanson, Terry	P	36	Massachusetts.....	1967-68.....	24.....	0
Sweet, Joe	WR	81	Tennessee State.....	1974.....	4.....	0
Sykes, Alfred	WR	13	Florida A&M.....	1971.....	4.....	1

- T -

Taliaferro, Mike	QB	17	Illinois.....	1968-71.....	32.....	25
Talib, Aqib	CB	31	Kansas.....	2012-13.....	19.....	18
Tanner, John	LB-DE	53	Tennessee Tech.....	1973-74.....	27.....	2
Tardits, Richard	LB	53	Georgia.....	1990-92.....	27.....	1
Tarpinian, Jeff	LB	53	Iowa.....	2011-12.....	10.....	1
Tarver, John	RB	36	Colorado.....	1972-74.....	31.....	15
Tate, Brandon	WR	19	North Carolina.....	2009-10.....	18.....	11
Tatupu, Mosi	RB	30	Southern Cal.....	1978-90.....	194.....	22
Taylor, Chris	RB	35	Indiana.....	2009.....	0.....	0
Taylor, Fred	RB	21	Florida.....	2009-10.....	13.....	1
Taylor, Gene	WR	82	Fresno State.....	1991.....	1.....	0
Taylor, Greg	RB	45	Virginia.....	1982.....	1.....	0
Taylor, Kitrick	WR	49	Washington State.....	1989.....	4.....	0
Tennant, Matt	OL	67	Boston College.....	2012.....	0.....	0
Testaverde, Vinny	QB	14	Miami (Fla.).....	2006.....	3.....	0
Tharpe, Larry	OT	77	Tennessee State.....	1996.....	0.....	0
Thomas, Adalius	LB	96	Southern Mississippi.....	2007-09.....	39.....	35
Thomas, Ben	DE	99	Auburn.....	1985.....	15.....	0
Thomas, Blair	RB	32	Penn State.....	1994.....	3.....	0
Thomas, David	TE	86	Texas.....	2006-08.....	32.....	13
Thomas, Donald	OL	64	Connecticut.....	2011-12.....	26.....	8
Thomas, Donnie	LB	51	Indiana.....	1976.....	3.....	1
Thomas, Gene	RB	22	Florida A&M.....	1968.....	9.....	4
Thomas, Henry	DT	95	Louisiana State.....	1997-2000.....	64.....	52
Thomas, Antonio	DL	92	Miami (Fla.).....	2007.....	4.....	0
Thompkins, Kenbrell	WR	85	Cincinnati.....	2013-14.....	14.....	9
Thompson, Leroy	RB	36	Penn State.....	1994.....	16.....	1
Thompson, Reyna	CB	21	Baylor.....	1993.....	15.....	6
Timpson, Michael	WR	83	Penn State.....	1989-94.....	70.....	25
Tippett, Andre	LB	56	Iowa.....	1982-93.....	151.....	139
Tipton, Dave	NT	60	Western Illinois.....	1975-76.....	12.....	0
Toler, Ken	WR	82	Mississippi.....	1981-82.....	25.....	0
Toner, Ed	DT	75	Massachusetts.....	1967-70.....	26.....	0

# PATRIOTS ALL-TIME ROSTER

Name	Pos.	#	College	Years	GP	GS
Towns, Bobby	DB	34	Georgia	1961	2	NA
Traylor, Keith	NT	98	Central State (Okla.)	2004	16	10
Trull, Don	QB	19	Baylor	1967	7	3
Tucker, Erroll	DB	21	Utah	1989	5	0
Tucker, Ross	OL	69	Princeton	2005	1	0
Tuitele, Maugaula	LB	47/59	Colorado State	2000-02	5	0
Tupa, Tom	P	19	Ohio State	1996-98	48	0
Turner, Bake	WR	40	Texas Tech	1970	14	13
Turner, Bill	DE	74	Boston College	1987	2	0
Turner, Kevin	RB	34	Alabama	1992-94	48	19
Turner, T.J.	LB	99	Michigan State	2001	2	0
Twombly, Darren	C	64	Boston College	1987	1	1
Tyms, Brian	WR	84	Florida A&M	2014	11	2

## - U -

Underwood, Tiquan	WR	10	Rutgers	2011	6	0
-------------------	----	----	---------	------	---	---

## - V -

van Eeghen, Mark	RB	34	Colgate	1982-83	24	16
Vataha, Randy	WR	18	Stanford	1971-76	82	44
Vaughn, Jon	RB	24	Michigan	1991-92	32	7
Vellano, Joe	DL	72	Maryland	2013-14	21	9
Ventrone, Ray	DB	41	Villanova	2006-08	17	0
Ventrone, Ross	DB	35	Villanova	2011	8	0
Vereen, Shane	RB	34	California	2011-14	42	8
Veris, Garin	DE	60/90	Stanford	1985-91	78	46
Viaene, David	OT	70	Minnesota-Duluth	1989-90	20	8
Villa, Danny	OT	75	Arizona State	1987-91, 97	75	62
Vinatieri, Adam	K	4	South Dakota State	1996-2005	160	0
Virkus, Scott	DE	70	San Francisco CC	1984	5	0
Vollmer, Sebastian	OL	76	Houston	2009-14	74	67
Vrabel, Mike	LB	50	Ohio State	2001-08	125	110

## - W -

Wagner, Bryan	P	9	Cal State-Northridge	1991, 95	8	0
Walker, Bruce	NT/DT	91	UCLA	1994-95	11	4
Walker, Casey	DL	98	Oklahoma	2014	5	1
Walker, Mike	K	12	None	1972	8	0
Walter, Ken	P	13/15	Kent State	2001-03, 06	46	0
Ward, David	LB	94	Southern Arkansas	1989	16	0
Ward, Dedric	WR	17	Northern Iowa	2003	4	0
Warren, Gerard	DL	92/98	Florida	2010, 2011	28	10
Warren, Lamont	RB	27	Colorado	1999	16	2
Warren, Ty	DL	94	Texas A&M	2003-10	105	92
Washington, Clyde	DB	31	Purdue	1960-61	27	NA
Washington, John	DT	76	Oklahoma State	1993	16	13
Washington, Kelley	WR	15	Tennessee	2007-08	24	0
Washington, Leon	RB	33	Florida State	2013	2	0
Washington, Mark	CB	46	Morgan State	1979	12	0
Washington, Mickey	CB	21	Texas A&M	1990-91	25	4
Washington, Ted	NT	92	Louisville	2003	10	10
Waters, Brian	G	54	North Texas	2011	16	16
Watson, Benjamin	TE	84	Georgia	2004-09	71	47
Watson, Dave	G	67	Georgia Tech	1963-64	28	NA
Weathers, Robert	RB	24	Arizona State	1982-86	44	6
Weathers, Clarence	WR	82	Delaware State	1983-84	25	0
Weaver, Jed	TE	85	Oregon	2004	10	1
Webb, Don	DB	42	Iowa State	1961-71	134	60*
Webster, George	LB	90	Michigan State	1974-76	37	25
Webster, Jason	CB	23	Texas A&M	2008	3	0
Weisacosky, Ed	LB	66	Miami (Fla.)	1971-72	28	23
Weishuhn, Clayton	LB	53	Angelo State	1982-86	30	26
Welch, Claxton	RB	43	Oregon	1973	2	1
Welch, Thomas	OL	66	Vanderbilt	2011	3	1
Welker, Wes	WR	83	Texas Tech	2007-12	93	78
Wells, Billy	RB	41	Michigan State	1960	12	NA
Wendell, Ryan	C	62	Fresno State	2009-14	77	49
West, Mel	RB	24	Missouri	1961	4	NA
Westbrook, Don	WR	83	Nebraska	1977-81	71	1
Weston, Kade	DE	66	Georgia	2010	0	0
Whalen, Jim	TE	82	Boston College	1965-69	70	27*
Wheatley, Terrence	CB	22	Colorado	2008-10	11	1
Wheeler, Dwight	OT	62	Tennessee State	1978-83	72	39
Wheeler, Mark	DT	97	Texas A&M	1996-98	40	31
Whigham, Larry	S	25	NE Louisiana	1994-2000	106	4
White, Adrian	S	38	Florida	1993	5	4
White, Chris	LB	59	Mississippi State	2013-14	29	0
White, David	LB	51	Nebraska	1993	6	0

# PATRIOTS ALL-TIME ROSTER

Name	Pos.	#	College	Years	GP	GS
White, Harvey	QB	10	Clemson .....	1960	9	NA
White, James	RB	28	Wisconsin .....	2014	3	0
White, Jeff	K-P	2	Texas El Paso .....	1973	11	0
White, Jim	DE	87	Colorado State .....	1972	13	6
White, Reggie	DT/NT	90	North Carolina A&T .....	1995	16	9
White, Tracy	LB	58	Howard .....	2010-12	42	2
Whittingham, Fred	LB	53	Cal Poly .....	1970	13	0
Whitten, Todd	QB	15	Stephen F. Austin .....	1987	1	0
Wichard, Murray	DE	90	Frostburg State .....	1987	3	0
Wiggins, Jermaine	TE	85	Georgia .....	2000-01	20	8
Wilburn, Steve	DE	99	Illinois State .....	1987	3	3
Wilfork, Vince	DT	75	Miami (Fla.) .....	2004-14	158	148
Wilhite, Jonathan	CB	24	Auburn .....	2008-10	39	13
Williams, D.J.	TE	45	Arkansas .....	2013	2	0
William, J.R.	LB-C	55	Louisiana Tech .....	1968-70	38	2
Williams, Brent	DE	96	Toledo .....	1986-93	121	102
Williams, Brian	TE	49	Southern .....	1982	1	0
Williams, Brooks	TE	80	North Carolina .....	1983	13	1
Williams, Dervin	WR	82	New Mexico .....	1985-87	42	1
Williams, Ed	LB	54	Texas .....	1984-87, 90	62	10
Williams, Gemara	CB	42	Buffalo .....	2006	0	0
Williams, Grant	T	76	Louisiana Tech .....	2000-01	29	12
Williams, Jon	RB	44	Penn State .....	1984	9	0
Williams, Larry	G	75	Notre Dame .....	1992	13	9
Williams, Lester	NT	72	Miami (Fla.) .....	1982-85	42	13
Williams, Malcolm	DB	41	Texas Christian .....	2011-12	4	0
Williams, Perry	CB	38	Clemson .....	1987	3	0
Williams, Tank	S	26	Stanford .....	2008	0	0
Williams, Toby	DE	90	Nebraska .....	1983-88	80	56
Wilson, Adrian	S	24	North Carolina State .....	2013	0	0
Wilson, Curtis	OC	75	Missouri .....	1989	0	0
Wilson, Darrell	DB	47	Connecticut .....	1981	1	0
Wilson, Darryal	WR	48	Tennessee .....	1983	9	0
Wilson, David	DB	26	California .....	1992	1	0
Wilson, Ed	QB	12	Arizona .....	1965	14	NA
Wilson, Eugene	DB	26	Illinois .....	2003-07	62	55
Wilson, Jerrel	P	4	Southern Mississippi .....	1978	14	0
Wilson, Joe	RB	23	Holy Cross .....	1974	12	0
Wilson, Marc	QB	15	Brigham Young .....	1989-90	30	10
Wilson, Tavon	DB	27	Illinois .....	2012-14	45	4
Windsor, Bob	TE	86	Kentucky .....	1972-75	48	44
Winslow, Kellen	TE	82	Miami (Fla.) .....	2012	1	0
Wirgowski, Dennis	DE	70	Purdue .....	1970-72	37	36
Witt, Mel	DT	70	Arlington State .....	1967-70	35	14
Wohlabaugh, Dave	C	64	Syracuse .....	1995-98	57	57
Wonsley, George	RB	53	Mississippi State .....	1989	5	0
Woodhead, Danny	RB	39	Chadron State .....	2010-12	45	9
Woods, Carl	RB	34	Vanderbilt .....	1987	2	0
Woods, Pierre	LB	58	Michigan .....	2006-10	54	8
Woody, Damien	C	65	Boston College .....	1999-2003	78	76
Wooten, Ron	OG	61	North Carolina .....	1982-88	98	96
Wren, Darryl	CB	27	Pittsburg (Kan.) State .....	1993-94	33	5
Wright, Elmo	WR	17	Houston .....	1975	8	4
Wright, Mike	DL	99	Cincinnati .....	2005-11	81	22
Wright, Tim	TE	81	Rutgers .....	2014	16	2
Wyman, Devin	DT	72	Kentucky State .....	1996-98	15	4

## - Y -

Yancy, Carlos	CB	40	Georgia .....	1995	4	0
Yates, Billy	G	74	Texas A&M .....	2005-08	22	11
Yates, Bob	OT-G-C	50	Syracuse .....	1960-65	67	NA
Yewcic, Tom	P-QB	14	Michigan State .....	1961-66	77	NA

## - Z -

Zabel, Steve	LB	54	Oklahoma .....	1975-78	50	48
Zackery, Tony	FS	25	Washington .....	1990-91	19	0
Zamberlin, John	LB	54	Pacific Lutheran .....	1979-82	56	15
Zendejas, Joaquin	K	2	LaVerne (Calif.) .....	1983	2	0
Zereoue, Amos	RB	31	West Virginia .....	2005	3	0
Zolak, Scott	QB	16	Maryland .....	1991-98	53	7
Zusevics, Markus	OL	66	Iowa .....	2012-13	0	0



# PATRIOTS ALL-TIME DRAFT

## 2015

Rd	Player	Pk	Pos	College
1	Malcom Brown	32	DL	Texas
2	Jordan Richards	64	DB	Stanford
3a	(Traded to Cleveland)	96		
3b	Geneo Grissom	97	DL	Oaklahoma
4a	Trey Flowers	101	DL	Arkansas
4b	Tre' Jackson	111	G	Florida State
4c	Shaq Mason	131	OL	Georgia Tech
5a	(Traded to Green Bay)	147		
5b	Joe Cardona	166	LS	Navy
6a	Matthew Wells	178	LB	Mississippi State
6b	AJ Derby	202	TE	Arkansas
7a	(Traded to Cleveland)	219		
7b	Darryl Roberts	247	DB	Marshall
7c	Xzavier Dickson	253	DL	Alabama

### 2015 Draft Notes

For more details on all trades involving draft picks, please see trades list on following pages.

3 and 7c were awarded as compensatory selections  
 4b Acquired Cleveland's 2015 fourth round pick (111 overall), fifth round pick (147 overall) and sixth round pick (202 overall) in a 2015 draft day trade in exchange for the Patriots 2015 third round pick (96 overall) and the Patriots seventh round pick (219 overall).

5b Acquired Green Bay's 2015 fifth round pick (166th overall) and seventh round pick (247th overall) in a 2015 draft day trade in exchange for the Patriots 2015 fifth round pick (147th overall).

## 2014

Rd	Player	Pk	Pos	College
1	Dominique Easley	29	DL	Florida
2	Jimmy Garoppolo	62	QB	Eastern Illinois
3	(Traded to Jacksonville)	93		
4a	Bryan Stork	105	OL	Florida State
4b	James White	130	RB	Wisconsin
4c	Cameron Fleming	140	OL	Stanford
5	(Traded to Philadelphia)	169		
6a	Jon Halapio	179	OL	Florida
6b	Zach Moore	198	DL	Concordia-St. Paul
6c	Jemea Thomas	206	DB	Georgia Tech
7	Jeremy Gallon	244	WR	Michigan

### 2014 Draft Notes

For more details on all trades involving draft picks, please see trades list on following pages.

4c was awarded as a compensatory draft choice.  
 3 Acquired Jacksonville's 2014 fourth round pick (105 overall) and sixth round pick (179 overall) during a 2014 draft day trade on May 9, 2014 in exchange for the Patriots 2014 third round pick (93 overall).  
 5 Pick traded to Philadelphia on Oct. 29, 2013, in exchange for DL Isaac Sopoaga and a 2014 sixth-round draft pick (198 overall).

## 2013

Rd	Player	Pk	Pos	College
1	(Traded to Minnesota)	29		
2a	Jamie Collins	52	LB	Southern Mississippi
2b	Aaron Dobson	59	WR	Marshall
3a	Logan Ryan	83	CB	Rutgers
3b	Duron Harmon	91	DB	Rutgers
4a	Josh Boyce	102	WR	Texas Christian
4b	(Traded to Tampa Bay)	126		
5	(Traded to Washington)	162		
6	(Traded to Cincinnati)	197		
7a	Michael Buchanan	226	DL	Illinois
7b	(Traded to Tampa Bay)	229		
7c	Steve Beauharnais	235	LB	Rutgers

### 2013 Draft Notes

For more details on all trades involving draft picks, please see trades list on following pages.

1 Acquired Minnesota's 2013 second-round pick (52 overall), third-round pick (83 overall), fourth-round pick (102 overall) and seventh-round pick (229 overall) during a 2013 draft day trade on April 25 in exchange for the Patriots 2013 first-round pick (29 overall).  
 4b Pick traded to Tampa Bay on Nov. 1, 2012 in exchange for CB

## 2013 (Cont.)

- 5 Acquired Talib and a 2013 seventh-round pick.  
 5 Pick traded to Washington on July 29, 2011 in exchange for DL Albert Haynesworth.  
 6 Pick traded to Cincinnati on July 29, 2011 in exchange for WR Chad Ochocinco.  
 7b The Patriots acquired RB LeGarrette Blount in a draft day trade with Tampa Bay on April 27, 2013 in exchange for RB Jeff Demps and a 2013 seventh-round pick (229 overall).

## 2012

Rd	Player	Pk	Pos	College
1a	Chandler Jones	21	DE	Syracuse
1b	Dont'a Hightower	25	LB	Alabama
2a	Tavon Wilson	48	DB	Illinois
2b	(Traded to Green Bay)	62		
3a	Jake Bequette	90	DE	Arkansas
3b	(Traded to Cincinnati)	93		
4	(Traded to Denver)	126		
5	(Traded to Green Bay)	163		
6	Nate Ebner	197	DB	Ohio State
7a	Alfonzo Dennard	224	CB	Nebraska
7b	Jeremy Ebert	235	WR	Northwestern

### 2012 Draft Notes

For more details on all trades involving draft picks, please see trades list on following pages.

- 1a Acquired Cincinnati's 2012 first-round pick in exchange for the Patriots' 2012 first-round pick (27 overall) and the Patriots' 2012 third-round pick (93 overall).  
 1b Acquired Denver's 2012 first-round pick in exchange for the Patriots' 2012 first-round pick (31 overall) and the Patriots' 2012 fourth-round pick (126 overall).  
 2b Pick traded to Green Bay for a 2012 third-round pick (90 overall) and a 2012 fifth-round pick (163 overall).  
 3b Pick traded to Cincinnati along with a 2012 first-round pick (27 overall) in exchange for Cincinnati's 2012 first-round pick (21 overall).  
 4 Pick traded to Denver along with a 2012 first-round pick (31 overall in exchange for Denver's first-round pick (25 overall).

## 2011

Rd	Player	Pk	Pos	College
1a	Nate Solder	17	OL	Colorado
1b	(Traded to New Orleans)	28		
2a	Ras-I Dowling	33	DB	Virginia
2b	Shane Vereen	56	RB	California
2c	(Traded to Houston)	60		
3a	Stevan Ridley	73	RB	Louisiana State
3b	Ryan Mallett	74	QB	Arkansas
3c	(Traded to Oakland)	92		
4	(Traded to Oakland)	125		
5a	Marcus Cannon	138	OL	Texas Christian
5b	Lee Smith	159	TE	Marshall
6a	(Traded to Philadelphia)	193		
6b	Markell Carter	194	LB	Central Arkansas
7	Malcolm Williams	219	DB	Texas Christian

### 2011 Draft Notes

For more details on all trades involving draft picks, please see trades list on following pages.

- 1b Pick traded to New Orleans for 2012 first-round pick and a 2011 second-round pick (56 overall).  
 2c Pick traded to Houston for 2011 third-round choice (73 overall) and 2011 fifth-round pick (138 overall).  
 3c Pick traded to Oakland for 2012 second-round choice and 2011 seventh-round pick (219 overall).  
 6a Pick traded to Philadelphia for sixth-round choice (194 overall).

## 2010

Rd	Player	Pk	Pos	College
1a	(Traded to Denver)	22		
1b	(Traded to Dallas)	24		
1c	Devin McCourty	27	CB	Rutgers
2a	Rob Gronkowski	42	TE	Arizona
2b	(Traded to Oakland)	44		
2c	(Traded to Arizona)	47		
2d	Jermaine Cunningham	53	LB	Florida
2e	(Traded to Houston)	58		

# PATRIOTS ALL-TIME DRAFT

## 2010 (Cont.)

2f	Brandon Spikes	62	LB	Florida
3a	(Traded to Carolina)	89		
3b	Taylor Price	90	WR	Ohio University
4a	Aaron Hernandez	113	TE	Florida
4b	(Traded to Dallas)	119		
5	Zoltan Mesko	150	P	Michigan
6a	(Traded to Oakland)	190		
6b	Ted Larsen	205	OL	N.C. State
7a	Thomas Welch	208	OL	Vanderbilt
7b	(Traded to Washington)	229		
7c	(Traded to Washington)	231		
7d	Brandon Deaderick	247	DL	Alabama
7e	Kade Weston	248	DL	Georgia
7f	Zac Robinson	250	QB	Oklahoma St.

## 2010 Draft Notes

For more details on all trades involving draft picks, please see trades list on following pages.

6b, 7d, 7e, 7f were awarded as compensatory draft choices.

- 1a Pick traded to Denver in exchange for a 2010 first-round pick (24 overall) and a 2010 fourth-round pick (113 overall).
- 1c Pick acquired from Dallas with their 2010 third-round (90 overall) pick in exchange for a 2010 first-round pick (24 overall) and a 2010 fourth-round pick (119 overall).
- 2a Pick acquired from Oakland in exchange for the Patriots 2010 second-round pick (44 overall) and their 2010 sixth-round pick (190 overall).
- 2c Pick traded to Arizona in exchange for a 2010 second-round pick (58 overall) and a 2010 third-round pick (89 overall). Pick was originally acquired from Tennessee in a 2009 draft-day trade.
- 2e Pick traded to Houston in exchange for a 2010 second-round pick (62 overall) and a fifth-round pick (150 overall). Pick was originally acquired from Arizona in previously mentioned trade.
- 3a Pick traded to Carolina in exchange for a 2011 second-round pick. Pick was originally acquired from Arizona in previously mentioned trade.
- 7a Pick acquired from Washington in exchange for two 2010 seventh-round picks (229 and 231 overall).

## 2009

Rd	Player	Pk	Pos	College
1	(Traded to Baltimore)	23		
2a	Patrick Chung	34	S	Oregon
2b	Ron Brace	40	DL	Boston College
2c	Darius Butler	41	DB	Connecticut
2d	Sebastian Vollmer	58	OL	Houston
3a	Brandon Tate	83	WR	North Carolina
3b	Tyrone McKenzie	97	LB	South Florida
4	Rich Ohrnberger	123	OL	Penn State
5a	(Traded to Philadelphia for WR Greg Lewis)			
5b	George Bussey	170	OL	Louisville
6a	Jake Ingram	198	LS	Hawaii
6b	Myron Pryor	207	DL	Kentucky
7a	Julian Edelman	232	WR	Kent State
7b	Darryl Richard	234	DL	Georgia Tech

## 2009 Draft Notes

For more details on all trades involving draft picks, please see trades list on following pages.

3b, 5 and 6b were awarded as compensatory draft choices.

- 1 Pick traded to Baltimore for a 2009 first-round pick (26 overall) and a 2009 fifth-round pick (162 overall). The Patriots used subsequent trades to turn those picks into selections 2c, 3a and 7a in addition to a 2010 second-round choice.
- 2a Pick acquired from Kansas City in exchange for QB Matt Cassel and LB Mike Vrabel.
- 2b Pick acquired from Oakland in exchange for a 2009 second-round pick (47 overall), a 2009 fourth-round pick (124 overall) and a 2009 sixth-round pick (199 overall).
- 2c Pick acquired from Green Bay along with two 2009 third-round picks (73 overall and 83 overall) in exchange for a 2009 first-round pick (26 overall) and a 2009 fifth-round pick (162 overall).
- 3a Pick acquired from Green Bay along with a 2009 second-round pick (41 overall) and a 2009 third-round pick (73 overall) in exchange for a 2009 first-round pick (26 overall) and a 2009 fifth-round pick (162 overall).
- 4 Pick acquired from Baltimore along with a 2009 sixth-round selection (198 overall) in exchange for two 2009 fifth-round selections

## 2009 (Cont.)

- tions (137 overall and 141 overall) that had been acquired from Philadelphia in exchange for CB Ellis Hobbs.
- 6a Pick acquired from Baltimore along with a 2009 fourth-round selection (123 overall) in exchange for two 2009 fifth-round selections (137 overall and 141 overall) that had been acquired from Philadelphia in exchange for CB Ellis Hobbs.
- 7a Pick acquired from Jacksonville along with a 2010 second-round pick in exchange for a 2009 third-round pick (73 overall).

## 2008

Rd	Player	Pk	Pos	College
1	Jerod Mayo	10	LB	Tennessee
2	Terrence Wheatley	62	CB	Colorado
3a	Shawn Crable	78	LB	Michigan
3b	Kevin O'Connell	94	QB	San Diego State
4	Jonathan Wilhite	129	CB	Auburn
5	Matthew Slater	153	WR	UCLA
6	Bo Ruud	197	LB	Nebraska

## 2008 Draft Notes

For more details on all trades involving draft picks, please see trades list on following pages.

- 1 Pick acquired from New Orleans along with a 2008 third-round selection (78 overall - LB Shawn Crable) in exchange for a 2008 first-round selection (7 overall) and a 2008 fifth-round selection (164 overall).
- 3a Pick acquired from New Orleans along with a 2008 first-round selection (10 overall - LB Jerod Mayo) in exchange for a 2008 first-round selection (7 overall) and a 2008 fifth-round selection (164 overall).
- 5 Pick acquired from Tampa Bay in exchange for a 2008 fifth-round selection (160 overall) and a 2008 seventh-round selection (238 overall).

## 2007

Rd	Player	Pk	Pos	College
1	Brandon Meriweather	24	DB	Miami (Fla.)
2	(To Miami as part of trade for WR Wes Welker)			
4a	(To Oakland in exchange for WR Randy Moss)			
4b	Kareem Brown	127	DL	Miami (Fla.)
5	Clint Oldenburg	171	T	Colorado State
6a	Justin Rogers	180	LB	Southern Methodist
6b	Mike Richardson	202	CB	Notre Dame
6c	Justise Hairston	208	RB	Central Connecticut
6d	Corey Hilliard	209	T	Oklahoma State
7a	Oscar Lua	211	LB	Southern Cal
7b	(To Miami as part of trade for WR Wes Welker)			
7c	Mike Elgin	247	G/C	Iowa

## 2007 Draft Notes

For more details on all trades involving draft picks, please see trades list on following pages.

5, 6c, 6d and 7c were awarded as compensatory draft choices.

- 1 Pick acquired from Seattle in exchange for WR Deion Branch.
- 4a Pick acquired from San Francisco along with a 2008 first-round selection in exchange for a 2007 first-round selection (28 overall).
- 6a Pick acquired from Arizona in exchange for T Brandon Gorin.
- 7a Pick Acquired from Oakland along with a 2008 third-round selection in exchange for a 2007 third-round selection (91 overall).

## 2006

Rd	Player	Pk	Pos	College
1	Laurence Maroney	21	RB	Minnesota
2	Chad Jackson	36	WR	Florida
3	David Thomas	86	TE	Texas
4a	Garrett Mills	106	FB	Tulsa
4b	Stephen Gostkowski	118	K	Memphis
5	Ryan O'Callaghan	136	T	California
6a	Jeremy Mincey	191	LB	Florida
6b	Dan Stevenson	205	G	Notre Dame
6c	Le Kevin Smith	206	DL	Nebraska
7	Willie Andrews	229	DB	Baylor

## 2006 Draft Notes

6b and 6c were awarded as compensatory draft choices.

- 2 Pick acquired from Green Bay in exchange for a 2006 second-round pick (52 overall) and a 2006 third-round pick (75 overall)
- 4a Pick acquired from Detroit in exchange for a 2005 fifth-round pick (145 overall) and a 2005 sixth-round pick (206 overall).

# PATRIOTS ALL-TIME DRAFT

## 2006 (Cont.)

- 5 Pick acquired from Oakland along with a 2005 seventh-round pick (230 overall) in exchange for a 2005 sixth-round pick (175 overall).

## 2005

Rd	Player	Pk	Pos	College
1	Logan Mankins	32	OL	Fresno State
3a	Ellis Hobbs	84	CB	Iowa State
3b	(To Arizona as part of trade for CB Duane Starks)			
3c	Nick Kaczur	100	T	Toledo
4	James Sanders	133	S	Fresno State
5a	(To Arizona as part of trade for CB Duane Starks)			
5b	Ryan Claridge	170	LB	Nevada-Las Vegas
7a	Matt Cassel	230	QB	Southern Cal
7b	Andy Stokes	255	TE	William Penn

## 2005 Draft Notes

- 3c, 5b and 7b were awarded as compensatory draft choices.  
 3a Pick acquired from Baltimore along with a 2005 sixth-round pick (195 overall) and a 2006 third-round choice in exchange for a 2005 second-round choice (64 overall).  
 7a Pick acquired from Oakland along with a 2006 fifth-round pick (136 overall) in exchange for a 2005 sixth-round choice (175 overall)

## 2004

Rd	Player	Pk	Pos	College
1a	Vince Wilfork	21	DT	Miami (Fla.)
1b	Benjamin Watson	32	TE	Georgia
2a	(To Cincinnati in exchange for RB Corey Dillon)			
2b	Marquise Hill	63	DE	Louisiana State
3	Guss Scott	95	S	Florida
4a	Dexter Reid	113	S	North Carolina
4b	Cedric Cobbs	128	RB	Arkansas
5	P.K. Sam	164	WR	Florida State
6	(To Pittsburgh in compensation for RFA Rodney Bayley)			
7	Christian Morton	233	CB	Illinois

## 2004 Draft Notes

- 1a Pick acquired from Baltimore along with a 2003 second-round pick (41 overall) in exchange for a 2003 first round selection (19 overall).  
 4a Pick acquired from New Orleans along with a 2003 third-round pick (78 overall) and a 2003 seventh-round choice (239 overall) in exchange for S Tebucky Jones.

## 2003

Rd	Player	Pk	Pos	College
1	Ty Warren	13	DT	Texas A&M
2a	Eugene Wilson	36	CB	Illinois
2b	Bethel Johnson	45	WR	Texas A&M
4a	Dan Klecko	117	DT	Temple
4b	Asante Samuel	120	CB	Central Florida
5	Dan Koppen	164	C	Boston College
6	Kliff Kingsbury	201	QB	Texas Tech
7a	Spencer Nead	234	TE	BYU
7b	Tully Banta-Cain	239	LB	California
7c	Ethan Kelley	243	DT	Baylor

## 2003 Draft Notes

- 1 Pick acquired from Chicago for the Patriots 2003 first-round pick (14 overall) and a 2003 sixth-round pick (193 overall).  
 2a Pick acquired from the Houston Texans along with a 2003 fourth-round pick (117 overall) for a 2003 second-round pick (41 overall) and a 2003 third-round pick (75 overall).  
 2b Pick acquired from the Carolina Panthers for a 2003 second-round pick (50 overall) and a 2003 fourth-round pick (120 overall).  
 4a Pick acquired from the Houston Texans along with a 2003 second-round pick (36 overall) for a 2003 second-round pick (41 overall) and a 2003 third-round pick (75 overall).  
 4b Pick acquired from Denver for a 2003 fourth-round pick (128 overall) and a 2003 fifth-round pick (157 overall).  
 5 Pick acquired from the Tennessee Titans along with a 2003 sixth-round pick (201 overall) and a 2003 seventh-round pick (243 overall) for a 2003 fifth-round pick (154 overall) and a 2003 seventh-round pick (225 overall).  
 6 Pick acquired from the Tennessee Titans along with 2003 fifth-round pick (164 overall) and a 2003 seventh-round pick (243 overall) for the a 2003 fifth-round pick (154 overall) and a 2003 seventh-round pick (225 overall).

## 2003 (Cont.)

- 7b Pick acquired from New Orleans along with a 2003 third-round pick (78 overall) and a 2004 fourth-round pick for Tebucky Jones.  
 7c Pick acquired from the Tennessee Titans with a 2003 fifth-round pick (164 overall) and a 2003 sixth-round pick (201 overall) for the Patriots 2003 fifth-round pick (154 overall) and a 2003 seventh-round pick (225 overall).

## 2002

Rd	Player	Pk	Pos	College
1	Daniel Graham	21	TE	Colorado
2	Deion Branch	65	WR	Louisville
4a	Rohan Davey	117	QB	LSU
4b	Jarvis Green	126	DE	LSU
7a	Antwoine Womack	237	RB	Virginia
7b	David Givens	253	WR	Notre Dame

## 2002 Draft Notes

- 1 Pick acquired from Washington for the Patriots first-round pick (32nd overall), third-round pick (96th) and seventh-round pick (234th) of the 2002 draft.  
 4a Pick obtained from the Denver Broncos in exchange for the Patriots 2002 fourth-round pick (131st overall) and fifth-round (144th).  
 4b Pick acquired from Green Bay for WR Terry Glenn.  
 7a Pick obtained from the Dallas Cowboys, along with 2003 fifth-round choice, in exchange for the Patriots 2002 fifth-round pick (168th overall).

## 2001

Rd	Player	Pk	Pos	College
1	Richard Seymour	6	DT	Georgia
2	Matt Light	48	OL	Purdue
3	Brook Williams	86	CB	Notre Dame
4a	Kenyatta Jones	96	OL	South Florida
4b	Jabari Holloway	119	TE	Notre Dame
5	Hakim Akbar	163	S	Washington
6a	Arther Love	180	TE	South Carolina State
6b	Leonard Myers	200	CB	Miami (Fla.)
7	Owen Pochman	216	K	Brigham Young
7b	T.J. Turner	239	LB	Michigan State

## 2001 Draft Notes

- 5, 6b and 7b denote compensatory picks obtained from the NFL.  
 2 Pick acquired from Detroit for a 2001 second-round (50 overall, from Pittsburgh) pick and a sixth-round (173 overall, from San Francisco) pick  
 3 Pick acquired from Minnesota (NE trades third round selection - 69 overall to Minnesota for their third-round pick - 86 overall and fourth round selection - 119 overall)  
 4a Pick acquired from San Diego (NE trades fourth round selection - 112 overall and fifth round selection - 139 overall to San Diego for their fourth-round pick - 96th overall)  
 4b Pick from Minnesota in previously mentioned trade  
 6a Pick acquired from Detroit (NE trades fifth round selection-149 overall to Detroit for their sixth-round pick-180 overall and their seventh-round pick-216 overall)

## 2000

Rd	Player	Pk	Pos	College
1	Pick to N.Y. Jets	16		
2	Adrian Klemm	46	T	Hawaii
3	J.R. Redmond	76	RB	Arizona State
4	Greg Robinson-Randall	127	T	Michigan State
5a	Dave Stachelski	141	TE	Boise State
5b	Jeff Mariotti	161	DT	Missouri
6a	Antwan Harris	187	CB	Virginia
6b	Tom Brady	199	QB	Michigan
6c	David Nugent	201	DT	Purdue
7a	(Pick to San Francisco from Philadelphia)			
7b	Casey Tisdale	226	LB	New Mexico
7c	Patrick Pass	239	RB	Georgia

## 2000 Draft Notes

- 1 Awarded to N.Y. Jets in compensation for Bill Belichick 4, 6b, 6c and 7c denote compensatory picks obtained from the NFL.  
 5b From the St. Louis Rams for DE Mike Jones  
 7a Pick acquired from Philadelphia for WR Dietrich Jells, then traded to San Francisco for a sixth-round pick in 2001.

# PATRIOTS ALL-TIME DRAFT

## 1999 Supplemental Draft

SEPT. 3, 1999

Rd	Player	Pk	Pos	College
4	J'Juan Cherry	CB		Arizona State

## 1999

Rd	Player	Pk	Pos	College
1a	Damien Woody	17	C	Boston College
1b	Choice to Seattle	20		
1c	Andy Katzenmoyer	28	LB	Ohio State
2	Kevin Faulk	46	RB	LSU
2b	Pick to Tennessee	52		
3a	Pick to Seattle	82		
3b	Tony George	91	DB	Florida
4a	Pick to Tennessee	117		
5	Derrick Fletcher	154	OL	Baylor
6a	Marcus Washington	180	DB	Colorado
6b	Pick to Seattle	191		
7a	Michael Bishop	227	QB	Kansas State
7b	Sean Morey	241	WR	Brown

## 1999 Draft Notes

- 1b Pick to Seattle - (NE trades picks-20th, 82nd and 191st overall for Seattle's 1999 first-round pick-17th overall)
- 1c FROM N.Y. JETS IN COMPENSATION FOR BILL PARCELLS
- 2b Pick to Tennessee - (NE trades picks-52nd and 117th overall for Tennessee's 1999 second-round pick-46th overall)
- 3b From Minnesota Vikings in a trade for CB Jimmy Hitchcock
- 6a From Baltimore Ravens in a trade for TE Lovett Purnell
- 7b From the NFL as compensation for losing free agent FBs Keith Byars and Sam Gash

## 1998

Rd	Player	Pk	Pos	College
1a	Robert Edwards	18	RB	Georgia
1b	Tebucky Jones	22	DB	Syracuse
2a	Tony Simmons	52	WR	Wisconsin
2b	Rod Rutledge	54	TE	Alabama
3a	Chris Floyd	81	FB	Michigan
3b	Greg Spires	83	DE	Florida State
4	Leonta Rheams	115	DT	Houston
5	Ron Merkerson	145	LB	Colorado
6	Harold Shaw	176	RB	Southern Mississippi
7	Jason Andersen	211	OL	Brigham Young

## 1998 Draft Notes

- 1a From N.Y. Jets in compensation for Curtis Martin
- 2a From N.Y. Jets in compensation for Bill Parcells
- 3a From N.Y. Jets in compensation for Curtis Martin

## 1997

Rd	Player	Pk	Pos	College
1	Chris Canty	29	DB	Kansas State
2	Brandon Mitchell	59	DT	Texas A&M
3a	Sedrick Shaw	61	RB	Iowa
3b	Chris Carter	89	DB	Texas
4a	Damon Denson	97	OL	Michigan
4b	Ed Ellis	125	OL	Buffalo
5	Vernon Crawford	159	LB	Florida State
6	Tony Gaiter	192	WR	Miami (Fla.)
7	Scott Rehberg	230	OL	Central Michigan

## 1997 Draft Notes

- 3a From N.Y. Jets in compensation for Bill Parcells
- 4a From N.Y. Jets in compensation for Bill Parcells

## 1996

Rd	Player	Pk	Pos	College
1	Terry Glenn	7	WR	Ohio State
2a	Lawyer Milloy	36	DB	Washington
2b	Pick to Oakland			
3a	Pick to Kansas City			
3b	Pick to Detroit			
3c	Tedy Bruschi	86	LB	Arizona
4a	Heath Irwin	101	G	Colorado
4b	Chris Sullivan	119	DE	Boston College
4c	Kantry Barber	124	FB	West Virginia
5a	John Elmore	139	G	Texas
5b	Christian Peter	149	DT	Nebraska
6a	Chris Griffin	173	TE	New Mexico

## 1996 (Cont.)

6b	Mario Grier	195	RB	Tenn.-Chattanooga
6c	Devin Wyman	206	DT	Kentucky State
7a	Lovett Purnell	216	TE	West Virginia
7b	J.R. Conrad	247	G	Oklahoma

## 1996 Draft Notes

- 6c and 7b were awarded as compensatory draft choices.
- 2b Pick to Oakland - (NE trades pick-57th overall for Oakland's 1996 third round selection-76th overall, 1996 fourth-round selection-124th overall and fifth-round pick-149th overall)
- 3a Pick to Kansas City - (NE trades pick for Kansas City's 1995 fourth-round pick, 112 overall--Dave Wohlabaugh)
- 3b Pick to Detroit - (NE trades pick-76th overall to Detroit for their third round selection-86th overall, fourth-119th overall and sixth round-195th overall selections)
- 4c From S.F. through Oakland

## 1995

Rd	Player	Pk	Pos	College
1	Ty Law	23	CB	Michigan
2	Ted Johnson	57	LB	Colorado
3a	Curtis Martin	74	RB	Pittsburgh
3b	Jimmy Hitchcock	88	CB	North Carolina
4a	David Wohlabaugh	112	C	Syracuse
4b	(Pick to Pittsburgh)			
5	(Pick to Houston)			
6	Dino Philyaw	195	RB	Oregon
7	Carlos Yancy	234	CB	Georgia

## 1995 Draft Notes

- 3a From Eagles in compensation for FB Kevin Turner
- 4a From Kansas City for Patriots 1996 third-round pick
- 4b Pick traded to Pittsburgh for RB Leroy Thompson
- 5 Awarded to Houston in compensation for restricted free agent DE Tim Roberts
- 7 From Cleveland in exchange for the 231st selection

## 1994

Rd	Player	Pk	Pos	College
1	Willie McGinest	4	LB	Southern Cal
2	Kevin Lee	35	WR	Alabama
3a	(Pick to San Diego)			
3b	Ervin Collier	78	NT	Florida A&M
3c	Joe Burch	90	C	Texas Southern
4a	(Pick to Arizona)			
4b	John Burke	121	TE	Virginia Tech
5a	(Pick to San Diego)			
5b	Pat O'Neill	135	P	Syracuse
6a	Steve Hawkins	166	WR	Western Michigan
6b	Max Lane	168	OT	Navy
7a	Jay Walker	198	QB	Howard
7b	Marty Moore	222	LB	Kentucky

## 1994 Draft Notes

- 3a Traded to San Diego along with a fifth-round pick (137th overall) for the Chargers' third-round choice (78th overall) and RB Marion Butts
- 3b From San Diego in previously mentioned trade
- 3c From Miami, along with a 1993 draft pick, Todd Rucchi, in exchange for WR Irving Fryar
- 4a Traded to Arizona for its fourth-round pick from Miami, 121 overall, and its fifth-round pick from the LA Rams, 135 overall
- 6b From Seattle in a trade for Jon Vaughn
- 7b From Dallas in exchange for QB Hugh Millen

## 1993

Rd	Player	Pk	Pos	College
1	Drew Bledsoe	1	QB	Washington St.
2a	Chris Slade	31	LB	Virginia
2b	Todd Rucchi	51	OL	Penn State
2c	Vincent Brisby	56	WR	NE Louisiana
4a	Kevin Johnson	86	NT	Texas Southern
4b	Corwin Brown	110	DB	Michigan
5a	Scott Sisson	113	K	Georgia Tech
5b	Richard Griffith	138	TE	Arizona
6	Lawrence Hatch	142	DB	Florida
8	Troy Brown	198	WR/KR	Marshall

# PATRIOTS ALL-TIME DRAFT

## 1993 (Cont.)

### 1993 Draft Notes

- 2b From Miami, along with a 1994 draft pick, in exchange for WR Irving Fryar
- 2c As a result of the L.A. Raiders passing on their selection in the second round, the Patriots' first selection of the third round reverted to being the 27th pick in the second round
- 4b From Green Bay in exchange for RB John Stephens. The Patriots then traded that pick, 15th in round and 99th overall, to San Diego in exchange for the Chargers' 1993 fourth round, 110th pick and a 1993 fifth round, 138th pick

## 1992

Rd	Player	Pk	Pos	College
1	Eugene Chung	13	OL	Virginia Tech
2	Rod Smith	35	DB	Notre Dame
3a	Todd Collins	64	LB	Carson-Newman
3b	Kevin Turner	71	RB	Alabama
4a	Dion Lambert	90	CB	UCLA
4b	Darren Anderson	93	CB	Toledo
5	Dwayne Sabb	116	LB	New Hampshire
6	Tracy Boyd	165	OG	Elizabeth City St.
7a	Wayne Hawkins	176	WR	Southwest St.
7b	Jim Gray	194	DT	West Virginia
8a	Scott Lockwood	204	RB	Southern Cal.
8b	Sam Gash	205	RB	Penn State
9	David Dixon	232	DT	Arizona State
10a	Turner Baur	261	TE	Stanford
10b	Steve Gordon	277	OC	California
11	Mike Petko	288	LB	Nebraska
12	Freeman Baysinger	333	WR	Humboldt State

### 1992 Draft Notes

- 1 From Dallas, along with a third-round pick in 1992, in exchange for Patriots' first round, 19th pick from Atlanta, second round, 37th pick and fourth round, 104th pick from Atlanta
- 2 Acquired from Phoenix in exchange for Patriots' second round, 46th pick and fourth round, 100th pick in 1991
- 3b Acquired from Dallas through Minnesota, along with first-round pick in 1992, in exchange for a first round, 19th pick from Atlanta, second round, 37th pick and fourth round, 104th pick from Atlanta in 1992
- 4a Acquired from San Diego in a 1991 draft day trade in exchange for a fifth round, 127th pick from Pittsburgh in 1991
- 5 Acquired from Tampa Bay in a trade for Jesse Solomon
- 6 Acquired from Detroit, along with seventh-round pick in 1992, a 10th round pick in 1992 and a 12th round pick in 1992, in exchange for Patriots' sixth round, 145th pick from Phoenix, in 1992
- 8a Acquired from Cleveland in exchange for OG Fred Childress

## 1991

Rd	Player	Pk	Pos	College
1a	Pat Harlow	11	T	Southern California
1b	Leonard Russell	14	RB	Arizona State
2	Jerome Henderson	41	CB	Clemson
3	Calvin Stephens	56	G	South Carolina
4	Scott Zolak	84	QB	Maryland
5a	Jon Vaughn	112	RB	Michigan
5b	Ben Coates	124	TE	Livingstone College
6	David Key	140	CB	Michigan
7	Blake Miller	168	C	Louisiana State
8	Harry Colon	196	SS	Missouri
9	O'Neil Glenn	224	G	Maryland
10	Randy Bethel	251	TE	Miami (Fla.)
11a	Vincent Moore	279	WR	Tennessee
11b	Paul Alsbury	303	P	San Texas State
12	Timothy Edwards	307	DT	Delta State

### 1991 Draft Notes

- 1a Patriots traded their first round selection, 1st pick, for Cowboys' first round selection, 11th pick, and Dallas' second round selection, 41st pick
- 1b Pick from Dallas in exchange for Patriots' 1st round, 17th pick acquired from Houston, and Patriots' 1991 4th round, 110th pick, acquired from Buffalo in 1990
- 2 Pick from Dallas in previously mentioned trade
- 5b Pick from L.A. Raiders through Dallas, along with a fourth-round pick in 1992, in exchange for Patriots' 1991 4th round

## 1989 (Cont.)

- selection, 100th pick, acquired from Pittsburgh
- 11b Pick from San Diego through the L.A. Raiders, along with a 4th round selection in 1992, in exchange for Patriots' 1991 5th round selection, 127th pick, acquired from Pittsburgh

## 1990

Rd	Player	Pk	Pos	College
1a	Chris Singleton	8	LB	Arizona
1b	Ray Agnew	10	DE	North Carolina State
2	(Pick to Seattle)			
3a	Tom Hodson	59	QB	Louisiana State
3b	Greg McMurry	80	WR	Michigan
5a	Junior Robinson	110	DB	East Carolina
5b	Jon Melander	113	OT	Minnesota
5c	James Gray	120	RB	Texas Tech
6	(Pick to Dallas)			
7	(Pick to Buffalo)			
8	(Pick to Dallas)			
9	Shawn Bouwens	226	OG	Nebraska - Wesleyan
10	Anthony Landry	253	RB	Stephen F. Austin
11	Sean Smith	280	DE	Georgia Tech
12a	Ventson Donelson	309	DB	Michigan St.
12b	Blaine Rose	322	OG	Maryland

### 1990 Draft Notes

- 1a Patriots traded their 1st round, third overall, and 2nd round, 29th overall pick for Seahawks' two 1st round selections, 8th and 10th picks and Seattle's third-round pick
- 3b Acquired from Dallas along with Cowboys' seventh-round pick, later traded to Buffalo and the Cowboys' 5th round, 120th pick, in exchange for Patriots' 3rd round selection, originally Seattle's, NE's 6th round, 143rd pick, and 8th round, 197th pick
- 5a Pick from Washington, along with Redskins' 2nd pick in the 5th round, which was later traded to Denver, in exchange for Patriots' 4th round, 86th pick
- 12b Pick from Buffalo, along with a fourth-round pick in 1991, in exchange for Patriots' two seventh-round picks in 1990, one of which came from Dallas

## 1989

Rd	Player	Pk	Pos	College
1	Hart Lee Dykes	16	WR	Oklahoma State
2	Eric Coleman	43	DB	Wyoming
3a	Marv Cook	63	TE	Iowa
3b	Chris Gannon	73	DE	S.W. Louisiana
4a	Maurice Hurst	96	DB	Southern
4b	Michael Timpson	100	WR	Penn State
5	(Pick to Green Bay)			
6	(Pick to LA Raiders)			
7a	Eric Lindstrom	178	LB	Boston College
7b	Pick to San Diego			
8a	Rodney Rice	210	DB	Brigham Young
8b	Tony Zackery	223	DB	Washington
9a	Darron Norris	240	RB	Texas
9b	Curtis Wilson	247	OC	Missouri
10	Emanuel McNeil	267	NT	Tenn.-Martin
11	Tony Hinz	294	FB	Harvard
12	Aaron Chubb	324	LB	Georgia

### 1989 Draft Notes

- 3a Pick from Tampa Bay for Stephen Starring trade of 1988
- 4a From Washington in exchange for the Patriots' fifth-round pick of 1988
- 5 127th pick, sent to Green Bay through Cleveland as part of 1988 trade for Mike Baab
- 6 Patriots traded their 6th round, 157th pick, for Raiders' sixth-round pick, 166, and NE gains Raiders' 8th round, 224th pick
- 7a From Raiders as part of Brian Holloway trade of 1987
- 7b Sent to San Diego for Thomas Benson trade of 1988
- 8b From Raiders as part of draft-day trade exchanging sixth-round picks; originally San Francisco's pick
- 9b From Minnesota for Patriots' 11th-round pick of 1988

## 1988

Rd	Player	Pk	Pos	College
1	John Stephens	17	RB	Northwestern (La.) St.
2	Vincent Brown	43	LB	Miss. Valley St.
3	Tom Rehder	69	T	Notre Dame



# PATRIOTS ALL-TIME DRAFT

## 1988 (Cont.)

4a	Tim Goad	87	NT	North Carolina
4b	Sammy Martin	97	WR/KRLSU	
4c	Teddy Garcia	100	K	Northeast Louisiana
5	Troy Wolkow	115	G	Minnesota
6	Steve Johnson	154	TE	Virginia Tech
7	Darryl Usher	181	WR/KR/ILlinois	
8	Pick to Chicago			
9	Neil Galbraith	240	CB	Central (Ok.) St.
10	Rodney Lossow	267	C	Wisconsin
11	Marvin Allen	294	RB	Tulane
11b	Pick to Minnesota			
12	Dave Nugent	321	NT	Boston College

## 1988 Draft Notes

- 4a From Tampa Bay in exchange for NE's 1987 fifth-round pick  
 4b From Minnesota in 1987 trade for QB Rich Gannon  
 8 Patriots selection 236th to Chicago as part of QB Doug Flutie trade  
 10 From L.A. Raiders as part of 1987 trade for OT Brian Holloway  
 11b Patriots selection 296th traded to Minnesota in exchange for Vikings' ninth-round choice in 1989

## 1987

Rd	Player	Pk	Pos	College
1	Bruce Armstrong	23	OT	Louisville
2	(Pick to Tampa Bay)			
3a	Bob Perryman	79	RB	Michigan
3b	(Pick to LA Raiders)			
4a	Rich Gannon	98	QB-RB	Delaware
4b	Derrick Beasley	102	DB	Winston-Salem
4c	Tim Jordan	107	LB	Wisconsin
5a	Danny Villa	113	OT	Arizona State
5b	Tom Gibson	116	DE	Northern Arizona
6	Gene Taylor	163	WR	Fresno State
7	(Pick to Tampa Bay)			
8	(Pick to Kansas City)			
9	(Pick to Tampa Bay)			
10	(Pick to LA Raiders)			
11	Carlos Reveiz	302	K	Tennessee
12	Elgin Davis	330	RB	Central Florida

## 1987 Draft Notes

- 2 Patriots' selection 51 overall traded to Tampa Bay as part of OT-OG Sean Farrell trade which also included 7th and 9th round picks in the 1987 draft  
 3b Patriots trade 81st overall selection and 10th round pick, 275 overall, to LA Raiders for Raiders' two fourth-round picks, 98 and 102 overall; 81st overall pick originally from Washington for WR Ricky Sanders trade  
 5a Pick from San Diego for DB Vencie Glenn trade  
 5b Pick from Tampa Bay for Patriots' sixth-round pick in 1986  
 7 Patriots' selection 191 overall traded to Tampa Bay as part of Sean Farrell trade  
 8 Patriots' selection 219 overall traded to KC for TE Willie Scott  
 9 Patriots' selection 247 overall traded to Tampa Bay as part of OT Sean Farrell trade  
 10 Patriots' selection, 275 overall, and third-round pick, 81 overall, traded to LA Raiders for two fourth-round picks, 98 and 102 overall

## 1986

Rd	Player	Pk	Pos	College
1	Reggie Dupard	26	RB	Southern Methodist
2a	Mike Ruth	42	NT	North Carolina
2b	Vencie Glenn	54	DB	Indiana State
3	Patriots' selection 81 overall forfeited			
4	Scott Gieselmann	109	TE	Boston College
5	Greg Robinson	137	OL	Sacramento St.
6	(Pick to Tampa Bay)			
7a	Ray McDonald	187	WR	Florida
7b	Brent Williams	192	DE	Toledo
8	Greg Baty	220	TE	Stanford
9	George Colton	248	OG	Maryland
10	Cletis Jones	276	RB	Florida State
11	Gene Thomas	308	WR	U of Pacific
12	Don McAulay	332	K	Syracuse

## 1986 Draft Notes

- 2a Pick from Seattle as part of Bob Cryder trade of 1984  
 6 Patriots' selection 164 overall traded to Tampa Bay for Buccaneers'

## 1986 (Cont.)

fifth-round pick in 1987

- 7a Pick from San Francisco as part of Matt Cavanaugh trade of 1983)

## 1985

Rd	Player	Pk	Pos	College
1a	Pick to San Francisco			
1b	Trevor Matich	28	OC	BYU
2a	Garin Veris	48	DE	Stanford
2b	Jim Bowman	52	DB	Central Michigan
2c	Ben Thomas	56	DE	Auburn
3a	Pick to San Francisco			
3b	Audrey McMillian	84	DB	Houston
4a	Tom Toth	102	OT	Western Michigan
4b	Gerard Phelan	108	WR	Boston College
5	(Pick to Cincinnati)			
6	(Pick to Philadelphia)			
7a	(Pick to LA Raiders)			
7b	(Pick to LA Raiders)			
8a	(Pick to Atlanta)			
8b	Michael Hodge	224	DE	Washington St.
9	(Pick to Pittsburgh)			
10	(Pick to Denver)			
11	Paul Lewis	295	RB	Boston University
12	Tony Mumford	328	RB	Penn State

## 1985 Draft Notes

- 1a Patriots trade their 1st round choice, 16th overall, along with their third-round choice, 75th overall, to San Francisco for their first, 28th overall, second 56th overall, and third round, 84th overall, picks  
 2b Pick from LA Raiders part of Mike Haynes deal of 1983  
 4b Pick from LA Raiders part of Shelby Jordan deal of 1983  
 5 Pick to Cincinnati as part of WR Irving Fryar tradeup deal of 1984  
 6 Pick to Philadelphia as part of K Tony Franklin deal of 1984  
 7a Pick to LA Raiders as part of the Mike Haynes deal of 1983  
 8a Pick to Atlanta for DB Rod McSwain  
 8b Pick from San Francisco part of Matt Cavanaugh deal of 1983  
 9 Pick to Pittsburgh for WR Greg Hawthorne (1984)  
 10 Pick to Denver for P Luke Prestridge (1984)

## 1984

Rd	Player	Pk	Pos	College
1	Irving Fryar	1	WR	Nebraska
2	Ed Williams	43	LB	Texas
3	Jonathan Williams	70	RB	Penn State
5	Paul Fairchild	124	OG	Kansas
6	Ernest Gibson	151	DB	Furman
7a	Bruce Kallmeyer	184	K	Kansas
7b	Dervin Williams	192	WR	New Mexico
8	James Keyton	211	OT	Arizona State
9a	Scott Bolzan	238	OT	Northern Illinois
9b	David Windham	251	LB	Jackson State
11	Charlie Flager	292	OG	Washington St.
12	Harper Howell	319	TE	UCLA

## SUPPLEMENTAL DRAFT:

- 1 Ricky Sanders 16 WR SW Texas St.  
 2 Eric Jordan 43 RB Purdue  
 3 Walter Lewis 70 QB Alabama

## 1984 Draft Notes

- 7b Pick from San Fran. for CB Ricky Smith  
 9b Pick from Washington for DE Tony McGee

## 1983

Rd	Player	Pk	Pos	College
1	Tony Eason	15	QB	Illinois
2	Darryal Wilson	47	WR	Tennessee
3a	Stephan Starring	74	WR	McNeese St.
3b	Steve Moore	80	OL	Tennessee St.
4	Johnny Rember	101	LB	Clemson
5a	Smiley Creswell	118	DE	Michigan St.
5b	Darryl Lewis	128	TE	Texas-Arlington
6	Mike Bass	155	K	Illinois
7	Craig James	187	RB	SMU
	Washington-USFL			
8	Ronnie Lippett	214	DB	Miami (FL)
9a	Ricky Williams	233	RB	Langston
9b	Mark Keel	240	TE	Arizona

# PATRIOTS ALL-TIME DRAFT

## 1983 (Cont.)

Arizona—USFL			
10a	James Williams	264	TE Wyoming
10b	Toby Williams	265	DE Nebraska
10c	Tom Ramsey	267	QB UCLA
Los Angeles—USFL			
11a	Steve Parker	292	WR Abilene Christian
11b	Calvin Eason	294	DB Houston
11c	Waddell Kelly	319	RB Arkansas St.
12b	Andy Ekern	326	OT Missouri

### 1983 Draft Notes

- 3b Pick from S.D. in Tim Fox trade
- 5a Pick from Chicago in LB Rod Shoate trade
- 9a Pick from New Orleans
- 10a Pick from NY Giants in LB Bill Matthews trade
- 10b Pick from New Orleans
- 11a Pick from New Orleans
- 12a Pick from New Orleans

## 1982

Rd	Player	Pk	Pos	College
1a	Ken Sims	1	DE	Texas
1b	Lester Williams	27	DT	Miami (FL)
2a	Robert Weathers	40	RB	Arizona St.
2b	Andre Tippett	41	LB	Iowa
2c	Darryl Haley	55	OT	Utah
3a	Cedric Jones	56	WR/KR	Duke
3b	Clayton Weishuhn	60	LB	Angelo St.
4a	George Crump	85	DE	East Carolina
4b	Brian Ingram	111	LB	Tennessee
5	Fred Marion	112	DB	Miami (FL)
6	Ricky Smith	141	DB	Alabama State
7	Jeff Roberts	168	LB	Tulane
8	Ken Collins	197	LB	Washington St.
9	Kelvin Murdock	224	WR	Troy State
10	Brian Clark	253	K	Florida
11a	(Used to select WR Chy Davidson of Rhode Island in 1981 supplemental draft.)			
11b	Steve Sandon	296	QB	Northern Iowa
12	Greg Taylor	308	WR/KR	Virginia

### 1982 Draft Notes

- 1a Pick from San Francisco in TE Russ Francis deal
- 2a Pick from San Diego in FS Tim Fox deal
- 2b Pick from San Francisco in TE Russ Francis deal
- 2c Pick from San Francisco in TE Russ Francis deal
- 3b Pick from Seattle for RB Horace Ivory
- 4b Pick from San Francisco in TE Russ Francis deal
- 11b Pick from NY Giants for DB Bill Currier

## 1981

Rd	Player	Pk	Pos	College
1	Brian Holloway	19	OT	Stanford
2	Tony Collins	47	RB/KR	East Carolina
3	(Pick to Minnesota)			
4	Don Blackmon	102	LB	Tulsa.
5	Steve Clark	130	DE	Kansas State
6	Ron Wooten	157	OG	North Carolina
7	Ken Toler	185	WR	Mississippi
8a	Ken Naber	194	P	Stanford
8b	Lin Dawson	212	TE	North Carolina St.
9	(Pick to Detroit)			
10	(Pick to Cleveland)			
11	Brian Buckley	295	QB	Harvard
12	Cris Crissy	323	DB/KR	Princeton

### 1981 Draft Notes

- 3 Pick to Minnesota for RB Chuck Foreman
- 8a Pick from N.O. for OG Sam Adams
- 9 Pick to Detroit for LB Ed O'Neill
- 10 Pick to Cleveland for DE Ernest Pirce

## 1980

Rd	Player	Pk	Pos	College
1a	Roland James	14	DB	Tennessee.
1b	Vagas Ferguson	25	RB	Notre Dame
2	Larry McGrew	45	LB	USC
3	Steve McMichael	73	DT	Texas
4	(Pick to Los Angeles)			

## 1980 (Cont.)

5	Doug McDougald	124	DE	VPI
6a	(Pick to Cleveland)			
6b	Preston Brown	160	WR/KR	Vanderbilt
7	Tom Kearns	180	OG	Kentucky
8	Mike House	208	TE	Pacific
9	Barry Burget	235	LB	Oklahoma
10	Tom Daniel	266	OC	Georgia Tech
11	Mike Hubach	293	P	Kansas
12	Jimmy Jordan	320	QB	Florida State

### 1980 Draft Notes

- 1b Pick from Houston in OT Leon Gray deal
- 4 Pick to Los Angeles in WR Harold Jackson deal
- 6a Pick to Cleveland for DE Mike St. Clair
- 6b From Houston in OT Leon Gray deal

## 1979

Rd	Player	Pk	Pos	College
1	Rick Sanford	25	DB	South Carolina
2	Bob Golic	52	LB	Notre Dame
3	(Pick to Los Angeles)			
4	Eddie Hare	106	P	Tulsa
5	John Zamberlin	135	LB	Pacific Lutheran
6	(Pick to Pittsburgh)			
7a	Judson Flint	177	DB	Memphis State
7b	(Pick forfeited)			
8	Randy Love	216	RB	Houston
9	John Spagnola	245	TE	Yale
10a	Martin Cox	270	WR	Vanderbilt
10b	Allan Clark	271	RB	Northern Arizona
11	(Pick to Washington)			
12	(Pick to Detroit)			

### 1979 Draft Notes

- 3 Pick to Los Angeles in WR Harold Jackson deal
- 6 Pick to Pittsburgh for DE Dave Purefory
- 7a Pick from Washington
- 10a Pick from Denver for OT Tom Neville
- 12 Pick to Detroit for OT Bob McKay

## 1978

Rd	Player	Pk	Pos	College
1	Bob Cryder	18	G	Alabama
2	Matt Cavanaugh	50	QB	Pittsburgh
3	Carlos Pennywell	77	WR	Grambling
4	Dwight Wheeler	102	T	Tennessee St.
5	Bill Matthews	129	LB	South Dakota St.
6	Kern Coleman	156	LB	Mississippi
7	Mike Hawkins	188	LB	Texas A&I
8a	Terry Falcon	198	G	Montana
8b	Mosi Tatupu	215	RB	Southern Calif.
9	Tim Petersen	242	LB	Arizona State
10	Bryan Ferguson	269	DB	Miami
11	Charlie Williams	296	LB	Florida
12	John Gibney	328	C	Colgate

### 1978 Draft Notes

- 8a Pick from Buffalo through Philadelphia for DB John Sanders

## 1977

Rd	Player	Pk	Pos	College
1a	Raymond Clayborn	16	DB	Texas
1b	Stanley Morgan	25	WR	Tennessee
2a	Horace Ivory	44	RB	Oklahoma
2b	Don Hasselbeck	52	TE	Colorado
3	Sidney Brown	82	DB	Oklahoma
4	Gerald Skinner	109	T	Arkansas

- 5 (Pick to St. Louis)
- 6 (Pick to Houston)

7	Ken Smith	192	WR	Arkansas-Pine Bluff
8	Brad Benson	219	G	Penn State
9	Jerry Vogele	249	LB	Michigan
10a	John Rasmussen	276	T	Wisconsin
10b	Giles Alexander	279	DE	Tulsa
11	Ray Costick	303	LB	Mississippi State
12	Dave Preston	333	RB	Bowling Green

### 1977 Draft Notes

- 1a Pick from San Francisco for QB Jim Plunkett
- 2a Pick from San Francisco for QB Jim Plunkett
- 10b Pick from Oakland for RB Leon McQuay

# PATRIOTS ALL-TIME DRAFT

## 1976

Rd	Player	Pk	Pos	College
1a	Mike Haynes	5	DB	Arizona State
1b	Pete Brock	12	C	Colorado
2	Tim Fox	21	DB	Ohio State
3	Ike Forte	35	RB	Arkansas
(Pick to Chicago)				
(Pick to Cleveland thru Philadelphia)				
(Pick to San Diego)				
6a (Pick to New York Giants)				
6b	Greg Boyd	170	DE	San Diego State
7a	(Pick to Cincinnati)			
7b	Perry Brooks	202	DT	Southern
8a (Pick to Philadelphia)				
8b	Stu Betts	235	RB	Northern Michigan
9	Doug Beaudoin	243	DB	Minnesota
10	Ricky Feacher	270	WR	Miss. Valley
11	Donnie Thomas	298	LB	Indiana
12	Nathaniel Bell	325	DT	Tulane
13	James Jones	352	DB	Central Michigan
14	David Quehl	382	WR	Holy Cross
15	Bernard Coleman	409	WR	Bethune-Cookman
16	Clifford Brown	436	DT	Tuskegee
17	Todd Anderson	466	C	Stanford

### 1976 Draft Notes

- 1b Pick from San Francisco for QB Jim Plunkett
- 1c Pick from Houston through San Francisco for QB Jim Plunkett
- 3 Pick to Chicago for DE Tony McGee
- 4 Pick to Cleveland thru Philadelphia for LB Steve Zabel
- 5 Pick to San Diego for CB Bob Howard
- 6a Pick to NY Giants for RB Leon McQuay
- 6b Pick from Detroit for C Jon Morris
- 7a Pick to Cincinnati for RB Doug Dressler
- 7b Pick from Houston for TE Bob Adams
- 8a Pick to Philadelphia for LB Steve Zabel
- 8b Pick from Minnesota for C Doug Cumler

## 1975

Rd	Player	Pk	Pos	College
1	Russ Francis	16	TE	Oregon
2	Rod Shoate	41	LB	Oklahoma.
3	Pete Cusick	66	DT	Ohio State.
4a	Allen Carter	86	RB	So. California
4b	Steve Burks	91	WR	Arkansas State
5a	Steve Grogan	116	QB	Kansas State
5b	Steve Freeman	117	DB	Mississippi St.
(Pick to Detroit)				
7	(Lawrence Williams)	172	WR	Texas Tech
(Pick to Chicago)				
(Pick to Pittsburgh)				
10	(Pick to Pittsburgh)			
11	Rene Garnett	272	DB	Idaho State
12a	Matt Kendon	297	DT	Idaho State
12b	Conredge Holloway	306	QB	Tennessee
13	Joe Harvey	328	DE	Northern Michigan
14	Tom Gossom	353	WR	Auburn
15	Dan Clayton	378	RB	Murray State
16	Kerry Marbury	403	RB	West Virginia
17	Myke Horton	428	T	UCLA

### 1975 Draft Notes

- 4a From San Diego through Cleveland
- 5b Pick from Philadelphia for RB John Tarver
- 6 Pick to Detroit for RB Leon Crosswhite
- 8 Pick to Chicago for DE Tony McGee
- 9 Pick to Pittsburgh for DE Craig Hanneman
- 10 Pick to Pittsburgh for LB George Webster
- 12b Pick from Washington

## 1974

Rd	Player	Pk	Pos	College
(Pick to San Francisco)				
2a	Steve Corbett	30	G	Boston College
2b	Steve Nelson	34	LB	North Dakota St.
(Pick to Chicago through Washington)				
(Pick to Cincinnati)				
5a	Andy Johnson	113	RB	Georgia
5b	Charlie Battle	124	LB-DE	Grambling

## 1974 (Cont.)

6a	(Pick to Baltimore)			
6b	Chuck Ramsey	141	P	Wake Forest
7	Maury Damkroger	178	LB	Nebraska
(Pick to Chicago)				
9	Ed McCartney	209	TE	NE Oklahoma
(Pick to Pittsburgh)				
11	Archie Gibson	268	RB	Utah State
12	Eddie Foster	296	T	Oklahoma
13	Phil Benett	321	RB	Boston College
14	Cecil Bowens	346	RB	Kentucky
15	Sam Hunt	374	LB	Stephen F. Austin
16	Lucious Selmon	399	DT	Oklahoma
17	Gary Hudson	424	DB	Boston College

### 1974 Draft Notes

- 1 Pick to San Francisco for TE Bob Windsor
- 2a Pick from Chicago
- 3 Pick to Chicago through Washington for DE Donnel Smith and Washington's 1974 seventh-round choice
- 4 Pick to Cincinnati for LB Bill Peterson
- 5b Pick from Washington through New Orleans
- 6a Pick to Baltimore for DB Jack Mildren
- 6b Pick from Philadelphia for DE Dennis Wirgowski
- 7 Pick from Washington along with LB Brad Dusek for LB Brad Dusek and the Patriots 1974 third-round choice
- 9 Pick from Houston for LB Steve Kiner

## 1973

Rd	Player	Pk	Pos	College
1a	John Hannah	4	G	Alabama
1b	Sam Cunningham	11	RB	Southern Cal
1c	Darryl Stingley	19	WR	Purdue
2 (Pick to Cleveland thru N.Y. Giants)				
3a	Brad Dusek	56	DB	Texas A&M
3b	Charles Davis	73	RB	Alcorn A&M
4	Allen Gallaher	82	T	So. California
5	Doug Dumler	193	C	Nebraska
6 (Pick to New Orleans)				
7 (Pick to Miami)				
8	Isaac Brown	186	RB	W. Kentucky
9	David Callaway	212	T	Texas A&M
10	Dan Ruster	238	DB	Oklahoma
11	Homer May	264	TE	Texas A&M
12	Bruce Barns	290	P	UCLA
13	Alan Lowry	316	DB	Texas
14	Raymond Hamilton	342	LB	Oklahoma
15	Conde Pugh	368	DB	Norfolk State
16	Mike Kutter	394	DE	Concordia
17	Eddie McAshan	420	QB-DB	Georgia Tech

### 1973 Draft Notes

- 1b Pick from Los Angeles for DE Fred Dryer
- 1c Pick from Chicago for RB Carl Garrett
- 3b Pick from Dallas for WR Ron Sellers
- 6 Pick to New Orleans for LB Jim Flanigan
- 7 Pick to Miami for T Wayne Mass

## 1972

Rd	Player	Pk	Pos	College
1a (Pick to Minnesota as compensation for Joe Kapp)				
1b (Pick to N.Y. Giants)				
2a (Pick to Dallas)				
2b	Tom Reynolds	49	WR	San Diego State
3a	(Pick to Dallas)			
3b	Jim White	73	DE	Colorado State U.
4 (Pick to Dallas)				
5a (Pick to Baltimore)				
5b	Ron Bolton	124	DB	Norfolk State
6 (Pick to Atlanta thru N.Y. Giants)				
7a	Clark Hoss	165	TE	Oregon State
7b	John Tarver	166	RB	Colorado
8	Steve Beyrle	195	G	Kansas State
9	Mike Kelson	220	T	Arkansas
10	Mel Caraway	245	DB	N.E. Oklahoma
11	Rodney Cason	269	T	Angelo State
12	Steve Booras	296	DE	Mesa J.C.
13	Sam Elmore	325	DB	E. Michigan
14	Ed Rideout	350	WR	Boston College

# PATRIOTS ALL-TIME DRAFT

## 1972 (Cont.)

15	Joel Kilmek	375	TE	Pittsburgh
16	Eric Dahl	400	DB	San Jose State
17	Junior Ah You	425	LB	Arizona State

### 1972 Draft Notes

- 1b Pick from Los Angeles for Phil Olsen sent to N.Y. Giants in trade for Fred Dryer
- 2a Pick to Dallas for DE Halvor Hagen and WR Harold Jackson
- 2b Pick from Kansas City for G Mo Moorman
- 3a Pick to Dallas for DE Halvor Hagen and WR Harold Jackson
- 3b Pick from Washington through L.A. Rams
- 4 Pick to Dallas for LB Steve Kiner
- 5b Pick from Oakland C Warren Koegel
- 6 Pick to Atlanta through Giants for WR Reggie Rucker
- 7b Pick from San Diego for RB Eddie Ray

## 1971

Rd	Player	Pk	Pos	College
1	Jim Plunkett	1	QB	Stanford
2	Julius Adams	27	DT	Texas Southern
3	(Pick to Buffalo through Oakland)			
4	(Pick to Denver)			
5	Tim Kelly	105	LB	Notre Dame
6	David Hardt	131	TE	Kentucky
7	(Pick to Oakland)			
8	(Pick to Buffalo)			
9	Josh Ashton	209	RB	Tulsa
10	Layne McDowell	235	T	Iowa
11	Dan Schneiss	261	TE	Nebraska
12	John Rodman	287	T	Northwestern
13	Lewis Swain	313	DB	Alabama A&M
14	Alfred Sykes	339	WR	Florida A&M
15	Nick McGarry	365	TE	Massachusetts
16	Jim Zikmund	391	DB	Kearney State
17	Ronald Leigh	417	DE	Elizabeth City St.

### 1971 Draft Notes

- 3 Pick to Buffalo through Oakland for DE Ike Lassiter
- 4 Pick to Denver
- 7 Pick to Oakland for DE Ike Lassiter
- 8 Pick to Buffalo

## 1970

Rd	Player	Pk	Pos	College
1	Phil Olsen	4	DT	Utah State
2	Pick to Houston			
3	Mike Ballou	56	LB	UCLA
4	Eddie Ray	83	DB	LSU
5	Bob Olson	107	LB	Notre Dame
6	Pick to Buffalo			
7	Odell Lawson	160	RB	Langston, Okla
8	(Pick to New York Jets)			
9	Dennis Wirgowski	212	DE	Purdue
10	Henry Brown	239	K-WR	Missouri
11	Dennis Bramlett	261	T	Texas-El Paso
12	Greg Roero	291	DT	N. Mex. Highlands
13	Ronnie Shelley	316	DB	Troy State
14	Garvie Crow	343	RB/TE	Michigan
15	Kent Schoolfield	368	WR	Florida A&M
16	Otis McDaniel	395	DE	Tuskegee
17	Joe Killingsworth	420	WR	Oklahoma

### 1970 Draft Notes

- 2 Pick to Houston for RB Sid Blanks, CB Larry Carwell, LB Ron Caveness and WR Charlie Frazier
- 5 Pick from Miami for LB Nick Buoniconti
- 6 Pick to Buffalo for S Tom Janik
- 8 Pick to N.Y. Jets

## 1969

Rd	Player	Pk	Pos	College
1	Ron Sellers	6	SE	Florida State
2	Mike Montler	32	G	Colorado
3	Carl Garrett	58	RB	N.M. Highlands
4	(Pick to Denver through Kansas City)			
5	Onree Jackson	110	QB	Alabama A&M
6	(Pick to Oakland)			
7	Rick Hackley	162	T	New Mexico State
8	Bob Gladieux	188	RB	Notre Dame

## 1969 (Cont.)

9a	Steve Alexakos	209	G-LB	San Jose St.
9b	Joe Walker	214	DE	Albany State
10	Dennis Devlin	240	DB	Wyoming
11	Barry Gallup	266	SE	Boston College
12	Richard Lee	292	DT	Grambling
13	Joe Leasey	318	LB	Alcorn A&M
14	John Cagle	344	LB	Clemson
15	Brant Conley	370	RB-P	Tulsa
16	Jim Vuono	396	LB	Adams State
17	George Muse	422	LB-DB	Grambling

### 1969 Draft Notes

- 4 Pick to Denver through Kansas City for RB Gene Thomas
- 6 Pick to Oakland for LB John Williamson
- 9a Pick from Buffalo for RB Bob Cappadonna

## 1968

Rd	Player	Pk	Pos	College
1	Dennis Byrd	6	DT	North Carolina State
2	Tom Funchess	32	T	Jackson State
3	Aaron Marsh	60	FL	Eastern Kentucky
4	R.C. Gamble	88	RB	South Carolina St.
5	Jim Smithberger	116	DB	Notre Dame
6	Pick to Cincinnati			
7	John Schneider	170	QB	Toledo
8	Daryl Johnson	197	DB	Morgan State
9	(Pick to Houston)			
10	John Outlaw	249	DB	Jackson State
11	Paul Feldhausen	278	T	Northland, Wis.
12	James Cheyonski	305	LB	Syracuse
13	Max Huber	332	T	Brigham Young
14	Henry McKay	358	E	Guilford
15	Art McMahon	385	DB	No. Carolina St.
16	Charles Fulton	413	RB	Tennessee
17	Ed Koontz	440	LB	Catawba

### 1968 Draft Notes

- 6 Pick to Cincinnati
- 9 Pick to Houston for QB Don Trull

## 1967

Rd	Player	Pk	Pos	College
1	John Charles	21	DB	Purdue
2	(Pick to Kansas City)			
3	(Pick to New York Jets)			
4	Ed Philpott	101	DE	Miami (Ohio)
5	Melvin Witt	128	DE	Arlington State
6	Ron Medlen	154	DE	SMU
7	Robert Leo	180	HB	Harvard
8	Tom Fussell	206	DT	LSU
9	Charlie Thornhill	232	DB	Michigan St.
10	John Runnels	257	LB	Penn State
11	Leroy Mitchell	283	FL	Texas Southern
12	Dave Davis	310	T	Harvard
13	Ray Ilg	336	LB	Colgate
14	Bobby Beard	361	LB	Auburn
15	Tom Folliard	388	LB	Mississippi State
16	Dik Nocera	414	HB	Southern Conn.
17	Bobby Nichols	440	TE	Boston Univ.

### 1967 Draft Notes

- 2 Pick to Kansas City
- 3 Pick to New York Jets for WR Jim Colcoug

## 1966

Rd	Player	Pk	College
1a	Karl Singer	T	Purdue
1b	Willie Townes	T	Tulsa
2a	Jim Boudreaux	T	La. Tech
2b	Ken Avery	LB	Miss. Southern
3a	Harold Lucas	T	Mich. State
3b	Ed Toner	G	U. Massachusetts
4a	(Pick to New York)		
4b	Heath Wingate	T	Bowling Green
5a	John Mangum	T	Miss. Southern
5b	Ray Perkins	E	Alabama
6a	Dan Irby	T	Louisiana Tech
6b	Joe Avezzano	G	Florida State
7a	Jim Battles	T	Southern U

# PATRIOTS ALL-TIME DRAFT

## 1966 (Cont.)

7b	Brent Caston	DB	Mississippi
8a	Sam Montgomery	DB	Southern
8b	Tom Schaefer	RB	Chattanooga
9a	Doug Satcher	LB	Southern
9b	Jack White	QB	Penn State
10	Dennis Brewster	T	BYU
10b	Bob Ellis	HB	Massachusetts
11	(Pick to New York)		
11b	Jay Marion	DB	Wyoming
12	Dick Fugere	LB	Cincinnati
13	Tom Carr	FB	Bates St.
14	Bob Hall	DB	Brown
15	Billy Laird	QB	La. Tech
16	Buddy Owens	G	Michigan State
17	Dick Capp	DE	Boston College
18	John Pincavage	E-DB	Virginia
19	Joe Novogratz	G	Pittsburgh
20	Paul Soule	HB	Bowdoin

## 1965

Rd	Player	Pos	College
1a	Jerry Rush	T	Michigan State
1b	Dave McCormick	T	LSU
2a	(Pick to Houston)		
2b	Bob Kowloski	T	Virginia
3a	Jim Whalen	E	Boston College
3b	Bob Cappadonna	FB	Northeastern
4a	Ellis Johnson	HB	S.E. Louisiana
4b	Dick Arrington	G	Notre Dame
5a	Corwyn Aldredge	E	N.W. Louisiana
5b	Dennis Smith	DE	Cincinnati
6a	Justin Canale	G	Mississippi State
6b	Billy Ezell	DB	LSU
7a	Tom Neville	T	Mississippi State
7b	John Hankinson	QB	Minnesota
8a	Fred Brown	E	Miami
8b	Beau Colle	DB	LSU
9a	Bob Malone	T	Louisiana Tech
9b	Charles Brown	T	Tulsa
10	(Pick to Buffalo)		
10b	Dave Hettema	T	New Mexico
11a	John Frechette	T	Boston College
11b	Roy Schmidt	G	Long Beach State
12a	Jim Weatherly	DB	Mississippi
12b	Leon Stanridge	E	San Diego State
13	Charlie Green	QB	Wittenberg
14	Jay Cunningham	HB	Bowling Green
15	Ted Rodosevitch	G	Cincinnati
16	George Pyne	T	Olivet
17a	White Graves	DB	LSU
17b	Dave Lee	E	Louisiana Tech
18	Ed Meixler	LB	Boston University
19	Jim Nance	FB	Syracuse
20	Fred Fugazzi	FB	Missouri Valley

## 1965 Draft Notes

- 2a Pick to Houston for C Bob Schmidt  
10 Pick to Buffalo for DE Mack Yoho

## 1964

Rd	Player	Pos	College
1	Jack Concannon	QB	Boston College
2	Jim Kelly	E	Notre Dame
3	(Pick to Denver)		
4	Jon Morris	E	Holy Cross
5	(Pick to San Diego)		
6	Jim Mazurek	G	Syracuse
7	T.W. Alley	T	William & Mary
8a	J.D. Garrett	HB	Grambling
8b	Roger Lalonde	T	Muskingum
9	Lennie St. Jean	E	N. Michigan
10	(Pick to Buffalo)		
11	Jim Barrett	HB	Boston College
12	(Pick to Kansas City)		
13	Joe Scarpato	DB	N. Carolina State
14	Jim Wilson	T	Georgia
15	Tony Gibbons	T	John Carroll
16	Pete Pedro	HB	West Texas State

## 1964 (Cont.)

17	Gary Wood	QB-HB	Cornell
18	Joe Tiller	T	Montana State
19	Bill Dawson	E	Florida State
20	Lonnie Farmer	LB	Chattanooga
21	Tony Lawrence	T	Bowling Green
22	Dave Archer	T	Syracuse
23	Dave Humenick	T	Notre Dame
24	Larry Bartolameci	T	West Virginia
25	Bryan Generalovich	E	Pittsburgh
26	Dick Niglio	HB	Yale

## 1964 Draft Notes

- 3 Pick to Denver  
5 Pick to San Diego for DT Billy Hudson  
10 Pick to Buffalo  
12 Pick to Kansas City

## 1963

Rd	Player	Pos	College
1	Art Graham	E	Boston College
2	LeeRoy Jordan	C	Alabama
3	Bob Vogel	T	Ohio State
4	Bob Reynolds	T	Bowling Green
5	Lou Cioci	G	Boston College
6	Sam Silas	T	Southern Illinois
7	Dick Williamson	E	Alabama
8	Rod Foster	G	Ohio State
9	Jim Simon	E	Miami
10	Don McKinnon	C	Dartmouth
11a	Dave Hayes	FB	Penn State
11b	Dave Watson	G	Georgia Tech
12a	Bill Gambrell	HB	South Carolina
12b	Tim Gauntner	HB	John Carroll
13a	Dave Adams	T	Arkansas
13b	Ralph Ferrissi	FB	So. Connecticut
14	Whaley Hall	T	Mississippi
15	Bob Dentel	C	Miami
16	Wes Bryant	T	Arkansas
17	Tom Neumann	HB	Michigan
18	Dave O'Brien	T	Boston College
19	Pat McCarthy	QB	Holy Cross
20	Jim Bradshaw	HB	Chattanooga
21	Gary Sherman	HB	Bowling Green
22	Nate Craddock	FB	Parsons
23	Al Snyder	HB	Holy Cross
24	Dick Schultz	T	Ohio
25	Dennis Gaubatz	G	Louisiana State U
26	Jim Tullis	HB	Florida A&M
27	Dave Adams	T	Arkansas
28	Ron Whaley	HB	Chattanooga
29	Dock Kelly	G	Georgia

## 1963 Draft Notes

- 11a Pick from Houston  
12a Pick from Buffalo

## 1962

Rd	Player	Pos	College
1	Gary Collins	E	Maryland
2	LeRoy Jackson	HB	W. Illinois
3	Sherwyn Thorson	G	Iowa
4	(Pick to Houston)		
5	(Pick to Dallas)		
6	John Schopf	T	Michigan
8	Benny McRae	HB	Michigan
9	Bill Triplett	FB	Miami, Ohio
10	John Knight	HB	Valparaiso
11	(Pick to Buffalo)		
12	(Pick to Oakland)		
13	Nick Buoniconti	G	Notre Dame
14	Chas. Sieminski	T	Penn State
15	Gerry Goerlitz	E	N. Michigan
16	Ken Byers	G	Cincinnati
17	Scott Maentz	E	Michigan
18	Tom Chandler	T	Florida A&M
19	Ron Myers	E	Villanova
20	Tom Neck	HB	LSU
11	John Traynham	HB	VMI
22	Bo Asack	T	Columbia



# PATRIOTS ALL-TIME DRAFT

## 1962 (Cont.)

23	Walt Crate	HB	Penn Military
24	Don Christman	C	Richmond
25	Bob Stern	C	Richmond
26	Jim Field	QB	LSU
27	Al Gursky	HB	Penn State
28	Charles Dickerson	T	Illinois
29	Julius. Fincke	T	McNeese State
30	John L. Finn	T	Louisville
31	Mike Ingram	G	Ohio State
32	Charles Taylor	HB	Mississippi
33	Steve Jastrzembski	E	Pittsburgh
34	Ray Lardani	T	Miami (Fla.)

## 1962 Draft Notes

- 4 Pick to Houston for G Houston Antwine

## 1961

Rd	Player	Pos	College
1	Tommy Mason	HB	Tulane
2	Rip Hawkins	C	North Carolina
3	Danny LaRose	E	Missouri
4	Mike Zeno	G	Virginia Tech
5	Fran Tarkenton	QB	Georgia
6	Larry Eisenhauer	T	Boston College
7	Paul Terhes	QB	Bucknell
8	Charles Long	G	Chattanooga
9	Roland Lakes	C	Wichita
10	Richard Mueller	E	Kentucky
11	Mel West	HB	Missouri
12	Wayne Harris	C	Arkansas
13	Dan Underwood	T	McNeese State
14	James Wright	QB	Memphis State
15	(Pick to Dallas)		
16	George Balthazar	T	Tennessee A&I
17	Ray Ratkowski	HB	Notre Dame
18	Tom Rodgers	HB	Kentucky
19	Joe Bellino	HB	Navy
20	Dan Oakes	G	VPI
22	Bob Johnson	E	Michigan
23	Darrel DeDecker	C	Illinois
24	Don Webb	HB	Iowa State
25	Robert Miniham	T	Boston University
26	Charles Granger	T	Southern U. (La.)
27	Terry Huxhold	T	Wisconsin
28	Bryant Harvard	QB	Auburn
29	Ernie McMillan	T	Illinois
30	George Hulz	T	Mississippi Southern

## 1960

### FIRST SELECTIONS:

Buddy Allen	HB	Utah State
Ron Burton	HB	Northwestern
Dale Chamberlain	FB	Miami, O.
Henry Christopher	E	SMU
Dan Colchicco	E	San Jose State
Jack Cummings	QB	North Carolina St.
James Davis	C	Oklahoma
Sarafine Fazio	C	Pittsburgh
Max Fugler	C	LSU
Jim Gardner	T	Duke
James Goodyear	T-G	Wake Forest
Dave Harris	HB	Kansas
Al Henderson	T	Colorado State
James Hickman	T-G	Penn State
Robert Krantz	FB	Penn State
Joe Kulbacki	HB	Purdue
Dee Mackey	E	E. Texas St.
Leon Manley	G	W. Texas St.
Cliff Manning	T-G	Hardin-Simmons
Pete Manning	E	Wake Forest
Edward Mazurek	T	Xavier
Bell Meglen	G	Utah State
Frank Mestnik	FB	Marquette
Ron Mix	T	USC
Irvin Nikolai	E	Stanford
Jim Prestel	T	Idaho
Bob Salerno	G	Coloardo
Gerhardt Schwedes	HB	Syracuse
Richard Soergel	QB	Oklahoma St.
Larry Wagner	T	Vanderbilt
Harvey White	QB	Clemson
Tirey Wileman	HB	SMU
Gary Wisener	E	Baylor

### SECOND SELECTIONS:

1. Dave Ames	HB	Richmond
2. James Boeke	T/G	Heidelberg
3. Billy Brewer	QB	Ole Miss.
4. Emanuel Congedo	T/G	Villanova
5. Pat Dye	T/G	Georgia
6. John Farrington	WR	Prairie View
7. Rich Grecni	C	Ohio U.
8. Bud Jones	WR	SMU
9. Don Kacmarek	T/G	North Dakota
10. John Lawrence	T/G	North Carolina St.
11. Ron Maltony	T/G	Purdue
12. Bobby Pate	RB	Presbyterian
13. Jack Rudolph	LB	Georgia Tech
14. Frank Sally	T/G	California
15. Bob Spada	E	Duke
16. Pete Tunney	HB	Occidental
17. Jim Webster	HB	Marquette
18. John Wilcox	T/G	Oregon

# PATRIOTS TRADES 2000-15

**Note:** For the Patriots' All-Time Trades (1960-Present), please visit <http://www.patriots.com/history>

## 2000

- 4/16 The Patriots acquired San Francisco's 2001 sixth round pick for the Patriots' 2000 seventh-round pick (212 overall) which was acquired from Philadelphia. The Patriots acquired Dane Looker from the St. Louis Rams for a sixth round draft choice in 2002.

## 2001

- 4/21 The Patriots acquired Pittsburgh's 2001 second-round (50 overall) and fourth-round (112 overall) picks for the Patriots 2001 second-round (39 overall - LB Kendrick Bell) pick.
- 4/21 The Patriots acquired Detroit's 2001 second-round (48 overall) pick for a 2001 second-round (50 overall, from Pittsburgh) pick and sixth-round (173 overall, from San Francisco) pick.
- 4/21 The Patriots acquired Minnesota's 2001 third-round (86 overall) pick and fourth-round (119 overall) pick for the Patriots third-round (69 overall) pick.
- 4/22 The Patriots acquired San Diego's 2001 fourth-round (96 overall - OL Kenyatta Jones) pick for the Patriots fourth-round (112 overall) and fifth-round (139 overall) picks.
- 4/22 The Patriots acquired Detroit's 2001 sixth-round (180 overall) and seventh-round (216 overall) pick for the Patriots 2001 fifth-round (149 overall, from NY Jets) pick.
- 4/22 The Patriots acquired Jacksonville's 2002 fifth round pick for the Patriots 2001 sixth-round (170th overall) pick.

## 2002

- 3/8 The Patriots received Green Bay's fourth round draft pick (117th overall) in the 2002 draft and a conditional pick in the 2003 draft (fourth round - 128th overall) for WR Terry Glenn.
- 4/20 The Patriots acquired the Washington Redskins first round pick (21st overall) of the 2002 draft in exchange for their 2002 first round pick (32nd overall), third-round (96th overall) and seventh-round (234th overall).
- 4/21 The Patriots acquired the Buffalo Bills 2003 first-round choice (14th overall) in exchange for QB Drew Bledsoe.
- 4/21 The Patriots acquired the Denver Broncos fourth-round pick (117th overall) in exchange for their 2002 fourth-round (131st overall) and fifth-round (144th overall) choices.
- 4/21 The Patriots obtained the Dallas Cowboys seventh round selection (237th overall), along with 2003 fifth-round choice, in exchange for the Patriots 2002 fifth round pick (168th overall).
- 6/27 The Patriots received an undisclosed future draft choice from St. Louis for LB Kole Ayi.
- 8/19 The Patriots traded veteran offensive tackle Grant Williams to the St. Louis Rams in exchange for a seventh-round (225th overall) draft choice.

## 2003

- 3/6 The Patriots traded tackle Greg Randall to the Houston Texans in exchange for a fifth-round (154th overall) draft choice in the 2003 draft.
- 3/6 The Patriots traded a third (81st overall) and fifth-round (140th overall) selection in the 2003 draft to the Washington Redskins in exchange for a third round selection (75th overall) in 2003 and a fourth-round selection in 2004.
- 4/14 The Patriots traded safety Tebucky Jones to the New Orleans Saints for a third-round pick (78th overall) and seventh-round pick (239th overall) in the 2003 draft, as well as a fourth-round pick in the 2004 draft (113th overall).
- 4/25 The Patriots traded a third-round pick in 2003

## 2003 (Cont.)

- (78th overall) to the Miami Dolphins for their second-round pick in the 2004 draft.
- 4/26 The Patriots traded a first round pick in 2003 (14th overall) and a 2003 six round pick (193rd overall) to Chicago for their first round pick (13th overall).
- 4/26 The Patriots traded a first round pick in 2003 (19th overall) to Baltimore for a 2003 second-round pick (41st overall) and their 2004 first round pick (21st overall).
- 4/26 The Patriots traded a second-round pick (41st overall) and a third-round pick (75th overall) to the Houston Texans for a second-round pick (36th overall) and a fourth-round pick (117th overall).
- 4/26 The Patriots traded a second-round pick (50th overall) and a fourth-round pick (120th overall) to the Carolina Panthers for a second-round pick (45th overall).
- 4/27 The Patriots traded a fourth-round pick in 2003 (128th overall) and a fifth round pick in 2003 (157th overall) to the Denver Broncos for a fourth-round pick in 2003 (120th overall).
- 4/27 The Patriots traded a fifth round pick in 2003 (154th overall) and a seventh-round pick in 2003 (225th overall) to the Tennessee Titans for a fifth round pick in 2003 (164th overall), a sixth round pick in 2003 (201st overall) and a seventh-round pick in 2003 (243rd overall).
- 8/19 The Patriots acquired NT Ted Washington from the Chicago Bears in exchange for a 2004 fourth-round pick (104th overall).
- 8/26 The Patriots acquired G Jamil Soriano from the Chicago Bears for a conditional draft pick.

## 2004

- 4/19 The Patriots acquired RB Corey Dillon from the Cincinnati Bengals for a 2004 second round draft pick (56th overall).
- 8/17 The Patriots traded LB Quinn Dorsey to the Chicago Bears for a conditional draft pick.

## 2005

- 3/4 The Patriots acquired CB Duane Starks from the Arizona Cardinals along with a fifth round pick in the 2005 draft (145th overall) in exchange for a third-round pick (95th overall) and a fifth round pick (168th overall).
- 4/23 The Patriots traded a second-round choice in the 2005 draft (64th overall) to the Baltimore Ravens in exchange for a third round selection in 2005 (84th overall), a sixth-round choice in 2005 (195th overall) and Baltimore's third-round pick in the 2006 draft (75th overall).
- 4/24 The Patriots traded a fifth round pick in the 2005 draft (145th overall) and a sixth-round choice in the 2005 draft (206th overall) to the Detroit Lions in exchange for Detroit's fourth-round pick in the 2006 draft (106th overall).
- 4/24 The Patriots traded a sixth round pick in the 2005 draft (195th overall) and a seventh-round pick in the 2005 draft (246th overall) to the Green Bay Packers in exchange for a sixth round selection in the 2005 draft (175th overall).
- 4/24 The Patriots traded a sixth-round choice in the 2005 draft (175th overall) to the Oakland Raiders in exchange for a seventh-round pick in the 2005 draft (230th overall) and a fifth round selection in the 2006 draft (136th overall).
- 8/22 The Patriots acquired WR Andre' Davis from the Cleveland Browns in exchange for a 2006 fifth-round draft choice (152nd overall).

# PATRIOTS TRADES 2000-14

## 2006

- 4/29 The Patriots traded a second-round pick in the 2006 draft (52 overall) and a third-round pick in the 2006 draft (75 overall) to the Green Bay Packers in exchange for a second-round pick in the 2006 draft (36 overall).
- 6/6 The Patriots acquired DT Johnathan Sullivan from the New Orleans Saints in exchange for WR Bethel Johnson.
- 8/8 The Patriots traded OL Ross Tucker to the Cleveland Browns in exchange for a conditional draft choice.
- 8/21 The Patriots traded T Brandon Gorin to the Arizona Cardinals in exchange for a sixth-round selection in the 2007 NFL Draft (180 overall).
- 9/1 The Patriots traded RB Patrick Cobbs to the Pittsburgh Steelers in exchange for a conditional draft choice.
- 9/2 The Patriots acquired WR Doug Gabriel from the Oakland Raiders in exchange for a fifth-round selection in the 2007 NFL Draft (165 overall).
- 9/11 The Patriots traded WR Deion Branch to the Seattle Seahawks in exchange for a first-round selection in the 2007 NFL Draft (24 overall).

## 2007

- 3/5 The Patriots acquired WR Wes Welker from the Miami Dolphins in exchange for a second-round selection in the 2007 NFL Draft (60th overall) and a seventh-round selection in the 2007 NFL Draft (238th overall).
- 4/28 The Patriots traded a first-round selection in the 2007 NFL Draft (28 overall) to the San Francisco 49ers in exchange for a first-round selection in the 2008 NFL Draft and a fourth-round selection in the 2007 NFL Draft (110 overall - Later traded for WR Randy Moss).
- 4/28 The Patriots traded a third-round selection in the 2007 NFL Draft (91 overall) to the Oakland Raiders in exchange for a third-round selection in the 2008 NFL Draft and a seventh-round selection in the 2007 NFL Draft (211 overall).
- 4/29 The Patriots acquired WR Randy Moss from the Oakland Raiders in exchange for a fourth-round selection in the 2007 NFL Draft (110 overall).
- 8/7 The Patriots acquired CB Dante Wesley from the Chicago Bears in exchange for a conditional draft choice.

## 2008

- 4/26 The Patriots acquired a 2008 first-round selection (10 overall) and a 2008 third-round selection (78 overall) from the New Orleans Saints in exchange for a 2008 first-round selection (7 overall) and a 2008 fifth-round selection (164 overall).
- 4/27 The Patriots acquired a 2009 second-round selection and a 2008 fifth-round selection (160 overall) from the San Diego Chargers in exchange for a 2008 third-round selection (69 overall).
- 4/27 The Patriots acquired a 2008 fifth-round selection (153 overall) from the Tampa Bay Buccaneers in exchange for a 2008 fifth-round selection (160 overall) and a 2008 seventh-round selection (238 overall).

## 2009

- 2/28 The Patriots acquired a 2009 second-round selection (No. 34 overall - S Patrick Chung) from the Kansas City Chiefs in exchange for quarterback Matt Cassel and linebacker Mike Vrabel.
- 3/5 The Patriots acquired wide receiver Greg Lewis and an undisclosed selection in the 2010 NFL Draft from Philadelphia in exchange for a 2009 fifth-round selection (No. 159 overall - T Fenuki Tupou).
- 4/25 The Patriots acquired a 2009 first-round selection (No. 26 overall - LB Clay Matthews) and a 2009

## 2009 (Cont.)

- fifth-round selection (No. 162 overall - T Jamon Meredith) from the Baltimore Ravens in exchange for a 2009 first-round selection (No. 23 overall - T Michael Oher).
- 4/25 The Patriots acquired a 2009 second-round selection (No. 41 overall - DB Darius Butler), a 2009 third-round selection (No. 73 overall - RB Derek Cox) and a 2009 third-round selection (No. 83 overall - WR Brandon Tate) from the Green Bay Packers in exchange for a 2009 first-round selection (No. 26 overall - LB Clay Matthews) and a 2009 fifth-round selection (No. 162 overall - T Jamon Meredith).
- 4/25 The Patriots acquired a 2009 second-round selection (No. 40 overall - DL Ron Brace) from the Oakland Raiders in exchange for a 2009 second-round selection (No. 47 overall - S Michael Mitchell), a 2009 fourth-round selection (No. 124 overall - WR Louis Murphy) and a 2009 sixth-round selection (No. 199 overall - DE Stryker Sulak).
- 4/26 The Patriots acquired a 2009 seventh-round selection (No. 232 overall) and a 2010 second-round selection from the Jacksonville Jaguars in exchange for a 2009 third-round selection (No. 73 overall - RB Derek Cox).
- 4/26 The Patriots acquired a 2010 second-round selection from the Tennessee Titans in exchange for a 2009 third-round selection (No. 89 overall - TE Jared Cook).
- 4/26 The Patriots acquired a 2009 fifth-round selection (No. 137 overall - LB Jason Phillips) and a 2009 fifth-round selection (No. 141 overall - WR Kenny McKinley) from the Philadelphia Eagles in exchange for CB Ellis Hobbs.
- 4/26 The Patriots acquired a 2009 fourth-round selection (No. 123 overall - OL Rich Ohrnberger) and a 2009 sixth-round selection (No. 198 overall - LS Jake Ingram) from the Baltimore Ravens in exchange for a 2009 fifth-round selection (No. 137 overall - LB Jason Phillips) and a 2009 fifth-round selection (No. 141 overall - WR Kenny McKinley).
- 4/30 The Patriots acquired TE Alex Smith from the Tampa Bay Buccaneers in exchange for a 2010 fifth-round draft selection.
- 8/6 The Patriots acquired LB Derrick Burgess from the Oakland Raiders in exchange for a 2010 third-round draft selection and a 2010 fifth-round selection.
- 8/17 The Patriots acquired a 2010 fifth-round selection from the Denver Broncos in exchange for DL Le Kevin Smith and a 2010 seventh-round selection.
- 8/25 The Patriots acquired a seventh-round pick in 2010 from the Denver Broncos in exchange for OL Russ Hochstein.
- 9/5 The Patriots acquired a 2011 sixth-round draft selection from the New Orleans Saints in exchange for TE David Thomas.
- 9/5 The Patriots acquired TE Michael Matthews from the New York Giants for a conditional draft selection.
- 9/6 The Patriots acquired a 2011 first-round draft selection from the Oakland Raiders in exchange for DE Richard Seymour.
- 9/22 The Patriots acquired LB Prescott Burgess from the Baltimore Ravens in exchange for a conditional draft selection.

## 2010

- 4/23 The Patriots acquired Denver's 2010 first-round pick (24th overall) and their 2010 fourth-round pick (113th overall) during a 2010 draft day trade in exchange for the Patriots' 2010 first-round pick (22nd overall).
- 4/23 The Patriots acquired Dallas' 2010 first-round pick (27th overall) and their 2010 third-round pick (90th

# PATRIOTS TRADES 2000-15

## 2010 (Cont.)

- overall) during a 2010 draft day trade in exchange for the Patriots 2010 first-round pick (24th overall) and a 2010 fourth-round pick (119th overall).
- 4/24 The Patriots acquired Oakland's 2010 second-round pick (42nd overall) during a 2010 draft day trade in exchange for a 2010 second-round pick (44th overall) and the Patriots' assigned 2010 sixth-round pick (190th overall).
- 4/24 The Patriots acquired Arizona's 2010 second-round pick (58th overall) and 2010 third-round pick (89th overall) during a 2010 draft day trade in exchange for a 2010 second-round pick (47th overall). The Patriots had acquired the 47th overall in a draft day trade in exchange for a 2009 third-round selection (Jared Cook).
- 4/24 The Patriots acquired Carolina's 2011 second-round pick during a 2010 draft day trade in exchange for the Patriots third-round pick (89th pick overall).
- 4/24 The Patriots acquired Houston's 2010 second-round pick (62nd overall) and 2010 fifth-round pick (150th overall) during a draft day trade in exchange for the Patriots 2010 second-round pick (58th overall).
- 4/24 The Patriots acquired Washington's 2010 seventh-round pick (208th overall) during a 2010 draft day trade in exchange for two Patriots 2010 seventh-round picks (229th overall) and (231st overall).
- 8/23 The Patriots acquired OL Quinn Ojinnaka from the Atlanta Falcons for a 2011 seventh-round draft choice.
- 9/5 The Patriots acquired S Jarrad Page from the Kansas City Chiefs for a 2012 seventh-round pick.
- 9/5 The Patriots acquired LB Tracy White and a 2012 seventh-round pick from the Philadelphia Eagles for a 2012 sixth-round pick.
- 9/14 The Patriots traded RB Laurence Maroney and a 2011 sixth-round draft choice to the Denver Broncos for a fourth-round pick in 2011.
- 10/6 The Patriots traded WR Randy Moss and a seventh round draft pick in 2012 to the Minnesota Vikings for a 2011 third-round pick (74th overall).
- 10/12 The Patriots acquired WR Deion Branch in a trade with the Seattle Seahawks in exchange for 2011 fourth-round pick (99th overall).

## 2011

- 4/28 The Patriots acquired New Orleans' 2012 first-round pick and their 2011 second-round pick (56th overall) during a 2011 draft day trade in exchange for the Patriots' 2011 first-round pick (28th overall).
- 4/29 The Patriots acquired Houston's 2011 third-round pick (73rd overall) and 2011 fifth-round pick (138th overall) in exchange for the Patriots' 2011 second-round pick (60th overall).
- 4/29 The Patriots acquired Oakland's 2012 second-round pick and 2011 seventh-round pick (219th overall) in exchange for the Patriots' 2011 third-round pick (92nd overall) and 2011 fourth-round pick (125th overall).
- 4/30 The Patriots acquired Philadelphia's 2011 sixth-round pick (194th overall) in exchange for the Patriots' 2011 sixth-round pick (193rd overall).
- 7/29 The Patriots acquired DL Albert Haynesworth from Washington in exchange for a 2013 fifth-round pick.
- 7/29 The New England Patriots acquired WR Chad Ochocinco from the Cincinnati Bengals in exchange for a 2012 fifth-round pick (166th overall) and a 2013 sixth-round pick.

## 2012

- 4/26 The Patriots acquired Cincinnati's 2012 first-round pick (21st overall) during a 2012 draft day trade in exchange for the Patriots' 2012 first-round pick (27th overall) and a 2012 third-round pick (93rd overall).
- 4/26 The Patriots acquired Denver's 2012 first-round

## 2012 (Cont.)

- pick (25th overall) during a 2012 draft day trade in exchange for the Patriots' 2012 first-round pick (31st overall) and a 2012 fourth-round pick (126th overall).
- 4/27 The Patriots acquired Green Bay's 2012 third round pick (90th overall) and Green Bay's 2012 fifth round pick (163rd overall) in exchange for the Patriots' 2012 second round pick (62nd overall).
- 4/28 The Patriots acquired Green Bay's 2012 sixth-round pick (197th overall) and Green Bay's two 2012 seventh-round picks (224th overall) and (235th overall) in exchange for the Patriots fifth-round pick (163rd overall). The fifth-round pick was originally obtained in a trade with Green Bay earlier in the 2012 draft.
- 9/1 The Patriots acquired WR Greg Salas from St. Louis in a trade on September 1, 2012 in exchange for a 2015 seventh-round draft choice.
- 11/1 The Patriots acquired CB Aqib Talib and a 2013 seventh-round pick from Tampa Bay in a trade on November 1, 2012 in exchange for a 2013 fourth-round draft choice (126th overall).

## 2013

- 4/25 The Patriots acquired Minnesota's 2013 second-round pick (52nd overall), third-round pick (83rd overall), fourth-round pick (102nd overall) and seventh-round pick (229th overall) during a draft day trade in exchange for the Patriots' 2013 first-round pick (29th overall).
- 4/27 The Patriots acquired RB LeGarrette Blount from Tampa Bay in a draft day trade with Tampa Bay in exchange for RB Jeff Demps and a 2013 seventh-round pick (229th overall).
- 10/29 The Patriots acquired DT Isaac Sopoaga and a 2014 sixth-round from Philadelphia pick in exchange for a 2014 fifth-round pick (169th overall).

## 2014

- 5/9 The Patriots acquired Jacksonville's 2014 fourth round pick (105th overall) and sixth round pick (179th overall) during a 2014 draft day trade in exchange for the Patriots 2014 third-round pick (93rd overall).
- 8/13 The Patriots acquired DL Ben Bass from Dallas in exchange for DB Justin Green.
- 8/13 The Patriots acquired DL Jerel Worthy from the Green Bay Packers for a conditional draft choice.
- 8/26 The Patriots acquired TE Tim Wright from Tampa Bay and a 2015 fourth-round pick (101st overall) in exchange for G Logan Mankins.
- 8/31 The Patriots acquired a 2016 seventh-round draft choice from Houston in exchange for QB Ryan Mallett.
- 10/22 The Patriots acquired LB Akeem Ayers and a 2015 seventh-round draft pick (219th overall) from Tennessee in exchange for the Patriots' 2015 sixth-round draft pick (208th overall).
- 10/28 The Patriots acquired LB Jonathan Casillas and a 2015 sixth-round draft pick (178th overall) from Tampa Bay in exchange for the Patriots' 2015 fifth-round draft pick (168th overall).

## 2015

- 5/1 The Patriots acquired Cleveland's 2015 fourth round pick (111th overall), fifth round pick (147th overall) and sixth round pick (202nd overall) in a 2015 draft day trade in exchange for the Patriots 2015 third round pick (96th overall) and the Patriots seventh round pick (219th overall).
- 5/2 The Patriots acquired Green Bay's 2015 fifth round pick (166th overall) and seventh round pick (247th overall) in a 2015 draft day trade in exchange for the Patriots 2015 fifth round pick (147th overall).
- 8/11 The Patriots acquired G Ryan Groy from Chicago in exchange for LB Matthew Wells.
- 8/18 The Patriots acquired TE Asante Cleveland from San Francisco in exchange for OL Jordan DeVey.
- 8/26 The Patriots acquired OL Michael Williams from Detroit in exchange for an undisclosed future draft pick.
- 9/1 The Patriots acquired WR Jalen Saunders from New

# PATRIOTS TRADES 2000-15

## 2015 (Cont.)

Orleans in exchange for a conditional seventh-round pick.

9/17 The Patriots acquired WR Keshawn Martin from Houston in exchange for an undisclosed draft pick.

9/29 The Patriots acquired LB Jonathan Bostic from Chicago in exchange for an undisclosed draft pick.

10/1 The Patriots have acquired DL Aikem Hicks from New Orleans in exchange for TE Michael Hoomanawanui.





Weekly Fantasy Football for Cash

This year DraftKings is awarding  
**\$1 BILLION IN PRIZES**

**DraftKings Welcomes New England Fans!**



\$1 Million Winner  
Peter Jennings

- Pick your team in minutes and stay under the \$50,000 salary cap
- Play in paid contests of all sizes: entry fees range from \$0.25 - \$5,300
- Draft a team every week and play for your share of \$1 Billion in 2015!

**FREE ENTRY**

Into a Fantasy Football Contest With Your First Deposit

Use Promo Code: **PATRIOTS**

**DraftKings.com**



DraftKings is a US based company

# RESULTS



# PATRIOTS IN THE PRESEASON

## ALL-TIME PRESEASON RESULTS

1960	4-1			ATTEND.
7/30	W	28-7	at Buffalo	16,000
8/5	W	43-6	Denver	4,706
8/14	L	14-24	* Dallas Texans	11,000
8/21	W	21-7	\$ Buffalo	7,500
8/28	W	28-14	# Oakland	4,000

\*-at Providence \$-at Worcester #-at Amherst

1961	3-1			
8/10	W	14-3	* N.Y. Titans	15,387
8/19	L	7-17	* N.Y. Titans	73,916
8/25	W	28-10	\$ Buffalo	4,762
9/1	W	15-12	at Buffalo	9,022

\*-at Philadelphia \$-at Providence

1962	2-3			
8/11	L	20-21	* Oakland	9,000
8/15	W	12-7	at Buffalo	22,112
8/18	L	10-20	\$ Houston Oilers	31,000
8/25	W	17-10	# N.Y. Titans	11,118
9/1	L	6-7	Buffalo	8,783

\*-at Providence \$-at New Orleans #-at Lowell, Mass.

1963	0-5			
8/4	L	17-24	at Oakland	9,721
8/10	L	17-50	* San Diego	16,427
8/14	L	20-21	* Houston Oilers	9,387
8/24	L	14-24	at Buffalo	17,697
9/1	L	20-22	\$ N.Y. Jets	12,500

\*-at Lowell, Mass. \$-at New Brunswick, N.J.

1964	0-5			
8/9	L	7-38	* Houston Oilers	20,087
8/18	L	7-23	* N.Y. Jets	6,390
8/22	L	20-21	\$ N.Y. Jets	11,500
8/28	L	14-24	at Buffalo	12,566
9/5	L	17-27	at Denver	20,568

\*-at Lowell, Mass. \$-at New Brunswick, N.J.

1965	0-5			
8/8	L	0-23	* Buffalo	23,674
8/13	L	16-26	* N.Y. Jets	8,000
8/21	L	6-27	at Houston Oilers	30,142
8/28	L	0-17	\$ N.Y. Jets	9,217
9/4	L	7-34	at Kansas City	15,157

\*-at Allentown, Pa. \$-at Norfolk, Va.

1966	1-3			
8/7	L	13-19	* Buffalo	23,291
8/20	W	21-10	* Oakland	36,038
8/27	L	13-31	at San Diego	11,894
9/1	L	3-41	\$ N.Y. Jets	2,000

\*-at Anaheim, Calif. \$-at Mobile, Ala.

1967	1-3			
8/4	L	13-55	* N.Y. Jets	16,000
8/13	L	3-33	* Baltimore Colts	29,313
8/20	W	13-10	\$ Buffalo	15,300
8/26	L	7-13	Washington	15,523

\*-at Bridgeport, Conn. \$-at Rochester, N.Y.

1968	1-3			
8/10	L	0-19	* New Orleans	54,400
8/17	L	6-25	* N.Y. Jets	14,000
8/23	W	19-17	* Miami	15,003
9/2	L	20-22	Philadelphia	31,404

\*-at Richmond, Va. \$-at Jacksonville, Fla.

1969	2-3			
8/10	W	21-13	* Cincinnati	16,900
8/17	L	16-34	Atlanta	24,084
8/25	L	9-22	\$ Detroit	8,212
8/31	W	26-10	\$ Denver	18,375
9/6	L	0-13	% Miami	18,000

\*-at Bowling Green, Ohio \$-at Montreal #-at Jacksonville, Fla. %-at Birmingham, Ala.

1970	0-4			
8/16	L	21-45	* Washington	25,584
8/29	L	0-26	* New Orleans	32,000
9/4	L	3-31	\$ Pittsburgh	22,000
9/11	L	14-16	# Denver	17,832

\*-at Jackson, Miss. \$-at Shreveport, La. #-at Salt Lake City, Utah

1971	1-5			
8/8	L	10-17	at Minnesota	31,813
8/15	W	20-14	N.Y. Giants	60,423
8/22	L	14-28	at Buffalo	31,610
8/29	L	21-31	L.A. Rams	53,271
9/5	L	35-45	Atlanta	48,631
9/10	L	9-38	* N.Y. Jets	28,082

\*-at Memphis, Tenn.

1972	2-4			
8/5	L	24-31	at Oakland	53,661
8/12	L	20-29	at Philadelphia	30,000
8/20	W	27-17	Chicago	50,892
8/27	L	10-31	N.Y. Giants	51,470
9/2	L	24-49	at Denver	37,128
9/10	W	34-30	Detroit	47,684

1973	1-5-1			
7/28	L	7-20	* San Francisco	19,685
8/5	L	17-17	Oakland	43,914
8/12	L	7-13	N.Y. Giants	49,209
8/18	L	10-27	at Atlanta	56,239
8/25	W	31-6	at New Orleans	64,131
9/2	L	14-35	Washington	50,369
9/7	L	21-34	at Detroit	50,104

\*-at Canton, Ohio

## PRESEASON SERIES RECORDS

TEAM	GP	W	L	T	PCT.	PF	PA
Ariz./Pitt/St.L. Cardinals	3	2	1	0	.667	51	65
Atlanta Falcons	12	6	6	0	.500	287	282
Baltimore Ravens	1	0	1	0	.000	15	16
Buffalo Bills	13	6	7	0	.462	191	201
Carolina Panthers	7	5	2	0	.714	166	89
Chicago Bears	2	2	0	0	1.000	65	40
Cincinnati Bengals	6	2	4	0	.333	84	104
Cleveland Browns	3	1	2	0	.333	57	52
Dallas Cowboys	5	4	1	0	.800	123	70
Denver Broncos	8	3	5	0	.375	193	176
Detroit Lions	8	2	6	0	.250	122	242
Green Bay Packers	13	7	6	0	.538	238	201
Houston Texans	0	0	0	0	.000	0	0
Indianapolis/Balt. Colts	2	0	2	0	.000	17	67
Jacksonville Jaguars	2	1	1	0	.500	47	43
K.C. Chiefs/Dallas Texans	6	3	3	0	.500	132	112
Miami Dolphins	2	1	1	0	.500	19	30
Minnesota Vikings	5	3	2	0	.600	105	96
New Orleans Saints	10	6	4	0	.600	201	193
N.Y. Giants	24	9	15	0	.375	409	439
N.Y. Jets/Titans	12	2	10	0	.167	132	298
Oakland/L.A. Raiders	12	5	6	1	.434	269	246
Philadelphia Eagles	22	10	10	0	.545	462	428
Pittsburgh Steelers	5	1	4	0	.200	66	122
San Diego Chargers	7	2	5	0	.286	118	178
San Francisco 49ers	4	1	3	0	.250	55	51
Seattle Seahawks	2	1	1	0	.500	40	42
St. Louis/L.A. Rams	9	4	5	0	.444	190	178
Tampa Bay Buccaneers	11	3	8	0	.273	190	302
Tenn. Titans/Houston Oilers	6	0	6	0	.000	81	160
Washington Redskins	21	13	8	0	.619	481	415
<b>TOTALS</b>	<b>243</b>	<b>107</b>	<b>135</b>	<b>1</b>	<b>.442</b>	<b>4,606</b>	<b>4,938</b>

## PRESEASON BREAKDOWN

HOME.....	55-49-1	1960s.....	14-32-0
ROAD.....	42-63-0	1970s.....	25-28-1
NEUTRAL.....	8-21-0	1980s.....	18-23-0
AFC/AFL.....	28-57-1	1990s.....	17-24-0
NFC/AFL.....	79-77-0	2000s.....	23-18-0
JULY.....	2-2-0	2010s.....	10-10-0
AUGUST.....	95-113-1	OPENERS.....	22-33-0
SEPTEMBER.....	10-20-0	HOME OPENERS.....	23-31-1
		INTERNATIONAL.....	1-3-0

1974	4-2			
8/2	W	21-16	at Washington	16,405
8/11	L	6-21	N.Y. Giants	17,992
8/18	W	7-3	New Orleans	20,546
8/24	W	23-14	at San Diego	18,903
8/31	L	21-27	Denver	18,000
9/8	W	27-17	Philadelphia	35,412

\*-at Spokane, Wash.

1975	3-2			
8/10	L	14-28	N.Y. Giants	40,726
8/17	W	36-10	Minnesota	40,218
8/22	L	10-24	at Philadelphia	40,156
8/30	W ot	20-17	Green Bay	51,769
9/7	W	31-24	San Diego	39,502

\*-at Milwaukee, Wisc.

1976	3-3			
8/1	W ot	13-7	* N.Y. Giants	30,032
8/6	L	17-26	* San Diego	30,552
8/15	L	14-16	Green Bay	30,552
8/21	W	28-17	at Atlanta	30,619
8/30	L	27-30	at Cleveland	36,016
9/5	W	20-7	Philadelphia	32,254

\*-at Norman, Okla.

1977	5-1			
8/6	W	19-3	at N.Y. Giants	44,471
8/13	W	38-3	* Green Bay	53,244
8/22	L	10-21	at Philadelphia	28,025
8/28	W ot	13-10	Pittsburgh	43,779
9/4	W	45-7	Washington	41,053
9/11	W	29-10	Atlanta	41,346

\*-at Milwaukee, Wisc.

1978	4-0			
8/5	W	14-7	at L.A. Rams	60,134
8/12	W	21-7	at Oakland	53,335
8/20	W	24-7	Kansas City	39,043
8/27	W	21-10	Cleveland	42,696

1979	2-2			
8/4	W	37-14	at Atlanta	59,725
8/12	L	3-15	L.A. Rams	44,955
8/19	W	35-14	Oakland	45,518
8/24	L ot	17-20	at Denver	75,103

1980	1-3			
8/11	W	35-31	at L.A. Rams	66,656
8/16	L	29-31	at Oakland	41,649
8/24	L	17-23	Philadelphia	45,207
8/29	L	23-30	at Seattle	64,759

## RESULTS

8/17 8/21	W W	31-21 28-14		Denver Philadelphia	55,354 40,000
<b>1998</b>	<b>3-2</b>				
8/2 8/9	L L	13-14 0-28	at	San Francisco Minnesota	46,374 54,111
8/13 8/22	W W	21-13 20-17	*	Dallas Washington	106,424 63,781
8/29	W	24-7	at	Philadelphia	59,001
*-at Mexico City					
<b>1999</b>	<b>1-3</b>				
8/13 8/21	L W	14-20 34-14		Washington Dallas	53,440 50,816
8/28 9/2	L L	14-45 20-23	at	Tampa Bay Carolina	64,092 52,976
<b>2000</b>	<b>3-2</b>				
7/31 8/4	W L	20-0 13-10	*	San Francisco Detroit	22,840 48,929
8/11 8/20	L L	20-30 21-31	at	Washington Tampa Bay	67,511 60,292
8/24	W	29-21		Carolina	60,292
*-at Canton, Ohio					
<b>2001</b>	<b>3-1</b>				
8/10 8/18	W W	14-0 23-8		N.Y. Giants Carolina	60,292 71,597
8/25 8/30	L L	3-20 33-13	at	Tampa Bay Washington	65,444 60,292
<b>2002</b>	<b>3-1</b>				
8/10 8/17	L W	19-22 16-15	at	N.Y. Giants Philadelphia	76,359 68,436
8/23 8/29	W W	23-3 26-14		Carolina Washington	68,436 70,118
<b>2003</b>	<b>4-0</b>				
8/7 8/16	W W	26-6 20-13		N.Y. Giants at Washington	68,436 68,980
8/22 8/27	W W	24-12 36-23	at	Philadelphia Chicago	66,279 68,436
<b>2004</b>	<b>1-3</b>				
8/13 8/21	W L	24-6 3-31		Philadelphia Cincinnati	68,756 50,287
8/28 9/2	L L	17-20 0-31	at	Carolina Jacksonville	72,829 68,756
<b>2005</b>	<b>2-2</b>				
8/12 8/18	L W	23-13 27-37	at	Cincinnati New Orleans	55,544 68,756
8/26 9/1	W L	27-3 3-27	at	Green Bay N.Y. Giants	69,501 68,756
<b>2006</b>	<b>2-2</b>				
8/11 8/19	L W	23-26 30-3	at	Atlanta Arizona	69,283 68,756
8/26 8/31	W L	41-0 23-31		Washington N.Y. Giants	68,756 76,428
<b>2007</b>	<b>2-2</b>				
8/10 8/17	L L	10-13 24-27	at	Tampa Bay Tennessee	65,130 68,756
8/24 8/30	W W	24-7 27-20	at	Carolina N.Y. Giants	72,882 68,756
<b>2008</b>	<b>0-4</b>				
8/7 8/17	L L	15-16 10-27		Baltimore at Tampa Bay	68,756 63,365
8/22 8/28	L L	17-27 14-19	at	Philadelphia N.Y. Giants	68,756 76,798
<b>2009</b>	<b>3-1</b>				
8/13 8/20	W L	27-25 6-7	at	Philadelphia Cincinnati	69,144 49,313
8/28 9/3	W W	27-24 38-27		Washington N.Y. Giants	67,384 68,756
<b>2010</b>	<b>2-2</b>				
8/12 8/19	W W	27-24 28-10		New Orleans at Atlanta	68,756 66,783
8/26 9/2	W L	36-36 17-20	at	St. Louis N.Y. Giants	68,756 72,146
<b>2011</b>	<b>2-2</b>				
8/11 8/18	W W	47-12 31-14		Jacksonville at Tampa Bay	68,756 49,313
8/27 9/1	L L	17-34 1-18	at	Detroit N.Y. Giants	58,665 68,756
<b>2012</b>	<b>1-3</b>				
8/9 8/20	W L	7-6 17-27		New Orleans Philadelphia	68,756 68,756
8/24 8/29	L L	28-30 3-6	at	Tampa Bay N.Y. Giants	47,440 75,530
<b>2013</b>	<b>3-1</b>				
8/9 8/16	W W	31-22 25-21	at	Philadelphia Tampa Bay	69,144 49,313
8/22 8/29	W W	22-40 28-20		Detroit N.Y. Giants	60,921 68,756
<b>2014</b>	<b>2-2</b>				
8/7 8/15	L W	6-23 41-35	at	Washington Philadelphia	67,327 68,756
8/22 8/28	W L	30-7 13-16		Carolina N.Y. Giants	68,756 74,658

# ALL-TIME SERIES STANDINGS

## ALL-TIME RECORD VS. OPPONENTS

TEAM	OVERALL RECORD (REG. SEASON AND PLAYOFFS)					FIRST		LAST		PLAYOFFS	
	GP	W	L	T	PCT	PF	PA	MEETING	MEETING	GP	W
Ariz./Phx./St. L. Cardinals	13	6	7	0	.462	256	242	1970	2012	-	-
Atlanta Falcons	13	7	6	0	.538	249	300	1972	2013	-	-
Baltimore Ravens	12	9	3	0	.750	323	259	1996	2014	4	2
<b>Buffalo Bills</b>	<b>110</b>	<b>67</b>	<b>42</b>	<b>1</b>	<b>.614</b>	<b>2,424</b>	<b>2,022</b>	<b>1960</b>	<b>2014</b>	<b>1</b>	<b>1</b>
Carolina Panthers	6	3	3	0	.500	144	116	1995	2013	1	1
Chicago Bears	13	9	4	0	.692	298	219	1973	2014	1	0
Cincinnati Bengals	24	15	9	0	.625	489	501	1968	2014	-	-
Cleveland Browns	23	10	13	0	.435	392	435	1971	2013	1	0
<b>Dallas Cowboys</b>	<b>11</b>	<b>4</b>	<b>7</b>	<b>0</b>	<b>.363</b>	<b>216</b>	<b>234</b>	<b>1971</b>	<b>2011</b>	-	-
<b>Denver Broncos</b>	<b>49</b>	<b>21</b>	<b>28</b>	<b>0</b>	<b>.429</b>	<b>1,074</b>	<b>1,129</b>	<b>1960</b>	<b>2014</b>	<b>4</b>	<b>1</b>
Detroit Lions	11	7	4	0	.636	239	223	1971	2014	-	-
Green Bay Packers	11	5	6	0	.455	221	276	1973	2014	1	0
<b>Houston Texans</b>	<b>6</b>	<b>5</b>	<b>1</b>	<b>0</b>	<b>.833</b>	<b>207</b>	<b>134</b>	<b>2003</b>	<b>2013</b>	<b>1</b>	<b>1</b>
Indianapolis/Balt. Colts	79	50	29	0	.633	1,967	1,486	1970	2014	5	4
Jacksonville Jaguars	10	9	1	0	.900	252	156	1996	2012	4	3
K.C. Chiefs/Dallas Texans	33	13	17	3	.439	667	796	1960	2014	-	-
<b>Miami Dolphins</b>	<b>99</b>	<b>47</b>	<b>52</b>	<b>0</b>	<b>.475</b>	<b>2,091</b>	<b>2,134</b>	<b>1966</b>	<b>2014</b>	<b>3</b>	<b>2</b>
Minnesota Vikings	12	8	4	0	.667	260	244	1970	2014	-	-
New Orleans Saints	13	9	4	0	.692	300	279	1972	2013	-	-
<b>N.Y. Giants</b>	<b>11</b>	<b>5</b>	<b>6</b>	<b>0</b>	<b>.454</b>	<b>193</b>	<b>205</b>	<b>1970</b>	<b>2011</b>	<b>2</b>	<b>0</b>
<b>N.Y. Jets/Titans</b>	<b>112</b>	<b>58</b>	<b>53</b>	<b>1</b>	<b>.522</b>	<b>2,550</b>	<b>2,359</b>	<b>1960</b>	<b>2014</b>	<b>3</b>	<b>2</b>
Oakland/L.A. Raiders	34	18	15	1	.544	764	817	1960	2014	3	2
<b>Philadelphia Eagles</b>	<b>12</b>	<b>6</b>	<b>6</b>	<b>0</b>	<b>.500</b>	<b>265</b>	<b>269</b>	<b>1973</b>	<b>2011</b>	<b>1</b>	<b>1</b>
<b>Pittsburgh Steelers</b>	<b>27</b>	<b>12</b>	<b>15</b>	<b>0</b>	<b>.444</b>	<b>591</b>	<b>597</b>	<b>1972</b>	<b>2013</b>	<b>4</b>	<b>3</b>
San Diego/L.A. Chargers	40	23	15	2	.600	938	818	1960	2014	3	2
San Francisco 49ers	12	4	8	0	.333	232	305	1971	2012	-	-
Seattle Seahawks	17	9	8	0	.529	349	319	1977	2014	1	1
St. Louis/L.A. Rams	12	7	5	0	.583	268	222	1974	2012	1	1
Tampa Bay Buccaneers	8	6	2	0	.750	182	93	1976	2013	-	-
<b>Tenn. Titans/Houston Oilers</b>	<b>40</b>	<b>23</b>	<b>16</b>	<b>1</b>	<b>.586</b>	<b>991</b>	<b>807</b>	<b>1960</b>	<b>2012</b>	<b>2</b>	<b>1</b>
<b>Washington Redskins</b>	<b>9</b>	<b>3</b>	<b>6</b>	<b>0</b>	<b>.333</b>	<b>205</b>	<b>195</b>	<b>1972</b>	<b>2011</b>	-	-
<b>Totals</b>	<b>882</b>	<b>478</b>	<b>395</b>	<b>9</b>	<b>.547</b>	<b>19,597</b>	<b>18,191</b>	<b>1960</b>	<b>2014</b>	<b>46</b>	<b>28</b>

2015 Opponents in **BOLD**

## PATRIOTS IN PRIME TIME

The Patriots have played in 104 prime-time games (beginning after 7:00 p.m. ET) and have compiled a 59-45 record in those games.

### MONDAY NIGHT (22-24)

ESPN (10-3)				
Date	W/L	Score	Opponent	
10/30/06	W	31-7	at Minnesota	
10/01/07	W	34-13	at Cincinnati	
12/03/07	W	27-24	Baltimore	
10/20/08	W	41-7	at Buffalo	
09/14/09	W	25-24	at Buffalo	
11/30/09	L	17-38	at New Orleans	
10/04/10	W	41-14	at Miami	
12/06/10	W	45-3	N.Y. Jets	
09/12/11	W	38-24	at Miami	
11/21/11	W	34-3	Kansas City	
12/10/12	W	42-14	Houston	
11/18/13	L	20-24	at Carolina	
09/29/14	L	14-41	at Kansas City	

### ABC (12-21)

Date	W/L	Score	Opponent	
11/06/72	L	17-24	Baltimore	
12/01/75	L	7-20	at Miami	
10/18/76	W	41-7	N.Y. Jets	
09/26/77	L ot	27-30	at Cleveland	
09/18/78	L	27-34	Baltimore	
11/19/78	L	3-23	at Miami	
09/03/79	L ot	13-16	Pittsburgh	
10/01/79	L	14-27	at Green Bay	
09/29/80	W	23-14	at Denver	
11/10/80	L	34-38	at Houston	
12/08/80	L ot	13-16	at Miami	
09/21/81	L	35-21	Dallas	
12/16/85	L	27-30	at Miami	
12/22/86	W	34-27	at Miami	
09/21/87	L	24-43	at N.Y. Jets	
12/28/87	W	24-10	at Miami	
10/23/95	W	27-14	Buffalo	
10/06/97	L	12-30	at Denver	
10/27/97	L	10-28	Green Bay	
12/22/97	W	14-12	at Miami	
09/07/98	L	21-27	at Denver	
10/19/98	L	14-24	N.Y. Jets	
11/23/98	W	26-23	Miami	
11/15/99	L	17-24	N.Y. Jets	
09/11/00	L	19-20	at N.Y. Jets	
12/04/00	W	30-24	Kansas City	
09/09/02	W	30-14	Pittsburgh	
12/16/02	L	7-24	at Tennessee	
11/03/03	W	30-26	at Denver	
11/22/04	W	27-19	at Kansas City	
12/20/04	L	28-29	at Miami	
11/07/05	L	21-40	Indianapolis	
12/26/05	W	31-21	at N.Y. Jets	

### SUNDAY NIGHT (23-16)

NBC (11-7)				
Date	W/L	Score	Opponent	
09/24/06	L	7-17	Denver	
11/07/06	L	20-27	Indianapolis	
09/16/07	W	38-14	San Diego	
11/18/07	W	56-10	at Buffalo	
11/25/07	W	31-28	Philadelphia	
10/12/08	L	10-30	at San Diego	
11/02/08	L	15-18	at Indianapolis	
11/15/09	L	34-35	at Indianapolis	
11/14/10	W	39-26	at Pittsburgh	
12/19/10	W	31-27	Green Bay	
11/13/11	W	37-16	at N.Y. Jets	
09/23/12	L	30-31	at Baltimore	
12/16/12	L	34-41	San Francisco	
09/29/13	W	30-23	at Atlanta	
11/24/13	W (ot)	34-31	Denver	
10/05/14	W	43-17	Cincinnati	
11/16/14	W	42-20	at Indianapolis	
12/07/14	W	23-14	at San Diego	

### ESPN (9-6)

Date	W/L	Score	Opponent	
11/08/87	L	10-17	at N.Y. Giants	
12/10/88	W	6-3	at Miami	
12/10/89	L	10-31	at Miami	
11/10/91	L	20-30	at Miami	
11/27/94	W	12-10	at Indianapolis	
12/01/96	W	45-7	at San Diego	
09/13/98	W	29-10	Indianapolis	
09/26/99	W	16-14	at N.Y. Giants	
12/05/99	W	13-6	Dallas	
11/18/01	L	17-24	St. Louis	
11/17/02	L	20-27	at Oakland	
12/22/02	L	17-30	N.Y. Jets	
11/16/03	W	12-0	at Dallas	
11/14/04	W	29-6	Buffalo	
10/30/05	W	21-16	Buffalo	

### TNT (2-3)

Date	W/L	Score	Opponent	
10/04/92	L	21-37	at N.Y. Jets	
09/26/93	L	7-45	at N.Y. Jets	
10/08/95	L	3-37	Denver	
10/27/96	W	28-25	Buffalo	
10/14/97	W ot	27-24	N.Y. Jets	

### ABC (1-0)

Date	W/L	Score	Opponent	
09/24/78	W	21-14	at Oakland	

### THURSDAY NIGHT (6-3)

NBC (1-0)				
Date	W/L	Score	Opponent	
11/22/12	W	49-19	at N.Y. Jets	

ABC (3-1)				
Date	W/L	Score	Opponent	
11/29/79	L	24-39	at Miami	
09/11/86	W	20-6	at N.Y. Jets	
09/09/04	W	27-24	Indianapolis	
09/08/05	W	30-20	Oakland	

NFL NETWORK (2-1)				
Date	W/L	Score	Opponent	
11/13/08	L ot	31-34	N.Y. Jets	
09/12/13	W	13-10	N.Y. Jets	
10/16/14	W	27-25	N.Y. Jets	

### TNT (0-1)

Date	W/L	Score	Opponent	
10/18/90	L	10-17	at Miami	

### SATURDAY NIGHT (2-1)

ESPN (1-1)				
Date	W/L	Score	Opponent	
12/23/95	L	7-10	at Indianapolis	
12/20/03	W	21-16	at N.Y. Jets	

### NFL NETWORK (1-0)

Date	W/L	Score	Opponent	
12/29/07	W	38-35	at N.Y. Giants	

### PRIME-TIME PLAYOFF GAMES

All seven games played on Saturdays

CBS (5-1)				
Date	W/L	Score	Opponent	
01/19/02	W ot	16-13	Oakland	
01/10/04	W	17-14	Tennessee	
01/14/06	L	13-27	at Denver	
01/12/08	W	31-20	Jacksonville	
01/14/12	W	45-10	Denver	
01/11/14	W	43-22	Indianapolis	

### ABC (1-0)

Date	W/L	Score	Opponent	
01/07/06	W	28-3	Jacksonville	



# SERIES RESULTS

(includes playoff games)

## ARIZONA CARDINALS

### Cardinals 7, Patriots 6

11/08/70	L	0-31	A
11/02/75	L	17-24	A
09/10/78	W	16-6	A
11/29/81	L	20-27	H
12/02/84	L	10-33	H
11/25/90	L	14-34	A
09/29/91	L	10-24	A
10/10/93	W	23-21	A
09/15/96	W	31-0	H
10/31/99	W	27-3	A
09/19/04	W	23-12	A
12/21/08	W	47-7	H
09/16/12	L	18-20	H

**Note:** Franchise located in St. Louis from 1960-87, Named Phoenix Cardinals from 1988-94

## ATLANTA FALCONS

### Patriots 7, Falcons 6

09/24/72	W	21-20	H
12/04/77	W	16-10	A
09/14/80	L	21-37	H
10/30/83	L	13-24	A
11/02/86	W	25-17	H
10/15/89	L	15-16	A
11/29/92	L	0-34	A
10/01/95	L	17-30	A
11/08/98	L	10-41	H
11/04/01	W	24-10	A
10/09/05	W	31-28	A
09/27/09	W	26-10	H
09/29/13	W	30-23	A

## BALTIMORE RAVENS

### Patriots 9, Ravens 3

10/06/96	W	46-38	A
01/02/00	W	20-3	H
11/28/04	W	24-3	H
12/03/07	W	27-24	A
10/04/09	W	27-21	H
01/10/10*	L	14-33	H
10/17/10	W	23-20	OT H
01/22/12*	W	23-20	H
09/23/12	L	30-31	A
01/20/13*	L	13-28	H
12/22/13	W	41-7	A
01/10/15*	W	35-31	H

\* = Playoffs

## BUFFALO BILLS

### Patriots 67, Bills 42 (1 Tie)

09/23/60	L	0-13	H
12/04/60	L	14-38	A
09/23/61	W	23-21	A
10/22/61	W	52-21	H
11/03/62	T	28-28	A
11/23/62	W	21-10	H
10/26/63	L	21-28	A
12/01/63	W	17-7	H
12/28/63*	W	26-8	A
11/15/64	W	36-28	A
12/20/64	L	14-24	H
09/11/65	L	7-24	A
11/07/65	L	7-23	H
10/08/66	W	20-10	H
12/04/66	W	14-3	H
09/24/67	W	23-0	A
12/09/67	L	16-44	H
09/08/68	W	16-7	A
10/20/68	W	23-6	H

10/11/69	L	16-23	A
11/23/69	W	35-21	H
11/01/70	L	10-45	H
11/29/70	W	14-10	A
11/14/71	W	38-33	H
11/28/71	L	20-27	A
10/08/72	L	14-38	A
11/19/72	L	24-27	H
09/16/73	L	13-31	H
12/09/73	L	13-37	A
10/20/74	L	28-30	A
11/03/74	L	28-29	H
11/23/75	L	31-45	A
12/14/75	L	14-34	H
10/24/76	W	26-22	A
11/07/76	W	20-10	H
11/06/77	L	14-24	H
11/20/77	W	20-7	A
11/05/78	W	14-10	A
12/10/78	W	26-24	H
11/04/79	W	26-6	A
11/25/79	L	13-16	OT H
10/26/80	L	13-31	A
12/14/80	W	24-2	H
11/22/81	L	17-20	A
12/13/81	L	10-19	H
01/02/83	W	30-19	H
10/23/83	W	31-0	A
11/06/83	W	21-7	H
09/02/84	W	21-17	A
11/11/84	W	38-10	H
09/22/85	W	17-14	A
10/13/85	W	14-3	H
10/26/86	W	23-3	A
11/23/86	W	22-19	H
10/11/87	W	14-7	H
12/20/87	W	13-7	A
09/18/88	L	14-16	H
10/23/88	L	20-23	A
10/01/89	L	10-31	A
11/19/89	W	33-24	H
10/28/90	L	10-27	H
11/18/90	L	0-14	A
11/03/91	L	17-22	A
11/24/91	W	16-13	H
09/27/92	L	7-41	H
11/01/92	L	7-16	A
09/05/93	L	14-38	A
11/07/93	L	10-13	OT H
09/11/94	L	35-38	H
12/18/94	W	41-17	A
10/23/95	W	27-14	H
11/26/95	W	35-25	A
09/08/96	L	10-17	A
10/27/96	W	28-25	H
10/12/97	W	33-6	H
11/09/97	W	31-10	A
11/15/98	L	10-13	A
11/29/98	W	25-21	H
11/28/99	L	7-17	A
12/26/99	L	10-13	OT H
11/05/00	L	13-16	OT H
12/17/00	W	13-10	OT A
11/11/01	W	21-11	H
12/16/01	W	12-9	OT A
11/03/02	W	38-7	A
12/08/02	W	27-17	H
09/07/03	L	0-31	A
12/27/03	W	31-0	H
10/03/04	W	31-17	A
11/14/04	W	29-6	H

10/30/05	W	21-16	H
12/11/05	W	35-7	A
09/10/06	W	19-17	H
10/22/06	W	28-6	A
09/23/07	W	38-7	H
11/18/07	W	56-10	A
11/09/08	W	20-10	H
12/28/08	W	13-0	A
09/14/09	W	25-24	H
12/20/09	W	17-10	A
09/26/10	W	38-30	H
12/26/10	W	34-3	A
09/25/11	L	31-34	A
01/01/12	W	49-21	H
09/30/12	W	52-28	A
11/11/12	W	37-31	H
09/08/13	W	23-21	A
12/29/13	W	34-20	H
10/12/14	W	37-22	A
12/28/14	L	9-17	H

\* = Playoffs

## CAROLINA PANTHERS

### Patriots 3, Panthers 3

10/29/95	L	17-20	OT H
01/06/02	W	38-6	A
02/01/04*	W	32-29	N
09/18/05	L	17-27	A
12/13/09	W	20-10	H
11/18/13	L	20-24	A

\* = Super Bowl XXXVIII

## CHICAGO BEARS

### Patriots 9, Bears 4

10/21/73	W	13-10	A
10/14/79	W	27-7	A
12/05/82	L	13-26	A
09/15/85	L	7-20	A
01/26/86*	L	10-46	N
10/30/88	W	30-7	H
12/24/94	W	13-3	A
09/21/97	W	31-3	H
12/10/00	L	17-24	A
11/10/02	W	33-30	A
11/26/06	W	17-13	H
12/12/10	W	36-7	A
10/26/14	W	51-23	H

**Note:** The game on Nov. 10, 2002 was played in Champaign, Ill.

\* = Super Bowl XX

## CINCINNATI BENGALS

### Patriots 15, Bengals 9

12/01/68	W	33-14	H
11/16/69	W	25-14	A
12/20/70	L	7-45	A
09/17/72	L	7-31	H
10/12/75	L	10-27	A
10/15/78	W	10-3	A
09/16/79	W	20-14	A
10/14/84	W	20-14	H
12/22/85	W	34-23	H
12/07/86	L	7-31	H
10/16/88	W	27-21	H
09/23/90	L	7-41	A
12/22/91	L	7-29	A
12/20/92	L	10-20	A
12/12/93	W	7-2	H
09/18/94	W	31-28	A
11/19/00	W	16-13	H
09/09/01	L	17-23	A

# SERIES RESULTS

12/12/04	W	35-28	H
10/01/06	W	38-13	A
10/01/07	W	34-13	A
09/12/10	W	38-24	H
10/06/13	L	6-13	A
10/05/14	W	43-17	H

## CLEVELAND BROWNS

### Browns 13, Patriots 10

11/21/71	L	7-27	A
11/10/74	L	14-21	H
09/26/77	L	27-30	OT A
09/07/80	W	34-17	H
11/21/82	L	7-10	A
11/20/83	L	0-30	H
10/07/84	W	17-16	A
10/06/85	L	20-24	A
10/04/87	L	10-20	H
09/08/91	L	0-20	H
10/25/92	L	17-19	H
12/19/93	W	20-17	A
11/06/94	L	6-13	A
01/01/95*	L	13-20	A
09/03/95	W	17-14	H
10/03/99	W	19-7	A
11/12/00	L	11-19	A
12/09/01	W	27-16	H
10/26/03	W	9-3	H
12/05/04	W	42-15	A
10/07/07	W	34-17	H
11/07/10	L	14-34	A
12/08/13	W	27-26	H

\* = Playoffs

## DALLAS COWBOYS

### Cowboys 7, Patriots 4

10/24/71	L	21-44	A
11/16/75	L	31-34	H
12/03/78	L	10-17	A
09/21/81	L	21-35	H
11/22/84**	L	17-20	A
11/15/87	L	17-23	OT H
12/15/96	L	6-12	A
12/05/99	W	13-6	H
11/16/03	W	12-0	H
10/14/07	W	48-27	A
10/16/11	W	20-16	H

\*\* = Thanksgiving

## DENVER BRONCOS

### Broncos 28, Patriots 21

09/09/60	L	10-13	H
10/23/60	L	24-31	A
09/16/61	W	45-17	H
12/03/61	W	28-24	A
09/21/62	W	41-16	H
11/11/62	W	33-29	A
09/29/63	L	10-14	A
10/18/63	W	40-21	H
10/04/64	W	39-10	A
11/20/64	W	12-7	H
09/24/65	L	10-27	H
12/12/65	W	28-20	A
09/18/66	W	24-10	A
11/06/66	L	10-17	H
09/03/67	L	21-26	A
09/29/68	W	20-17	A
11/13/68	L	14-35	H
09/14/69	L	7-35	A
12/17/72	L	21-45	A
11/28/76	W	38-14	H
11/11/79	L	10-45	A

09/29/80	W	23-14	H
11/04/84	L	19-26	A
09/28/86	L	20-27	A
01/04/87*	L	17-22	A
12/06/87	L	20-31	A
12/17/88	L	10-21	A
10/27/91	L	6-9	H
12/01/91	L	3-20	A
10/08/95	L	3-37	H
11/17/96	L	8-34	H
10/06/97	L	13-34	A
09/07/98	L	21-27	A
10/24/99	W	24-23	H
10/01/00	W	28-19	A
10/28/01	L	20-31	A
10/27/02	L	16-24	H
11/03/03	W	30-26	A
10/16/05	L	20-28	A
01/14/06*	L	13-27	A
09/24/06	L	7-17	H
10/20/08	W	41-7	H
10/11/09	L	17-20	OT A
12/18/11	W	41-23	A
01/14/12*	W	45-10	H
10/07/12	W	31-21	H
11/24/13	W	34-31	OT H
01/19/14*	L	16-26	A
11/02/14	W	43-21	H

\* = Playoffs

## DETROIT LIONS

### Patriots 7, Lions 4

09/26/71	L	7-34	H
10/10/76	L	10-30	A
10/07/79	W	24-17	H
12/08/85	W	23-6	H
09/12/93	L	16-19	OT H
09/25/94	W	23-17	A
11/23/00	L	9-34	A
11/28/02**	W	20-12	A
12/03/06	W	28-21	H
11/25/10**	W	45-24	A
11/23/14	W	34-9	H

\*\* = Thanksgiving

## GREEN BAY PACKERS

### Packers 6, Patriots 5

11/18/73	W	33-24	H
10/01/79	L	14-27	A
09/08/85	W	26-20	H
10/09/88	L	3-45	A
10/02/94	W	17-16	H
01/26/97*	L	21-35	N
10/27/97	L	10-28	H
10/13/02	L	10-28	H
11/19/06	W	35-0	A
12/19/10	W	31-27	H
11/30/14	L	21-26	A

Note: 1988 game was played in Milwaukee

\* = Super Bowl XXXI

## HOUSTON TEXANS

### Patriots 5, Texans 1

11/23/03	W	23-20	OT A
12/17/06	W	40-7	H
01/03/10	L	27-34	A
12/10/12	W	42-14	H
01/13/13*	W	41-28	H
12/01/13	W	34-31	A

\* = Playoffs

## INDIANAPOLIS COLTS

### Patriots 50, Colts 29

10/04/70	L	6-14	H
10/25/70	L	3-27	A
10/03/71	L	3-23	H
12/19/71	W	21-17	A
11/06/72	L	17-24	H
11/26/72	L	0-31	A
10/07/73	W	24-16	H
12/16/73	L	13-18	A
10/06/74	W	42-3	H
11/24/74	W	27-17	A
10/19/75	W	21-10	H
12/21/75	L	21-34	A
09/12/76	L	13-27	H
11/14/76	W	21-14	A
10/23/77	W	17-3	H
12/18/77	L	24-30	A
09/18/78	L	27-34	H
11/26/78	W	35-14	A
10/10/79	L	26-31	A
11/18/79	W	50-21	H
10/19/80	W	37-21	A
11/23/80	W	47-21	H
09/06/81	L	28-29	H
12/20/81	L	21-23	A
09/12/82	W	24-13	A
09/04/83	L	23-29	OT H
10/09/83	L	7-12	A
11/18/84	W	50-17	A
12/16/84	W	16-10	H
11/10/85	W	34-15	H
12/01/85	W	38-31	A
09/07/86	W	33-3	H
11/09/86	W	30-21	A
10/25/87	L	16-30	A
11/22/87	W	24-0	H
10/02/88	W	21-17	H
10/29/89	W	23-20	OT A
11/27/88	L	21-24	A
12/03/89	W	22-16	H
09/16/90	W	16-14	A
11/11/90	L	10-13	H
09/01/91	W	16-7	A
12/08/91	W	23-17	OT H
11/15/92	W	37-34	OT A
12/06/92	L	0-6	H
10/31/93	L	6-9	A
12/26/93	W	38-0	H
11/27/94	W	12-10	A
12/11/94	W	28-13	H
11/19/95	L	10-24	H
12/23/95	L	7-10	A
10/20/96	W	27-9	A
11/24/96	W	27-13	H
09/07/97	W	31-6	A
11/30/97	W	20-17	H
09/13/98	W	29-6	H
11/01/98	W	21-16	A
09/19/99	W	31-28	H
12/12/99	L	15-20	A
10/08/00	W	24-16	H
10/22/00	L	23-30	A
09/30/01	W	44-13	H
10/21/01	W	38-17	A
11/30/03	W	38-34	A
01/18/04*	W	24-14	H
09/09/04	W	27-24	H
01/16/05*	W	20-3	H
11/07/05	L	21-40	H
11/05/06	L	20-27	H

# SERIES RESULTS

01/21/07*	L	34-38	A
11/04/07	W	24-20	A
11/02/08	L	15-18	A
11/15/09	L	34-35	A
11/21/10	W	31-28	H
12/04/11	W	31-24	H
11/18/12	W	59-24	H
01/11/14*	W	43-22	H
11/16/14	W	42-20	A
01/18/15*	W	45-7	H

**Note:** Franchise located in Baltimore from 1947-83

\* = Playoffs

## JACKSONVILLE JAGUARS

### Patriots 9, Jaguars 1

09/22/96	W	28-25	OT	H
01/12/97*	W	20-6		H
12/07/97	W	26-20	A	
01/03/99*	L	10-25	A	
12/14/03	W	27-13	H	
01/07/06*	W	28-3	H	
12/24/06	W	24-21	A	
01/12/08*	W	31-20	H	
12/27/09	W	35-7	H	
12/23/12	W	23-16	A	

\* = Playoffs

## KANSAS CITY CHIEFS

### Chiefs 17, Patriots 13 (3 Ties)

11/18/60	W	42-14	H
12/11/60	L	0-34	A
10/29/61	W	18-17	A
11/03/61	W	28-21	H
09/08/62	L	28-42	A
10/12/62	L	7-27	H
11/17/63	T	24-24	H
12/14/63	L	3-35	A
10/23/64	W	24-7	H
12/06/64	W	31-24	A
10/03/65	L	17-27	A
11/21/65	T	10-10	H
09/25/66	L	24-43	H
11/20/66	T	27-27	A
11/12/67	L	10-33	H
11/17/68	L	17-31	A
09/21/69	L	0-31	H
10/11/70	L	10-23	A
09/23/73	L	7-10	H
09/18/77	W	21-17	H
10/04/81	W	33-17	H
12/02/90	L	7-37	H
12/13/92	L	20-27	A
10/15/95	L	26-31	A
10/11/98	W	40-10	H
10/10/99	L	14-16	A
12/04/00	W	30-24	H
09/22/02	W	41-38	OT H
11/22/04	W	27-19	A
11/27/05	L	16-26	A
09/07/08	W	17-10	H
11/21/11	W	34-3	H
09/29/14	L	14-41	A

**Note:** Franchise located in Dallas (as Dallas Texans) from 1960-62

## MIAMI DOLPHINS

### Dolphins 52, Patriots 47

11/27/66	W	20-14	A
10/15/67	W	41-10	H
12/17/67	L	32-41	A
11/24/68	L	10-34	H

12/08/68	L	7-38	A	
11/09/69	L	16-17	H	
11/30/69	W	38-23	A	
09/20/70	W	27-14	H	
12/06/70	L	20-37	A	
10/17/71	L	3-41	A	
12/05/71	W	34-13	H	
11/12/72	L	0-52	A	
12/03/72	L	21-37	H	
09/30/73	L	23-44	A	
10/28/73	L	14-30	H	
09/15/74	W	34-24	H	
12/15/74	L	27-34	A	
09/28/75	L	14-22	H	
12/01/75	L	7-20	A	
09/19/76	W	30-14	H	
10/31/76	L	3-10	A	
11/13/77	L	5-17	A	
12/11/77	W	14-10	H	
10/22/78	W	33-24	H	
12/18/78	L	3-23	A	
10/21/79	W	28-13	H	
11/29/79	L	24-39	A	
10/12/80	W	34-0	H	
12/08/80	L	13-16	OT	A
11/08/81	L	27-30	OT	H
12/06/81	L	14-24	A	
12/12/82	W	3-0	H	
01/08/83*	L	13-28	A	
09/11/83	L	24-34	A	
11/13/83	W	17-6	H	
09/09/84	L	7-28	A	
10/21/84	L	24-44	H	
11/03/85	W	17-13	H	
12/16/85	L	27-30	A	
01/12/86*	W	31-14	A	
10/05/86	W	34-7	H	
12/22/86	W	34-27	A	
09/13/87	W	28-21	H	
12/28/87	W	24-10	A	
11/06/88	W	21-10	H	
11/20/88	W	6-3	A	
09/17/89	L	10-24	H	
12/10/89	L	10-31	A	
09/09/90	L	24-27	H	
10/18/90	L	10-17	A	
10/06/91	L	10-20	H	
11/10/91	L	20-30	A	
10/18/92	L	17-38	A	
12/27/92	L	13-16	OT	H
11/21/93	L	13-17	A	
01/02/94	W	33-27	OT	H
09/04/94	L	35-39	A	
10/30/94	L	3-23	H	
09/10/95	L	3-20	H	
11/12/95	W	34-17	A	
09/01/96	L	10-24	A	
11/03/96	W	42-23	H	
11/23/97	W	27-24	H	
12/22/97	W	14-12	A	
12/28/97*	W	17-3	H	
10/25/98	L	9-12	OT	A
11/23/98	W	26-23	H	
10/17/99	L	30-31	H	
11/21/99	L	17-27	A	
09/24/00	L	3-10	A	
12/24/00	L	24-27	H	
10/07/01	L	10-30	A	
12/22/01	W	20-13	H	
10/06/02	L	13-26	A	
12/29/02	W	27-24	OT	H

10/19/03	W	19-13	OT	A
12/07/03	W	12-0		H
10/10/04	W	24-10		H
12/20/04	L	28-29		A
11/13/05	W	23-16		A
01/01/06	L	26-28		H
10/08/06	W	20-10		H
12/10/06	L	0-21		A
10/21/07	W	49-28		A
12/23/07	W	28-7		H
09/21/08	L	13-38		H
11/23/08	W	48-28		A
11/08/09	W	27-17		H
12/06/09	L	21-22		A
10/04/10	W	41-14		A
01/02/11	W	38-7		H
09/12/11	W	38-24		A
12/24/11	W	27-24		H
12/02/12	W	23-16		A
12/30/12	W	28-0		H
10/27/13	W	27-17		H
12/15/13	L	20-24		A
09/07/14	L	20-33		A
12/14/14	W	41-13		H

**Notes:** Game on 11/30/69 played in Tampa, Fla.

\* = Playoffs

## MINNESOTA VIKINGS

### Patriots 8, Vikings 4

12/13/70	L	14-35	H
10/27/74	W	17-14	A
12/16/79	W	27-23	H
09/11/88	L	6-36	A
10/20/91	W	26-23	OT H
11/13/94	W	26-20	OT H
11/02/97	L	18-23	A
09/17/00	L	13-21	H
11/24/02	W	24-17	H
10/30/06	W	31-7	A
10/31/10	W	28-18	H
09/14/14	W	30-7	A

## NEW ORLEANS SAINTS

### Patriots 9, Saints 4

12/10/72	W	17-10	A
12/05/76	W	27-6	H
12/21/80	W	38-27	A
12/04/83	W	7-0	H
11/30/86	W	21-20	A
11/12/89	L	24-28	H
11/08/92	L	14-31	H
12/03/95	L	17-31	H
10/04/98	W	30-27	A
11/25/01	W	34-17	H
11/20/05	W	24-17	H
11/30/09	L	17-38	A
10/13/13	W	30-27	H

## NEW YORK GIANTS

### Giants 6, Patriots 5

10/18/70	L	0-16	H
09/22/74	W	28-20	A
11/08/87	L	10-17	A
12/30/90	L	10-13	H
12/21/96	W	23-22	A
09/26/99	W	16-14	H
10/12/03	W	17-6	H
12/29/07	W	38-35	A
02/03/08*	L	14-17	N
11/06/11	L	20-24	H
02/05/12**	L	17-21	N

\* = Super Bowl XLII

\*\* = Super Bowl XLVI

# SERIES RESULTS

## NEW YORK JETS

### Patriots 58, Jets 53 (1 Tie)

09/16/60	W	28-24	A
11/11/60	W	38-21	H
09/09/61	L	20-21	H
10/01/61	L	30-37	A
10/06/62	W	43-14	A
11/30/62	W	24-17	H
09/08/63	W	38-14	H
10/05/63	L	24-31	A
09/27/64	W	26-10	H
10/31/64	L	14-35	A
11/14/65	L	20-30	H
11/28/65	W	27-23	A
10/02/66	T	24-24	H
12/17/66	L	28-38	A
10/29/67	L	23-30	A
11/19/67	L	24-29	H
09/22/68	L	31-47	H
10/27/68	L	14-48	A
10/05/69	L	14-23	H
10/26/69	L	17-23	A
09/27/70	L	21-31	H
11/22/70	L	3-17	A
10/10/71	W	20-0	H
12/12/71	L	6-13	A
10/15/72	L	13-41	H
10/29/72	L	10-34	A
10/14/73	L	7-9	H
11/11/73	L	13-33	A
10/13/74	W	24-0	A
11/17/74	L	16-21	H
10/05/75	L	7-36	A
12/07/75	L	28-30	H
10/18/76	W	41-7	H
11/21/76	W	38-24	A
10/02/77	L	27-30	A
10/30/77	W	24-13	H
10/29/78	W	55-21	H
11/19/78	W	19-17	A
09/09/79	W	56-3	H
12/09/79	L	26-27	A
10/05/80	W	21-11	A
11/02/80	W	34-21	H
10/11/81	L	24-28	A
11/15/81	L	6-17	H
09/19/82	L	7-31	H
09/18/83	W	23-13	H
11/27/83	L	3-26	A
09/30/84	W	28-21	A
10/28/84	W	30-20	H
10/20/85	W	20-13	H
11/24/85	L	13-16	OT A
12/28/85*	W	26-14	A
09/11/86	W	20-6	A
10/12/86	L	24-31	H
09/21/87	L	24-43	A
12/13/87	W	42-20	H
09/04/88	W	28-3	H
11/13/88	W	14-13	A
09/10/89	W	27-24	A
11/05/89	L	26-27	H
09/30/90	L	13-37	H
12/23/90	L	7-42	A
11/17/91	L	21-28	H
12/15/91	W	6-3	A
10/04/92	L	21-30	A
11/22/92	W	24-3	H
09/26/93	L	7-45	A
11/28/93	L	0-6	H
10/16/94	L	17-24	A

12/04/94	W	24-13	H
11/05/95	W	20-7	A
12/10/95	W	31-28	H
11/10/96	W	31-27	A
12/08/96	W	34-10	H
09/14/97	W	27-24	OT H
10/19/97	L	19-24	A
10/19/98	L	14-24	H
12/27/98	L	10-31	A
09/12/99	W	30-28	A
11/15/99	L	17-24	H
09/11/00	L	19-20	A
10/15/00	L	17-34	H
09/23/01	L	3-10	H
12/02/01	W	17-16	A
09/15/02	W	44-7	A
12/22/02	L	17-30	H
09/21/03	W	23-16	H
12/20/03	W	21-16	A
10/24/04	W	13-7	H
12/26/04	W	23-7	A
12/04/05	W	16-3	H
12/26/05	W	31-21	A
09/17/06	W	24-17	A
11/12/06	L	14-17	H
01/07/07*	W	37-16	H
09/09/07	W	38-14	A
12/16/07	W	20-10	H
09/14/08	W	19-10	A
11/13/08	L	31-34	OT H
09/20/09	L	9-16	A
11/22/09	W	31-14	H
09/19/10	L	14-28	A
12/06/10	W	45-3	H
01/16/11*	L	21-28	H
10/09/11	W	30-21	H
11/13/11	W	37-16	A
10/21/12	W	29-26	OT H
11/22/12**	W	49-19	A
09/12/13	W	13-10	H
10/20/13	L	27-30	OT A
10/16/14	W	27-25	H
12/21/14	W	17-16	A

**Notes:** Franchise known as N.Y. Titans from 1960-62. Games on 9/8/63 at B.C. Alumni Stadium; 9/22/68 at Legion Field in Birmingham, Ala.

\* = Playoffs

\*\* = Thanksgiving

## OAKLAND RAIDERS

### Patriots 18, Raiders 15 (1 Tie)

10/16/60	L	14-27	A
11/04/60	W	34-28	H
11/17/61	W	20-17	H
12/09/61	W	35-21	A
10/26/62	W	26-16	H
12/16/62	L	0-20	A
09/22/63	W	20-14	A
10/11/63	W	20-14	H
09/13/64	W	17-14	A
10/16/64	T	43-43	H
10/08/65	L	10-24	H
10/24/65	L	21-30	A
10/30/66	W	24-21	H
09/17/67	L	7-35	A
10/22/67	L	14-48	H
10/06/68	L	10-41	A
09/28/69	L	23-38	H
09/19/71	W	20-6	H
12/01/74	L	26-41	A
10/03/76	W	48-17	H
12/18/76*	L	21-24	A

09/24/78	W	21-14	A
11/01/81	L	17-27	A
09/29/85	L	20-35	H
01/05/86*	W	27-20	A
11/01/87	W	26-23	H
11/26/89	L	21-24	A
10/09/94	L	17-21	H
01/19/02*	W	16-13	OT H
11/17/02	L	20-27	A
09/08/05	W	30-20	H
12/14/08	W	49-26	A
10/02/11	W	31-19	A
09/21/14	W	16-9	H

**Notes:** Franchise located in Los Angeles from 1982-94. The games on Oct. 16, 1960 and Dec. 9, 1961 were played in San Francisco.

\* = Playoffs

## PHILADELPHIA EAGLES

### Patriots 6, Eagles 6

11/04/73	L	23-24	A
11/27/77	W	14-6	H
10/08/78	W	24-14	H
09/13/81	L	3-13	A
12/09/84	L	17-27	A
11/29/87	L	31-34	OT H
11/04/90	L	20-48	A
12/19/99	L	9-24	A
09/14/03	W	31-10	A
02/06/05*	W	24-21	N
11/25/07	W	31-28	H
11/27/11	W	38-20	A

\*=Super Bowl XXXIX

## PITTSBURGH STEELERS

### Steelers 15, Patriots 12

10/22/72	L	3-33	A
12/08/74	L	17-21	H
09/26/76	W	30-27	A
09/03/79	L	13-16	OT H
09/27/81	L	21-27	OT A
12/26/82	L	14-37	A
09/25/83	W	28-23	A
10/19/86	W	34-0	A
12/17/89	L	10-28	A
12/09/90	L	3-24	A
09/15/91	L	6-20	A
12/05/93	L	14-17	A
12/16/95	L	27-41	A
01/05/97*	W	28-3	H
12/13/97	L	21-24	OT H
01/03/98*	L	6-7	A
12/06/98	W	23-9	A
01/27/02*	W	24-17	A
09/09/02	W	30-14	H
10/31/04	L	20-34	A
01/23/05*	W	41-27	A
09/25/05	W	23-20	A
12/09/07	W	34-13	H
11/30/08	L	10-33	H
11/14/10	W	39-26	A
10/30/11	L	17-25	A
11/03/13	W	55-31	H

\* = Playoffs

## SAN DIEGO CHARGERS

### Patriots 23, Chargers 15 (2 Ties)

10/08/60	W	35-0	A
10/28/60	L	16-45	H
10/07/61	L	27-38	H
12/17/61	W	41-0	A
10/19/62	W	24-20	H

# SERIES RESULTS

12/09/62	W	20-14	A
09/14/63	L	13-17	A
11/10/63	L	6-7	H
01/05/64*	L	10-51	A
09/20/64	W	33-28	A
10/09/64	L	17-26	H
10/17/65	T	13-13	H
10/31/65	W	22-6	A
09/10/66	L	0-24	A
10/23/66	W	35-17	H
09/09/67	L	14-28	A
10/08/67	T	31-31	A
11/10/68	L	17-27	H
10/19/69	L	10-13	H
12/07/69	L	18-28	A
11/15/70	L	14-16	H
12/02/73	W	30-14	H
11/09/75	W	33-19	A
10/16/77	W	24-20	A
10/01/78	W	28-23	H
09/23/79	W	27-21	H
10/16/83	W	37-21	H
11/20/94	W	23-17	H
12/01/96	W	45-7	A
08/31/97	W	41-7	H
10/14/01	W	29-26	OT H
09/29/02	L	14-21	A
10/02/05	L	17-41	H
01/14/07*	W	24-21	A
09/16/07	W	38-14	H
01/20/08*	W	21-12	H
10/12/08	L	10-30	A
10/24/10	W	23-20	A
09/18/11	W	35-21	H
12/07/14	W	23-14	A

Note: Franchise located in Los Angeles in 1960

\* = Playoffs

## SAN FRANCISCO 49ERS

### 49ers 8, Patriots 4

10/31/71	L	10-27	A
10/26/75	W	24-16	H
11/30/80	L	17-21	A
10/02/83	L	13-33	H
12/14/86	L	24-29	H
10/22/89	L	20-37	A
10/11/92	L	12-24	H
09/17/95	L	3-28	A
12/20/98	W	24-21	H
01/02/05	W	21-7	H
10/05/08	W	30-21	A
12/16/12	L	34-41	H

Note: The game on Oct. 22, 1989 was played in Palo Alto, Calif.

## SEATTLE SEAHAWKS

### Patriots 9, Seahawks 8

10/09/77	W	31-0	H
09/21/80	W	37-31	A
12/19/82	W	16-0	A
12/18/83	L	6-24	A
09/16/84	W	38-23	H
11/17/85	W	20-13	A
09/21/86	L	31-38	H
12/04/88	W	13-7	H
09/24/89	L	3-24	H
10/07/90	L	20-33	H
09/20/92	L	6-10	H
09/19/93	L	14-17	H
10/24/93	L	9-10	A
10/17/04	W	30-20	H
12/07/08	W	24-21	A
10/14/12	L	23-24	A
02/01/15*	W	28-24	N

\* = Super Bowl XLIX

## ST. LOUIS RAMS

### Patriots 7, Rams 5

09/29/74	W	20-14	H
11/16/80	L	14-17	H
12/11/83	W	21-7	A
11/16/86	W	30-28	A
12/24/89	L	20-24	H
09/13/92	L	0-14	A
12/13/98	L	18-32	A
11/18/01	L	17-24	H
02/03/02*	W	20-17	N
11/07/04	W	40-22	A
10/26/08	W	23-16	H
10/28/12^	W	45-7	A

Note: Franchise located in Los Angeles from 1946-94

\* = Super Bowl XXXVI

^ = played in London

## TAMPA BAY BUCCANEERS

### Patriots 6, Buccaneers 2

12/12/76	W	31-14	A
10/27/85	W	32-14	A
12/11/88	W	10-7	OT H
11/16/97	L	7-27	A
09/03/00	L	16-21	H
12/17/05	W	28-0	H
10/25/09*	W	35-7	A
09/22/13	W	23-3	H

\* = played in London

## TENNESSEE TITANS

### Patriots 23, Titans 16 (1 Tie)

11/25/60	L	10-24	H
12/18/60	L	21-37	A
10/13/61	T	31-31	H
11/12/61	L	15-27	A
09/16/62	W	34-21	H
11/18/62	L	17-21	A
11/01/63	W	45-3	H
12/08/63	W	46-28	A
11/06/64	W	25-24	H
11/29/64	W	34-17	A
09/19/65	L	10-31	A
12/18/65	W	42-14	H
11/13/66	W	27-21	H
12/11/66	W	38-14	A
11/05/67	W	18-7	H
11/26/67	L	6-27	A
10/13/68	L	0-16	H
12/15/68	L	17-45	A
11/02/69	W	24-0	H
12/14/69	L	23-27	A
11/07/71	W	28-20	H
11/25/73	W	32-0	A
09/21/75	L	0-7	H
11/12/78	L	23-26	H
12/31/78*	L	14-31	H
11/10/80	L	34-38	A
10/18/81	W	38-10	H
11/28/82	W	29-21	H
10/18/87	W	21-7	A
09/25/88	L	6-31	A
10/08/89	W	23-13	H
09/22/91	W	24-20	H
10/17/93	L	14-28	H
09/20/98	W	27-16	H
12/16/02	L	7-24	A
10/05/03	W	38-30	H
01/10/04*	W	17-14	H
12/31/06	W	40-23	A
10/18/09	W	59-0	H
09/09/12	W	34-13	A

Notes: Franchise located in Houston from 1960-96, Named Tennessee Oilers from 1997-98.

\* = Playoffs

## WASHINGTON REDSKINS

### Redskins 6, Patriots 3

10/01/72	W	24-23	H
09/03/78	L	14-16	H
10/25/81	L	22-24	A
09/23/84	L	10-26	H
12/15/90	L	10-25	H
10/13/96	L	22-27	H
09/28/03	L	17-20	A
10/28/07	W	52-7	H
12/11/11	W	34-27	A



# PATRIOTS OVERTIME GAMES

The Patriots are 20-21 all-time in regular-season overtime games during their 54-year history. New England set an NFL record with an eight-game overtime winning streak (including playoffs) from 2000-03. The Patriots are 16-18 when the game is decided by a field goal and 4-3 when a touchdown is the deciding factor. Below is a brief description of each overtime game.

## 09/26/77 ... at Cleveland 30, Patriots 27

John Smith sent the game into overtime with a 28-yard field goal with no time remaining in regulation. Cleveland's Don Cockroft capped a 10-play, 53-yard drive with a 35-yard game winning field goal after 4:45 of overtime.

## 09/03/79 ... Pittsburgh 16, at Patriots 13

Pittsburgh's Matt Bahr drilled a 41-yard field goal to give the Steelers the victory at the 5:10 mark in overtime. The clutch field goal came on Bahr's first professional career attempt.

## 11/25/79 ... Buffalo 16, at Patriots 13

Buffalo's Nick Mike-Mayer kicked a 29-yard field goal 4:45 into overtime to give the Bills the victory.

## 12/08/80 ... at Miami 16, Patriots 13

Uwe von Schamann kicked his third field goal of the day, a 23-yard game-winner, which gave Miami the three-point victory, 3:20 into overtime.

## 09/27/81 ... at Pittsburgh 27, Patriots 21

The Patriots scored two touchdowns in the fourth quarter to recover from a 21-7 deficit. Unfortunately, Terry Bradshaw hit Lynn Swann with a 24-yard touchdown pass 3:19 into overtime to thwart the Patriots hopes for victory.

## 11/08/81 ... Miami 30, at Patriots 27

Patriot John Smith nailed a 34-yard field goal with 10 seconds remaining in regulation that sent the game into overtime. The Dolphins' Uwe von Schamann kicked a 30-yard field goal, 7:09 into the extra quarter, that gave Miami the victory.

## 09/04/83 ... Balt. Colts 29, at Patriots 23

The Colts' Raul Allegre kicked a 33-yard field goal as time expired in the fourth quarter to send the game into overtime. On the first play of overtime, Baltimore's LB Johnnie Cooks picked up a Tony Collins fumble and rumbled 52 yards for the game-winning score.

## 11/24/85 ... at N.Y. Jets 16, Patriots 13

New England's Tony Franklin sent the game into overtime with a 28-yard field goal with 16 seconds remaining in regulation. In the extra session, the Jets' Pat Leahy kicked a 32-yard field goal to give the Jets a 16-13 win.

## 11/15/87 ... Dallas 23, at Patriots 17

The Cowboys' Roger Ruzek's 20-yard field goal with 28 seconds remaining in regulation tied the game at 17. In overtime, Dallas running back Herschel Walker trotted 60 yards for the game-winning touchdown.

## 11/29/87 ... Philadelphia 34, at Patriots 31

The Patriots scored the final 21 points of regulation to send the game into overtime tied at 31. After 12:16 elapsed in overtime, the Eagles' Paul McFadden connected from 38 yards, on his second field goal attempt in overtime.

## 12/11/88 ... at Patriots 10, Tampa Bay 7

The Patriots were victorious in overtime for the first time in franchise history, snapping their 10-game overtime losing streak. Jason Staurovsky kicked a 27-yard field goal, 3:08 into overtime, for the win.

## 10/29/89 ... Patriots 23, at Indianapolis 20

New England's Greg Davis kicked a 51-yard field goal, 9:57 into overtime, for the 23-20 victory. The Colts' Dean Biasucci sent the game into overtime when he kicked a 39-yard field goal with 51 seconds remaining in regulation.

## 10/20/91 ... at Patriots 26, Minnesota 23

With no time remaining in overtime, New England's Jason Staurovsky nailed a 42-yard field goal that gave the Patriots a 26-23 victory. The field goal attempt was Staurovsky's second in overtime.

## 12/08/91 ... at Patriots 23, Indianapolis 17

The Patriots scored the game's final 20 points and won their fourth consecutive overtime game. Hugh Millen connected with Ben Coates for a 2-yard touchdown with seven seconds remaining in regulation and then repeated the feat in overtime when he hit Michael Timpson for the 45-yard game-winning touchdown.

## 11/15/92 ... Patriots 37, at Indianapolis 34

The Patriots' Charlie Baumann scored the final six points, including the game-winning 18-yard field goal, 11:35 into the extra session. The win snapped the Patriots' nine-game losing streak during the 1992 season. Baumann's 44-yard field goal with two seconds remaining in regulation sent the game into overtime.

## 12/27/92 ... Miami 16, at Patriots 13

The Dolphins were able to clinch the AFC East crown and a bye in the first round of the playoffs, after they scored the game's final 13 points to win 16-13. Pete Stoyanovich's 35-yard field goal, 6:43 into overtime, propelled the Dolphins to victory.

## 09/12/93 ... Detroit 19, at Patriots 16

Detroit's Jason Hanson kicked a 38-yard field goal, his fourth of the day, 11:04 into overtime to lift the Lions to victory. Drew Bledsoe threw a 2-yard touchdown pass to Vincent Brisby with two seconds remaining in regulation which sent the game into overtime.

## 11/07/93 ... Buffalo 13, at Patriots 10

Buffalo's Steve Christie kicked a 27-yard field goal with 14 seconds remaining in regulation to send the contest into overtime. Each team had two opportunities to score in the extra session, and Christie kicked the game winning 32-yard field goal on Buffalo's second chance.

## 01/02/94 ... at Patriots 33, Miami 27

Drew Bledsoe connected with Michael Timpson for the 36-yard game winning touchdown to cap one of the greatest endings in Patriots history. The lead changed four times in the fourth quarter as the two teams combined for 27 points. Miami's Pete Stoyanovich sent the game into overtime with a 24-yard field goal with four seconds remaining in regulation.

## 11/13/94 ... at Patriots 26, Minnesota 20

The Patriots completed one of the greatest comebacks in team history, recovering from a 20-0 deficit to defeat the Vikings. New England's Matt Bahr sent the game into overtime when he kicked a 23-yard field goal with 14 seconds remaining. Drew Bledsoe completed a 14-yard touchdown pass to Kevin Turner 4:10 into overtime, to give the Patriots the victory.

## 10/29/95 ... Carolina 20, at Patriots 17

The Patriots scored 14 points in the fourth quarter on two Curtis Martin touchdown runs and tied the score at 17. However, the expansion Panthers were victorious when John Kasay booted a 29-yard field goal with 7:52 remaining in the extra period.

## 09/22/96 ... at Patriots 28, Jacksonville 25

The Patriots jumped out to a 22-0 first half lead but the Jaguars clawed their way back. Jaguars quarterback Mark Brunell's touchdown passes of 51, 41 and 61 yards gave them life in the second half and Mike Holles' 27-yard field goal in the fourth quarter tied the game at 25. However, Patriots' rookie kicker Adam Vinatieri converted five of six field goal attempts, including a 40-yarder in overtime to give the Patriots the victory.

## 09/14/97 ... at Patriots 27, N.Y. Jets 24

The Patriots won their third consecutive game to open the 1997 season, 27-24, in dramatic fashion when placekicker Adam Vinatieri kicked a 34-yard field goal 6:57 into overtime. The Jets had a chance to win the game at the end of regulation, but defensive end Mike Jones blocked a 29-yard field goal attempt by John Hall with 16 seconds remaining in the game.

## 12/13/97 ... Pittsburgh 24, at Patriots 21

The Steelers sent the game into overtime on a touchdown pass from Kordell Stewart to Mark Bruener and a two-point conversion. They capitalized on a Drew Bledsoe interception with just over two minutes remaining in the game. In the overtime period, the Steelers won the toss and took their only possession 61 yards downfield to set up the game-winning Norm Johnson field goal.

## 10/25/98 ... at Miami 12, Patriots 9

The Dolphins scored the game's final six points, including Olindo Mare's game-winning 43-yard kick. New England's Adam

# PATRIOTS OVERTIME GAMES

Vinatieri accounted for all of the Patriots' nine points, connecting on three of four field goal attempts.

**12/26/99... Buffalo 13, at Patriots 10** ..... L  
The Patriots missed two field goals, one at the end of regulation and one in overtime, and lost to Buffalo. The Bills scored a touchdown to tie the game at 10 with 4:34 remaining and Steve Christie kicked a 23-yard field goal with 1:51 remaining in overtime for the victory.

**11/05/00... Buffalo 16, at Patriots 13** ..... L  
Buffalo's Steve Christie booted a 32-yard field goal, the third of his career in overtime against the Patriots. He also tied the game with a 48-yard kick with four seconds remaining in regulation. The Patriots, playing without Drew Bledsoe, took the lead, 13-10 on a 43-yard field goal by Adam Vinatieri.

**12/17/00... Patriots 13, at Buffalo 10** ..... W  
Amid a snowstorm in Buffalo, Patriots kicker Adam Vinatieri nailed a 24-yard field goal in overtime for the victory. The game time temperature was 35 degrees, with a wind chill of six, and 40 mile-per-hour winds blew snow across the field making traction difficult for both sides. The Patriots and Bills tied the 1984 and 1985 Denver Broncos and Oakland Raiders for an NFL record as they entered overtime for the third consecutive meeting.

**10/14/01... at Patriots 29, San Diego 26** ..... W  
The Patriots scored 10 points in the final nine minutes of regulation to tie the game at 26. Adam Vinatieri kicked a 23-yard field goal with 3:31 to play and Tom Brady connected with Jermaine Wiggins for a 3-yard touchdown to tie the game with just 36 seconds remaining. In overtime, Vinatieri nailed a 44-yard field goal for the victory.

**12/16/01... Patriots 12, at Buffalo 9** ..... W  
The Patriots and Bills needed overtime to decide the outcome of their game for the fourth time in five meetings. Adam Vinatieri converted all four of his field goal attempts, including the game-winning 23-yard field goal in overtime. Former Bills RB Antowain Smith led the Patriots with 95 yards rushing, including a 38-yard run in overtime to get New England in field goal position.

**01/19/02... at Patriots 16, Raiders 13\*** ..... W  
Adam Vinatieri boomed a 45-yard field goal with 27 seconds remaining in regulation to tie the game up at 13 and send it into overtime. The game time temperature dipped to 25 degrees and the field was covered by five inches of snow that didn't let up until the game was over. In overtime, the Patriots drove 61 yards on 15 plays and Vinatieri nailed a 23-yard field goal for the 16-13 victory. The Patriots became just the second team in postseason overtime history (16 games) to win the contest on the opening drive of the extra stanza.

\*-AFC Divisional Playoff Game

**09/22/02... at Patriots 41, Chiefs 38** ..... W  
The Patriots and Chiefs scored 42 points in the fourth quarter, including the last 14 by the Chiefs to tie the game at 38 at the end of regulation. The Patriots won the toss and drove 53 yards on nine plays and Adam Vinatieri nailed a 35-yard field goal for the Patriots victory. It was also the first overtime game at Gillette Stadium.

**12/29/02... at Patriots 27, Dolphins 24** ..... W  
The Patriots trailed 21-7 with 1:06 remaining in the first half, but outscored the Dolphins 20-3 the rest of the way for their sixth consecutive overtime victory. New England scored the game's final 11 points on a Tom Brady touchdown pass to Troy Brown, they successfully converted the two-point conversion on a Brady to Christian Fauria pass and then Adam Vinatieri boomed a 43-yard field goal with 1:09 remaining in regulation. New England won the toss and drove 43 yards on seven plays and Vinatieri kicked a 35-yard game-winning field goal.

**10/19/03... Patriots 19, at Dolphins 13** ..... W  
Richard Seymour blocked a 35-yard field goal attempt with 2:00 left in the game to send the game into the extra session. In overtime, Miami's Olindo Mare missed another 35-yard attempt wide right, then a Tyrone Poole interception at the Patriots' 18-yard line snuffed out another Miami opportunity in overtime. On the next play, Tom Brady hit Troy Brown for an 82-yard touchdown strike, sending the Patriots home with a 19-13 win.

**11/23/03... Patriots 23, at Texans 20** ..... W  
The Patriots set the all-time NFL mark with their eighth consecutive overtime victory in a nail-biter in the Lone Star State. The Texans took a 20-13 lead into the final minute of the game, but Tom Brady found Daniel Graham for a four-yard touchdown strike to tie the game at 20 with just 40 seconds left in regulation. The extra frame was a possession battle until the Patriots mounted a 76-yard drive in the final minutes of overtime, ending in a 28-yard field goal by Adam Vinatieri with 45 seconds left.

**11/13/08... Jets 34, at Patriots 31** ..... L  
The Patriots had their NFL-record eight-game overtime winning streak snapped in a loss to the Jets at Gillette Stadium. New England rallied from a 24-6 second-quarter deficit to tie the game at 24-24 early in the fourth quarter. N.Y. held a 31-24 lead into the final minute, but Randy Moss made a memorable tiptoe catch on a pass from Matt Cassel along the side of the end zone for a 16-yard touchdown with one second left to force overtime. But, N.Y. won the coin toss and marched 64 yards on 14 plays to set up a game-winning 34-yard field goal by Jay Feely.

**10/11/09... Broncos 20, Patriots 17** ..... L  
The Patriots failed to hold onto a 17-7 halftime lead in a 20-17 overtime loss to Denver. QB Tom Brady was limited to five completions for 63 yards in the second half. New England entered the final quarter with a 17-10 lead, but Denver marched 98 yards in 12 plays before QB Kyle Orton completed an 11-yard touchdown pass to WR Brandon Marshall to tie the game at 17 with 5:21 remaining in regulation. With under two minutes remaining, New England moved to the Denver 49-yard line before DE Vonnie Holliday forced a fumble on a Brady sack to end the Patriots scoring threat. Denver took the overtime kickoff and moved 58 yards in 11 plays to set up a 41-yard game-winning field goal.

**10/17/10... Patriots 23, Ravens 20** ..... W  
Kicker Stephen Gostkowski drilled a 35-yard field goal in overtime to give New England a 23-20 victory over the Baltimore Ravens at Gillette Stadium. Tom Brady, who finished the game 27-of-44 for 292 yards, completed 16-of-24 passes for 156 yards with one touchdown during a fourth quarter rally as New England scored the final 13 points to get the win and overcome a 20-10 fourth quarter deficit.

**10/21/12... Patriots 29, Jets 26** ..... W  
The Patriots squandered a 10-point fourth-quarter lead but came through in the clutch when RB Ninkovich and Jermaine Cunningham combined for a strip-sack of Jets QB Mark Sanchez in overtime as the Patriots defense was able to seal the victory following a Stephen Gostkowski field goal in the Patriots opening drive of the extra session. Tom Brady led two clutch drives - one late in the fourth quarter and the other in overtime and Gostkowski drilled two field goals - a 43-yarder as time expired in regulation and the 48-yarder in the first overtime drive.

**10/20/13... Patriots 27, Jets 30** ..... L  
The Patriots' 11-point halftime lead evaporated on the second play of the second half when Tom Brady threw an interception to Jets S Antonio Allen, who returned the pick for a 23-yard touchdown. New England netted -5 yards on offense in the third quarter while the Jets scored 17 points in the frame to take a 27-21 lead heading into the fourth quarter. The Patriots managed to tie the score on the final drive of regulation when Stephen Gostkowski drilled a 44-yard field goal with :19 left on the clock. The Patriots won the overtime coin toss but only managed one first down and were forced to punt. New York then engineered a 14-play, 56-yard drive that included a 15-yard unsportsmanlike conduct penalty on the Patriots and Jets K Nick Folk hit a 42-yard field goal to win the game and end a five-game losing streak to New England.

**11/24/13... Patriots 34, Broncos 31** ..... W  
New England fumbled on its first three offensive possessions of a cold, windy November game and entered the locker room down 24-0 at halftime. The Patriots came back in the second half and scored on five straight possessions to take a 31-24 lead in the fourth quarter. Peyton Manning then led Denver on a 10-play, 79 yard touchdown drive to tie the game late in the fourth quarter. The Patriots won the overtime coin toss and took the wind, giving the Broncos the first possession in the extra frame. The two teams traded possessions until a high-arching Patriots punt by Ryan Allen was muffed by Denver and recovered by New England deep in Broncos territory. Stephen Gostkowski drilled a 31-yard field goal to cap the greatest comeback in franchise history.

# YEAR-BY-YEAR ATTENDANCE

## REGULAR SEASON ATTENDANCE

YEAR	HOME GAMES			AWAY GAMES			SEASON TOTAL	
	GMS	ATTENDANCE	AVG.	GMS	ATTENDANCE	AVG.	TOTALS	AVG.
1960	7	118,260	16,894	7	110,316	15,759	228,576	16,327
1961	7	115,610	16,516	7	129,984	18,569	245,594	17,542
1962	7	150,626	21,518	7	170,983	24,426	321,609	22,972
1963	7	169,870	24,267	7	143,936	20,562	313,806	22,415
1964	7	199,652	28,522	7	175,246	25,035	374,898	26,778
1965	7	143,098	20,443	7	245,485	35,069	388,583	27,756
1966	7	190,138	27,163	7	240,668	34,381	430,806	30,772
1967*	6	138,861	23,144	8	287,279	35,910	426,140	30,439
1968**	7	156,459	22,351	7	289,204	41,315	445,663	31,833
1969	7	149,412	21,345	7	284,587	40,655	433,999	31,000
1970	7	245,537	35,077	7	361,842	51,692	607,379	43,384
1971	7	411,109	58,730	7	383,143	54,735	794,252	56,732
1972	7	426,993	60,999	7	402,159	57,451	829,152	59,225
1973	7	410,443	58,635	7	416,805	59,544	827,248	59,089
1974	7	420,903	60,129	7	411,595	58,799	832,498	59,464
1975	7	411,490	58,784	7	379,112	54,159	790,602	56,472
1976	7	378,994	54,142	7	387,432	55,347	766,426	54,745
1977	7	415,959	59,423	7	399,419	57,060	815,378	58,241
1978	8	478,978	59,872	8	455,679	56,960	934,657	58,416
1979	8	473,141	59,143	8	502,492	62,812	975,633	60,977
1980	8	458,283	57,285	8	442,001	55,250	900,284	56,268
1981	8	414,741	51,843	8	413,073	51,634	827,814	51,738
1982@	4	149,188	37,297	5	231,781	46,356	380,969	42,330
1983	8	370,958	46,370	8	416,024	52,003	786,982	49,186
1984	8	392,275	49,034	8	468,464	58,558	860,739	53,796
1985	8	438,817	54,852	8	458,341	57,293	897,158	56,072
1986	8	477,688	59,711	8	537,779	67,222	1,015,467	63,467
1987@	8	374,302	46,788	7	431,739	61,677	806,041	53,736
1988	8	438,627	54,828	8	400,372	50,047	838,999	52,437
1989	8	388,522	48,565	8	494,981	61,873	883,503	55,219
1990	8	311,623	38,953	8	417,304	52,163	728,927	45,558
1991	8	303,116	37,890	8	433,249	54,156	736,365	46,023
1992	8	308,409	38,551	8	430,820	53,853	739,229	46,202
1993	8	362,964	45,371	8	443,708	55,464	806,672	50,417
1994	8	472,718	59,090	8	481,673	60,209	954,391	59,649
1995	8	466,743	58,343	8	504,373	63,047	971,116	60,695
1996	8	468,301	58,538	8	522,829	65,354	991,130	61,946
1997	8	477,431	59,679	8	547,518	68,440	1,024,949	64,059
1998	8	475,828	59,479	8	516,846	64,606	992,674	62,042
1999	8	461,624	57,703	8	553,917	69,240	1,015,541	63,471
2000	8	458,880	57,360	8	548,258	68,532	1,007,138	62,946
2001	8	482,336	60,292	8	497,035	62,129	979,371	61,211
2002	8	547,488	68,436	8	548,581	68,573	1,096,069	68,152
2003	8	547,488	68,436	8	580,027	72,503	1,127,515	70,470
2004	8	550,048	68,756	8	558,162	69,770	1,108,210	69,263
2005	8	550,048	68,756	8	586,855	73,357	1,136,903	71,056
2006	8	550,048	68,756	8	560,722	70,090	1,110,770	69,423
2007	8	550,048	68,756	8	559,318	69,915	1,109,366	69,335
2008	8	550,048	68,756	8	550,100	68,763	1,100,148	68,759
2009	8	550,048	68,756	8	587,952	73,494	1,138,000	71,125
2010	8	550,048	68,756	8	538,705	67,338	1,088,753	68,047
2011	8	550,048	68,756	8	564,643	70,580	1,114,691	69,668
2012	8	550,048	68,756	8	584,690	73,086	1,134,738	70,921
2013	8	550,048	68,756	8	570,769	71,346	1,120,817	70,051
2014	8	550,048	68,756	8	561,935	70,242	1,111,983	69,499
<b>Totals</b>	<b>417</b>	<b>21,704,411</b>	<b>52,049</b>	<b>419</b>	<b>23,721,910</b>	<b>56,616</b>	<b>45,426,321</b>	<b>54,388</b>

## POSTSEASON ATTENDANCE

YEAR	HOME GAMES			AWAY/NEUTRAL GAMES			SEASON TOTAL	
	GMS	ATTENDANCE	AVG.	GMS	ATTENDANCE	AVG.	TOTAL	AVG.
1963	-	-	-	2	64,314	32,157	64,314	32,157
1976	-	-	-	1	54,037	54,037	54,037	54,037
1978	1	61,297	61,297	-	-	-	61,297	61,297
1982	-	-	-	1	68,842	68,842	68,842	68,842
1985	-	-	-	4^	308,690	77,173	308,690	77,173
1986	-	-	-	1	76,105	76,105	76,105	76,105
1994	-	-	-	1	77,452	77,452	77,452	77,452
1996	2	120,378	60,189	1^	72,301	72,301	192,679	64,226
1997	1	60,041	60,041	1	61,228	61,228	121,269	60,635
1998	-	-	-	1	72,559	72,559	72,559	72,559
2001	1	60,292	60,292	2^	137,626	68,811	197,918	65,973
2003	2	136,872	68,436	1^	71,525	71,525	208,397	69,466
2004	1	68,756	68,756	2^	143,367	71,684	212,123	70,708
2005	1	68,756	68,756	1	76,238	76,238	144,994	72,497
2006	1	68,756	68,756	2	126,243	63,122	194,999	65,000
2007	2	137,512	68,756	1^	71,101	71,101	208,613	69,538
2009	1	68,756	68,756	-	-	-	68,756	68,756
2010	1	68,756	68,756	-	-	-	68,756	68,756
2011	2	137,512	68,756	1^	68,658	68,658	206,170	68,723
2012	2	137,512	68,756	-	-	-	137,512	68,756
2013	1	68,756	68,756	1	77,110	77,110	145,866	72,933
2014	2	137,512	68,756	1^	70,288	70,288	207,800	69,267
<b>Totals</b>	<b>21</b>	<b>1,401,464</b>	<b>66,736</b>	<b>25</b>	<b>1,697,684</b>	<b>67,907</b>	<b>3,099,148</b>	<b>67,373</b>
<b>GRAND TOTALS</b>	<b>438</b>	<b>23,105,875</b>	<b>52,753</b>	<b>444</b>	<b>25,419,594</b>	<b>57,251</b>	<b>48,525,469</b>	<b>55,018</b>

\*-Game vs. Chargers was moved to San Diego due to a World Series scheduling conflict at Fenway Park.

\*\*-Game vs. Jets was moved to Birmingham, Ala. due to a scheduling conflict at Fenway Park, but still considered a "home" game for the Patriots.

^\*-Super Bowls played at a neutral site.

@-1982 and 1987 season were shortened due to player strikes.

# 1960 FINAL STATISTICS (5-9)

Head Coach: Lou Saban • Fourth in AFL East • Home Stadium: Boston University Field

DATE	W/L	SCORE	OPPONENT	ATTENDANCE
9/09	L	10-13	Denver	21,597
9/17	W	28-24	at N.Y. Titans	19,200
9/23	L	0-13	Buffalo	20,732
10/08	W	35-0	at L.A. Chargers	18,226
10/16	L	14-27	at Oakland	11,500
10/23	L	24-31	at Denver	12,683
10/28	L	16-45	L.A. Chargers	13,988
11/04	W	34-28	Oakland	8,446
11/11	W	38-21	N.Y. Titans	11,653
11/18	W	42-14	Dallas Texans	14,721
11/25	L	10-24	Houston	27,123
12/04	L	14-38	at Buffalo	14,335
12/11	L	0-34	at Dallas Texans	12,000
12/18	L	21-37	at Houston	22,352

## Team Statistics

	PATS	OPP
<b>TOTAL FIRST DOWNS</b>	<b>234</b>	<b>237</b>
By Rushing	86	78
By Passing	126	135
By Penalty	22	24
<b>TOTAL NET YARDS</b>	<b>4116</b>	<b>4255</b>
Avg. per Game	294.0	303.9
Total Offensive Plays	874	935
Avg. per Play	4.7	4.6
<b>NET YARDS RUSHING</b>	<b>1512</b>	<b>1513</b>
Total Rushing Plays	363	477
Avg. per Rush	4.2	3.2
Avg. per Game	108.0	108.1
<b>NET YARDS PASSING</b>	<b>2604</b>	<b>2742</b>
Avg. per Game	186.0	195.0
Sacked/Yards Lost	36/261	29/219
Gross Yards Passing	2865	2958
Att./Completions	475/223	429/210
Completion Pct.	46.9	49.0
Had Intercepted	23	25
<b>PUNTS/AVERAGE</b>	<b>78/35.8</b>	<b>74/37.2</b>
<b>PENALTIES/YARDS</b>	<b>69/730</b>	<b>77/825</b>
<b>FUMBLES/BALLS LOST</b>	<b>36/22</b>	<b>41/20</b>
<b>TOUCHDOWNS</b>	<b>37</b>	<b>46</b>
Rushing	11	21
Passing	25	19
Returns	1	6

Score by Periods	1	2	3	4	OT	TOTAL
Patriots	85	47	117	37	-	286
Opponents	36	119	89	105	-	349

SCORING	TD	Ru	Pa	Rt	PAT	FG	S	TP
Cappelletti	0	0	0	0	30/32	8/22	0	60
Colclough	0	9	0	0	0	0	0	54
Christy	6	4	2	0	0	0	0	36
Lofton	4	0	4	0	0	0	0	24
Miller	3	1	2	0	0	0	0	18
Johnson	3	0	3	0	0	0	0	18
Stephens	3	0	3	0	0	0	0	18
Crawford	2	2	0	0	0	0	0	14
Songin	2	2	0	0	0	0	0	12
Beach	1	0	1	0	0	0	0	6
Burton	1	1	0	0	0	0	0	6
Livingston	1	1	0	0	0	0	0	6
Shonta	1	0	0	1	0	0	0	6
Wells	1	0	1	0	0	0	0	6
Team	0	0	0	0	0	0	0	2
Cudzik	0	0	0	0	0/0	0/1	0	1
<b>Patriots</b>	<b>37</b>	<b>11</b>	<b>25</b>	<b>1</b>	<b>30/32</b>	<b>8/23</b>	<b>1</b>	<b>286</b>
<b>Opponents</b>	<b>46</b>	<b>21</b>	<b>19</b>	<b>6</b>	<b>43/46</b>	<b>10/27</b>	<b>0</b>	<b>349</b>

2-pt conv.: Cappelletti 3-4, Crawford 1-1.  
Patriots: 4-5, Opp.: 0-0.

RUSHING	NO	YDS	AVG	LG	TD
Miller	101	416	4.2	33	1
Christy	78	363	4.7	48	4
Burton	66	280	4.3	77	1
Crawford	51	238	4.7	39t	2
Wells	14	59	4.2	13	0
Greene	7	44	6.3	21	0
Songin	11	40	3.6	20	2
Garron	8	27	3.4	9	0
Crouthamel	4	16	4.0	6	0
Livingston	10	16	1.6	5	1
Washington	2	10	5.0	7	0
White	5	7	1.4	5	0
Beach	6	-4	-0.7	3	0
<b>Patriots</b>	<b>363</b>	<b>1512</b>	<b>4.2</b>	<b>77</b>	<b>11</b>
<b>Opponents</b>	<b>477</b>	<b>1513</b>	<b>3.2</b>	<b>87</b>	<b>21</b>

RECEIVING	NO	YDS	AVG	LG	TD
Colclough	49	666	13.6	61	9
Miller	29	284	9.8	48t	2
Christy	26	268	10.3	53	2
Stephens	22	320	14.5	53	3
Burton	21	196	9.3	35	0
Lofton	19	360	18.9	39	4
Wells	14	206	14.7	78	1
Johnson	11	186	16.9	51t	3
Crawford	10	92	9.2	40	0
Beach	9	132	14.7	51t	1
Green	3	52	17.3	31	0
White	2	24	12.0	13	0
Atchason	2	22	11.0	14	0
Long	2	10	5.0	5	0
Cappelletti	1	28	28.0	28	0
Cudzik	1	11	11.0	11	0
Garron	1	8	8.0	8	0
Livingston	1	0	0.0	0	0
<b>Patriots</b>	<b>223</b>	<b>2865</b>	<b>12.8</b>	<b>78</b>	<b>25</b>
<b>Opponents</b>	<b>210</b>	<b>2958</b>	<b>14.1</b>	<b>--</b>	<b>19</b>

INTERCEPTIONS	NO	YDS	AVG	LG	TD
Cappelletti	4	68	17.0	27	0
Jacobs	4	26	6.5	14	0
Brune	3	35	11.7	18	0
Washington	3	13	4.3	13	0
O'Hanley	3	1	0.3	1	0
Shonta	2	101	50.5	52	0
Soltis	2	33	16.5	33	0
Rudolph	2	13	6.5	13	0
Dee	1	14	14.0	14	0
Brown	1	8	8.0	8	0
<b>Patriots</b>	<b>25</b>	<b>312</b>	<b>12.5</b>	<b>52</b>	<b>0</b>
<b>Opponents</b>	<b>23</b>	<b>336</b>	<b>14.6</b>	<b>66t</b>	<b>3</b>

PUNTING	NO	YDS	AVG	LG	BLK
Greene	61	2253	36.9	66	1
Washington	17	539	31.7	48	0
<b>Patriots</b>	<b>78</b>	<b>2792</b>	<b>35.8</b>	<b>66</b>	<b>1</b>
<b>Opponents</b>	<b>74</b>	<b>2750</b>	<b>37.2</b>	<b>--</b>	<b>1</b>

PUNT RETURNS	NO	YDS	AVG	LG	TD
Wells	12	66	5.6	19	0
Christy	8	73	9.1	29	0
Brune	4	31	7.7	19	0
Beach	1	21	21.0	21	0
Cappelletti	1	3	3.0	3	0
Burton	1	0	0.0	0	0
<b>Patriots</b>	<b>27</b>	<b>194</b>	<b>7.2</b>	<b>29</b>	<b>0</b>
<b>Opponents</b>	<b>21</b>	<b>361</b>	<b>17.2</b>	<b>76t</b>	<b>3</b>

KICK RETURNS	NO	YDS	AVG	LG	TD
Christy	24	617	25.7	52	0
Wells	11	275	28.5	33	0
Beach	7	146	20.7	33	0
Burton	4	161	40.3	59	0
Cappelletti	4	100	25.0	37	0
Brune	2	39	19.5	20	0
Crouthamel	2	27	13.5	15	0
Garron	1	21	21.0	21	0
Smith	1	13	13.0	13	0
Hunt	1	8	8.0	8	0
DeLuca	1	8	8.0	8	0
Livingston	1	3	3.0	3	0
Greene	1	3	3.0	3	0
<b>Patriots</b>	<b>60</b>	<b>1421</b>	<b>23.7</b>	<b>59</b>	<b>0</b>
<b>Opponents</b>	<b>50</b>	<b>1123</b>	<b>22.5</b>	<b>88t</b>	<b>1</b>

Sacks: Rudolph 3.0, Dee 2.5, Jacobs 2.0, Sardisco 2.0, Addison 1.0, Hauser 0.5, Team 8.0.

FIELD GOALS 1-19	20-29	30-39	40-49	50+
Cappelletti	1-1	4-5	3-6	0-9
Cudzik	--	--	--	0-1
<b>Patriots</b>	<b>1-1</b>	<b>4-5</b>	<b>3-6</b>	<b>0-10</b>
<b>Opponents</b>	<b>4-4</b>	<b>3-6</b>	<b>1-6</b>	<b>2-11</b>

Cappelletti: (34G) () (50N) (23G,33G) (47N) (12G,48N,42N) (38N,48B) (42N,37N,27G,27G) (39N,30G,45B,43N) () (20G,40N) (43N,27N) () ().

Cudzik: () () () () () () () () () () (48N) ()

Opponents: () (23G) (38N) () (40N)(42N,47N,9G) (35B,41N,18G) (47N,38N) (44N) (42N) (35N,20N,32N,16G) (27N,45G) (28N,42N,24G,49N,46G) (32G,26G,10G).

Editors Note: Due to insufficient data, the starting line-ups from 1960-67 are incomplete.

1960 Coaching Staff: Joe Collier, Defensive Backfield, Mike Holovak, Offensive Backfield, Red Miller, Offensive Line, Jerry Smith, Defensive Line.

No AFL All-Star Game Played

PASSING	ATT	CMP	YARDS	CMP%	YDS/ATT	TD	TD%	INT	INT%	LG	SK/YDS	RATING
Songin	392	187	2476	47.7	6.32	22	5.6	15	3.8	78	--/--	70.9
Greene	63	27	251	42.9	3.98	1	1.6	6	9.5	31	--/--	20.1
Christy	11	6	94	54.5	8.55	2	18.2	2	18.2	39	--/--	83.1
White	7	3	44	42.9	6.29	0	0.0	0	0.0	23	--/--	64.0
Dimitroff	2	0	0	0.0	0.00	0	0.0	0	0.0	0	--/--	39.6
<b>Patriots</b>	<b>475</b>	<b>223</b>	<b>2865</b>	<b>46.9</b>	<b>6.03</b>	<b>25</b>	<b>5.3</b>	<b>23</b>	<b>4.8</b>	<b>78</b>	<b>36/261</b>	<b>63.7</b>
<b>Opponents</b>	<b>429</b>	<b>210</b>	<b>2958</b>	<b>49.0</b>	<b>6.90</b>	<b>19</b>	<b>4.4</b>	<b>25</b>	<b>5.8</b>	<b>--</b>	<b>29/216</b>	<b>62.1</b>

# 1961 FINAL STATISTICS (9-4-1)

Head Coaches: Lou Saban (2-3), Mike Holovak (7-1-1) • Second in AFL East • Home Stadium: Boston University Field

DATE	W/L	SCORE	OPPONENT	ATTENDANCE
9/09	L	20-21	N.Y. Titans	16,683
9/16	W	45-17	Denver	14,479
9/23	W	23-21	at Buffalo	21,504
10/01	L	30-37	at N.Y. Titans	15,189
10/07	L	27-38	San Diego	17,748
10/13	T	31-31	Houston	15,070
10/22	W	52-21	Buffalo	9,398
10/29	W	18-17	at Dallas Texans	20,500
11/03	W	28-21	Dallas Texans	25,063
11/12	L	15-27	at Houston	35,649
11/17	W	20-17	Oakland	17,169
12/03	W	28-24	at Denver	9,303
12/09	W	35-21	at Oakland	6,500
12/17	W	41-0	at San Diego	21,339

## Team Statistics

	PATS	OPP
<b>TOTAL FIRST DOWNS</b>	<b>238</b>	<b>243</b>
By Rushing	93	72
By Passing	120	151
By Penalty	25	20
<b>TOTAL NET YARDS</b>	<b>4214</b>	<b>4123</b>
Avg. per Game	301.0	294.5
Total Offensive Plays	936	967
Avg. per Play	4.5	4.3
<b>NET YARDS RUSHING</b>	<b>1675</b>	<b>1041</b>
Total Rushing Plays	389	350
Avg. per Rush	4.3	3.0
Avg. per Game	119.6	74.4
<b>NET YARDS PASSING</b>	<b>2539</b>	<b>3082</b>
Avg. per Game	181.4	220.1
Sacked/Yards Lost	33/256	44/408
Gross Yards Passing	2795	3490
Att./Completions	420/206	479/241
Completion Pct.	49.0	50.3
Had Intercepted	21	22
<b>PUNTS/AVERAGE</b>	<b>64/37.6</b>	<b>71/40.7</b>
<b>PUNT RETURN/AVG</b>	<b>32/13.0</b>	<b>15/16.3</b>
<b>PENALTIES/YARDS</b>	<b>64/659</b>	<b>67/662</b>
<b>FUMBLES/BALLS LOST</b>	<b>24/9</b>	<b>36/20</b>
<b>TOUCHDOWNS</b>	<b>52</b>	<b>41</b>
Rushing	15	9
Passing	29	27
Returns	8	5

Score by Periods	1	2	3	4	OT	Total
Patriots	98	98	118	99	-	413
Opponents	45	109	51	108	-	313

SCORING	TD	Ru	Pa	Rt	PAT	FG	S	TP
Cappelletti	8	0	8	0	48/50	17/32	0	147
Lott	11	5	6	0	0	0	0	66
Colclough	9	0	9	0	0	0	0	54
Garron	6	2	3	1	0	0	0	36
Parilli	5	4	0	1	0	0	0	32
Webb	4	0	0	4	0	0	0	24
Stephens	3	0	2	1	0	0	0	18
Burton	3	2	0	1	0	0	0	18
Johnson	1	0	1	0	0	0	0	6
Moore	1	0	0	1	0	0	0	6
Yewcic	1	1	0	0	0	0	0	6
<b>Patriots</b>	<b>52</b>	<b>15</b>	<b>29</b>	<b>8</b>	<b>48/50</b>	<b>17/32</b>	<b>0</b>	<b>413</b>
<b>Opponents</b>	<b>41</b>	<b>9</b>	<b>27</b>	<b>5</b>	<b>40/40</b>	<b>9/23</b>	<b>0</b>	<b>313</b>

2-pt conv.: Parilli 1-1, Songin 0-1. Patriots 1-2, Opp.: 0-1.

RUSHING	NO	YDS	AVG	LG	TD
Lott	100	461	4.6	38	5
Garron	69	389	5.6	85t	2
Burton	82	260	3.2	43	2
Parilli	38	183	4.8	24	4
Crawford	41	148	3.6	34	0
West	26	90	3.5	31	0
Yewcic	11	51	4.6	13	1
Songin	8	39	4.9	11	0
Colclough	3	37	12.3	16	0
Schwedes	10	14	1.4	5	0
Washington	1	3	3.0	3	0
<b>Patriots</b>	<b>389</b>	<b>1675</b>	<b>4.3</b>	<b>85t</b>	<b>14</b>
<b>Opponents</b>	<b>350</b>	<b>1041</b>	<b>3.0</b>	<b>29</b>	<b>9</b>

RECEIVING	NO	YDS	AVG	LG	TD
Cappelletti	45	768	17.1	53	8
Colclough	42	757	18.0	58t	9
Lott	32	333	10.4	47	6
Garron	24	341	14.2	51t	2
Stephens	19	186	9.8	31	2
Burton	13	115	8.8	45	0
Crawford	9	85	9.4	25	0
Johnson	9	82	9.1	21	1
Yewcic	6	56	9.3	46	0
West	5	42	8.4	18	0
Schwedes	1	21	21.0	21	0
Shonta	1	9	9.0	9	0
<b>Patriots</b>	<b>206</b>	<b>2795</b>	<b>13.6</b>	<b>58t</b>	<b>29</b>
<b>Opponents</b>	<b>241</b>	<b>3490</b>	<b>14.5</b>	<b>75t</b>	<b>27</b>

INTERCEPTIONS	NO	YDS	AVG	LG	TD
Webb	5	153	30.6	59	2
Washington	4	45	11.3	33	0
Addison	4	17	4.3	10	0
Bruney	2	20	10.0	12	0
Robotti	2	18	9.0	11	0
Hall	2	12	6.0	12	0
Beach	1	37	37.0	37	0
Loudd	1	12	12.0	12	0
Shonta	1	12	12.0	12	0
<b>Patriots</b>	<b>22</b>	<b>326</b>	<b>14.8</b>	<b>59</b>	<b>2</b>
<b>Opponents</b>	<b>21</b>	<b>198</b>	<b>9.4</b>	<b>38</b>	<b>1</b>

PUNTING	NO	YDS	AVG	LG	Blk
Yewcic	64	2406	37.6	64	2
<b>Patriots</b>	<b>64</b>	<b>2406</b>	<b>37.6</b>	<b>64</b>	<b>2</b>
<b>Opponents</b>	<b>71</b>	<b>2887</b>	<b>40.7</b>	<b>70</b>	<b>2</b>

**1961 Coaching Staff:** Joe Collier, Defensive Backfield, Mike Holovak, Offensive Backfield, Red Miller, Offensive Line, Jerry Smith, Defensive Line.

**AFL All-Stars (7):** LB Tom Addison (1), DB Fred Bruney (1), WR Gino Cappelletti (1), DE Bob Dee (1), HB Larry Garron (1), DT Jim Hunt (1), G Charlie Leo (1).

PASSING	ATT	CMP	YARDS	CMP%	YDS/ATT	TD	TD%	INT	INT%	LG	SK/YDS	RATING
Songin	212	98	1429	46.2	6.74	14	6.6	9	4.2	58t	--/--	73.0
Parilli	198	104	1314	52.5	6.64	13	6.6	9	4.5	53	--/--	76.5
Yewcic	8	3	25	37.5	3.13	1	12.5	2	25.0	18t	--/--	46.4
Cappelletti	1	1	27	100.0	27.00	1	100.0	0	0.0	27t	--/--	158.3
Burton	1	0	0	0.0	0.00	0	0.0	1	0.0	0	--/--	0.0
<b>Patriots</b>	<b>420</b>	<b>206</b>	<b>2795</b>	<b>49.0</b>	<b>6.65</b>	<b>29</b>	<b>6.9</b>	<b>21</b>	<b>5.0</b>	<b>58t</b>	<b>33/256</b>	<b>72.9</b>
<b>Opponents</b>	<b>479</b>	<b>241</b>	<b>3490</b>	<b>50.3</b>	<b>7.29</b>	<b>27</b>	<b>5.6</b>	<b>22</b>	<b>4.6</b>	<b>75t</b>	<b>44/408</b>	<b>74.0</b>



# 1962 FINAL STATISTICS (9-4-1)

Head Coach: Mike Holovak • Second in AFL East • Home Stadium: Boston University Field

DATE	W/L	SCORE	OPPONENT	ATTENDANCE
9/08	L	28-42	at Dallas Texans	32,000
9/16	W	34-21 *	Houston	32,276
9/21	W	41-16	Denver	21,038
10/06	W	43-14	at N.Y. Titans	14,412
10/12	L	7-27	Dallas Texans	23,874
10/19	W	24-20	San Diego	20,888
10/26	W	26-16	Oakland	12,514
11/03	T	28-28	at Buffalo	33,247
11/11	W	33-29	at Denver	28,187
11/18	L	17-21	at Houston	35,250
11/23	W	21-10	Buffalo	20,021
11/30	W	24-17	N.Y. Titans	20,015
12/09	W	20-14	at San Diego	19,887
12/16	L	0-20	at Oakland	8,000
*Harvard Stadium				

SCORING	TD	Ru	Pa	Rt	PAT	FG	S	TP	PUNT RETURNS	NO	YDS	AVG	LG	TD
Cappelletti	5	0	5	0	38/40	20/37	0	128	Burton	21	122	5.8	22	0
Colclough	10	0	10	0			0	60	Brunej	3	8	2.7	7	0
Burton	7	2	4	1			0	42	Buoniconti	1	8	8.0	8	0
Garron	6	2	3	1			0	36	Hall	1	0	0.0	0	0
Crawford	4	2	2	0			0	26	<b>Patriots</b>	<b>26</b>	<b>138</b>	<b>5.3</b>	<b>22</b>	<b>0</b>
Yewcic	2	2	0	0			0	12	<b>Opponents</b>	<b>11</b>	<b>54</b>	<b>4.9</b>	<b>15</b>	<b>0</b>
Parilli	2	2	0	0			0	12						
Romeo	1	0	1	0			0	6	<b>KICK RETURNS</b>	<b>NO</b>	<b>YDS</b>	<b>AVG</b>	<b>LG</b>	<b>TD</b>
Addison	1	0	0	1			0	6	Garron	24	686	28.6	95t	1
King	1	1	0	0			0	6	Burton	13	238	18.3	42	0
Brunej	1	0	0	1			0	6	King	9	177	19.7	28	0
Hall	1	0	0	1			0	6	Stephens	2	46	23.0	31	0
<b>Patriots</b>	<b>41</b>	<b>11</b>	<b>25</b>	<b>5</b>	<b>38/40</b>	<b>20/37</b>	<b>0</b>	<b>346</b>	Crawford	2	24	12.0	18	0
<b>Opponents</b>	<b>36</b>	<b>14</b>	<b>19</b>	<b>3</b>	<b>32/33</b>	<b>15/26</b>	<b>0</b>	<b>295</b>	Loudd	1	15	15.0	15	0
<b>2-pt conv.:</b> Crawford 1-1. Patriots 1-1. Opp:									Dee	1	14	14.0	14	0
1-3.									Jacobs	1	0	0.0	0	0
									<b>Patriots</b>	<b>53</b>	<b>1200</b>	<b>22.6</b>	<b>95t</b>	<b>1</b>
									<b>Opponents</b>	<b>64</b>	<b>1697</b>	<b>26.5</b>	<b>93t</b>	<b>1</b>

## Team Statistics

	PATS	OPP
<b>TOTAL FIRST DOWNS</b>	<b>230</b>	<b>220</b>
By Rushing	100	68
By Passing	114	136
By Penalty	16	16
<b>TOTAL NET YARDS</b>	<b>4736</b>	<b>4534</b>
Avg. per Game	338.3	323.9
Total Offensive Plays	943	982
Avg. per Play	5.0	4.6
<b>NET YARDS RUSHING</b>	<b>1970</b>	<b>1426</b>
Total Rushing Plays	432	393
Avg. per Rush	4.6	3.6
Avg. per Game	140.7	101.9
<b>NET YARDS PASSING</b>	<b>2766</b>	<b>3108</b>
Avg. per Game	197.6	222.0
Sacked/Yards Lost	23/164	34/327
Gross Yards Passing	2930	3435
Att./Completions	382/195	450/216
Completion Pct.	51.0	48.0
Had Intercepted	13	25
<b>PUNTS/AVERAGE</b>	<b>69/38.5</b>	<b>79/38.5</b>
<b>PUNT RETURNS/AVG</b>	<b>26/5.3</b>	<b>11/4.9</b>
<b>PENALTIES/YARDS</b>	<b>52/456</b>	<b>62/554</b>
<b>FUMBLES/BALLS LOST</b>	<b>37/20</b>	<b>26/10</b>
<b>TOUCHDOWNS</b>	<b>41</b>	<b>36</b>
Rushing	11	14
Passing	25	19
Returns	5	3
<b>Score by Periods</b>	<b>1 2 3 4 OT Total</b>	
<b>Patriots</b>	<b>50 116 78 102</b>	<b>- 346</b>
<b>Opponents</b>	<b>65 104 55 71</b>	<b>- 295</b>

RUSHING	NO	YDS	AVG	LG	TD
Burton	134	548	4.1	59	2
Crawford	139	459	3.3	22	2
Garron	67	392	5.9	41t	2
Yewcic	33	215	6.5	27t	2
<b>Patriots</b>	<b>28</b>	<b>169</b>	<b>6.0</b>	<b>33t</b>	<b>2</b>
King	21	144	6.9	71t	1
Lott	8	34	4.3	11	0
Colclough	1	14	14.0	14	0
Cappelletti	1	-5	-5.0	-5	0
<b>Patriots</b>	<b>432</b>	<b>1970</b>	<b>4.6</b>	<b>71t</b>	<b>11</b>
<b>Opponents</b>	<b>393</b>	<b>1426</b>	<b>3.6</b>	<b>63t</b>	<b>14</b>
RECEIVING	NO	YDS	AVG	LG	TD
Colclough	40	868	21.7	78t	10
Burton	40	461	11.5	69t	4
Romeo	34	608	17.8	62	1
Cappelletti	34	479	14.0	40	5
Crawford	22	224	10.1	44	2
Garron	18	236	8.4	63t	3
King	5	42	8.4	33	0
Webb	1	11	11.0	11	0
Lott	1	1	1.0	1	0
<b>Patriots</b>	<b>195</b>	<b>2930</b>	<b>15.0</b>	<b>78t</b>	<b>25</b>
<b>Opponents</b>	<b>216</b>	<b>3435</b>	<b>15.9</b>	<b>97t</b>	<b>19</b>

INTERCEPTIONS	NO	YDS	AVG	LG	TD
O'Hanley	5	83	16.6	28	0
Felt	5	73	14.6	22	0
Addison	5	42	8.4	16	1
Hall	3	94	31.3	47t	1
Brunej	3	70	23.3	33t	1
Buoniconti	2	3	1.5	3	0
Shonta	2	0	0.0	0	0
<b>Patriots</b>	<b>25</b>	<b>365</b>	<b>14.6</b>	<b>47</b>	<b>3</b>
<b>Opponents</b>	<b>13</b>	<b>55</b>	<b>4.2</b>	<b>15</b>	<b>1</b>

PUNTING	NO	YDS	AVG	LG	BLK
Yewcic	69	2654	38.5	56	1
<b>Patriots</b>	<b>69</b>	<b>2654</b>	<b>38.5</b>	<b>56</b>	<b>1</b>
<b>Opponents</b>	<b>79</b>	<b>3040</b>	<b>38.5</b>	<b>75</b>	<b>0</b>

**Sacks:** Eisenhauer 5.5, Addison 5.0, Dee 4.0, Richardson 3.0, Rudolph 3.0, Klein 1.5, Brunej 1.0, Buoniconti 1.0, Team 4.0.

FIELD GOALS	1-19	20-29	30-39	40-49	50+
Cappelletti	7-9	5-9	7-11	1-6	0-0
<b>Patriots</b>	<b>7-9</b>	<b>5-9</b>	<b>7-11</b>	<b>1-6</b>	<b>0-0</b>
<b>Opponents</b>	<b>5-7</b>	<b>3-5</b>	<b>3-5</b>	<b>4-9</b>	<b>0-0</b>

**Cappelletti:** (46B) (16N,46G,20G) (28G,33G) (28G,12G,38G) (44N,47N) (13G,31N) (25G,17G,31G,11G) (38N) (35G,37G,18G,14N, 39G) (30N,26G, 20N,26N) (25N) (32G) (29N,18G, 43B, 9G) (37N,44N,32N,26N).

**Opponents:** () (49N,10N) (37B,18G) () (33G, 26N,24G) (43G,27G) (19G,27N) (14N,46N) (39N,16G,19G,46G,45N) () (36G) (47N,47N,37G) (42G,42G) (19G,21G).

**Editors Note:** Due to insufficient data, the starting line-ups from 1960-67 are incomplete.

**1962 Coaching Staff:** Fred Brunej, Defensive Backfield, Marion Campbell, Defensive Line, Art Spinney, Offensive Line.

**AFL All-Stars (6):** LB Tom Addison (2), DB Fred Brunej (2), DE Larry Eisenhauer (1), WR Jim Colclough (1), DB Dick Felt (1), T Charlie Long (1).

PASSING	ATT	CMP	YARDS	CMP%	YDS/ATT	TD	TD%	INT	INT%	LG	SK/YDS	RATING
Parilli	252	140	1988	55.3	7.86	18	7.1	8	3.2	67t	--/--	91.8
Yewcic	126	54	903	42.9	7.17	7	5.6	5	4.0	78t	--/--	69.6
Garron	3	1	39	33.3	13.00	0	0.0	0	0.0	39	--/--	81.9
<b>Patriots</b>	<b>382</b>	<b>195</b>	<b>2930</b>	<b>51.0</b>	<b>7.67</b>	<b>25</b>	<b>6.5</b>	<b>13</b>	<b>3.4</b>	<b>78t</b>	<b>23/164</b>	<b>84.2</b>
<b>Opponents</b>	<b>450</b>	<b>216</b>	<b>3435</b>	<b>48.0</b>	<b>7.63</b>	<b>19</b>	<b>4.2</b>	<b>25</b>	<b>5.6</b>	<b>97t</b>	<b>34/327</b>	<b>64.8</b>

# 1963 FINAL STATISTICS (7-6-1)

Head Coach: Mike Holovak • First in AFL East • Home Stadium: Fenway Park

DATE	W/L SCORE	OPPONENT	ATTENDANCE
9/08	W 38-14 *	N.Y. Jets	24,120
9/14	L 13-17 at	San Diego	26,097
9/22	W 20-14 at	Oakland	17,131
9/29	L 10-14 at	Denver	18,636
10/05	L 24-31 at	N.Y. Jets	16,769
10/11	W 20-14	Oakland	26,494
10/18	W 40-21	Denver	25,418
10/26	L 21-28 at	Buffalo	29,243
11/01	W 45-3	Houston	31,185
11/10	L 6-7	San Diego	28,402
11/17	T 24-24	Kansas City	17,20
12/01	W 17-7	Buffalo	16,981
12/08	W 46-28 at	Houston	23,462
12/14	L 3-35 at	Kansas City	12,598
<b>AFL Playoffs</b>			
12/28	W 26-8 at	Buffalo	33,044
1/05	L 10-51 at	San Diego	30,127

\* Boston College Alumni Stadium

## Team Statistics

	PATS	OPP
<b>TOTAL FIRST DOWNS</b>	<b>227</b>	<b>222</b>
By Rushing	92	59
By Passing	115	144
By Penalty	20	19
<b>TOTAL NET YARDS</b>	<b>4201</b>	<b>3834</b>
Avg. per Game	300.1	273.9
Total Offensive Plays	874	842
Avg. per Play	4.8	4.6
<b>NET YARDS RUSHING</b>	<b>1618</b>	<b>1107</b>
Total Rushing Plays	437	310
Avg. per Rush	3.7	3.6
Avg. per Game	115.6	79.1
<b>NET YARDS PASSING</b>	<b>2583</b>	<b>2727</b>
Avg. per Game	184.5	194.8
Sacked/Yards Lost	27/233	56/526
Gross Yards Passing	2816	3253
Att./Completions	410/184	476/230
Completion Pct.	44.9	48.3
Had Intercepted	29	29
<b>PUNTS/AVERAGE</b>	<b>75/38.4</b>	<b>88/39.9</b>
<b>PUNT RETURNS/AVG</b>	<b>40/9.3</b>	<b>25/13.0</b>
<b>PENALTIES/YARDS</b>	<b>64/614</b>	<b>62/1583</b>
<b>FUMBLES/BALLS LOST</b>	<b>29/12</b>	<b>27/13</b>
<b>TOUCHDOWNS</b>	<b>37</b>	<b>35</b>
Rushing	16	12
Passing	17	21
Returns	4	2

Score by Periods	1	2	3	4	OT	Total
Patriots	60	97	72	98	-	327
Opponents	56	69	59	73	-	257

SCORING	TD	Ru	Pa	Rt	PAT	FG	S	TP
Cappelletti	2	0	2	0	35/36	22/38	0	113
Graham	5	0	5	0	0	0	0	30
Crump	5	5	0	0	0	0	0	30
Parilli	5	5	0	0	0	0	0	30
Garron	4	2	2	0	0	0	0	24
Colclough	3	0	3	0	0	0	0	18
Lott	3	2	1	0	0	0	0	18
Romeo	3	0	3	0	0	0	0	18
Suci	2	0	0	2	0	0	0	12
Buoniconti	1	0	0	1	0	0	0	6
Crawford	1	1	0	0	0	0	0	6
Yewcic	1	1	0	0	0	0	0	6
Neumann	1	0	1	0	0	0	0	6
Hunt	1	0	0	1	0	0	0	6
Rudolph	0	0	0	0	0	1	2	0
TEAM	0	0	0	0	0	1	2	0
<b>Patriots</b>	<b>37</b>	<b>16</b>	<b>17</b>	<b>4</b>	<b>35/36</b>	<b>22/38</b>	<b>2</b>	<b>327</b>
<b>Opponents</b>	<b>35</b>	<b>12</b>	<b>21</b>	<b>2</b>	<b>35/35</b>	<b>4/21</b>	<b>0</b>	<b>257</b>

2-pt conv.: Crawford 0-1, Patriots 0-1, Opp.: 0-0.

RUSHING	NO	YDS	AVG	LG	TD
Garron	179	750	4.1	47	2
Crawford	71	233	3.3	19	1
Yewcic	22	161	7.3	46	1
Neumann	44	148	3.4	17	0
Parilli	36	126	3.5	19	5
Crump	49	120	2.5	21	5
Lott	35	78	2.2	7	2
Cappelletti	1	2	2.0	2	0
<b>Patriots</b>	<b>437</b>	<b>1618</b>	<b>3.7</b>	<b>47</b>	<b>16</b>
<b>Opponents</b>	<b>310</b>	<b>1107</b>	<b>3.6</b>	<b>68</b>	<b>12</b>

RECEIVING	NO	YDS	AVG	LG	TD
Colclough	42	693	16.5	56	3
Cappelletti	34	493	14.5	38	2
Romeo	32	418	13.1	38	3
Garron	26	418	16.0	76	2
Graham	21	550	26.1	77	5
Crawford	10	89	8.9	28	0
Neumann	10	48	4.8	16	1
Crump	6	46	7.7	12	0
Lott	3	61	20.3	55	1
<b>Patriots</b>	<b>184</b>	<b>2816</b>	<b>15.3</b>	<b>77</b>	<b>17</b>
<b>Opponents</b>	<b>230</b>	<b>3253</b>	<b>14.1</b>	<b>74</b>	<b>21</b>

INTERCEPTIONS	NO	YDS	AVG	LG	TD
Suci	7	277	39.6	98	2
Addison	4	27	6.7	17	0
Felt	3	81	27.0	35	0
O'Hanley	3	79	26.3	61	0
Buoniconti	3	42	14.0	26	0
Hall	3	24	8.0	14	0
Shonta	3	15	5.0	12	0
Hunt	1	78	78.0	78	1
Stephens	1	22	22.0	22	0
Eisenhauer	1	0	0.0	0	0
<b>Patriots</b>	<b>29</b>	<b>645</b>	<b>22.2</b>	<b>98</b>	<b>3</b>
<b>Opponents</b>	<b>29</b>	<b>353</b>	<b>12.2</b>	<b>62</b>	<b>1</b>

PUNTING	NO	YDS	AVG	LG	BLK
Yewcic	75	2880	38.4	65	2
<b>Patriots</b>	<b>75</b>	<b>2880</b>	<b>38.4</b>	<b>65</b>	<b>2</b>
<b>Opponents</b>	<b>88</b>	<b>3515</b>	<b>39.9</b>	<b>68</b>	<b>1</b>

PUNT RETURNS	NO	YDS	AVG	LG	TD
Suci	25	233	9.3	22	0
Stephens	14	117	8.3	26	0
Garron	1	23	23.0	23	0
<b>Patriots</b>	<b>40</b>	<b>373</b>	<b>9.3</b>	<b>26</b>	<b>0</b>
<b>Opponents</b>	<b>25</b>	<b>325</b>	<b>13.0</b>	<b>61</b>	<b>0</b>

KICK RETURNS	NO	YDS	AVG	LG	TD
Garron	28	693	24.7	58	0
Suci	17	360	21.1	35	0
Crump	3	33	11.0	14	0
Watson	1	9	9.0	9	0
Yates	1	0	0.0	0	0
<b>Patriots</b>	<b>50</b>	<b>1095</b>	<b>21.9</b>	<b>58</b>	<b>0</b>
<b>Opponents</b>	<b>68</b>	<b>1587</b>	<b>23.3</b>	<b>47</b>	<b>0</b>

**Sacks:** Eisenhauer 9.0, Dee 7.0, Buoniconti 6.5, Rudolph 6.0, Antwine 4.0, Addison 2.5, Hall 2.0, Richardson 1.0, Team 8.0.

FIELD GOALS	1-19	20-29	30-39	40-49	50+
Cappelletti	2-3	3-4	12-16	5-14	0-1
<b>Patriots</b>	<b>2-3</b>	<b>3-4</b>	<b>12-16</b>	<b>5-14</b>	<b>0-1</b>
<b>Opponents</b>	<b>0-1</b>	<b>1-2</b>	<b>2-9</b>	<b>1-8</b>	<b>0-1</b>

**Cappelletti:** (47N,31G,44N) (35G,9N,36G) (46G,47G) (49N,18G) (45N,22G) (37G,32G) (24G,34G,42G,32G) (23B) (48N,40N,37N,37G) (38N,36G,25G,37N,55N) (32G,40N,43N) (41N,43G) (33G,38N,32G,44G) (14G).

**Opponents:** (39N) (30N,31G) () (43N, 38N, 52N) (36G,38N) () (40N,42B) (46G) (12N, 48N) (36N,27G,25N,45N) (37N) () (41N,37N, 49N).

**Editors Note:** Due to insufficient data, the starting line-ups from 1960-67 are incomplete.

**1963 Coaching Staff:** Fred Bruney, Defensive Backfield, Marion Campbell, Defensive Line, Art Spinney, Offensive Line.

**AFL All-Stars (11):** LB Tom Addison (3), DT Houston Antwine (1), LB Nick Buoniconti (1), WR/K Gino Cappelletti (2), DE Bob Dee (2), DE Larry Eisenhauer (2), RB Larry Garron (2), DB Ron Hall (1), G Charlie Long (2), G Billy Neighbors (1), QB Babe Parilli (1).

PASSING	ATT	CMP	YARDS	CMP%	YDS/ATT	TD	TD%	INT	INT%	LG	SK/YDS	RATING
Parilli	337	153	2345	45.4	6.96	13	3.9	24	7.1	77	--/--	52.1
Yewcic	70	29	444	41.4	6.34	4	5.7	5	7.1	57	--/--	52.3
Crawford	2	2	27	100.0	13.5	0	0.0	0	0.0	15	--/--	118.8
Garron	1	0	0	0.0	0.0	0	0.0	0	0.0	0	--/--	39.6
<b>Patriots</b>	<b>410</b>	<b>184</b>	<b>2816</b>	<b>44.9</b>	<b>6.87</b>	<b>17</b>	<b>4.1</b>	<b>29</b>	<b>7.1</b>	<b>77</b>	<b>66/626</b>	<b>52.5</b>
<b>Opponents</b>	<b>476</b>	<b>230</b>	<b>3253</b>	<b>48.3</b>	<b>6.83</b>	<b>21</b>	<b>4.4</b>	<b>29</b>	<b>6.1</b>	<b>74</b>	<b>56/526</b>	<b>60.2</b>

# 1964 FINAL STATISTICS (10-3-1)

Head Coach: Mike Holovak • Second in AFL East • Home Stadium: Fenway Park

DATE	W/L	SCORE	OPPONENT	ATTENDANCE
9/13	W	17-14	at Oakland	21,126
9/20	W	33-28	at San Diego	20,568
9/27	W	26-10	N.Y. Jets	22,716
10/04	W	39-10	at Denver	15,485
10/09	L	17-26	San Diego	35,096
10/16	T	43-43	Oakland	23,279
10/23	W	24-7	Kansas City	27,400
10/31	L	14-35	at N.Y. Jets	45,003
11/06	W	25-24	Houston	28,161
11/15	W	36-28	at Buffalo	42,308
11/20	W	12-7	Denver	24,979
11/29	W	34-17	at Houston	17,560
12/06	W	31-24	at Kansas City	13,166
12/20	L	14-24	Buffalo	38,021

## Team Statistics

	PATS	OPP				
<b>TOTAL FIRST DOWNS</b>	<b>226</b>	<b>243</b>				
By Rushing	66	63				
By Passing	144	165				
By Penalty	16	15				
<b>TOTAL NET YARDS</b>	<b>4527</b>	<b>4360</b>				
Avg. per Game	323.4	311.4				
Total Offensive Plays	856	933				
Avg. per Play	5.1	4.7				
<b>NET YARDS RUSHING</b>	<b>1361</b>	<b>1143</b>				
Total Rushing Plays	381	356				
Avg. per Rush	3.6	3.2				
Avg. per Game	97.2	81.6				
<b>NET YARDS PASSING</b>	<b>3166</b>	<b>3217</b>				
Avg. per Game	226.1	229.8				
Sacked/Yards Lost	29/301	47/428				
Gross Yards Passing	3467	3645				
Att./Completions	476/229	530/261				
Completion Pct.	48.1	49.2				
Had Intercepted	27	31				
<b>PUNTS/AVERAGE</b>	<b>78/38.0</b>	<b>82/41.5</b>				
<b>PUNT RETURNS/AVG</b>	<b>38/7.3</b>	<b>24/7.7</b>				
<b>PENALTIES/YARDS</b>	<b>53/467</b>	<b>84/744</b>				
<b>FUMBLES/BALLS LOST</b>	<b>23/12</b>	<b>33/16</b>				
<b>TOUCHDOWNS</b>	<b>41</b>	<b>36</b>				
Rushing	9	10				
Passing	31	23				
Returns	1	3				
<b>Score by Periods</b>	<b>1</b>	<b>2</b>	<b>3</b>	<b>4</b>	<b>OT</b>	<b>Total</b>
Patriots	61	84	98	122	-	365
Opponents	65	81	69	82	-	297

SCORING	TD	Ru	Pa	Rt	PAT	FG	S	TP
Cappelletti	7	0	7	0	36/36	25/39	0	155
Garron	9	2	7	0	0	0	0	54
Graham	6	0	6	0	0	0	0	36
Colclough	5	0	5	0	0	0	0	34
Burton	5	3	2	0	0	0	0	30
Romeo	4	0	4	0	0	0	0	24
Garrett	2	2	0	0	0	0	0	12
Parilli	2	2	0	0	0	0	0	12
O'Hanley	1	0	0	1	0	0	0	6
Rudolph	0	0	0	0	0	1	2	6
<b>Patriots</b>	<b>41</b>	<b>9</b>	<b>31</b>	<b>1</b>	<b>36/36</b>	<b>25/39</b>	<b>1</b>	<b>365</b>
<b>Opponents</b>	<b>36</b>	<b>10</b>	<b>23</b>	<b>3</b>	<b>32/33</b>	<b>14/30</b>	<b>0</b>	<b>297</b>

2-pt conv.: Cappelletti 1-1, Colclough 2-2, Parilli 0-2. Patriots 3-5, Opp.: 2-3.

RUSHING	NO	YDS	AVG	LG	TD
Garron	183	585	3.2	16	2
Burton	102	340	3.3	33	3
Garrett	56	259	4.6	58	2
Parilli	34	168	4.9	32	2
Cappelletti	1	7	7.0	7	0
Yewcic	5	2	0.4	2	0
<b>Patriots</b>	<b>381</b>	<b>1361</b>	<b>3.6</b>	<b>58</b>	<b>9</b>
<b>Opponents</b>	<b>356</b>	<b>1143</b>	<b>3.2</b>	<b>71</b>	<b>10</b>

RECEIVING	NO	YDS	AVG	LG	TD
Cappelletti	49	865	17.7	58t	7
Graham	45	720	16.0	80t	6
Garron	40	350	8.8	52t	7
Colclough	32	657	20.5	59t	5
Burton	27	306	11.3	59t	2
Romeo	26	445	17.1	38	4
Garrett	8	101	12.6	57	0
Snyder	1	12	12.0	12	0
Crawford	1	11	11.0	11	0
<b>Patriots</b>	<b>229</b>	<b>3467</b>	<b>15.1</b>	<b>80t</b>	<b>31</b>
<b>Opponents</b>	<b>261</b>	<b>3645</b>	<b>14.0</b>	<b>80t</b>	<b>23</b>

INTERCEPTIONS	NO	YDS	AVG	LG	TD
Hall	11	148	13.5	50	0
Webb	6	43	7.2	25	0
Buoniconti	5	75	15.0	26	0
O'Hanley	3	120	40.0	47	1
Felt	2	10	5.0	8	0
Addison	2	4	2.0	4	0
Shonta	1	21	21.0	21	0
Dukes	1	6	6.0	6	0
<b>Patriots</b>	<b>31</b>	<b>427</b>	<b>13.8</b>	<b>50</b>	<b>1</b>
<b>Opponents</b>	<b>27</b>	<b>485</b>	<b>18.0</b>	<b>70</b>	<b>1</b>

PUNTING	NO	YDS	AVG	LG	BLK
Yewcic	73	2787	38.7	63	1
Parilli	5	180	36.0	45	0
<b>Patriots</b>	<b>78</b>	<b>2967</b>	<b>38.0</b>	<b>63</b>	<b>1</b>
<b>Opponents</b>	<b>82</b>	<b>3401</b>	<b>41.5</b>	<b>67</b>	<b>1</b>

PUNT RETURNS	NO	YDS	AVG	LG	TD
Burton	11	78	7.1	19	0
Cloutier	20	136	6.8	40	0
Stephens	5	34	6.8	11	0
Garrett	2	28	14.0	28	0
<b>Patriots</b>	<b>38</b>	<b>276</b>	<b>7.3</b>	<b>40</b>	<b>0</b>
<b>Opponents</b>	<b>24</b>	<b>185</b>	<b>7.7</b>	<b>52</b>	<b>0</b>

KICK RETURNS	NO	YDS	AVG	LG	TD
Garrett	32	749	23.4	42	0
Garron	10	198	19.8	31	0
Burton	7	131	18.7	27	0
Dukes	2	33	16.5	17	0
Stephens	2	5	2.5	5	0
Cloutier	1	46	46.0	46	0
Romeo	1	5	5.0	5	0
Oakes	1	0	0.0	0	0
Watson	1	0	0.0	0	0
Yates	1	0	0.0	0	0
<b>Patriots</b>	<b>58</b>	<b>1167</b>	<b>20.1</b>	<b>46</b>	<b>0</b>
<b>Opponents</b>	<b>70</b>	<b>1637</b>	<b>23.4</b>	<b>93t</b>	<b>1</b>

**Sacks:** Eisenhauer 7.5, Antwine 5.5, Buoniconti 4.5, Dee 3.5, St. Jean 3.0, Hunt 2.5, Richardson 2.5, Rudolph 2.5, Dukes 2.0, O'Hanley 1.0, Shonta 1.0, Team 2.0.

FIELD GOALS	1-19	20-29	30-39	40-49	50+
Cappelletti	6-6	5-6	5-9	8-16	1-2
<b>Patriots</b>	<b>6-6</b>	<b>5-6</b>	<b>5-9</b>	<b>8-16</b>	<b>1-2</b>
<b>Opponents</b>	<b>5-6</b>	<b>0-2</b>	<b>5-8</b>	<b>4-13</b>	<b>0-1</b>

**Cappelletti:** (47N,46N,48G) (41G,57N, 45N, 26N,32G,37G,37G) (47G,26G, 49N,41G,42G, 44N) (11G,30G,16G, 47G,14G,17G) (48G) (41N,31N) (25G) (30N) (25G,33G,22G,41G) () (35N,51G) (35N,28G,15G,45N) (12G) (46N).

**Opponents:** (47N,48N) (26N,30G,12G) (40G, 47N) (32G) (54N,16G,17G) (41G, 33N,37G, 9B,38G) (43G) () (46N,23N, 10G) (41G,33G, 35N) (46N,39N) (49N,49G,41N) (42G) (12N).

**Editors Note:** Due to insufficient data, the starting line-ups from 1960-67 are incomplete.

**1964 Coaching Staff:** Art Spinney, Offensive Line, Carl Taseff, Defensive Backs, Chuck Weber, Defensive Line/Backfield.

**AFL All-Stars (9):** LB Tom Addison (4), DT Houston Antwine (2), LB Nick Buoniconti (2), WR/K Gino Cappelletti (3), DE Bob Dee (3), DE Larry Eisenhauer (3), RB Larry Garron (3), C Jon Morris (1), QB Babe Parilli (2).

PASSING	ATT	CMP	YARDS	CMP%	YDS/ATT	TD	TD%	INT	INT%	LG	SK/YDS	RATING
Parilli	473	228	3465	48.2	7.33	31	6.6	27	5.7	80t	27/279	70.8
Garron	2	0	0	0.0	0.0	0	0.0	0	0.0	0	0/0	39.6
Yewcic	1	1	2	100.0	2.0	0	0.0	0	0.0	2	0/0	79.2
Cappelletti	0	0	0	0.0	0.0	0	0.0	0	0.0	0	1/11	--
<b>Patriots</b>	<b>476</b>	<b>229</b>	<b>3467</b>	<b>48.1</b>	<b>7.28</b>	<b>31</b>	<b>6.5</b>	<b>27</b>	<b>5.7</b>	<b>80t</b>	<b>29/301</b>	<b>70.6</b>
<b>Opponents</b>	<b>530</b>	<b>261</b>	<b>3645</b>	<b>49.2</b>	<b>6.88</b>	<b>23</b>	<b>4.3</b>	<b>31</b>	<b>5.8</b>	<b>80t</b>	<b>47/428</b>	<b>61.9</b>

# 1965 FINAL STATISTICS (4-8-2)

Head Coach: Mike Holovak • Third in AFL East • Home Stadium: Fenway Park

DATE	W/L	SCORE	OPPONENT	ATTENDANCE
9/11	L	7-24	at Buffalo	45,502
9/19	L	10-31	at Houston	32,445
9/24	L	10-27	Denver	26,782
10/03	L	17-27	at Kansas City	26,773
10/08	L	10-24	Oakland	24,824
10/17	T	13-13	San Diego	20,924
10/24	L	21-30	at Oakland	20,858
10/31	W	22-6	at San Diego	33,366
11/07	L	7-23	Buffalo	24,415
11/14	L	20-30	N.Y. Jets	18,589
11/21	T	10-10	Kansas City	13,056
11/28	W	27-23	at N.Y. Jets	59,334
12/12	W	28-20	at Denver	27,207
12/18	W	42-14	Houston	14,508

## Team Statistics

	PATS	OPP
<b>TOTAL FIRST DOWNS</b>	<b>214</b>	<b>232</b>
By Rushing	55	92
By Passing	130	127
By Penalty	29	13
<b>TOTAL NET YARDS</b>	<b>3624</b>	<b>4131</b>
Avg. per Game	258.9	295.1
Total Offensive Plays	883	886
Avg. per Play	4.1	4.7
<b>NET YARDS RUSHING</b>	<b>1117</b>	<b>1531</b>
Total Rushing Plays	373	425
Avg. per Rush	3.0	3.6
Avg. per Game	79.8	109.4
<b>NET YARDS PASSING</b>	<b>2507</b>	<b>2600</b>
Avg. per Game	179.1	185.7
Sacks/Yards Lost	37/347	30/291
Gross Yards Passing	2854	2891
Att./Completions	473/193	431/206
Completion Pct.	40.8	47.8
Had Intercepted	29	21
<b>PUNTS/AVERAGE</b>	<b>82/40.1</b>	<b>78/42.1</b>
<b>PENALTIES/YARDS</b>	<b>58/537</b>	<b>72/658</b>
<b>FUMBLES/BALLS LOST</b>	<b>24/12</b>	<b>24/9</b>
<b>TOUCHDOWNS</b>	<b>27</b>	<b>34</b>
Rushing	8	10
Passing	19	17
Returns	0	7
<b>Score by Periods</b>	<b>1 2 3 4 OT Total</b>	<b>1 2 3 4 OT Total</b>
Patriots	39 98 46 61 -	244
Opponents	60 87 62 93 -	302

SCORING	TD	Ru	Pa	Rt	PAT	FG	S	TP
Cappelletti	9	0	0	0	27/27	17/27	0	132
Nance	5	5	0	0			0	30
Burton	3	1	2	0			0	18
Colclough	3	0	3	0			0	18
Garrett	3	1	2	0			0	18
Romeo	2	0	2	0			0	12
Garron	2	1	0	0			0	12
Cunningham	0	0	0	0			1	2
Team	0	0	0	0			1	2
<b>Patriots</b>	<b>27</b>	<b>8</b>	<b>19</b>	<b>0</b>	<b>27/27</b>	<b>17/27</b>	<b>2</b>	<b>244</b>
<b>Opponent</b>	<b>34</b>	<b>10</b>	<b>17</b>	<b>7</b>	<b>28/28</b>	<b>22/40</b>	<b>0</b>	<b>302</b>
2-pt conv: Patriots 0-0; Opp. 2-6 (1-4 pass; 1-2 run)								

RUSHING	NO	YDS	AVG	LG	TD
Nance	111	321	2.9	20	5
Garron	74	259	3.5	59	1
Parilli	50	200	4.0	17	0
Garrett	42	147	3.5	26	1
Burton	45	108	2.4	22	1
Bellino	24	49	2.0	10	0
Johnson	19	29	1.5	9	0
Wilson	8	4	0.5	17	0
<b>Patriots</b>	<b>373</b>	<b>1117</b>	<b>3.0</b>	<b>59</b>	<b>8</b>
<b>Opponents</b>	<b>425</b>	<b>1531</b>	<b>3.6</b>	<b>63t</b>	<b>10</b>

RECEIVING	NO	YDS	AVG	LG	TD
Colclough	40	677	16.9	41	3
Cappelletti	37	680	18.4	57t	9
Graham	25	316	12.6	33	0
Whalen	22	381	17.3	67	0
Garron	15	222	14.8	52	1
Romeo	15	203	13.5	36	2
Nance	12	83	6.9	22	0
Burton	10	127	12.7	73t	2
Garrett	7	49	7.0	15	2
Bellino	5	74	14.8	20	0
Johnson	4	29	7.3	23	0
Yewcic	1	13	13.0	13	0
<b>Patriots</b>	<b>193</b>	<b>2854</b>	<b>14.8</b>	<b>73t</b>	<b>19</b>
<b>Opponents</b>	<b>206</b>	<b>2891</b>	<b>14.0</b>	<b>85t</b>	<b>17</b>

INTERCEPTIONS	NO	YDS	AVG	LG	TD
Hall	3	35	11.7	29	0
Buoniconti	3	31	10.3	26	0
Shonta	2	46	23.0	27	0
Webb	2	45	22.5	45	0
Cunningham	2	16	8.0	10	0
Hennessey	2	14	7.0	14	0
Graves	2	0	0.0	0	0
Farmer	1	16	16.0	16	0
Addison	1	13	13.0	13	0
Dukes	1	10	10.0	10	0
O'Hanley	1	5	5.0	5	0
Antwine	1	2	2.0	2	0
<b>Patriots</b>	<b>21</b>	<b>233</b>	<b>11.1</b>	<b>45</b>	<b>0</b>
<b>Opponents</b>	<b>29</b>	<b>365</b>	<b>12.6</b>	<b>38t</b>	<b>4</b>

PUNTING	NO	YDS	AVG	LG	BLK
Yewcic	76	3094	40.7	70	2
Wilson	6	194	36.0	49	1
<b>Patriots</b>	<b>82</b>	<b>3288</b>	<b>40.1</b>	<b>70</b>	<b>3</b>
<b>Opponents</b>	<b>78</b>	<b>3281</b>	<b>42.1</b>	<b>64</b>	<b>0</b>

PUNT RETURNS	NO	FC	YDS	AVG	LG	TD
Burton	15	0	61	4.1	12	0
Cunningham	5	0	35	7.0	13	0
Hennessey	5	0	21	4.2	9	0
Garrett	1	0	19	19.0	19	0
Nance	1	0	16	16.0	16	0
<b>Patriots</b>	<b>27</b>	<b>0</b>	<b>152</b>	<b>5.6</b>	<b>19</b>	<b>0</b>
<b>Opponents</b>	<b>33</b>	<b>0</b>	<b>232</b>	<b>7.0</b>	<b>41</b>	<b>0</b>

**Sacks:** Eisenhauer 9.5, Antwine 3.5, Hunt 3.0, Buoniconti 2.0, Pyne 2.0, St. Jean 2.0, Addison 1.0, Hall 1.0, Dukes 0.5, Long 0.5, Team 2.0.

FIELD GOALS	1-19	20-29	30-39	40-49	50+
Cappelletti	5/5	4/7	7/11	0/2	1/2
<b>Patriots</b>	<b>5/5</b>	<b>4/7</b>	<b>7/11</b>	<b>0/2</b>	<b>1/2</b>
<b>Opponents</b>	<b>11/11</b>	<b>3/5</b>	<b>5/14</b>	<b>3/8</b>	<b>0/2</b>

**Cappelletti:** (47n) (33G,38n,25b) (16G) (18G) (13G) (21G,26b,22G) (-) (36n,30G, 33G) (29n) (35n,30G,40G,42n) (17G) (33G,53G) (-) (36n,20G,50n,10G, 24G, 31G).

**Opponents:** (34n,36G,30b) (36n,36b, 45G) (30G,18G) (14G,48G,43n,51n,36n) (47n,39n, 38G,37n) (40G,42n,10G) (22G, 34n,19G,9G) (49n,42n) (28G,16G,32G) (16G,19G,14G) (50n,32G,37n) (25n,14G, 13G,26G)(27b) (-).

**Editors Note:** Due to insufficient data, the starting line-ups from 1960-67 are incomplete.

**1965 Coaching Staff:** Jesse Richardson, Defensive Line, Art Spinney, Offensive Line, Chuck Weber, Defensive Line/ Backfield.

**AFL All-Stars (4):** DT Houston Antwine (3), LB Nick Buoniconti (3), DE Bob Dee (4), C Jon Morris (2).

PASSING	ATT	CMP	YARDS	CMP%	YDS/ATT	TD	TD%	INT	INT%	LG	SK/YDS	RATING
Parilli	426	173	2597	40.6	6.10	18	4.2	26	6.1	73t	--/--	50.0
Wilson	46	20	257	43.5	5.59	1	2.2	3	6.5	30	--/--	41.7
Yewcic	1	0	0	0.0	0.00	0	0.0	0	0.0	0	--/--	39.6
<b>Patriots</b>	<b>473</b>	<b>193</b>	<b>2854</b>	<b>40.8</b>	<b>6.03</b>	<b>19</b>	<b>4.0</b>	<b>29</b>	<b>6.1</b>	<b>73t</b>	<b>37/347</b>	<b>49.1</b>
<b>Opponents</b>	<b>431</b>	<b>206</b>	<b>2891</b>	<b>47.8</b>	<b>6.71</b>	<b>17</b>	<b>3.9</b>	<b>21</b>	<b>4.9</b>	<b>85t</b>	<b>30/291</b>	<b>62.7</b>

# 1966 FINAL STATISTICS (8-4-2)

Head Coach: Mike Holovak • Second in AFL East • Home Stadium: Fenway Park

DATE	W/L	SCORE	OPPONENT	ATTENDANCE
9/10	L	0-24	at San Diego	29,539
9/18	W	24-10	at Denver	25,337
9/25	L	24-43	Kansas City	22,641
10/02	T	24-24	N.Y. Jets	27,255
10/08	W	20-10	at Buffalo	45,542
10/23	W	35-17	San Diego	32,371
10/30	W	24-21	Oakland	26,941
11/06	L	10-17	Denver	18,154
11/13	W	27-21	Houston	23,426
11/20	T	27-27	at Kansas City	41,475
11/27	W	20-14	at Miami	22,754
12/04	W	14-3	Buffalo	39,350
12/11	W	38-14	at Houston	17,100
12/17	L	28-38	at N.Y. Jets	58,921

## Team Statistics

	PATS	OPP
<b>TOTAL FIRST DOWNS</b>	<b>243</b>	<b>243</b>
By Rushing	100	68
By Passing	121	153
By Penalty	22	22
<b>TOTAL NET YARDS</b>	<b>4536</b>	<b>4491</b>
Avg. per Game	324.0	320.8
Total Offensive Plays	889	900
Avg. per Play	5.1	5.0
<b>NET YARDS RUSHING</b>	<b>1963</b>	<b>1135</b>
Total Rushing Plays	471	369
Avg. per Rush	4.2	3.1
Avg. per Game	140.2	81.1
<b>NET YARDS PASSING</b>	<b>2573</b>	<b>3356</b>
Avg. per Game	183.8	239.7
Sacked/Yards Lost	25/211	22/209
Gross Yards Passing	2784	3565
Att./Completions	393/186	509/247
Completion Pct.	47.3	48.5
Had Intercepted	21	22
<b>PUNTS/AVERAGE</b>	<b>76/36.5</b>	<b>86/38.5</b>
<b>PENALTIES/YARDS</b>	<b>64/601</b>	<b>76/757</b>
<b>FUMBLES/BALLS LOST</b>	<b>25/13</b>	<b>30/15</b>
<b>TOUCHDOWNS</b>	<b>38</b>	<b>36</b>
Rushing	17	7
Passing	20	26
Returns	1	3

Score by Periods	1	2	3	4	OT	Total
Patriots	58	111	89	57	-	315
Opponents	64	58	61	100	-	283

SCORING	TD	Ru	Pa	Rt	PAT	FG	S	TP
Cappelletti	6	0	6	0	35/36	16/32	0	119
Nance	11	11	0	0	0	0	0	66
Garron	9	4	5	0	0	0	0	54
Graham	4	0	4	0	0	0	0	24
Whalen	4	0	4	0	0	0	0	24
Cappadonna	1	1	0	0	0	0	0	8
Bellino	1	0	1	0	0	0	0	6
Hunt	1	0	0	1	0	0	0	6
Parilli	1	1	0	0	0	0	0	6
Romeo	0	0	0	0	0	0	0	2
<b>Patriots</b>	<b>38</b>	<b>17</b>	<b>20</b>	<b>1</b>	<b>35/36</b>	<b>16/32</b>	<b>0</b>	<b>315</b>
<b>Opponents</b>	<b>36</b>	<b>7</b>	<b>26</b>	<b>3</b>	<b>34/36</b>	<b>11/26</b>	<b>0</b>	<b>283</b>

2-pt conversions.: Cappadonna 1-1, Romeo 1-1.  
Patriots 2-2; opp. 0-0.

RUSHING	NO	YDS	AVG	LG	TD
Nance	299	1458	4.9	65t	11
Garron	101	319	3.2	54	4
Cappadonna	22	88	4.0	13	1
Parilli	28	42	1.5	17	1
Huarte	7	40	5.7	13	0
Garrett	13	21	1.6	5	0
Yewcic	1	-5	-5.0	-5	0
<b>Patriots</b>	<b>471</b>	<b>1963</b>	<b>4.2</b>	<b>65t</b>	<b>17</b>
<b>Opponents</b>	<b>369</b>	<b>1135</b>	<b>3.1</b>	<b>61</b>	<b>7</b>

RECEIVING	NO	YDS	AVG	LG	TD
Graham	51	673	13.2	42	4
Cappelletti	43	676	15.7	63t	6
Garron	30	416	13.9	61t	5
Whalen	29	502	17.3	45	4
Colclough	16	284	17.8	32	0
Nance	8	103	12.9	45	0
Bellino	6	77	12.8	25t	1
Romeo	2	46	23.0	29	0
Garrett	1	7	7.0	7	0
<b>Patriots</b>	<b>186</b>	<b>2784</b>	<b>15.0</b>	<b>63t</b>	<b>20</b>
<b>Opponents</b>	<b>247</b>	<b>3565</b>	<b>14.4</b>	<b>77t</b>	<b>26</b>

INTERCEPTIONS	NO	YDS	AVG	LG	TD
Hall	6	159	26.5	87	0
Hennessey	6	99	16.5	33	0
Buoniconti	4	43	10.8	41	0
Felt	2	35	17.5	32	0
Shonta	1	9	9.0	9	0
Fraser	1	3	3.0	3	0
Graves	1	0	0.0	0	0
Webb	1	0	0.0	0	0
<b>Patriots</b>	<b>22</b>	<b>348</b>	<b>15.8</b>	<b>87</b>	<b>0</b>
<b>Opponents</b>	<b>21</b>	<b>204</b>	<b>9.7</b>	<b>32t</b>	<b>2</b>

PUNTING	NO	YDS	AVG	LG	BLK
Fraser	55	2044	37.2	68	2
Yewcic	21	732	34.9	49	1
<b>Patriots</b>	<b>76</b>	<b>2776</b>	<b>36.5</b>	<b>68</b>	<b>3</b>
<b>Opponents</b>	<b>86</b>	<b>3312</b>	<b>38.5</b>	<b>60</b>	<b>1</b>

PUNT RETURNS	NO	FC	YDS	AVG	LG	TD
Hennessey	7	0	39	5.6	11	0
Johnson	7	0	37	5.3	12	0
Purvis	5	0	43	8.6	18	0
Bellino	4	0	19	4.8	13	0
Graves	1	0	5	5.0	5	0
<b>Patriots</b>	<b>24</b>	<b>0</b>	<b>143</b>	<b>6.0</b>	<b>18</b>	<b>0</b>
<b>Opponents</b>	<b>20</b>	<b>0</b>	<b>127</b>	<b>6.4</b>	<b>21</b>	<b>1</b>

KICK RETURNS	NO	YDS	AVG	LG	TD
Bellino	18	410	22.8	43	0
Cunningham	17	371	21.8	39	0
Purvis	8	185	23.1	34	0
Cappadonna	3	46	15.3	17	0
Garron	2	49	24.5	29	0
Johnson, B.	2	45	22.5	23	0
Singer	1	27	27.0	27	0
Mangum	1	8	8.0	8	0
Colclough	1	2	2.0	2	0
Johnson	1	2	2.0	2	0
<b>Patriots</b>	<b>54</b>	<b>1145</b>	<b>21.2</b>	<b>43</b>	<b>0</b>
<b>Opponents</b>	<b>46</b>	<b>988</b>	<b>21.5</b>	<b>62</b>	<b>0</b>

**Sacks:** Hunt 9.0, Eisenhauer 4.5, Dee 2.5, Addison 2.0, Farmer 2.0, Antwine 1.5, Fraser 1.5, Team 1.0.

FIELD GOALS	1-19	20-29	30-39	40-49	50+
Cappelletti	6/6	1/4	6/9	3/11	0/2
<b>Patriots</b>	<b>6/6</b>	<b>1/4</b>	<b>6/9</b>	<b>3/11</b>	<b>0/2</b>
<b>Opponents</b>	<b>6/6</b>	<b>1/5</b>	<b>2/7</b>	<b>2/7</b>	<b>0/1</b>

**Cappelletti:** (45n) (24n,44G,14G,32G) (30G) (51n,17G) (10G,47n,31G,50n) (47n) (14G,45n) (34b,33G,31n,20n) (28G,44G,29n) (31G,19G) (47b,32G, 49G,42n) (42n,41b) (13G,35n) ().

**Opponents:** (10G,40n) (18G) (11G) (48n,38n, 30n,17G) (33n,36n,37G,27n) (25n,43G) (45n, 28n,52n) (36G,42n) (34n, 48n) (23G,40G,28n) (-) (11G) (-) (12G).

**Editors Note:** Due to insufficient data, the starting line-ups from 1960-67 are incomplete.

**1966 Coaching Staff:** Rommie Loudd, Linebackers, Jesse Richardson, Defensive Line, Art Spinney, Offensive Line, Chuck Weber, Defensive Line/Backfield.

**AFL All-Stars (11):** DT Houston Antwine (4), LB Brian Buoniconti (4), WR/K Gino Cappelletti (4), DE Larry Eisenhauer (4), DT Jim Lee Hunt (2), C Jon Morris (3), FB Jim Nance (1), T Tom Neville (1), QB Babe Parilli (3), DB Chuck Shonta (1), G Len St. Jean.

PASSING	ATT	CMP	YARDS	CMP%	YDS/ATT	TD	TD%	INT	INT%	LG	SK/YDS	RATING
Parilli	382	181	2721	47.4	7.12	20	5.2	20	5.2	63t	-/-	66.9
Huarte	11	5	63	45.5	5.73	0	0.0	1	9.0	17	-/-	25.9
<b>Patriots</b>	<b>393</b>	<b>186</b>	<b>2784</b>	<b>47.3</b>	<b>7.08</b>	<b>20</b>	<b>5.1</b>	<b>21</b>	<b>5.3</b>	<b>63t</b>	<b>25/211</b>	<b>65.7</b>
<b>Opponents</b>	<b>509</b>	<b>247</b>	<b>3565</b>	<b>48.5</b>	<b>7.00</b>	<b>26</b>	<b>5.1</b>	<b>22</b>	<b>4.3</b>	<b>77t</b>	<b>22/209</b>	<b>70.7</b>



# 1967 FINAL STATISTICS (3-10-1)

Head Coach: Mike Holovak • Fifth in AFL East • Home Stadium: Fenway Park

DATE	W/L	SCORE	OPPONENT	ATTENDANCE
9/03	L	21-26	at Denver	35,488
9/09	L	14-28	at San Diego	39,227
9/17	L	7-35	at Oakland	26,289
9/24	W	23-0	at Buffalo	45,748
10/08	T	31-31	at San Diego	23,620
10/15	W	41-10	Miami	23,955
10/22	L	14-48	Oakland	25,057
10/29	L	23-30	at N.Y. Jets	62,784
11/05	W	18-7	Houston	19,422
11/12	L	10-33	Kansas City	23,010
11/19	L	24-29	N.Y. Jets	26,790
11/26	L	6-27	at Houston	28,044
12/09	L	16-44	Buffalo	20,627
12/17	L	32-41	at Miami	25,969

## Team Statistics

<b>TOTAL FIRST DOWNS</b>	<b>219</b>	<b>219</b>				
By Rushing	80	61				
By Passing	120	138				
By Penalty	19	20				
<b>TOTAL NET YARDS</b>	<b>4027</b>	<b>4206</b>				
Avg. per Game	287.6	300.4				
Total Offensive Plays	870	871				
Avg. per Play	4.6	4.8				
<b>NET YARDS RUSHING</b>	<b>1604</b>	<b>1350</b>				
Total Rushing Plays	391	417				
Avg. per Rush	4.1	3.2				
Avg. per Game	114.6	96.4				
<b>NET YARDS PASSING</b>	<b>2423</b>	<b>2856</b>				
Avg. per Game	173.1	204.0				
Sacked/Yards Lost	45/361	31/267				
Gross Yards Passing	2784	3123				
Att./Completions	434/191	423/211				
Completion Pct.	44.0	49.9				
Had Intercepted	32	17				
<b>PUNTS/AVERAGE</b>	<b>65/40.5</b>	<b>73/41.9</b>				
<b>PENALTIES/YARDS</b>	<b>59/520</b>	<b>70/722</b>				
<b>FUMBLES/BALLS LOST</b>	<b>37/22</b>	<b>26/15</b>				
<b>TOUCHDOWNS</b>	<b>33</b>	<b>48</b>				
Rushing	10	12				
Passing	20	28				
Returns	3	8				
<b>Score by Periods</b>	<b>1</b>	<b>2</b>	<b>3</b>	<b>4</b>	<b>OT</b>	<b>TOTAL</b>
Patriots	74	81	60	65	-	280
Opponents	76	139	66	108	-	389

SCORING	TD	Ru	Pa	Rt	PAT	FG	S	TP
Cappelletti	3	0	3	0	29/30	16/31	0	95
Nance	8	7	1	0				48
Garron	5	0	5	0				30
Whalen	5	0	5	0				30
Graham	4	0	4	0				24
Trull	3	3	0	0				18
Cappadona	1	0	1	0				6
Charles	1	0	0	1				6
Cunningham	1	0	0	1				6
Garrett	1	0	0	1				6
Leo	1	0	1	0				6
Buoniconti	0	0	0	0			1	2
Hunt	0	0	0	0			1	2
Canale	0	0	0	0	1/1	0/0	0	1
<b>Patriots</b>	<b>33</b>	<b>10</b>	<b>20</b>	<b>3</b>	<b>30/31</b>	<b>16/31</b>	<b>2</b>	<b>280</b>
<b>Opponent</b>	<b>48</b>	<b>12</b>	<b>28</b>	<b>8</b>	<b>44/46</b>	<b>19/31</b>	<b>0</b>	<b>389</b>

2-pt. Conversions: Patriots 0-2, Opp. 0-2.

RUSHING	NO	Yds	AVG	Lg	TD
Nance	269	1216	4.5	53	7
Garron	46	163	3.5	20	0
Cappadona	28	100	3.6	11	0
Parilli	14	61	4.4	18	0
Trull	19	35	1.8	10	3
Bellino	6	15	2.5	10	0
Leo	1	7	7.0	7	0
Garrett	5	7	1.4	8	0
Huarte	2	5	2.5	4	0
Graham	1	-5	-5.0	-5	0
<b>Patriots</b>	<b>391</b>	<b>1604</b>	<b>4.1</b>	<b>53</b>	<b>10</b>
<b>Opponents</b>	<b>417</b>	<b>1350</b>	<b>3.2</b>	<b>67</b>	<b>12</b>

RECEIVING	NO	YDS	AVG	LG	TD
Graham	41	606	14.8	79t	4
Whalen	39	651	16.7	41t	5
Cappelletti	35	397	11.3	35	3
Garron	30	507	16.9	66	5
Nance	22	196	8.9	36	1
Colclough	14	263	18.8	52	0
Cappadona	6	104	17.3	42	1
Leo	1	25	25.0	25t	1
Nichols	1	19	19.0	19	0
Garrett	1	12	12.0	12	0
Romeo	1	4	4.0	4	0
<b>Patriots</b>	<b>191</b>	<b>2784</b>	<b>14.6</b>	<b>79t</b>	<b>20</b>
<b>Opponents</b>	<b>211</b>	<b>3123</b>	<b>10.1</b>	<b>75t</b>	<b>28</b>

INTERCEPTIONS	NO	YDS	AVG	LG	TD
Webb	4	91	22.8	41	0
Buoniconti	4	7	1.8	7	0
Shonta	3	57	19.0	28	0
Mitchell	3	9	3.0	9	0
Cunningham, J.	1	54	54.0	54	0
Charles	1	35	35.0	35t	0
Hall	1	4	4.0	4	0
<b>Patriots</b>	<b>17</b>	<b>257</b>	<b>15.1</b>	<b>54t</b>	<b>2</b>
<b>Opponents</b>	<b>32</b>	<b>640</b>	<b>20.0</b>	<b>68t</b>	<b>7</b>

PUNTING	NO	YDS	AVG	LG	BLK
Swanson	65	2632	40.5	62	0
<b>Patriots</b>	<b>65</b>	<b>2632</b>	<b>40.5</b>	<b>62</b>	<b>0</b>
<b>Opponents</b>	<b>73</b>	<b>3062</b>	<b>41.9</b>	<b>60</b>	<b>1</b>

PUNT RETURNS	NO	FC	YDS	AVG	LG	TD
Bellino	15	8	129	8.6	18	0
Cunningham, J.	17	5	105	6.2	44	0
Johnson	6	1	124	20.7	52	0
Leo	5	0	54	10.8	43	0
<b>Patriots</b>	<b>43</b>	<b>14</b>	<b>412</b>	<b>9.6</b>	<b>52</b>	<b>0</b>
<b>Opponents</b>	<b>31</b>	<b>12</b>	<b>252</b>	<b>8.1</b>	<b>39</b>	<b>0</b>

KICK RETURNS	NO	YDS	AVG	LG	TD
Cunningham	30	627	20.9	41	0
Bellino	18	357	19.8	32	0
Leo	11	232	21.1	31	0
Garrett	4	73	18.3	20	0
Garron	3	73	24.3	26	0
Cappadona	3	26	14.5	20	0
Singer	2	29	14.5	20	0
Ilg	1	10	10.0	10	0
Johnson	1	9	9.0	9	0
<b>Patriots</b>	<b>73</b>	<b>1436</b>	<b>19.7</b>	<b>41</b>	<b>0</b>
<b>Opponents</b>	<b>45</b>	<b>946</b>	<b>21.0</b>	<b>51</b>	<b>0</b>

**Sacks:** Antwine 6.0, Eisenhower 6.0, Hunt 5.0, Dee 2.5, Buoniconti 1.0, Ilg 1.0, Satcher 1.0, Shonta 1.0, Philpott 0.5, Team 2.0.

FIELD GOALS	1-19	20-29	30-39	40-49	50+
Cappelletti	4/6	3/4	3/6	6/11	0/4
<b>Patriots</b>	<b>4/6</b>	<b>3/4</b>	<b>3/6</b>	<b>6/11</b>	<b>0/4</b>
<b>Opponents</b>	<b>7/8</b>	<b>6/7</b>	<b>4/6</b>	<b>2/9</b>	<b>0/1</b>

**Cappelletti:** (-) (38n) (-) (33G,23G,49n, 20n,44n,44n,45G) (37n,51n,41G) (36n, 17b) (-) (14G,42G,33G) (50n,40G,13b, 12G,18G) (47n,24G) (14G) (40G,50n, 51n,30G) (40n) (41G,20G).

**Opponents:** (20G,9G) (45n,50n,42n) (-) (49n,20n,39n) (32G,49n) (34G,35n) (12G, 24G) (41n,14G,21G,26G,15n) (-) (33G,36G) (40G,49n) (44G,47n,23G) (12G,11G,23G) (13G,13G).

**Editors Note:** Due to insufficient data, the starting line-ups from 1960-67 are incomplete.

**1967 Coaching Staff:** Rommie Loudd, Linebackers, Jesse Richardson, Defensive Line, Art Spinney, Offensive Line, Chuck Weber, Defensive Line/Backfield.

**AFL All-Stars (7):** DT Houston Antwine (5), LB Nick Buoniconti (5), RB Larry Garron (4), DT Jim Lee Hunt (3), C Jon Morris (4), FB Jim Nance (2), T Don Oakes (1).

PASSING	ATT	CMP	YARDS	CMP%	YDS/ATT	TD	TD%	INT	INT%	LG	SK/YDS	RATING
Parilli	344	161	2317	46.8	6.74	19	5.5	24	7.0	79t	29/250	58.5
Trull	81	27	442	33.3	5.46	1	1.2	7	8.6	52	11/75	20.7
Huarte	9	3	25	33.3	2.78	0	0.0	1	11.1	15	5/36	2.8
<b>Patriots</b>	<b>434</b>	<b>191</b>	<b>2784</b>	<b>44.0</b>	<b>6.41</b>	<b>20</b>	<b>4.6</b>	<b>32</b>	<b>7.4</b>	<b>79t</b>	<b>45/361</b>	<b>50.1</b>
<b>Opponents</b>	<b>423</b>	<b>211</b>	<b>3123</b>	<b>49.9</b>	<b>7.38</b>	<b>28</b>	<b>6.6</b>	<b>17</b>	<b>4.0</b>	<b>75t</b>	<b>31/267</b>	<b>79.7</b>

# 1968 FINAL STATISTICS (4-10)

Head Coach: Mike Holovak • Fourth in AFL East • Home Stadium: Fenway Park

DATE	W/L	SCORE	OPPONENT	ATTENDANCE
9/08	W	16-7	at Buffalo	38,865
9/22	L	31-47	*N.Y. Jets	29,192
9/29	W	20-17	at Denver	37,024
10/06	L	10-41	at Oakland	44,553
10/13	L	0-16	Houston	32,502
10/20	W	23-6	Buffalo	21,082
10/27	L	14-48	at N.Y. Jets	62,351
11/03	L	14-35	Denver	18,304
11/10	L	17-27	San Diego	19,278
11/17	L	17-31	at Kansas City	48,271
11/24	L	10-34	Miami	18,305
12/01	W	33-14	Cincinnati	17,796
12/08	L	7-38	at Miami	24,242
12/15	L	17-45	at Houston	34,198

\* at Birmingham, Ala.

## Team Statistics

	PATS	OPP
<b>TOTAL FIRST DOWNS</b>	<b>181</b>	<b>237</b>
By Rushing	69	86
By Passing	94	123
By Penalty	18	28
<b>TOTAL NET YARDS</b>	<b>3127</b>	<b>4415</b>
Avg. per Game	223.4	315.4
Total Offensive Plays	868	922
Avg. per Play	3.6	4.8
<b>NET YARDS RUSHING</b>	<b>1362</b>	<b>1825</b>
Total Rushing Plays	421	479
Avg. per Rush	3.2	3.8
Avg. per Game	97.3	130.4
<b>NET YARDS PASSING</b>	<b>1765</b>	<b>2590</b>
Avg. per Game	126.1	185.0
Sacked/Yards Lost	38/356	27/236
Gross Yards Passing	2121	2826
Att./Completions	409/160	416/200
Completion Pct.	39.1	48.1
Had Intercepted	33	23
<b>PUNTS/AVERAGE</b>	<b>96/39.9</b>	<b>81/40.5</b>
<b>PENALTIES/YARDS</b>	<b>67/682</b>	<b>70/874</b>
<b>FUMBLES/BALLS LOST</b>	<b>28/20</b>	<b>37/17</b>
<b>TOUCHDOWNS</b>	<b>26</b>	<b>49</b>
Rushing	8	22
Passing	16	20
Returns	2	7
<b>Score by Periods</b>	<b>1 2 3 4 OT</b>	<b>Total</b>
Patriots	45 57 65 62	- 229
Opponents	83 111 89 123	- 406

SCORING	TD	Ru	Pa	Rt	PAT	FG	S	TP
Cappelletti	2	0	2	0	26/26	15/27	0	83
Whalen	7	0	7	0	0	0	0	42
Marsh	4	0	4	0	0	0	0	24
Nance	4	4	0	0	0	0	0	24
Gamble	2	1	1	0	0	0	0	12
Thomas	2	2	0	0	0	0	0	12
Garron	1	1	0	0	0	0	0	6
Graham	1	0	1	0	0	0	0	6
Philpott	1	0	0	1	0	0	0	6
Scarpitto	1	0	1	0	0	0	0	6
Witt	1	0	0	1	0	0	0	6
Satcher	0	0	0	0	0	1	2	0
<b>Patriots</b>	<b>26</b>	<b>8</b>	<b>16</b>	<b>2</b>	<b>26/26</b>	<b>15/27</b>	<b>0</b>	<b>229</b>
<b>Opponents</b>	<b>49</b>	<b>22</b>	<b>20</b>	<b>7</b>	<b>49/49</b>	<b>21/31</b>	<b>0</b>	<b>406</b>

2-Pt. Conversions: Patriots 0-0, Opp. 0-0.

RUSHING	NO	YDS	AVG	LG	TD
Nance	177	593	3.4	30t	4
Gamble	78	311	4.0	40t	1
Thomas	88	215	2.4	25	2
Garron	36	97	2.7	18	1
Sherman	25	80	3.2	17	0
Taliaferro	8	51	6.4	21	0
Marsh	4	8	2.0	11	0
Johnson	2	6	3.0	6	0
Cappelletti	1	2	2.0	2	0
Whalen	1	0	0.0	0	0
Corcoran	1	-1	-1.0	-1	0
<b>Patriots</b>	<b>421</b>	<b>1362</b>	<b>3.2</b>	<b>40t</b>	<b>8</b>
<b>Opponents</b>	<b>479</b>	<b>1825</b>	<b>3.8</b>	<b>55t</b>	<b>22</b>

RECEIVING	NO	YDS	AVG	LG	TD
Whalen	47	718	15.3	87t	7
Marsh	19	331	17.4	70t	4
Murphy	18	268	14.9	26	0
Graham	16	242	15.1	34	1
Nance	14	51	3.6	13	0
Cappelletti	13	182	14.0	30	2
Gamble	11	55	5.0	16	1
Thomas	10	85	8.5	32	0
Colclough	8	136	17.0	44	0
Scarpitto	2	49	24.5	33t	1
Garron	1	4	4.0	4	0
Canale	1	0	0.0	0	0
<b>Patriots</b>	<b>160</b>	<b>2121</b>	<b>13.3</b>	<b>87t</b>	<b>16</b>
<b>Opponents</b>	<b>200</b>	<b>2826</b>	<b>14.1</b>	<b>90t</b>	<b>20</b>

INTERCEPTIONS	NO	YDS	AVG	LG	TD
Mitchell	7	41	5.9	20	0
Philpott	4	31	7.8	17	0
Buoniconiti	3	22	7.3	14	0
Johnson	2	33	16.5	19	0
McMahon	2	27	13.5	27	0
Charles	1	29	29.0	29	0
Cheyunski	1	21	21.0	21	0
Johnson	1	11	11.0	11	0
Witt	1	4	4.0	4t	1
Satcher	1	1	1.0	1	0
<b>Patriots</b>	<b>23</b>	<b>220</b>	<b>9.6</b>	<b>29t</b>	<b>1</b>
<b>Opponents</b>	<b>33</b>	<b>510</b>	<b>15.5</b>	<b>94t</b>	<b>3</b>

PUNTING	NO	YDS	AVG	LG	BLK
Swanson	62	2449	39.5	57	2
Scarpitto	34	1382	40.6	87	2
<b>Patriots</b>	<b>96</b>	<b>3831</b>	<b>39.9</b>	<b>87</b>	<b>4</b>
<b>Opponents</b>	<b>81</b>	<b>3280</b>	<b>40.5</b>	<b>65</b>	<b>0</b>

PUNT RETURNS	NO	FC	YDS	AVG	LG	TD
Porter	22	5	135	6.1	24	0
Johnson, B.	10	8	34	3.4	9	0
Leo	2	0	12	6.0	8	0
Graham	2	3	11	5.5	6	0
Johnson, D.	1	3	5	5.0	5	0
<b>Patriots</b>	<b>37</b>	<b>19</b>	<b>197</b>	<b>5.3</b>	<b>24</b>	<b>0</b>
<b>Opponents</b>	<b>59</b>	<b>13</b>	<b>502</b>	<b>8.5</b>	<b>76t</b>	<b>1</b>

KICK RETURNS	NO	YDS	AVG	LG	TD
Porter	36	812	22.6	61	0
Johnson, B.	22	442	20.1	36	0
Marsh	4	74	18.5	27	0
Johnson, D.	3	63	21.0	26	0
Long	2	20	10.0	11	0
Thomas	1	22	22.0	22	0
Graham	1	9	9.0	9	0
Cheyunski	1	0	0.0	0	0
Gamble	1	0	0.0	0	0
<b>Patriots</b>	<b>71</b>	<b>1442</b>	<b>20.3</b>	<b>61</b>	<b>0</b>
<b>Opponents</b>	<b>40</b>	<b>901</b>	<b>22.5</b>	<b>63</b>	<b>0</b>

**Sacks:** Antwine 7.5, Philpott 4.0, Byrd 3.5, Buoniconiti 3.0, Witt 3.0, Hunt 1.5, Cheyunski 1.0, Toner 1.0, Eisenhauer 0.5, Team 2.0.

FIELD GOALS	1-19	20-29	30-39	40-49	50+
Cappelletti	4/4	6/7	4/6	1/8	0/2
<b>Patriots</b>	<b>4/4</b>	<b>6/7</b>	<b>4/6</b>	<b>1/8</b>	<b>0/2</b>
<b>Opponents</b>	<b>7/8</b>	<b>7/8</b>	<b>4/5</b>	<b>3/8</b>	<b>0/2</b>

**Cappelletti:** (10G,28G,30G) (31G) (50n, 22G, 42n,7G) (24G) (49n) (39G,50n,20G, 49n,16G) (-) (-) (25n,45n,35G) (29G,34b, 45n,35n) (15G,49n) (27G,42b) (-) (42G).

**Opponents:** (42n,47b) (30G,27G,27G, 48G) (27G,43n,24n) (19G,33G) (44G, 40b,13b, 15G,25G) (16G,11G) (12G, 23G) (-) (32G,33G) (40G,50n) (17G,22G) (-) (33n,25G) (54n,42n,16G).

**Starters: Offense:** WR Art Graham (6), Jim Colclough (4), Bill Murphy (4); LT Tom Funchess (12), Don Oakes (2); LG Justin Canale (13), Tom Funchess (1); C Jon Morris (14), RG Lennie St. Jean (13), Carl Singer (1); RT Tom Neville (13), D. Oakes (1); TE Jim Whalen (13), Bobby Nichols (1); WR Aaron Marsh (12), Gino Cappelletti (2); QB Mike Taliaferro (8), Tom Sherman (5), Jim Corcoran (1); RB R.C. Gamble (5), Jim Nance (5), Gene Thomas (3), Bill Murphy (1); FB J. Nance (7), R.C. Gamble (3), Larry Garron (2), G. Thomas (2).

**Defense:** LE Dennis Byrd (10), Jim Lee Hunt (4); LT J.L. Hunt (10), D. Byrd (4); RE Larry Eisenhauer (8), Mel Witt (6); RT Houston Antwine (14); LLB Ed Philpott (14); MLB Nick Buoniconiti (9), Jim Cheyunski (4), Ray Ilg (1); RLB Doug Satcher (13), Ed Koontz (1); LCB Leroy Mitchell (13), Daryl Johnson (1); RCB D. Johnson (10), John Charles (1), Bill Johnson (1), Art McMahon (1), L. Mitchell (1); SS J. Charles (6), Don Webb (4), B. Johnson (3), A. McMahon (1); FS D. Webb (5), J. Charles (4), A. McMahon (3), B. Johnson (1), D. Johnson (1).

**1968 Coaching Staff:** Claude Gibson, Defensive Backfield, Jesse Richardson, Defensive Line, Art Spinney, Offensive Line, Tom Yewcic Offensive Backfield.

**AFL All-Stars (5):** DT Houston Antwine (6), WR/K Gino Cappelletti (5), CB Leroy Mitchell (1), C Jon Morris (5), T Tom Neville (2).

PASSING	ATT	CMP	YARDS	CMP%	YDS/ATT	TD	TD%	INT	INT%	LG	SK/YDS	RATING
Sherman	226	90	1199	39.8	5.31	12	5.3	16	7.1	87t	19/190	45.6
Taliaferro	176	67	889	38.1	5.05	4	2.3	15	8.5	70t	18/156	26.9
Corcoran	7	3	33	42.9	4.71	0	0.0	2	28.6	14	1/10	17.9
<b>Patriots</b>	<b>409</b>	<b>160</b>	<b>2121</b>	<b>39.1</b>	<b>5.19</b>	<b>16</b>	<b>3.9</b>	<b>33</b>	<b>8.1</b>	<b>87t</b>	<b>38/356</b>	<b>35.7</b>
<b>Opponents</b>	<b>416</b>	<b>200</b>	<b>2826</b>	<b>48.1</b>	<b>6.79</b>	<b>20</b>	<b>4.8</b>	<b>23</b>	<b>5.5</b>	<b>90t</b>	<b>27/236</b>	<b>63.4</b>

# 1969 FINAL STATISTICS (4-10)

Head Coach: Clive Rush • Tied Third in AFL East • Home Stadium: Alumni Stadium (Baylor College)

DATE	W/L	SCORE	OPPONENT	ATTENDANCE
9/14	L	7-35	at Denver	43,679
9/21	L	0-31	Kansas City	22,002
9/28	L	23-38	Oakland	19,069
10/05	L	14-23	N.Y. Jets	25,584
10/11	L	16-23	at Buffalo	46,201
10/19	L	10-13	San Diego	18,346
10/26	L	17-23	at N.Y. Jets	62,298
11/02	W	24-0	Houston	19,006
11/09	L	16-17	Miami	19,821
11/16	W	25-14	at Cincinnati	27,927
11/23	W	35-21	Buffalo	25,584
11/30	W	38-23	at Miami*	32,121
12/07	L	18-28	at San Diego	33,146
12/14	L	23-27	at Houston	39,215

\*Tampa, Fla.

## Team Statistics

	PATS	OPP
<b>TOTAL FIRST DOWNS</b>	<b>166</b>	<b>278</b>
By Rushing	64	142
By Passing	87	115
By Penalty	15	21
<b>TOTAL NET YARDS</b>	<b>3419</b>	<b>4810</b>
Avg. per Game	244.2	343.6
Total Offensive Plays	729	898
Avg. per Play	4.7	5.4
<b>NET YARDS RUSHING</b>	<b>1489</b>	<b>2359</b>
Total Rushing Plays	367	528
Avg. per Rush	4.1	4.5
Avg. per Game	106.4	168.5
<b>NET YARDS PASSING</b>	<b>1930</b>	<b>2451</b>
Avg. per Game	138.6	175.1
Sacked/Yards Lost	24/261	22/159
Gross Yards Passing	2191	2619
Att./Completions	338/162	348/203
Completion Pct.	47.9	58.3
Had Intercepted	18	20
<b>PUNTS/AVERAGE</b>	<b>70/41.5</b>	<b>55/38.6</b>
<b>PENALTIES/YARDS</b>	<b>77/837</b>	<b>69/810</b>
<b>FUMBLES/BALLS LOST</b>	<b>15/10</b>	<b>33/14</b>
<b>TOUCHDOWNS</b>	<b>32</b>	<b>38</b>
Rushing	11	18
Passing	19	18
Returns	2	2
<b>Score by Periods</b>	<b>1</b>	<b>2</b>
<b>Patriots</b>	<b>88</b>	<b>63</b>
<b>Opponents</b>	<b>78</b>	<b>82</b>

SCORING	TD	Ru	Pa	Rt	PAT	FG	S	TP
Cappelletti	0	0	0	0	26/27	14/34	0	68
Frazier	7	0	7	0	0	0	0	42
Garrett	7	5	2	0	0	0	0	42
Nance	6	6	0	0	0	0	0	36
Sellers	6	0	6	0	0	0	0	36
Rademacher	3	0	3	0	0	0	0	18
Johnson	1	0	0	1	0	0	0	6
Charles	1	0	0	1	0	0	0	6
Whalen	1	0	1	0	0	0	0	6
Jones	0	0	0	0	0	0	1	2
Hammond	0	0	0	0	0	0	0	2
<b>Patriots</b>	<b>32</b>	<b>11</b>	<b>19</b>	<b>2</b>	<b>26/27</b>	<b>14/34</b>	<b>2</b>	<b>266</b>
<b>Opponents</b>	<b>38</b>	<b>18</b>	<b>18</b>	<b>2</b>	<b>37/38</b>	<b>17/28</b>	<b>0</b>	<b>316</b>

**2-Pt. Conversions:** Hammond 1-1, Janik 0-1, Taliaferro 0-1, Patriots 1-3, Opp. 0-0.

RUSHING	NO	YDS	AVG	LG	TD
Nance	193	750	3.9	43	6
Garrett	137	691	5.0	80t	5
Gamble	16	35	2.2	9	0
Blanks	7	30	4.3	12	0
Frazier	2	-1	-0.5	9	0
Taliaferro	12	-16	-1.3	2	0
<b>Patriots</b>	<b>367</b>	<b>1489</b>	<b>4.1</b>	<b>80t</b>	<b>11</b>
<b>Opponents</b>	<b>528</b>	<b>2359</b>	<b>4.5</b>	<b>72</b>	<b>18</b>

RECEIVING	NO	YDS	AVG	LG	TD
Garrett	29	267	9.2	34	2
Nance	29	168	5.8	27	0
Sellers	27	705	26.1	77	6
Frazier	19	306	16.1	50t	7
Rademacher	17	217	12.8	40	3
Whalen	16	235	14.7	47	1
Marsh	8	108	13.5	21	0
Gamble	7	74	10.6	20	0
Brown	6	69	11.5	15	0
Blanks	2	16	8.0	13	0
Cappelletti	1	21	21.0	21	0
Richardson	1	5	5.0	5	0
<b>Patriots</b>	<b>162</b>	<b>2191</b>	<b>13.5</b>	<b>77</b>	<b>19</b>
<b>Opponents</b>	<b>203</b>	<b>2610</b>	<b>12.9</b>	<b>76t</b>	<b>18</b>

INTERCEPTIONS	NO	YDS	AVG	LG	TD
Carwell	4	114	28.5	38	0
Charles	4	46	11.5	25t	1
Philpott	4	37	9.2	16	0
Webb	2	32	16.0	32	0
Johnson	2	23	11.5	23	0
Cheyunski	1	37	37.0	37	0
Bramlett	1	26	26.0	26	0
Janik	1	8	8.0	8	0
Schottenheimer	1	3	3.0	3	0
<b>Patriots</b>	<b>20</b>	<b>326</b>	<b>16.3</b>	<b>38</b>	<b>1</b>
<b>Opponents</b>	<b>18</b>	<b>225</b>	<b>12.5</b>	<b>37</b>	<b>1</b>

PUNTING	NO	YDS	AVG	LG	BLK
Janik	70	2903	41.5	56	0
<b>Patriots</b>	<b>70</b>	<b>2903</b>	<b>41.5</b>	<b>56</b>	<b>0</b>
<b>Opponents</b>	<b>55</b>	<b>2123</b>	<b>38.6</b>	<b>56</b>	<b>0</b>

PUNT RETURNS	NO	FC	YDS	AVG	LG	TD
Garrett	12	0	159	13.3	45	0
Carwell	5	0	43	8.6	13	0
Blanks	5	2	10	2.0	12	0
Janik	1	0	0	0.0	0	0
Gamble	0	1	0	0.0	0	0
Gladieux	0	3	0	0.0	0	0
<b>Patriots</b>	<b>23</b>	<b>6</b>	<b>212</b>	<b>9.2</b>	<b>45</b>	<b>0</b>
<b>Opponents</b>	<b>19</b>	<b>21</b>	<b>114</b>	<b>6.0</b>	<b>64</b>	<b>0</b>

KICK RETURNS	NO	YDS	AVG	LG	TD
Garrett	28	792	28.3	63	0
Marsh	6	136	22.7	41	0
Blanks	6	131	21.8	25	0
Scott	6	43	7.2	14	0
Gladieux	4	61	15.3	20	0
Carwell	1	28	28.0	28	0
Gamble	1	23	23.0	23	0
Berger	1	20	20.0	20	0
Schottenheimer	1	13	13.0	13	0
<b>Patriots</b>	<b>54</b>	<b>1247</b>	<b>23.1</b>	<b>63</b>	<b>0</b>
<b>Opponents</b>	<b>56</b>	<b>1068</b>	<b>19.1</b>	<b>47</b>	<b>0</b>

**Sacks:** Antwine 5.0, Hunt 3.5, Eisenhauer 3.0, Berger 2.0, Cheynunski 1.5, Carwell 1.0, Henke 1.0, Jacobs 1.0, Philpott 1.0, Witt 1.0, Team 2.0.

FIELD GOALS	1-19	20-29	30-39	40-49	50+
Cappelletti	6/7	1/4	6/12	1/9	0/2
<b>Patriots</b>	<b>6/7</b>	<b>1/4</b>	<b>6/12</b>	<b>1/9</b>	<b>0/2</b>
<b>Opponents</b>	<b>8/8</b>	<b>7/9</b>	<b>2/8</b>	<b>0/2</b>	<b>0/1</b>

**Cappelletti:** (23n) (47n) (50n,16G) (-) (47n,32G,29n) (46n,18n,32G) (39G,49n) (30n,30G,41n) (22n,50n,17G) (11G,36G,43n,45n,43G,38n,33n) (49n,30n) (37n, 13G) (34n,34G) (10G,19G,27G).

**Opponents:** (35n) (16G) (25G,27n) (34n,16G,24G,13G) (24G,22G,22G) (12G,28G,28n) (38G,37n,32G,13G) (35n) (17G,41n,31n) (55n) (-) (22G) (-) (30n,48n,13G,19G).

**Starters: Offense:** WR Charley Frazier (11), Bill Rademacher (3); LT Tom Funchess (14); LG Mike Montler (11), Charlie Long (3); C Jon Morris (14); RG Lennie St. Jean; RT Tom Neville (14); TE Jim Whalen (11), Barry Brown (2); C. Frazier (1); WR Ron Sellers (9), Aaron Marsh (4), B. Rademacher (1); QB Mike Taliaferro (14); RB Carl Garrett (5), Jim Nance (5), R.C. Gamble (4); FB J. Nance (9), C. Garrett (1), R.C. Gamble (1).

**Defense:** LE Karl Henke (7), Ray Jacobs (5), John Cagle (1), Mel Witt (1); LT Jim Lee Hunt (14); RE Larry Eisenhauer (13), Ron Berger (1); RE Houston Antwine (14); LLB Ed Philpott (14); MLB Jim Cheynunski (14); John Bramlett (12), Marty Schottenheimer (1), J.R. William (1); LCB Larry Carwell (13), John Outlaw (1); RCB Daryl Johnson (14); SS John Charles (11), Don Webb (2), Tom Janik (1); FS D. Webb (12), J. Charles (2).

**1969 Coaching Staff:** Bruce Beatty, Offensive Line, Bill Elias, Defensive Backfield, John Mazur, Offensive Backfield, John Meyer, Linebackers, Jesse Richardson, Defensive Line, Jerry Stoltz, Receivers.

**AFL All-Stars (5):** RB Carl Garrett (1), DT Jim Lee Hunt (4), C Jon Morris (6), WR Ron Sellers (1), QB Mike Taliaferro (1), S Don Webb (1).

PASSING	ATT	CMP	YARDS	CMP%	YDS/ATT	TD	TD%	INT	INT%	LG	SK/YDS	RATING
Taliaferro	331	160	2160	48.3	6.53	19	5.7	18	5.4	77	24/261	66.0
Hammond	6	2	31	33.3	5.17	0	0.0	0	0.0	18	0/0	51.4
Garrett	1	0	0	0.0	0.0	0	0.0	0	0.0	0	0/0	39.6
<b>Patriots</b>	<b>338</b>	<b>162</b>	<b>2191</b>	<b>47.9</b>	<b>6.48</b>	<b>19</b>	<b>5.6</b>	<b>18</b>	<b>5.3</b>	<b>77</b>	<b>24/261</b>	<b>65.6</b>
<b>Opponents</b>	<b>348</b>	<b>203</b>	<b>2610</b>	<b>58.3</b>	<b>7.50</b>	<b>18</b>	<b>5.2</b>	<b>20</b>	<b>5.7</b>	<b>76t</b>	<b>22/159</b>	<b>75.2</b>

## RESULTS

352

2015

# 1971 FINAL STATISTICS (6-8)

Head Coach: John Mazur • Tied for Third in AFC East • Home Stadium: Schaefer Stadium

DATE	W/L	SCORE	OPPONENT	ATTENDANCE
9/19	W	20-6	Oakland	55,405
9/26	L	7-34	Detroit	61,054
10/03	L	3-23	Baltimore	61,232
10/10	W	20-0	N.Y. Jets	61,357
10/17	L	3-41	at Miami	58,822
10/24	L	21-44	at Dallas	65,708
10/31	L	10-27	at San Francisco	45,092
11/07	W	28-20	Houston	53,155
11/14	W	38-33	Buffalo	57,446
11/21	L	7-27	at Cleveland	65,238
11/28	L	20-27	at Buffalo	27,166
12/05	W	34-13	Miami	61,457
12/12	L	6-13	at N.Y. Jets	63,175
12/19	W	21-17	at Baltimore	57,942

## Team Statistics

TOTAL FIRST DOWNS	190	237						
By Rushing	85	106						
By Passing	94	111						
By Penalty	11	20						
Third Down: Made/Att.	72/198	81/208						
Third Down: Eff.	36.3	38.9						
TOTAL NET YARDS	3556	4072						
Avg. per Game	254.0	290.9						
Total Offensive Plays	786	856						
Avg. per Play	4.5	4.8						
NET YARDS RUSHING	1669	1918						
Total Rushing Plays	419	481						
Avg. per Rush	4.0	4.0						
Avg. per Game	119.2	137.0						
NET YARDS PASSING	1887	2154						
Avg. per Game	134.8	153.9						
Sacked/Yards Lost	36/319	25/249						
Gross Yards Passing	2206	2403						
Att./Completions	330/159	350/170						
Completion Pct.	48.2	48.6						
Had Intercepted	16	15						
PUNTS/AVERAGE	87/37.3	66/38.8						
PENALTIES/YARDS	67/657	60/559						
FUMBLES/BALLS LOST	26/16	35/14						
TOUCHDOWNS	29	35						
Rushing	7	14						
Passing	19	16						
Returns	3	5						
Score by Periods	1	2	3	4	OT	Total		
Patriots	41	64	69	64	0	238		
Opponents	82	105	54	84	0	325		
SCORING	TD	Ru	Pa	Rt	PAT	FG	S	TP
Gogolak	0	0	0	0	28/28	12/21	0	64
Vataha	9	0	9	0	0	0	0	54
Nance	5	5	0	0	0	0	0	30
Beer	3	0	3	0	0	0	0	18
Sellers	3	0	3	0	0	0	0	18
Moss	2	0	1	1	0	0	0	12
Garrett	2	1	1	0	0	0	0	12
Bryant	1	0	1	0	0	0	0	6
Maitland	1	1	0	0	0	0	0	6
Carwell	1	0	0	1	0	0	0	6
Crabtree	1	0	1	0	0	0	0	6
Outlaw	1	0	0	1	0	0	0	6
Team	0	0	0	0	0/1	0	0	0
Patriots	29	7	19	3	28/29	12/21	0	238
Opponents	35	14	16	5	34/35	27/36	0	325

RUSHING	NO	YDS	AVG	LG	TD
Garrett	181	784	4.3	38	1
Nance	129	463	3.6	50	5
Plunkett	45	210	4.7	16	0
Gladieux	37	175	4.7	31	0
Maitland	13	25	1.9	6	1
Lawson	8	8	1.0	6	0
Bryant	4	1	0.3	1	0
Crabtree	2	11	5.5	18	0
Neville	0	-8	-	-8	0
<b>Patriots</b>	<b>419</b>	<b>1669</b>	<b>4.0</b>	<b>50</b>	<b>7</b>
<b>Opponents</b>	<b>481</b>	<b>1918</b>	<b>4.0</b>	<b>56</b>	<b>14</b>

RECEIVING	NO	YDS	AVG	LG	TD
Vataha	51	872	17.1	88	9
Garrett	22	265	12.0	80	1
Nance	18	95	5.3	12	0
Sellers	14	222	15.9	49	3
Bryant	14	212	15.1	48	1
Beer	12	191	15.9	31	3
Moss	9	124	13.8	20	1
Crabtree	9	120	13.3	31	1
Gladieux	6	60	10.0	25	0
Rucker	2	24	12.0	19	0
Sykes	1	15	15.0	15	0
Maitland	1	6	6.0	6	0
<b>Patriots</b>	<b>159</b>	<b>2206</b>	<b>13.9</b>	<b>88</b>	<b>19</b>
<b>Opponents</b>	<b>170</b>	<b>2403</b>	<b>14.1</b>	<b>74</b>	<b>16</b>

INTERCEPTIONS	NO	YDS	AVG	LG	TD
Carwell	5	72	14.4	53	1
Kiner	4	25	6.3	14	0
Outlaw	3	89	29.7	60	1
Beverly	2	19	9.5	19	0
Cheyunski	1	24	24.0	24	0
<b>Patriots</b>	<b>15</b>	<b>229</b>	<b>15.3</b>	<b>60</b>	<b>2</b>
<b>Opponents</b>	<b>16</b>	<b>157</b>	<b>9.8</b>	<b>25</b>	<b>1</b>

PUNTING	NO	YDS	AVG	LG	BLK
Janik	87	3249	37.3	58	0
<b>Patriots</b>	<b>87</b>	<b>3249</b>	<b>37.3</b>	<b>58</b>	<b>0</b>
<b>Opponents</b>	<b>66</b>	<b>2564</b>	<b>38.8</b>	<b>64</b>	<b>1</b>

PUNT RETURNS	NO	FC	YDS	AVG	LG	TD
Bryant	10	1	24	2.4	16	0
Garrett	8	2	124	15.5	50	0
Harris	5	1	19	3.8	9	0
Gladieux	4	8	0	0.0	0	0
Gardin	4	5	14	3.5	5	0
<b>Patriots</b>	<b>31</b>	<b>17</b>	<b>181</b>	<b>5.8</b>	<b>50</b>	<b>0</b>
<b>Opponents</b>	<b>36</b>	<b>31</b>	<b>279</b>	<b>7.8</b>	<b>68</b>	<b>1</b>

KICK RETURNS	NO	YDS	AVG	LG	TD
Garrett	24	538	22.4	37	0
Gardin	14	321	22.9	34	0
Bryant	10	252	25.2	45	0
Gladieux	6	85	14.2	20	0
Lawson	2	47	23.5	25	0
Rucker	2	45	22.5	21	0
Maitland	2	40	20.0	21	0
Mallory	1	19	19.0	19	0
Hagen	1	7	7.0	7	0
Janik	1	0	0.0	0	0
Webb	1	0	0.0	0	0
<b>Patriots</b>	<b>64</b>	<b>1354</b>	<b>21.2</b>	<b>45</b>	<b>0</b>
<b>Opponents</b>	<b>49</b>	<b>1427</b>	<b>29.1</b>	<b>94</b>	<b>1</b>

**Sacks:** Kiner 6.5, Adams 5.0, Lassiter 4.0, Berger 3.0, May 2.5, Weisacosky 2.0, Philpott 1.0, Rowe 1.0, Weisacosky 1.0. Patriots 26.0, Opponents 36.0.

FIELD GOALS	1-19	20-29	30-39	40-49	50+
Gogolak	1/1	1/3	6/7	3/7	1/3
<b>Patriots</b>	<b>1/1</b>	<b>1/3</b>	<b>6/7</b>	<b>3/7</b>	<b>1/3</b>
<b>Opponents</b>	<b>8/9</b>	<b>4/5</b>	<b>5/6</b>	<b>9/14</b>	<b>1/2</b>

**Gogolak:** (46G,22G) (-) (34G,46b,46n) (36n,53n) (51G) (-) (51n,48n,32G) (25n) (38G) (20b) (40G,17G) (37G,35G) (34G,47G) (47b).

**Opponents:** (21n) (23G,27G) (42G, 41G, 50G) (-) (34G,46n,42G) (16G,17G, 45n,12G) (35G,41G,40n) (25G,41G,37n) (17G,48G, 17G,12G) (34G,15n,31G) (51n,48G,41G) (26G,30G) (16G,42n, 42G) (12G,40n).

**Starters: Offense:** WR Randy Vataha (13), Alfred Sykes (1); LT Mike Montier (14); LG Halvor Hagen (14); C Jon Morris (13), Bill Lenkaitis (1); RG Lennie St. Jean (13), B. Lenkaitis (1); RT Tom Neville (14); TE Tom Beer (8), Roland Moss (6); WR Ron Sellers (8), Eric Crabtree (4), Hubie Bryant (2); QB Jim Plunkett (14); RB Carl Garrett (14); FB Jim Nance (13), Odell Lawson (1).

**Defense:** LE Ike Lassiter (12), Art May (2); LT Dave Rowe (9), Ron Berger (5); RE Dennis Wirgowski (8), A. May (5), R. Berger (1); RT Julius Adams (11), Houston Antwine (3); LLB Ed Weisacosky (10), Ed Philpott (4); MLB Jim Cheyunski (14); RLB Steve Kiner (14); LCB Larry Carwell (11), Randy Beverly (2), Perry Pruett (1); RCB John Outlaw (13), Rickie Harris (1); SS R. Harris (6), Clarence Scott (4), Don Webb (4); FS D. Webb (8), R. Harris (3), Tom Janik (2), J. Outlaw (1).

**1971 Coaching Staff:** Bruce Beatty, Offensive Line, Dick Evans, Defensive Line, Tom Fletcher, Defensive Backfield, John Meyer, Linebackers, Sam Rutigliano, Off. Backs/Receivers, Jerry Schuster, Receivers.

Pro Bowl (0)

PASSING	ATT	CMP	YARDS	CMP%	YDS/ATT	TD	TD%	INT	INT%	LG	SK/YDS	RATING
Plunkett	328	158	2158	48.2	6.58	19	5.8	16	4.9	88	36/319	68.6
Gladieux	2	1	48	50.0	24.0	0	0.0	0	0.0	48	0/0	95.8
<b>Patriots</b>	<b>330</b>	<b>159</b>	<b>2206</b>	<b>48.2</b>	<b>6.68</b>	<b>19</b>	<b>5.8</b>	<b>16</b>	<b>4.8</b>	<b>88</b>	<b>36/319</b>	<b>69.1</b>
<b>Opponents</b>	<b>350</b>	<b>170</b>	<b>2403</b>	<b>48.6</b>	<b>6.87</b>	<b>16</b>	<b>4.6</b>	<b>15</b>	<b>4.3</b>	<b>74</b>	<b>25/249</b>	<b>68.5</b>



# 1972 FINAL STATISTICS (3-11)

Head Coach: John Mazur (2-7), Phil Bengston (1-4) • Fifth in AFC East • Home Stadium: Schaefer Stadium

DATE	W/L	SCORE	OPPONENT	ATTENDANCE
9/17	L	7-31	Cincinnati	60,999
9/24	W	21-20	Atlanta	60,999
10/01	W	24-23	Washington	60,999
10/08	L	14-38	at Buffalo	41,749
10/15	L	13-41	N.Y. Jets	60,999
10/22	L	3-33	at Pittsburgh	46,081
10/29	L	10-34	at N.Y. Jets	62,867
11/06	L	17-24	Baltimore	60,999
11/12	L	0-52	at Miami	80,010
11/19	L	24-27	Buffalo	60,999
11/26	L	0-31	at Baltimore	54,907
12/03	L	21-37	Miami	60,999
12/10	W	17-10	at New Orleans	64,889
12/17	L	21-45	at Denver	51,656

## Team Statistics

	PATS	OPP
<b>TOTAL FIRST DOWNS</b>	<b>236</b>	<b>288</b>
By Rushing	89	143
By Passing	126	124
By Penalty	24	21
Third Down: Md/Att.	66/188	96/192
Third Down: Eff.	35.1	50.0
<b>TOTAL NET YARDS</b>	<b>3647</b>	<b>5248</b>
Avg. per Game	260.5	374.9
Total Offensive Plays	840	888
Avg. per Play	4.3	5.9
<b>NET YARDS RUSHING</b>	<b>1532</b>	<b>2717</b>
Total Rushing Plays	386	548
Avg. per Rush	4.0	5.0
Avg. per Game	109.4	194.1
<b>NET YARDS PASSING</b>	<b>2127</b>	<b>2522</b>
Avg. per Game	151.9	180.1
Sacked/Yards Lost	44/452	15/101
Gross Yards Passing	2579	2623
Att./Completions	412/198	325/174
Completion Pct.	48.1	53.5
Had Intercepted	28	10
<b>PUNTS/AVERAGE</b>	<b>75/38.1</b>	<b>48/40.4</b>
<b>PENALTIES/YARDS</b>	<b>66/761</b>	<b>88/862</b>
<b>FUMBLES/BALLS LOST</b>	<b>26/10</b>	<b>22/12</b>
<b>TOUCHDOWNS</b>	<b>24</b>	<b>54</b>
Rushing	13	27
Passing	10	24
Returns	1	3

Score by Periods	1	2	3	4	OT	TOTAL
Patriots	20	55	44	73	0	192
Opponents	66	165	117	98	0	446

SCORING	TD	Ru	Pa	Rt	PAT	FG	S	TP
Garrett	5	5	0	0			0	30
Gogolak	0	0	0	0	9/9	6/8	0	27
Ashton	4	3	1	0			0	24
Walker	0	0	0	0	15/15	2/8	0	21
Dowling	3	3	0	0			0	18
Rucker	3	0	3	0			0	18
T. Reynolds	2	0	2	0			0	12
Tarver	2	1	1	0			0	12
Vataha	2	0	2	0			0	12
Carwell	1	0	0	1			0	6
Plunkett	1	1	0	0			0	6
Windsor	1	0	1	0			0	6
Patriots	24	13	10	1	24/24	8/16	0	192
Opponents	54	27	24	3	54/54	22/36	1	446

RUSHING	NO	YDS	AVG	LG	TD
Ashton	128	546	4.3	35	3
Garrett	131	488	3.7	41t	5
Plunkett	36	230	6.4	21	1
Tarver	42	132	3.1	18	1
Gladieux	24	56	2.3	11	0
Maitland	13	33	2.5	6	0
Dowling	7	35	5.0	11	3
Rucker	3	5	1.7	8	0
Studstill	1	11	11.0	11	0
Windsor	1	-4	-4.0	-4	0
<b>Patriots</b>	<b>386</b>	<b>1532</b>	<b>4.0</b>	<b>41t</b>	<b>13</b>
<b>Opponents</b>	<b>548</b>	<b>2717</b>	<b>5.0</b>	<b>47</b>	<b>27</b>

RECEIVING	NO	YDS	AVG	LG	TD
Rucker	44	681	15.5	62	3
Windsor	33	383	11.6	24	1
Garrett	30	410	13.7	43	0
Vataha	25	369	14.8	44	2
Ashton	22	207	9.4	24	1
Gladieux	19	192	10.1	31	0
Tarver	11	112	10.2	22	1
T. Reynolds	8	152	19.0	36t	2
Maitland	4	33	8.3	9	0
Beer	2	40	20.0	21	0
<b>Patriots</b>	<b>198</b>	<b>2579</b>	<b>13.0</b>	<b>62</b>	<b>10</b>
<b>Opponents</b>	<b>174</b>	<b>2623</b>	<b>15.1</b>	<b>62</b>	<b>24</b>

INTERCEPTIONS	NO	YDS	AVG	LG	TD
Jackson	4	133	33.3	55	0
Harris	3	45	15.0	32	0
Hoey	1	25	25.0	25	0
Blanchard	1	20	20.0	20	0
Carwell	1	0	0.0	0	0
<b>Patriots</b>	<b>10</b>	<b>223</b>	<b>22.3</b>	<b>55</b>	<b>0</b>
<b>Opponents</b>	<b>28</b>	<b>490</b>	<b>17.5</b>	<b>61</b>	<b>2</b>

PUNTING	NO	YDS	AVG	LG	BLK
Studstill	75	2859	38.1	57	1
<b>Patriots</b>	<b>75</b>	<b>2859</b>	<b>38.1</b>	<b>57</b>	<b>1</b>
<b>Opponents</b>	<b>48</b>	<b>1937</b>	<b>40.4</b>	<b>60</b>	<b>0</b>

PUNT RETURNS	NO	FC	YDS	AVG	LG	TD
Garrett	6	0	36	6.0	27	0
Carwell	5	1	2	0.4	4	0
Harris	4	3	5	1.3	5	0
Gladieux	2	4	-6	-3.0	-6	0
<b>Patriots</b>	<b>17</b>	<b>8</b>	<b>37</b>	<b>2.2</b>	<b>27</b>	<b>0</b>
<b>Opponents</b>	<b>34</b>	<b>24</b>	<b>366</b>	<b>10.8</b>	<b>59</b>	<b>1</b>

KICK RETURNS	NO	YDS	AVG	LG	TD
Garrett	16	410	25.6	49	0
Ashton	15	309	20.6	31	0
Hoey	9	210	23.3	30	0
Rucker	8	227	28.4	43	0
Matthews	3	74	24.7	29	0
Maitland	3	48	16.0	19	0
<b>Beer</b>	<b>1</b>	<b>15</b>	<b>15.0</b>	<b>15</b>	<b>0</b>
<b>Patriots</b>	<b>55</b>	<b>1293</b>	<b>23.5</b>	<b>49</b>	<b>0</b>
<b>Opponents</b>	<b>32</b>	<b>784</b>	<b>24.5</b>	<b>73</b>	<b>0</b>

**Sacks:** Adams 4.0, Rowe 2.5, Harris 2.0, Wirgowski 2.0, Hagen 1.0, Weisacosky 1.0, White 1.0, Cash 1.0, Team 0.5. Patriots 15.0, Opponents 44.0.

FIELD GOALS	1-19	20-29	30-39	40-49	50+
Walker	0/0	0/0	2/4	0/3	0/1
Gogolak	1/1	2/3	2/2	1/1	0/1
<b>Patriots</b>	<b>1/1</b>	<b>2/3</b>	<b>4/6</b>	<b>1/4</b>	<b>0/2</b>
<b>Opponents</b>	<b>6/8</b>	<b>3/4</b>	<b>10/13</b>	<b>3/8</b>	<b>0/3</b>

**Gogolak:** (-) (-) (23G,42n) (-) (36G,25G, 50b) (16G) (20G) (36G) (-) (-) (-) (-) (-) (-).

**Walker:** (-) (-) (-) (-) (-) (-) (-) (-) (-) (48b) (39n,36G) (48b) (40n,51n) (30n,36G) (-).

**Opponents:** (38G,51b) (38G,21G,32b, 10n) (27n,50n) (11G) (37G,37G) (19G, 22G, 35G,33G,32n) (21G,39n,31G) (9G, 52n,18n) (16G,49n,48b) (44G,45G) (40G,45n) (36G,10G,18G) (40n,30G,45n) (35G).

**Starters: Offense:** WR Randy Vataha (4); LT Bob Reynolds (10), Mike Montler (4); LG M. Montler (10), Bill Lenkaitis (3), Sam Adams (1); C Jon Morris (13), B. Lenkaitis (1); RG Lennie St. Jean (14); RT Tommy Neville (14); TE Bob Windsor (14); WR Reggie Rucker (14); QB Jim Plunkett (14); RB Carl Garrett (5), Josh Ashton (4), Bob Gladieux (3), John Tarver (2); FB J. Ashton (8), B. Gladieux (3), C. Garrett (2), John Tarver (1).

**Defense:** LE Julius Adams (6), Jim White (6), Ron Berger (2); LT Dave Rowe (9), J. Adams (5); RE Dennis Wirgowski (13), R. Berger (1); RT Rick Cash (13), D. Wirgowski (1); LLB Ed Weisacosky (13), Dick Blanchard (1); MLB Jim Cheyunski (11), Ralph Cindrich (3); RLB Ron Acks (13), Roin Kadziel (1); LCB Larry Carwell (14); RCB John Outlaw (5), Ron Bolton (4), George Hoey (3), Honor Jackson (2); SS H. Jackson (6), Clarence Scott (6), Rickie Harris (1), G. Hoey (1); FS R. Harris (10), G. Hoey (2), H. Jackson (2).

**1972 Coaching Staff:** Bruce Beatty, Offensive Line, Dick Evans, Defensive Line, Tom Fletcher, Defensive Backfield, John Meyer, Linebackers, Burnie Miller, Special Teams, Sam Rutigliano, Off. Backs/Receivers, Jerry Stoltz, Receivers.

## Pro Bowl (0)

PASSING	ATT	CMP	YARDS	CMP%	YDS/ATT	TD	TD%	INT	INT%	LG	SK/YDS	RATING
Plunkett	355	169	2196	47.6	6.19	8	2.3	25	7.0	62	39/385	45.7
Dowling	54	29	383	53.7	7.09	2	3.7	1	1.9	42	4/63	81.0
Garrett	1	0	0	0.0	0.0	0	0.0	1	100.0	0	1/4	0.0
Gladieux	1	0	0	0.0	0.0	0	0.0	1	100.0	0	0/0	0.0
Studstill	1	0	0	0.0	0.0	0	0.0	0	0.0	0	0/0	39.6
<b>Patriots</b>	<b>412</b>	<b>198</b>	<b>2579</b>	<b>48.1</b>	<b>6.26</b>	<b>10</b>	<b>2.4</b>	<b>28</b>	<b>6.8</b>	<b>62</b>	<b>44/452</b>	<b>48.0</b>
<b>Opponents</b>	<b>326</b>	<b>175</b>	<b>2634</b>	<b>53.7</b>	<b>8.08</b>	<b>23</b>	<b>7.1</b>	<b>10</b>	<b>3.1</b>	<b>62</b>	<b>15/101</b>	<b>91.2</b>

# 1973 FINAL STATISTICS (5-9)

Head Coach: Chuck Fairbanks • Third in AFC East • Home Stadium: Schaefer Stadium

DATE	W/L	SCORE	OPPONENT	ATTENDANCE
9/16	L	13-31	Buffalo	56,114
9/23	L	7-10	Kansas City	57,918
9/30	L	23-44	at Miami	80,047
10/07	W	24-16	Baltimore	57,044
10/14	L	7-9	N.Y. Jets	58,659
10/21	W	13-10	at Chicago	55,701
10/28	L	14-30	Miami	61,279
11/04	L	23-24	at Philadelphia	65,070
11/11	L	13-33	at N.Y. Jets	60,737
11/18	W	33-24	Green Bay	61,279
11/25	W	32-0	at Houston	27,344
12/02	W	30-14	San Diego	58,150
12/09	L	13-37	at Buffalo	75,841
12/16	L	13-18	at Baltimore	52,065

## Team Statistics

	PATS	OPP
<b>TOTAL FIRST DOWNS</b>	<b>237</b>	<b>215</b>
By Rushing	97	142
By Passing	122	67
By Penalty	18	6
Third Down: Md/Att.	73/192	69/185
Third Down: Eff.	38.0	37.3
<b>TOTAL NET YARDS</b>	<b>3843</b>	<b>4188</b>
Avg. per Game	274.5	299.1
Total Offensive Plays	871	832
Avg. per Play	4.4	5.0
<b>NET YARDS RUSHING</b>	<b>1612</b>	<b>2850</b>
Total Rushing Plays	454	560
Avg. per Rush	3.6	5.1
Avg. per Game	115.1	203.6
<b>NET YARDS PASSING</b>	<b>2231</b>	<b>1338</b>
Avg. per Game	159.4	95.6
Sacked/Yards Lost	37/350	32/262
Gross Yards Passing	2581	1600
Att./Completions	380/195	240/134
Completion Pct.	51.3	55.8
Had Intercepted	17	13
<b>PUNTS/AVERAGE</b>	<b>61/37.7</b>	<b>62/40.5</b>
<b>PENALTIES/YARDS</b>	<b>50/550</b>	<b>77/693</b>
<b>FUMBLES/BALLS LOST</b>	<b>51/25</b>	<b>27/18</b>
<b>TOUCHDOWNS</b>	<b>31</b>	<b>32</b>
Rushing	15	16
Passing	13	11
Returns	3	5
<b>Score by Periods</b>	<b>1 2 3 4 OT Total</b>	<b>0 0 0 0 0 258</b>
Patriots	48 69 74 67 0	0 258
Opponents	57 86 77 80 0	0 300

SCORING	TD	Ru	Pa	Rt	PAT	FG	S	TP
White	0	0	0	0	21/25	14/25	0	63
Plunkett	5	5	0	0	0	0	0	30
Cunningham	5	4	1	0	0	0	0	30
Herron	4	2	1	1	0	0	0	24
Tarver	4	4	0	0	0	0	0	24
Windsor	4	0	4	0	0	0	0	24
Rucker	3	0	3	0	0	0	0	18
Vataha	3	0	2	1	0	0	0	18
Stingley	2	0	2	0	0	0	0	12
Bell	0	0	0	0	4/5	1/4	0	7
Foster	1	0	0	1	0	0	0	6
Kiner	0	0	0	0	0	0	1	2
Team	0	0	0	0	0/1	0	0	0
<b>Patriots</b>	<b>31</b>	<b>15</b>	<b>13</b>	<b>3</b>	<b>25/31</b>	<b>15/29</b>	<b>1</b>	<b>258</b>
<b>Opponents</b>	<b>32</b>	<b>16</b>	<b>11</b>	<b>5</b>	<b>30/32</b>	<b>26/32</b>	<b>0</b>	<b>300</b>

RUSHING	NO	YDS	AVG	LG	TD
Cunningham	155	516	3.3	25	4
Tarver	72	321	4.5	28	4
Ashton	93	305	3.3	34	0
Plunkett	44	209	4.8	20	5
Herron	61	200	3.3	17	2
Stingley	6	64	10.7	19	0
McCall	10	15	1.5	14	0
B. Adams	2	7	3.5	4	0
Gipson	5	-1	-0.2	4	0
Rucker	2	-1	-0.5	0	0
Welch	1	-2	-2.0	-2	0
Windsor	1	-6	-6.0	-6	0
Vataha	2	-15	-7.5	-11	0
<b>Patriots</b>	<b>454</b>	<b>1612</b>	<b>3.6</b>	<b>34</b>	<b>15</b>
<b>Opponents</b>	<b>560</b>	<b>2850</b>	<b>5.1</b>	<b>30</b>	<b>16</b>

RECEIVING	NO	YDS	AVG	LG	TD
Rucker	53	743	14.0	64	3
Windsor	23	348	15.1	36	4
Stingley	23	339	14.7	25	2
Vataha	20	341	17.1	48	2
Herron	18	265	14.7	29	1
Cunningham	15	144	9.6	34	1
B. Adams	14	197	14.1	30	0
Ashton	11	113	10.3	51	0
Tarver	9	51	5.7	13	0
Welch	6	22	3.7	8	0
McCall	3	18	6.0	14	0
<b>Patriots</b>	<b>195</b>	<b>2581</b>	<b>13.2</b>	<b>64</b>	<b>13</b>
<b>Opponents</b>	<b>134</b>	<b>1600</b>	<b>11.9</b>	<b>50</b>	<b>11</b>

INTERCEPTIONS	NO	YDS	AVG	LG	TD
Bolton	6	65	10.8	56	0
Durko	3	26	8.7	16	0
Anderson	2	3	1.5	3	0
Acks	1	11	11.0	11	0
Jackson	1	0	0.0	0	0
<b>Patriots</b>	<b>13</b>	<b>105</b>	<b>8.1</b>	<b>56</b>	<b>0</b>
<b>Opponents</b>	<b>17</b>	<b>285</b>	<b>16.8</b>	<b>47</b>	<b>1</b>

PUNTING	NO	YDS	AVG	LG	BLK
Barnes	55	2134	38.8	53	0
White	6	163	27.1	51	0
<b>Patriots</b>	<b>61</b>	<b>2297</b>	<b>37.7</b>	<b>53</b>	<b>0</b>
<b>Opponents</b>	<b>62</b>	<b>2509</b>	<b>40.5</b>	<b>58</b>	<b>1</b>

PUNT RETURNS	NO	FC	YDS	AVG	LG	TD
Herron	27	8	282	10.4	54	0
Stingley	3	2	21	7.0	16	0
Durko	3	2	21	7.0	15	0
<b>Patriots</b>	<b>33</b>	<b>12</b>	<b>324</b>	<b>9.8</b>	<b>54</b>	<b>0</b>
<b>Opponents</b>	<b>29</b>	<b>23</b>	<b>154</b>	<b>5.3</b>	<b>27</b>	<b>0</b>

KICK RETURNS	NO	YDS	AVG	LG	TD
Herron	41	1092	26.6	92t	1
Stingley	6	143	23.8	29	0
Rucker	5	103	20.6	43	0
McCall	2	17	8.5	17	0
Tarver	1	17	17.0	17	0
Windsor	1	0	0.0	0	0
Hannah	1	0	0.0	0	0
<b>Patriots</b>	<b>57</b>	<b>1372</b>	<b>24.1</b>	<b>92t</b>	<b>1</b>
<b>Opponents</b>	<b>40</b>	<b>963</b>	<b>24.1</b>	<b>90t</b>	<b>1</b>

**Sacks:** Adams 8.0, Hamilton 5.5, Moore 4.0, Cash 3.0, Rowe 2.5, Acks 1.5, Forster 1.0, Kiner 1.0, Lunsford 1.0, Smith 1.0, Bolton 0.5, Chandler 0.5, King 0.5, Tanner 0.5, Team 2.0. Patriots 32.0, Opponents 37.0.

FIELD GOALS	1-19	20-29	30-39	40-49	50+
White	6/8	2/3	3/5	3/7	0/2
Bell	0/0	0/0	1/3	0/0	0/1
<b>Patriots</b>	<b>6/8</b>	<b>2/3</b>	<b>4/8</b>	<b>3/7</b>	<b>0/3</b>
<b>Opponents</b>	<b>3/3</b>	<b>6/7</b>	<b>12/14</b>	<b>5/8</b>	<b>0/0</b>

**White:** (53n) (30n) (33b,36G)  
**White:** (40G,18b) (34n) (32G,11G,43n) (-) (49n, 33G,43n,18n,47b) (-) (19G,21G,26G, 18G) (48G,26n,51n,36G,46G) (11G) (14G, 12G) (52n,36n).

**Opponents:** (44n,48G) (33G,33n,39b) (40G,36G,40G) (38G,27G,38G) (40G, 39G,22G) (30G) (25G,38G,23G) (12G) (44G,22G,28G,39G) (33G,20n) (43b) (47b) (34G,34G,19G) (16G,32G).

**Starters: Offense:** WR Reggie Rucker (8), Darryl Stingley (6); LT Sam Adams (5), Leon Gray (5), Bob Reynolds (4); LG John Hannah (14); C Bill Lenkatis (12); Jon Morris (2); RG Lennie St. Jean (14); RT Tom Neville (9), L. Gray (3), S. Adams (2); TE Bob Windsor (9), Bob Adams (5); WR R. Rucker (6), D. Stingley (4), Randy Vataha (4); QB Jim Plunkett (14); RB Josh Ashton (8), John Tarver (3), Sam Cunningham (1), Mack Herron (1), Bob McCall (1); FB S. Cunningham (9), J. Tarver (4), Claxton Welch (1).

**Defense:** LE Ray Hamilton (14); NT Dave Rowe (14); RE Rick Cash (14); RT Julius Adams (14); LLB Steve Kiner (14); MLB Edgar Chandler (11), Brian Stenger (2), Will Foster (1); RLB Ron Acks (14); LCB George Hoey (12), Donald Martin (2); RCB Ron Bolton (14); SS Sandy Durko (14), FS Ralph Anderson (10), Honor Jackson (3), Dave Mason (1).

**1973 Coaching Staff:** Hank Bullough, Defensive Line, Ron Erhardt, Offensive Backfield, Red Miller, Offensive Line, Bill Nelsen, Quarterbacks, Sam Rutigliano, Off. Backs/Receivers, Charlie Sumner, Linebackers/Secondary, Jim Valek, Special Teams, Larry Weaver, Defensive Backfield.

Pro Bowl (0)

PASSING	ATT	CMP	YARDS	CMP%	YDS/ATT	TD	TD%	INT	INT%	LG	SK/YDS	RATING
Plunkett	376	193	2550	51.3	6.78	13	3.5	17	4.5	64	37/350	65.8
Shiner	4	2	31	50.0	7.75	0	0.0	0	0.0	23	0/0	76.0
<b>Patriots</b>	<b>380</b>	<b>195</b>	<b>2581</b>	<b>51.3</b>	<b>6.79</b>	<b>13</b>	<b>3.4</b>	<b>17</b>	<b>4.5</b>	<b>64</b>	<b>37/350</b>	<b>65.9</b>
<b>Opponents</b>	<b>240</b>	<b>134</b>	<b>1600</b>	<b>55.8</b>	<b>6.67</b>	<b>11</b>	<b>4.6</b>	<b>13</b>	<b>5.4</b>	<b>50</b>	<b>32/262</b>	<b>69.1</b>

# 1974 FINAL STATISTICS (7-7)

Head Coach: Chuck Fairbanks • Tied for Third in AFC East • Home Stadium: Schaefer Stadium

DATE	W/L	SCORE	OPPONENT	ATTENDANCE
9/15	W	34-24	Miami	55,006
9/22	W	28-20	at N.Y. Giants	49,267
9/29	W	20-14	L.A. Rams	61,279
10/06	W	42-3	Baltimore	59,502
10/13	W	24-0	at N.Y. Jets	61,400
10/20	L	28-30	at Buffalo	80,020
10/27	W	17-14	at Minnesota	48,497
11/03	L	28-29	Buffalo	61,279
11/10	L	14-21	Cleveland	61,279
11/17	L	16-21	N.Y. Jets	61,279
11/24	W	27-17	at Baltimore	38,971
12/01	L	26-41	at Oakland	54,020
12/08	L	17-21	Pittsburgh	61,279
12/15	L	27-34	at Miami	79,420

## Team Statistics

	PATS	OPP
<b>TOTAL FIRST DOWNS</b>	<b>255</b>	<b>240</b>
By Rushing	123	100
By Passing	113	129
By Penalty	19	11
Third Down: Md/Att.	96/202	73/192
Third Down: Eff.	47.5	38.0
<b>TOTAL NET YARDS</b>	<b>4474</b>	<b>4067</b>
Avg. per Game	319.6	290.5
Total Offensive Plays	900	879
Avg. per Play	5.0	4.6
<b>NET YARDS RUSHING</b>	<b>2134</b>	<b>1587</b>
Total Rushing Plays	520	467
Avg. per Rush	4.1	3.4
Avg. per Game	152.4	113.4
<b>NET YARDS PASSING</b>	<b>2340</b>	<b>2480</b>
Avg. per Game	167.1	177.1
Sacked/Yards Lost	21/174	38/294
Gross Yards Passing	2514	2774
Att./Completions	359/177	374/210
Completion Pct.	49.3	56.1
Had Intercepted	23	24
<b>PUNTS/AVERAGE</b>	<b>71/36.2</b>	<b>75/38.4</b>
<b>PENALTIES/YARDS</b>	<b>87/843</b>	<b>76/642</b>
<b>FUMBLES/BALLS LOST</b>	<b>26/15</b>	<b>29/14</b>
<b>TOUCHDOWNS</b>	<b>43</b>	<b>37</b>
Rushing	21	16
Passing	19	17
Returns	3	4
<b>Score by Periods</b>	<b>1 2 3 4 OT</b>	<b>Total</b>
Patriots	86 116 64 82 0	348
Opponents	68 92 49 80 0	289
<b>SCORING</b>	<b>TD Ru Pa Rt PAT FG S TP</b>	<b>GO</b>
Smith	0 0 0 0 0 42/43 16/22 0	90
Herron	12 7 5 0 0 0 0	72
Cunningham	11 9 2 0 0 0 0	66
Rucker	4 0 0 4 0 0 0	24
Vataha	3 0 0 3 0 0 0	18
Plunkett	2 2 0 0 0 0 0	12
Stingley	2 1 1 0 0 0 0	12
Tarver	2 2 0 0 0 0 0	12
Geddes	1 0 0 1 0 0 0	6
Hannah	1 0 0 1 0 0 0	6
Marshall	1 0 0 1 0 0 0	6
Sanders	1 0 0 1 0 0 0	6
Schubert	1 0 0 1 0 0 0	6
Tanner	1 0 0 1 0 0 0	6
Windsor	1 0 0 1 0 0 0	6
<b>Patriots</b>	<b>43 21 19 3 42/43 16/22 0</b>	<b>348</b>
<b>Opponents</b>	<b>37 16 17 4 32/37 11/18 1</b>	<b>289</b>

RUSHING	NO	YDS	AVG	LG	TD
Herron	231	824	3.6	28	7
Cunningham	166	811	4.9	75t	9
Plunkett	30	161	5.4	37	2
Tarver	41	101	2.5	18	2
Ashton	26	99	3.8	22	0
Stingley	5	63	12.6	23t	1
Wilson	15	57	3.8	12	0
Vataha	3	21	7.0	24	0
Hinton	1	1	1.0	1	0
Johnson	2	-4	-2.0	-2	0
<b>Patriots</b>	<b>520</b>	<b>2134</b>	<b>4.1</b>	<b>75t</b>	<b>21</b>
<b>Opponents</b>	<b>467</b>	<b>1587</b>	<b>3.4</b>	<b>34</b>	<b>16</b>

RECEIVING	NO	YDS	AVG	LG	TD
Herron	38	474	12.5	18	5
Rucker	27	436	16.1	69t	4
Vataha	25	561	22.4	59t	3
Cunningham	22	214	9.7	37	2
Adams, B.	17	244	14.4	24	0
Windsor	12	127	10.6	20	1
Stingley	10	139	13.9	20t	1
Tarver	9	37	4.1	12	0
Johnson	8	147	18.4	34	0
Wilson	3	38	12.7	23	0
Hinton	2	36	18.0	20	0
Tanner	2	23	11.5	21	1
Schubert	1	21	21.0	21t	1
Marshall	1	17	17.0	17t	1
<b>Patriots</b>	<b>177</b>	<b>2514</b>	<b>14.2</b>	<b>69t</b>	<b>19</b>
<b>Opponents</b>	<b>210</b>	<b>2774</b>	<b>13.2</b>	<b>67t</b>	<b>17</b>

INTERCEPTIONS	NO	YDS	AVG	LG	TD
Bolton	7	18	2.6	10	0
Sanders	5	57	11.4	23t	1
Hunt	3	66	22.0	27	0
McCray	3	61	20.3	37	0
Mildren	3	51	17.0	41	0
Geddes	2	32	16.0	29t	1
King	1	9	9.0	9	0
<b>Patriots</b>	<b>24</b>	<b>294</b>	<b>12.3</b>	<b>41</b>	<b>2</b>
<b>Opponents</b>	<b>23</b>	<b>331</b>	<b>14.4</b>	<b>72t</b>	<b>2</b>

PUNTING	NO	YDS	AVG	LG	BLK
Barnes	45	1604	35.6	50	0
Chapple	26	967	37.2	57	0
<b>Patriots</b>	<b>71</b>	<b>2571</b>	<b>36.2</b>	<b>57</b>	<b>0</b>
<b>Opponents</b>	<b>75</b>	<b>2882</b>	<b>38.4</b>	<b>59</b>	<b>0</b>

PUNT RETURNS	NO	FC	YDS	AVG	LG	TD
Herron	35	4	517	14.8	66	0
Schubert	3	2	15	5.0	11	0
Durko	1	1	1	1.0	1	0
Hinton	1	0	0	0.0	0	0
Johnson	0	3	0	0.0	0	0
Sanders	0	1	0	0.0	0	0
<b>Patriots</b>	<b>40</b>	<b>11</b>	<b>533</b>	<b>13.3</b>	<b>66</b>	<b>0</b>
<b>Opponents</b>	<b>41</b>	<b>5</b>	<b>314</b>	<b>7.7</b>	<b>42</b>	<b>0</b>

KICK RETURNS	NO	YDS	AVG	LG	TD
Herron	28	629	18.0	62	0
Johnson	15	303	20.2	41	0
Schubert	5	112	22.4	32	0
Hinton	3	83	27.7	53	0
Wilson	2	33	16.5	18	0
Tanner	2	17	8.5	17	0
Hunt	1	21	21.0	21	0
Durko	1	0	0.0	0	0
Smith, D.	1	0	0.0	0	0
<b>Patriots</b>	<b>58</b>	<b>1198</b>	<b>20.7</b>	<b>62</b>	<b>0</b>
<b>Opponents</b>	<b>64</b>	<b>1678</b>	<b>26.2</b>	<b>88t</b>	<b>1</b>

**Sacks:** Adams 8.0, Hamilton 5.0, Lunsford 5.0, McGee 4.5, Webster 4.5, King 3.5, Smith 3.0, Moore 2.0, Hunt 1.5, Nelson 1.0, Carter 0.5. Patriots 38.0, Opponents 21.0.

FIELD GOALS	1-19	20-29	30-39	40-49	50+
Smith	0/0	6/7	8/10	2/5	0/0
<b>Patriots</b>	<b>0/0</b>	<b>6/7</b>	<b>8/10</b>	<b>2/5</b>	<b>0/0</b>
<b>Opponents</b>	<b>0/0</b>	<b>5/5</b>	<b>2/4</b>	<b>4/9</b>	<b>0/0</b>

**Smith:** (21G,21n,26G) (30n) (39G,23G) (-) (37G) (-) (37G) (47n,46b) (-) (32G, 34n,44G,35G) (33G,28G) (22G,35G) (20G,44n) (46G,34G).

**Opponents:** (33G) (-) (41b) (31n,27G) (-) (35G) (43n,34n) (45G,20G,46n,47G) (-) (-) (48n,25G) (-) (40G,27G,47n) (28G, 40G).

**Starters: Offense:** WR Reggie Rucker (9), Andy Johnson (3), Eddie Hinton (1), Darryl Stingley (1); LT Leon Gray (14); LG John Hannah (14); C Bill Lenkaitis (14); RG Sam Adams (13), Bill DuLac (1); RT Tom Neville (14); TE Bob Adams (7), Bob Windsor (7); WR Randy Vataha (9), Steve Schubert (3), R. Rucker (1), D. Stingley (1); QB Jim Plunkett (14); RB Mack Herron (14); Sam Cunningham (10), Josh Tarver (4).

**Defense:** LE Mel Lunsford (7), Julius Adams (5), Ray Hamilton (1), Tony McGee (1); NT/LT R. Hamilton (13), M. Lunsford (1); RE/RT J. Adams (6), George Webster (5), M. Lunsford (2), J. Tanner (1); LOLB/RE G. Webster (7), M. Lunsford (3), J. Adams (3), J. Tanner (1); LILB/LLB Steve Nelson (9), Bob Geddes (5); RILB Sam Hunt (14); ROLB Steve King (14); LCB John Sanders (10), Willie Osley (3), Ron Bolton (1); RCB R. Bolton (13), W. Osley (1); SS Jack Mildren (9), Sandy Durko (4), Prentice McCray (1); FS P. McCray (13), J. Mildren (1).

**1974 Coaching Staff:** Hank Bullough, Defensive Line, Ron Erhardt, Offensive Backfield, Red Miller, Offensive Line, Bill Nelsen, Quarterbacks, Ray Perkins, Receivers, Charlie Sumner, Linebackers/Secondary, Jim Valek, Special Teams, Larry Weaver, Defensive Backfield.

## Pro Bowl (0)

PASSING	ATT	CMP	YARDS	CMP%	YDS/ATT	TD	TD%	INT	INT%	LG	SK/YDS	RATING
Plunkett	352	173	2457	49.1	6.98	19	5.4	22	6.3	69t	21/174	64.1
Shiner	6	3	37	50.0	6.17	0	0.0	1	16.7	18	0/0	29.9
Graff	1	1	20	100.0	20.0	0	0.0	0	0.0	20	0/0	118.8
<b>Patriots</b>	<b>359</b>	<b>177</b>	<b>2514</b>	<b>49.3</b>	<b>7.00</b>	<b>19</b>	<b>5.3</b>	<b>23</b>	<b>6.4</b>	<b>69t</b>	<b>21/174</b>	<b>63.3</b>
<b>Opponents</b>	<b>374</b>	<b>210</b>	<b>2774</b>	<b>56.1</b>	<b>7.42</b>	<b>17</b>	<b>4.5</b>	<b>24</b>	<b>6.4</b>	<b>67t</b>	<b>38/294</b>	<b>68.2</b>

# 1975 FINAL STATISTICS (3-11)

Head Coach: Chuck Fairbanks • Tied for Fourth in AFC East • Home Stadium: Schaefer Stadium

DATE	W/L	SCORE	OPPONENT	ATTENDANCE
9/21	L	0-7	Houston	54,212
9/28	L	14-22	Miami	61,279
10/05	L	7-36	at N.Y. Jets	61,415
10/12	L	10-27	at Cincinnati	55,856
10/19	W	21-10	Baltimore	56,844
10/26	W	24-16	San Francisco	60,691
11/02	L	17-24	at St. Louis	47,263
11/09	W	33-19	at San Diego	26,090
11/16	L	31-34	Dallas	61,279
11/23	L	31-45	at Buffalo	69,207
12/01	L	7-20	at Miami	68,480
12/07	L	28-30	N.Y. Jets	57,539
12/14	L	14-34	Buffalo	59,646
12/21	L	21-34	at Baltimore	50,801

## Team Statistics

	PATS	OPP
<b>TOTAL FIRST DOWNS</b>	<b>253</b>	<b>254</b>
By Rushing	94	118
By Passing	133	120
By Penalty	26	16
Third Down: Md/Att.	82/195	90/216
Third Down: Eff.	42.1	41.7
<b>TOTAL NET YARDS</b>	<b>4283</b>	<b>4464</b>
Avg. per Game	305.9	318.9
Total Offensive Plays	912	956
Avg. per Play	4.7	4.7
<b>NET YARDS RUSHING</b>	<b>1845</b>	<b>2220</b>
Total Rushing Plays	472	555
Avg. per Rush	3.9	4.0
Avg. per Game	131.8	158.6
<b>NET YARDS PASSING</b>	<b>2438</b>	<b>2244</b>
Avg. per Game	174.1	160.3
Sacked/Yards Lost	39/330	33/271
Gross Yards Passing	2768	2515
Att./Completions	401/193	368/213
Completion Pct.	48.1	57.9
Had Intercepted	28	13
<b>PUNTS/AVERAGE</b>	<b>83/38.8</b>	<b>77/39.5</b>
<b>PENALTIES/YARDS</b>	<b>89/719</b>	<b>103/759</b>
<b>FUMBLES/BALLS LOST</b>	<b>43/22</b>	<b>31/16</b>
<b>TOUCHDOWNS</b>	<b>33</b>	<b>42</b>
Rushing	14	20
Passing	16	18
Returns	3	4
<b>Score by Periods</b>	<b>1 2 3 4 OT</b>	<b>Total</b>
Patriots	37 107 38 76 0	258
Opponents	67 77 110 104 0	358

SCORING	TD	Ru	Pa	Rt	PAT	FG	S	TP
Smith	0	0	0	0	33/33	9/17	0	60
Cunningham	8	6	2	0	0	0	0	48
Vataha	6	0	6	0	0	0	0	36
Francis	4	0	4	0	0	0	0	24
Johnson	4	3	1	0	0	0	0	24
Grogan	3	3	0	0	0	0	0	18
Calhoun	2	1	1	0	0	0	0	12
Stingley	2	0	2	0	0	0	0	12
Carter	1	0	0	1	0	0	0	6
Hamilton	1	0	0	1	0	0	0	6
Howard	1	0	0	1	0	0	0	6
Plunkett	1	1	0	0	0	0	0	6
Patriots	33	14	16	3	33/33	9/17	0	58
Opponents	42	20	18	4	37/42	23/35	0	58

RUSHING	NO	YDS	AVG	LG	TD
Cunningham	169	666	3.9	17	6
Johnson	117	488	4.2	66t	3
Herron	61	274	4.5	53	0
Grogan	30	110	3.7	14	3
Calhoun	23	104	4.5	38t	1
Carter	22	95	4.3	19	0
McQuay	33	47	1.4	9	0
Stingley	6	39	6.5	21	0
Dressler	3	8	2.7	6	0
Plunkett	4	7	1.8	5	1
Vataha	1	4	4.0	4	0
Graff	2	2	1.0	2	0
Anderson	1	1	1.0	1	0
<b>Patriots</b>	<b>472</b>	<b>1845</b>	<b>3.9</b>	<b>66t</b>	<b>14</b>
<b>Opponents</b>	<b>555</b>	<b>2220</b>	<b>4.0</b>	<b>63t</b>	<b>20</b>

RECEIVING	NO	YDS	AVG	LG	TD
Vataha	46	720	15.7	47	6
Francis	35	636	18.2	48	4
Cunningham	32	253	7.9	24	2
Johnson	26	294	11.3	29	1
Stingley	21	378	18.0	45	2
Burks	6	158	26.3	76	0
Windsor	6	57	9.5	12	0
Calhoun	5	111	22.2	62t	1
Herron	5	50	10.0	19	0
Wright	4	46	11.5	20	0
McQuay	4	27	6.8	16	0
Carter	2	39	19.5	26	0
Dressler	1	-1	-1.0	-1	0
<b>Patriots</b>	<b>193</b>	<b>2768</b>	<b>14.3</b>	<b>76</b>	<b>16</b>
<b>Opponents</b>	<b>213</b>	<b>2515</b>	<b>11.8</b>	<b>77t</b>	<b>18</b>

INTERCEPTIONS	NO	YDS	AVG	LG	TD
Bolton	5	33	6.6	15	0
Howard	3	52	17.3	44t	1
Nelson	2	8	4.0	4	0
Reilly	1	54	54.0	54	0
Sanders	1	18	18.0	18	0
Webster	1	0	0.0	0	0
<b>Patriots</b>	<b>13</b>	<b>165</b>	<b>12.7</b>	<b>54</b>	<b>1</b>
<b>Opponents</b>	<b>28</b>	<b>388</b>	<b>13.9</b>	<b>58</b>	<b>1</b>

PUNTING	NO	YDS	AVG	LG	BLK
Patrick	83	3223	38.8	62	0
<b>Patriots</b>	<b>83</b>	<b>3223</b>	<b>38.8</b>	<b>62</b>	<b>0</b>
<b>Opponents</b>	<b>77</b>	<b>3042</b>	<b>39.5</b>	<b>65</b>	<b>1</b>

PUNT RETURNS	NO	FC	YDS	AVG	LG	TD
Stingley	15	2	113	7.5	29	0
Herron	12	2	89	7.4	17	0
Johnson	6	4	60	10.0	15	0
<b>Patriots</b>	<b>33</b>	<b>8</b>	<b>262</b>	<b>7.9</b>	<b>29</b>	<b>0</b>
<b>Opponents</b>	<b>42</b>	<b>12</b>	<b>513</b>	<b>12.2</b>	<b>69t</b>	<b>1</b>

KICK RETURNS	NO	YDS	AVG	LG	TD
Carter	32	879	27.5	99t	1
McQuay	15	252	16.8	34	0
Johnson	10	188	18.8	32	0
Burks	4	65	16.3	25	0
Herron	2	75	37.5	40	0
Stingley	2	44	22.0	24	0
Calhoun	1	17	17.0	17	0
<b>Patriots</b>	<b>66</b>	<b>1520</b>	<b>23.0</b>	<b>99t</b>	<b>1</b>
<b>Opponents</b>	<b>46</b>	<b>1142</b>	<b>24.8</b>	<b>59</b>	<b>0</b>

**Sacks:** McGee 9.0, Hamilton 6.0, Adams 4.0, Hanneman 4.0, Zabel 3.0, Hunt 2.0, Nelson 2.0, Cusik 1.0, King 1.0, Webster 1.0. Patriots 33.0, Opponents 39.0.

FIELD GOALS	1-19	20-29	30-39	40-49	50+
<b>Smith</b>	<b>1/1</b>	<b>1/1</b>	<b>5/6</b>	<b>2/8</b>	<b>0/1</b>
<b>Patriots</b>	<b>1/1</b>	<b>1/1</b>	<b>5/6</b>	<b>2/8</b>	<b>0/1</b>
<b>Opponents</b>	<b>1/1</b>	<b>11/11</b>	<b>6/10</b>	<b>5/13</b>	<b>0/0</b>

**Smith:** (44n,46n) (40n) (-) (35G) (52n) (44G,41b) (32G) (38G,19G,35G,46G) (29G) (42b,34G) (43n) (33b) (-) (-).

**Opponents:** (36n) (26G,26G,33G) (46n, 47G) (29G,21G) (34G) (47n,28G) (44b, 21G) (41G,49n,30G,25G,37G) (43G, 26G) (28G,43n) (25G,39G) (42G,27G, 48b,44G,46b,38n) (31n) (19G,44n,37n, 31G).

**Starters: Offense:** WR Randy Vataha (14); LT Leon Gray (14); LG John Hannah (14); C Bill Lenkaitis (11), Doug Dumler (3); RG Sam Adams (13), Bill DuLac (1); RT Shelby Jordan (14); TE Russ Francis (11), Bob Windsor (3); WR Darryl Stingley (14); QB Steve Grogan (7), Jim Plunkett (5), Neil Graff (2); RB Andy Johnson (9), Mack Herron (5); FB Sam Cunningham (13), Don Calhoun (1).

**Defense:** LE Tony McGee (10), Mel Lunsford (4); LT/NT Ray Hamilton (14); RE/RT Julius Adams (8), Marlin Imhof (3), Craig Hanneman (2), Sam Hunt (1); LOLB/RE George Webster (9), Steve Zabel (2), C Hanneman (1), Steve King (1), Kevin Reilly (1); LILB/LLB Steve Nelson (13), G. Webster (1); RILB/MLB S. Hunt (12), Bob Geddes (1), S. Nelson (1); ROLB/ RLB S. King (7), S. Zabel (7); LCB Bob Howard (14), RCB Ron Bolton (13), Jim Massey (1); SS Prentice McCray (14); FS John Sanders (14).

**1975 Coaching Staff:** Hank Bullough, Defensive Line, Rollie Dotsch, Outside Linebackers, Ron Erhardt, Offensive Backfield, Red Miller, Offensive Line, Ray Perkins, Receivers, John Polonchek, QBs/Special Asst. to Head Coach, Charlie Sumner, Linebackers/Secondary, Jim Valek, Special Teams, Larry Weaver, Defensive Backfield.

Pro Bowl (0)

PASSING	ATT	CMP	YARDS	CMP%	YDS/ATT	TD	TD%	INT	INT%	LG	SK/YDS	RATING
Grogan	274	139	1976	50.7	7.21	11	4.0	18	6.6	62t	22/207	60.4
Plunkett	92	36	571	39.1	6.21	3	3.3	7	7.6	76	13/89	39.7
Graff	35	18	221	51.4	6.31	2	5.7	3	8.6	31t	4/34	54.6
<b>Patriots</b>	<b>401</b>	<b>193</b>	<b>2768</b>	<b>48.1</b>	<b>6.90</b>	<b>16</b>	<b>4.0</b>	<b>28</b>	<b>7.0</b>	<b>76</b>	<b>39/330</b>	<b>55.2</b>
<b>Opponents</b>	<b>368</b>	<b>213</b>	<b>2515</b>	<b>57.9</b>	<b>6.83</b>	<b>18</b>	<b>4.9</b>	<b>13</b>	<b>3.5</b>	<b>77t</b>	<b>33/271</b>	<b>80.4</b>

# 1976 FINAL STATISTICS (11-3)

Head Coach: Chuck Fairbanks • Second in AFC East (Wild Card Playoff Qualifier) • Home Stadium: Schaefer Stadium

DATE	W/L	SCORE	OPPONENT	ATTENDANCE
9/12	L	13-27	Baltimore	43,637
9/19	W	30-14	Miami	46,227
9/26	W	30-27	at Pittsburgh	50,350
10/03	W	48-17	Oakland	61,279
10/10	L	10-30	at Detroit	63,711
10/18	W	41-7	N.Y. Jets	51,236
10/24	W	26-22	at Buffalo	50,383
10/31	L	3-10	at Miami	57,984
11/07	W	20-10	Buffalo	61,279
11/14	W	21-14	at Baltimore	60,020
11/21	W	38-24	at N.Y. Jets	58,509
11/28	W	38-14	Denver	61,279
12/05	W	27-6	New Orleans	54,057
12/12	W	31-14	at Tampa Bay	46,475
<b>AFC PLAYOFFS</b>				
12/18	L	21-24	at Oakland	54,037

## Team Statistics

	PATS	OPP
<b>TOTAL FIRST DOWNS</b>	<b>260</b>	<b>258</b>
By Rushing	150	102
By Passing	95	134
By Penalty	15	22
Third Down: Md/Att.	76/192	90/209
Third Down: Eff.	39.6	43.0
<b>TOTAL NET YARDS</b>	<b>4694</b>	<b>4022</b>
Avg. per Game	335.3	287.3
Total Offensive Plays	918	947
Avg. per Play	5.1	4.2
<b>NET YARDS RUSHING</b>	<b>2948</b>	<b>1847</b>
Total Rushing Plays	591	462
Avg. per Rush	5.0	4.0
Avg. per Game	210.6	131.9
<b>NET YARDS PASSING</b>	<b>1746</b>	<b>2175</b>
Avg. per Game	124.7	155.4
Sacked/Yards Lost	19/164	47/429
Gross Yards Passing	1910	2604
Att./Completions	309/146	437/229
Completion Pct.	47.6	52.4
Had Intercepted	20	23
<b>PUNTS/AVERAGE</b>	<b>67/40.1</b>	<b>75/38.8</b>
<b>PENALTIES/YARDS</b>	<b>102/914</b>	<b>88/764</b>
<b>FUMBLES/BALLS LOST</b>	<b>28/16</b>	<b>37/27</b>
<b>TOUCHDOWNS</b>	<b>48</b>	<b>29</b>
Rushing	24	12
Passing	18	16
Returns	6	1
<b>Score by Periods</b>	<b>1 2 3 4 OT Total</b>	<b>1 2 3 4 OT Total</b>
Patriots	54 133 97 92 0	376
Opponents	40 91 30 75 0	236

**Sacks:** McGee 9.5, Barnes 8.0, Hamilton 6.5, Bishop 6.0, Adams 5.0, Zabel 4.0, Lunsford 2.5, Tipton 2.0, King 1.5, Nelson 1.0. Patriots 47.0, Opponents 19.0.

SCORING	TD	Ru	Pa	Rt	PAT	FG	S	TP
Smith	0	0	0	0	42/46	15/25	0	87
Grogan	13	12	0	1			0	78
Johnson	10	6	4	0			0	60
Stingley	4	0	4	0			0	24
Cunningham	3	3	0	0			0	18
Francis	3	0	3	0			0	18
Chandler	3	0	3	0			0	18
Forté	2	1	1	0			0	12
Haynes	2	0	0	2			0	12
McCray	2	0	0	2			0	12
Calhoun	1	1	0	0			0	6
Phillips	1	1	0	0			0	6
Briscoe	1	0	1	0			0	6
Brook	1	0	1	0			0	6
Vataha	1	0	1	0			0	6
Hunt	1	0	0	1			0	6
Zabel	0	0	0	0	1/1	0/0	0	1
Team	0	0	0	0	0/1	0/0	0	0
<b>Patriots</b>	<b>48</b>	<b>24</b>	<b>18</b>	<b>6</b>	<b>43/48</b>	<b>15/25</b>	<b>0</b>	<b>376</b>
<b>Opponents</b>	<b>29</b>	<b>12</b>	<b>16</b>	<b>1</b>	<b>26/29</b>	<b>12/17</b>	<b>0</b>	<b>236</b>

RUSHING	NO	YDS	AVG	LG	TD
Cunningham	172	824	4.8	24	3
Calhoun	129	721	5.6	54	1
Johnson	169	699	4.1	69t	6
Grogan	60	397	6.6	41t	12
Phillips	24	164	6.8	46	1
Forté	25	100	4.0	26	1
Stingley	8	45	5.6	27	0
Francis	2	12	6.0	8	0
Burks	1	2	2.0	2	0
Patrick	1	-16	-16.0	-16	0
<b>Patriots</b>	<b>591</b>	<b>2948</b>	<b>5.0</b>	<b>69t</b>	<b>24</b>
<b>Opponents</b>	<b>462</b>	<b>1847</b>	<b>4.0</b>	<b>46</b>	<b>12</b>

RECEIVING	NO	YDS	AVG	LG	TD
Johnson	29	343	11.8	53	4
Cunningham	27	299	11.1	41	0
Francis	26	367	14.1	48	3
Stingley	17	370	21.8	58t	4
Calhoun	12	56	4.7	12	0
Vataha	11	192	17.5	44	1
Briscoe	10	136	13.6	21	1
Chandler	5	49	9.8	29	3
Forté	3	9	3.0	6t	1
Burks	2	27	13.5	17	0
Feacher	2	38	19.0	21	0
Phillips	1	18	18.0	18	0
Brook	1	6	6.0	6t	1
<b>Patriots</b>	<b>146</b>	<b>1910</b>	<b>13.1</b>	<b>58t</b>	<b>18</b>
<b>Opponents</b>	<b>229</b>	<b>2604</b>	<b>11.4</b>	<b>55</b>	<b>16</b>

INTERCEPTIONS	NO	YDS	AVG	LG	TD
Haynes	8	90	11.3	28	0
McCray	5	182	36.4	63t	2
Fox	3	67	22.3	29	0
Howard	3	28	9.3	15	0
Hunt	2	106	53.0	68t	1
Nelson	2	32	16.0	34	0
<b>Patriots</b>	<b>23</b>	<b>505</b>	<b>22.0</b>	<b>68t</b>	<b>3</b>
<b>Opponents</b>	<b>20</b>	<b>380</b>	<b>19.0</b>	<b>76</b>	<b>0</b>

PUNTING	NO	YDS	AVG	LG	TB	IN20
Patrick	67	2688	40.1	52	12	12
<b>Patriots</b>	<b>67</b>	<b>2688</b>	<b>40.1</b>	<b>52</b>	<b>12</b>	<b>12</b>
<b>Opponents</b>	<b>75</b>	<b>2909</b>	<b>38.8</b>	<b>57</b>	<b>8</b>	<b>7</b>

PUNT RETURNS	NO	FC	YDS	AVG	LG	TD
Haynes	45	0	608	13.5	89t	2
Beaudoin	2	0	18	9.0	11	0
Stingley	1	0	2	2.0	2	0
<b>Patriots</b>	<b>48</b>	<b>0</b>	<b>628</b>	<b>13.1</b>	<b>89t</b>	<b>2</b>
<b>Opponents</b>	<b>37</b>	<b>7</b>	<b>288</b>	<b>7.8</b>	<b>32</b>	<b>0</b>

KICK RETURNS	No	Yds	Avg	LG	TD
Phillips	14	397	28.4	71	0
Feacher	10	240	24.0	46	0
Calhoun	9	183	20.3	33	0
Beaudoin	6	134	22.3	44	0
Forté	3	62	20.7	29	0
Conn	2	29	14.5	26	0
Carter	1	19	19.0	19	0
McKay	1	23	23.0	23	0
<b>Patriots</b>	<b>46</b>	<b>1087</b>	<b>23.6</b>	<b>71</b>	<b>0</b>
<b>Opponents</b>	<b>71</b>	<b>1559</b>	<b>22.1</b>	<b>58</b>	<b>0</b>

FIELD GOALS	1-19	20-29	30-39	40-49	50+
Smith	0/1	4/4	4/6	7/14	0/0
<b>Patriots</b>	<b>0/1</b>	<b>4/4</b>	<b>4/6</b>	<b>7/14</b>	<b>0/0</b>
<b>Opponents</b>	<b>1/1</b>	<b>2/2</b>	<b>4/5</b>	<b>4/8</b>	<b>1/1</b>

**Smith:** (316, 276, 39b) (42n, 22G, 47n) (42G, 40G, 26G, 37n) (-) (41G) (-) (44G, 32G) (43G) (46G, 33G) (48n, 44n) (28G) (44n, 19n, 49G, 41n) (43n) (30G).

**Opponents:** (28G, 32G) (-) (32G, 41G, 48n) (44G) (44n, 36G) (-) (46G, 34n) (47G) (31G) (40n) (19G) (-) (50G, 47n, 29n) (43n) (-).

**Starters: Offense:** WR Randy Vataha (8), Darryl Stingley (4), Marlin Briscoe (2); LT Leon Gray (14); LG John Hannah (14); C Bill Lenkaitis (14); RG Sam Adams (14); RT Bob McKay (14); TE Russ Francis (12), Al Chandler (2); WR D. Stingley (9), M. Briscoe (3), Steve Burks (1), A. Chandler (1); QB Steve Grogan (16); RB Andy Johnson (12), Sam Cunningham (1), Ike Forte (1); FB S. Cunningham (10), Don Calhoun (3), A. Johnson (1).

**Defense:** LE Tony McGee (13), Mel Lunsford (1); NT Ray Hamilton (14); RE Julius Adams (14); LOLB Steve Zabel (14); LILB Steve Nelson (11), Sam Hunt (2), Donnie Thomas (1); RILB S. Hunt (9), George Webster (3), Jim Romaniszy (2); ROLB Pete Barnes (7), Steve King (7); LCB Bob Howard (14); RCB Mike Haynes (14); SS Prentice McCray (14); FS Tim Fox (13), Dick Conn (1).

**1976 Coaching Staff:** Hank Bullough, Defensive Line, Rollie Dotsch, Outside Linebackers, Ron Erhardt, Offensive Backfield, Red Miller, Offensive Line, Ray Perkins, Receivers, John Polonchek, QBs/Special Asst. to Head Coach, Charlie Sumner, Linebackers/Secondary, Larry Weaver, Defensive Backfield, Tom Yewic, Offensive Backfield/Special Teams.

**Pro Bowl (4):** TE Russ Francis (1), T Leon Gray (1), G John Hannah (1), CB Mike Haynes (1).

PASSING	ATT	CMP	YARDS	CMP%	YDS/ATT	TD	TD%	INT	INT%	LG	SK/YDS	RATING
Grogan	302	145	1903	48.0	6.30	18	6.0	20	6.6	58t	18/155	60.6
Owen	5	1	7	20.0	1.40	0	0.0	0	0.0	7	0/0	39.6
Johnson	2	0	0	0.0	0.0	0	0.0	0	0.0	0	0/0	39.6
Briscoe	0	0	0	0.0	0.0	0	0.0	0	0.0	0	1/9	--
<b>Patriots</b>	<b>309</b>	<b>146</b>	<b>1910</b>	<b>47.2</b>	<b>6.25</b>	<b>18</b>	<b>5.8</b>	<b>20</b>	<b>6.5</b>	<b>58t</b>	<b>19/164</b>	<b>59.7</b>
<b>Opponents</b>	<b>437</b>	<b>229</b>	<b>2604</b>	<b>52.4</b>	<b>5.96</b>	<b>16</b>	<b>3.7</b>	<b>23</b>	<b>5.3</b>	<b>55</b>	<b>47/429</b>	<b>60.9</b>



# 1977 FINAL STATISTICS (9-5)

Head Coach: Chuck Fairbanks • Third in AFC East • Home Stadium: Schaefer Stadium

Date	W/L	Score	Opponent	Attendance
9/18	W	21-17	Kansas City	58,288
9/26	L	27-30	at Cleveland OT	77,910
10/02	L	27-30	at N.Y. Jets	49,801
10/09	W	31-0	Seattle	54,363
10/16	W	24-20	at San Diego	51,143
10/23	W	17-3	Baltimore	61,279
10/30	W	24-13	N.Y. Jets	61,279
11/06	L	14-24	Buffalo	61,279
11/13	L	5-17	at Miami	67,907
11/20	W	20-7	at Buffalo	31,157
11/27	W	14-6	Philadelphia	58,192
12/04	W	16-10	at Atlanta	60,738
12/11	W	14-10	Miami	61,279
12/18	L	24-30	at Baltimore	60,763

## Team Statistics

Team Statistics		PATS	OPP						
TOTAL FIRST DOWNS		247	215						
By Rushing		132	86						
By Passing		101	111						
By Penalty		14	18						
Third Down: Md/Att.		98/199	74/196						
Third Down: Eff.		49.0	38.0						
TOTAL NET YARDS		4310	3638						
Avg. per Game		307.9	259.9						
Total Offensive Plays		922	866						
Avg. per Play		4.7	4.7						
NET YARDS RUSHING		2303	1605						
Total Rushing Plays		603	452						
Avg. per Rush		3.8	3.6						
Avg. per Game		164.5	114.6						
NET YARDS PASSING		2007	2033						
Avg. per Game		143.4	145.2						
Sacked/Yards Lost		14/155	58/471						
Gross Yards Passing		2162	2504						
Att./Completions		305/160	356/188						
Completion Pct.		52.5	52.8						
Had Intercepted		21	19						
PUNTS/AVERAGE		68/34.6	78/39.1						
PENALTIES/YARDS		112/931	71/610						
FUMBLES/BALLS LOST		28/15	20/10						
TOUCHDOWNS		33	26						
Rushing		13	8						
Passing		17	16						
Returns		3	2						
Score by Periods		1	2	3	4	OT	Total		
Patriots		79	65	74	60	0	278		
Opponents		58	23	61	72	3	217		
SCORING		TD	Ru	Pa	Rt	PAT	FG	S	TP
Smith		0	0	0	0	33/33	15/21	0	78
Stingley		6	1	5	0	0	0	0	36
Cunningham		5	4	1	0	0	0	0	30
Calhoun		4	4	0	0	0	0	0	24
Francis		4	0	4	0	0	0	0	24
Hasselbeck		4	0	4	0	0	0	0	24
Clayborn		3	0	0	3	1	20	0	24
Morgan		3	0	3	0	0	0	0	18
Forte		2	2	0	0	0	0	0	12
Grogan		1	1	0	0	0	0	0	6
Phillips		1	1	0	0	0	0	0	6
Patriots		33	13	17	3	33/33	15/21	1	278
Opponents		26	8	16	2	22/26	13/21	0	217

RUSHING	NO	YDS	AVG	LG	TD
Cunningham	270	1015	3.8	31t	4
Calhoun	198	727	3.7	25	4
Grogan	61	324	5.3	41	1
Forte	62	157	2.5	16	2
Phillips	5	27	5.4	13	1
Stingley	3	33	11.0	34t	1
Ivory	3	10	3.3	9	0
Morgan	1	10	10.0	10	0
<b>Patriots</b>	<b>603</b>	<b>2303</b>	<b>3.8</b>	<b>41</b>	<b>13</b>
<b>Opponents</b>	<b>452</b>	<b>1605</b>	<b>3.6</b>	<b>66</b>	<b>8</b>

RECEIVING	NO	YDS	AVG	LG	TD
Cunningham	42	370	8.8	35	1
Stingley	39	657	16.8	68	5
Morgan	21	443	21.1	64t	3
Francis	16	229	14.3	31t	4
Calhoun	13	152	11.7	47	0
Hasselbeck	9	76	8.4	21	4
Forte	8	88	11.0	22	0
Chandler	7	68	9.7	16	0
Burks	5	79	15.8	22	0
<b>Patriots</b>	<b>160</b>	<b>2162</b>	<b>13.5</b>	<b>68</b>	<b>17</b>
<b>Opponents</b>	<b>188</b>	<b>2504</b>	<b>13.3</b>	<b>78</b>	<b>16</b>

INTERCEPTIONS	NO	YDS	AVG	LG	TD
Haynes	5	54	10.8	22	0
McCray	4	61	15.2	48	0
Howard	4	10	2.2	6	0
Fox	3	39	13.0	27	0
Hunt	2	17	8.5	10	0
Barnes	1	13	13.0	13	0
<b>Patriots</b>	<b>19</b>	<b>194</b>	<b>10.2</b>	<b>48</b>	<b>0</b>
<b>Opponents</b>	<b>21</b>	<b>279</b>	<b>13.3</b>	<b>45</b>	<b>2</b>

PUNTING	NO	YDS	AVG	LG	TD	INT	BLK
Patriots	68	2354	34.6	64	6	13	3
Opponents	78	3048	39.1	65	9	10	0

PUNT RETURNS	NO	FC	YDS	AVG	LG	TD
Morgan	16	2	220	13.8	53	0
Haynes	24	2	200	8.3	46	0
Forte	2	1	9	4.5	6	0
Beaudoin	1	0	0	0.0	0	0
Westbrook	0	1	0	0.0	0	0
<b>Patriots</b>	<b>43</b>	<b>6</b>	<b>429</b>	<b>10.0</b>	<b>53</b>	<b>0</b>
<b>Opponents</b>	<b>33</b>	<b>6</b>	<b>270</b>	<b>8.2</b>	<b>23</b>	<b>0</b>

KICK RETURNS	NO	YDS	AVG	LG	TD
Clayborn	28	869	31.0	101t	3
Phillips	6	93	15.5	22	0
Beaudoin	4	73	18.3	30	0
McKay	1	16	16.0	16	0
<b>Patriots</b>	<b>39</b>	<b>1051</b>	<b>26.9</b>	<b>101t</b>	<b>3</b>
<b>Opponents</b>	<b>52</b>	<b>1086</b>	<b>20.9</b>	<b>73</b>	<b>0</b>

**Sacks:** McGee 12.0, Hamilton 10.0, Adams 9.5, Shoate 6.0, Barnes 5.0, Nelson 5.0, Boyd 2.5, Fox 2.0, Lunsford 1.5, Bishop 1.0, Clayborn 1.0, Hunt 1.0, King 1.0, Zabel 0.5. Patriots 58.0, Opponents 14.0.

FIELD GOALS	1-19	20-29	30-39	40-49	50+
Smith	1/1	4/5	9/11	1/4	0/0
<b>Patriots</b>	<b>1/1</b>	<b>4/5</b>	<b>9/11</b>	<b>1/4</b>	<b>0/0</b>
<b>Opponents</b>	<b>0/1</b>	<b>5/5</b>	<b>7/11</b>	<b>1/4</b>	<b>0/0</b>

**Smith:** (-) (35G,28G) (44G,24G) (36G, 26wr) (28G) (18G) (30G) (-) (37n,35G) (33G, 25G,44n) (-) (47s,36G,32G,29G,35b) (47b) (30G).

**Opponents:** (22G) (37G,37G,35G,44wr,39b) (38b,37G) (-) (-) (40G) (36G, 40wl,21G) (30G) (33G) (-) (19b,33wl) (25G) (28G) (38wl,28G,45wl).

**Starters: Offense:** WR Stanley Morgan (14); LT Leon Gray (11), Shelby Jordan (3); LG John Hannah (11), Pete Brock (3); C Bill Lenkaitis (14); RG Sam Adams (13), P. Brock (1); RT Tom Neville (13), Bob McKay (3); TE Russ Francis (10), Al Chandler (3), Don Hasselbeck (1); WR Darryl Stingley (14); QB Steve Grogan (14); RB Don Calhoun (14); FB Sam Cunningham (14).

**Defense:** LE Mel Lunsford (13), Tony McGee (1); NT Ray Hamilton (14); RE Julius Adams (14); LOLB Steve Zabel (10), Steve King (4); LILB Steve Nelson (13), Ray Costict (1); RILB Sam Hunt (13), R. Costict (1); ROLB Pete Barnes (11), Rod Shoate (3); LCB Bob Howard (12), Raymond Clayborn (2); RCB Mike Haynes (14); SS Prentice McCray (14); FS Tim Fox (14).

**1977 Coaching Staff:** Hank Bullough, Defensive Line, Ron Erhardt, Offensive Backfield, Leon McLaughlin, Offensive Line, Ray Perkins, Receivers, John Polonchek, QBs/Special Asst. to Head Coach, Charlie Sumner, Linebackers/Secondary, Dick Walker, Defensive Backs, Tom Yewcic, Offensive Backfield/ Special Teams.

**Pro Bowl (2):** TE Russ Francis (2), CB Mike Haynes (2).

PASSING	ATT	CMP	YARDS	CMP%	YDS/ATT	TD	TD%	INT	INT%	LG	SK/YDS	RATING
Grogan	305	160	2162	52.5	7.09	17	5.6	21	6.9	68	14/155	65.2
<b>Patriots</b>	<b>305</b>	<b>160</b>	<b>2162</b>	<b>52.5</b>	<b>7.09</b>	<b>17</b>	<b>5.6</b>	<b>21</b>	<b>6.9</b>	<b>68</b>	<b>14/155</b>	<b>65.2</b>
<b>Opponents</b>	<b>356</b>	<b>188</b>	<b>2504</b>	<b>52.8</b>	<b>7.03</b>	<b>16</b>	<b>4.5</b>	<b>19</b>	<b>5.3</b>	<b>78</b>	<b>58/471</b>	<b>68.1</b>

# 1978 FINAL STATISTICS (11-5)

Head Coaches: Chuck Fairbanks (11-4); Ron Erhardt & Hank Bullough co-head coaches (0-1) • AFC East Division Champions • Home Stadium: Schaefer Stadium

DATE	W/L	SCORE	OPPONENT	ATTENDANCE
9/03	L	14-16	Washington	55,063
9/10	W	16-6	at St. Louis	49,555
9/18	L	27-34	Baltimore	57,503
9/24	W	21-14	at Oakland	53,500
10/01	W	28-23	San Diego	61,267
10/08	W	24-14	Philadelphia	61,287
10/15	W	10-3	at Cincinnati	56,257
10/22	W	33-24	Miami	61,297
10/29	W	55-21	N.Y. Jets	61,297
11/05	W	14-10	at Buffalo	46,101
11/12	L	23-26	Houston	61,297
11/19	W	19-17	at N.Y. Jets	60,372
11/26	W	35-14	Baltimore	49,404
12/03	L	10-17	at Dallas	65,045
12/10	W	26-24	Buffalo	59,927
12/18	L	3-23	at Miami	75,445
<b>AFC PLAYOFFS</b>				
12/31	L	14-31	Houston	61,297

## Team Statistics

	PATS	OPP
<b>TOTAL FIRST DOWNS</b>	<b>322</b>	<b>258</b>
By Rushing	181	100
By Passing	125	143
By Penalty	16	15
Third Down: Md/Att.	92/203	96/220
Third Down: Eff.	45.3	43.6
<b>TOTAL NET YARDS</b>	<b>5965</b>	<b>4615</b>
Avg. per Game	372.8	288.4
Total Offensive Plays	1085	971
Avg. per Play	5.5	4.8
<b>NET YARDS RUSHING</b>	<b>3165</b>	<b>1852</b>
Total Rushing Plays	671	511
Avg. per Rush	4.7	3.6
Avg. per Game	197.8	115.8
<b>NET YARDS PASSING</b>	<b>2800</b>	<b>2763</b>
Avg. per Game	175.0	172.7
Sacked/Yards Lost	24/206	35/296
Gross Yards Passing	3006	3059
Att./Completions	390/196	425/235
Completion Pct.	50.3	55.3
Had Intercepted	25	22
<b>PUNTS/AVERAGE</b>	<b>61/35.0</b>	<b>78/39.5</b>
<b>PENALTIES/YARDS</b>	<b>92/852</b>	<b>81/683</b>
<b>FUMBLES/BALLS LOST</b>	<b>35/21</b>	<b>34/21</b>
<b>TOUCHDOWNS</b>	<b>46</b>	<b>38</b>
Rushing	30	14
Passing	15	21
Returns	1	1

Score by Periods	1	2	3	4	OT	Total
Patriots	77	122	63	96	0	358
Opponents	55	60	71	97	0	286

SCORING	TD	Ru	Pa	Rt	PAT	FG	S	TP
Ivory	11	11	0	0	1	0	0	66
Fosey	0	0	0	0	29/31	11/22	0	62
Cunningham	8	8	0	0	0	0	0	48
Jackson	6	0	0	0	0	0	0	36
Grogan	5	5	0	0	0	0	0	30
Morgan	5	0	0	0	0	0	0	30
Francis	4	0	4	0	0	0	0	24
Johnson	3	3	0	0	0	0	0	18
McAlister	2	2	0	0	0	0	0	12
Smith	0	0	0	0	6/7	1/1	0	9
Lowery	0	0	0	0	7/7	0/1	0	7
Calhoun	1	1	0	0	0	0	0	6
Haynes	1	0	0	1	0	0	0	6
Bishop	0	0	0	0	0	1	2	0
Fox	0	0	0	0	0	1	2	0
Wilson	0	0	0	0	0/1	0/0	0	0
Patriots	46	30	15	1	42/46	12/24	2	358
Opponents	38	14	21	3	31/38	9/19	0	286

RUSHING	NO	YDS	AVG	LG	TD
Cunningham	199	768	3.9	52t	8
Ivory	141	693	4.9	28	11
Johnson	147	675	4.6	52	3
Grogan	81	539	6.7	31	5
Calhoun	76	391	5.1	73	1
McAlister	19	77	4.1	16	2
Morgan	2	11	5.5	6	0
Jackson	1	7	7.0	7	0
Tatupu	3	6	2.0	3	0
Wilson	1	0	0.0	0	0
Westbrook	1	-2	-2.0	-2	0
<b>Patriots</b>	<b>671</b>	<b>3165</b>	<b>4.7</b>	<b>73</b>	<b>30</b>
<b>Opponents</b>	<b>511</b>	<b>1852</b>	<b>3.6</b>	<b>32t</b>	<b>14</b>

RECEIVING	NO	YDS	AVG	LG	TD
Francis	39	543	13.9	53	4
Jackson	37	743	20.1	57	6
Morgan	34	820	24.1	75t	5
Cunningham	31	297	9.6	31	0
Jonsson	26	267	10.3	31	0
Ivory	14	122	8.7	18	0
Hasselbeck	7	107	15.3	24	0
Westbrook	3	38	12.7	19	0
Calhoun	3	29	9.7	15	0
Pennywell	1	28	28.0	28	0
McAlister	1	12	12.0	12	0
<b>Patriots</b>	<b>196</b>	<b>3006</b>	<b>15.3</b>	<b>75t</b>	<b>15</b>
<b>Opponents</b>	<b>235</b>	<b>3059</b>	<b>13.0</b>	<b>67t</b>	<b>21</b>

INTERCEPTIONS	NO	YDS	AVG	LG	TD
Haynes	6	123	20.5	50	1
Nelson	5	104	20.8	37	0
Clayborn	4	72	18.0	44	0
Beaudoin	3	25	8.3	13	0
Fox	2	10	5.0	10	0
Conn	1	24	24.0	24	0
Zabel	1	0	0.0	0	0
<b>Patriots</b>	<b>22</b>	<b>358</b>	<b>16.3</b>	<b>50</b>	<b>1</b>
<b>Opponents</b>	<b>25</b>	<b>252</b>	<b>10.1</b>	<b>49</b>	<b>1</b>

PUNTING	NO	YDS	AVG	LG	TB	IN20	BLK
Wilson	54	1921	35.6	57	4	14	0
Patrick	7	216	30.9	47	0	2	0
<b>Patriots</b>	<b>61</b>	<b>2137</b>	<b>35.0</b>	<b>57</b>	<b>4</b>	<b>16</b>	<b>0</b>
<b>Opponents</b>	<b>78</b>	<b>3081</b>	<b>39.5</b>	<b>63</b>	<b>8</b>	<b>17</b>	<b>0</b>

PUNT RETURNS	NO	FC	YDS	AVG	LG	TD
Morgan	32	4	335	10.5	48	0
Haynes	14	2	183	13.1	35	0
Conn	1	2	2	2.0	2	0
<b>Patriots</b>	<b>47</b>	<b>8</b>	<b>520</b>	<b>11.1</b>	<b>48</b>	<b>0</b>
<b>Opponents</b>	<b>29</b>	<b>10</b>	<b>272</b>	<b>9.4</b>	<b>30</b>	<b>0</b>

KICK RETURNS	NO	YDS	AVG	LG	TD
Clayborn	27	636	23.6	60	0
McAlister	10	186	18.6	32	0
Westbrook	7	125	17.9	33	0
Ivory	7	165	23.6	33	0
Morgan	1	17	17.0	17	0
Wheeler	1	0	0.0	0	0
Conn	1	26	26.0	26	0
Tatupu	1	17	17.0	17	0
<b>Patriots</b>	<b>55</b>	<b>1172</b>	<b>21.3</b>	<b>60</b>	<b>0</b>
<b>Opponents</b>	<b>69</b>	<b>1576</b>	<b>22.8</b>	<b>90t</b>	<b>1</b>

**Sacks:** McGee 11.5, Bishop 7.0, Hamilton 5, Shoate 5, Lunsford 3.5, Costick 1, Hawkins 1, Nelson 1. Patriots 35.0, Opponents 24.0.

FIELD GOALS	1-19	20-29	30-39	40-49	50+
Smith	0/0	1/1	0/0	0/0	0/0
Lowery	0/0	0/0	0/0	0/1	0/0
Possey	1/1	3/4	5/11	2/6	0/0
<b>Patriots</b>	<b>1/1</b>	<b>4/5</b>	<b>5/11</b>	<b>2/7</b>	<b>0/0</b>
<b>Opponents</b>	<b>0/0</b>	<b>5/6</b>	<b>1/5</b>	<b>2/5</b>	<b>1/3</b>

**Smith:** (-) (24G) (-). **Lowery:** (-) (45wl). **Possey:** (42G,36wl) (19G) (29G,37wr) (-) (48n) (32G,34G,37G,38wl,25wl) (48n, 47G,24G) (31s) (46b,30G,36b,39n) (42s,21G) (35G).

**Opponents:** (26G,54wr) (-) (-) (35wl, 47wl) (38wl,41G) (-) (25wr,44wl,52G, 51wr) (29G,45wl) (-) (21G) (-) (45G,33n) (31wl) (26G) (26G) (30G).

**Starters: Offense:** WR Stanley Morgan (16); LT Leon Gray (16); LG John Hannah (16); C Bill Lenkaitis (16); RG Sam Adams (16); RT Shelby Jordan (16); TE Russ Francis (15); Don Hasselbeck (1); WR Harold Jackson (13); QB Steve Grogan (16); RB Andy Johnson (13); Horace Ivory (3); FB Sam Cunningham (14), Don Calhoun (2); 2nd TE D. Hasselbeck (3).

**Defense:** LE Mel Lunsford (15), Tony McGee (1); NT Ray Hamilton (16); RE Richard Bishop (15), Julius Adams (1); LOLB Steve Zabel (11), Steve King (5); LILB Steve Nelson (15), Ray Costick (1); RILB Sam Hunt (15), R. Costick (1); ROLB Rod Shoate (15); R. Costick (1); LCB Ray Clayborn (16); RCB Michael Haynes (16); SS Doug Beaudoin (13), Tim Fox (2), Prentice McCray (1); FS T. Fox (14), P. McCray (2).

**1978 Coaching Staff:** Raymond Berry, Receivers, Hank Bullough, Defensive Line, Ron Erhardt, Offensive Backfield, John Polonchek, QBs/Special Asst. to Head Coach, Jim Ringo, Offensive Line, Fritz Shurmur, Defensive Line, Charlie Sumner, Linebackers/Secondary, Tom Yewcic, Offensive Backfield/Special Teams.

**Pro Bowl (5):** FB Sam Cunningham (1), TE Russ Francis (3), T Leon Gray (2), G John Hannah (2), CB Mike Haynes (3).

PASSING	ATT	CMP	YARDS	CMP%	YDS/ATT	TD	TD%	INT	INT%	LG	SK/YDS	RATING
Grogan	362	181	2824	50.0	7.80	15	4.1	23	6.4	75t	21/184	63.6
Owen	26	15	182	57.7	7.00	0	0.0	2	7.7	23	3/22	47.3
Johnson	2	0	0	0.0	0.00	0	0.0	0	0.0	0	0/0	39.6
<b>Patriots</b>	<b>390</b>	<b>196</b>	<b>3006</b>	<b>50.3</b>	<b>7.71</b>	<b>15</b>	<b>3.8</b>	<b>25</b>	<b>6.4</b>	<b>75t</b>	<b>24/206</b>	<b>62.2</b>
<b>Opponents</b>	<b>425</b>	<b>235</b>	<b>3059</b>	<b>55.3</b>	<b>7.19</b>	<b>21</b>	<b>4.9</b>	<b>22</b>	<b>5.1</b>	<b>67t</b>	<b>35/296</b>	<b>73.1</b>

# 1979 FINAL STATISTICS (9-7)

Head Coach: Ron Erhardt • Second in AFC East • Home Stadium: Schaefer Stadium

DATE	W/L SCORE	OPPONENT	ATTENDANCE
9/03	L 13-16	Pittsburgh OT	60,798
9/09	W 56-3	N.Y. Jets	53,113
9/16	W 20-14	at Cincinnati	41,805
9/23	W 27-21	San Diego	60,916
10/01	L 14-27	at Green Bay	52,842
10/07	W 24-17	Detroit	60,629
10/14	W 27-7	Chicago	54,128
10/21	W 28-13	at Miami	61,096
10/28	L 26-31	Baltimore	41,029
11/04	W 26-6	at Buffalo	67,935
11/11	L 10-45	Denver	74,379
11/18	W 50-21	Baltimore	60,879
11/25	L 13-16	Buffalo OT	60,991
11/29	L 24-39	at Miami	69,174
12/09	L 26-27	at N.Y. Jets	60,372
12/16	W 27-23	Minnesota	54,719

## Team Statistics

	PATS	OPP
<b>TOTAL FIRST DOWNS</b>	<b>318</b>	<b>283</b>
By Rushing	132	118
By Passing	159	139
By Penalty	27	26
Third Down: Md/Att.	113/254	85/225
Third Down: Eff.	44.4	37.7

<b>TOTAL NET YARDS</b>	<b>5470</b>	<b>4323</b>
Avg. per Game	341.9	270.2
Total Offensive Plays	1127	1019
Avg. per Play	4.8	4.3
<b>NET YARDS RUSHING</b>	<b>2252</b>	<b>1770</b>
Total Rushing Plays	603	495
Avg. per Rush	3.7	3.6
Avg. per Game	140.8	110.6

<b>NET YARDS PASSING</b>	<b>3218</b>	<b>2553</b>
Avg. per Game	201.1	159.6
Sacked/Yards Lost	49/382	57/512
Gross Yards Passing	3600	3065
Att./Completions	475/237	467/246
Completion Pct.	49.9	52.7
Had Intercepted	23	20

<b>PUNTS/AVERAGE</b>	<b>84/36.2</b>	<b>94/38.7</b>
<b>PENALTIES/YARDS</b>	<b>99/864</b>	<b>103/917</b>

<b>FUMBLES/BALLS LOST</b>	<b>28/15</b>	<b>35/22</b>
---------------------------	--------------	--------------

<b>TOUCHDOWNS</b>	<b>49</b>	<b>39</b>
Rushing	16	22
Passing	30	13
Returns	3	4

<b>Score by Periods</b>	<b>1</b>	<b>2</b>	<b>3</b>	<b>4</b>	<b>OT</b>	<b>Total</b>
Patriots	85	137	60	129	0	411
Opponents	87	93	71	69	6	326

SCORING	TD	Ru	Pa	Rt	PAT	FG	S	TP
Smith	0	0	0	0	46/49	23/33	0	115
Morgan	13	0	12	1	0	0	0	78
Jackson	7	0	7	0	0	0	0	42
Calhoun	6	5	1	0	0	0	0	36
Francis	5	0	5	0	0	0	0	30
Cunningham	5	5	0	0	0	0	0	30
Ivory	3	1	2	0	0	0	0	18
Clark	2	2	0	0	0	0	0	12
Grogan	2	2	0	0	0	0	0	12
Hawkins	1	0	0	1	0	0	0	6
Sanford	1	0	0	1	0	0	0	6
Westbrook	1	0	1	0	0	0	0	6
Pennywell	1	0	1	0	0	0	0	6
Johnson	1	0	1	0	0	0	0	6
Jarvis	1	0	1	0	0	0	0	6
Patriots	49	16	30	3	46/49	23/33	1	411
Opponents	39	22	13	4	36/39	18/26	1	326

RUSHING	NO	YDS	AVG	LG	TD
Cunningham	159	563	3.5	27	5
Ivory	143	522	3.7	52	1
Calhoun	137	456	3.3	29	5
Grogan	64	368	5.8	26	2
Johnson	43	132	3.1	15	1
Clark	19	84	4.4	19	2
Tatupu	23	71	3.1	12	0
Morgan	7	39	5.6	17	0
Jackson	3	12	4.0	12	0
Westbrook	2	8	4.0	4	0
Owen	2	-1	-0.5	0	0
Cavanaugh	1	-2	-2.0	-2	0
<b>Patriots</b>	<b>603</b>	<b>2252</b>	<b>3.7</b>	<b>52</b>	<b>16</b>
<b>Opponents</b>	<b>495</b>	<b>1770</b>	<b>3.6</b>	<b>39</b>	<b>22</b>

RECEIVING	NO	YDS	AVG	LG	TD
Jackson	45	1013	22.5	59	7
Morgan	44	1002	22.8	63t	12
Francis	39	557	14.3	44	5
Cunningham	29	236	8.1	20	0
Ivory	23	216	9.4	24	2
Calhoun	15	66	4.4	14	1
Hasselbeck	13	158	12.2	41	1
Westbrook	9	173	19.2	38	1
Johnson	9	68	7.6	11	0
Pennywell	4	35	8.8	13t	1
Clark	2	35	17.5	20	0
Javis	2	30	15.0	15t	1
Tatupu	2	9	4.5	5	0
Chandler	1	2	2.0	2	0
<b>Patriots</b>	<b>237</b>	<b>3600</b>	<b>15.2</b>	<b>63t</b>	<b>30</b>
<b>Opponents</b>	<b>246</b>	<b>3065</b>	<b>12.5</b>	<b>82</b>	<b>13</b>

INTERCEPTIONS	NO	YDS	AVG	LG	TD
Clayborn	5	56	11.2	27	0
Haynes	3	66	22.0	33	0
McCray	3	48	16.0	26	0
Fox	2	38	19.0	25	0
Hawkins	2	35	17.5	35t	1
Sanford	1	39	39.0	12	0
Beaudoin	1	30	30.0	30	0
Costict	1	22	22.0	22	0
Nelson	1	18	18.0	18	0
Shoate	1	0	0.0	0	0
<b>Patriots</b>	<b>20</b>	<b>352</b>	<b>17.6</b>	<b>35t</b>	<b>1</b>
<b>Opponents</b>	<b>23</b>	<b>417</b>	<b>18.1</b>	<b>56</b>	<b>0</b>

PUNTING	NO	YDS	AVG	LG	TB	IN20	BLK
Hare	83	3038	36.6	58	11	20	1
<b>Patriots</b>	<b>84</b>	<b>3038</b>	<b>36.2</b>	<b>58</b>	<b>11</b>	<b>20</b>	<b>1</b>
<b>Opponents</b>	<b>94</b>	<b>3641</b>	<b>38.7</b>	<b>63</b>	<b>9</b>	<b>11</b>	<b>1</b>

PUNT RETURNS	NO	FC	YDS	AVG	LG	TD
Morgan	29	21	289	10.0	80t	1
Haynes	5	1	16	3.2	5	0
Westbrook	2	0	5	2.5	5	0
Sanford	1	0	1	1.0	1	0
<b>Patriots</b>	<b>37</b>	<b>22</b>	<b>311</b>	<b>8.4</b>	<b>80t</b>	<b>1</b>
<b>Opponents</b>	<b>28</b>	<b>17</b>	<b>317</b>	<b>11.3</b>	<b>75t</b>	<b>1</b>

KICK RETURNS	NO	YDS	AVG	LG	TD
Clark	37	816	22.1	38	0
Sanford	10	179	17.9	23	0
Westbrook	11	151	13.7	30	0
Clayborn	2	33	16.5	20	0
Tatupu	3	15	5.0	12	0
Washington	1	18	18.0	18	0
Ivory	1	15	15.0	15	0
Morgan	1	12	12.0	12	0
<b>Patriots</b>	<b>66</b>	<b>1239</b>	<b>18.8</b>	<b>38</b>	<b>0</b>
<b>Opponents</b>	<b>80</b>	<b>1621</b>	<b>20.3</b>	<b>45</b>	<b>0</b>

**Sacks:** McGee 10.5, Bishop 8.5, Lunsford 8.0, Hamilton 7.0, Hawkins 7.0, Adams 6.0, Shoate 4.0, Costict 2.0, Nelson 2.0, Clayborn 1.0, Fox 1.0. Patriots 57.0, Opponents 49.0.

FIELD GOALS	1-19	20-29	30-39	40-49	50+
Smith	0/0	6/6	11/13	6/14	0/0
<b>Patriots</b>	<b>0/0</b>	<b>6/6</b>	<b>11/13</b>	<b>6/14</b>	<b>0/0</b>
<b>Opponents</b>	<b>0/0</b>	<b>7/7</b>	<b>5/7</b>	<b>5/11</b>	<b>1/1</b>

**Smith:** (31G,32G) (-) (37n,47b,39G,39G) 2 (31G,31G) (42n) (44n,48n,29G) (21G, 29G) (48n) (42G,39G) (48n,49b,33G, 37G) (42G) (24G,29G,42G) (47G,40n, 32G) (28G) (47G,34n) (42G,30G).

**Opponents:** (43n,41G) (30G) (37n) (48n) (-) (26G) (-) (53G,40G) (37G,44n) (39G,40G,37n,49n,40n) (49G) (-) (29G, 26G,29G) (31G,33G,27G) (39G,25G) (24G,43s).

**Starters: Offense:** WR Stanley Morgan (16); LT Dwight Wheeler (10), Pete Brock (6); LG John Hannah (16); C Bill Lenkaitis (16); RG Sam Adams (13), Bob Cryder (2), P. Brock (1); RT Shelby Jordan (12), Garry Puetz (4); TE Russ Francis (13), Don Hasselbeck (3); WR Harold Jackson (16); QB Steve Grogan (16); RB Horace Ivory (9), Sam Cunningham (3), Andy Johnson (3), Don Calhoun (1); FB S. Cunningham (9), D. Calhoun (5), A. Johnson (2).

**Defense:** LE Mel Lunsford (15), Richard Bishop (1); NT Ray Hamilton (16); RE R. Bishop (13), Julius Adams (2), M. Lunsford (1); LOLB Mike Hawkins (14); LILB Steve Nelson (15), Bill Matthews (1); RILB Sam Hunt (15), John Zamberlin (1); ROLB Rod Shoate (14), Ray Costict, Steve King (1); LCB Raymond Clayborn (16); RCB Mike Haynes (15), Rick Sanford (1); SS Doug Beaudoin (8), Prentice McCray (5), R. Sanford (3); FS Tim Fox (16), 4th DL Tony McGee (2).

**1979 Coaching Staff:** Raymond Berry, Receivers, Hank Bulough, Defensive Line, Gino Cappelletti, Special Teams, Billy Kinard, Defensive Backfield, John Polonchek, DBs/Special Asst. to Head Coach, Jim Ringo, Offensive Line, Fritz Shurmur, Defensive Line, Tom Yewic, Offensive Backfield.

**Pro Bowl (3):** G John Hannah (3), CB Mike Haynes (4), WR Stanley Morgan (1).

# 1980 FINAL STATISTICS (10-6)

Head Coach: Ron Erhardt • Second in AFC East • Home Stadium: Schaefer Stadium

DATE	W/L	SCORE	OPPONENT	ATTENDANCE
9/07	W	34-17	Cleveland	49,222
9/14	L	21-37	Atlanta	48,321
9/21	W	37-31	at Seattle	61,035
9/29	W	23-14	Denver	59,602
10/05	W	21-11	at N.Y. Jets	53,603
10/12	W	34-0	Miami	60,377
10/19	W	37-21	at Baltimore	53,924
10/26	L	13-31	at Buffalo	75,092
11/02	W	34-21	N.Y. Jets	60,834
11/10	L	34-38	at Houston	51,524
11/16	L	14-17	L.A. Rams	60,609
11/23	W	47-21	Baltimore	60,994
11/30	L	17-21	at San Francisco	45,254
12/08	L	13-16	at Miami OT	63,292
12/14	W	24-27	Buffalo	58,324
12/21	W	38-22	at New Orleans	58,277

RUSHING	NO	YDS	AVG	LG	TD
Ferguson	211	818	3.9	44	2
Calhoun	200	787	3.9	22t	9
Grogan	30	112	3.7	19	1
Ivory	42	111	2.6	20t	2
Tatupu	33	97	2.9	11	3
Cavanaugh	19	97	5.1	22	0
Foreman	23	63	2.7	7	1
Clark	9	56	6.2	15	1
Jackson	5	37	7.4	16	0
Morgan	4	36	9.0	16	0
Johnson	11	26	2.4	11	0
Hubach	1	0	0.0	0	0
<b>Patriots</b>	<b>588</b>	<b>2240</b>	<b>3.8</b>	<b>44</b>	<b>19</b>
<b>Opponents</b>	<b>481</b>	<b>1876</b>	<b>3.9</b>	<b>33</b>	<b>12</b>

KICK RETURNS	NO	YDS	AVG	LG	TD
Ivory	36	992	27.6	98t	1
Brown	9	156	17.3	26	0
Currier	6	98	16.3	26	0
Westbrook	1	14	14.0	14	0
Clark	3	21	7.0	13	0
Pennywell	1	0	0.0	0	0
<b>Patriots</b>	<b>56</b>	<b>1281</b>	<b>22.9</b>	<b>98t</b>	<b>1</b>
<b>Opponents</b>	<b>90</b>	<b>1649</b>	<b>18.3</b>	<b>35t</b>	<b>0</b>

**Sacks:** Adams 9.0, Hamilton 8.0, McGee 7.5, Shoate 6.0, Bishop 5.5, Zamberlin 2.5, Hawkins 2.0, Haynes 1.0, McGrew 1.0, Sanford 1.0, McDougald 0.5. Patriots 44.0, Opponents 25.0.

## Team Statistics

	PATS	OPP
<b>TOTAL FIRST DOWNS</b>	<b>319</b>	<b>270</b>
By Rushing	139	118
By Passing	154	141
By Penalty	26	11
Third Down: Md/Att.	98/210	79/214
Third Down: Eff.	46.7	36.9

<b>TOTAL NET YARDS</b>	<b>5435</b>	<b>4762</b>
Avg. per Game	339.7	297.6
Total Offensive Plays	1026	983
Avg. per Play	5.3	4.8

<b>NET YARDS RUSHING</b>	<b>2240</b>	<b>1876</b>
Total Rushing Plays	588	481
Avg. per Rush	3.8	3.9
Avg. per Game	140.0	117.3

<b>NET YARDS PASSING</b>	<b>3195</b>	<b>2886</b>
Avg. per Game	199.7	180.4
Sacked/Yards Lost	25/200	44/346
Gross Yards Passing	3395	3232
Att./Completions	413/240	458/266
Completion Pct.	58.1	58.1
Had Intercepted	27	24

<b>PUNTS/AVERAGE</b>	<b>63/38.0</b>	<b>92/41.0</b>
----------------------	----------------	----------------

<b>PUNT RETURNS/AVG</b>	<b>28/8.5</b>	<b>60/8.6</b>
-------------------------	---------------	---------------

<b>NET PUNTING AVG.</b>	<b>33.6</b>	<b>33.3</b>
-------------------------	-------------	-------------

<b>PENALTIES/YARDS</b>	<b>79/696</b>	<b>92/833</b>
------------------------	---------------	---------------

<b>FUMBLES/BALLS LOST</b>	<b>19/9</b>	<b>31/10</b>
---------------------------	-------------	--------------

<b>TOUCHDOWNS</b>	<b>52</b>	<b>40</b>
-------------------	-----------	-----------

Rushing	19	12
Passing	27	28
Returns	6	0

<b>Score by Periods</b>	<b>1</b>	<b>2</b>	<b>3</b>	<b>4</b>	<b>OT</b>	<b>Total</b>
<b>Patriots</b>	<b>77</b>	<b>132</b>	<b>110</b>	<b>122</b>	<b>0</b>	<b>441</b>
<b>Opponents</b>	<b>64</b>	<b>97</b>	<b>56</b>	<b>105</b>	<b>3</b>	<b>325</b>

SCORING	TD	Ru	Pa	Rt	PAT	FG	S	P
Smith	0	0	0	0	51/51	26/34	0	129
Calhoun	9	9	0	0	0	0	0	54
Francis	8	0	8	0	0	0	0	48
Morgan	6	0	6	0	0	0	0	36
Jackson	5	0	5	0	0	0	0	30
Hasselbeck	4	0	4	0	0	0	0	24
Ivory	3	2	0	1	0	0	0	18
Johnson	3	0	3	0	0	0	0	18
Tatupu	3	3	0	0	0	0	0	18
Clark	2	1	0	1	0	0	0	12
Ferguson	2	2	0	0	0	0	0	12
Foreman	1	1	0	0	0	0	0	6
Grogan	1	1	0	0	0	0	0	6
Pennywell	1	0	1	0	0	0	0	6
Haynes	1	0	0	1	0	0	0	6
James	1	0	0	1	0	0	0	6
Shoate	1	0	0	1	0	0	0	6
Sanford	1	0	0	1	0	0	0	6
Team	0	0	0	0	0/1	0/0	0	0
<b>Patriots</b>	<b>52</b>	<b>19</b>	<b>27</b>	<b>6</b>	<b>51/52</b>	<b>26/34</b>	<b>0</b>	<b>441</b>
<b>Opponents</b>	<b>40</b>	<b>12</b>	<b>28</b>	<b>0</b>	<b>39/40</b>	<b>14/20</b>	<b>2</b>	<b>325</b>

RECEIVING	NO	YDS	AVG	LG	TD
Morgan	45	991	22.0	71	6
Francis	41	664	16.2	39	8
Jackson	35	737	21.1	40	5
Calhoun	27	129	4.8	12	0
Johnson	24	259	10.8	22	3
Ferguson	22	173	7.9	18	0
Foreman	14	99	7.1	18	0
Ivory	12	95	7.9	19	0
Hasselbeck	8	130	16.3	35t	4
Westbrook	4	60	15.0	21	1
Pennywell	4	31	7.8	16	0
Tatupu	4	27	6.8	11	0
<b>Patriots</b>	<b>240</b>	<b>3395</b>	<b>14.1</b>	<b>71</b>	<b>27</b>
<b>Opponents</b>	<b>266</b>	<b>3232</b>	<b>12.2</b>	<b>79t</b>	<b>28</b>

INTERCEPTIONS	NO	YDS	AVG	LG	TD
Clayborn	5	87	17.4	29	0
Fox	4	41	10.2	23	0
James	4	32	8.0	19	0
Shoate	3	50	16.7	42t	1
Nelson	3	37	12.3	33	0
Hawkins	2	5	2.5	5	0
Haynes	1	31	31.0	31	0
Mathews	1	5	5.0	5	0
Sanford	1	0	0.0	0	0
<b>Patriots</b>	<b>24</b>	<b>288</b>	<b>12.0</b>	<b>42t</b>	<b>1</b>
<b>Opponents</b>	<b>27</b>	<b>369</b>	<b>13.7</b>	<b>80</b>	<b>0</b>

PUNTING	NO	YDS	AVG	TB	IN20	LG	BLK
Hubach	63	2392	38.0	2	12	69	0
<b>Patriots</b>	<b>63</b>	<b>2392</b>	<b>38.0</b>	<b>2</b>	<b>12</b>	<b>69</b>	<b>0</b>
<b>Opponents</b>	<b>92</b>	<b>3775</b>	<b>41.0</b>	<b>10</b>	<b>14</b>	<b>66</b>	<b>0</b>

PUNT RETURNS	NO	FC	YDS	AVG	LG	TD
James	33	3	331	10.0	75t	1
Haynes	17	2	140	8.2	35	0
Brown	10	1	42	4.2	14	0
<b>Patriots</b>	<b>60</b>	<b>6</b>	<b>513</b>	<b>8.6</b>	<b>75t</b>	<b>1</b>
<b>Opponents</b>	<b>28</b>	<b>13</b>	<b>237</b>	<b>8.5</b>	<b>25</b>	<b>0</b>

FIELD GOALS	1-19	20-29	30-39	40-49	50+
Smith	2-2	11-11	10-14	3-7	0-0
<b>Patriots</b>	<b>2-2</b>	<b>11-11</b>	<b>10-14</b>	<b>3-7</b>	<b>0-0</b>
<b>Opponents</b>	<b>0-0</b>	<b>8-8</b>	<b>4-8</b>	<b>2-3</b>	<b>0-1</b>

**Smith:** (37G,35G) (-) 19G,30G,44w,29G (26G,19G,36G) (-) 30G,34w,36G (27G, 0 29G,37G) (41G,32G) (21G, 27G, 44w) (26G,44G,32b) (47s) (22G, 35G) (37w, 42G) (23G,33G,35b) (40w,27G) (22G).

**Opponents:** (25G) (26G,27G,39G) (33G) (73s) (49b,39w,40G) (-) (35w) (21G, 27G, 44w) (29G) (39w) (-) (27G, 24G,23G) (-) (30G,38G).

**Starters: Offense:** WR Stanley Morgan (16); LT Dwight Wheeler (15), Garry Puetz (1); LG John Hannah (16); C Bill Lenkaitis (16); RG Sam Adams (15), Bob Cryder (1); RT Shelby Jordan (16); TE Russ Francis (15), Don Hasselbeck (1); WR Harold Jackson (16); QB Steve Grogan (12), Matt Cavanaugh (4); RB Vagas Ferguson (16); FB Don Calhoun (16).

**Defense:** LE Mel Lunsford (12), Richard Bishop (4); NT Ray Hamilton (15), R. Bishop (1); RE Julius Adams (16); LOLB Mike Hawkins (16), LILB Steve Nelson (16); RILB John Zamberlin (13), Bob Golic (3); ROLB Rod Shoate (16); LCB Raymond Clayborn (15), Mike Haynes (1); RCB M. Haynes (11), Rick Sanford (4), R. Clayborn (1); SS Roland James (10), R. Sanford (6); FS Tim Fox (16).

**1980 Coaching Staff:** Raymond Berry, Receivers, Gino Cappelletti, Special Teams, Billy Kinard, Defensive Backfield, Bill Parcells, Linebackers, John Polonchek, QBs/Special Asst. to Head Coach, Jim Ringo, Offensive Line, Fritz Shurmur, Defensive Coordinator/Line, Tom Yewcic, Offensive Backfield.

**Pro Bowl (7):** DE Julius Adams (1), FS Tim Fox (1), G John Hannah (5), CB Mike Haynes (5), WR Stanley Morgan (2), LB Steve Nelson (1), K John Smith (1).

PASSING	ATT	CMP	YARDS	CMP%	YDS/ATT	TD	TD%	INT	INT%	LG	SK/YDS	RATING
Grogan	306	175	2475	57.2	8.09	18	5.9	22	7.2	71	17/138	73.1
Cavanaugh	105	63	885	60.0	8.43	9	8.6	5	4.8	40	8/62	95.9
Jackson	2	2	35	100.0	17.5	0	0.0	0	0.0	23	0/0	118.8
<b>Patriots</b>	<b>413</b>	<b>240</b>	<b>3395</b>	<b>58.1</b>	<b>8.22</b>	<b>27</b>	<b>6.5</b>	<b>27</b>	<b>6.5</b>	<b>71</b>	<b>25/200</b>	<b>79.3</b>
<b>Opponents</b>	<b>458</b>	<b>266</b>	<b>3232</b>	<b>58.1</b>	<b>7.06</b>	<b>28</b>	<b>6.1</b>	<b>24</b>	<b>5.2</b>	<b>79t</b>	<b>44/346</b>	<b>78.4</b>

# 1981 FINAL STATISTICS (2-14)

Head Coach: Ron Erhardt • Fifth in AFC East • Home Stadium: Schaefer Stadium

DATE	W/L	SCORE	OPPONENT	ATTENDANCE
9/06	L	28-29	Baltimore	49,572
9/13	L	3-13	at Philadelphia	71,089
9/21	L	21-35	Dallas	60,311
9/27	L	21-27	at Pittsburgh OT	53,344
10/04	W	33-17	Kansas City	55,931
10/11	L	24-28	at N.Y. Jets	55,093
10/18	W	38-10	Houston	60,474
10/25	L	22-24	at Washington	50,394
11/01	L	17-27	at Oakland	44,246
11/08	L	27-30	Miami OT	60,436
11/15	L	6-17	N.Y. Jets	45,342
11/22	L	17-20	at Buffalo	71,593
11/29	L	20-27	St. Louis	39,946
12/06	L	14-24	at Miami	50,421
12/13	L	10-19	Buffalo	42,549
12/20	L	21-23	at Baltimore	17,073

## Team Statistics

	PATS	OPP
<b>TOTAL FIRST DOWNS</b>	<b>306</b>	<b>328</b>
By Rushing	124	160
By Passing	166	148
By Penalty	16	20
Third Down: Md/Att.	77/208	100/230
Third Down: Eff.	37.0	43.5

<b>TOTAL NET YARDS</b>	<b>5623</b>	<b>5827</b>
Avg. per Game	351.4	364.2
Total Offensive Plays	1026	1103
Avg. per Play	5.5	5.3

<b>NET YARDS RUSHING</b>	<b>2040</b>	<b>2950</b>
Total Rushing Plays	499	644
Avg. per Rush	4.1	4.5
Avg. per Game	127.5	184.4

<b>NET YARDS PASSING</b>	<b>3583</b>	<b>2877</b>
Avg. per Game	223.9	179.8
Sacked/Yards Lost	45/321	20/175
Gross Yards Passing	3904	3052
Att./Completions	482/254	439/243
Completion Pct.	52.7	55.3
Had Intercepted	34	16

<b>PUNTS/AVERAGE</b>	<b>75/39.3</b>	<b>74/38.8</b>
<b>NET PUNTING AVG.</b>	<b>31.8</b>	<b>34.5</b>

<b>PENALTIES/YARDS</b>	<b>88/725</b>	<b>86/763</b>
------------------------	---------------	---------------

<b>FUMBLES/BALLS LOST</b>	<b>32/16</b>	<b>34/17</b>
---------------------------	--------------	--------------

<b>TOUCHDOWNS</b>	<b>40</b>	<b>42</b>
Rushing	23	20
Passing	17	18
Returns	0	4

<b>Score by Periods</b>	<b>1</b>	<b>2</b>	<b>3</b>	<b>4</b>	<b>OT</b>	<b>Total</b>
Patriots	68	92	67	95	0	322
Opponents	78	117	90	76	9	370

SCORING	TD	Ru	Pa	Rt	PAT	FG	S	TP
Smith	0	0	0	0	37/39	15/24	0	82
Collins	7	7	0	0	0	0	0	42
Morgan	6	0	0	0	0	0	0	36
Hasselbeck	6	0	0	0	0	0	0	36
Cunningham	4	4	0	0	0	0	0	24
Cavanaugh	3	3	0	0	0	0	0	18
Ferguson	3	3	0	0	0	0	0	18
Tatupu	3	2	1	0	0	0	0	18
Calhoun	2	2	0	0	0	0	0	12
Grogan	2	2	0	0	0	0	0	12
Westbrook	2	0	2	0	0	0	0	12
Pennywell	1	0	1	0	0	0	0	6
Johnson	1	0	1	0	0	0	0	6
Team	0	0	0	0	0/1	0/0	0	0
<b>Patriots</b>	<b>40</b>	<b>23</b>	<b>17</b>	<b>4</b>	<b>37/40</b>	<b>15/24</b>	<b>0</b>	<b>322</b>
<b>Opponents</b>	<b>42</b>	<b>20</b>	<b>18</b>	<b>4</b>	<b>39/41</b>	<b>25/39</b>	<b>2</b>	<b>370</b>

RUSHING	NO	YDS	AVG	LG	TD
Collins	204	873	4.3	29	7
Ferguson	78	340	4.4	19t	3
Cunningham	86	269	3.1	12	4
Calhoun	57	205	3.6	33	2
Tatupu	38	201	5.3	43	2
Cavanaugh	17	92	5.4	11	3
Grogan	12	49	4.1	24t	2
Morgan	2	21	10.5	11	0
Pennywell	1	3	3.0	3	0
Johnson	2	1	0.5	5	0
Jackson	2	-14	-7.0	-5	0
<b>Patriots</b>	<b>499</b>	<b>2040</b>	<b>4.1</b>	<b>43</b>	<b>23</b>
<b>Opponents</b>	<b>644</b>	<b>2950</b>	<b>4.6</b>	<b>75t</b>	<b>20</b>

RECEIVING	NO	YDS	AVG	LG	TD
Hasselbeck	46	808	17.6	51	6
Morgan	44	1029	23.4	76t	6
Jackson	39	669	17.2	45	0
Johnson	39	429	11.0	36	1
Collins	26	232	9.0	22	0
Tatupu	12	132	11.0	41	1
Cunningham	12	92	7.7	12	0
Dawson	7	126	18.0	42	0
Westbrook	7	122	17.4	32	2
Calhoun	7	71	10.1	20	0
Toler	5	70	14.0	23	0
Ferguson	4	39	9.8	20	0
Pennywell	3	49	16.3	22t	1
Grogan	2	27	13.5	16	0
Cavanaugh	1	9	9.0	9	0
<b>Patriots</b>	<b>254</b>	<b>3904</b>	<b>15.4</b>	<b>76t</b>	<b>17</b>
<b>Opponents</b>	<b>243</b>	<b>3052</b>	<b>12.6</b>	<b>55</b>	<b>18</b>

INTERCEPTIONS	NO	YDS	AVG	LG	TD
Sanford	3	28	9.3	21	0
Fox	3	20	6.7	20	0
Clayborn	2	39	19.5	39	0
James	2	29	14.5	21	0
Buben	1	49	49.0	49	0
Hawkins	1	16	16.0	16	0
Zamberlin	1	11	11.0	11	0
Haynes	1	3	3.0	3	0
Shoate	1	0	0.0	0	0
K. Lee	1	0	0.0	0	0
<b>Patriots</b>	<b>16</b>	<b>195</b>	<b>12.2</b>	<b>49</b>	<b>0</b>
<b>Opponents</b>	<b>34</b>	<b>570</b>	<b>16.8</b>	<b>67</b>	<b>1</b>

PUNTING	NO	YDS	AVG	TB	IN20	LG	BLK
Camarillo	47	1959	41.7	9	12	75	0
Hubach	19	726	38.2	2	2	56	0
Hartley	9	266	30.0	2	0	41	0
<b>Patriots</b>	<b>75</b>	<b>2951</b>	<b>39.3</b>	<b>13</b>	<b>14</b>	<b>75</b>	<b>0</b>
<b>Opponents</b>	<b>74</b>	<b>2872</b>	<b>38.8</b>	<b>6</b>	<b>22</b>	<b>65</b>	<b>0</b>

PUNT RETURNS	NO	FC	YDS	AVG	LG	TD
Morgan	15	4	116	7.7	26	0
James	7	2	56	8.0	18	0
Haynes	6	1	12	2.0	6	0
Collins	3	0	15	5.0	15	0
<b>Patriots</b>	<b>31</b>	<b>7</b>	<b>199</b>	<b>6.4</b>	<b>26</b>	<b>0</b>
<b>Opponents</b>	<b>35</b>	<b>8</b>	<b>305</b>	<b>8.7</b>	<b>75t</b>	<b>1</b>

KICK RETURNS	NO	YDS	AVG	LG	TD
Collins	39	773	19.8	30	0
Toler	9	148	16.4	32	0
Sanford	4	82	20.5	27	0
Johnson	3	53	17.7	19	0
Dombroski	2	45	22.5	24	0
Calhoun	2	38	19.0	22	0
K. Lee	2	20	10.0	16	0
Ivory	1	19	19.0	19	0
Hasselbeck	1	7	7.0	7	0
Matthews	1	5	5.0	5	0
Hamilton	1	0	0.0	0	0
<b>Patriots</b>	<b>65</b>	<b>1190</b>	<b>18.3</b>	<b>32</b>	<b>0</b>
<b>Opponents</b>	<b>68</b>	<b>1326</b>	<b>19.5</b>	<b>53</b>	<b>0</b>

**Sacks:** McGee 5.5, Bishop 4.5, Lee 3.0, Adams 3.0, Shoate 2.0, Hawkins 1.0, Hamilton 1.0. Patriots 20.0, Opponents 45.0.

FIELD GOALS	1-19	20-29	30-39	40-49	50+
Smith	0-0	7-7	2-6	5-7	1-4
<b>Patriots</b>	<b>0-0</b>	<b>7-7</b>	<b>2-6</b>	<b>5-7</b>	<b>1-4</b>
<b>Opponents</b>	<b>1-1</b>	<b>11-12</b>	<b>6-10</b>	<b>6-14</b>	<b>1-2</b>

**Smith:** (50w,39w) (22G) (43s) (-) (50G, 43G) (22G) (32w,21G) (25G,22G,46G, 53s) (38G) (27G,34G) (42G,29G) (43G, 35b) (39w) (49n, 50n) (42G) (-).

**Opponents:** (48G,19G,35G) (46G,22G, 44w) (26G,40w,26G,27G,25G) (39w,48w) (40w,35G) (50w,43w) (42G) (40b,34G) (51G, 27w,26G) (24G,26G,30G) (47G, 39w) (28G, 42w,23G,38w) (44G,45G) (32G,37n) (29G) (30G,46s).

**Starters: Offense:** WR Stanley Morgan (13), Carlos Pennywell (2), Don Westbrook (13), LT Dwight Wheeler (11), Brian Holloway (5); LG John Hannah (16); C Pete Brock (16); RG Bob Cryder (15), Gary Puetz (1); RT Shelby Jordan (16); TE Don Hasselbeck (14), Lin Dawson (2); WR Harold Jackson (15); QB Matt Cavanaugh (8), Steve Grogan (7), Tom Owen (1); RB Tony Collins (11), Vagas Ferguson (5); FB Sam Cunningham (8), Don Calhoun (7), Mosi Tatupu (1); 3rd TE L. Dawson (1).

**Defense:** LE Tony McGee (9), Mark Buben (4), John Lee (3); NT Richard Bishop (16); RE Julius Adams (16); LOLB Mike Hawkins (15), Steve King (1); LILB Steve Nelson (12), Bob Golic (4); RILB Bill Matthews (9), B. Golic (5), J. Lee (1), John Zamberlin (1); ROLB Rod Shoate (16); LCB Raymond Clayborn (16); RCB Mike Haynes (6), Keith Lee (6), Roland James (3), Rick Sanford (1); SS R. Sanford (13), R. James (3); FS Tim Fox (16).

**1981 Coaching Staff:** Raymond Berry, Receivers, Gino Capelletti, Special Teams, Bobby Grier, Offensive Backfield, Rick Lantz, Linebackers, Babe Parilli, Quarterbacks, Jim Ringo, Offensive Line, Dick Roach, Defensive Backs, Fritz Shurmur, Defensive Coordinator/Line.

**Pro Bowl (1):** G John Hannah (5).

PASSING	ATT	CMP	YARDS	CMP%	YDS/ATT	TD	TD%	INT	INT%	LG	SK/YDS	RATING
Cavanaugh	219	115	1633	52.5	7.46	5	2.3	13	5.9	65	24/165	59.8
Grogan	216	117	1859	54.2	8.61	7	3.2	16	7.4	76t	19/137	63.0
Owen	36	15	218	41.7	6.05	1	2.8	4	11.1	28	2/19	31.7
Johnson	9	7	194	77.7	21.5	4	44.0	1	11.1	66t	0/0	118.8
Jackson	1	0	0	0.0	0.00	0	0.0	0	0.0	0	0/0	39.6
Collins	1	0	0	0.0	0.00	0	0.0	0	0.0	0	0/0	39.6
<b>Patriots</b>	<b>482</b>	<b>254</b>	<b>3904</b>	<b>52.7</b>	<b>8.10</b>	<b>17</b>	<b>3.5</b>	<b>34</b>	<b>7.0</b>	<b>76t</b>	<b>45/321</b>	<b>62.1</b>
<b>Opponents</b>	<b>439</b>	<b>243</b>	<b>3052</b>	<b>55.3</b>	<b>6.95</b>	<b>18</b>	<b>4.1</b>	<b>16</b>	<b>3.6</b>	<b>55</b>	<b>20/175</b>	<b>75.7</b>



# 1982 FINAL STATISTICS (5-4)

Head Coach: Ron Meyer • Third in AFC East (Playoff Qualifier) • Home Stadium: Schaefer Stadium

DATE	W/L	SCORE	OPPONENT	ATTENDANCE
9/12	W	24-13	at Baltimore	39,055
9/19	L	7-31	N.Y. Jets	53,515
11/21	L	7-10	at Cleveland	47,281
11/28	W	29-21	Houston	33,602
12/05	L	13-26	at Chicago	36,973
12/12	W	3-0	Miami	25,716
12/19	W	16-0	at Seattle	53,457
12/26	L	14-37	at Pittsburgh	50,515
1/02	W	30-19	Buffalo	36,218

## AFC PLAYOFFS

1/08	L	13-28	at Miami	68,842
------	---	-------	----------	--------

## Team Statistics

	PATS	OPP
<b>TOTAL FIRST DOWNS</b>	<b>146</b>	<b>185</b>
By Rushing	74	87
By Passing	63	88
By Penalty	9	10
Third Down: Md/Att.	37/109	47/122
Third Down: Eff.	33.9	38.5
Fourth Down: Md/Att.	4/7	5/8
Fourth Down: Eff.	57.1	62.5
<b>TOTAL NET YARDS</b>	<b>2633</b>	<b>2808</b>
Avg. per Game	292.6	312.0
Total Offensive Plays	526	602
Avg. per Play	5.0	4.6
<b>NET YARDS RUSHING</b>	<b>1347</b>	<b>1289</b>
Total Rushing Plays	324	315
Avg. per Rush	4.2	4.1
Avg. per Game	149.7	143.2
<b>NET YARDS PASSING</b>	<b>1286</b>	<b>1519</b>
Avg. per Game	142.9	168.8
Sacked/Yards Lost	15/134	20/172
Gross Yards Passing	1420	1691
Att./Completions	187/93	267/142
Completion Pct.	49.7	53.2
Had Intercepted	9	12
<b>PUNTS/AVERAGE</b>	<b>49/43.7</b>	<b>43/39.7</b>
<b>NET PUNTING AVG.</b>	<b>37.7</b>	<b>33.7</b>
<b>PENALTIES/YARDS</b>	<b>53/412</b>	<b>39/290</b>
<b>FUMBLES/BALLS LOST</b>	<b>16/8</b>	<b>19/11</b>
<b>TOUCHDOWNS</b>	<b>17</b>	<b>18</b>
Rushing	3	9
Passing	12	9
Returns	2	0

Score by Periods	1	2	3	4	OT	Total
Patriots	23	33	37	50	0	143
Opponents	34	49	13	61	0	157

SCORING	TD	Ru	Pa	Rt	PAT	FG	S	TP
Smith	0	0	0	0	6/7	5/8	0	21
Collins	3	1	2	0	0	0	0	18
Morgan	3	0	3	0	0	0	0	18
Toler	2	0	2	0	0	0	0	12
Miller	0	0	0	0	4/4	2/3	0	10
Robinson	0	0	0	0	5/5	1/2	0	8
Bradshaw	1	0	1	0	0	0	0	6
Brown	1	0	1	0	0	0	0	6
Dawson	1	0	1	0	0	0	0	6
Grogan	1	1	0	0	0	0	0	6
Hasselbeck	1	0	1	0	0	0	0	6
Sanford	1	0	0	1	0	0	0	6
R. Smith	1	0	0	1	0	0	0	6
van Egghen	1	0	1	0	0	0	0	6
Weathers	1	1	0	0	0	0	0	6
Crump	0	0	0	0	0	0	1	2
Team	0	0	0	0	0/1	0/0	0	0
<b>Patriots</b>	<b>17</b>	<b>3</b>	<b>12</b>	<b>2</b>	<b>15/17</b>	<b>8/13</b>	<b>1</b>	<b>143</b>
<b>Opponents</b>	<b>18</b>	<b>9</b>	<b>9</b>	<b>0</b>	<b>17/18</b>	<b>10/15</b>	<b>1</b>	<b>157</b>

RUSHING	NO	YDS	AVG	LG	TD
Collins	164	632	3.9	54	1
van Egghen	82	386	4.7	17	0
Tatupu	30	168	5.6	26	0
Weathers	24	83	3.5	18	1
Grogan	9	42	4.7	19	1
Cunningham	9	21	2.3	4	0
Ferguson	1	5	5.0	5	0
Toler	1	4	4.0	4	0
Cavanaugh	2	3	1.5	3	0
Morgan	2	3	1.5	3	0
<b>Patriots</b>	<b>324</b>	<b>1347</b>	<b>4.2</b>	<b>54</b>	<b>3</b>
<b>Opponents</b>	<b>315</b>	<b>1289</b>	<b>4.1</b>	<b>48</b>	<b>9</b>

RECEIVING	NO	YDS	AVG	LG	TD
Morgan	28	584	20.9	75t	3
Collins	19	187	9.8	33	2
Hasselbeck	15	158	10.5	41	1
Dawson	13	160	12.3	26	1
Bradshaw	6	111	18.5	48	1
Brown	4	114	28.5	41	1
Weathers	3	24	8.0	22	0
Toler	2	63	31.5	33t	2
van Egghen	2	14	7.0	9	0
Jones	1	5	5.0	5	0
<b>Patriots</b>	<b>93</b>	<b>1420</b>	<b>15.3</b>	<b>75t</b>	<b>12</b>
<b>Opponents</b>	<b>142</b>	<b>1691</b>	<b>11.9</b>	<b>46t</b>	<b>9</b>

INTERCEPTIONS	NO	YDS	AVG	LG	TD
Haynes	4	26	6.5	26	0
James	3	12	4.0	12	0
Sanford	2	105	52.5	99t	1
Blackmon	2	7	3.5	7	0
Clayborn	1	26	26.0	26	0
<b>Patriots</b>	<b>12</b>	<b>176</b>	<b>14.7</b>	<b>99t</b>	<b>1</b>
<b>Opponents</b>	<b>9</b>	<b>100</b>	<b>11.1</b>	<b>44</b>	<b>0</b>

PUNTING	NO	YDS	AVG	TB	IN20	LG	BLK
Camarrillo	49	2140	43.7	5	10	76	0
<b>Patriots</b>	<b>49</b>	<b>2140</b>	<b>43.7</b>	<b>5</b>	<b>10</b>	<b>76</b>	<b>0</b>
<b>Opponents</b>	<b>43</b>	<b>1709</b>	<b>39.7</b>	<b>6</b>	<b>12</b>	<b>81</b>	<b>0</b>

PUNT RETURNS	NO	FC	YDS	AVG	LG	TD
Smith, R.	16	8	139	8.7	19	0
<b>Patriots</b>	<b>16</b>	<b>8</b>	<b>139</b>	<b>8.7</b>	<b>19</b>	<b>0</b>
<b>Opponents</b>	<b>26</b>	<b>9</b>	<b>191</b>	<b>7.3</b>	<b>21</b>	<b>0</b>

KICK RETURNS	NO	YDS	AVG	LG	TD
Smith, R.	24	567	23.6	98t	1
Taylor	2	46	23.0	27	0
Dombroski	1	19	19.0	19	0
Lee	1	14	14.0	14	0
<b>Patriots</b>	<b>28</b>	<b>646</b>	<b>23.1</b>	<b>98t</b>	<b>1</b>
<b>Opponents</b>	<b>32</b>	<b>614</b>	<b>19.2</b>	<b>46</b>	<b>0</b>

**Sacks:** Blackmon 4.5, Sims 3.0, Adams 2.0, James 2.0, Weishuhn 2.0, Williams, L. 2.0, McGrew 1.5, Crump 1.0, Henson 1.0, Zamberlin 1.0. Patriots 20.0, Opponents 15.0.

FIELD GOALS	1-19	20-29	30-39	40-49	50+
Smith	0-1	2-2	2-2	1-3	0-0
Miller	0-0	2-2	0-1	0-0	0-0
Robinson	1-1	0-1	0-0	0-0	0-0
<b>Patriots</b>	<b>0-1</b>	<b>5-5</b>	<b>2-4</b>	<b>1-3</b>	<b>0-0</b>
<b>Opponents</b>	<b>0-0</b>	<b>4-4</b>	<b>2-3</b>	<b>4-5</b>	<b>0-3</b>

**Robinson:** (24G) (-) (33n). **Miller:** (23G,25G) (36b). **Smith:** (18n,33G) (21G,41b,37G,48w,23G) (-) (42G).

**Opponents:** (49G,37wr,30G) (30G) (24G) (52s) (53w,43G) (45b) (52B) (21G, 25G,44G) (46G,25G).

**Starters: Offense:** WR Stanley Morgan (9); LT Brian Holloway (9); LG John Hannah (8), Bob Cryder (1); C Pete Brock (9); RG Ron Wooten (7), B. Cryder (2); RT Shelby Jordan (9); TE Don Hasselback (5), Lin Dawson (4); WR Morris Bradshaw (5), Preston Brown (4); QB Steve Grogan (6), Matt Cavanaugh (3); RB Tony Collins (9); FB Mark van Egghen (5), Sam Cunningham (2), Robert Weathers (2).

**Defense:** LE Kenneth Sims (9); NT Lester Williams (9); Julius Adams (9); LOLB Lawrence McGrew (8), Andre Tippett (1); LILB Steve Nelson (9); RILB Clayton Weishuhn (9); Don Blackmon (9); LCB Mike Haynes (9) RCB Raymond Clayborn (9); SS Roland James (7), Keith Lee (2); FS Rick Sanford (9).

**1982 Coaching Staff:** Tommy Brasher, Linebackers, Clev Bryant, Offensive Backfield, LeBaron Caruthers, Strength/ Conditioning, Steve Endicott, Receivers, Len Erber, QB's/ Offensive Coordinator, Jim Mora, Defensive Coordinator, Bill Muir, Offensive Line, Dante Scarnecchia, Special Teams/TE's, Steve Sidwell, Linebackers, Steve Walters, Defensive Backs.

**Pro Bowl (2):** G John Hannah (6), CB Mike Haynes (6).

PASSING	ATT	CMP	YARDS	CMP%	YDS/ATT	TD	TD%	INT	INT%	LG	SK/YDS	RATING
Grogan	122	66	930	54.1	7.62	7	5.7	4	3.3	62t	8/48	84.4
Cavanaugh	60	27	490	45.0	8.17	5	8.3	5	8.3	75t	7/86	66.7
Flick	5	0	0	0.0	0.00	0	0.0	0	0.0	-	0/0	39.6
<b>Patriots</b>	<b>187</b>	<b>93</b>	<b>1420</b>	<b>49.7</b>	<b>7.59</b>	<b>12</b>	<b>6.4</b>	<b>9</b>	<b>4.8</b>	<b>75t</b>	<b>15/134</b>	<b>76.5</b>
<b>Opponents</b>	<b>267</b>	<b>142</b>	<b>1691</b>	<b>53.2</b>	<b>6.33</b>	<b>9</b>	<b>3.4</b>	<b>12</b>	<b>4.5</b>	<b>46t</b>	<b>20/172</b>	<b>65.3</b>

# 1983 FINAL STATISTICS (8-8)

Head Coach: Ron Meyer • Tied for Second in AFC East • Home Stadium: Sullivan Stadium

DATE	W/L	SCORE	OPPONENT	ATTENDANCE
9/04	L	23-29	Baltimore (OT)	45,526
9/11	L	24-34	at Miami	59,343
9/18	W	23-13	N.Y. Jets	43,182
9/25	W	28-23	at Pittsburgh	58,282
10/02	L	13-33	San Francisco	54,293
10/09	L	7-12	at Baltimore	35,618
10/16	W	37-21	San Diego	59,016
10/23	W	31-0	at Buffalo	60,424
10/30	L	24-34	at Atlanta	47,546
11/06	W	21-7	Buffalo	42,604
11/13	W	17-6	Miami	60,771
11/20	L	0-30	Cleveland	40,987
11/27	L	3-26	N.Y. Jets	48,620
12/04	W	7-0	New Orleans	24,579
12/11	W	21-7	at L.A. Rams	46,503
12/18	L	6-24	at Seattle	59,688

## Team Statistics

	PATS	OPP
<b>TOTAL FIRST DOWNS</b>	<b>284</b>	<b>326</b>
By Rushing	130	129
By Passing	138	172
By Penalty	16	25
Third Down: Md/Att.	82/205	101/234
Third Down: Eff.	40.0	43.1
Fourth Down: Md/Att.	4/12	8/19
Fourth Down: Eff.	33.3	42.1

<b>TOTAL NET YARDS</b>	<b>5311</b>	<b>5576</b>
Avg. per Game	331.9	348.5
Total Offensive Plays	995	1102
Avg. per Play	5.3	5.1

<b>NET YARDS RUSHING</b>	<b>2605</b>	<b>2281</b>
Total Rushing Plays	538	549
Avg. per Rush	4.8	4.2
Avg. per Game	162.8	142.6

<b>NET YARDS PASSING</b>	<b>2706</b>	<b>3295</b>
Avg. per Game	169.1	205.9
Sacked/Yards Lost	45/334	39/270
Gross Yards Passing	3040	3565
Att./Completions	412/220	514/277
Completion Pct.	53.4	53.9
Had Intercepted	18	17

<b>PUNTS/AVERAGE</b>	<b>81/44.6</b>	<b>78/42.0</b>
----------------------	----------------	----------------

<b>NET PUNTING AVG.</b>	<b>37.1</b>	<b>34.8</b>
-------------------------	-------------	-------------

<b>PENALTIES/YARDS</b>	<b>90/815</b>	<b>84/674</b>
------------------------	---------------	---------------

<b>FUMBLES/BALLS LOST</b>	<b>47/20</b>	<b>30/19</b>
---------------------------	--------------	--------------

<b>TOUCHDOWNS</b>	<b>36</b>	<b>31</b>
Rushing	19	9
Passing	16	19
Returns	1	3

<b>Score by Periods</b>	<b>1</b>	<b>2</b>	<b>3</b>	<b>4</b>	<b>OT</b>	<b>Total</b>
Patriots	53	71	40	110	0	274
Opponents	47	110	67	59	6	289

SCORING	TD	Ru	Pa	Rt	PAT	FG	S	TP
Collins	10	10	0	0	0	0	60	0
Ramsey	6	0	6	0	0	0	36	0
Steinfort	0	0	0	0	16/17	6/15	0	34
Tatupu	5	4	1	0	0	0	30	0
Smith	0	0	0	0	12/15	3/6	0	21
C. Weathers	3	0	3	0	0	0	18	0
Grogan	2	2	0	0	0	0	12	0
Morgan	2	2	0	0	0	0	12	0
Starring	2	2	0	0	0	0	12	0
van Egghen	2	2	0	0	0	0	12	0
Dawson	1	0	1	0	0	0	6	0
Jones	1	0	1	0	0	0	6	0
R. Weathers	1	0	1	0	0	0	6	0
Weishuhn	1	0	1	0	0	0	6	0
Zendejas	0	0	0	0	3/4	0/1	0	3
Patriots	36	19	16	1	31/36	9/22	0	274
Opponents	31	9	19	3	29/30	24/31	1	289

RUSHING	NO	YDS	AVG	LG	TD
Collins	219	1049	4.8	50t	10
Tatupu	106	578	5.5	55	4
R. Weathers	73	418	5.7	77	1
van Egghen	95	358	3.8	11	2
Grogan	23	108	4.7	17	2
Eason	19	39	2.1	12	0
C. Weathers	1	28	28.0	28	0
Kerrigan	1	14	14.0	14	0
Morgan	1	13	13.0	13	0
<b>Patriots</b>	<b>538</b>	<b>2605</b>	<b>4.8</b>	<b>77</b>	<b>19</b>
<b>Opponents</b>	<b>549</b>	<b>2281</b>	<b>4.2</b>	<b>29</b>	<b>9</b>

RECEIVING	NO	YDS	AVG	LG	TD
Morgan	58	863	14.9	50t	2
Collins	27	257	9.5	20	0
Ramsey	24	335	14.0	39	6
R. Weathers	23	212	9.2	19	0
Jones	20	323	16.2	30	1
C. Weathers	19	379	19.9	58t	3
Starring	17	389	22.9	76t	2
van Egghen	10	102	10.2	23	0
Tatupu	10	97	9.7	17	1
Dawson	9	84	9.3	14	1
Hasselbeck	1	7	7.0	7	0
B. Williams	1	0	0.0	0	0
Grogan	1	-8	-8.0	-8	0
<b>Patriots</b>	<b>220</b>	<b>3040</b>	<b>13.8</b>	<b>76t</b>	<b>16</b>
<b>Opponents</b>	<b>277</b>	<b>3565</b>	<b>12.9</b>	<b>68t</b>	<b>19</b>

INTERCEPTIONS	NO	YDS	AVG	LG	TD
Sanford	7	24	3.4	16	0
James	5	99	19.8	46	0
Marion	2	4	2.0	4	0
Blackmon	1	39	39.0	39	0
Nelson	1	6	6.0	6	0
McGrew	1	3	3.0	3	0
Weishuhn	0	27	-	27t	1
<b>Patriots</b>	<b>17</b>	<b>202</b>	<b>11.9</b>	<b>46</b>	<b>1</b>
<b>Opponents</b>	<b>18</b>	<b>361</b>	<b>20.1</b>	<b>65t</b>	<b>1</b>

PUNTING	NO	YDS	AVG	TB	IN20	LG	BLK
Camarillo	81	3615	44.6	11	25	70	0
Patriots	81	3615	44.6	11	25	70	0
Opponents	78	3273	42.0	8	21	62	0

PUNT RETURNS	NO	FC	YDS	AVG	LG	TD
R. Smith	38	12	398	10.5	55	0
C. Weathers	4	0	1	0.3	3	0
Sanford	1	2	0	0.0	0	0
Lee	1	0	0	0.0	0	0
<b>Patriots</b>	<b>44</b>	<b>14</b>	<b>399</b>	<b>9.1</b>	<b>55</b>	<b>0</b>
<b>Opponents</b>	<b>48</b>	<b>6</b>	<b>392</b>	<b>8.2</b>	<b>22</b>	<b>0</b>

KICK RETURNS	NO	YDS	AVG	LG	TD
R. Smith	42	916	21.8	53	0
R. Weathers	3	68	22.7	29	0
C. Weathers	3	58	19.3	33	0
Jones	4	63	15.8	23	0
Lee	4	40	10.0	19	0
Golden	1	10	10.0	10	0
<b>Patriots</b>	<b>57</b>	<b>1155</b>	<b>20.3</b>	<b>53</b>	<b>0</b>
<b>Opponents</b>	<b>56</b>	<b>1082</b>	<b>19.3</b>	<b>60</b>	<b>0</b>

FIELD GOALS	1-19	20-29	30-39	40-49	50+
Steinfort	0-0	3-4	3-5	0-6	0-0
Smith	0-0	1-1	1-4	1-1	0-0
Zendejas	0-0	0-0	0-0	0-1	0-0
<b>Patriots</b>	<b>0-0</b>	<b>4-5</b>	<b>4-9</b>	<b>1-8</b>	<b>0-0</b>
<b>Opponents</b>	<b>2-2</b>	<b>12-13</b>	<b>6-8</b>	<b>1-2</b>	<b>0-0</b>

**Smith:** (36wr,33wl,39G) (22G) (43G) (-) (37wr).  
**Steinfort:** (41wl) (35G,20G,32G) (47wl,48wr,22G) (-) (46b) (44wr,20G) (-) (39wl,33G) (37s,48wl,24wl). **Zendejas:** (41wl) (-).

**Opponents:** (25G,52G,33G) (28G,23G) (-) (20G,34G,28G) (45G,35G,36G,24G) (52G) (-) (54wl,47wl) (23G) (24wl) (52G,29G,53wl) (22G,20G,20G) (18G, 34G,35G,19G) (35wl) (41wl) (29G,34wr).

**Sacks:** Tippett 8.5, Adams 8.0, Owens 4.0, Blackmon 3.5, Browning 2.0, James 2.0, McGrew 2.0, Rembert 2.0, Weishuhn 2.0, Williams, T. 2.0, Nelson 1.0, Williams, L. 1.0, Harris 0.5, Rogers 0.5. Patriots 39.0, Opponent 45.0.

**Starters: Offense:** WR Stanley Morgan (16); LT Brian Holloway (16); LG John Hannah (16); C Pete Brock (13), Dwight Wheeler (3); RG Ron Wooten (16); RT Bob Cryder (14), Darryl Haley (2); TE Lin Dawson (10), Derrick Ramsey (6); WR Cedric Jones (12), Stephen Starring (3); QB Steve Grogan (12), Tony Eason (4); RB Tony Collins (16); FB Mark van Egghen (10), Robert Weathers (5), Mosi Tatupu (1); 2nd TE Derrick Ramsey (1).

**Defense:** LE Toby Williams (10), Kenneth Sims (2), Marshall Harris (2), Ron Spears (1), Lester Williams (1); NT Dennis Owens (14), Luther Henson (2); RE Julius Adams (16); LOLB Andre Tippett (12), Larry McGrew (4); LILB Johnny Rembert (8), Steve Nelson (7), Tim Golden (1); RILB Clayton Weishuhn (16); ROLB Don Blackmon (14), L. McGrew (1), A. Tippett (1); LCB Ronnie Lippett (16); RCB Raymond Clayborn (16); SS Roland James (16); FS Rick Sanford (16).

**1983 Coaching Staff:** Tommy Brasher, Linebackers, Cleve Bryant, Offensive Backfield, LeBaron Caruthers, Strength/ Conditioning, Steve Endicott, Receivers, Lew Erber, QB's/ Offensive Coordinator, Bill Muir, Offensive Line, Rod Rust, Defensive Coordinator, Dante Scarnechia, Special Teams/TE's, Steve Sidwell, Linebackers, Steve Walters, Defensive Backs.

**Pro Bowl (5):** P Rich Camarillo (1), CB Raymond Clayborn (1), RB Tony Collins (1), G John Hannah (7), T Brian Holloway (1).

PASSING	ATT	CMP	YARDS	CMP%	YDS/ATT	TD	TD%	INT	INT%	LG	SK/YDS	RATING
Grogan	303	168	2411	55.4	7.95	15	4.9	12	3.9	76t	29/195	81.4
Eason	95	46	557	48.4	5.86	1	1.0	5	5.2	35	16/139	48.4
Kerrigan	14	6	72	42.9	5.14	0	0.0	1	7.1	19	0/0	29.5
<b>Patriots</b>	<b>412</b>	<b>220</b>	<b>3040</b>	<b>53.4</b>	<b>7.37</b>	<b>16</b>	<b>4.0</b>	<b>18</b>	<b>4.3</b>	<b>76t</b>	<b>45/334</b>	<b>72.1</b>
<b>Opponents</b>	<b>514</b>	<b>277</b>	<b>3565</b>	<b>53.9</b>	<b>6.93</b>	<b>19</b>	<b>3.6</b>	<b>17</b>	<b>3.3</b>	<b>68t</b>	<b>39/270</b>	<b>74.4</b>

# 1984 FINAL STATISTICS (9-7)

Head Coach: Ron Meyer (5-3), Raymond Berry (4-4) • Second in AFC East • Home Stadium: Sullivan Stadium

DATE	W/L	SCORE	OPPONENT	ATTENDANCE
9/02	W	21-17	at Buffalo	48,528
9/09	L	7-28	at Miami	66,083
9/16	W	38-23	Seattle	43,140
9/23	L	10-26	Washington	60,503
9/30	W	28-21	at N.Y. Jets	68,978
10/07	W	17-16	at Cleveland	53,036
10/14	W	20-14	Cincinnati	48,154
10/21	L	24-44	Miami	60,711
10/28	W	30-20	N.Y. Jets	60,513
11/04	L	19-26	at Denver	74,908
11/11	W	38-10	Buffalo	43,313
11/18	W	50-17	at Indianapolis	60,009
11/22	L	17-20	at Dallas	55,341
12/02	L	10-33	St. Louis	53,558
12/09	L	17-27	at Philadelphia	41,581
12/16	W	16-10	Indianapolis	22,383

## Team Statistics

	PATS	OPP
<b>TOTAL FIRST DOWNS</b>	<b>315</b>	<b>311</b>
By Rushing	104	109
By Passing	186	182
By Penalty	25	20
Third Down: Md/Att.	83/214	90/255
Third Down: Eff.	39.0	40.0
Fourth Down: Md/Att.	4/5	9/18
Fourth Down: Eff.	80.0	50.0
<b>TOTAL NET YARDS</b>	<b>5263</b>	<b>5100</b>
Avg. per Game	328.9	318.7
Total Offensive Plays	1048	1066
Avg. per Play	5.0	4.8
<b>NET YARDS RUSHING</b>	<b>2032</b>	<b>1886</b>
Total Rushing Plays	482	498
Avg. per Rush	4.2	3.8
Avg. per Game	127.0	117.8
<b>NET YARDS PASSING</b>	<b>3231</b>	<b>3214</b>
Avg. per Game	201.9	200.8
Sacked/Yards Lost	66/454	55/452
Gross Yards Passing	3685	3666
Att./Completions	500/292	513/283
Completion Pct.	58.4	55.2
Had Intercepted	14	17
<b>PUNTS/AVERAGE</b>	<b>92/42.4</b>	<b>83/40.3</b>
<b>NET PUNTING AVG.</b>	<b>35.0</b>	<b>33.4</b>
<b>PENALTIES/YARDS</b>	<b>86/674</b>	<b>87/773</b>
<b>FUMBLES/BALLS LOST</b>	<b>29/15</b>	<b>33/8</b>
<b>TOUCHDOWNS</b>	<b>42</b>	<b>42</b>
Rushing	15	11
Passing	26	25
Returns	1	6
<b>Score by Periods</b>	<b>1 2 3 4 OT</b>	<b>TOTAL</b>
Patriots	68 74 108 112	0 362
Opponents	78 115 84 75	0 352
<b>SCORING</b>	<b>TD R U Pa Rt PAT FG S TP</b>	
Franklin	0 0 0 0 0 42/42	22/28 0 108
Ramsey	7 0 7 0 0	0 42
Collins	5 5 0 0 0	0 30
Eason	5 5 0 0 0	0 30
Morgan	5 0 5 0 0	0 30
Dawson	4 0 4 0 0	0 24
Starring	4 0 4 0 0	0 24
Tatupu	4 4 0 0 0	0 24
Jones	3 0 2 1 0	0 18
C. Weathers	2 0 2 0 0	0 12
C. James	1 1 0 0 0	0 6
Robinson	1 0 1 0 0	0 6
Fryar	1 0 1 0 0	0 6
R. James	0 0 0 0 0	1 2
<b>Patriots</b>	<b>42 15 26 1</b>	<b>42/42 22/28 1 362</b>
<b>Opponents</b>	<b>42 11 25 6</b>	<b>37/42 21/31 0 352</b>

RUSHING	NO	YDS	AVG	LG	TD
C. James	160	790	4.9	73	1
Tatupu	133	553	4.2	20t	4
Collins	138	550	4.0	21	5
Eason	40	154	3.9	25t	5
Grogan	7	12	1.7	13	0
Fryar	2	-11	-5.5	0	0
Starring	2	-16	-8.0	0	0
<b>Patriots</b>	<b>482</b>	<b>2032</b>	<b>4.2</b>	<b>73</b>	<b>15</b>
<b>Opponents</b>	<b>498</b>	<b>1886</b>	<b>3.8</b>	<b>53</b>	<b>11</b>

RECEIVING	NO	YDS	AVG	LG	TD
Ramsey	66	792	12.0	34	7
Starring	46	657	14.3	65t	4
Dawson	39	427	10.9	27	4
Morgan	38	709	18.7	76t	5
C. James	22	159	7.2	16	0
Jones	19	244	12.8	22	2
Tatupu	16	159	9.9	24	0
Collins	16	100	6.2	19	0
Fryar	11	164	14.9	26	1
C. Weathers	8	115	14.4	29	2
Hawthorne	7	127	18.1	26	0
Robinson	4	32	8.0	17	1
<b>Patriots</b>	<b>292</b>	<b>3685</b>	<b>12.6</b>	<b>76t</b>	<b>26</b>
<b>Opponents</b>	<b>283</b>	<b>3666</b>	<b>13.0</b>	<b>68t</b>	<b>25</b>

INTERCEPTIONS	NO	YDS	AVG	LG	TD
Clayborn	3	102	34.0	85	0
Lippett	3	23	7.7	13	0
Marion	2	39	19.5	26	0
R. James	2	14	7.0	14	0
Gibson	2	4	2.0	4	0
Sanford	2	2	1.0	2	0
Dombroski	1	23	23.0	23	0
Blackmon	1	3	3.0	3	0
Nelson	1	0	0.0	0	0
<b>Patriots</b>	<b>17</b>	<b>210</b>	<b>12.4</b>	<b>85</b>	<b>0</b>
<b>Opponents</b>	<b>14</b>	<b>237</b>	<b>16.9</b>	<b>86t</b>	<b>3</b>

PUNTING	NO	YDS	AVG	TB	IN20	LG	BLK
Camarrillo	48	2020	42.1	7	12	61	0
Prestridge	44	1884	42.8	5	8	89	0
<b>Patriots</b>	<b>92</b>	<b>3904</b>	<b>42.4</b>	<b>12</b>	<b>20</b>	<b>89</b>	<b>0</b>
<b>Opponents</b>	<b>83</b>	<b>3345</b>	<b>40.3</b>	<b>7</b>	<b>17</b>	<b>64</b>	<b>0</b>

PUNT RETURNS	NO	FC	YDS	AVG	LG	TD
Fryar	36	10	347	9.6	55	0
Starring	10	1	73	7.3	16	0
C. Weathers	1	0	7	7.0	7	0
Gibson	1	0	3	3.0	3	0
Sanford	0	2	0	0.0	0	0
R. James	0	2	0	0.0	0	0
<b>Patriots</b>	<b>48</b>	<b>15</b>	<b>430</b>	<b>9.0</b>	<b>55</b>	<b>0</b>
<b>Opponents</b>	<b>45</b>	<b>12</b>	<b>442</b>	<b>9.8</b>	<b>47t</b>	<b>1</b>

**Sacks:** Tippet 18.5, Owens 6.5, Williams, T. 6.0, Blackmon 5.0, Adams 4.0, Nelson 4.0, Sims 3.5, Henson 2.0, Rogers 2.0, Williams L. 1.5, Marion 1.0, McGrew 0.5, Rembert 0.5. Team 55.0 Opp. 66.0.

KICK RETURNS	NO	YDS	AVG	LG	TD
Collins	26	544	20.9	46	0
J. Williams	23	461	20.0	29	0
Fryar	5	95	19.0	22	0
Lee	3	43	14.3	17	0
Robinson	3	38	12.7	14	0
Smith	1	22	22.0	22	0
Jones	1	20	20.0	20	0
Hawthorne	1	14	14.0	14	0
Tatupu	1	9	9.0	9	0
<b>Patriots</b>	<b>64</b>	<b>1246</b>	<b>19.5</b>	<b>46</b>	<b>0</b>
<b>Opponents</b>	<b>73</b>	<b>1373</b>	<b>18.8</b>	<b>69</b>	<b>0</b>

FIELD GOALS	1-19	20-29	30-39	40-49	50+
Franklin	2-2	10-10	4-7	6-8	0-1
<b>Patriots</b>	<b>2-2</b>	<b>10-10</b>	<b>4-7</b>	<b>6-8</b>	<b>0-1</b>
<b>Opponents</b>	<b>2-2</b>	<b>9-9</b>	<b>4-8</b>	<b>5-10</b>	<b>1-2</b>

**Franklin:** (-) (-) (32G) (44s,22G) (33wl, 49wl) (45G) (20G,27G) (-) (24G, 48G,27G,36wl) (30G,40G,36wr,47G,19G) (21G) (28G,40G) (29G,56s) (19G) (24G,38wl) (21G,34G,36G).

**Opponents:** (45wl,27G) (39wl,42wl) (42G) (19G,42G,22G,27G) (-) (24G, 48G,27G,36wl) (37s,35wr) (28G) (46G, 18G) (-) (34G,43wl) (35G,61s) (28G,23G) (36G,33G) (50G,46G,48wr) (25G,42b).

**Starters: Offense:** WR Stanley Morgan (12), Irving Fryar (2), Cedric Jones (2); LT Brian Holloway (16); LG John Hannah (15), Guy Morris (1); C Pete Brock (12), G. Morris; RG Ron Wooten (16); RT Darryl Haley (16); TE Lin Dawson (15), Derrick Ramsey (1); WR Stephen Starring (16); QB Tony Eason (13), Steve Grogan (3); RB Craig James (7), Tony Collins (5); Moss Tapp (4); H-Back D. Ramsey (12), Greg Hawthorne (1), Bo Robinson (1); 3rd WR I. Fryar (1), C. Jones (1).

**Defense:** LE Kenneth Sims (16); NT Dennis Owens (16); RE Toby Williams (15), Julius Adams (1); L/LB Andre Tippet (16), L/LB Steve Nelson (16); R/LB Lawrence McGrew (15), Clayton Weishuhn (1); R/LB Don Blackmon (16); LCB Ernest Gibson (8), Ronnie Lippett (8); RCB Raymond Clayborn (16); SS Roland James (15), Fred Marion (1); FS F. Marion (9), Rick Sanford (7).

**1984 Coaching Staff:** Tommy Brasher, Linebackers, Clev Bryant, Offensive Backfield, LeBaron Caruthers, Strength/ Conditioning, Steve Endicott, Receivers, Len Erber, QB's/ Offensive Coordinator, Bill Muir, Offensive Line, Rod Rust, Defensive Coordinator, Dante Scarnechia, Special Teams/TE's, Steve Sidwell, Linebackers, Steve Walters, Defensive Backs.

**Pro Bowl (4):** G John Hannah (8), T Brian Holloway (2), LB Steve Nelson (2), LB Andre Tippet (1).

PASSING	ATT	CMP	YARDS	CMP%	YDS/ATT	TD	TD%	INT	INT%	LG	SK/YDS	RATING
Eason	431	259	3228	60.1	7.49	23	5.3	8	1.8	76t	59/409	93.4
Grogan	68	32	444	47.1	6.53	3	4.4	6	8.8	65t	7/45	46.4
Kerrigan	1	1	13	100.0	13.0	0	0.0	0	0.0	13	0/0	118.8
<b>Patriots</b>	<b>500</b>	<b>292</b>	<b>3685</b>	<b>58.4</b>	<b>7.37</b>	<b>26</b>	<b>5.2</b>	<b>14</b>	<b>2.8</b>	<b>76t</b>	<b>66/454</b>	<b>87.1</b>
<b>Opponents</b>	<b>513</b>	<b>283</b>	<b>3666</b>	<b>55.2</b>	<b>7.14</b>	<b>25</b>	<b>4.9</b>	<b>17</b>	<b>3.3</b>	<b>68t</b>	<b>55/452</b>	<b>80.3</b>

# 1985 FINAL STATISTICS (11-5)

Head Coach: Raymond Berry • Tied for Second in AFC East (Wild Card Playoff Qualifier) • Home Stadium: Sullivan Stadium

DATE	W/L	SCORE	OPPONENT	ATTENDANCE
9/08	W	26-20	Green Bay	49,488
9/15	L	7-20	at Chicago	60,533
9/22	W	17-14	at Buffalo	40,334
9/29	L	20-35	L.A. Raiders	60,686
10/06	L	20-24	at Cleveland	62,139
10/13	W	14-3	Buffalo	40,462
10/20	W	20-13	N.Y. Jets	58,163
10/27	W	32-14	at Tampa Bay	34,661
11/03	W	17-13	Miami	58,811
11/10	W	34-15	Indianapolis	54,176
11/17	W	20-13	at Seattle	60,345
11/24	L	13-16	at N.Y. Jets OT	74,100
12/01	W	38-31	at Indianapolis	56,740
12/08	W	23-6	Detroit	59,078
12/16	L	27-30	at Miami	69,489
12/22	W	34-23	Cincinnati	57,953
<b>AFC PLAYOFFS</b>				
12/28	W	26-14	at N.Y. Jets	70,598
1/05	W	27-20	at L.A. Raiders	88,936
1/12	W	31-14	at Miami	74,798
<b>SUPER BOWL XX (at New Orleans, La.)</b>				
1/26	L	10-46	vs. Chicago	73,818

## Team Statistics

	PATS	OPP
<b>TOTAL FIRST DOWNS</b>	<b>294</b>	<b>284</b>
By Rushing	126	92
By Passing	153	168
By Penalty	15	24
Third Down: Md/Att.	83/223	74/227
Third Down: Eff.	37.0	33.0
Fourth Down: Md/Att.	4/10	5/15
Fourth Down: Eff.	40.0	33.0
<b>TOTAL NET YARDS</b>	<b>5499</b>	<b>4714</b>
Avg. per Game	343.7	294.6
Total Offensive Plays	1061	1042
Avg. per Play	5.2	4.5
<b>NET YARDS RUSHING</b>	<b>2331</b>	<b>1655</b>
Total Rushing Plays	565	466
Avg. per Rush	4.1	3.6
Avg. per Game	145.7	103.4
<b>NET YARDS PASSING</b>	<b>3168</b>	<b>3059</b>
Avg. per Game	198.0	191.2
Sacked/Yards Lost	39/315	51/334
Gross Yards Passing	3483	3393
Att./Completions	457/255	525/262
Completion Pct.	55.8	49.9
Had Intercepted	22	23
<b>PUNTS/AVERAGE</b>	<b>92/42.9</b>	<b>97/40.5</b>
<b>NET PUNTING AVG.</b>	<b>33.7</b>	<b>32.5</b>
<b>PENALTIES/YARDS</b>	<b>114/842</b>	<b>83/699</b>
<b>FUMBLES/BALLS LOST</b>	<b>37/20</b>	<b>35/24</b>
<b>TOUCHDOWNS</b>	<b>41</b>	<b>32</b>
Rushing	15	15
Passing	20	14
Returns	6	3
<b>Score by Periods</b>	<b>1 2 3 4</b>	<b>OT Total</b>
Patriots	54 115 44 149	0 362
Opponents	75 64 56 92	3 290

SCORING	TD	R	P	FG	S	P	T
Franklin	0	0	0	0	40/41	24/30	0 112
Fryar	10	1	7	2	0	0	60
C. James	7	5	2	0	0	0	42
Collins	5	3	2	0	0	0	30
Morgan	5	0	0	5	0	0	30
Jones	3	0	2	1	0	0	18
Grogan	2	2	0	0	0	0	12
Tatupu	2	2	0	0	0	0	12
Eason	1	1	0	0	0	0	6
Weathers	1	1	0	0	0	0	6
Hawthorne	1	0	1	0	0	0	6
D. Ramsey	1	0	1	0	0	0	6
Tippett	1	0	0	1	0	0	6
Rembert	1	0	0	1	0	0	6
Clayborn	1	0	0	1	0	0	6
Blackmon	0	0	0	0	0	0	2
Patriots	41	15	20	6	40/41	24/30	2 362
Opponents	32	15	14	3	30/32	22/25	1 290

RUSHING	NO	YDS	AVG	LG	TD
C. James	263	1227	4.7	65t	5
Collins	163	657	4.0	28	3
Weathers	41	174	4.2	42t	1
Tatupu	47	152	3.2	11	2
Eason	22	70	3.2	23	1
Grogan	20	29	1.5	12	2
Fryar	7	27	3.9	13	1
Morgan	1	0	0.0	0	0
Franklin	1	-5	-5.0	-5	0
<b>Patriots</b>	<b>565</b>	<b>2331</b>	<b>4.1</b>	<b>65t</b>	<b>15</b>
<b>Opponents</b>	<b>466</b>	<b>1655</b>	<b>3.6</b>	<b>24</b>	<b>15</b>

RECEIVING	NO	YDS	AVG	LG	TD
Collins	52	549	10.6	49	2
Morgan	39	760	19.5	50t	5
Fryar	39	670	17.2	56	7
D. Ramsey	28	285	10.2	26	1
C. James	27	360	13.3	90t	2
Jones	21	237	11.3	29t	2
Starring	16	235	14.7	40	0
Dawson	17	148	8.7	26	0
D. Williams	9	163	18.1	30	0
Hawthorne	3	42	14.0	28t	1
Weathers	2	18	9.0	13	0
Tatupu	2	16	8.0	15	0
<b>Patriots</b>	<b>255</b>	<b>3483</b>	<b>13.7</b>	<b>90t</b>	<b>20</b>
<b>Opponents</b>	<b>262</b>	<b>3393</b>	<b>13.0</b>	<b>88t</b>	<b>14</b>

INTERCEPTIONS	NO	YDS	AVG	LG	TD
Marion	7	189	27.0	83	0
Clayborn	6	80	13.3	38	1
R. James	4	51	12.8	39	0
Lippett	3	93	31.0	58	0
Blackmon	1	14	14.0	14	0
McGrew	1	0	0.0	0	0
McSwain	1	0	0.0	0	0
<b>Patriots</b>	<b>23</b>	<b>427</b>	<b>18.6</b>	<b>83</b>	<b>1</b>
<b>Opponents</b>	<b>22</b>	<b>243</b>	<b>11.0</b>	<b>38t</b>	<b>2</b>

PUNTING	NO	YDS	AVG	TB	IN20	LG	BLK
Camarillo	92	3953	43.0	13	17	75	0
<b>Patriots</b>	<b>92</b>	<b>3953</b>	<b>43.0</b>	<b>13</b>	<b>17</b>	<b>75</b>	<b>0</b>
<b>Opponents</b>	<b>97</b>	<b>3925</b>	<b>40.5</b>	<b>11</b>	<b>26</b>	<b>64</b>	<b>0</b>

PUNT RETURNS	NO	FC	YDS	AVG	LG	TD
Fryar	37	15	520	14.1	85t	2
R. James	2	0	13	6.5	13	0
Starring	2	0	0	0.0	0	0
Marion	0	1	0	0.0	0	0
Bowman	1	0	-3	-3.0	-3	0
<b>Patriots</b>	<b>42</b>	<b>16</b>	<b>530</b>	<b>12.6</b>	<b>85t</b>	<b>2</b>
<b>Opponents</b>	<b>56</b>	<b>7</b>	<b>597</b>	<b>10.7</b>	<b>46</b>	<b>0</b>

KICK RETURNS	NO	YDS	AVG	LG	TD
Starring	48	1012	21.1	53	0
Fryar	3	39	13.0	24	0
Jones	3	37	12.3	20	0
Weathers	1	18	18.0	18	0
Hawthorne	1	13	13.0	13	0
C. James	1	0	0.0	0	0
<b>Patriots</b>	<b>57</b>	<b>1119</b>	<b>19.6</b>	<b>53</b>	<b>0</b>
<b>Opponents</b>	<b>77</b>	<b>1434</b>	<b>18.6</b>	<b>58</b>	<b>0</b>

PASSING	ATT	CMP	YARDS	CMP%	YDS/ATT	TD	TD%	INT	INT%	LG	SK/YDS	RATING
Eason	299	168	2156	56.2	7.2	11	3.7	17	5.7	90t	28/229	67.5
Grogan	156	85	1311	54.5	8.4	7	4.5	5	3.2	56	11/86	84.1
C. James	2	2	16	100.0	8.0	2	1.0	0	0.0	11t	0/0	139.6
<b>Patriots</b>	<b>457</b>	<b>255</b>	<b>3483</b>	<b>55.8</b>	<b>7.6</b>	<b>20</b>	<b>4.4</b>	<b>22</b>	<b>4.8</b>	<b>90t</b>	<b>39/315</b>	<b>74.9</b>
<b>Opponents</b>	<b>525</b>	<b>262</b>	<b>3393</b>	<b>49.9</b>	<b>6.5</b>	<b>14</b>	<b>2.7</b>	<b>23</b>	<b>4.4</b>	<b>88t</b>	<b>51/334</b>	<b>61.2</b>

**Sacks:** Tippett 16.5, Veris 10.0, Blackmon 8.0, Sims 5.5, Adams 5.0, Nelson 2.0, T. Williams 2.0, McGrew 1.0, L. Williams 1.0. Team, 51.0, Opponent, 39.0.

Field Goals	1-19	20-29	30-39	40-49	50+
Franklin	1/1	7/9	9/9	5/9	2/2
<b>Patriots</b>	<b>1/1</b>	<b>7/9</b>	<b>9/9</b>	<b>5/9</b>	<b>2/2</b>
<b>Opponents</b>	<b>0/0</b>	<b>8/8</b>	<b>6/8</b>	<b>6/7</b>	<b>2/2</b>

**Franklin:** (34G) (-) (32G) (47G,20G) (29G, 33G,47wl) (20wr) (19G,44G) (35G,50G, 49G,28wr) (38G) (41G,30G) (-) (41wl, 23G,28G) (35G) (38G,47wl,50G,22G) (22G,49G) (25G,42wr,30G)

**Opponents:** (40b) (21G,28G) (-) (-) (36wl,44G) (47G) (53G,52G) (-) (26G, 32G) (-) (37wr, 32G,31G) (21G,21G, 32G) (25G) (26G,37G) (44G,49G,47G) (42G, 22G,30G).

**Starters: Offense:** WR Stanley Morgan (13), Cedric Jones (3); LT Brian Holloway (16); LG John Hannah (14), Guy Morris (2); C Pete Brock (8), G. Morris (8); RG Ron Wooten (14), Paul Fairchild (2); RT Steve Moore (16); TE Lin Dawson (13), Derrick Ramsey (3); WR Irving Fryar (14), Stephen Starring (1), Derwin Williams (1); QB Tony Eason (10), Steve Grogan (6); RB Tony Collins (16); FB Craig James (14), Mosi Tatupu (2).

**Defense:** LE Ken Sims (13), Garin Veris (3); NT Dennis Owens (13), Lester Williams (3); RE Julius Adams (12), Toby Williams (3), G. Veris (1); LOLB Andre Tippett (16); LILB Steve Nelson (15), Johnny Rembert (1); LCB Lawrence McGrew (12), J. Rembert (4); ROLB Don Blackmon (14), L. McGrew (2); LCB Ronnie Lippett (16); RCB Raymond Clayborn (16); SS Roland James; FS Fred Marion (16).

**1985 Coaching Staff:** Dean Brittenham, Strength/Conditioning, Jim Carr, Defensive Backfield, Bobby Grier, Offensive Backfield, Ray Hamilton, Asst. Defensive Line, Rod Humenuik, Asst. Head Coach/Offensive Line, Harold Jackson, Receivers, Eddie Khayat, Defensive Line, John Polonchek, QBs/Special Asst. to Head Coach, Rod Rust, Defensive Coordinator, Dante Scarnechia, Special Teams/TES, Don Shinnick, Linebackers, Les Steckel, Quarterbacks / Receivers.

**Pro Bowl (8):** CB Raymond Clayborn (2), KR Irving Fryar (1), G John Hannah (9), T Brian Holloway (3), RB Craig James (1), FS Fred Marion (1), LB Steve Nelson (3), LB Andre Tippett (2).

# 1986 FINAL STATISTICS (11-5)

Head Coach: Raymond Berry • AFC East Division Champions • Home Stadium: Sullivan Stadium

DATE	W/L	SCORE	OPPONENT	ATTENDANCE
9/07	W	33-3	Indianapolis	55,208
9/11	W	20-6	at N.Y. Jets	72,422
9/21	L	31-38	Seattle	58,977
9/28	L	20-27	Denver	75,804
10/05	W	34-7	Miami	60,689
10/12	L	24-31	N.Y. Jets	60,342
10/19	W	34-0	at Pittsburgh	54,743
10/26	W	23-3	at Buffalo	77,808
11/02	W	25-17	Atlanta	60,597
11/09	W	30-21	at Indianapolis	56,890
11/16	W	30-28	at L.A. Rams	64,339
11/23	W	22-19	Buffalo	60,455
11/30	W	21-20	at New Orleans	58,259
12/07	L	7-31	Cincinnati	60,633
12/14	L	24-29	San Francisco	60,787
12/22	W	34-27	at Miami	74,516
<b>AFC PLAYOFFS</b>				
1/04	L	17-22	at Denver	76,105

## Team Statistics

	PATS	OPP
<b>TOTAL FIRST DOWNS</b>	<b>314</b>	<b>286</b>
By Rushing	77	118
By Passing	202	153
By Penalty	35	15
Third Down: Md/Att.	77/227	79/219
Third Down: Eff.	33.9	36.1
Fourth Down: Md/Att.	8/11	7/12
Fourth Down: Eff.	72.7	58.3
<b>TOTAL NET YARDS</b>	<b>5327</b>	<b>5181</b>
Avg. per Game	332.9	323.8
Total Offensive Plays	1073	1031
Avg. per Play	5.0	5.0
<b>NET YARDS RUSHING</b>	<b>1373</b>	<b>2203</b>
Total Rushing Plays	469	510
Avg. per Rush	2.9	4.3
Avg. per Game	85.8	137.7
<b>NET YARDS PASSING</b>	<b>3954</b>	<b>2978</b>
Avg. per Game	247.1	186.1
Sacked/Yards Lost	47/367	48/346
Gross Yards Passing	4321	3324
Att./Completions	557/340	473/255
Completion Pct.	61.0	53.9
Had Intercepted	13	21
<b>PUNTS/AVERAGE</b>	<b>92/40.7</b>	<b>90/39.8</b>
<b>NET PUNTING AVG.</b>	<b>33.1</b>	<b>33.4</b>
<b>PENALTIES/YARDS</b>	<b>87/672</b>	<b>106/866</b>
<b>FUMBLES/BALLS LOST</b>	<b>27/11</b>	<b>38/19</b>
<b>TOUCHDOWNS</b>	<b>45</b>	<b>35</b>
Rushing	10	19
Passing	29	15
Returns	6	1

Score by Periods	1	2	3	4	OT	Total
Patriots	82	102	99	129	0	412
Opponents	34	83	64	126	0	307

SCORING	TD	Ru	Pa	Rt	PAT	FG	S	TP
Franklin	0	0	0	0	44/45	32/41	0	140
Morgan	10	0	10	0	0	0	0	60
Collins	8	3	5	0	0	0	0	48
Fryar	7	0	6	1	0	0	0	42
C. James	4	4	0	0	0	0	0	24
Scott	3	0	3	0	0	0	0	18
Baty	2	0	2	0	0	0	0	12
Starring	2	0	2	0	0	0	0	12
Tatupu	2	1	0	1	0	0	0	12
Grogan	1	1	0	0	0	0	0	6
Jones	1	0	1	0	0	0	0	6
Marion	1	0	0	1	0	0	0	6
McSwain	1	0	0	1	0	0	0	6
Rembert	1	0	0	1	0	0	0	6
B. Williams	1	0	0	1	0	0	0	6
Weathers	1	1	0	0	0	0	0	6
<b>Patriots</b>	<b>45</b>	<b>10</b>	<b>29</b>	<b>6</b>	<b>44/45</b>	<b>32/41</b>	<b>1</b>	<b>412</b>
<b>Opponents</b>	<b>35</b>	<b>19</b>	<b>15</b>	<b>1</b>	<b>34/35</b>	<b>21/28</b>	<b>0</b>	<b>307</b>

RUSHING	NO	YDS	AVG	LG	TD
C. James	154	427	2.8	16	4
Collins	156	412	2.6	17	3
Tatupu	71	172	2.4	13	1
Eason	35	170	4.9	26	0
Fryar	4	80	20.0	31	0
Weathers	21	58	2.8	16t	1
Dupard	15	39	2.6	11	0
Grogan	9	23	2.6	10	1
Hawthorne	1	5	5.0	5	0
Starring	1	0	0.0	0	0
Ramsey	1	-6	-6.0	-6	0
Jones	1	-7	-7.0	-7	0
<b>Patriots</b>	<b>469</b>	<b>1373</b>	<b>2.9</b>	<b>31</b>	<b>19</b>
<b>Opponents</b>	<b>510</b>	<b>2203</b>	<b>4.3</b>	<b>58t</b>	<b>10</b>

RECEIVING	NO	YDS	AVG	LG	TD
Morgan	84	1491	17.8	44t	10
Collins	77	684	8.9	49	5
Fryar	43	737	17.1	69t	6
Baty	37	331	8.9	22	2
Hawthorne	24	192	8.0	17	0
C. James	18	129	7.2	17	0
Starring	16	295	18.4	47	2
Tatupu	15	145	9.7	25	0
Jones	14	222	15.9	28	1
Scott	8	41	5.1	8t	3
D. Williams	2	35	17.5	26	0
Weathers	1	14	14.0	14	0
Holloway	1	5	5.0	5	0
<b>Patriots</b>	<b>340</b>	<b>4321</b>	<b>12.7</b>	<b>69t</b>	<b>29</b>
<b>Opponents</b>	<b>255</b>	<b>3324</b>	<b>13.0</b>	<b>67t</b>	<b>15</b>

INTERCEPTIONS	NO	YDS	AVG	LG	TD
Lippett	8	76	9.5	43	0
Clayborn	3	4	1.3	4	0
Marion	2	56	28.0	37t	1
McGrew	2	44	22.0	27	0
R. James	2	39	19.5	21	0
Nelson	2	21	10.5	17	0
Rembert	1	37	37.0	37	0
McSwain	1	3	3.0	3	0
Tippett	0	32	-	32	0
<b>Patriots</b>	<b>21</b>	<b>312</b>	<b>14.9</b>	<b>69</b>	<b>1</b>
<b>Opponents</b>	<b>13</b>	<b>151</b>	<b>11.6</b>	<b>26</b>	<b>0</b>

PUNTING	NO	YDS	AVG	TB	IN20	LG	BLK
Camarillo	89	3746	42.1	7	16	64	3
<b>Patriots</b>	<b>90</b>	<b>3746</b>	<b>42.1</b>	<b>7</b>	<b>16</b>	<b>64</b>	<b>3</b>
<b>Opponents</b>	<b>90</b>	<b>3585</b>	<b>39.8</b>	<b>9</b>	<b>21</b>	<b>73</b>	<b>3</b>

PUNT RETURNS	NO	FC	YDS	AVG	LG	TD
Fryar	35	10	366	10.5	59t	1
Starring	6	0	18	3.0	12	0
Marion	1	1	12	12.0	12	0
R. James	0	1	0	0.0	0	0
<b>Patriots</b>	<b>42</b>	<b>12</b>	<b>396</b>	<b>9.4</b>	<b>59t</b>	<b>1</b>
<b>Opponents</b>	<b>60</b>	<b>4</b>	<b>565</b>	<b>9.4</b>	<b>39</b>	<b>0</b>

**Sacks:** Veris 11.0, Tippett 9.5, Blackmon 7.5, B. Williams 7.0, Rembert 4.0, Hodge 1.0, R. James 1.0, McGrew 1.0, Nelson 1.0, Owens 1.0, Reynolds 1.0, Ruth 1.0, Thomas 1.0, Sims 0.5, T. Williams 0.5. Patriots 48.0, Opponents 47.0.

KICK RETURNS	NO	YDS	AVG	LG	TD
Starring	36	802	22.3	52	0
Fryar	10	192	19.2	33	0
Jones	4	63	15.8	20	0
Dupard	3	50	16.7	21	0
Rembert	3	27	9.0	14	0
Hawthorne	2	13	6.5	13	0
<b>Patriots</b>	<b>58</b>	<b>1147</b>	<b>19.8</b>	<b>52</b>	<b>0</b>
<b>Opponents</b>	<b>81</b>	<b>1480</b>	<b>18.3</b>	<b>39</b>	<b>0</b>

FIELD GOALS	1-19	20-29	30-39	40-49	50+
Franklin	1/1	7/7	15/17	9/16	0/0
<b>Patriots</b>	<b>1/1</b>	<b>7/7</b>	<b>15/17</b>	<b>9/16</b>	<b>0/0</b>
<b>Opponents</b>	<b>0/0</b>	<b>7/7</b>	<b>8/9</b>	<b>6/8</b>	<b>0/4</b>

**Franklin:** (25G, 38G, 39G, 49G) (49n, 45G, 42G) (26G, 36n) (42n, 34G, 37G) (21G, 31G) (45n, 26G) (47n, 31G, 36G) (31G) 47n, 27G, 26G) (31G, 32G, 32G, 33G) (38G, 31G, 24G) (42G, 45G, 19G) (37G, 47G) (49n) (44n) (41G) (47G, 44G, 39n).

**Opponents:** (25G, 57n) (33G, 47G) (33G) (44G, 34G) (55n) (47G) (1) (53n, 26G) (41G, 36n, 53n) (1) (42n) (28G, 33G, 34G, 48G) (28G, 38G) (24G, 44n) (20G, 31G, 36G) (42G, 21G).

**Starters: Offense:** WR Stanley Morgan (16); LT Brian Holloway (15), Steve Moore (1); LG Paul Fairchild (15), Trevor Matich (1); C Pete Brock (16); RG Ron Wooten (16); RT Steve Moore (10), Darryl Haley (6); TE Greg Hawthorne (10), Greg Baty (6); WR Irving Fryar (13), Stephen Starring (3); QB Tony Eason (15), Steve Grogan (1); RB Tony Collins (15), Craig James (1); FB C. James (11), Mosi Tatupu (5); 2nd TE G. Baty (1).

**Defense:** LE Brent Williams (16); NT Toby Williams (15), Dennis Owens (1); RE Garin Veris (15), Ben Thomas (1); LOLB Andre Tippett (11), Lawrence McGrew (4), D. Owens (1); LILB Steve Nelson (12), Johnny Rembert (4); RILB L. McGrew (9), J. Rembert (5), Ed Reynolds (2); ROLB Don Blackmon (15), L. McGrew (1); LCB Ronnie Lippett (15), Ernest Gibson (1); RCB Raymond Clayborn (16); Roland James (15), Jim Bowman (1); FS Fred Marion (16).

**1986 Coaching Staff:** Dean Brittenham, Strength/Conditioning, Jim Carr, Defensive Backfield, Bobby Grier, Offensive Backfield, Ray Hamilton, Asst. Defensive Line, Rod Humenuik, Asst. Head Coach/Offensive Line, Harold Jackson, Receivers, Eddie Khayat, Defensive Line, John Polonchek, QBs/Special Asst. to Head Coach, Rod Rust, Defensive Coordinator, Dante Scarnechia, Special Teams/TE's, Don Shinnick, Linebackers, Les Steckel, Quarterbacks/Receivers.

**Pro Bowl (5):** CB Raymond Clayborn (3), K Tony Franklin (1), WR Stanley Morgan (3), Spt Mosi Tatupu (1), LB Andre Tippett (3).

PASSING	ATT	CMP	YARDS	CMP%	YDS/ATT	TD	TD%	INT	INT%	LG	SK/YDS	RATING
Eason	448	276	3328	61.6	7.43	19	4.2	10	2.2	49	43/336	89.2
Grogan	102	62	976	60.8	9.57	9	8.8	2	2.0	69t	4/31	113.8
C. James	4	1	10	25.0	2.50	1	25.0	1	25.0	10t	0/0	39.6
Ramsey	3	1	7	33.3	2.33	0	0.0	0	0.0	7	0/0	42.4
<b>Patriots</b>	<b>557</b>	<b>340</b>	<b>4321</b>	<b>61.0</b>	<b>7.76</b>	<b>29</b>	<b>5.2</b>	<b>13</b>	<b>2.3</b>	<b>69t</b>	<b>47/367</b>	<b>92.9</b>
<b>Opponents</b>	<b>473</b>	<b>255</b>	<b>3324</b>	<b>53.9</b>	<b>7.02</b>	<b>15</b>	<b>3.2</b>	<b>21</b>	<b>4.4</b>	<b>67t</b>	<b>48/346</b>	<b>68.4</b>



# 1987 FINAL STATISTICS (8-7)

Head Coach: Raymond Berry • Tied for Second in AFC East • Home Stadium: Sullivan Stadium

DATE	W/L SCORE	OPPONENT	ATTENDANCE
9/13	W 28-21	Miami	54,642
9/21	L 24-43	at N.Y. Jets	70,847
9/27	Cancelled	Strike at Washington	
10/04	L 10-20	Cleveland	14,830
10/11	W 14-7	Buffalo	11,878
10/18	W 21-7	at Houston	26,294
10/25	L 16-30	at Indianapolis	48,850
11/01	W 26-23	L.A. Raiders	60,664
11/08	L 10-17	at N.Y. Giants	73,817
11/15	L 17-23	Dallas OT	60,567
11/22	W 24-0	Indianapolis	56,906
11/29	L 31-34	Philadelphia OT	54,198
12/06	L 20-31	at Denver	75,794
12/13	W 42-20	N.Y. Jets	60,617
12/20	W 13-7	at Buffalo	74,945
12/28	W 24-10	at Miami	61,192

## Team Statistics

	PATS	OPP
<b>TOTAL FIRST DOWNS</b>	<b>266</b>	<b>293</b>
By Rushing	84	112
By Passing	158	159
By Penalty	24	22
Third Down: Md/Att.	81/219	84/228
Third Down: Eff.	36.9	36.8
Fourth Down: Md/Att.	9/14	11/23
Fourth Down: Eff.	64.2	47.8
<b>TOTAL NET YARDS</b>	<b>4454</b>	<b>4877</b>
Avg. per Game	296.9	325.1
Total Offensive Plays	996	1053
Avg. per Play	4.5	4.6
<b>NET YARDS RUSHING</b>	<b>1771</b>	<b>1778</b>
Total Rushing Plays	513	490
Avg. per Rush	3.5	3.6
Avg. per Game	118.1	118.5
<b>NET YARDS PASSING</b>	<b>2683</b>	<b>3099</b>
Avg. per Game	178.9	206.6
Sacked/Yards Lost	33/246	43/339
Gross Yards Passing	2929	3438
Att./Completions	440/236	520/273
Completion Pct.	53.6	52.5
Had Intercepted	18	21
<b>PUNTS/AVERAGE</b>	<b>89/37.6</b>	<b>77/38.1</b>
<b>NET PUNTING AVG.</b>	<b>30.5</b>	<b>33.8</b>
<b>PENALTIES/YARDS</b>	<b>64/506</b>	<b>110/846</b>
<b>FUMBLES/BALLS LOST</b>	<b>36/13</b>	<b>42/21</b>
<b>TOUCHDOWNS</b>	<b>39</b>	<b>34</b>
Rushing	12	13
Passing	22	17
Returns	5	4
<b>Score by Periods</b>	<b>1 2 3 4 OT Total</b>	<b>1 2 3 4 OT Total</b>
Patriots	76 111 72 61 0	320
Opponents	39 68 71 106 9	293
<b>SCORING</b>	<b>TD Ru Pa Rt PAT FG S TP</b>	<b>TD Ru Pa Rt PAT FG S TP</b>
Franklin	0 0 0 0 0	37/38 15/26 0 82
Collins	6 3 3 0 0	0 36
Fryar	5 0 5 0 0	0 30
Dupard	3 3 0 0 0	0 18
Jones	3 0 3 0 0	0 18
Morgan	3 0 3 0 0	0 18
Starring	2 0 3 0 0	0 18
Baty	2 0 2 0 0	0 12
Grogan	2 2 0 0 0	0 12
Linne	2 0 2 0 0	0 12
Lippett	2 0 0 2 0	0 12
Scott	2 0 1 1 0	0 12
Bleier	1 1 0 0 0	0 6
Clayborn	1 0 0 1 0	0 6
LeBlanc	1 1 0 0 0	0 6
Ramsey	1 1 0 0 0	0 6
Tippett	1 0 0 1 0	0 6
Woods	1 1 0 0 0	0 6
Schubert	0 0 0 0 0	1/1 1/2 0 4
Patriots	39 12 22 5 38/39	16/28 0 320
Opponents	34 13 17 4 33/33	18/27 1 293

RUSHING	NO	YDS	AVG	LG	TD
Collins	147	474	3.2	19	3
Dupard	94	318	3.4	49	3
Tatupu	79	248	3.1	19	0
Perryman	41	187	4.6	48	0
LeBlanc	49	170	3.5	42	1
Ramsey	13	75	5.8	19	1
Fryar	9	52	5.8	16	0
Hansen	16	44	2.8	7	0
Davis	9	43	4.8	27	0
Flutie	6	43	7.2	13	0
Grogan	20	37	1.9	8	2
Eason	3	25	8.3	13	0
C. McSwain	9	20	2.2	9	0
Woods	4	20	5.0	13	1
Starring	2	13	6.5	10	0
C. James	4	10	2.5	5	0
Camarillo	1	0	0.0	0	0
Bleier	5	-5	-1.0	11	1
Whitten	2	-6	-3.0	-2	0
<b>Patriots</b>	<b>513</b>	<b>1771</b>	<b>3.5</b>	<b>49</b>	<b>12</b>
<b>Opponents</b>	<b>490</b>	<b>1778</b>	<b>3.6</b>	<b>60</b>	<b>13</b>

RECEIVING	NO	YDS	AVG	LG	TD
Collins	44	347	7.9	29	3
Morgan	40	672	16.8	45	3
Fryar	31	467	15.1	40	5
Jones	25	388	15.5	29	3
Starring	17	289	17.0	34	0
Baty	15	138	9.2	22	2
Tatupu	15	136	9.1	23	0
Dawson	12	81	6.8	14	0
Linne	11	158	14.4	30	2
Scott	5	35	7.0	15	1
Coffey	3	66	22.0	35	0
Gadbois	3	51	17.0	20	0
D. Williams	3	30	10.0	12	0
Perryman	3	13	4.3	7	0
Dupard	3	1	0.3	2	0
Frain	2	22	11.0	11	0
LeBlanc	2	3	1.5	3	0
Hansen	1	22	22.0	22	0
Pickering	1	10	10.0	10	0
<b>Patriots</b>	<b>236</b>	<b>2929</b>	<b>12.4</b>	<b>45</b>	<b>22</b>
<b>Opponents</b>	<b>273</b>	<b>3438</b>	<b>12.6</b>	<b>61</b>	<b>17</b>

INTERCEPTIONS	NO	YDS	AVG	LG	TD
Marion	4	53	13.3	25	0
Lippett	3	103	34.3	45	2
Clayborn	2	24	12.0	24	0
E. Gibson	2	17	8.5	17	0
Bowman	2	3	1.5	3	0
E. Williams	1	51	51.0	51	0
R. James	1	27	27.0	27	0
R. McSwain	1	17	17.0	17	0
Shogog	1	7	7.0	7	0
Holmes	1	4	4.0	4	0
Rembert	1	1	1.0	1	0
P. Williams	1	0	0.0	0	0
Peterson	1	0	0.0	0	0
<b>Patriots</b>	<b>21</b>	<b>307</b>	<b>14.6</b>	<b>51</b>	<b>2</b>
<b>Opponents</b>	<b>18</b>	<b>160</b>	<b>8.9</b>	<b>38</b>	<b>2</b>

PUNTING	NO	YDS	AVG	TB	IN20	LG	BLK
Camarillo	62	2489	40.1	8	14	73	1
Herline	25	861	34.3	4	1	50	1
<b>Patriots</b>	<b>89</b>	<b>3350</b>	<b>37.6</b>	<b>12</b>	<b>15</b>	<b>73</b>	<b>2</b>
<b>Opponents</b>	<b>77</b>	<b>2937</b>	<b>38.1</b>	<b>6</b>	<b>25</b>	<b>62</b>	<b>2</b>

PUNT RETURNS	NO	FC	YDS	AVG	LG	TD
Fryar	18	12	174	9.7	36	0
Linne	5	2	22	4.4	16	0
Marion	1	2	0	0.0	0	0
Starring	1	1	17	17.0	17	0
<b>Patriots</b>	<b>25</b>	<b>17</b>	<b>213</b>	<b>8.5</b>	<b>36</b>	<b>0</b>
<b>Opponents</b>	<b>41</b>	<b>11</b>	<b>397</b>	<b>9.7</b>	<b>34</b>	<b>0</b>

KICK RETURNS	NO	YDS	AVG	LG	TD
Starring	23	445	19.3	43	0
Fryar	6	119	19.8	31	0
Davis	5	134	26.8	43	0
Dupard	4	61	15.3	21	0
Perryman	3	43	14.3	16	0
LeBlanc	2	31	15.5	24	0
C. McSwain	2	32	16.0	24	0
Alexander	1	4	4.0	4	0
Collins	1	18	18.0	18	0
Hansen	1	14	14.0	14	0
<b>Patriots</b>	<b>48</b>	<b>901</b>	<b>18.8</b>	<b>43</b>	<b>0</b>
<b>Opponents</b>	<b>63</b>	<b>1130</b>	<b>17.9</b>	<b>60</b>	<b>0</b>

**Sacks:** Tippett 12.5, Veris 7.0, B. Williams 5.0, T. Williams 4.5, Rembert 2.0, Reynolds 2.0, Sims 1.5, Blackmon 1.0, Hodge 1.0, Lippett 1.0, Mangiero 1.0, McCabe 1.0, McGrew 1.0, Wichard 1.0, Wilburn 1.0, Bowman, 0.5. Team, 43.0, Opponents, 33.0.

FIELD GOALS	1-19	20-29	30-39	40-49	50+
Franklin	0/0	5/5	6/11	3/7	1/3
Schubert	0/0	1/1	0/0	0/1	0/0
<b>Patriots</b>	<b>0/0</b>	<b>6/6</b>	<b>6/11</b>	<b>3/8</b>	<b>1/3</b>
<b>Opponents</b>	<b>2/2</b>	<b>7/7</b>	<b>6/9</b>	<b>3/8</b>	<b>0/1</b>

**Franklin:** (39n,47n) (48n,32G) (-) (-) (52n) (38G,31G,49G) (50G,27G,25G, 29G) (50n,46G) (35n,41G) (37n,34G,37n) (43n,21G,31n,46n) (38G,27G) (-) (-) (31G). **Schubert:** (-) (-) (23G,40n).

**Opponents:** (-) (22G,34G) (28G,21G, 37n) (-) (48n,34n) (48G,38G,24G) (31G, 31G,39G,41n) (19G,41n) (20G) (46n) (19G,44n,39n,38G) (52n,24G) (24G,42G) (-) (47G).

**Starters: Offense:** WR Stanley Morgan (9), Cedric Jones (3), Wayne Coffey (3), LT Danny Villa (7), Steve Moore (4), George Colton (3), Art Plunkett (1); LG Sean Farrell (1.5), Paul Fairchild (1); C Guy Morris (7), Trevor Match (4), Pete Brock (3), P. Fairchild (1); RG Ron Wooten (13), Eric Stokes (1), Darren Twombly (1); RT Bruce Armstrong (12), Greg Robinson (3); TE Lin Dawson (11), Todd Frain (2), Willie Scott (1); WR Irving Fryar (11), Larry Linne (3), C. Jones (1); QB Steve Grogan (6), Tony Eason (3), Tom Ramsey (3), Bob Bleier (2), Doug Flutie (1); RB Tony Collins (11) Reggie Dupard (2), Matt LeBlanc (2), FB Mosti Tatupu (9), Bruce Hansen (2), R. Dupard (1), Chuck McSwain (1), Bob Perryman (1), 3rd WR I. Fryar (1), Stephen Starring (1).

**Defense:** LE Kenneth Sims (8), Brent Williams (4), Benton Reed (3); NT Toby Williams (12), John Guzik (2), Tom Porell (1); RE Garin Veris (12), Steve Wilburn (3); OLB Andre Tippett (13), Mel Black (2); LILB Steve Nelson (11), Jerry McCabe (3), Johnny Rembert (1); RILB Lawrence McGrew (12), Greg Moore (3), Ed Reynolds (1); ROLB Ed Williams (7), Don Blackmon (4), Rogers Alexander (2), L. McGrew (1), Randy Sealy (1); LCB Ronnie Lippett (12), Joe Peterson (3); RCB Raymond Clayborn (9), Ernest Gibson (5), Fred Marion (1); SS Jim Bowman (8), Roland James (4), Ron Shogog (3); FS F. Marion (11), Darryl Holmes (3), R. Clayborn (1).

**1987 Coaching Staff:** Dean Brittenham, Strength/Conditioning, Jim Carr, Defensive Backfield, Bobby Grier, Offensive Backfield, Ray Hamilton, Asst. Defensive Line, Rod Humenuik, Asst. Head Coach/Offensive Line, Harold Jackson, Receivers, Eddie Khayat, Defensive Line, John Polonchek, QBs/Special Asst. to Head Coach, Rod Rust, Defensive Coordinator, Dante Scarnecchia, Special Teams/TEs, Don Shinnick, Linebackers, Les Steckel, Quarterbacks/Receivers.

**Pro Bowl (2):** WR Stanley Morgan (4), LB Andre Tippett (4).

# 1988 FINAL STATISTICS (9-7)

Head Coach: Raymond Berry • Tied for Second in AFC East • Home Stadium: Sullivan Stadium

DATE	W/L SCORE	OPPONENT	ATTENDANCE
9/04	W 28-3	N.Y. Jets	44,027
9/11	L 6-36	at Minnesota	55,545
9/18	L 14-16	Buffalo	55,945
9/25	L 6-31	at Houston	38,646
10/02	W 21-17	Indianapolis	58,050
10/09	L 3-45	at Green Bay	51,932
10/16	W 27-21	Cincinnati	59,969
10/23	L 20-23	at Buffalo	76,824
10/30	W 30-7	Chicago	60,821
11/06	W 21-10	Miami	60,840
11/13	W 14-13	at N.Y. Jets	48,358
11/20	W 6-3	at Miami	53,526
11/27	L 21-24	at Indianapolis	58,157
12/04	W 13-7	Seattle	59,068
12/11	W 10-7	Tampa Bay OT	39,889
12/17	L 10-21	at Denver	70,910

\*At Milwaukee, Wisc.

## Team Statistics

	PATS	OPP
<b>TOTAL FIRST DOWNS</b>	<b>264</b>	<b>272</b>
By Rushing	126	119
By Passing	112	138
By Penalty	26	15
Third Down: Md/Att.	79/219	58/199
Third Down: Eff.	36.1	29.1
Fourth Down: Md/Att.	9/14	9/18
Fourth Down: Eff.	64.2	50.0
<b>TOTAL NET YARDS</b>	<b>4293</b>	<b>4681</b>
Avg. per Game	268.3	292.6
Total Offensive Plays	1000	961
Avg. per Play	4.3	4.9
<b>NET YARDS RUSHING</b>	<b>2120</b>	<b>2099</b>
Total Rushing Plays	588	496
Avg. per Rush	3.6	4.2
Avg. per Game	132.5	131.2
<b>NET YARDS PASSING</b>	<b>2173</b>	<b>2582</b>
Avg. per Game	135.8	161.4
Sacked/Yards Lost	23/160	29/219
Gross Yards Passing	2333	2801
Att./Completions	389/199	436/234
Completion Pct.	51.2	53.7
Had Intercepted	28	20
<b>PUNTS/AVERAGE</b>	<b>91/38.3</b>	<b>86/42.2</b>
<b>NET PUNTING AVG.</b>	<b>34.1</b>	<b>35.5</b>
<b>PENALTIES/YARDS</b>	<b>87/665</b>	<b>108/858</b>
<b>FUMBLES/BALLS LOST</b>	<b>19/10</b>	<b>29/15</b>
<b>TOUCHDOWNS</b>	<b>31</b>	<b>33</b>
Rushing	17	20
Passing	12	13
Returns	2	0
<b>Score by Periods</b>	<b>1 2 3 4 OT</b>	<b>0 1 2 3 4 OT</b>
Patriots	49 87 50 61 3	250
Opponents	48 77 57 102 0	284

SCORING	TD	Ru	Pa	Rt	PAT	FG	S	TP
Perryman	6	6	0	0	0	0	0	36
Staurovsky	0	0	0	0	14/15	7/11	0	35
Fryar	5	4	0	0	0	0	0	30
Stephens	5	4	0	1	0	0	0	30
Garcia	0	0	0	0	11/16	6/13	0	29
Morgan	4	0	4	0	0	0	0	24
Dawson	2	0	2	0	0	0	0	12
Dupard	2	2	0	0	0	0	0	12
Tatupu	2	2	0	0	0	0	0	12
Flutie	1	1	0	0	0	0	0	6
Grogan	1	1	0	0	0	0	0	6
C. James	1	1	0	0	0	0	0	6
Jones	1	0	1	0	0	0	0	6
Martin	1	0	0	1	0	0	0	6
<b>Patriots</b>	<b>31</b>	<b>17</b>	<b>12</b>	<b>2</b>	<b>25/31</b>	<b>13/24</b>	<b>0</b>	<b>250</b>
<b>Opponents</b>	<b>33</b>	<b>20</b>	<b>13</b>	<b>0</b>	<b>33/33</b>	<b>17/26</b>	<b>1</b>	<b>284</b>

RUSHING	NO	YDS	AVG	LG	TD
Stephens	297	1168	3.9	52	4
Perryman	146	448	3.1	16	6
Flutie	38	179	4.7	16	1
Dupard	52	151	2.9	15	2
Tatupu	22	75	3.4	22	2
Allen	7	40	5.7	12	0
Eason	5	18	3.6	10	0
C. James	4	15	3.8	8	1
Fryar	6	12	2.0	6	0
Grogan	6	12	2.0	6	1
Ramsey	3	8	2.7	9	0
Feagles	1	0	0.0	0	0
Morgan	1	-6	-6.0	-6	0
<b>Patriots</b>	<b>588</b>	<b>2120</b>	<b>3.6</b>	<b>52</b>	<b>17</b>
<b>Opponents</b>	<b>496</b>	<b>2099</b>	<b>4.2</b>	<b>36</b>	<b>20</b>

RECEIVING	NO	YDS	AVG	LG	TD
Dupard	34	232	6.8	15	0
Fryar	33	490	14.8	80	5
Morgan	31	502	16.2	32	4
Jones	22	313	14.2	41	1
Perryman	17	134	7.9	18	0
C. James	14	171	12.2	32	0
Stephens	14	98	7.0	17	0
Francis	11	161	14.6	51	0
Dawson	8	106	13.3	38	2
Tatupu	8	58	7.3	17	0
Martin	4	51	12.8	21	0
Scott	1	8	8.0	8	0
Johnson	1	5	5.0	5	0
Farrell	1	4	4.0	4	0
<b>Patriots</b>	<b>199</b>	<b>2333</b>	<b>11.7</b>	<b>80</b>	<b>12</b>
<b>Opponents</b>	<b>234</b>	<b>2801</b>	<b>12.0</b>	<b>51</b>	<b>13</b>

INTERCEPTIONS	NO	YDS	AVG	LG	TD
Clayborn	4	65	16.3	31	0
Marion	4	47	11.8	22	0
R. James	4	30	7.5	22	0
McSwain	2	51	25.5	42	0
Rembert	2	10	5.0	6	0
Jordan	1	31	31.0	31	0
McGrew	1	6	6.0	6	0
Lippett	1	4	4.0	4	0
Bowman	1	0	0.0	0	0
<b>Patriots</b>	<b>20</b>	<b>244</b>	<b>12.2</b>	<b>42</b>	<b>0</b>
<b>Opponents</b>	<b>28</b>	<b>286</b>	<b>10.2</b>	<b>40</b>	<b>0</b>

PUNTING	NO	YDS	AVG	TB	IN20	LG	BLK
Feagles	91	3482	38.3	8	24	74	0
<b>Patriots</b>	<b>91</b>	<b>3482</b>	<b>38.3</b>	<b>8</b>	<b>24</b>	<b>74</b>	<b>0</b>
<b>Opponents</b>	<b>86</b>	<b>3633</b>	<b>42.2</b>	<b>9</b>	<b>19</b>	<b>70</b>	<b>0</b>

PUNT RETURNS	NO	FC	YDS	AVG	LG	TD
Fryar	38	8	398	10.5	30	0
Bowman	0	1	0	0.0	0	0
<b>Patriots</b>	<b>38</b>	<b>9</b>	<b>398</b>	<b>10.5</b>	<b>30</b>	<b>0</b>
<b>Opponents</b>	<b>37</b>	<b>17</b>	<b>217</b>	<b>5.9</b>	<b>19</b>	<b>0</b>

KICK RETURNS	NO	YDS	AVG	LG	TD
Martin	31	735	23.7	95	1
Allen	18	391	21.7	30	0
Davis	6	106	17.7	24	0
Fryar	1	3	3.0	3	0
Tatupu	1	13	13.0	13	0
<b>Patriots</b>	<b>57</b>	<b>1248</b>	<b>21.9</b>	<b>95</b>	<b>1</b>
<b>Opponents</b>	<b>45</b>	<b>888</b>	<b>19.7</b>	<b>51</b>	<b>0</b>

**Sacks:** B. Williams 8.0, Tippett 7.0, Jordan 3.0, Rembert 3.0, Goad 2.0, McGrew 2.0, Veris 2.0, Hodge 1.0, Team 1.0. Patriots 29.0, Opponents 23.0.

FIELD GOALS	1-19	20-29	30-39	40-49	50+
Staurovsky	0/0	3/4	4/5	0/2	0/0
Garcia	0/0	2/3	1/3	2/5	1/2
<b>Patriots</b>	<b>0/0</b>	<b>5/7</b>	<b>5/8</b>	<b>2/7</b>	<b>1/2</b>
<b>Opponents</b>	<b>0/0</b>	<b>6/7</b>	<b>5/5</b>	<b>5/11</b>	<b>1/3</b>

**Garcia:** (47wl,39G,24G,47G) (50G,23G) (-) (-) (31wl) (43G,42wl) (43wr) (25wl, 52wl,39B). **Staurovsky:** (35G) (-) (-) (22G,34G) (43wl,27wl) (34G,22G) (36s, 27G) (32G, 40wl).

**Opponents:** (29G) (39G,24G) (38G, 44G,41G) (46wl,46wr,49G) (20G) (25G, 43wl) (-) (30G,35G,33G) (-) (51G) (47G, 48G) (27G,54wl,50wr,23wl) (28G) (47wr, 41wr) (40s) (-).

**Starters: Offense:** WR Stanley Morgan (14), Cedric Jones (1); LT Danny Villa (14), Trevor Matich (2); LG Sean Farrell (15), Paul Fairchild (1); C Mike Baab (12), T. Matich (4); RG Ron Wooten (15); P Fairchild (1); RT Bruce Armstrong (16); TE Russ Francis (8), Lin Dawson (6), Steve Johnson (1), Willie Scott (1); WR Irving Fryar (14), C. Jones (1); QB Doug Flutie (9), Steve Grogan (4), Tony Eason (2), Tom Ramsey (1); RB John Stephens (14), Reggie Dupard (2); FB Robert Perryman (16); 2nd TE Steve Johnson (2).

**Defense:** LE Brent Williams (14), Milford Hodge (1), Kenneth Sims (1); NT Tim Goad (14), B. Williams (2); RE Garin Veris (9), M. Hodge (6), Edmund Nelson (1); LOLB Andre Tippett (11), Tim Jordan (5); LILB Ed Reynolds (14), Vincent Brown (2); RILB Johnny Rembert (15), V. Brown (1); ROLB Lawrence McGrew (15), Tim Jordan (1); LCB Ronnie Lippett (15), Rod McSwain (1); Raymond Clayborn (16); SS Roland James (15), Jim Bowman (1); FS Fred Marion (16).

**1988 Coaching Staff:** Don Blackmon, Staff Assistant, Jim Carr, Defensive Backfield, Bobby Grier, Offensive Backfield, Ray Hamilton, Asst. Defensive Line, Rod Humenuik, Asst. Head Coach/Offensive Line, Harold Jackson, Receivers, Eddie Khayat, Defensive Line, Guy Morris, Asst. Offensive Line, John Polonchek, QBs/Special Asst. to Head Coach, Dante Scarnecchia, Special Teams/TEs, Don Shinnick, Linebackers, Jerry Simmons,, Strength/Conditioning, Les Steckel, Quarterbacks/ Receivers.

**Pro Bowl (3):** RB John Stephens (1), LB Andre Tippett (5), LB Johnny Rembert (1).

PASSING	ATT	CMP	YARDS	CMP%	YDS/ATT	TD	TD%	INT	INT%	LG	SK/YDS	RATING
Flutie	179	92	1150	51.4	6.42	8	4.5	10	5.6	80	11/65	63.3
Grogan	140	67	834	47.9	5.95	4	2.9	13	9.3	41	8/77	37.6
Eason	43	28	249	65.1	5.79	0	0.0	2	4.7	26	2/12	61.1
Ramsey	27	12	100	44.4	3.70	0	0.0	3	11.1	23	2/6	15.0
<b>Patriots</b>	<b>389</b>	<b>199</b>	<b>2333</b>	<b>51.2</b>	<b>5.99</b>	<b>12</b>	<b>3.1</b>	<b>28</b>	<b>7.2</b>	<b>80</b>	<b>23/160</b>	<b>50.0</b>
<b>Opponents</b>	<b>436</b>	<b>234</b>	<b>2801</b>	<b>53.7</b>	<b>6.42</b>	<b>13</b>	<b>2.9</b>	<b>20</b>	<b>4.6</b>	<b>51</b>	<b>29/219</b>	<b>64.4</b>

# 1989 FINAL STATISTICS (5-11)

Head Coach: Raymond Berry • Fourth in AFC East • Home Stadium: Sullivan Stadium

DATE	W/L	SCORE	OPPONENT	ATTENDANCE
9/10	W	27-24	at N.Y. Jets	64,541
9/17	L	10-24	Miami	57,043
9/24	L	3-24	Seattle	48,025
10/01	L	10-31	at Buffalo	78,921
10/08	W	23-13	Houston	59,828
10/15	L	15-16	at Atlanta	39,697
10/22	L	20-37	at San Francisco	70,000
10/29	W	23-20	at Indianapolis OT	59,356
11/05	L	26-27	N.Y. Jets	53,366
11/12	L	24-28	New Orleans	47,680
11/19	W	33-24	Buffalo	49,663
11/26	L	22-41	at L.A. Raiders	38,747
12/03	W	22-16	Indianapolis	32,234
12/10	L	10-31	Miami	55,913
12/17	L	10-28	at Pittsburgh	26,594
12/24	L	20-24	L.A. Rams	37,940

## Team Statistics

	PATS	OPP
<b>TOTAL FIRST DOWNS</b>	<b>335</b>	<b>297</b>
By Rushing	114	110
By Passing	87	176
By Penalty	34	11
Third Down: Md/Att.	92/240	72/199
Third Down: Eff.	38.3	36.2
Fourth Down: Md/Att.	10/29	5/14
Fourth Down: Eff.	34.5	41.7
<b>TOTAL NET YARDS</b>	<b>5456</b>	<b>5644</b>
Avg. per Game	341.0	352.8
Total Offensive Plays	1129	975
Avg. per Play	4.8	5.8
<b>NET YARDS RUSHING</b>	<b>1749</b>	<b>1978</b>
Total Rushing Plays	485	495
Avg. per Rush	3.6	4.0
Avg. per Game	109.3	123.6
<b>NET YARDS PASSING</b>	<b>3707</b>	<b>3666</b>
Avg. per Game	231.7	229.1
Sacked/Yards Lost	34/265	31/239
Gross Yards Passing	3972	3905
Att./Completions	610/302	449/259
Completion Pct.	49.5	57.7
Had Intercepted	27	16
<b>PUNTS/AVERAGE</b>	<b>64/37.4</b>	<b>81/42.1</b>
<b>NET PUNTING AVG.</b>	<b>31.3</b>	<b>35.2</b>
<b>PENALTIES/YARDS</b>	<b>63/509</b>	<b>111/954</b>
<b>FUMBLES/BALLS LOST</b>	<b>26/12</b>	<b>22/12</b>
<b>TOUCHDOWNS</b>	<b>30</b>	<b>48</b>
Rushing	12	19
Passing	17	27
Returns	1	2
<b>Score by Periods</b>	<b>1 2 3 4 OT Total</b>	<b>0 0 0 0 0 391</b>
Patriots	47 66 71 110 3	297
Opponents	82 144 58 107 0	391
<b>SCORING</b>	<b>TD Ru Pa FG S TP</b>	<b>TD Ru Pa FG S TP</b>
Davis	0 0 0 0 13/16 16/23	0 0 0 0 13/16 16/23
Stavrovsky	0 0 0 0 0 14/17	0 0 0 0 14/17
Stephens	7 7 0 0 0 0	46 46 0 0 0 0
C. Jones	6 0 6 0 0 0	0 36 0 0 0 0
Dykes	5 0 5 0 0 0	0 30 0 0 0 0
Fryar	3 0 3 0 0 0	0 18 0 0 0 0
Morgan	3 0 3 0 0 0	0 18 0 0 0 0
Perryman	2 2 0 0 0 0	0 12 0 0 0 0
Allen	1 1 0 0 0 0	0 6 0 0 0 0
Dupard	1 1 0 0 0 0	0 6 0 0 0 0
Egu	1 1 0 0 0 0	0 6 0 0 0 0
Hurst	1 0 0 1 0 0	0 6 0 0 0 0
<b>Patriots</b>	<b>30 12 17 1 27/30</b>	<b>30/40 0 297</b>
<b>Opponents</b>	<b>48 19 27 2 46/48</b>	<b>19/26 0 391</b>

RUSHING	NO	YDS	AVG	LG	TD
Stephens	244	833	3.4	35t	7
Perryman	150	562	3.7	18	2
Flutie	16	87	5.4	22	0
Dupard	25	63	2.5	10	1
Allen	11	51	4.6	18	1
Wilson	7	42	6.0	11	0
Tatupu	11	38	3.5	20	0
Egu	3	20	6.7	15t	1
Martin	2	20	10.0	13	0
Grogan	9	19	2.1	7	0
Fryar	2	15	7.5	11	0
C. Jones	1	3	3.0	3	0
Eason	2	-2	-1.0	0	0
Wonsley	2	-2	-1.0	0	0
<b>Patriots</b>	<b>485</b>	<b>1749</b>	<b>3.6</b>	<b>35t</b>	<b>12</b>
<b>Opponents</b>	<b>495</b>	<b>1978</b>	<b>4.0</b>	<b>58t</b>	<b>19</b>

RECEIVING	NO	YDS	AVG	LG	TD
Sievers	54	615	11.4	46	0
Dykes	49	795	16.2	42	5
C. Jones	48	670	14.0	65t	6
Fryar	29	537	18.5	52	3
Perryman	29	195	6.7	16	0
Morgan	28	486	17.4	55t	3
Stephens	21	207	9.9	37	0
Martin	13	229	17.6	37	0
Dawson	12	101	8.4	17	0
Tatupu	10	54	5.4	11	0
Dupard	6	70	11.7	45	0
Cook	3	13	4.3	5	0
<b>Patriots</b>	<b>302</b>	<b>3972</b>	<b>13.2</b>	<b>65t</b>	<b>17</b>
<b>Opponents</b>	<b>259</b>	<b>3975</b>	<b>15.1</b>	<b>74t</b>	<b>27</b>

INTERCEPTIONS	NO	YDS	AVG	LG	TD
Hurst	5	31	6.2	16t	1
James	2	50	25.0	28	0
Marion	2	19	9.5	18	0
McSwain	1	18	18.0	18	0
Feggins	1	4	4.0	4	0
Coleman	1	1	1.0	1	0
Clayborn	1	0	0.0	0	0
Rembert	1	0	0.0	0	0
Brown	1	-1	-1.0	-1	0
McGrew	1	-4	-4.0	-4	0
<b>Patriots</b>	<b>16</b>	<b>118</b>	<b>19.7</b>	<b>28</b>	<b>1</b>
<b>Opponents</b>	<b>27</b>	<b>338</b>	<b>12.5</b>	<b>55</b>	<b>2</b>

PUNTING	NO	YDS	AVG	NET TB	IN20	LG	BLK
Feagles	63	2392	38.0	31.3	2	13	64
<b>Patriots</b>	<b>64</b>	<b>2392</b>	<b>37.4</b>	<b>31.3</b>	<b>2</b>	<b>13</b>	<b>64</b>
<b>Opponents</b>	<b>81</b>	<b>3413</b>	<b>42.1</b>	<b>35.2</b>	<b>9</b>	<b>15</b>	<b>76</b>

PUNT RETURNS	NO	FC	YDS	AVG	LG	TD
Martin	19	2	164	8.6	28	0
Tucker	13	1	102	7.8	25	0
Fryar	12	1	107	8.9	20	0
Hurst	1	0	6	6.0	6	0
Taylor	0	2	0	0.0	0	0
<b>Patriots</b>	<b>45</b>	<b>6</b>	<b>379</b>	<b>8.4</b>	<b>28</b>	<b>0</b>
<b>Opponents</b>	<b>38</b>	<b>6</b>	<b>346</b>	<b>9.1</b>	<b>17</b>	<b>0</b>

PASSING	ATT	CMP	YARDS	CMP%	YDS/ATT	TD	TD%	INT	INT%	LG	SK/YDS	RATING
Grogan	261	133	1697	51.0	6.50	9	3.4	14	5.4	55t	8/64	60.8
Wilson	150	75	1006	50.0	6.71	3	2.0	5	3.3	65t	10/71	64.5
Eason	105	57	761	54.3	7.25	3	2.9	4	3.8	45	10/78	71.2
Flutie	91	36	493	39.6	5.42	2	2.2	4	4.4	36	6/52	46.6
Feagles	2	0	0	0.0	0.0	0	0.0	0	0.0	0	0/0	39.6
Tatupu	1	1	15	100.0	15.00	0	0.0	0	0.0	15	0/0	147.9
<b>Patriots</b>	<b>610</b>	<b>302</b>	<b>3972</b>	<b>49.5</b>	<b>6.51</b>	<b>17</b>	<b>2.8</b>	<b>27</b>	<b>4.4</b>	<b>65t</b>	<b>34/265</b>	<b>61.3</b>
<b>Opponents</b>	<b>449</b>	<b>259</b>	<b>3905</b>	<b>57.7</b>	<b>8.70</b>	<b>27</b>	<b>6.0</b>	<b>16</b>	<b>3.6</b>	<b>74t</b>	<b>31/239</b>	<b>91.6</b>

KICK RETURNS	NO	YDS	AVG	LG	TD
Martin	24	584	24.3	38	0
Tucker	13	270	20.8	37	0
Rice	11	242	22.0	46	0
Allen	6	124	20.7	29	0
Taylor	3	52	17.3	22	0
Wonsley	3	69	23.0	40	0
Egu	2	26	13.0	22	0
Hodge	2	19	9.5	11	0
Timpson	2	13	6.5	13	0
Fryar	1	47	47.0	47	0
Rehder	1	14	14.0	14	0
Tatupu	1	2	2.0	2	0
<b>Patriots</b>	<b>69</b>	<b>1462</b>	<b>21.2</b>	<b>47</b>	<b>0</b>
<b>Opponents</b>	<b>61</b>	<b>1199</b>	<b>19.7</b>	<b>60</b>	<b>0</b>

**Sacks:** B. Williams 8.0, Jeter 7.0, McGrew 4.5, Brown 4.0, Sims 3.0, Rembert 2.5, Goad 1.0, Team 1.0. Patriots 31.0, Opponents 34.0.

Field Goals	1-19	20-29	30-39	40-49	50+
Davis	0/0	3/3	6/9	5/9	2/2
Stavrovsky	0/0	4/4	5/7	4/5	1/1
<b>Patriots</b>	<b>0/0</b>	<b>7/7</b>	<b>11/16</b>	<b>9/14</b>	<b>3/3</b>
<b>Opponents</b>	<b>3/3</b>	<b>6/7</b>	<b>8/10</b>	<b>2/4</b>	<b>0/2</b>

**Davis:** (-) (40wr,28G) (35G) (35G,37w) (30G), 45s,34G,43G) (52G,32G,32G) (49G,21G) (47G, 38wr,48G,46wr,51G) (47G,43wr,26G, 39s).

**Stavrovsky:** (44G) (34G,24G,34G, 38G) (-) (40wr,44G,37G,34s, 24G,50G,23G) (36G) (20G, 37ng) (44G,48G).

**Opponents:** (40G) (31G) (23G) (36G) (46G, 22G) (30G,30G,40w,22G) (33b, 23G,45b) (32G, 39G) (18G,23G) (-) (24wr,31G) (45w), 32G) (18) (23) (-) (19G, 50s,50w).

**Starters: Offense:** WR Stanley Morgan (10), Hart Lee Dykes (6); LT Danny Villa (13), David Viane (3); LG Sean Farrell (15), D. Villa (1); C Mike Baab (16); RG Paul Fairchild (15), D. Villa (1); RT Bruce Armstrong (16); TE Lin Dawson (13), Eric Sievers (3); WR Cedric Jones (11), Irving Fryar (4), Sammy Martin (1); QB Steve Grogan (6), Tony Eason (3), Marc Wilson (3), Doug Flutie (3); RB John Stephens (12), Reggie Dupard (2); FB Robert Perryman (14); 3rd WR I. Fryar (1), C. Jones (1); 2nd TE E. Sievers (2).

**Defense:** LE Ken Sims (15), Milford Hodge (1); NT Tim Goad (16); RE Brent Williams (16); LOLB Johnny Rembert (8), Jim Jordan (4); Vincent Brown (2), Bruce Scholtz (2); LILB Ed Reynolds (16) RILB V. Brown (8), J. Rembert (8); ROLB Lawrence McGrew (16); LCB Maurice Hurst (14), Rod McSwain (2); RCB Raymond Clayborn (14), R. McSwain (2); SS Roland James (14), Jim Bowman (2); FS Fred Marion (16).

**1989 Coaching Staff:** Don Blackmon, Linebackers, Jim Carr, Defensive Backfield, Bobby Grier, Offensive Backfield, Ray Hamilton, Asst. Defensive Line, Harold Jackson, Receivers, Eddie Khayat, Defensive Line, Guy Morris, Asst. Offensive Line, John Polonchek, QBs/Special Asst. to Head Coach, Keith Rowan, Special Teams, Don Shinnick, Linebackers, Jerry Simmons, Strength/Conditioning, Richard Wood, Receivers.

**Pro Bowl (1):** LB Johnny Rembert (2).

# 1990 FINAL STATISTICS (1-15)

Head Coach: Rod Rust • Fifth in AFC East • Home Stadium: Foxboro Stadium

DATE	W/L	SCORE	OPPONENT	ATTENDANCE
9/09	L	24-27	Miami	45,305
9/16	W	16-14	at Indianapolis	49,256
9/23	L	7-41	at Cincinnati	56,470
9/30	L	13-37	N.Y. Jets	36,724
10/07	L	20-33	Seattle	39,735
10/14			BYE WEEK	
10/18	L	10-17	at Miami	62,630
10/28	L	10-27	Buffalo	51,959
11/04	L	20-48	at Philadelphia	65,514
11/11	L	10-13	Indianapolis	28,924
11/18	L	0-14	at Buffalo	74,720
11/25	L	14-34	at Phoenix	30,110
12/02	L	7-37	Kansas City	26,280
12/09	L	3-24	at Pittsburgh	48,354
12/15	L	10-25	Washington	22,886
12/23	L	7-42	at N.Y. Jets	30,250
12/30	L	10-13	N.Y. Giants	60,410

## Team Statistics

	PATS	OPP
<b>TOTAL FIRST DOWNS</b>	<b>239</b>	<b>307</b>
By Rushing	65	151
By Passing	156	139
By Penalty	18	17
Third Down: Md/Att.	86/227	84/192
Third Down: Eff.	37.9	43.8
Fourth Down: Md/Att.	2/12	7/13
Fourth Down: Eff.	16.7	53.8
<b>POSSESSION AVG.</b>	<b>28:21</b>	<b>31:39</b>
<b>TOTAL NET YARDS</b>	<b>4163</b>	<b>5697</b>
Avg. per Game	260.2	356.1
Total Offensive Plays	950	972
Avg. per Play	4.4	5.9
<b>NET YARDS RUSHING</b>	<b>1398</b>	<b>2676</b>
Total Rushing Plays	383	565
Avg. per Game	87.4	167.3
<b>NET YARDS PASSING</b>	<b>2765</b>	<b>3021</b>
Avg. per Game	172.8	188.8
Sacked/Yards Lost	58/443	33/224
Gross Yards Passing	3208	3245
Att./Completions	514/274	374/218
Completion Pct.	53.3	58.3
Had Intercepted	20	14
<b>POINTS/AVERAGE</b>	<b>92/40.8</b>	<b>56/40.8</b>
<b>NET PUNTING AVG.</b>	<b>33.6</b>	<b>36.6</b>
<b>PENALTIES/YARDS</b>	<b>99/742</b>	<b>73/488</b>
<b>FUMBLES/BALLS LOST</b>	<b>33/16</b>	<b>25/18</b>
<b>TOUCHDOWNS</b>	<b>19</b>	<b>52</b>
Rushing	4	29
Passing	4	21
Returns	1	2
<b>Score by Periods</b>	<b>1 2 3 4 OT Total</b>	
Patriots	30 81 30 40 0	181
Opponents	120 128 88 110 0	446

SCORING	TD	Ru	Pa	Rt	PAT	FG	S	TP
Stavrovsky	0	0	0	0	19/19	16/22	0	67
Cook	5	0	5	0	0	0	0	30
Fryar	4	0	4	0	0	0	0	24
Stevens	3	2	1	0	0	0	0	18
Dykes	2	0	2	0	0	0	0	12
Adams	1	0	1	0	0	0	0	6
Allen	1	1	0	0	0	0	0	6
Martin	1	0	1	0	0	0	0	6
Perryman	1	1	0	0	0	0	0	6
B. Williams	1	0	0	1	0	0	0	6
Patriots	19	4	14	1	19/19	16/22	0	181
Opponents	54	29	21	2	51/52	27/31	1	446

RUSHING	NO	YDS	AVG	LG	TD
Stevens	212	808	3.8	26	2
Allen	63	237	3.8	29	1
Adams	28	111	4.0	13	0
Perryman	32	97	3.0	13	1
Hodson	12	79	6.6	23	0
Tatupu	16	56	3.5	15	0
Overton	5	8	1.6	6	0
Wilson	5	7	1.4	6	0
Morris	2	4	2.0	3	0
Gannon	1	0	0.0	0	0
Hansen	1	0	0.0	0	0
Fryar	2	-4	-2.0	-1	0
Grogan	4	-5	-1.3	0	0
<b>Patriots</b>	<b>383</b>	<b>1398</b>	<b>3.7</b>	<b>29</b>	<b>4</b>
<b>Opponents</b>	<b>565</b>	<b>2676</b>	<b>4.7</b>	<b>80t</b>	<b>29</b>

RECEIVING	NO	YDS	AVG	LG	TD
Fryar	54	856	15.9	56	4
Cook	51	455	8.9	35t	5
Dykes	34	549	16.1	35t	2
Stevens	28	196	7.0	43	1
McMurtry	22	240	10.9	26	0
Jones	21	301	14.3	26	0
Adams	16	146	9.1	28	1
Perryman	15	88	5.9	15	0
Sievers	8	77	9.6	25	0
Mowatt	6	67	11.2	16	0
Allen	6	48	8.0	19	0
Timpson	5	91	18.2	42	0
Martin	4	65	16.3	19t	1
Overton	2	19	9.5	15	0
Tatupu	2	10	5.0	6	0
<b>Patriots</b>	<b>274</b>	<b>3208</b>	<b>11.7</b>	<b>56</b>	<b>14</b>
<b>Opponents</b>	<b>218</b>	<b>3245</b>	<b>14.9</b>	<b>86t</b>	<b>21</b>

INTERCEPTIONS	NO	YDS	AVG	LG	TD
Lippett	4	94	23.5	73	0
Hurst	4	61	15.3	36	0
Marion	4	17	4.3	16	0
Rembert	2	22	11.0	11	0
<b>Patriots</b>	<b>14</b>	<b>194</b>	<b>13.9</b>	<b>73</b>	<b>0</b>
<b>Opponents</b>	<b>20</b>	<b>143</b>	<b>7.2</b>	<b>42</b>	<b>0</b>

PUNTING	NO	YDS	AVG	NET	TB	IN20	LG	BLK
Hansen	90	3752	41.7	33.6	8	18	69	2
<b>Patriots</b>	<b>92</b>	<b>3752</b>	<b>40.8</b>	<b>33.6</b>	<b>8</b>	<b>18</b>	<b>69</b>	<b>2</b>
<b>Opponents</b>	<b>56</b>	<b>2282</b>	<b>40.8</b>	<b>36.5</b>	<b>5</b>	<b>17</b>	<b>70</b>	<b>1</b>

PUNT RETURNS	NO	FC	YDS	AVG	LG	TD
Fryar	28	10	133	4.8	17	0
Martin	1	0	1	1.0	1	0
<b>Patriots</b>	<b>29</b>	<b>10</b>	<b>134</b>	<b>4.6</b>	<b>17</b>	<b>0</b>
<b>Opponents</b>	<b>50</b>	<b>13</b>	<b>503</b>	<b>10.1</b>	<b>34</b>	<b>0</b>

**Sacks:** Williams, B. 6.0, Tippett 3.5, Hobby 3.0, Singleton, 3.0, Agnew 2.5, Brown 2.5, Goad 2.5, McSwain 2.0, Veris 2.0, Williams, E. 2.0, Smith 1.5, Rembert 1.0, Reynolds 1.0, Gannon 0.5. Patriots 33.0, Opponents 58.0.

FIELD GOALS	1-19	20-29	30-39	40-49	50+
Stavrovsky	1/1	3/3	3/3	8/11	1/4
<b>Patriots</b>	<b>1/1</b>	<b>3/3</b>	<b>3/3</b>	<b>8/11</b>	<b>1/4</b>
<b>Opponents</b>	<b>4/4</b>	<b>6/6</b>	<b>9/10</b>	<b>6/7</b>	<b>2/4</b>

**Stavrovsky:** (42G,57s) (49w)39G, 27G, 25G) (-) (46G, 40G) (53G,48G) (41G, 52ng) (32G) (39G,49ng,44G) (29G) (-) (-) (-) (49G) (42G) (50w) (19G,42w).

**Opponents:** (31G,37G) (-) (46G,23G) (24G,18G,46G) (31G,19G,55w) (47G) (35G,35G) (27G,34G) (54G,38G) (30w) (50ng,29G,50G) (19G,32G,45G) (42G) (19G,38G,26G) (-) (44G,41w,27G).

**Starters: Offense:** WR Irving Fryar (15), Cedric Jones (1); LT Bruce Armstrong (16); LG Chris Gambol (14), David Douglas (2); C Danny Villia (8), Gene Chilton (3), D. Douglas (3), Paul Fairchild (2); RG Damian Johnson (16); RT D. Villa (8), David Viane (4), Stan Clayton (3), C. Gambol (1); TE Marv Cook (16); WR Hart Lee Dykes (10), Greg McMurtry (5), C. Jones (1); QB Tommy Hodson (6), Marc Wilson (6), Steve Grogan (4); RB John Stephens (14), George Adams (1), Marvin Allen (1); FB Robert Perryman (7), G. Adams (6), M. Allen (2), 2nd TE Eric Sievers (1).

**Defense:** LE Brent Williams (15), Marion Hobby (1); NT Tim Goad (16), RE Ray Agnew (9), M. Hobby (3), Garin Veris (2), Chris Gannon (2); LOLB Andre Tippett (7), Vincent Brown (6), Chris Singleton (1), Richard Tardits (1), Ed Williams (1); LILB Richard Harvey (8), Johnny Rembert (5), V. Brown (3); RILB E. Reynolds (12), V. Brown (2), B. Williams (1), M. Hobby (1); ROLB A. Tippett (6), V. Brown (3), C. Singleton (3), E. Williams (2), R. Harvey (1), Ila Jarostchuk (1); LCB Ronnie Lippett (16); RCB Maurice Hurst (16); Rod McSwain (12), Roland James (4); FS Fred Marion (16).

**1990 Coaching Staff:** Don Blackmon, Linebackers, Steve Crosby, Special Teams/ Tight Ends, Bobby Grier, Offensive Backfield, Rod Humenuik, Offensive Line, Dale Lindsey, Defensive Line, Steve Nelson, Linebackers, John Polonchek, QBs/Special Asst. to Head Coach, Jimmy Raye, Offensive Coordinator/ Quarterbacks, Jerry Simmons, Strength/ Conditioning, Charlie Sumner, Defensive Coordinator/ Secondary, Richard Wood, Receivers.

**Pro Bowl (1):** T Bruce Armstrong (1).

PASSING	ATT	CMP	YARDS	CMP%	YDS/ATT	TD	TD%	INT	INT%	LG	SK/YDS	RATING
Wilson	265	139	1625	52.5	6.13	6	2.3	11	4.2	36t	29/228	61.6
Hodson	156	85	968	54.5	6.21	4	2.6	5	3.2	56t	20/147	68.5
Grogan	92	50	615	54.3	6.68	4	4.3	3	3.3	48	9/68	76.1
Stevens	1	0	0	0.0	0.00	0	0.0	1	100.0	0	0/0	0.0
<b>Patriots</b>	<b>514</b>	<b>274</b>	<b>3208</b>	<b>53.3</b>	<b>6.24</b>	<b>14</b>	<b>2.7</b>	<b>20</b>	<b>3.9</b>	<b>56</b>	<b>58/443</b>	<b>65.4</b>
<b>Opponents</b>	<b>374</b>	<b>218</b>	<b>3245</b>	<b>58.3</b>	<b>8.68</b>	<b>21</b>	<b>5.6</b>	<b>14</b>	<b>3.7</b>	<b>86t</b>	<b>33/224</b>	<b>89.9</b>

# 1991 FINAL STATISTICS (6-10)

Head Coach: Dick MacPherson • Fourth in AFC East • Home Stadium: Foxboro Stadium

DATE	W/L	SCORE	OPPONENT	ATTENDANCE
9/01	W	16-7	at Indianapolis	49,961
9/08	L	0-20	Cleveland	35,377
9/15	L	6-20	at Pittsburgh	53,703
9/22	W	24-20	Houston	30,702
9/29	L	10-24	at Phoenix	26,043
10/06	L	10-20	Miami	49,749
10/13			BYE WEEK	
10/20	W	26-23	Minnesota OT	45,367
10/27	L	6-9	Denver	43,994
11/03	L	17-22	at Buffalo	78,278
11/10	L	20-30	at Miami	56,065
11/17	L	21-28	N.Y. Jets	30,743
11/24	W	16-13	Buffalo	47,053
12/01	L	3-20	at Denver	67,116
12/08	W	23-17	Indianapolis OT	20,131
12/15	W	6-3	at N.Y. Jets	55,689
12/22	L	7-29	at Cincinnati	46,394

## Team Statistics

	PATS	OPP
<b>TOTAL FIRST DOWNS</b>	<b>259</b>	<b>312</b>
By Rushing	93	94
By Passing	155	199
By Penalty	11	19
Third Down: Md/Att.	72/213	95/228
Third Down: Eff.	33.8	41.7
Fourth Down: Md/Att.	6/13	4/14
Fourth Down: Eff.	46.2	28.6
<b>POSSESSION AVG.</b>	<b>29:27</b>	<b>30:33</b>
<b>TOTAL NET YARDS</b>	<b>4473</b>	<b>5431</b>
Avg. per Game	277	339.4
Total Offensive Plays	979	1050
Avg. per Play	4.4	5.9
<b>NET YARDS RUSHING</b>	<b>1467</b>	<b>1579</b>
Total Rushing Plays	433	460
Avg. per Game	91.7	98.7
<b>NET YARDS PASSING</b>	<b>3006</b>	<b>3852</b>
Avg. per Game	187.9	240.8
Sacked/Yards Lost	63/436	25/183
Gross Yards Passing	3442	4035
Att./Completions	481/284	565/335
Completion Pct.	59.0	59.3
Had Intercepted	22	12
<b>PUNTS/AVERAGE</b>	<b>82/39.0</b>	<b>69/42.2</b>
<b>NET PUNTING AVG.</b>	<b>34.6</b>	<b>36.2</b>
<b>PENALTIES/YARDS</b>	<b>97/667</b>	<b>83/608</b>
<b>FUMBLES/BALLS LOST</b>	<b>34/20</b>	<b>31/19</b>
<b>TOUCHDOWNS</b>	<b>22</b>	<b>31</b>
Rushing	9	5
Passing	11	25
Returns	2	1
<b>Score by Periods</b>	<b>1 2 3 4 OT Total</b>	<b>1 2 3 4 OT Total</b>
Patriots	40 55 23 84 9	211
Opponents	53 122 32 98 0	305
<b>SCORING</b>	<b>TD Ru Pa Rl PAT FG S TP</b>	<b>TD Ru Pa Rl PAT FG S TP</b>
Staurovsky	0 0 0 0 0 10/11	13/19 0 49
Baumann	0 0 0 0 0 9/10	7/10 0 30
Russell	4 4 0 0 0 0	24 0 18
Cook	3 0 3 0 0 0	18 0 18
Fryar	3 0 3 0 0 0	18 0 18
Vaughn	3 2 0 1 0 0	18 0 18
McMurtry	2 0 2 0 0 0	12 0 12
Stephens	2 0 2 0 0 0	12 0 12
Timpon	2 0 2 0 0 0	12 0 12
Childress	1 0 0 1 0 0	6 0 6
Coates	1 0 1 0 0 0	6 0 6
Millen	1 1 0 0 0 0	6 0 6
Patriots	22 9 11 2 19/21	20/29 0 211
Opponents	31 5 25 1 30/31	29/42 1 305

RUSHING	NO	YDS	AVG	LG	TD
Russell	266	959	3.6	24	4
Stephens	63	163	2.6	13	2
Vaughn	31	146	4.7	23	2
Millen	31	92	3.0	14	1
Hunter	18	53	2.9	9	0
Allen	13	50	3.8	11	0
Fryar	2	11	5.5	9	0
Adams	2	3	1.5	2	0
Chilton	1	0	0.0	0	0
Hodson	4	0	0.0	0	0
Timpon	1	-4	-4.0	-4	0
Coates	1	-6	-6.0	-6	0
<b>Patriots</b>	<b>383</b>	<b>1398</b>	<b>3.7</b>	<b>29</b>	<b>4</b>
<b>Opponents</b>	<b>460</b>	<b>1598</b>	<b>3.4</b>	<b>37</b>	<b>5</b>

RECEIVING	NO	YDS	AVG	LG	TD
Cook	82	808	9.9	49	3
Fryar	68	1,014	14.9	56T	3
McMurtry	41	614	15.0	40	2
Timpon	25	471	18.8	60T	2
Russell	18	81	4.5	18	0
Stephens	16	119	7.4	24	0
Hunter	11	97	8.8	25	0
Coates	10	95	9.5	17	1
Vaughn	9	89	9.9	32	0
Carpenter	3	45	15.0	23	0
Allen	1	9	9.0	9	0
<b>Patriots</b>	<b>284</b>	<b>3442</b>	<b>12.1</b>	<b>60T</b>	<b>11</b>
<b>Opponents</b>	<b>335</b>	<b>4035</b>	<b>12.0</b>	<b>65T</b>	<b>25</b>

INTERCEPTIONS	NO	YDS	AVG	LG	TD
Hurst	3	21	7.0	21	0
Marion	2	33	16.5	33	0
Lippett	2	27	13.5	27	0
Henderson	2	2	1.0	2	0
Washington	2	0	0.0	0	0
Tippett	1	10	10.0	10	0
<b>Patriots</b>	<b>12</b>	<b>93</b>	<b>7.8</b>	<b>33</b>	<b>0</b>
<b>Opponents</b>	<b>22</b>	<b>154</b>	<b>7.0</b>	<b>27</b>	<b>0</b>

PUNTING	NO	YDS	AVG	NET TB	IN20 LG BLK
McCarthy	66	2650	40.2	35.7	3 17 93
Wagner	14	548	39.1	29.1	0 0 54
<b>Patriots</b>	<b>82</b>	<b>3198</b>	<b>39.0</b>	<b>34.6</b>	<b>3 17 93</b>
<b>Opponents</b>	<b>69</b>	<b>2909</b>	<b>42.2</b>	<b>36.2</b>	<b>10 16 71</b>

PUNT RETURNS	NO	FC	YDS	AVG	LG	TD
Henderson	27	10	201	7.4	39	0
Fryar	2	4	10	5.0	10	0
Pool	1	0	0	0.0	0	0
Zackery	1	0	0	0.0	0	0
<b>Patriots</b>	<b>31</b>	<b>14</b>	<b>211</b>	<b>6.8</b>	<b>39</b>	<b>0</b>
<b>Opponents</b>	<b>37</b>	<b>20</b>	<b>303</b>	<b>8.2</b>	<b>40</b>	<b>1</b>

KICK RETURNS	NO	YDS	AVG	LG	TD
Vaughn	34	717	21.1	99T	1
Allen	8	161	20.1	31	0
Martin	8	178	22.3	26	0
Hobby	2	0	0.0	0	0
Timpon	2	37	18.5	21	0
Coates	1	6	6.0	6	0
Rakoczy	1	9	9.0	9	0
Rembert	0	0	0.0	0	0
<b>Patriots</b>	<b>56</b>	<b>1108</b>	<b>19.8</b>	<b>99T</b>	<b>1</b>
<b>Opponents</b>	<b>51</b>	<b>850</b>	<b>16.7</b>	<b>49</b>	<b>0</b>

**Sacks:** Tippett 8.5, Veris 4.0, B. Williams 3.5, Brown 3.0, Agnew 2.0, Hobby 2.0, Howard 1.0, Singleton 1.0. Patriots, 25.0, Opponents, 63.0.

FIELD GOALS	1-19	20-29	30-39	40-49	50+
Staurovsky	1/1	2/3	9/12	1/3	0/0
Baumann	0/0	2/2	1/3	4/4	0/1
<b>Patriots</b>	<b>1/1</b>	<b>4/5</b>	<b>10/15</b>	<b>5/7</b>	<b>0/1</b>
<b>Opponents</b>	<b>2/2</b>	<b>12/14</b>	<b>7/7</b>	<b>8/17</b>	<b>0/2</b>

**Staurovsky:** (35G,39G,36G) (-) (45n, 33G,28G) (33G) (38n,39G) (37G) (38G, 36n,42G) (20G,17G,25n) (46n,36G,35n).

**Baumann:** (44G,37G) (39n) (51b,46G, 32n) (23G) (24G) (45G,41G) (-).

**Opponents:** (44w,52w,42w,48b) (30G, 32G) (49G,32G) (28G,38G) (42N,47G) (47G,58n,25G) (23G,32G,47n,23G) (35G, 18G,47n,34G) (19G,47n,21G,42G) (21G, 42G,49n,44G) (-) (23G,29G) (20G, 24G) (43n,40G)(23n,23G,27n) (49G,25G).

**Starters: Offense:** WR Irving Fryar (15), Rob Carpenter (1); LT Bruce Armstrong (16); LG Elbert Crawford (16); C Gene Chilton (16); RG Danny Villa (10), Jon Melander (3), Gregg Rakoczy (2), Freddie Childress (1); RT Pat Harlow (16); TE Marv Cook (16); WR Greg McMurtry (12), Michael Timpon (2), Jon Vaughn (1); OB Hugh Millen (13), Tommy Hodson (3); RB Leonard Russell (15), John Stephens (1); FB Ivy Joe Hunter (11), J. Stephens (2); George Adams (1), J. Vaughn (1); 2nd TE Ben Coates (2).

**Defense:** LE Ray Agnew (9), Garin Veris (3), Brent Williams (3), Marion Hobby (1); NT Tim Goad (15), Fred Smerlas (1); RE B. Williams (13), R. Agnew (1), Sean Smith (1), G. Veris (1); LOLB Andre Tippett (16); LILB Eugene Lockhart (13), RILB Vincent Brown (16); ROLB Chris Singleton (11), David Howard (5); LCB Ronnie Lippett (13), Tim Gordon (1), Jerome Henderson (1), Mickey Washington (1); RCB Maurice Hurst (14), M. Washington (2); SS Harry Colon, T. Gordon (1), M. Washington (1); FS Fred Marion (11), T. Gordon (5); 5th DB David Pool (3).

**1991 Coaching Staff:** Joel Collier Asst. Running Backs/ Receivers, Joe Collier, Defensive Coordinator, Dick Coury, Offensive Coordinator, Ivan Fears, Wide Receivers, Norm Gerber, Inside Linebackers, Bobby Grier, Offensive Backfield, Rod Humenuik, Offensive Line, Stan Jones, Defensive Line, Myrel Moore, Outside Linebackers, Dante Scarnecchia, Special Teams/TE's, Dave Uyrus, Asst. Special Teams/ Defensive Line, Charlie West, Defensive Backs.

**Pro Bowl (2):** T Bruce Armstrong (2), TE Marv Cook (1).

PASSING	ATT	CMP	YARDS	CMP%	YDS/ATT	TD	TD%	INT	INT%	LG	SK/YDS	RATING
Millen	409	246	3073	60.1	7.51	9	2.2	18	4.4	60T	54/379	72.5
Hodson	68	36	345	52.9	5.07	1	1.5	4	5.9	32	9/57	47.7
Vaughn	2	1	13	50.0	6.50	1	50.0	0	0.0	13T	0/0	110.4
Fryar	1	0	0	0.0	0.00	0	0	0	0	0	0/0	39.6
McCarthy	1	1	11	100.0	11.0	0	0.0	0	0.0	11	0/0	112.5
Patriots	481	284	3442	59.0	7.16	11	2.3	22	4.6	60T	63/436	69.7
Opponents	565	335	4035	59.3	7.14	25	4.4	12	2.1	65T	25/183	87.1



# 1992 FINAL STATISTICS (2-14)

Head Coach: Dick MacPherson • Fifth in AFC East • Home Stadium: Foxboro Stadium

DATE	W/L	SCORE	OPPONENT	ATTENDANCE
9/06			BYE WEEK	
9/13	L	0-14	at L.A. Rams	40,402
9/20	L	6-10	Seattle	42,327
9/27	L	7-41	Buffalo	52,527
10/4	L	21-30	at N.Y. Jets	60,108
10/11	L	12-24	San Francisco	54,126
10/18	L	17-38	at Miami	57,282
10/25	L	17-19	Cleveland	32,219
11/01	L	7-16	at Buffalo	78,268
11/08	L	14-31	New Orleans	45,413
11/15	W	37-34	at Indianapolis OT	42,631
11/22	W	24-3	N.Y. Jets	27,642
11/29	L	0-34	at Atlanta	54,494
12/06	L	0-6	Indianapolis	19,429
12/13	L	20-27	at Kansas City	52,208
12/20	L	10-20	at Cincinnati	45,355
12/27	L	13-16	Miami OT	34,726

## Team Statistics

	PATS	OPP
<b>TOTAL FIRST DOWNS</b>	<b>215</b>	<b>292</b>
By Rushing	71	112
By Passing	130	149
By Penalty	14	31
Third Down: Md/Att.	72/223	77/214
Third Down: Eff.	32.3	36.0
Fourth Down: Md/Att.	8/19	6/15
Fourth Down: Eff.	42.1	40.0
<b>POSSESSION AVG.</b>	<b>28:28</b>	<b>31:32</b>
<b>TOTAL NET YARDS</b>	<b>3584</b>	<b>5048</b>
Avg. per Game	224.0	315.5
Total Offensive Plays	928	1000
Avg. per Play	3.9	5.0
<b>NET YARDS RUSHING</b>	<b>1550</b>	<b>1951</b>
Total Rushing Plays	419	521
Avg. per Game	96.6	121.9
<b>NET YARDS PASSING</b>	<b>2034</b>	<b>3097</b>
Avg. per Game	127.1	193.6
Sacked/Yards Lost	65/458	20/114
Gross Yards Passing	2492	3211
Att./Completions	444/244	459/258
Completion Pct.	55.0	56.2
Had Intercepted	19	14
<b>PUNTS/AVERAGE</b>	<b>103/40.9</b>	<b>75/40.6</b>
<b>NET PUNTING AVG.</b>	<b>35.4</b>	<b>35.3</b>
<b>PENALTIES/YARDS</b>	<b>111/1051</b>	<b>90/673</b>
<b>FUMBLES/BALLS LOST</b>	<b>43/26</b>	<b>30/15</b>
<b>TOUCHDOWNS</b>	<b>25</b>	<b>40</b>
Rushing	6	15
Passing	13	22
Returns	6	3

Score by Periods	1	2	3	4	OT	Total
Patriots	61	51	32	58	3	205
Opponents	84	80	88	108	3	363

SCORING	TD	Ru	Pa	Rt	PAT	FG	S	TP
Baumann	0	0	0	0	22/24	11/17	0	55
Fryar	4	0	4	0	0	0	24	0
Coates	3	0	3	0	0	0	18	0
Brown	2	0	2	0	0	0	12	0
Cook	2	0	2	0	0	0	12	0
Russell	2	2	0	0	0	0	12	0
Stephens	2	2	0	0	0	0	12	0
Turner	2	0	2	0	0	0	12	0
Vaughn	2	1	0	1	0	0	12	0
Gash	1	1	0	0	0	0	6	0
Goad	1	0	1	0	0	0	6	0
McMurtry	1	0	1	0	0	0	6	0
Pool	1	0	0	1	0	0	6	0
Singleton	1	0	0	1	0	0	6	0
Timpson	1	0	1	0	0	0	6	0
Patriots	25	6	13	6	22/25	11/17	0	205
Opponents	40	15	22	3	40/40	27/41	1	363

RUSHING	NO	YDS	AVG	LG	TD
Vaughn	113	451	4.0	36	1
Russell	123	390	3.2	23	2
Stephens	75	277	3.7	19	2
Lockwood	35	162	4.6	23	0
Millen	17	108	6.4	26	0
Zolak	18	71	3.9	19	0
Turner	10	40	4.0	11	0
Carlson	11	32	2.9	7	0
Hodson	5	11	2.2	5	0
Gash	5	7	1.4	4	1
Fryar	1	6	6.0	6	0
McMurtry	2	3	1.5	2	0
Coates	1	2	2.0	2	0
McCarthy	3	-10	-3.3	0	0
<b>Patriots</b>	<b>419</b>	<b>1550</b>	<b>3.7</b>	<b>36</b>	<b>6</b>
<b>Opponents</b>	<b>521</b>	<b>1951</b>	<b>3.7</b>	<b>53</b>	<b>15</b>

RECEIVING	NO	YDS	AVG	LG	TD
Fryar	55	791	14.4	54	4
Cook	52	413	7.9	27	2
McMurtry	35	424	12.1	65t	1
Timpson	26	315	12.1	25	1
Stephens	21	161	7.7	32	0
Coates	20	171	8.6	22t	3
Vaughn	13	84	6.5	28	0
Russell	11	24	2.2	12	0
Turner	7	52	7.4	19t	2
Stanley	3	63	21.0	36	0
Hodson	1	-6	-6.0	-6	0
<b>Patriots</b>	<b>244</b>	<b>2492</b>	<b>10.2</b>	<b>65t</b>	<b>13</b>
<b>Opponents</b>	<b>258</b>	<b>3211</b>	<b>12.4</b>	<b>56</b>	<b>22</b>

INTERCEPTIONS	NO	YDS	AVG	LG	TD
Henderson	3	43	14.3	34	0
Hurst	3	29	9.7	27	0
Pool	2	54	27.0	41t	1
Robbins	2	27	13.5	20	0
Singleton	1	82	82.0	82t	1
Brown	1	49	49.0	49t	1
Howard	1	1	1.0	1	0
Smith	1	0	0.0	0	0
<b>Patriots</b>	<b>14</b>	<b>285</b>	<b>20.4</b>	<b>82t</b>	<b>3</b>
<b>Opponents</b>	<b>19</b>	<b>232</b>	<b>12.2</b>	<b>47</b>	<b>0</b>

PUNTING	NO	YDS	AVG	NET BT	IN20	LG	BLK
McCarthy	103	4212	40.9	35.4	4	18	61
<b>Patriots</b>	<b>103</b>	<b>4212</b>	<b>40.9</b>	<b>35.4</b>	<b>4</b>	<b>18</b>	<b>61</b>
<b>Opponents</b>	<b>75</b>	<b>3045</b>	<b>40.6</b>	<b>35.3</b>	<b>6</b>	<b>27</b>	<b>59</b>

PUNT RETURNS	NO	FC	YDS	AVG	LG	TD
Stanley	28	17	227	8.1	50	0
Timpson	8	2	47	5.9	14	0
Lambert	1	0	0	0.0	0	0
Fryar	0	1	0	0.0	0	0
<b>Patriots</b>	<b>37</b>	<b>20</b>	<b>274</b>	<b>7.4</b>	<b>50</b>	<b>0</b>
<b>Opponents</b>	<b>59</b>	<b>21</b>	<b>484</b>	<b>8.2</b>	<b>53t</b>	<b>1</b>

**Sacks:** Tippett 7.0, B. Williams 4.0, Goad 2.5, Agnew 1.0, Edwards 1.0, Howard 1.0, Lambert 1.0, Rembert 1.0, Sabb 1.0, Brown 0.5. Patriots 20.0, Opponents 65.0.

KICK RETURNS	NO	YDS	AVG	LG	TD
Stanley	29	529	18.2	40	0
Vaughn	20	564	28.2	100t	1
Lockwood	11	233	21.2	36	0
Timpson	2	28	14.0	28	0
Hobby	1	11	11.0	11	0
Turner	1	11	11.0	11	0
<b>Patriots</b>	<b>64</b>	<b>1376</b>	<b>21.5</b>	<b>100t</b>	<b>1</b>
<b>Opponents</b>	<b>45</b>	<b>749</b>	<b>16.6</b>	<b>39</b>	<b>0</b>

FIELD GOALS	1-19	20-29	30-39	40-49	50+
Baumann	2-2	4/4	3/7	2/4	0/0
<b>Patriots</b>	<b>2/2</b>	<b>4/4</b>	<b>3/7</b>	<b>2/4</b>	<b>0/0</b>
<b>Opponents</b>	<b>0/0</b>	<b>9/10</b>	<b>11/16</b>	<b>6/12</b>	<b>1/3</b>

**Baumann:** (38n) (-) (-) (39n) (24G,44G) (19G,44b) (30G) (-) (-) (36G,44G,18G) (32G) (48n) (37n) (38n) (27G) (25G, 29G).

**Opponents:** (47n,39n,25n) (25G,33n) (42G,30G) (37G,40G,47G) (51n,36G) (34G) (29G,28G,21G,54n,44n,31n,32G) (-) (46G) (35n,42n,48G,33G) (27G) (43n, 26G,54G) (31n,30G,48G) (30G, 26G) (47n,42n,21G,39G) (36G,23G,35G).

**Starters: Offense:** WR Irving Fryar (14), Michael Timpson (2); LT Bruce Armstrong (8), Pat Harlow (8); LG Reggie Redding (14), Calvin Stephens (1), Larry Williams (1); C Gene Chilton (16); RG L. Williams (8), Eugene Chung (6), Gregg Rakoczy (2); RT P. Harlow (8), E. Chung (8); TE Marv Cook (15), Ben Coates (1); WR Gregg McMurtry (15); QB Hugh Millen (7), Scott Zolak (4), Tommy Hodson (3), Jeff Carlson (2); RB Leonard Russell (10), Jon Vaughn (5), John Stephens (1); FB J. Stephens (15), Kevin Turner (1); 3rd TE B. Coates (1).

**Defense:** LE Ray Agnew (14), Tim Edwards (1), Marion Hobby (1); NT Tim Goad (16); RE Brent Williams (15), M. Hobby (1); LOLB Andre Tippett (13), Dwayne Sabb (2), Vincent Brown (1); LILB V. Brown (12), Johnny Rembert (2), David Howard (1), Eugene Lockhart (1); RILB J. Rembert (8), E. Lockhart (7); ROLB D. Howard (9), Chris Singleton (7); LCB David Pool (14), Jerome Henderson (2); RCB Maurice Hurst (16); SS Tim Gordon (7), Reggie Robbins (6), Roger Brown (2); J. Henderson (1); FS R. Robbins (9), J. Henderson (6), R. Brown (1).

**1992 Coaching Staff:** Joel Collier, Asst. Running Backs/ Receivers, Joe Collier, Defensive Coordinator, Dick Coury, Offensive Coordinator, Ivan Fears, Wide Receivers, Norm Gerber, Inside Linebackers, Bobby Grier, Offensive Backfield, Rod Humenuik, Offensive Line, Stan Jones, Defensive Line, Myrel Moore, Outside Linebackers, Dante Scarnecchia, Special Teams/TE's, Dave Uyrus, Asst. Special Teams/ Defensive Line, Charlie West, Defensive Backs.

**Pro Bowl (1):** TE Marv Cook (2).

PASSING	ATT	CMP	YARDS	CMP%	YDS/ATT	TD	TD%	INT	INT%	LG	SK/YDS	RATING
Millen	203	124	1203	61.1	5.93	8	3.9	10	4.9	39	33/204	70.3
Zolak	100	52	561	52.0	5.61	2	2.0	4	4.0	65t	17/137	58.8
Hodson	91	50	496	54.9	5.45	2	2.2	2	2.2	54t	12/96	68.8
Carlson	49	18	232	36.7	4.73	1	2.0	3	6.1	40	3/21	33.7
McMurtry	1	0	0	0.0	0.00	0	0.0	0	0.0	0	0/0	39.6
<b>Patriots</b>	<b>444</b>	<b>244</b>	<b>2492</b>	<b>55.0</b>	<b>5.61</b>	<b>13</b>	<b>2.9</b>	<b>19</b>	<b>4.3</b>	<b>65t</b>	<b>65/458</b>	<b>63.2</b>
<b>Opponents</b>	<b>459</b>	<b>258</b>	<b>3211</b>	<b>56.2</b>	<b>7.00</b>	<b>22</b>	<b>4.8</b>	<b>14</b>	<b>3.1</b>	<b>56</b>	<b>20/114</b>	<b>81.3</b>

# 1993 FINAL STATISTICS (5-11)

Head Coach: Bill Parcells • Fourth in AFC East • Home Stadium: Foxboro Stadium

DATE	W/L	SCORE	OPPONENT	ATTENDANCE
9/05	L	14-38	at Buffalo	79,751
9/12	L	16-19	Detroit OT	54,151
9/19	L	14-17	Seattle	50,392
9/26	L	7-45	at N.Y. Jets	64,836
10/03			BYE WEEK	
10/10	W	23-21	at Phoenix	36,115
10/17	L	14-28	Houston	51,037
10/24	L	9-10	at Seattle	56,526
10/31	L	6-9	at Indianapolis	46,522
11/07	L	10-13	Buffalo OT	54,326
11/14			BYE WEEK	
11/21	L	13-17	at Miami	59,982
11/28	L	0-6	N.Y. Jets	42,810
12/05	L	14-17	at Pittsburgh	51,358
12/12	W	7-2	Cincinnati	29,794
12/19	W	20-17	at Cleveland	48,618
12/26	W	38-0	Indianapolis	26,571
1/02	W	33-27	Miami OT	53,883

## Team Statistics

	PATS	OPP
<b>TOTAL FIRST DOWNS</b>	<b>315</b>	<b>269</b>
By Rushing	116	97
By Passing	169	161
By Penalty	30	11
Third Down: Md/Att.	92/237	96/231
Third Down: Eff.	38.8	41.6
Fourth Down: Md/Att.	13/27	5/13
Fourth Down: Eff.	48.1	38.5
<b>POSSESSION AVG.</b>	<b>29.43</b>	<b>30.17</b>
<b>TOTAL NET YARDS</b>	<b>5065</b>	<b>4796</b>
Avg. per Game	316.6	299.8
Total Offensive Plays	1091	1013
Avg. per Play	4.6	4.7
<b>NET YARDS RUSHING</b>	<b>1780</b>	<b>1951</b>
Total Rushing Plays	502	505
Avg. per Game	111.3	121.9
<b>NET YARDS PASSING</b>	<b>3285</b>	<b>2845</b>
Avg. per Game	205.3	177.8
Sacked/Yards Lost	23/127	34/242
Gross Yards Passing	3412	3087
Att./Completions	566/289	474/280
Completion Pct.	51.1	59.1
Had Intercepted	24	13
<b>POINTS/AVERAGE</b>	<b>76/40.7</b>	<b>90/41.2</b>
<b>NET PUNTING AVG.</b>	<b>34.8</b>	<b>34.7</b>
<b>PENALTIES/YARDS</b>	<b>65/468</b>	<b>111/803</b>
<b>FUMBLES/BALLS LOST</b>	<b>30/10</b>	<b>20/9</b>
<b>TOUCHDOWNS</b>	<b>26</b>	<b>32</b>
Rushing	9	9
Passing	17	20
Returns	0	3
<b>Score by Periods</b>	<b>1 2 3 4 OT</b>	<b>1 2 3 4 OT</b>
Patriots	33 60 54 85 6	238
Opponents	41 103 26 110 6	286

SCORING	TD	Ru	Pa	Rt	PAT	FG	S	TP
Sisson	0	0	0	0	15/15	14/26	0	57
Coates	8	0	8	0			0	48
Russell	7	7	0	0			0	42
Bahr	0	0	0	0	10/10	5/5	0	25
Brisby	2	0	2	0			0	12
Timpson	2	0	2	0			0	12
Turner	2	0	2	0			0	12
Cook	1	0	1	0			0	6
Crittenden	1	0	1	0			0	6
Croom	1	1	0	0			0	6
Gash	1	1	0	0			0	6
McMurtry	1	0	1	0			0	6
Patriots	26	9	17	0	25/25	19/31	0	238
Opponents	32	9	20	3	32/32	20/24	1	286

RUSHING	NO	YDS	AVG	LG	TD
Russell	300	1088	3.6	21	7
Turner	50	231	4.6	49	0
Croom	60	198	3.3	22	1
Gash	48	149	3.1	14	1
Bledsoe	32	82	2.6	15	0
Secules	8	33	4.1	13	0
Saxon	2	2	1.0	2	0
Zolak	1	0	0.0	0	0
Crittenden	1	-3	-3.0	-3	0
<b>Patriots</b>	<b>502</b>	<b>1780</b>	<b>3.5</b>	<b>49</b>	<b>9</b>
<b>Opponents</b>	<b>505</b>	<b>1951</b>	<b>3.9</b>	<b>57</b>	<b>9</b>

RECEIVING	NO	YDS	AVG	LG	TD
Coates	53	659	12.4	54t	8
Brisby	45	626	13.9	39	2
Timpson	42	654	15.6	48	2
Turner	39	333	8.5	26	2
Russell	26	245	9.4	69	0
McMurtry	22	241	11.0	20	1
Cook	22	154	7.0	17	1
Crittenden	16	293	18.3	44	1
Gash	14	93	6.6	15	0
Croom	8	92	11.5	21	0
T. Brown	2	22	11.0	14	0
<b>Patriots</b>	<b>289</b>	<b>3412</b>	<b>11.8</b>	<b>82</b>	<b>17</b>
<b>Opponents</b>	<b>280</b>	<b>3087</b>	<b>11.0</b>	<b>56</b>	<b>20</b>

INTERCEPTIONS	NO	YDS	AVG	LG	TD
Hurst	4	53	13.3	24	0
Wren	3	-7	-2.3	2	0
Barnett	1	40	40.0	40	0
V. Brown	1	24	24.0	24	0
Collins	1	8	8.0	8	0
Thompson	1	4	4.0	4	0
Lambert	1	0	0.0	0	0
Ray	1	0	0.0	0	0
<b>Patriots</b>	<b>13</b>	<b>122</b>	<b>9.4</b>	<b>40</b>	<b>0</b>
<b>Opponents</b>	<b>24</b>	<b>201</b>	<b>8.4</b>	<b>34</b>	<b>1</b>

PUNTING	NO	YDS	AVG	NET TB	IN20	LG	BLK
Saxon	73	3096	42.4	34.8	7	25	59
<b>Patriots</b>	<b>76</b>	<b>3096</b>	<b>40.7</b>	<b>34.8</b>	<b>7</b>	<b>25</b>	<b>59</b>
<b>Opponents</b>	<b>90</b>	<b>3709</b>	<b>41.2</b>	<b>34.7</b>	<b>6</b>	<b>19</b>	<b>58</b>

PUNT RETURNS	NO	FC	YDS	AVG	LG	TD
T. Brown	25	9	224	9.0	19	0
Harris	23	4	201	8.7	21	0
Crittenden	2	1	37	18.5	30	0
Smith	1	0	0	0.0	0	0
<b>Patriots</b>	<b>51</b>	<b>14</b>	<b>462</b>	<b>9.1</b>	<b>30</b>	<b>0</b>
<b>Opponents</b>	<b>34</b>	<b>6</b>	<b>313</b>	<b>9.2</b>	<b>47</b>	<b>1</b>

KICK RETURNS	NO	YDS	AVG	LG	TD
Crittenden	23	478	20.8	44	0
T. Brown	15	243	16.2	29	0
Harris	6	90	15.0	19	0
Sabb	2	0	0.0	0	0
Cook	1	8	8.0	8	0
Coates	0	0	0.0	0	0
<b>Patriots</b>	<b>47</b>	<b>819</b>	<b>17.4</b>	<b>44</b>	<b>0</b>
<b>Opponents</b>	<b>44</b>	<b>921</b>	<b>20.9</b>	<b>42</b>	<b>0</b>

**Sacks:** Slade 9.0, Tippet 8.5, A. Jones 3.5, Pitts 3.0, Sabb 2.0, Williams 2.0, Agnew 1.5, Brown 1.0, Collins 1.0, Hurst 1.0, Thompson 1.0, Goad 0.5. Patriots, 34.0, Opponents, 23.0.

FIELD GOALS	1-19	20-29	30-39	40-49	50+
Sisson	1/1	8/13	3/4	2/6	0/2
Bahr	1/1	1/1	3/3	0/0	0/0
<b>Patriots</b>	<b>2/2</b>	<b>9/14</b>	<b>6/7</b>	<b>2/6</b>	<b>0/2</b>
<b>Opponents</b>	<b>0/0</b>	<b>12/12</b>	<b>7/7</b>	<b>1/2</b>	<b>0/3</b>

**Sisson:** (-) (26G,21G,32G,28wr) (54s) (-) (37wl,29G,23G,31G) (42b) (48s,41wr,36G,25G,19G) (40G,45wl,26G) (28wr, 27G) (28G,26wl,40G) (54wl,28b) (-) (27wr).

**Bahr:** (23G,34G) (19G) (31G,37G).

**Opponents:** (28G) (52wr,22G,26G,23G,38G) (52wl,24G) (53wl,42G) (-) (-) (30G) (27G,38G,37G) (40wl,27G,32G) (23G) (33G,23G) (35G) (-) (23G) (-) (29G,24G).

**Starters: Offense:** WR Vincent Brisby (12), Ray Crittenden (1); LT Bruce Armstrong (16); LG Eugene Chung (16); C Mike Arthur (12), Bill Lewis (5); RG Rich Baldinger (15), Todd Rucci (1); RT Pat Harlow (16); TE Mary Cook (12), Ben Coates (4); WR Greg McMurtry (8), Michael Timpson (7); QB Drew Bledsoe (12), Scott Secules (4); RB Leonard Russell (15), Corey Croom (1); FB Kevin Turner (9), Sam Gash (4); 2nd TE B. Coates (6); 3rd WR R. Crittenden (1).

**Defense:** LE Mike Pitts (15), Ray Agnew (1); NT Tim Goad (15); RE John Washington (13), Brent Williams (2); LOLB Andre Tippet (16), LILB Vincent Brown (16); RILB Todd Collins (12), Chris Singleton (4); ROLB Dwayne Sabb (7), Chris Slade (5), Aaron Jones (1); LCB Rod Smith (7), Daryl Wren (5), Reyna Thompson (4); RCB Maurice Hurst (16); SS Corvin Brown (12), Adrian White (4); FS Harlon Barnett (12), Dion Lambert (3), Terry Ray (1).

**1993 Coaching Staff:** Dave Atkins, Offensive Backs, Romeo Crennel, Defensive Line, Al Groh, Defensive Coordinator/Linebackers, Fred Hoaglin, Offensive Line, Chris Palmer, Wide Receivers, Johnny Parker, Strength/Conditioning, Ray Perkins, Offensive Coordinator, Dante Scarnecchia, Special Assistant, Mike Sweatman, Special Teams, Bob Trott, Defensive Backs, Charlie Weis, Tight Ends.

**Pro Bowl (0)**

PASSING	ATT	CMP	YARDS	CMP%	YDS/ATT	TD	TD%	INT	INT%	LG	SK/YDS	RATING
Bledsoe	429	214	2494	49.9	5.81	15	3.5	15	3.5	54t	16/99	65.0
Secules	134	75	918	56.0	6.85	2	1.5	9	6.7	82	7/28	54.3
Zolak	2	0	0	0.0	0.00	0	0.0	0	0.0	0	0/0	39.6
Turner	1	0	0	0.0	0.00	0	0.0	0	0.0	0	0/0	39.6
<b>Patriots</b>	<b>566</b>	<b>289</b>	<b>3412</b>	<b>51.1</b>	<b>6.03</b>	<b>17</b>	<b>3.0</b>	<b>24</b>	<b>4.2</b>	<b>82</b>	<b>23/127</b>	<b>62.1</b>
<b>Opponents</b>	<b>474</b>	<b>280</b>	<b>3087</b>	<b>59.1</b>	<b>6.51</b>	<b>20</b>	<b>4.2</b>	<b>13</b>	<b>2.7</b>	<b>56</b>	<b>34/242</b>	<b>81.1</b>

# 1994 FINAL STATISTICS (10-6)

Head Coach: Bill Parcells • Second in AFC East (Wild Card Playoff Qualifier) • Home Stadium: Foxboro Stadium

DATE	W/L	SCORE	OPPONENT	ATTENDANCE
9/04	L	35-39	at Miami	69,613
9/11	L	35-38	Buffalo	60,274
9/18	W	31-28	at Cincinnati	46,640
9/25	W	23-17	at Detroit	59,618
10/02	W	17-16	Green Bay	57,522
10/09	L	17-21	L.A. Raiders	59,889
10/16	L	17-24	at N.Y. Jets	71,123
10/23			BYE WEEK	
10/30	L	3-23	Miami	59,167
11/06	L	6-13	at Cleveland	73,878
11/13	W	26-20	Minnesota OT	58,382
11/20	W	23-17	San Diego	59,690
11/27	W	12-10	at Indianapolis	43,839
12/04	W	24-13	N.Y. Jets	60,138
12/11	W	28-13	Indianapolis	57,656
12/18	W	41-17	at Buffalo	56,784
12/24	W	13-17	at Chicago	60,178
<b>AFC PLAYOFFS</b>				
1/01	L	13-20	at Cleveland	77,452

## Team Statistics

	PATS	OPP
<b>TOTAL FIRST DOWNS</b>	<b>348</b>	<b>280</b>
By Rushing	83	86
By Passing	243	173
By Penalty	22	21
Third Down: Md/Att.	106/257	72/215
Third Down: Eff.	41.2	33.5
Fourth Down: Md/Att.	18/35	6/16
Fourth Down: Eff.	51.4	37.5
<b>POSSESSION AVG.</b>	<b>32:08</b>	<b>27:52</b>
<b>TOTAL NET YARDS</b>	<b>5776</b>	<b>5207</b>
Avg. per Game	361.0	325.4
Total Offensive Plays	1199	1006
Avg. per Play	4.8	5.2
<b>NET YARDS RUSHING</b>	<b>1332</b>	<b>1760</b>
Total Rushing Plays	478	422
Avg. per Game	83.3	110.0
<b>NET YARDS PASSING</b>	<b>4444</b>	<b>3447</b>
Avg. per Game	277.8	215.4
Sacked/Yards Lost	22/139	39/290
Gross Yards Passing	4583	3737
Att./Completions	699/405	545/298
Completion Pct.	57.9	54.7
Had Intercepted	27	22
<b>PUNTS/AVERAGE</b>	<b>69/41.2</b>	<b>83/40.2</b>
<b>NET PUNTING AVG.</b>	<b>35.7</b>	<b>34.6</b>
<b>PENALTIES/YARDS</b>	<b>78/597</b>	<b>111/795</b>
<b>FUMBLES/BALLS LOST</b>	<b>28/11</b>	<b>34/18</b>
<b>TOUCHDOWNS</b>	<b>39</b>	<b>36</b>
Rushing	12	11
Passing	25	21
Returns	2	4

Score by Periods	1	2	3	4	OT	Total
Patriots	46	95	94	110	6	351
Opponents	53	133	56	70	0	312

SCORING	TD	Ru	Pa	Rt	PAT	FG	S	TP
Bahr	0	0	0	0	36/36	27/34	0	117
Butts	8	8	0	0	0	0	48	
Coates	7	7	0	0	0	0	42	
Thompson	7	2	5	0	0	0	42	
Brisby	5	0	5	0	0	0	30	
Crittenden	3	0	3	0	0	0	18	
Timpson	3	0	3	0	0	0	18	
Turner	3	1	2	0	0	0	18	
Reynolds	2	0	2	0	0	0	12	
Thomas	1	1	0	0	0	0	6	
O'Neill	0	0	0	0	0/0	0/1	0	0
Patriots	39	12	25	2	36/36	27/35	0	351
Opponents	36	11	21	4	32/33	20/25	0	312

2-Pt. Conversions: Patriots 0-2, Opp. 2-3.

RUSHING	NO	YDS	AVG	LG	TD
Butts	243	703	2.9	26	8
Thompson	102	312	3.1	13	2
Turner	36	111	3.1	13	1
Gash	30	86	2.9	10	0
Thomas	19	67	3.5	13	1
Bledsoe	44	40	0.9	7	0
Timpson	2	14	7.0	10	0
Coates	1	0	0.0	0	0
Zolak	1	-1	-1.0	-1	0
<b>Patriots</b>	<b>478</b>	<b>1332</b>	<b>2.8</b>	<b>26</b>	<b>12</b>
<b>Opponents</b>	<b>422</b>	<b>1760</b>	<b>4.2</b>	<b>52</b>	<b>11</b>

RECEIVING	NO	YDS	AVG	LG	TD
Coates	96	1174	12.2	62t	7
Timpson	74	941	12.7	37	3
Thompson	65	465	7.2	27t	5
Brisby	58	904	15.6	43	5
Turner	52	471	9.1	32	2
Crittenden	28	379	13.5	32	3
Burke	9	86	9.6	17	0
Gash	9	61	6.8	19	0
Butts	9	54	6.0	15	0
Hawkins	2	22	11.0	14	0
Thomas	2	15	7.5	9	0
Harris	1	11	11.0	11	0
<b>Patriots</b>	<b>405</b>	<b>4583</b>	<b>11.3</b>	<b>62t</b>	<b>25</b>
<b>Opponents</b>	<b>298</b>	<b>3737</b>	<b>12.5</b>	<b>65t</b>	<b>21</b>

INTERCEPTIONS	NO	YDS	AVG	LG	TD
Hurst	7	68	9.7	24	0
H. Barnett	3	51	17.0	24	0
V. Brown	3	22	7.3	12	0
Guyton	2	18	9.0	15	0
Smith	2	10	5.0	10	0
Sabb	2	6	3.0	5	0
Whigham	1	21	21.0	21	0
Reynolds	1	11	11.0	11t	1
Ray	1	2	2.0	2	0
<b>Patriots</b>	<b>22</b>	<b>209</b>	<b>9.5</b>	<b>24</b>	<b>1</b>
<b>Opponents</b>	<b>27</b>	<b>252</b>	<b>9.3</b>	<b>90t</b>	<b>2</b>

PUNTING	NO	YDS	AVG	NET BT	IN20	LG	BLK
O'Neill	69	2841	41.2	35.7	6	25	67
O'Neill	69	2841	41.2	35.7	6	25	67
<b>Opponents</b>	<b>83</b>	<b>3333</b>	<b>40.2</b>	<b>34.6</b>	<b>4</b>	<b>21</b>	<b>53</b>

PUNT RETURNS	NO	FC	YDS	AVG	LG	TD
T. Brown	24	10	202	8.4	38	0
Crittenden	19	6	155	8.2	26	0
Harris	3	0	26	8.7	12	0
<b>Patriots</b>	<b>46</b>	<b>16</b>	<b>383</b>	<b>8.3</b>	<b>38</b>	<b>0</b>
<b>Opponents</b>	<b>34</b>	<b>9</b>	<b>260</b>	<b>7.6</b>	<b>30</b>	<b>0</b>

KICK RETURNS	NO	YDS	AVG	LG	TD
Crittenden	24	460	19.2	36	0
Thompson	18	376	20.9	30	0
Croom	10	172	17.2	24	0
Burke	3	11	3.7	6	0
Thomas	3	40	13.3	16	0
T. Brown	1	14	14.0	14	0
DeOssie	1	14	14.0	14	0
Gash	1	9	9.0	9	0
Guyton	1	-1	-1.0	-1	0
Timpson	1	28	28.0	28	0
<b>Patriots</b>	<b>63</b>	<b>1123</b>	<b>17.8</b>	<b>36</b>	<b>0</b>
<b>Opponents</b>	<b>63</b>	<b>1375</b>	<b>21.8</b>	<b>80t</b>	<b>1</b>

**Sacks:** Slade 9.5, M. Jones 6.0, McGinest 4.5, A. Jones 4.0, Sabb, 3.5, Goad 3.0, Hurst 2.0, Reynolds 2.0, V. Brown 1.5, T. Barnett 1.0, Pitts 1.0, Agnew 0.5, Smith 0.5. Patriots 39.0, Opponents 22.0.

FIELD GOALS	1-19	20-29	30-39	40-49	50+
Bahr	0/0	14/14	9/12	4/8	0/0
O'Neill	0/0	0/0	0/0	0/1	0/0
<b>Patriots</b>	<b>0/0</b>	<b>14/14</b>	<b>9/12</b>	<b>4/9</b>	<b>0/0</b>
<b>Opponents</b>	<b>0/0</b>	<b>5/5</b>	<b>5/8</b>	<b>8/10</b>	<b>2/2</b>

**Bahr:** (-) (-) (43G, 24G, 28G, 35G) (20G, 28G, 21G) (48s, 32w, 33G) (24G) (40G) (48G) (20G, 39G) (38G, 39w, 23G) (44w, 39G, 48w, 38G, 23G) (22G, 37G, 25G, 42G) (33G) (36w) (33G, 20G) (29G, 22G, 46w).

**O'Neill:** (-) (-) (-) (-) (-) (-) (47s) (-) (-) (-) (-) (-) (-) (-) (-).

**Opponents:** (42G) (32G) (-) (27G) (27G) (-) (32w, 37G) (44G, 50G, 48G) (33G, 41G) (40G, 33G) (48s, 34G) (42w, 50G) (46G, 26G) (27G, 47G) (24G) (44G, 38G, 36w).

**Starters: Offense:** WR Vincent Brisby (11), Ray Crittenden (1); LT Bruce Armstrong (16); LG Bob Kratch (16); C Mike Arthur (11), Mike Gisle (5); RG Todd Rucci (10), Doug Skene (6); RT Pat Harlow (16); TE Ben Coates (16); WR Michael Timpson (14), R. Crittenden (1); QB Drew Bledsoe (16); RB Marion Butts (15), Leroy Thompson (1); FB Kevin Turner (9), Sam Gash (6); 2nd TE John Burke (6).

**Defense:** LE Mike Pitts (16); NT Tim Goad (13), Ray Agnew (3); RE Mike Jones (16); LOLB Dwayne Sabb (8), Willie McGinest (7); LILB Vincent Brown (16); RILB Todd Collins (7), David Bavaro (5); Marty Moore (4); ROLB Chris Slade (16); LCB Ricky Reynolds (10), Rod Smith (6); RCB Maurice Hurst (16); SS Harlon Barnett (16); FS Myron Guyton (16); 5th DB R. Smith (1).

**1994 Coaching Staff:** Maurice Carthon, Offensive Assistant, Romeo Crennel, Defensive Line, Al Groh, Defensive Coordinator/Linebackers, Fred Hoaglin, Offensive Line, Chris Palmer, Wide Receivers, Johnny Parker, Strength/Conditioning, Ray Perkins, Offensive Coordinator, Mike Pope, Running Backs, Dante Scarnechia, Special Assistant, Mike Sweatman, Special Teams, Bob Trott, Defensive Backs, Charlie Weis, Tight Ends.

**Pro Bowl (3):** T. Bruce Armstrong (3), QB Drew Bledsoe (1), TE Ben Coates (1).

PASSING	ATT	CMP	YARDS	CMP%	YDS/ATT	TD	TD%	INT	INT%	LG	SK/YDS	RATING
Bledsoe	691	400	4555	57.9	6.59	25	3.6	27	3.9	62t	22/139	73.6
Zolak	8	5	28	62.5	3.50	0	0.0	0	0.0	13	0/0	68.8
Patriots	699	405	4583	57.9	6.56	25	3.6	27	3.9	62t	22/139	73.5
Opponents	545	298	3737	54.7	6.86	21	3.9	22	4.0	65t	39/290	72.2

# 1995 FINAL STATISTICS (6-10)

Head Coach: Bill Parcells • Fourth in AFC East • Home Stadium: Foxboro Stadium

DATE	W/L SCORE	OPPONENT	ATTENDANCE
9/03	W 17-14	Cleveland	60,126
9/10	L 3-20	Miami	60,239
9/17	L 3-28	at San Francisco	66,179
9/24		BYE WEEK	
10/01	L 17-30	at Atlanta	47,114
10/08	L 3-37	Denver	60,074
10/15	L 26-31	at Kansas City	77,992
10/23	W 27-14	Buffalo	60,203
10/29	L 17-20	Carolina OT	60,064
11/05	W 20-7	at N.Y. Jets	61,462
11/12	W 34-17	at Miami	70,339
11/19	L 10-24	Indianapolis	59,544
11/26	W 35-25	at Buffalo	69,384
12/03	L 17-31	New Orleans	59,876
12/10	W 31-28	N.Y. Jets	46,617
12/16	L 27-41	at Pittsburgh	57,158
12/23	L 7-10	at Indianapolis	54,685

## Team Statistics

	PATS	OPP
<b>TOTAL FIRST DOWNS</b>	<b>335</b>	<b>308</b>
Rushing	106	106
Passing	207	181
Penalty	22	21
3rd Down: Made/Att.	99/260	80/215
3rd Down %	38.1	37.2
4th Down: Made/Att.	17/39	7/13
4th Down %	43.6	53.8
<b>POSSESSION AVG.</b>	<b>29:33</b>	<b>30:27</b>
<b>TOTAL NET YARDS</b>	<b>5457</b>	<b>5764</b>
Avg. Per Game	341.1	360.3
Total Plays	1187	1034
Avg. Per Play	4.6	5.6
<b>NET YARDS RUSHING</b>	<b>1866</b>	<b>1878</b>
Avg. Per Game	116.6	117.4
Total Rushes	474	448
<b>NET YARDS PASSING</b>	<b>3591</b>	<b>3886</b>
Avg. Per Game	224.4	242.9
Sacked/Yds Lost	27/198	37/221
Gross Yards	3,789	4,107
Att./Completions	686/351	549/342
Completion Pct.	51.2	62.3
Had Intercepted	16	15
<b>PUNTS/AVERAGE</b>	<b>79/39.2</b>	<b>86/38.8</b>
<b>NET PUNTING AVG.</b>	<b>79/39.2</b>	<b>86/32.0</b>
<b>PENALTIES/YARDS</b>	<b>84/676</b>	<b>104/816</b>
<b>FUMBLES/BALLS LOST</b>	<b>32/20</b>	<b>24/14</b>
<b>TOUCHDOWNS</b>	<b>32</b>	<b>44</b>
Rushing	16	12
Passing	14	29
Returns	2	3
<b>Score by Periods</b>	<b>1 2 3 4 OT</b>	<b>Total</b>
Patriots	49 84 59 102 0	294
Opponents	60 143 72 99 3	377
<b>SCORING</b>	<b>TD Ru Pa Rt PAT FG S TP</b>	
Bahr	0 0 0 0 27/27 23/33 0 96	
Martin	15 14 1 0 0 0 0 92	
Coates	6 6 0 0 0 0 0 36	
Brisby	3 0 3 0 0 0 0 18	
Meggett	2 2 0 0 0 0 0 16	
Graham	2 0 2 0 0 0 0 12	
T. Brown	1 0 0 1 0 0 0 6	
Gash	1 0 1 0 0 0 0 6	
W. Moore	1 0 1 0 0 0 0 6	
Slade	1 0 0 1 0 0 0 6	
Patriots	32 16 14 2 27/27 23/33 0 294	
Opponents	44 12 29 3 40/41 23/32 0 377	

2-Pt. Conversions: Meggett 2, Martin. Patriots 3-5, Opp. 2-3.

RUSHING	NO	YDS	AVG	LG	TD
Martin	368	1487	4.0	49	14
Meggett	60	250	4.2	25	2
Croom	13	54	4.2	12	0
Bledsoe	20	28	1.4	15	0
Gash	8	24	3.0	9	0
Zolak	4	19	4.8	12	0
Lee	1	4	4.0	4	0
<b>Patriots</b>	<b>474</b>	<b>1,866</b>	<b>3.9</b>	<b>49</b>	<b>16</b>
<b>Opponents</b>	<b>448</b>	<b>1,878</b>	<b>4.2</b>	<b>66</b>	<b>12</b>

RECEIVING	NO	YDS	AVG	LG	TD
Coates	84	915	10.9	35	6
Brisby	66	974	14.8	72	3
Meggett	52	334	6.4	19	0
W. Moore	43	502	11.7	33	1
Martin	30	261	8.7	27	1
Burke	26	242	9.3	30	1
T. Brown	14	159	11.4	31	0
Graham	10	156	15.6	37	2
Lee	8	107	13.4	33	0
Croom	1	8	8.0	8	0
Grant	1	4	4.0	4	0
Bledsoe	1	-9	-9.0	-9	0
<b>Patriots</b>	<b>351</b>	<b>3,789</b>	<b>10.8</b>	<b>72</b>	<b>14</b>
<b>Opponents</b>	<b>342</b>	<b>4,107</b>	<b>12.0</b>	<b>70</b>	<b>29</b>

INTERCEPTIONS	NO	YDS	AVG	LG	TD
V. Brown	4	1	0.3	1	0
Guyton	3	68	22.7	45	0
Law	3	47	15.7	38	0
Reynolds	3	6	2.0	4	0
Ray	1	21	21.0	21	0
Hurst	1	0	0.0	0	0
<b>Patriots</b>	<b>15</b>	<b>143</b>	<b>9.5</b>	<b>45</b>	<b>0</b>
<b>Opponents</b>	<b>16</b>	<b>161</b>	<b>10.1</b>	<b>69</b>	<b>1</b>

PUNTING	NO	YDS	AVG	NET YB	IN20	LG	BLK
O'Neill	41	1514	36.9	31.2	3	14	57
Wagner	37	1557	42.1	35.4	4	13	57
Bahr	1	29	29.0	9.0	1	0	29
<b>Patriots</b>	<b>79</b>	<b>3100</b>	<b>39.2</b>	<b>32.9</b>	<b>8</b>	<b>27</b>	<b>57</b>
<b>Opponents</b>	<b>86</b>	<b>3339</b>	<b>38.8</b>	<b>32.0</b>	<b>10</b>	<b>21</b>	<b>64</b>

PUNT RETURNS	NO	FC	YDS	AVG	LG	TD
Meggett	45	17	383	8.5	23	0
<b>Patriots</b>	<b>45</b>	<b>17</b>	<b>383</b>	<b>8.5</b>	<b>23</b>	<b>0</b>
<b>Opponents</b>	<b>40</b>	<b>11</b>	<b>342</b>	<b>8.6</b>	<b>42</b>	<b>0</b>

KICK RETURNS	NO	YDS	AVG	LG	TD
Meggett	38	964	25.4	62	0
T. Brown	31	672	21.7	38	0
Gisler	2	19	9.5	11	0
Lee	1	14	14.0	14	0
Frisch	1	8	8.0	8	0
Burke	1	7	7.0	7	0
Grant	1	7	7.0	7	0
<b>Patriots</b>	<b>75</b>	<b>1,691</b>	<b>22.5</b>	<b>62</b>	<b>0</b>
<b>Opponents</b>	<b>67</b>	<b>1,405</b>	<b>21.0</b>	<b>58</b>	<b>0</b>

**Sacks:** McGinest 11.0, V. Brown 4.0, Collons 4.0, Slade 4.0, M. Jones 3.0, Reynolds 2.5, Barnett 2.0, Lewis 1.5, White 1.5, A. Jones 1.0, Law 1.0, T. Roberts 1.0, Johnson 0.5. Patriots 37.0, Opponents 27.0

FIELD GOALS	1-19	20-29	30-39	40-49	50+
Bahr	1/2	12/12	3/7	5/7	2/5
<b>Patriots</b>	<b>1/2</b>	<b>12/12</b>	<b>3/7</b>	<b>5/7</b>	<b>2/5</b>
<b>Opponents</b>	<b>1/1</b>	<b>7/8</b>	<b>11/15</b>	<b>1/4</b>	<b>3/4</b>

**Bahr:** (21G, 21G, 28G), (29G), (34WR, 43G), (27G), (51G), (29G, 20G), (39G, 42B, 24G), (19S), (41G, 29G), (19G, 55G, 47G), (41G), (29G, 43G), (39G, 43WL), (31WR, 35WL, 30WL, 31G), (23G, 22G), (54S, 55S, 50S).

**Opponents:** (-), (22G, 54B, 19G), (-), (34G, 54G, 31G, 32G, 33G), (37G, 31G, 51G), (27G), (23G, 23G, 47WL), (38WR, 27G, 39WR, 29G), (-), (29WL, 36G), (36G), (51G, 48G), (24G), (33WR), (43WL, 32G, 32G), (44WL, 35WR, 30G).

**Starters: Offense:** WR Vincent Brisby (16); LT Bruce Armstrong (16); LG William Roberts (11), Bob Kratch (5); C David Wohlabaugh (11), Jeff Dellenbach (5); RG B. Kratch (11), Todd Rucci (5); RT Max Lane (16); TE Ben Coates (15), John Burke (1); WR Will Moore (13), Kevin Lee (2), Hason Graham (1); QB Drew Bledsoe (15), Scott Zolak (1); RB Curtis Martin (15), Corey Croom (1); FB Sam Gash (12), Robert Grant (1); 2nd TE J. Burke (3).

**Defense:** LE Tim Roberts (12), Ferric Collons (3); NT Reggie White (7), Bruce Walker (5), Mike Jones (3); RE Troy Barnett (15), F. Collons (1); LOLB Willie McGinest (16); LILB Vincent Brown (16); RILB Ted Johnson (12), Marty Moore (2), Bobby Abrams (1); ROLB Chris Slade (16); LCB Ricky Reynolds (16); RCB Maurice Hurst (10), Ty Law (6); SS Terry Ray (12), Myron Guyton (4); FS M. Guyton (10), T. Ray (4), Corwin Brown (2); 5th DB Vernon Lewis (2); 6th DB T. Law (1).

**1995 Coaching Staff:** Maurice Carthon, Offensive Assistant, Romeo Crennel, Defensive Line, Al Groh, Defensive Coordinator/Linebackers, Fred Hoaglin, Offensive Line, Chris Palmer, Wide Receivers, Johnny Parker, Strength/Conditioning, Ray Perkins, Offensive Coordinator, Mike Pope, Tight Ends, Dante Scarnecchia, Defensive Asst./LBs, Mike Sweatman, Special Teams, Bob Trott, Defensive Backs, Charlie Weis, Running Backs.

**Pro Bowl (3):** T. Bruce Armstrong (4), TE Ben Coates (2), RB Curtis Martin (1).

PASSING	ATT	CMP	YARDS	CMP%	YDS/ATT	TD	TD%	INT	INT%	LG	SK/YDS	RATING
Bledsoe	636	323	3507	50.8	5.51	13	2.0	16	2.5	47	23/170	63.7
Zolak	49	28	282	57.1	5.76	1	2.0	0	0.0	72	4/28	80.5
Meggett	1	0	0	0.0	0.00	0	0.0	0	0.0	0	0/0	39.6
<b>Patriots</b>	<b>686</b>	<b>351</b>	<b>3789</b>	<b>51.2</b>	<b>5.52</b>	<b>14</b>	<b>2.0</b>	<b>16</b>	<b>2.3</b>	<b>72</b>	<b>27/198</b>	<b>64.8</b>
<b>Opponents</b>	<b>549</b>	<b>342</b>	<b>4107</b>	<b>62.3</b>	<b>7.48</b>	<b>29</b>	<b>5.3</b>	<b>15</b>	<b>2.7</b>	<b>70</b>	<b>37/221</b>	<b>91.4</b>

# 1996 FINAL STATISTICS (11-5)

Head Coach: Bill Parcells • AFC East Division Champions • Home Stadium: Foxboro Stadium

DATE	W/L	SCORE	OPPONENT	ATTENDANCE
9/01	L	10-24	at Miami	71,542
9/08	L	10-17	at Buffalo	78,104
9/15	W	31-0	Arizona	58,118
9/22	W	28-25	Jacksonville OT	59,446
9/29			BYE WEEK	
10/06	W	46-38	at Baltimore	63,569
10/13	L	22-27	Washington	59,638
10/20	W	27-9	at Indianapolis	58,725
10/27	W	28-25	Buffalo	58,858
11/03	W	42-23	Miami	58,942
11/10	W	31-27	at N.Y. Jets	61,715
11/17	L	8-34	Denver	59,452
11/24	W	27-13	Indianapolis	58,226
12/01	W	45-7	at San Diego	59,209
12/08	W	34-10	N.Y. Jets	54,621
12/15	L	6-12	at Dallas	64,578
12/21	W	23-22	at N.Y. Giants	65,387
<b>AFC PLAYOFFS</b>				
1/05	W	28-3	Pittsburgh	60,188
1/12	W	20-6	Jacksonville	60,190
<b>SUPER BOWL XXXI (at New Orleans, La.)</b>				
1/26	L	21-35	Green Bay	72,301

## Team Statistics

	PATS	OPP				
<b>TOTAL FIRST DOWNS</b>	<b>339</b>	<b>305</b>				
Rushing	103	102				
Passing	206	178				
Penalty	30	25				
3rd Down: Made/Att	84/228	82/228				
3rd Down Pct.	36.8	36.0				
4th Down: Made/Att	19/34	12/22				
4th Down Pct.	55.9	54.5				
<b>POSSESSION AVG.</b>	<b>30:11</b>	<b>29:49</b>				
<b>TOTAL NET YARDS</b>	<b>5369</b>	<b>5305</b>				
Avg. Per Game	335.6	331.6				
Total Plays	1085	1063				
Avg. Per Play	4.9	5.0				
<b>NET YARDS RUSHING</b>	<b>1468</b>	<b>1502</b>				
Avg. Per Game	91.8	93.9				
Total Rushes	427	434				
<b>NET YARDS PASSING</b>	<b>3901</b>	<b>3803</b>				
Avg. Per Game	243.8	237.7				
Sacked/Yards Lost	30/190	33/252				
Gross Yards	4091	4055				
Att./Completions	628/374	596/322				
Completion Pct.	59.6	54.0				
Had Intercepted	15	23				
<b>PUNTS/AVERAGE</b>	<b>64/43.2</b>	<b>82/42.5</b>				
<b>NET PUNTING AVG.</b>	<b>64/35.8</b>	<b>82/33.6</b>				
<b>PENALTIES/YARDS</b>	<b>97/716</b>	<b>139/1189</b>				
<b>FUMBLES/BALL LOST</b>	<b>25/12</b>	<b>23/11</b>				
<b>TOUCHDOWNS</b>	<b>48</b>	<b>34</b>				
Rushing	15	14				
Passing	27	17				
Returns	6	3				
<b>Score by Periods</b>	<b>1</b>	<b>2</b>	<b>3</b>	<b>4</b>	<b>OT</b>	<b>Total</b>
Patriots	79	123	108	105	3	418
Opponents	59	105	75	74	4	313

SCORING	TD	Ru	Pa	Rt	Pat	FG	S	TP
Vinateri	0	0	0	0	39/42	27/35	0	120
Martin	17	14	3	0	0	0	0	104
Coates	9	0	9	0	0	0	0	56
Glenn	6	0	6	0	0	0	0	36
Jefferson	4	0	4	0	0	0	0	24
Byars LG	2	0	2	0	0	0	0	14
Byars TM	2	0	2	0	0	0	0	14
Gash	2	0	2	0	0	0	0	14
McGinest	2	0	2	0	0	0	0	12
Bartrum	1	0	1	0	0	0	0	6
C. Brown	1	0	0	1	0	0	0	6
Bruschi	1	0	0	1	0	0	0	6
Grier	1	1	0	0	0	0	0	6
Law	1	0	0	1	0	0	0	6
Mcgett	1	0	0	1	0	0	0	6
Patriots	48	15	27	6	39/42	27/35	1	418
Opponents	34	14	17	3	28/28	23/29	1	313

2-PT. Conversions: Byars, Coates, Gash, Martin, Team 4-6, Opponents 5-6

RUSHING	NO	YDS	AVG	LG	TD
Martin	316	1152	3.6	57	14
Mcgett	40	122	3.1	12	0
Grier	27	105	3.9	26	1
Glenn	5	42	8.4	26	0
Bledsoe	24	27	1.1	8	0
Gash	8	15	1.9	3	0
Jefferson	1	6	6.0	6	0
Byars LG	2	2	1.0	3	0
Byars TM	2	2	1.0	3	0
Zolak	4	-3	-7.0	0	0
<b>Patriots</b>	<b>427</b>	<b>1468</b>	<b>3.4</b>	<b>57</b>	<b>15</b>
<b>Opponents</b>	<b>434</b>	<b>1502</b>	<b>3.5</b>	<b>36</b>	<b>14</b>

RECEIVING	NO	YDS	AVG	LG	TD
Glenn	90	1132	12.6	37	6
Coates	62	682	11.0	84	9
Jefferson	50	771	15.4	42	4
Martin	46	333	7.2	41	3
Mcgett	33	292	8.8	26	0
Gash	33	276	8.4	28	2
Byars LG	32	289	9.0	27	2
Byars TM	27	249	9.2	27	2
T. Brown	21	222	10.6	38	0
Graham	5	64	12.8	23	0
W. Moore	3	37	12.3	16	0
Burke	1	19	19.0	19	0
Grier	1	8	8.0	8	0
Jells	1	5	5.0	5	0
Bartrum	1	1	1.0	1	1
<b>Patriots</b>	<b>374</b>	<b>4091</b>	<b>10.9</b>	<b>84</b>	<b>27</b>
<b>Opponents</b>	<b>322</b>	<b>4055</b>	<b>12.6</b>	<b>63</b>	<b>17</b>

INTERCEPTIONS	NO	YDS	AVG	LG	TD
Clay	4	50	12.5	35	0
Law	3	45	15.0	38	1
Smith LG	2	20	10.0	11	0
Smith TM	2	20	10.0	11	0
Hitchcock	2	14	7.0	14	0
Milloy	2	14	7.0	14	0
Henderson	2	7	3.5	7	0
Reynolds	2	7	3.5	7	0
McGinest	1	46	46.0	46	1
Ray	1	43	43.0	43	0
Collins	1	7	7.0	7	0
Slade	1	2	2.0	2	0
Johnson	1	0	0.0	0	0
Sabb	1	0	0.0	0	0
<b>Patriots</b>	<b>23</b>	<b>255</b>	<b>11.1</b>	<b>46</b>	<b>2</b>
<b>Opponents</b>	<b>15</b>	<b>191</b>	<b>12.7</b>	<b>60</b>	<b>1</b>

PUNTING	NO	YDS	AVG	NET	TB	INT	LG	BLK
Tupa	63	2739	43.5	36.0	7	14	62	0
Vinateri	1	27	27.0	27.0	0	1	27	0
<b>Patriots</b>	<b>64</b>	<b>2766</b>	<b>43.2</b>	<b>35.8</b>	<b>7</b>	<b>15</b>	<b>62</b>	<b>0</b>
<b>Opponents</b>	<b>82</b>	<b>3483</b>	<b>42.5</b>	<b>33.6</b>	<b>7</b>	<b>18</b>	<b>58</b>	<b>1</b>

PUNT RETURNS	NO	FC	YDS	AVG	LG	TD
Mcgett	52	9	588	11.3	60	1
<b>Patriots</b>	<b>52</b>	<b>9</b>	<b>588</b>	<b>11.3</b>	<b>60</b>	<b>1</b>
<b>Opponents</b>	<b>34</b>	<b>8</b>	<b>334</b>	<b>9.8</b>	<b>36</b>	<b>0</b>

KICK RETURNS	NO	YDS	AVG	LG	TD
Mcgett	34	781	23.0	54	0
T. Brown	29	634	21.9	51	0
Gisler	1	9	9.0	9	0
<b>Patriots</b>	<b>64</b>	<b>1424</b>	<b>22.3</b>	<b>54</b>	<b>0</b>
<b>Opponents</b>	<b>81</b>	<b>1683</b>	<b>20.8</b>	<b>70</b>	<b>0</b>

**Sacks:** McGinest 9.5, Slade 7.0, Bruschi 4.0, Sagapolutele 3.0, Jones 2.0, Eaton 1.0, Milloy 1.0, Ray 1.0, Smith 1.0, Wheeler 1.0, Wyman 1.0, Collons 0.5, McGruder 0.5, Sabb 0.5.  
**Patriots 33.0, Opponents 30.0**

FIELD GOALS	1-19	20-29	30-39	40-49	50+
Vinateri	1/1	9/10	8/8	8/14	1/2
<b>Patriots</b>	<b>1/1</b>	<b>9/10</b>	<b>8/8</b>	<b>8/14</b>	<b>1/2</b>
<b>Opponents</b>	<b>0/0</b>	<b>10/10</b>	<b>10/11</b>	<b>2/6</b>	<b>1/2</b>

**Vinateri:** (25G) (42G, 45N, 25N, 47B) (47N, 31G) (23G, 30G, 29G, 44N, 41G, 40G) (22G, 35G, 50G) (24G, 35G, 29G, 43N) (44G, 36G) (40G, 32G, 54N) ((30G) (40N) (26G, 22G) (47G) (19G, 41G) (21G, 30G) (40G)

**Opponents:** (34G) (33G, 37N) ((42N, 27G) ((21G, 48N, 24G) (21G, 35G, 38G) (33G) (45N, 39G) (48N, 26G, 32G) (52N, 28G, 47G) (42G, 50G) ((27G) (23G, 36G, 35G, 29G) (30G, 27G)

**Starters: Offense:** WR Shawn Jefferson (15), Dietrich Jells (1); LT Bruce Armstrong (16); LG William Roberts (16); C Dave Whelbaugh (16); RG Todd Rucci (12), Bob Kratch (4); RT Max Lane (16); TE Ben Coates (15), John Burke (1); WR Terry Glenn (15), Will Moore (1); QB Drew Bledsoe (16); RB Curtis Martin (15), David Meggett (1); FB Sam Gash (9), Keith Byars (1); 3rd TE K. Byars (4), J. Burke (1).

**Defense:** LE Mike Jones (7), Ferric Collons (4), Willie McGinest (3), Chris Slade (2); LDT Mark Wheeler (14), M. Jones (2); RDT Pio Sagapolutele (10), Devin Wyman (4), F. Collons (1), M. Wheeler (1); RE W. McGinest (13), Mike Jones (3); LLB Todd Collins (5), Monty Brown (4), C. Slade (4), Dwayne Sabb (2); MLB Ted Johnson (15); RLB D. Sabb (5), T. Collins (4), M. Brown (3), C. Slade (3); LCB Ty Law (12), Ricky Reynolds (4); RCB Jimmy Hitchcock (5), R. Reynolds (5), Otis Smith (5), Willie Clay (1); SS Terry Ray (7), Lawyer Milloy (8); FS W. Clay (15), L. Milloy (1).

**1996 Coaching Staff:** Bill Belichick, Assistant Head Coach/Secondary, Maurice Carthon, Running Backs, Romeo Crennel, Defensive Line, Al Groh, Defensive Coordinator/Linebackers, Fred Hoaglin, Offensive Line, Chris Palmer, Quarterbacks, Johnny Parker, Strength/Conditioning, Ray Perkins, Offensive Coordinator, Mike Pope, Tight Ends, Dante Scarneccia, Defensive Asst./LB's, Mike Sweatnam, Special Teams, Charlie Weis, Running Backs.

**Pro Bowl (6):** T. Bruce Armstrong (5), QB Drew Bledsoe (2), TE Ben Coates (3), RB Curtis Martin (2), RE Willie McGinest (1), KR David Meggett (1).

PASSING	ATT	CMP	YARDS	CMP%	YDS/ATT	TD	TD%	INT	INT%	LG	SK/YDS	RATING
Bledsoe	623	373	4086	59.9	6.56	27	4.3	15	2.4	84	30/190	83.7
Tupa	2	0	0	0.0	0.00	0	0.0	0	0.0	0	0/0	39.6
Grier	1	0	0	0.0	0.00	0	0.0	0	0.0	0	0/0	39.6
Mcgett	1	0	0	0.0	0.00	0	0.0	0	0.0	0	0/0	39.6
Zolak	1	1	5	100.0	5.00	0	0.0	0	0.0	5	0/0	87.5
<b>Patriots</b>	<b>628</b>	<b>374</b>	<b>4091</b>	<b>59.6</b>	<b>6.51</b>	<b>27</b>	<b>4.3</b>	<b>15</b>	<b>2.4</b>	<b>84</b>	<b>30/190</b>	<b>83.2</b>
<b>Opponents</b>	<b>596</b>	<b>322</b>	<b>4055</b>	<b>54.0</b>	<b>6.80</b>	<b>17</b>	<b>2.9</b>	<b>23</b>	<b>3.9</b>	<b>63</b>	<b>33/252</b>	<b>68.9</b>



# 1997 FINAL STATISTICS (10-6)

Head Coach: Pete Carroll • AFC East Division Champions • Home Stadium: Foxboro Stadium

DATE	W/L	SCORE	OPPONENT	ATTENDANCE
8/31	W	41-7	San Diego	60,190
9/07	W	31-6	at Indianapolis	53,632
9/14	W	27-24	N.Y. Jets OT	60,072
9/21	W	7-3	Chicago	59,873
9/28			BYE WEEK	
10/06	L	13-34	at Denver	75,821
10/12	W	33-6	Buffalo	59,802
10/19	L	19-24	at N.Y. Jets	71,061
10/27	L	10-28	Green Bay	59,972
11/02	L	18-23	at Minnesota	62,917
11/09	W	31-10	at Buffalo	65,783
11/16	L	7-27	at Tampa Bay	70,479
11/23	W	27-24	Miami	59,002
11/30	W	20-17	Indianapolis	58,507
12/07	W	26-20	at Jacksonville	73,446
12/13	L	21-24	Pittsburgh OT	60,013
12/22	W	14-12	at Miami	74,379
<b>AFC PLAYOFFS</b>				
12/28	W	17-3	Miami	60,041
1/03	L	6-7	at Pittsburgh	61,228

## Team Statistics

	PATS	OPP
<b>TOTAL FIRST DOWNS</b>	<b>267</b>	<b>322</b>
Rushing	71	114
Passing	173	183
Penalty	23	25
3rd Down: Made/Att	88/218	90/233
3rd Down Pct.	40.4	38.6
4th Down: Made/Att	3/13	16/30
4th Down Pct.	23.1	53.3
<b>POSSESSION AVG.</b>	<b>28:08</b>	<b>31:52</b>
<b>TOTAL NET YARDS</b>	<b>5014</b>	<b>5085</b>
Avg. Per Game	313.4	317.8
Total Plays	960	1100
Avg. Per Play	5.2	4.6
<b>NET YARDS RUSHING</b>	<b>1464</b>	<b>1616</b>
Avg. Per Game	91.5	101.0
Total Rushes	398	436
<b>NET YARDS PASSING</b>	<b>3550</b>	<b>3469</b>
Avg. Per Game	221.9	216.8
Sacked/Yards Lost	30/258	45/303
Gross Yards	3808	3772
Att./Completions	532/321	619/368
Completion Pct.	60.3	59.5
Had Intercepted	15	19
<b>PUNTS/AVERAGE</b>	<b>79/45.2</b>	<b>74/44.4</b>
<b>NET PUNTING AVG.</b>	<b>79/36.1</b>	<b>74/36.5</b>
<b>PENALTIES/YARDS</b>	<b>197/45</b>	<b>106/763</b>
<b>FUMBLES/BALL LOST</b>	<b>17/77</b>	<b>29/13</b>
<b>TOUCHDOWNS</b>	<b>42</b>	<b>33</b>
Rushing	6	16
Passing	31	14
Returns	5	3

Score by Periods	1	2	3	4	OT	Total		
Patriots	82	126	61	97	3	369		
Opponents	60	39	89	98	3	289		
SCORING	TD	Ru	Pa	Rt	PAT	FG	S	TP
Vinatieri	0	0	0	0	40/40	25/29	0	115
Coates	8	0	0	0			0	48
Brown	6	0	6	0			0	36
Martin	5	4	1	0			0	30
Byars	3	0	3	0			0	18
Gash	3	0	3	0			0	18
Purnell	3	0	3	0			0	18
Brisby	2	0	2	0			0	12
Glenn	2	0	2	0			0	12
Jefferson	2	0	2	0			0	12
Meggett	2	0	2	0			0	12
Clay	1	0	0	1			0	6
Cullors	1	0	0	1			0	6
Grier	1	1	0	0			0	6
Hitchcock	1	0	0	1			0	6
Slade	1	0	0	1			0	6
Whigham	1	0	0	1			0	6
Patriots	42	6	31	5	40/40	25/29	1	369
Opponents	33	16	14	3	29/29	20/29	0	289

2-Pt. Conversions: Team 0-2, Opponents 1-4

RUSHING	NO	YDS	AVG	LG	TD
Martin	274	1160	4.2	70t	4
Cullors	22	101	4.6	24	0
Grier	33	75	2.3	12	1
Meggett	20	60	3.0	10	1
Bledsoe	28	55	2.0	8	0
Byars	11	24	2.2	5	0
Gash	6	10	1.7	4	0
Zolak	3	-3	-1.0	-1	0
Brown	1	-18	-18.0	-18	0
<b>Patriots</b>	<b>398</b>	<b>1464</b>	<b>3.7</b>	<b>70t</b>	<b>6</b>
<b>Opponents</b>	<b>436</b>	<b>1616</b>	<b>3.7</b>	<b>34</b>	<b>16</b>

RECEIVING	NO	YDS	AVG	LG	TD
Coates	66	737	11.2	35	8
Jefferson	54	841	15.6	76	2
Brown	41	607	14.8	67	6
Martin	41	296	7.2	22	1
Glenn	27	431	16.0	50	2
Brisby	23	276	12.0	31	2
Gash	22	154	7.0	19	3
Byars	20	189	9.5	51	3
Meggett	19	203	10.7	49t	1
Purnell	5	57	11.4	20t	3
Cullors	2	8	4.0	6	0
Jells	1	9	9.0	9	0
<b>Patriots</b>	<b>321</b>	<b>3808</b>	<b>11.9</b>	<b>76</b>	<b>31</b>
<b>Opponents</b>	<b>368</b>	<b>3772</b>	<b>10.3</b>	<b>51</b>	<b>34</b>

INTERCEPTIONS	NO	YDS	AVG	LG	TD
Clay	6	109	18.2	53t	1
Law	3	70	23.3	40	0
Milloy	3	15	5.0	15	0
Hitchcock	2	104	52.0	100t	1
Whigham	2	60	30.0	60t	1
Moore	2	7	3.5	7	0
Slade	1	1	1.0	1t	1
<b>Patriots</b>	<b>19</b>	<b>366</b>	<b>19.3</b>	<b>100t</b>	<b>4</b>
<b>Opponents</b>	<b>15</b>	<b>213</b>	<b>14.2</b>	<b>45</b>	<b>2</b>

PUNTING	NO	YDS	AVG	NET TB	IN20	LG	BLK
Tupa	78	3569	45.8	36.1	14	24	73
<b>Patriots</b>	<b>78</b>	<b>3569</b>	<b>45.8</b>	<b>36.1</b>	<b>14</b>	<b>24</b>	<b>73</b>
<b>Opponents</b>	<b>74</b>	<b>3288</b>	<b>44.4</b>	<b>36.5</b>	<b>6</b>	<b>17</b>	<b>66</b>

PUNT RETURNS	NO	FC	YDS	AVG	LG	TD
Meggett	45	8	467	10.4	47	0
<b>Patriots</b>	<b>45</b>	<b>8</b>	<b>467</b>	<b>10.4</b>	<b>47</b>	<b>0</b>
<b>Opponents</b>	<b>38</b>	<b>11</b>	<b>437</b>	<b>11.5</b>	<b>26</b>	<b>0</b>

KICK RETURNS	NO	YDS	AVG	LG	TD
Meggett	33	816	24.7	61	0
Cullors	15	386	25.7	86t	1
Canty	4	115	28.8	63	0
Coates	1	20	20.0	20	0
<b>Patriots</b>	<b>53</b>	<b>1337</b>	<b>26.2</b>	<b>86t</b>	<b>1</b>
<b>Opponents</b>	<b>75</b>	<b>1651</b>	<b>22.0</b>	<b>92t</b>	<b>1</b>

**Sacks:** Slade 9.0, Thomas 7.0, Bruschi 4.0, Johnson 4.0, Jones 4.0, Wheeler 4.0, Canty 2.0, McGinest 2.0, Whigham 2.0, Collins 1.5, Eaton 1.0, Israel 1.0, McGruder 1.0, Law 0.5; **Patriots 45.0, Opponents 30.0.**

**FIELD GOALS** 1-19 20-29 30-39 40-49 50+  
 Vinatieri 0/0 11/11 7/9 6/8 1/1  
**Team** 0/0 11/11 7/9 6/8 1/1  
**Opponents** 0/0 7/8 7/10 5/8 1/3

**Vinatieri:** (21G, 26G) (21G) (33G,34G) (27G) (26G,49G) (20G,23G,41G,52G) (24G) (38G) (22G,25G) (42G,42N, 45N) ( ) (36G,27G,30N) (32G,48G) (44G,41G, 33G,39G,32N) ( ) ( )

**Opponents:** ( ) (45G,38G) (27G,29B) (38G) (21G,48N,33G) (34N) (35N,35G,68N,36N) ( ) (24G,23G,41G) (23G) (44G,44G) (25G) (24G,42N) (44N) (36G,34G,31G) (50G,41G,51N)

**Starters: Offense:** WR Shawn Jefferson (14); LT Bruce Armstrong (16); LG Max Lane (15); Heath Irwin (1); C Dave Wohlbaugh (14), Mike Gisler (2); RG Todd Rucci (16); RT Zefross Moss (15); M. Lane (1); TE Ben Coates (16); QB Drew Bledsoe (16); RB Curtis Martin (13), David Meggett (2), Derrick Cullors (1); FB Keith Byars (8), Sam Gash (5); 3rd WR Vincent Brisby (3); 2nd TE Lovett Purnell (2).

**Defense:** LE Chris Sullivan (7), Ferric Collons (5), Mike Jones (4); LDT Mark Wheeler (14), Chad Eaton (1), M. Jones (1); RDT Henry Thomas (16); RE Willie McGinest (11), C. Sullivan (3), M. Jones (2); LLB Chris Slade (16); MLB Ted Johnson (16); RLB Todd Collins (15); Tedy Bruschi (1); LCB Ty Law (16); RCB Jimmy Hitchcock (15), Chris Canty (1); SS Lawyer Milloy (16); FS Willie Clay (16).

**1997 Coaching Staff:** Paul Boudreau, Offensive Line, Jeff Davidson, Tight Ends, Ray Hamilton, Defensive Line, Larry Kennan, Offensive Coordinator, Ron Lynn, Defensive Backs, Johnny Parker, Strength/ Conditioning, Andre Patterson, Defensive Assistant, Bo Pelini, Linebackers, Dante Scarnecchia, Special Teams, Steve Sidwell, Defensive Coordinator, Carl Smith, Asst. Head Coach/Quarterbacks, Steve Walters, Wide Receivers, Kirby Wilson, Running Backs.

**Pro Bowl (5):** T Bruce Armstrong (6), QB Drew Bledsoe (3), TE Ben Coates (4), LB Chris Slade (1), SpT Larry Whigham (1).

PASSING	ATT	CMP	YARDS	CMP%	YDS/ATT	TD	TD%	INT	INT%	LG	SK/YDS	RATING
Bledsoe	522	314	3706	60.2	7.10	28	5.4	15	2.9	76	30/258	87.7
Zolak	9	6	67	66.7	7.44	2	22.2	0	0.0	20t	0/0	128.2
Meggett	1	1	35	100.0	35.0	1	100.0	0	0.0	35t	0/0	158.3
<b>Patriots</b>	<b>532</b>	<b>321</b>	<b>3808</b>	<b>60.3</b>	<b>7.16</b>	<b>31</b>	<b>5.8</b>	<b>15</b>	<b>2.8</b>	<b>76</b>	<b>30/258</b>	<b>89.9</b>
<b>Opponents</b>	<b>619</b>	<b>368</b>	<b>3772</b>	<b>59.5</b>	<b>6.09</b>	<b>14</b>	<b>2.3</b>	<b>19</b>	<b>3.1</b>	<b>51</b>	<b>45/303</b>	<b>71.8</b>

# 1998 FINAL STATISTICS (9-7)

Head Coach: Pete Carroll • Fourth in AFC East (Wild Card Playoff Qualifier) • Home Stadium: Foxboro Stadium

DATE	W/L	SCORE	OPPONENT	ATTENDANCE
9/07	L	21-27	at Denver	74,745
9/13	W	29-6	Indianapolis	60,068
9/20	W	27-16	Tennessee	59,973
9/27			BYE WEEK	
10/04	W	30-27	at New Orleans	56,172
10/11	W	40-10	Kansas City	59,749
10/19	L	14-24	N.Y. Jets	60,062
10/25	L	9-12	at Miami OT	73,973
11/01	W	21-16	at Indianapolis	58,056
11/08	L	10-41	Atlanta	59,790
11/15	L	10-13	at Buffalo	72,020
11/23	W	26-23	Miami	58,729
11/29	W	25-21	Buffalo	58,304
12/06	W	23-9	at Pittsburgh	58,632
12/13	L	18-32	at St. Louis	48,946
12/20	W	24-21	San Francisco	59,153
12/27	L	10-31	at N.Y. Jets	74,302
<b>AFC PLAYOFFS</b>				
1/03	L	10-25	at Jacksonville	72,559

## Team Statistics

	PATS	OPP
<b>TOTAL FIRST DOWNS</b>	<b>281</b>	<b>305</b>
Rushing	68	76
Passing	184	208
Penalty	29	21
3rd Down: Made/Att	90/237	98/230
3rd Down Pct.	38.0	42.6
4th Down: Made/Att	10/21	4/14
4th Down Pct.	47.6	28.6
<b>POSSESSION AVG.</b>	<b>28:34</b>	<b>31:26</b>
<b>TOTAL NET YARDS</b>	<b>5140</b>	<b>5182</b>
Avg. Per Game	321.3	323.9
Total Plays	999	1053
Avg. Per Play	5.1	4.9
<b>NET YARDS RUSHING</b>	<b>1480</b>	<b>1547</b>
Avg. Per Game	92.5	96.7
Total Rushes	403	447
<b>NET YARDS PASSING</b>	<b>3660</b>	<b>3635</b>
Avg. Per Game	228.8	227.2
Sacked/Yards Lost	40/344	36/222
Gross Yards	4004	3857
Att./Completions	556/295	570/336
Completion Pct.	53.1	58.9
Had Intercepted	17	24
<b>PUNTS/AVERAGE</b>	<b>74/44.5</b>	<b>73/42.5</b>
<b>NET PUNTING AVG.</b>	<b>74/35.4</b>	<b>73/34.9</b>
<b>PENALTIES/YARDS</b>	<b>108/853</b>	<b>104/787</b>
<b>FUMBLES/BALL LOST</b>	<b>20/7</b>	<b>16/7</b>
<b>TOUCHDOWNS</b>	<b>35</b>	<b>36</b>
Rushing	9	8
Passing	23	26
Returns	3	2

Score by Periods	1	2	3	4	OT	Total
Patriots	60	116	62	99	0	337
Opponents	64	111	67	84	3	329

SCORING	TD	Ru	Pa	Rt	PAT	FG	S	TP
Vinatieri	0	0	0	0	32/32	31/39	0	127
Edwards	12	9	3	0	0	0	72	0
Coates	6	6	0	0	0	0	36	0
Glenn	3	0	3	0	0	0	18	0
Simmons	3	0	3	0	0	0	18	0
Brisby	2	0	2	0	0	0	12	0
Jefferson	2	0	2	0	0	0	12	0
Purnell	2	0	2	0	0	0	12	0
Brown	1	0	1	0	0	0	6	0
Cullors	1	0	1	0	0	0	6	0
Law	1	0	0	1	0	0	6	0
Milloy	1	0	0	1	0	0	6	0
Thomas	1	0	0	1	0	0	6	0
Patriots	35	9	23	3	32/32	31/39	0	337
Opponents	36	8	26	2	30/30	27/32	0	329

2-Pt. Conversions: Patriots 1-3, Opponents 1-6

RUSHING	NO	YDS	AVG	LG	TD
Edwards	291	1115	3.8	53	9
Shaw	48	236	4.9	71	0
Cullors	18	48	2.7	15	0
Bledsoe	28	44	1.6	10	0
Floyd	6	22	3.7	10	0
Jefferson	1	15	15.0	15	0
Carter	2	3	1.5	3	0
Zolak	5	0	0.0	4	0
Glenn	2	-1	-0.5	7	0
Tupa	2	-2	-1.0	-1	0
<b>Patriots</b>	<b>403</b>	<b>1480</b>	<b>3.7</b>	<b>71</b>	<b>9</b>
<b>Opponents</b>	<b>447</b>	<b>1547</b>	<b>3.5</b>	<b>34</b>	<b>8</b>

RECEIVING	No	Yds	Avg	LG	TD
Coates	67	668	10.0	33	6
Glenn	50	792	15.8	86	3
Edwards	35	331	9.5	46	3
Jefferson	34	771	22.7	61	2
Simmons	23	474	20.6	63	3
Brown	23	346	15.0	52	1
Carter	18	166	9.2	49	0
Cullors	14	146	10.4	43	1
Purnell	12	92	7.7	22	2
Brisby	7	96	13.7	27	2
Shaw	6	30	5.0	11	0
Ellard	5	86	17.2	19	0
Floyd	1	6	6.0	6	0
<b>Patriots</b>	<b>295</b>	<b>4004</b>	<b>13.6</b>	<b>86</b>	<b>23</b>
<b>Opponents</b>	<b>336</b>	<b>3857</b>	<b>11.5</b>	<b>84</b>	<b>26</b>

INTERCEPTIONS	NO	YDS	AVG	LG	TD
Law	9	133	14.8	59	1
Milloy	6	54	9.0	30	1
Clay	3	19	6.3	19	0
Israel	3	13	4.3	12	0
Thomas	1	24	24.0	24	1
Canty	1	12	12.0	12	0
Whigham	1	0	0.0	0	0
<b>Patriots</b>	<b>24</b>	<b>255</b>	<b>10.6</b>	<b>59</b>	<b>3</b>
<b>Opponents</b>	<b>17</b>	<b>197</b>	<b>11.6</b>	<b>36</b>	<b>0</b>

PUNTING	NO	YDS	AVG	NET TB	IN20	LG	BLK
Tupa	74	3294	44.5	35.4	9	13	64
<b>Patriots</b>	<b>74</b>	<b>3294</b>	<b>44.5</b>	<b>35.4</b>	<b>9</b>	<b>13</b>	<b>64</b>
<b>Opponents</b>	<b>73</b>	<b>3100</b>	<b>42.5</b>	<b>34.9</b>	<b>8</b>	<b>20</b>	<b>58</b>

PUNT RETURNS	NO	FC	YDS	AVG	LG	TD
Brown	17	8	225	13.2	39	0
Canty	16	7	170	10.6	36	0
Clay	0	2	0	-	-	0
<b>Patriots</b>	<b>33</b>	<b>17</b>	<b>395</b>	<b>12.0</b>	<b>39</b>	<b>0</b>
<b>Opponents</b>	<b>43</b>	<b>8</b>	<b>493</b>	<b>11.5</b>	<b>76</b>	<b>0</b>

KICK RETURNS	NO	YDS	AVG	LG	TD
Cullors	45	1085	24.1	68	0
Canty	11	198	18.0	29	0
Sullivan	2	14	7.0	9	0
Bruschi	1	4	4.0	4	0
Eaton	1	13	13.0	13	0
Shaw	1	16	16.0	16	0
Whigham	1	0	0.0	0	0
<b>Patriots</b>	<b>62</b>	<b>1330</b>	<b>21.5</b>	<b>68</b>	<b>0</b>
<b>Opponents</b>	<b>71</b>	<b>1335</b>	<b>18.8</b>	<b>37</b>	<b>0</b>

**Sacks:** Thomas 6.5, Eaton 6.0, Slade 4.0, McGinest 3.5, Spires 3.0, Bruschi 2.0, Israel 2.0, Johnson 2.0, Mitchell 2.0, Sullivan 2.0, Canty 1.0, C. Carter 1.0, Milloy 1.0; Patriots 36.0, Opponents 40.0.

FIELD GOALS	1-19	20-29	30-39	40-49	50+
Vinatieri	3/3	8/8	9/14	9/12	2/2
<b>Patriots</b>	<b>3/3</b>	<b>8/8</b>	<b>9/14</b>	<b>9/12</b>	<b>2/2</b>
<b>Opponents</b>	<b>0/0</b>	<b>9/9</b>	<b>8/11</b>	<b>8/10</b>	<b>2/2</b>

**Vinatieri:** (39N, 37B) (196,23G,52G, 42N) (43G,41G) (34G,49G,27G) (32G, 38G,27G,20G) ( ) (45N,41G,30G,36G) ( ) (40G) (39N,38G,39N) (25G,44G,45G, 24G) (44G,47N) (21G,29G,35G) (37G, 41G,55G,17G) (32N,35G) (19G).

**Opponents:** (53G,42G) ( ) (34G,26G, 45G) (21G,37G) (33G) (38B,23G) (48G, 38G,25G, 43G) (50G) (47B,40G,32G) (31G,20G,40N) (21G) (35N,34G,26G, 22G) (49G, 26G, 43G) (48G) (31B) (36G).

**Starters: Offense:** WR Shawn Jefferson (16); LT Bruce Armstrong (16); LG Max Lane (9), Damon Denson (4), Heath Irwin (3), C Dave Wohlabaugh (16); RG Todd Rucci (16); RT Zefross Moss (14), M. Lane (2); TE Ben Coates (14), Lovett Purnell (2); WR Terry Glenn (9), Tony Simmons (6), Vincent Brisby (1); QB Drew Bledsoe (14), Scott Zolak (2); RB Robert Edwards (15), Harold Shaw (1); FB Tony Carter (7), Chris Floyd (2); 3rd TE Rod Rutledge (4), L. Purnell (3).

**Defense:** DE Ferric Collons (13), Chris Sullivan (3); NT Chad Eaton (14), Mark Wheeler (1), Henry Thomas (1); DT H. Thomas (14), C. Sullivan (1), M. Wheeler (1); Elephant Willie McGinest (8), C. Sullivan (6), Brandon Mitchell (1), Greg Spires (1); SLB Chris Slade (15), Vernon Crawford (1); MLB Ted Johnson (13), Marty Moore (2), Todd Collins (1); WLB T. Collins (9), Tedy Bruschi (7); LCB Ty Law (16); RCB Chris Canty (9), Steve Israel (7); SS Lawyer Milloy (16); FS Willie Clay (16).

**1998 Coaching Staff:** Paul Boudreau, Offensive Line, Jeff Davidson, Asst. Offensive Line, Ray Hamilton, Defensive Line, Ron Lynn, Defensive Backs, Johnny Parker, Strength/Conditioning, Bo Pellini, Linebackers, Jack Reilly, Quarterbacks, Dante Scarnecchia, Special Teams, Steve Sidwell, Defensive Coordinator, Carl Smith, Tight Ends, DeWayne Walker, Defensive Assistant - Secondary, Steve Walters, Wide Receivers, Kirby Wilson, Running Backs, Ernie Zampese, Offensive Coordinator.

**Pro Bowl (3):** TE Ben Coates (5), CB Ty Law (1), SS Lawyer Milloy (1).

PASSING	ATT	CMP	YARDS	CMP%	YDS/ATT	TD	TD%	INT	INT%	LG	SK/YDS	RATING
Bledsoe	481	263	3633	54.7	7.55	20	4.2	14	2.9	86	36/295	80.9
Zolak	75	32	371	42.7	4.95	3	4.0	3	4.0	61	4/49	54.9
<b>Patriots</b>	<b>556</b>	<b>295</b>	<b>4004</b>	<b>53.1</b>	<b>7.20</b>	<b>23</b>	<b>4.1</b>	<b>17</b>	<b>3.1</b>	<b>86</b>	<b>40/344</b>	<b>77.4</b>
<b>Opponents</b>	<b>570</b>	<b>336</b>	<b>3857</b>	<b>58.9</b>	<b>6.77</b>	<b>26</b>	<b>4.6</b>	<b>24</b>	<b>4.2</b>	<b>84</b>	<b>36/222</b>	<b>77.1</b>

# 1999 FINAL STATISTICS (8-8)

Head Coach: Pete Carroll • Tied for Fourth in AFC East • Home Stadium: Foxboro Stadium

DATE	W/L	SCORE	OPPONENT	ATTENDANCE
9/12	W	30-28	at N.Y. Jets	78,227
9/19	W	31-28	Indianapolis	59,640
9/26	W	16-14	N.Y. Giants	59,169
10/03	W	19-7	at Cleveland	72,368
10/10	L	14-16	at Kansas City	78,636
10/17	L	30-31	Miami	60,006
10/24	W	24-23	Denver	60,011
10/31	W	27-3	at Arizona	55,830
11/07			BYE WEEK	
11/15	L	17-24	N.Y. Jets	59,077
11/21	L	17-27	at Miami	74,295
11/28	L	7-17	at Buffalo	72,111
12/05	W	13-6	Dallas	58,444
12/12	L	15-20	at Indianapolis	56,975
12/19	L	9-24	at Philadelphia	65,475
12/26	L	10-13	Buffalo OT	55,014
1/02	W	20-3	Baltimore	50,263

## Team Statistics

	PATS	OPP
<b>TOTAL FIRST DOWNS</b>	<b>280</b>	<b>281</b>
Rushing	72	106
Passing	184	154
Penalty	24	21
3rd Down: Made/Att	79/223	81/231
3rd Down Pct.	35.4	35.1
4th Down: Made/Att	4/13	5/18
4th Down Pct.	30.8	27.8
<b>POSSESSION AVG.</b>	<b>28:49</b>	<b>31:11</b>
<b>TOTAL NET YARDS</b>	<b>5062</b>	<b>4808</b>
Avg. Per Game	316.4	300.5
Total Plays	1021	1048
Avg. Per Play	5.0	4.6
<b>NET YARDS RUSHING</b>	<b>1426</b>	<b>1795</b>
Avg. Per Game	89.1	112.2
Total Rushes	425	486
<b>NET YARDS PASSING</b>	<b>3636</b>	<b>3013</b>
Avg. Per Game	227.3	188.3
Sacked/Yards Lost	56/349	42/268
Gross Yards	3985	3281
Att./Completions	540/305	520/293
Completion Pct.	56.5	56.3
Had Intercepted	21	16
<b>PUNTS/AVERAGE</b>	<b>90/41.5</b>	<b>95/41.2</b>
<b>NET PUNTING AVG.</b>	<b>90/34.6</b>	<b>95/33.7</b>
<b>PENALTIES/YARDS</b>	<b>95/812</b>	<b>102/775</b>
<b>FUMBLES/BALL LOST</b>	<b>27/12</b>	<b>29/15</b>
<b>TOUCHDOWNS</b>	<b>32</b>	<b>30</b>
Rushing	9	6
Passing	19	23
Returns	4	1

Score by Periods	1	2	3	4	OT	Total
Patriots	61	84	67	87	0	299
Opponents	70	101	56	54	3	284

SCORING	TD	Ru	Pa	Rt	PAT	FG	S	TP
Vinatieri	0	0	1	0	29/30	26/33	0	107
Allen	9	8	1	0	0	0	54	0
Jefferson	6	0	6	0	0	0	36	0
Glenn	4	0	4	0	0	0	24	0
Coates	2	0	2	0	0	0	12	0
Faulk	2	1	1	0	0	0	12	0
Simmons	2	0	2	0	0	0	12	0
Bartrum	1	0	1	0	0	0	6	0
Brown	1	0	1	0	0	0	6	0
Eaton	1	0	0	1	0	0	6	0
Katzenmoyer	1	0	0	1	0	0	6	0
Law	1	0	0	1	0	0	6	0
McGinest	1	0	0	1	0	0	6	0
Warren	1	0	1	0	0	0	6	0
Patriots	32	9	19	4	29/30	26/33	0	299
Opponents	30	6	23	1	27/27	25/30	1	284

2-Pt. Conversions: Team 0-2, Opponents 0-3

RUSHING	NO	YDS	AVG	LG	TD
Allen	254	896	3.5	39	8
Faulk	67	227	3.4	43	1
Warren	35	120	3.4	18	0
Bledsoe	42	101	2.4	25	0
T. Carter	6	26	4.3	9	0
Shaw	9	23	2.6	12	0
L. Johnson	2	13	6.5	13	0
Floyd	6	12	2.0	6	0
Ellison	2	10	5.0	8	0
C. Carter	0	0	---	---	0
Friesz	2	-2	-1.0	-1	0
<b>Patriots</b>	<b>425</b>	<b>1426</b>	<b>3.4</b>	<b>43</b>	<b>9</b>
<b>Opponents</b>	<b>486</b>	<b>1795</b>	<b>3.7</b>	<b>60</b>	<b>6</b>

RECEIVING	NO	YDS	AVG	LG	TD
Glenn	69	1147	16.6	67	4
Jefferson	40	698	17.5	68	6
Brown	36	471	13.1	37	1
Coates	32	370	11.6	27	2
Warren	29	262	9.0	21	1
T. Carter	20	108	5.4	20	0
Simmons	19	276	14.5	58	2
Brisby	18	266	14.8	40	0
Allen	14	125	8.9	38	1
Faulk	12	98	8.2	19	1
Rutledge	7	66	9.4	13	0
Ellison	4	50	12.5	23	0
Shaw	2	31	15.5	29	0
Floyd	2	16	8.0	11	0
Bartrum	1	1	1.0	1	0
<b>Patriots</b>	<b>305</b>	<b>3985</b>	<b>13.1</b>	<b>68</b>	<b>19</b>
<b>Opponents</b>	<b>293</b>	<b>3281</b>	<b>11.2</b>	<b>69</b>	<b>23</b>

INTERCEPTIONS	NO	YDS	AVG	LG	TD
Millroy	4	17	4.3	17	0
Servanga	3	2	0.7	2	0
C. Carter	3	13	4.3	8	0
Law	2	20	10.0	27	1
Katzenmoyer	1	57	57.0	57	1
Bruschi	1	1	1.0	1	0
Israel	1	0	0.0	0	0
Slade	1	0	0.0	0	0
<b>Patriots</b>	<b>16</b>	<b>110</b>	<b>6.9</b>	<b>57</b>	<b>2</b>
<b>Opponents</b>	<b>21</b>	<b>299</b>	<b>14.2</b>	<b>84</b>	<b>1</b>

PUNTING	NO	YDS	AVG	NET TB	IN20	LG	BLK	
L. Johnson	90	3735	41.5	34.6	14	23	58	0
<b>Patriots</b>	<b>90</b>	<b>3735</b>	<b>41.5</b>	<b>34.6</b>	<b>14</b>	<b>23</b>	<b>58</b>	<b>0</b>
<b>Opponents</b>	<b>95</b>	<b>3914</b>	<b>41.2</b>	<b>33.7</b>	<b>11</b>	<b>20</b>	<b>65</b>	<b>1</b>

PUNT RETURNS	NO	FC	YDS	AVG	LG	TD
Brown	38	13	405	10.7	52	0
Faulk	10	4	90	9.0	20	0
<b>Patriots</b>	<b>48</b>	<b>17</b>	<b>495</b>	<b>10.3</b>	<b>52</b>	<b>0</b>
<b>Opponents</b>	<b>36</b>	<b>20</b>	<b>345</b>	<b>9.6</b>	<b>45</b>	<b>0</b>

KICK RETURNS	NO	YDS	AVG	LG	TD
Faulk	39	943	24.2	95	0
Brown	8	271	33.9	54	0
Simmons	6	132	22.0	29	0
Jones	5	113	22.6	28	0
Warren	2	25	12.5	16	0
Ellison	1	13	13.0	13	0
Sullivan	1	1	1.0	1	0
<b>Patriots</b>	<b>62</b>	<b>1498</b>	<b>24.2</b>	<b>95</b>	<b>0</b>
<b>Opponents</b>	<b>64</b>	<b>1441</b>	<b>22.5</b>	<b>58</b>	<b>0</b>

**Sacks:** McGinest 9.0, Slade 4.5, Katzenmoyer 3.5, Eaton 3.0, Mitchell 3.0, Thomas 3.0, Whigham 3.0, Bruschi 2.0, Collons 2.0, T. Johnson 2.0, Milloy 2.0, C. Carter 1.0, Israel 1.0, Servanga 1.0, Sullivan 1.0, Law 0.5, Spires 0.5, Team 42.0, Opponents 56.0

FIELD GOALS	1-19	20-29	30-39	40-49	50+
Vinatieri	1/1	14/14	5/7	5/9	1/2
<b>Patriots</b>	<b>1/1</b>	<b>14/14</b>	<b>5/7</b>	<b>5/9</b>	<b>1/2</b>
<b>Opponents</b>	<b>2/2</b>	<b>11/11</b>	<b>5/6</b>	<b>6/8</b>	<b>1/3</b>

**Vinatieri:** (33G, 21G, 23G) (26G) (38G, 19G, 41G) (22G, 21G, 42N) (48N, 32N) (41G, 39G, 34G) (28G) (1) (22G) (27G) (1) (41G, 23G) (28G, 28G, 26G) (23G, 43G, 56N, 46G) (44N, 38G, 33N, 44N) (25G, 51G)

**Opponents:** (1) (1) (41N) (38N) (22G, 41G, 23G) (20G, 33G, 45G, 45G, 41G, 53G) (40G, 28G, 30G, 59N) (24G) (26G) (19G, 23G) (28G) (20G, 43N, 34G) (28G, 31G) (43G, 51N) (39G, 23G) (19G)

**Starters: Offense:** WR Shawn Jefferson (16); LT Bruce Armstrong (16); LG Heath Irwin (13), Max Lane (3); C Damien Woody (16); RG Todd Rucci (14); M. Lane (2); RT Zefross Moss (13), M. Lane (2), Ed Ellis (1); TE Ben Coates (15), Rod Rutledge (1); WR Terry Glenn (13), Vincent Brisby (1), Troy Brown (1) Tony Simmons (1), QB Drew Bledsoe (16); RB Terry Allen (13), Kevin Faulk (2), Lamont Warren (1); FB Tony Carter (14); 3rd TE R. Rutledge (1); 2nd RB L. Warren (1).

**Defense:** DE Brandon Mitchell (16); NT Chad Eaton (16); DT Henry Thomas (16); Elephant Willie McGinest (16); SLB Chris Slade (16); MLB Andy Katzenmoyer (11), Ted Johnson (5); WLB Tedy Bruschi (14), Marty Moore (2); LCB Ty Law (13), Kato Servanga (3); RCB Steve Israel (13), Tebucky Jones (2), Terry Billups (1); SS Lawyer Milloy (16); FS Chris Carter (15), Tony George (1).

**1999 Coaching Staff:** Jeff Davidson, Asst. Offensive Line, Ivan Fears, Wide Receivers, Ray Hamilton, Defensive Line, Ron Lynn, Defensive Backs, Johnny Parker, Strength/Conditioning, Bo Pelini, Linebackers, Jack Reilly, Quarterbacks, Dante Scarnecchia, Offensive Line, Brad Seely, Special Teams, Steve Sidwell, Defensive Coordinator, Carl Smith, Tight Ends, DeWayne Walker, Defensive Assistant - Secondary, Kirby Wilson, Running Backs, Ernie Zampese, Offensive Coordinator.

**Pro Bowl (2):** WR Terry Glenn (1), SS Lawyer Milloy (2).

PASSING	ATT	CMP	YARDS	CMP%	YDS/ATT	TD	TD%	INT	INT%	LG	SK/YDS	RATING
Bledsoe	539	305	3985	56.6	7.39	19	3.5	21	3.9	68	55/342	75.6
Brown	1	0	0	0.0	0.00	0	0.0	0	0.0	0	0/0	39.6
Warren	0	0	0	---	---	0	---	0	---	---	1/7	---
<b>Patriots</b>	<b>540</b>	<b>305</b>	<b>3985</b>	<b>56.5</b>	<b>7.38</b>	<b>19</b>	<b>3.5</b>	<b>21</b>	<b>3.9</b>	<b>68</b>	<b>56/349</b>	<b>75.4</b>
<b>Opponents</b>	<b>520</b>	<b>293</b>	<b>3281</b>	<b>56.3</b>	<b>6.31</b>	<b>23</b>	<b>4.4</b>	<b>16</b>	<b>3.1</b>	<b>69</b>	<b>42/268</b>	<b>77.3</b>

# 2000 FINAL STATISTICS (5-11)

Head Coach: Bill Belichick • Fifth in AFC East • Home Stadium: Foxboro Stadium

DATE	W/L	SCORE	OPPONENT	ATTENDANCE
9/03	L	16-21	Tampa Bay	60,292
9/11	L	19-20	at N.Y. Jets	77,687
9/17	L	13-21	Minnesota	60,292
9/24	L	3-10	at Miami	73,344
10/01	W	28-19	at Denver	75,684
10/08	W	24-16	Indianapolis	60,292
10/15	L	17-34	N.Y. Jets	60,292
10/22	L	23-30	at Indianapolis	56,828
10/29			BYE WEEK	
11/05	L	13-16	Buffalo	60,292
11/12	L	11-19	at Cleveland	72,618
11/19	W	16-13	Cincinnati	60,292
11/23	L	9-34	at Detroit	77,923
12/04	W	30-24	Kansas City	60,292
12/10	L	17-24	at Chicago	66,944
12/17	W	13-10	at Buffalo OT	47,230
12/24	L	24-27	Miami	60,292

## Team Statistics

	PATS	OPP
<b>TOTAL FIRST DOWNS</b>	<b>283</b>	<b>326</b>
Rushing	80	108
Passing	172	184
Penalty	31	34
3rd Down: Made/Att	82/234	103/237
3rd Down Pct.	35.0	43.5
4th Down: Made/Att	13/26	9/10
4th Down Pct.	50.0	90.0
<b>POSSESSION AVG.</b>	<b>28:56</b>	<b>31:04</b>
<b>TOTAL NET YARDS</b>	<b>4571</b>	<b>5353</b>
Avg. Per Game	285.7	334.6
Total Plays	1037	1068
Avg. Per Play	4.4	5.0
<b>NET YARDS RUSHING</b>	<b>1390</b>	<b>1831</b>
Avg. Per Game	86.9	114.4
Total Rushes	424	495
<b>NET YARDS PASSING</b>	<b>3181</b>	<b>3522</b>
Avg. Per Game	198.8	220.1
Sacked/Yards Lost	48/280	29/172
Gross Yards	3461	3694
Att./Completions	565/328	544/321
Completion Pct.	58.1	59.0
Had Intercepted	15	10
<b>PUNTS/AVERAGE</b>	<b>90/42.2</b>	<b>87/40.4</b>
<b>NET PUNTING AVG.</b>	<b>90/36.8</b>	<b>87/31.9</b>
<b>PENALTIES/YARDS</b>	<b>99/815</b>	<b>95/897</b>
<b>FUMBLES/BALL LOST</b>	<b>23/10</b>	<b>27/13</b>
<b>TOUCHDOWNS</b>	<b>28</b>	<b>38</b>
Rushing	9	12
Passing	18	23
Returns	1	3

Score by Periods	1	2	3	4	OT	Total
Patriots	76	86	30	81	3	276
Opponents	53	122	52	108	3	338

SCORING	TD	Ru	Pa	INT	PAT	FG	S	TP
Vinatieri	0	0	0	0	25/25	27/33	0	106
Glenn	6	0	6	0			0	36
Faulk	5	4	1	0			0	32
Brown	5	0	4	1			0	30
Redmond	3	1	2	0			0	18
Bjornson	2	2	0	0			0	12
Bledsoe	2	2	0	0			0	12
Carter	2	2	0	0			0	12
Wiggins	1	0	1	0			0	6
Rutledge	1	0	1	0			0	6
Simmons	1	0	1	0			0	6
Patriots	28	9	18	1	25/25	27/33	0	276
Opponents	38	12	23	3	34/34	24/32	1	338

2-PT. Conversions: Patriots 1-3 (Faulk), Opponents 1-4

PASSING	ATT	CMP	YARDS	CMP%	YDS/ATT	TD%	INT	LG	SK/YDS	RATING
Bledsoe	531	312	3291	58.8	6.20	17	3.2	13	2.4	59
Friesz	21	11	66	52.4	3.14	0	0.0	1	4.8	17
Bishop	9	3	80	33.3	8.89	1	11.1	1	11.1	44
Brady	3	1	6	33.3	2.00	0	0.0	0	0.0	6
L. Johnson	1	1	18	100.0	18.00	0	0.0	0	0.0	18
Patriots	565	328	3461	58.1	6.13	18	3.2	15	2.7	59
Opponents	544	321	3694	59.0	6.79	23	4.2	10	1.8	81

RUSHING	NO	YDS	AVG	LG	TD
Faulk	164	570	3.5	18	4
Redmond	125	406	3.2	20	1
Bledsoe	47	158	3.4	16	2
Carter	37	90	2.4	9	2
Pass	18	58	3.2	11	0
Brown	6	46	7.7	35	0
Glenn	4	39	9.8	35	0
Shaw	9	12	1.3	5	0
Bishop	7	-1	-1.1	2	0
R. Harris	3	14	4.7	7	0
Floyd	2	-1	-5.0	0	0
L. Johnson	2	-1	-5.0	0	0
Patriots	424	1390	3.3	35	9
Opponents	495	1831	3.7	32	12

RECEIVING	No	Yds	Avg	Lg	TD
Brown	83	944	11.4	44	4
Glenn	79	963	12.2	39	6
Faulk	51	465	9.1	52	1
Bjornson	20	152	7.6	19	2
Redmond	20	126	6.3	20	2
Wiggins	16	203	12.7	59	1
Rutledge	15	103	6.9	16	1
Simmons	14	231	16.5	46	1
Carter	9	73	8.1	21	0
Calloway	5	95	19.0	28	0
Jackson	5	44	8.8	13	0
Pass	4	17	4.3	15	0
S. Davis	2	12	6.0	9	0
Shaw	2	11	5.5	8	0
R. Harris	2	1	0.5	2	0
Floyd	1	21	21.0	21	0
Patriots	328	3461	10.6	59	18
Opponents	321	3694	11.5	81	23

INTERCEPTIONS	NO	YDS	AVG	LG	TD
Law	2	32	16.0	32	0
Jones	2	20	10.0	20	0
Milloy	2	2	1.0	2	0
Smith	1	56	56.0	56	0
Langham	1	24	24.0	24	0
Thomas	1	16	16.0	16	0
A. Harris	1	11	11.0	11	0
Patriots	10	161	16.1	56	0
Opponents	15	208	13.9	101	2

PUNTING	NO	YDS	AVG	NET BT	IN20	LG	BLK
L. Johnson	89	3798	42.7	36.8	5	31	62
Patriots	90	3798	42.2	36.8	5	31	62
Opponents	87	3513	40.4	31.9	9	23	62

PUNT RETURNS	NO	FC	YDS	AVG	LG	TD
Brown	39	19	504	12.9	66	1
Faulk	6	3	58	9.7	35	0
Patriots	45	22	562	12.5	66	1
Opponents	43	21	384	8.9	56	0

Sacks: McGinest 6.0, Spires 6.0, Thomas 4.5, Slade 4.0, Eaton 2.5, Serwanga 2.0, Hamilton 1.5, Bruschi 1.0, A. Harris 1.0, T. Johnson 0.5, Patriots 29.0, Opponents 48.0

KICK RETURNS	NO	YDS	AVG	LG	TD
Faulk	38	816	21.5	40	0
Jackson	13	323	24.8	47	0
Simmons	4	82	20.5	39	0
Brown	2	15	7.5	9	0
Bruschi	2	13	6.5	7	0
S. Davis	2	45	22.5	32	0
Carter	1	16	16.0	16	0
Hamilton	1	0	0.0	0	0
Redmond	1	25	25.0	25	0
Patriots	64	1335	20.9	47	0
Opponents	62	1350	21.8	87	1

FIELD GOALS	1-9	20-29	30-39	40-49	50+
Vinatieri	0/0	11/13	8/9	7/8	1/3
Patriots	0/0	11/13	8/9	7/8	1/3
Opponents	1/1	5/7	11/13	7/11	0/0

Vinatieri: (30G, 55N) (32G, 35G, 30G, 33G, 29N) (44N) (40G, 53N) (21G) (23G) (27G, 26G, 28G) (48G, 43G) (38G) (38G, 21G, 22G) (24G, 47G, 43G) (48G, 53G, 37N, 27G) (40G) (22G, 27N, 24G) (33G)

Opponents: (1) (1) (43G) (20G, 43N) (33G, 33G, 34G) (38G, 40N, 27G) (36G) (19G, 48G, 32G) (39G, 43G, 35G, 35G) (28G, 30N, 45G) (31G, 36G) (42G) (24G, 47N) (25G, 23B, 30B) (47G, 47N, 28N, 49G)

Starters: Offense: WR Troy Brown (15); LT Bruce Armstrong (16); LG Joe Andruzzi (11), Adrian Klemm (3), Derrick Fletcher (2); C Damien Woody (16); RG Sale Isala (14), Max Lane (2); RT Grant Williams (8), Greg Robinson-Randall (4), M. Lane (3), A. Klemm (1); TE Rod Rutledge (10), Eric Bjornson (6); WR Terry Glenn (16); QB Drew Bledsoe (16); RB Kevin Faulk (9), J.R. Redmond (5), Patrick Pass (2); FB Tony Carter (6); 2nd TE Jermaine Wiggins (2), R. Rutledge (1), Chris Eitzmann (1); 3rd WR Chris Calloway (2) Curtis Jackson (2), Tony Simmons (2), Shockmain Davis (1).

Defense: DE/OLB Willie McGinest (14), Brandon Mitchell (1), Greg Spires (1); DE B. Mitchell (8), Garrett Johnson (2), Chad Eaton (1), G. Spires (1), Henry Thomas (1); NT C. Eaton (12), H. Thomas (4); RDE Bobby Hamilton (16), SLB Chris Slade (15); ILB Ted Johnson (11), Rob Holmberg (4), Andy Katzenmoyer (1); WLB Tedy Bruschi (16); 4th LB A. Katzenmoyer (2), R. Holmberg (1); LCB Ty Law (15), Antonio Langham (1); RCB Otis Smith (1), A. Langham (4); SS Lawyer Milloy (16), FS Tebucky Jones (9), Larry Whigham (4), O. Smith (2), A. Langham (1); 5th DB A. Langham (1).

2000 Coaching Staff: Ned Burke, Coaching Assistant; Brian Daboll, Coaching Assistant; Jeff Davidson, Assistant Offensive Line; Ivan Fears, Wide Receivers; Mark Jackson, coaching assistant; Pepper Johnson, Assistant Linebackers; Eric Mangini, Defensive Backs; Randy Melvin, Defensive Line; Markus Paul, Assistant Strength and Conditioning; Dick Rehbein, Quarterbacks; Rob Ryan, Linebackers; Dante Scarnecchia, Assistant Head Coach/Offensive Line; Brad Seely, Special Teams; DeWayne Walker, Defensive Assistant; Charlie Weis, Offensive Coordinator/Running Backs; Mike Woicik, Strength and Conditioning.

Pro Bowl (0)

# 2001 FINAL STATISTICS (11-5)

Head Coach: Bill Belichick • AFC East Division Champions • Home Stadium: Foxboro Stadium

DATE	W/L	SCORE	OPPONENT	ATTENDANCE
9/09	L	17-23	at Cincinnati	51,521
9/23	L	3-10	N.Y. Jets	60,292
9/30	W	44-13	Indianapolis	60,292
10/07	L	10-30	at Miami	73,024
10/14	W	29-26	San Diego OT	60,292
10/21	W	38-17	at Indianapolis	56,022
10/28	L	20-31	at Denver	74,750
11/04	W	24-10	at Atlanta	45,572
11/11	W	21-11	Buffalo	60,292
11/18	L	17-24	St. Louis	60,292
11/25	W	34-17	New Orleans	60,292
12/02	W	17-16	at N.Y. Jets	78,712
12/09	W	27-16	Cleveland	60,292
12/16	W	12-9	Buffalo OT	45,527
12/22	W	20-13	Miami	60,292
1/06	W	38-6	BYE WEEK	71,907
1/19	W	16-13	Oakland OT	60,292
1/27	W	24-17	at Pittsburgh	64,704
SUPER BOWL XXXVI (at New Orleans, La.)				
2/03	W	20-17	St. Louis	72,922

## Team Statistics

	PATS	OPP
<b>TOTAL FIRST DOWNS</b>	<b>292</b>	<b>303</b>
Rushing	101	99
Passing	163	171
Penalty	28	33
3rd Down: Made/Att	91/221	80/215
3rd Down Pct.	41/2	37/2
4th Down: Made/Att	7/17	5/15
4th Down Pct.	41/2	33/3
<b>POSSESSION AVG.</b>	<b>30:48</b>	<b>29:12</b>
<b>TOTAL NET YARDS</b>	<b>4882</b>	<b>5352</b>
Avg. Per Game	305.1	334.5
Total Plays	1001	1016
Avg. Per Play	4.9	5.3
<b>NET YARDS RUSHING</b>	<b>1793</b>	<b>1855</b>
Avg. Per Game	112.1	115.9
Total Rushes	473	429
<b>NET YARDS PASSING</b>	<b>3089</b>	<b>3497</b>
Avg. Per Game	193.1	218.6
Sacked/Yards Lost	46/327	41/234
Gross Yards	3326	3731
Att./Completions	482/306	546/299
Completion Pct.	63.5	54.8
Had Intercepted	15	22
<b>PUNTS/AVERAGE</b>	<b>74/41.1</b>	<b>73/39.5</b>
<b>NET PUNTING AVG.</b>	<b>74/38.1</b>	<b>73/31.6</b>
<b>PENALTIES/YARDS</b>	<b>92/802</b>	<b>93/839</b>
<b>FUMBLES/BALL LOST</b>	<b>29/13</b>	<b>23/13</b>
<b>TOUCHDOWNS</b>	<b>43</b>	<b>26</b>
Rushing	15	7
Passing	21	15
Returns	7	4

Score by Periods	1	2	3	4	OT	Total
Patriots	74	133	58	100	6	371
Opponents	54	51	94	73	0	272

SCORING	TD	R	Pa	Ri	PAT	FG	S	TP
Vinatieri	0	0	0	0	41/42	24/30	0	113
A. Smith	13	12	0	0	0	0	0	78
Brown	7	0	5	2	0	0	0	42
Patten	5	1	4	0	0	0	0	30
Wiggins	4	0	4	0	0	0	0	24
M. Edwards	3	1	2	0	0	0	0	18
Faulk	3	1	2	0	0	0	0	18
Law	2	0	0	2	0	0	0	12
O. Smith	2	0	0	2	0	0	0	12
Buckley	1	0	0	1	0	0	0	6
Glenn	1	0	0	1	0	0	0	6
C. Johnson	1	0	0	1	0	0	0	6
Pass	1	0	0	1	0	0	0	6
Patriots	43	15	21	7	41/42	24/30	0	371
Opponents	26	7	15	4	22/22	30/41	0	272

2-Pt. Conversions: Patriots 0-1, Opponents 2-4

PASSING	ATT	CMP	YARDS	CMP%	YDS/ATT	TD	TD%	INT	INT%	LG	SK/YDS	RATING
Brady	413	264	2843	63.9	6.88	18	4.4	12	2.9	91t	41/216	86.5
Bledsoe	66	40	400	60.6	6.06	2	3.0	2	3.0	58	5/21	75.3
Patten	2	1	60	50.0	30.00	1	50.0	0	0.0	60t	0/0	95.8
Faulk	1	1	23	100.0	23.00	0	0.0	0	0.0	23	0/0	118.8
Patriots	482	306	3326	63.5	6.90	21	4.4	15	3.1	91t	46/237	85.3
Opponents	546	299	3731	54.8	6.83	15	2.7	22	4.0	68	41/234	68.6

RUSHING	NO	YDS	AVG	LG	TD
A. Smith	287	1157	4.0	44	12
Faulk	41	169	4.1	24	1
M. Edwards	51	141	2.8	14	1
Redmond	35	119	3.4	16	0
Brown	11	91	8.3	31	0
Patten	5	67	13.4	29t	1
Brady	36	43	1.2	12	0
Bledsoe	5	18	3.6	8	0
Pass	1	7	7.0	7	0
L. Johnson	1	-19	-19.0	-19	0
<b>Patriots</b>	<b>473</b>	<b>1793</b>	<b>3.8</b>	<b>44</b>	<b>15</b>
<b>Opponents</b>	<b>429</b>	<b>1855</b>	<b>4.3</b>	<b>58</b>	<b>7</b>

RECEIVING	NO	YDS	AVG	LG	TD
Brown	101	1199	11.9	60t	5
Patten	51	749	14.7	91t	4
Faulk	30	189	6.3	28	2
M. Edwards	25	166	6.6	17	2
A. Smith	19	192	10.1	41t	1
Glenn	14	204	14.6	23	1
Wiggins	14	133	9.5	31	4
C. Johnson	14	111	7.9	24t	1
Redmond	13	132	10.2	17	0
Pass	6	66	11.0	23t	1
Rutledge	5	35	7.0	9	0
Small	4	29	7.3	11	0
Emanuel	4	25	6.3	16	0
Coleman	2	50	25.0	46	0
Jackson	2	16	8.0	12	0
Brady	1	23	23.0	23	0
Cox	1	7	7.0	7	0
<b>Patriots</b>	<b>306</b>	<b>3326</b>	<b>10.9</b>	<b>91t</b>	<b>21</b>
<b>Opponents</b>	<b>299</b>	<b>3731</b>	<b>12.5</b>	<b>68</b>	<b>15</b>

INTERCEPTIONS	NO	YDS	AVG	LG	TD
O. Smith	5	181	36.2	78t	2
Law	3	91	30.3	46t	2
Buckley	3	76	25.3	52t	1
Brady	2	27	13.5	15	0
Millroy	2	21	10.5	21	0
Bruschi	2	7	3.5	4	0
Pleasant	2	0	0.0	0	0
Phifer	1	14	14.0	14	0
Stevens	1	9	9.0	9	0
T. Jones	1	-4	-4.0	-4	0
<b>Patriots</b>	<b>22</b>	<b>422</b>	<b>19.2</b>	<b>78t</b>	<b>5</b>
<b>Opponents</b>	<b>15</b>	<b>273</b>	<b>18.2</b>	<b>49t</b>	<b>2</b>

PUNTING	NO	YDS	AVG	NET YDS	INT	LG	BLK
Walter	49	1964	40.1	38.1	2	54	58
L. Johnson	24	1045	43.5	38.3	3	76	0
Vinatieri	1	33	33.0	33.0	0	1	33
<b>Patriots</b>	<b>74</b>	<b>3042</b>	<b>41.1</b>	<b>38.1</b>	<b>5</b>	<b>28</b>	<b>76</b>
<b>Opponents</b>	<b>73</b>	<b>2885</b>	<b>39.5</b>	<b>31.6</b>	<b>7</b>	<b>18</b>	<b>61</b>

PUNT RETURNS	NO	FC	YDS	AVG	LG	TD
Brown	29	15	413	14.2	85t	2
Faulk	4	0	27	6.8	10	0
<b>Patriots</b>	<b>33</b>	<b>15</b>	<b>440</b>	<b>13.3</b>	<b>85t</b>	<b>2</b>
<b>Opponents</b>	<b>26</b>	<b>17</b>	<b>124</b>	<b>4.8</b>	<b>26</b>	<b>0</b>

Sacks: Hamilton 7.0, McGinest 6.0, Pleasant 6.0, Millroy 3.0, Seymour 3.0, Vrabel 3.0, Bruschi 2.0, Phifer 2.0, O. Smith 2.0, Buckley 1.0, T. Jones 1.0, Law 1.0, Mitchell 1.0, Parker 1.0, Patriots 41.0, Opponents 46.0

KICK RETURNS	NO	YDS	AVG	LG	TD
Faulk	33	662	20.1	42	0
Pass	10	222	22.2	33	0
Kelly	7	123	17.6	28	0
Jackson	2	30	15.0	19	0
Patten	2	44	22.0	24	0
Redmond	2	57	28.5	30	0
Brown	1	13	13.0	13	0
Bruschi	1	10	10.0	10	0
M. Edwards	1	23	23.0	23	0
<b>Patriots</b>	<b>59</b>	<b>1184</b>	<b>20.1</b>	<b>42</b>	<b>0</b>
<b>Opponents</b>	<b>75</b>	<b>1658</b>	<b>22.1</b>	<b>64</b>	<b>0</b>

FIELD GOALS	1-19	20-29	30-39	40-49	50+
Vinatieri	1/1	8/8	7/8	7/12	1/1
<b>Patriots</b>	<b>1/1</b>	<b>8/8</b>	<b>7/8</b>	<b>7/12</b>	<b>1/1</b>
<b>Opponents</b>	<b>2/2</b>	<b>11/12</b>	<b>8/9</b>	<b>7/14</b>	<b>2/4</b>

Vinatieri: (39G) (24G) (47G, 48G, 35G) (37G) (26G, 44N, 23G, 44G) (43G) (24G, 44G) (48G) (43N, 45N) (33G) (46N) (28G) (54G, 38G, 39N, 48N) (40G, 32G, 25G, 23G) (32G, 23G) (19G)

Opponents: (36G, 47G, 33G) (26G) (19G, 34G, 27G) (21G, 36N, 27G, 59N) (46B, 42G, 25B, 42G, 24G) (50G) (58N, 49N, 20G) (24G, 49N) (42N, 35G) (48N, 43B, 31G) (19G, 40G, 50G) (27G, 39G, 22G) (43N, 41G, 25G, 41G) (36G, 36G) (29G, 40G)

Starters: Offense: WR Troy Brown (13), Charles Johnson (1), David Patten (1); LT Matt Light (12), Grant Williams (4); LG Mike Compton (15), Damien Woody (1); C D. Woody (14), M. Compton (1), Grey Ruegamer (1); RG Joe Andruzzi (16); RT Greg Robinson-Randall (16); TE Rod Rutledge (13), Jermaine Wiggins (3); WR D. Patten (13), Bert Emanuel (1); QB Tom Brady (14), Drew Bledsoe (2); RB Antowain Smith (15), Kevin Faulk (1); FB Marc Edwards (13); 2nd TE J. Wiggins (3), R. Rutledge (1); 3rd WR C. Johnson (3); T. Glenn (1).

Defense: DE Bobby Hamilton (15), Willie McGinest (1); NT/DT Brandon Mitchell (11), Richard Seymour (3), Jace Saylor (1), DE/DT Anthony Pleasant (9), R. Seymour (7); OLB/DE A. Pleasant (7), Mike Vrabel (6), W. McGinest (3); ILB/OLB Bryan Cox (7), M. Vrabel (6), W. McGinest (1); ILB/MLB Tedy Bruschi (9), Ted Johnson (5); OLB Roman Phifer (16); LCB Ty Law (16); RCB Otis Smith (15), Terrell Buckley (1); SS Lawyer Milloy (16); FS Tebucky Jones (12), Matt Stevens (3); 5th DB Terrence Shaw (4), Antwan Harris (1); 6th DB M. Stevens (1).

2001 Coaching Staff: Ned Burke, Coaching Assistant; Romeo Crennel, Defensive Coordinator, Brian Daboll, Coaching Assistant; Jeff Davidson, Assistant Offensive Line; Ivan Fears, Wide Receivers; Pepper Johnson, Inside Linebackers; Eric Mangini, Defensive Backs; Randy Melvin, Defensive Line; Markus Paul, Assistant Strength and Conditioning; Rob Ryan, Outside Linebackers; Dante Scarnecchia, Assistant Head Coach/Offensive Line; Brad Seely, Special Teams; Charlie Weis, Offensive Coordinator/ Running Backs; Mike Woick, Strength and Conditioning.

Pro Bowl (4): QB Tom Brady (1), WR Troy Brown (1), CB Ty Law (2), S Lawyer Milloy (3).



# 2002 FINAL STATISTICS (9-7)

Head Coach: Bill Belichick • Second in AFC East • Home Stadium: Gillette Stadium

DATE	W/L	SCORE	OPPONENT	ATTENDANCE
9/09	W	30-14	Pittsburgh	68,436
9/15	W	44-7	at N.Y. Jets	78,726
9/22	W	41-38	Kansas City OT	68,436
9/29	L	14-21	at San Diego	66,463
10/06	L	13-26	at Miami	73,369
10/13	L	10-28	Green Bay	68,436
BYE WEEK				
10/27	L	16-24	Denver	68,436
11/03	W	38-7	at Buffalo	73,448
11/10	W	33-30	at Chicago	63,105
11/17	L	20-27	at Oakland	62,552
11/24	W	24-17	Minnesota	68,436
11/28	W	20-12	at Detroit	62,109
12/08	W	27-17	Buffalo	68,436
12/16	L	7-24	Tennessee	68,809
12/22	L	17-30	N.Y. Jets	68,436
12/29	W	27-24	Miami OT	68,436

## Team Statistics

	PATS	OPP
<b>TOTAL FIRST DOWNS</b>	<b>304</b>	<b>315</b>
Rushing	99	129
Passing	184	158
Penalty	21	28
3rd Down: Made/Att	94/220	95/221
3rd Down Pct.	42.7	43.0
4th Down: Made/Att	9/20	10/16
4th Down Pct.	45.0	62.5
<b>POSSESSION AVG.</b>	<b>29:11</b>	<b>30:49</b>
<b>TOTAL NET YARDS</b>	<b>5085</b>	<b>5377</b>
Avg. Per Game	317.8	336.1
Total Plays	1031	1032
Avg. Per Play	4.9	5.2
<b>NET YARDS RUSHING</b>	<b>1508</b>	<b>2198</b>
Avg. Per Game	94.3	137.4
Total Rushes	395	467
<b>NET YARDS PASSING</b>	<b>3273</b>	<b>3179</b>
Avg. Per Game	225.6	198.7
Sacked/Yards Lost	31/190	34/190
Gross Yards	3767	3378
Att./Completions	605/374	531/314
Completion Pct.	61.8	59.1
Had Intercepted	14	18
<b>PUNTS/AVERAGE</b>	<b>71/38.4</b>	<b>68/39.4</b>
<b>NET PUNTING AVG.</b>	<b>71/33.3</b>	<b>68/32.4</b>
<b>PENALTIES/YARDS</b>	<b>108/895</b>	<b>99/928</b>
<b>FUMBLES/BALL LOST</b>	<b>24/10</b>	<b>21/11</b>
<b>TOUCHDOWNS</b>	<b>43</b>	<b>41</b>
Rushing	9	17
Passing	28	23
Returns	6	1

Score by Periods	1	2	3	4	OT	Total
Patriots	65	95	99	116	6	381
Opponents	57	120	93	76	0	346

SCORING	TD	Ru	Pa	Rt	PAT	FG	S	TP
Vinateri	0	0	0	0	36/36	27/30	0	117
A. Smith	8	6	2	0	0	0	0	50
Faulk	7	0	7	0	0	0	0	44
Patten	7	2	3	2	0	0	0	42
Brown	5	0	5	0	0	0	0	30
Branch	3	0	3	0	0	0	0	20
Bruschi	2	0	2	0	0	0	0	12
D. Hayes	2	0	2	0	0	0	0	12
Brady	1	1	0	0	0	0	0	6
Clelland	1	1	0	0	0	0	0	6
Givens	1	0	1	0	0	0	0	6
Graham	1	0	1	0	0	0	0	6
V. Green	1	0	0	1	0	0	0	6
T. Jones	1	0	0	1	0	0	0	6
Vrabel	1	0	0	1	0	0	0	6
<b>Patriots</b>	<b>43</b>	<b>9</b>	<b>28</b>	<b>6</b>	<b>36/36</b>	<b>27/30</b>	<b>0</b>	<b>381</b>
<b>Opponents</b>	<b>41</b>	<b>17</b>	<b>23</b>	<b>1</b>	<b>40/41</b>	<b>20/34</b>	<b>0</b>	<b>346</b>

2-Pt. Conversions: Patriots 3-7, Opponents 0-0

RUSHING	NO	YDS	AVG	LG	TD
A. Smith	252	982	3.9	42t	6
Faulk	52	271	5.2	45t	2
Brady	42	110	2.6	15	1
Edwards	31	96	3.1	17	0
Pass	4	27	6.8	13	0
Brown	3	14	4.7	21	0
Patten	2	6	3.0	7	0
Huard	1	4	4.0	4	0
Redmond	4	2	0.5	5	0
Branch	2	0	0.0	4	0
Davey	2	-4	-2.0	-2	0
<b>Patriots</b>	<b>395</b>	<b>1508</b>	<b>3.8</b>	<b>45t</b>	<b>9</b>
<b>Opponents</b>	<b>467</b>	<b>2198</b>	<b>4.7</b>	<b>58t</b>	<b>17</b>

RECEIVING	NO	YDS	AVG	LG	TD
Brown	97	890	9.2	38	3
Patten	61	824	13.5	39	5
Branch	43	489	11.4	49t	2
Faulk	37	379	10.2	36t	3
A. Smith	31	243	7.8	35	2
Fauria	27	253	9.4	33	7
Edwards	23	196	8.5	27	0
Clelland	16	112	7.0	22	1
Graham	15	150	10.0	31	1
D. Hayes	12	133	11.1	40t	2
Givens	9	92	10.2	30	1
Redmond	2	5	2.5	3	0
Vrabel	1	1	1.0	1t	1
<b>Patriots</b>	<b>374</b>	<b>3767</b>	<b>10.1</b>	<b>49t</b>	<b>28</b>
<b>Opponents</b>	<b>314</b>	<b>3378</b>	<b>10.8</b>	<b>52t</b>	<b>23</b>

INTERCEPTIONS	NO	YDS	AVG	LG	TD
Buckley	4	50	12.5	39	0
Law	4	33	8.3	29	0
Bruschi	2	75	37.5	48t	2
O. Smith	2	21	10.5	22	0
V. Green	1	90	90.0	90t	1
Seymour	1	6	6.0	6	0
McGinest	1	2	2.0	2	0
Hamilton	1	0	0.0	0	0
T. Jones	1	0	0.0	0	0
Vrabel	1	0	0.0	0	0
<b>Patriots</b>	<b>18</b>	<b>277</b>	<b>15.4</b>	<b>90t</b>	<b>3</b>
<b>Opponents</b>	<b>14</b>	<b>177</b>	<b>12.6</b>	<b>46</b>	<b>1</b>

PUNTING	NO	YDS	AVG	NET TB	IN20	LG	BLK	
Walter	70	2723	38.9	33.3	9	19	55	1
<b>Patriots</b>	<b>71</b>	<b>2723</b>	<b>38.4</b>	<b>33.3</b>	<b>9</b>	<b>19</b>	<b>55</b>	<b>1</b>
<b>Opponents</b>	<b>68</b>	<b>2680</b>	<b>39.4</b>	<b>32.4</b>	<b>9</b>	<b>15</b>	<b>62</b>	<b>0</b>

PUNT RETURNS	NO	FC	YDS	AVG	LG	TD
Brown	24	10	175	7.3	27	0
Faulk	8	4	65	8.1	16	0
Branch	2	0	58	29.0	40	0
<b>Patriots</b>	<b>34</b>	<b>14</b>	<b>298</b>	<b>8.8</b>	<b>40</b>	<b>0</b>
<b>Opponents</b>	<b>24</b>	<b>18</b>	<b>181</b>	<b>7.5</b>	<b>34</b>	<b>0</b>

**Sacks:** McGinest 5.5, Seymour 5.5, Bruschi 4.5, Vrabel 4.5, Pleasant 3.0, J. Green 2.5, Hamilton 2.0, Johnson 1.5, T. Jones 1.5, Holsey 1.0, Law 1.0, Phifer 0.5, **Patriots 34.0**, **Opponents 31.0**

KICK RETURNS	NO	YDS	AVG	LG	TD
Branch	36	863	24.0	63	0
Faulk	26	725	27.9	87t	2
Pass	7	123	17.6	28	0
Edwards	3	27	9.0	15	0
Bruschi	1	11	11.0	11	0
J. Green	1	10	10.0	10	0
Redmond	1	12	12.0	12	0
<b>Patriots</b>	<b>75</b>	<b>1771</b>	<b>23.6</b>	<b>87t</b>	<b>2</b>
<b>Opponents</b>	<b>73</b>	<b>1493</b>	<b>20.5</b>	<b>57</b>	<b>0</b>

FIELD GOALS	1-19	20-29	30-39	40-49	50+
Vinateri	0/0	6/6	12/12	8/10	1/2
<b>Patriots</b>	<b>0/0</b>	<b>6/6</b>	<b>12/12</b>	<b>8/10</b>	<b>1/2</b>
<b>Opponents</b>	<b>1/1</b>	<b>6/7</b>	<b>8/10</b>	<b>5/14</b>	<b>0/2</b>

**Vinateri:** (45 G, 28 G, 27 G) (28 G, 31 G, 40 G) (37 G 35 G) (41 N) (32 G) (26 G) (46 G) (57 G, 31 G, 42 G, 25 G) (36 G, 31 G, 52 N) (34 G) (31 G, 29 G) (39 G, 46 G, 43 N) (49 G) (41 G, 36 G, 43 G, 35 G).

**Opponents:** (39 N) (39 G) (50 B) (45 N, 40 G, 33 G) (42 N) (48 N, 19 G, 39 N) (50 N, 25 N, 45 N) (39 G, 40 G, 32 G) (39 G, 49 B, 28 G) (43 B, 38 G, 41 N) (23 G, 45 G, 39 G, 46 G) (26 G) (45 N, 28 G) (39 G, 23 G, 43 G) (47 N, 28 G).

**Starters: Offense:** WR Troy Brown (13), Deion Branch (2), Donald Hayes (1); LT Matt Light (16); LG Mike Compton (15), Joe Andruzzi (1); C Damien Woody (13), Grey Ruegamer (2); M. Compton (1); RG J. Andruzzi (12), D. Woody (2), Adrian Klemm (1), Stephen Neal (1); RT Kennyatta Jones (11), Greg Randall (3), A. Klemm (2); TE Christian Fauria (13), Daniel Graham (2), Cameron Clelland (1); WR David Patten (14); QB Tom Brady (16); RB Antowain Smith (15); FB Marc Edwards (11); 2nd TE D. Graham (4); 3rd WR D. Branch (5).

**Defense:** DE Bobby Hamilton (9), Willie McGinest (7); DT/NT B. Hamilton (6), Steve Martin (5), Richard Seymour (3), Rick Lyle (2); DT/DE R. Seymour (13), Anthony Pleasant (2); W. McGinest (1); DE/OLB A. Pleasant (9), Jarvis Green (4), Mike Vrabel (3); OLB/ILB M. Vrabel (10), Teddy Bruschi (3), W. McGinest (1); MLB/ILB Ted Johnson (11), T. Bruschi (5); OLB/OLB Roman Phifer (14); T. Bruschi (1), W. McGinest (1); LCB Ty Law (16); RCB Otis Smith (13), Terrell Buckley (2), Leonard Myers (1); SS Lawyer Milloy (16); FS Tebucky Jones (12), Victor Green (4); 5th Defensive Back V. Green (2).

**2002 Coaching Staff:** Romeo Crennel, Defensive Coordinator/Defensive Line; Brian Daboll, Wide Receivers; Jeff Davidson, Assistant Offensive Line/Tight Ends; Ivan Fears, Running Backs; Pepper Johnson, Inside Linebackers; Eric Mangini, Defensive Backs; Markus Paul, Assistant Strength and Conditioning; Rob Ryan, Outside Linebackers; Dante Scarnechia, Assistant Head Coach/Offensive Line; Brad Seely, Special Teams; Charlie Weis, Offensive Coordinator/Quarterbacks; Mike Woicik, Strength and Conditioning.

**Pro Bowl (6):** SpT Larry Izzo (2); CB Ty Law (3), S Lawyer Milloy (4), DT Richard Seymour (1), K Adam Vinateri (1), C Damien Woody (1).

PASSING	ATT	CMP	YARDS	CMP%	YDS/ATT	TD	TD%	INT	INT%	LG	SK/YDS	RATING
Brady	601	373	3764	62.1	6.26	28	4.7	14	2.3	49t	31/190	85.7
Davey	2	1	3	50.0	1.50	0	0.0	0	0.0	3	0/0	56.3
Faulk	1	0	0	0.0	0.00	0	0.0	0	0.0	0	0/0	39.6
Patten	1	0	0	0.0	0.00	0	0.0	0	0.0	0	0/0	39.6
<b>Patriots</b>	<b>605</b>	<b>374</b>	<b>3767</b>	<b>61.8</b>	<b>6.23</b>	<b>28</b>	<b>4.6</b>	<b>14</b>	<b>2.3</b>	<b>49t</b>	<b>31/190</b>	<b>85.3</b>
<b>Opponents</b>	<b>531</b>	<b>314</b>	<b>3378</b>	<b>59.1</b>	<b>6.36</b>	<b>23</b>	<b>4.3</b>	<b>18</b>	<b>3.4</b>	<b>52t</b>	<b>34/199</b>	<b>78.2</b>

# 2003 FINAL STATISTICS (14-2)

Head Coach: Bill Belichick • AFC East Division Champions • Home Stadium: Gillette Stadium

DATE	W/L	SCORE	OPPONENT	ATTENDANCE
9/07	L	0-31	at Buffalo	73,262
9/14	W	31-10	at Philadelphia	67,624
9/21	W	23-16	N.Y. Jets	68,436
9/28	L	17-20	at Washington	83,832
10/05	W	38-30	Tennessee	68,436
10/12	W	17-6	N.Y. Giants	68,436
10/19	W	19-13	at Miami OT	73,650
10/26	W	9-3	Cleveland	68,436
11/03	W	30-26	at Denver	68,436
BYE WEEK				
11/16	W	12-0	Dallas	68,436
11/23	W	23-20	at Houston OT	70,719
11/30	W	38-34	at Indianapolis	57,102
12/07	W	12-0	Miami	68,436
12/14	W	27-13	Jacksonville	68,436
12/20	W	21-16	at N.Y. Jets	77,835
12/27	W	31-0	Buffalo	68,436
AFC PLAYOFFS				
1/10	W	17-14	Tennessee	68,436
1/18	W	24-14	Indianapolis	68,436
SUPER BOWL XXXVIII (at Houston, Texas)				
2/01	W	32-29	Carolina	71,525

## Team Statistics

TOTAL FIRST DOWNS		294	293						
Rushing		91	91						
Passing		177	177						
Penalty		26	25						
3rd Down: Made/Att		84/227	81/235						
3rd Down Pct.		37.0	34.5						
4th Down: Made/Att		6/14	6/16						
4th Down Pct.		42.9	37.5						
POSSESSION AVG.		30:50	29:10						
TOTAL NET YARDS		5039	4666						
Avg. Per Game		314.9	291.6						
Total Plays		1042	1060						
Avg. Per Play		4.8	4.4						
NET YARDS RUSHING		1607	1434						
Avg. Per Game		100.4	89.6						
Total Rushes		473	401						
NET YARDS PASSING		3432	3232						
Avg. Per Game		214.5	202.0						
Sacked/Yards Lost		32/219	41/253						
Gross Yards		3651	3485						
Att./Completions		537/320	618/328						
Completion Pct.		59.6	53.1						
Had Intercepted		13	29						
PUNTS/AVERAGE		88/37.1	90/40.6						
NET PUNTING AVG.		88/33.5	90/34.4						
PENALTIES/YARDS		111/998	107/845						
FUMBLES/BALL LOST		25/11	31/12						
TOUCHDOWNS		39	23						
Rushing		9	10						
Passing		23	11						
Returns		7	2						
Score by Periods		1	2	3	4	OT	Total		
Patriots		80	83	79	97	9	348		
Opponents		42	73	51	72	0	238		
SCORING		TD	Ru	Pa	Ru	PAT	FG	S	TP
Vinateri		0	0	0	0	37/38	25/34	0	112
Givens		0	0	6	0	0	0	0	36
Cloud		5	5	0	0	0	0	0	30
T. Brown		4	0	4	0	0	0	0	24
Graham		4	0	4	0	0	0	0	24
Branch		3	0	3	0	0	0	0	18
B. Johnson		3	0	2	1	0	0	0	18
Smith		3	3	0	0	0	0	0	18
Bruschi		2	0	2	0	0	0	0	12
Fauria		2	0	2	0	0	0	0	12
Brady		1	1	0	0	0	0	0	6
Centers		1	0	1	0	0	0	0	6
Chatham		1	0	0	1	0	0	0	6
Law		1	0	0	1	0	0	0	6
McGinest		1	0	0	1	0	0	0	6
Samuel		1	0	0	1	0	0	0	6
Ward		1	0	0	1	0	0	0	6
Patriots		39	9	23	7	37/38	25/34	1	238
Opponents		23	10	11	2	21/21	25/35	1	238

RUSHING	NO	YDS	AVG	LG	TD
Smith	182	642	3.5	30	3
Faulk	178	638	3.6	23	0
Cloud	27	118	4.4	42	5
Centers	21	82	3.9	13	0
Brady	42	63	1.5	11	1
T. Brown	6	27	4.5	11	0
Pass	6	27	4.5	11	0
Branch	1	11	11.0	11	0
Klecko	2	5	2.5	5	0
Patten	1	4	4.0	4	0
McCrary	3	3	1.0	4	0
Walter	2	0	0.0	0	0
Huard	1	-1	-1.0	-1	0
B. Johnson	1	-12	-12.0	-12	0
<b>Patriots</b>	<b>473</b>	<b>1607</b>	<b>3.4</b>	<b>42</b>	<b>9</b>
<b>Opponents</b>	<b>401</b>	<b>1434</b>	<b>3.6</b>	<b>23</b>	<b>10</b>

RECEIVING	NO	YDS	AVG	LG	TD
Branch	57	803	14.1	66	3
Faulk	48	440	9.2	27	0
T. Brown	40	472	11.8	82	4
Graham	38	409	10.8	38	4
Givens	34	510	15.0	57	6
Fauria	28	285	10.2	28	2
Centers	19	106	5.6	14	2
B. Johnson	16	209	13.1	45	2
Smith	14	92	6.6	16	0
Patten	9	140	15.6	42	0
Ward	7	106	15.1	31	1
Pass	4	21	5.3	11	0
Stokes	2	38	19.0	31	0
McCrary	2	12	6.0	9	0
Cloud	1	8	8.0	9	0
Andruzzi	1	0	0.0	0	0
<b>Patriots</b>	<b>320</b>	<b>3651</b>	<b>11.4</b>	<b>82</b>	<b>23</b>
<b>Opponents</b>	<b>328</b>	<b>3485</b>	<b>10.6</b>	<b>67</b>	<b>11</b>

INTERCEPTIONS	NO	YDS	AVG	LG	TD
Law	6	112	18.7	65	1
Poole	6	81	13.5	44	0
Wilson	4	18	4.5	10	0
Bruschi	3	26	8.7	18	2
Harrison	3	0	0.0	2	0
Samuel	2	55	27.5	55	1
Vrabel	2	18	9.0	14	0
Morris	1	33	33.0	33	0
McGinest	1	15	15.0	15	1
Izzo	1	0	0.0	0	0
<b>Patriots</b>	<b>29</b>	<b>358</b>	<b>12.3</b>	<b>65</b>	<b>5</b>
<b>Opponents</b>	<b>13</b>	<b>122</b>	<b>9.4</b>	<b>37</b>	<b>1</b>

PUNTING	NO	YDS	AVG	NET BT	IN20	LG	BLK
Walter	76	2865	37.7	33.6	3	25	52
Barnard	10	365	36.5	32.5	1	4	49
Brady	1	36	36.0	36.0	0	1	36
<b>Patriots</b>	<b>88</b>	<b>3266</b>	<b>37.1</b>	<b>33.5</b>	<b>4</b>	<b>30</b>	<b>52</b>
<b>Opponents</b>	<b>90</b>	<b>3658</b>	<b>40.6</b>	<b>34.4</b>	<b>5</b>	<b>21</b>	<b>70</b>

**Sacks:** Vrabel 9.5, Seymour 8.0, McGinest 5.5, Harrison 3.0, Bruschi 2.0, Colvin 2.0, Green 2.0, Washington 2.0, Chatham 1.5, Klecko 1.5, Banta-Cain 1.0, Cherry 1.0, Pleasant 1.0, Warren 1.0, **Patriots 41.0, Opponents 32.0**

PUNT RETURNS	NO	FC	YDS	AVG	LG	TD
T. Brown	29	13	293	10.1	23	0
Poole	11	3	75	6.8	18	0
Faulk	5	6	66	13.2	19	0
Branch	4	1	26	6.5	11	0
B. Johnson	1	0	2	2.0	2	0
Ward	0	2	0	---	---	0
<b>Patriots</b>	<b>50</b>	<b>25</b>	<b>462</b>	<b>9.2</b>	<b>23</b>	<b>0</b>
<b>Opponents</b>	<b>38</b>	<b>11</b>	<b>240</b>	<b>6.3</b>	<b>57</b>	<b>1</b>

KICK RETURNS	NO	YDS	AVG	LG	TD
B. Johnson	30	847	28.2	92	1
Pass	11	254	23.1	36	0
Faulk	10	207	20.7	30	0
Cloud	2	38	19.0	19	0
Givens	2	31	15.5	20	0
Klecko	2	20	10.0	10	0
Vrabel	2	22	11.0	14	0
Bruschi	1	9	9.0	9	0
<b>Patriots</b>	<b>60</b>	<b>1428</b>	<b>23.8</b>	<b>92</b>	<b>1</b>
<b>Opponents</b>	<b>77</b>	<b>1623</b>	<b>21.1</b>	<b>75</b>	<b>0</b>

FIELD GOALS	1-19	20-29	30-39	40-49	50+
Vinateri	0/0	16/17	4/8	5/8	0/1
<b>Patriots</b>	<b>0/0</b>	<b>16/17</b>	<b>4/8</b>	<b>5/8</b>	<b>0/1</b>
<b>Opponents</b>	<b>1/1</b>	<b>8/8</b>	<b>8/11</b>	<b>7/14</b>	<b>1/1</b>

**Vinateri:** (1) (27G) (24G, 22G, 47G) (23G 46N) (34N, 39N, 48G) (42N, 28G) (25G, 30G) (27G, 48N, 28G, 38G) (40G, 46G, 28G) (23G, 26G) (21G, 38N, 32G, 37B, 28G) (43G) (29G, 54N) (22G, 31G) (1) (24N, 24G).

**Opponents:** (44G) (57G) (41G, 39G, 30G, 42N) (38G, 29G, 48B) (48G, 43G, 46N, 33G, 37G, 41G) (22G, 47N, 49N, 34G) (23G, 34G, 35B, 35N) (29G) (44N, 43G) (1) (19G, 31G) (40G, 29G) (1) (24G, 23G, 34N) (29G) (40N).

## STARTERS

**Offense:** WR Troy Brown (10), David Givens (3), Bethel Johnson (3); LT Matt Light (16); LG Damien Woody (12), Mike Compton (2), Joe Andruzzi (1), Russ Hochstein (1); C Dan Koppin (15), Damien Woody (1); RG Joe Andruzzi (15), Damien Woody (1); RT Tom Ashworth (13), Adrian Klemm (3); TE Christian Fauria (13), Daniel Graham (3); WR Deion Branch (9), David Patten (5); QB Tom Brady (16); RB Kevin Faulk (8), Antowain Smith (6), Michael Cloud (1); FB Larry Centers (3), Fred McCrary (3); 3rd WR Deion Branch (2), David Givens (2), Bethel Johnson (1); 4th WR Bethel Johnson (1); 2nd TE Daniel Graham (5).

**Defense:** LE Bobby Hamilton (16); DT/NT Ted Washington (10); TY Warren (4), Rick Lyle (1), Dan Klecko (1); DT/RE Richard Seymour (14), Jarvis Green (2); DE/OLB Willie McGinest (9), Jarvis Green (5), Roosevelt Colvin (2); OLB/ILB Roman Phifer (12), Willie McGinest (2); TE Johnson (2); MLB/ILB Tedy Bruschi (16); OLB/OLB Mike Vrabel (9), Matt Chatham (4), Roman Phifer (3); LCB TY Law (14), Tyrone Poole (1), Asante Samuel (1); RCB Tyrone Poole (15), TY Law (1); SS Rodney Harrison (16); FS Eugene Wilson (15), Antwan Harris (1).

**2003 Coaching Staff:** Romeo Crennel, Defensive Coordinator/Defensive Line; Brian Daboll, Wide Receivers; Jeff Fears, Running Backs; John Hufnagel, Quarterbacks; Pepper Johnson, Inside Linebackers; Eric Mangini, Defensive Backs; Markus Paul, Assistant Strength and Conditioning; Mark Ryan, Outside Linebackers; Dante Scarnecchia, Assistant Head Coach/Offensive Line; Brad Seely, Special Teams; Charlie Weis, Offensive Coordinator; Mike Woick, Strength and Conditioning.

**Pro Bowl (3):** CB Ty Law (4), LB Willie McGinest (2), DL Richard Seymour (2).

PASSING	ATT	CMP	YARDS	CMP%	YDS/ATT	TD	TD%	INT	INT%	LG	SK/YDS	RATING
Brady	527	317	3620	60.2	6.87	23	4.4	12	2.3	82	32/219	85.9
Davey	7	3	31	42.9	4.43	0	0.0	0	0.0	16	0/0	56.3
Faulk	1	0	0	0.0	0.0	0	0.0	0	0.0	0	0/0	39.6
Givens	1	0	0	0.0	0.0	0	0.0	1	100.0	0	0/0	0.0
Huard	1	0	0	0.0	0.0	0	0.0	0	0.0	0	0/0	39.6
<b>Patriots</b>	<b>537</b>	<b>320</b>	<b>3651</b>	<b>59.6</b>	<b>6.80</b>	<b>23</b>	<b>4.3</b>	<b>13</b>	<b>2.4</b>	<b>82</b>	<b>32/219</b>	<b>84.3</b>
<b>Opponents</b>	<b>618</b>	<b>328</b>	<b>3485</b>	<b>53.1</b>	<b>5.64</b>	<b>11</b>	<b>1.8</b>	<b>29</b>	<b>4.7</b>	<b>67</b>	<b>41/253</b>	<b>56.2</b>

# 2004 FINAL STATISTICS (14-2)

Head Coach: Bill Belichick • AFC East Division Champions • Home Stadium: Gillette Stadium

DATE	W/L	SCORE	OPPONENT	ATTENDANCE
9/09	W	27-24	Indianapolis	68,756
9/19	W	23-12	at Arizona	51,557
BYE WEEK				
10/03	W	31-17	at Buffalo	72,698
10/10	W	24-10	Miami	68,756
10/17	W	30-20	Seattle	68,756
10/24	W	13-7	N.Y. Jets	68,756
10/31	L	20-34	at Pittsburgh	64,737
11/07	W	40-22	at St. Louis	66,107
11/14	W	29-6	Buffalo	68,756
11/22	W	27-19	at Kansas City	78,431
11/28	W	24-3	Baltimore	68,756
12/05	W	42-15	at Cleveland	73,028
12/12	W	35-28	Cincinnati	68,756
12/20	L	28-29	at Miami	73,629
12/26	W	23-7	at N.Y. Jets	77,975
1/02	W	21-7	San Francisco	68,756
AFC PLAYOFFS				
1/16	W	20-3	Indianapolis	68,756
1/23	W	41-27	at Pittsburgh	65,242
SUPER BOWL XXXIX (at Jacksonville, Fla.)				
2/06	W	24-21	Philadelphia	78,125

## Team Statistics

	PATS	OPP
<b>TOTAL FIRST DOWNS</b>	<b>344</b>	<b>290</b>
Rushing	120	83
Passing	193	177
Penalty	31	30
3rd Down: Made/Att	93/206	81/209
3rd Down Pct.	45.1	38.8
4th Down: Made/Att	4/10	13/30
4th Down Pct.	40.0	43.3
<b>POSSESSION AVG.</b>	<b>31:22</b>	<b>28:38</b>
<b>TOTAL NET YARDS</b>	<b>5722</b>	<b>4972</b>
Avg. Per Game	357.6	310.8
Total Plays	1035	988
Avg. Per Play	5.5	5.0
<b>NET YARDS RUSHING</b>	<b>2134</b>	<b>1572</b>
Avg. Per Game	133.4	98.3
Total Rushes	524	405
<b>NET YARDS PASSING</b>	<b>3588</b>	<b>3400</b>
Avg. Per Game	224.3	212.5
Sacked/Yards Lost	26/162	45/311
Gross Yards	3750	3711
Att./Completions	485/293	538/315
Completion Pct.	60.4	58.6
Had Intercepted	14	20
<b>PUNTS/AVERAGE</b>	<b>56/42.9</b>	<b>69/41.5</b>
<b>NET PUNTING AVG.</b>	<b>56/33.7</b>	<b>69/36.8</b>
<b>PENALTIES/YARDS</b>	<b>101/822</b>	<b>118/1014</b>
<b>FUMBLES/BALL LOST</b>	<b>24/13</b>	<b>31/16</b>
<b>TOUCHDOWNS</b>	<b>49</b>	<b>31</b>
Rushing	15	9
Passing	29	18
Returns	5	4

Score by Periods	1	2	3	4	OT	TOTAL
Patriots	87	159	102	89	0	437
Opponents	55	94	45	66	0	260

SCORING	TD	R	Pa	Rt	PAT	FG	S	TP
Vinatieri	0	0	0	48/48	31/33	0	0	141
Dillon	13	12	1	0	0	0	0	82
Graham	7	0	7	0	0	0	0	40
Patten	7	0	7	0	0	0	0	42
Branch	4	0	4	0	0	0	0	24
Faulk	3	2	1	0	0	0	0	18
Givens	3	0	3	0	0	0	0	18
Fauria	2	0	2	0	0	0	0	12
B. Johnson	2	0	1	1	0	0	0	12
Bruschi	2	0	2	0	0	0	0	12
Abdullah	1	1	0	0	0	0	0	6
Brown	1	0	1	0	0	0	0	6
Gay	1	0	0	1	0	0	0	6
Green	1	0	0	1	0	0	0	6
Samuel	1	0	0	1	0	0	0	6
Seymour	1	0	0	1	0	0	0	6
Patriots	49	15	29	5	48/48	31/33	0	437
Opponents	31	9	18	4	23/23	15/18	0	260

2-Pt. Conversions: Patriots 1-1 (Dillon), Opp. 3-8

PASSING	ATT	CMP	YARDS	CMP%	YDS/ATT	TD	TD%	INT	INT%	LG	SK/YDS	RATING
Brady	474	288	3692	60.8	7.79	28	5.9	14	3.0	50	26/162	92.6
Davey	10	4	54	40.0	5.40	0	0.0	0	0.0	20	0/0	57.9
Vinatieri	1	1	4	100.0	4.00	1	100.0	0	0.0	41	0/0	122.9
Patriots	485	293	3750	60.4	7.73	29	6.0	14	2.9	50	26/162	92.5
Opponents	538	315	3711	58.6	6.90	18	3.3	20	3.7	65t	45/311	75.3

RUSHING	NO	YDS	AVG	LG	TD
Dillon	345	1635	4.7	44	12
Faulk	54	255	4.7	20	2
Pass	39	141	3.6	19	0
Cobbs	22	50	2.3	13	0
Brady	43	28	0.7	10	0
Abdullah	13	13	1.0	5	1
B. Johnson	2	8	4.0	11	0
Patten	1	5	5.0	5	0
Izzo	1	0	0.0	0	0
Davey	4	-1	-0.2	3	0
Patriots	524	2134	4.1	44	15
Opponents	405	1572	3.9	34	9

RECEIVING	NO	YDS	AVG	LG	TD
Givens	56	874	15.6	50	3
Patten	44	800	18.2	48t	7
Branch	35	454	13.0	26t	4
Graham	30	364	12.1	48	7
Pass	28	215	7.7	22	0
Faulk	26	248	9.5	31t	1
Brown	17	184	10.8	22	1
Fauria	16	195	12.2	25	2
Dillon	15	103	6.9	20	1
B. Johnson	10	174	17.4	48	1
Weaver	8	93	11.6	25	0
Klecko	3	18	6.0	11	0
Watson	2	16	8.0	14	0
Vrabel	2	3	1.5	2t	2
Abdullah	1	9	9.0	9	0
Patriots	293	3750	12.8	50	29
Opponents	315	3711	11.8	65t	18

INTERCEPTIONS	NO	YDS	AVG	LG	TD
Wilson	4	51	12.8	24	0
Bruschi	3	70	23.3	36	0
Brown	3	22	7.3	17	0
Gay	2	23	11.5	13	0
Harrison	2	12	6.0	12	0
Samuel	1	34	34.0	34t	1
McGinest	1	27	27.0	27	0
Phifer	1	26	26.0	26	0
Poole	1	21	21.0	21	0
Banta-Cain	1	4	4.0	4	0
Law	1	0	0.0	0	0
Patriots	20	290	14.5	36	1
Opponents	14	242	17.3	65	1

PUNTING	NO	YDS	AVG	NET TB	IN20	LG	BLK	
Jo. Miller	56	2350	42.0	33.7	5	19	69	0
Patriots	56	2350	42.0	33.7	5	19	69	0
Opponents	69	2866	41.5	36.8	5	21	63	0

**Sacks:** McGinest 9.5, Vrabel 5.5, Colvin 5.0, Seymour 5.0, Green 4.0, Bruschi 3.5, Warren 3.5, Harrison 3.0, Wilfork 2.0, Banta-Cain 1.5, Phifer 1.5, T. Johnson 1.0.  
**Patriots 45.0, Opponents 26.0**

PUNT RETURNS	NO	FC	YDS	AVG	LG	TD
Faulk	20	11	133	6.7	16	0
Brown	12	3	83	6.9	23	0
B. Johnson	4	1	8	2.0	6	0
Poole	2	0	6	3.0	6	0
Branch	1	0	0	0.0	0	0
Gay	1	0	0	0.0	0	0
Patriots	40	15	230	5.8	23	0
Opponents	31	7	365	11.8	71	1

KICK RETURNS	NO	YDS	AVG	LG	TD
B. Johnson	41	1016	24.8	93t	1
Pass	6	115	19.2	24	0
Faulk	4	73	18.3	24	0
Kasper	3	61	20.3	21	0
Banta-Cain	1	21	21.0	21	0
Patten	1	16	16.0	16	0
Patriots	56	1302	23.3	93t	1
Opponents	86	2003	23.3	98t	1

FIELD GOALS	1-19	20-29	30-39	40-49	50+
Vinatieri	0/0	13/13	7/7	11/12	0/1
Patriots	0/0	13/13	7/7	11/12	0/1
Opponents	1/1	5/5	5/6	2/3	2/3

**Vinatieri:** (32G, 43G) (29G, 28G, 24G) (42G, 40G, 47N) (40G, 39G, 30G) (41G, 27G) (43G, 25G) (43G, 31G, 45G, 36G) (27G, 24G, 20G, 45G, 37G) (37G, 28G) (28G, 40G, 48G) (0) (0) (28G, 29G, 50G, 26G) (0).

**Opponents:** (32G, 48N) (51G, 52G, 58N) (33G) (29G) (33G, 40G, 28G, 31G) (0) (19G, 29G) (0) (44G, 24G) (22G) (0) (30G) (0) (39N).

## STARTERS

**Offense:** WR Deion Branch (9), David Patten (6), Bethel Johnson (1), LT Matt Light (16), LG Joe Andruzzi (14), Russ Hochstein (2), C Dan Koppen (16), RG Stephen Neal (14), G Joe Andruzzi (2), RT Brandon Gorin (10) Tom Ashworth (6), TE Daniel Graham (14), Christian Fauria (2), WR David Givens (11), David Patten (3), QB Tom Brady (16), RB Corey Dillon (14), Kevin Faulk (1); FB Patrick Pass (4), Dan Klecko (2); 3rd WR David Patten (2), David Givens (1); 2nd TE Christian Fauria (6), Benjamin Watson (1); 3rd TE Jed Weaver (1).

**Defense:** LE Ty Warren (16); NT Keith Traylor (10), Vince Wilfork (6); RE Richard Seymour (15), Jarvis Green (1); OLB Willie McGinest (16); ILB Ted Johnson (15), Roman Phifer (1); ILB Tedy Bruschi (16); OLB Mike Vrabel (15), Roosevelt Colvin (1); LCB Ty Law (7), Asante Samuel (3), Eugene Wilson (3), Earthwind Moreland (2), Randall Gay (1); RCB Randall Gay (7), Asante Samuel (5), Tyrone Poole (4); SS Rodney Harrison (16); FS Eugene Wilson (11), Don Davis (2), Dexter Reid (2), Randall Gay (1).

**2004 Coaching Staff:** Romeo Crennel, Defensive Coordinator; Brian Daboll, Wide Receivers; Jeff Davidson, Assistant Offensive Line/Tight Ends; Ivan Fears, Running Backs; Pepper Johnson, Defensive Line; Eric Mangini, Defensive Backs; Josh McDaniels, Quarterbacks; Matt Patricia, Coaching Assistant; Markus Paul, Assistant Strength and Conditioning; Dean Pees, Linebackers; Dante Scarnecchia, Assistant Head Coach/Offensive Line; Brad Seely, Special Teams; Cory Udlin, Coaching Assistant; Charlie Weis, Offensive Coordinator; Mike Woicik, Strength and Conditioning.

**Pro Bowl (5):** QB Tom Brady (2), LB Tedy Bruschi (1), SpT Larry Izzo (3), DL Richard Seymour (3), K Adam Vinatieri (2).

# 2005 FINAL STATISTICS (10-6)

Head Coach: Bill Belichick • AFC East Division Champions • Home Stadium: Gillette Stadium

DATE	W/L	SCORE	OPPONENT	ATTENDANCE
9/08	W	30-20	Oakland	68,756
9/18	L	17-27	at Carolina	73,528
9/25	W	23-20	at Pittsburgh	64,868
10/02	L	17-41	San Diego	68,756
10/09	W	31-28	at Atlanta	71,079
10/16	L	20-28	at Denver	76,571
BYE WEEK				
10/30	W	21-16	Buffalo	68,756
11/07	L	21-40	Indianapolis	68,756
11/13	W	23-16	at Miami	73,405
11/20	W	24-17	New Orleans	68,756
11/27	L	16-26	at Kansas City	78,025
12/04	W	16-3	N.Y. Jets	68,756
12/11	W	35-7	at Buffalo	71,810
12/17	W	28-0	Tampa Bay	68,756
12/26	W	31-21	at N.Y. Jets	77,569
1/01	L	26-28	Miami	68,756
AFC PLAYOFFS				
1/07	W	28-3	Jacksonville	68,756
1/14	L	13-27	at Denver	76,238

## Team Statistics

	PATS	OPP
<b>TOTAL FIRST DOWNS</b>	<b>334</b>	<b>306</b>
Rushing	101	94
Passing	204	179
Penalty	29	33
3rd Down: Made/Att	93/221	92/219
3rd Down Pct.	42.1	42.0
4th Down: Made/Att	13/17	3/9
4th Down Pct.	76.5	33.3
<b>POSSESSION AVG.</b>	<b>30:19</b>	<b>29:41</b>
<b>TOTAL NET YARDS</b>	<b>5632</b>	<b>5283</b>
Avg. Per Game	352.0	330.2
Total Plays	1031	997
Avg. Per Play	5.5	5.3
<b>NET YARDS RUSHING</b>	<b>1512</b>	<b>1580</b>
Avg. Per Game	94.5	98.8
Total Rushes	439	437
<b>NET YARDS PASSING</b>	<b>4120</b>	<b>3703</b>
Avg. Per Game	257.5	231.4
Sacked/Yards Lost	28/202	33/223
Gross Yards	4322	3926
Att./Completions	564/352	527/296
Completion Pct.	62.4	56.2
Had Intercepted	15	10
<b>PUNTS/AVERAGE</b>	<b>77/44.6</b>	<b>81/43.7</b>
<b>NET PUNTING AVG.</b>	<b>77/38.3</b>	<b>81/37.8</b>
<b>PENALTIES/YARDS</b>	<b>110/921</b>	<b>132/1068</b>
<b>FUMBLES/BALL LOST</b>	<b>19/9</b>	<b>13/8</b>
<b>TOUCHDOWNS</b>	<b>46</b>	<b>38</b>
Rushing	16	11
Passing	28	25
Returns	2	2

Score by Periods	1	2	3	4	OT	TOTAL
Patriots	90	74	97	118	0	379
Opponents	55	117	56	110	0	338

SCORING	TD	Ru	Pa	Rt	PAT	FG	S	TP
Vinateri	0	0	0	0	40/41	20/25	0	100
Dillon	13	12	1	0				78
Branch	5	0	5	0				30
Watson	4	0	4	0				24
Brady	4	0	3	1				24
Pass	3	0	0	0				18
Dwight	3	0	3	0				18
Graham	3	0	3	0				18
Givens	2	0	2	0				12
Fauria	2	0	2	0				12
T. Brown	2	0	2	0				12
Brady	1	1	0	0				6
Ashworth	1	0	1	0				6
Sanders	1	0	1	0				6
Johnson	1	0	1	0				6
Evans	0	0	0	0				2
Flutie	0	0	0	0	1/1	0/0		1
<b>Patriots</b>	<b>46</b>	<b>16</b>	<b>28</b>	<b>2</b>	<b>41/42</b>	<b>20/25</b>	<b>1</b>	<b>379</b>
<b>Opponents</b>	<b>38</b>	<b>11</b>	<b>25</b>	<b>2</b>	<b>34/34</b>	<b>24/30</b>	<b>1</b>	<b>338</b>

2-PT. Conversions: Patriots 1-4 (Evans),  
Opponents 1-4

PASSING	ATT	CMP	YARDS	CMP%	YDS/ATT	TD	TD%	INT	INT%	LG	SK/YDS	RATING
Brady	530	334	4110	63.0	7.75	26	4.9	14	2.6	71	26/188	92.3
Cassel	24	13	183	54.2	7.63	2	8.3	1	4.2	36	1/1	89.4
Flutie	10	5	29	50.0	2.90	0	0.0	0	0.0	13	1/13	56.3
Patriots	564	352	4322	62.4	7.66	28	5.0	15	2.7	71	28/202	91.5
Opponents	527	296	3926	56.2	7.45	25	4.7	10	1.9	85	33/223	87.8

RUSHING	NO	YDS	AVG	LG	TD
Dillon	209	733	3.5	29	12
Pass	54	245	4.5	31	3
Evans	51	192	3.8	21	0
Faulk	51	145	2.8	13	0
Brady	27	89	3.3	15	1
Cloud	23	59	2.6	15	0
Zereoue	7	14	2.0	12	0
Givens	2	13	6.5	9	0
Cassel	6	12	2.0	9	0
Dwight	4	11	2.8	12	0
Flutie	5	-1	-0.2	2	0
<b>Patriots</b>	<b>439</b>	<b>1512</b>	<b>3.4</b>	<b>31</b>	<b>16</b>
<b>Opponents</b>	<b>437</b>	<b>1580</b>	<b>3.6</b>	<b>68</b>	<b>11</b>

RECEIVING	NO	YDS	AVG	LG	TD
Branch	78	998	12.8	51	5
Givens	59	738	12.5	40	2
T. Brown	39	466	11.9	71	2
Watson	29	441	15.2	35	4
Faulk	29	260	9.0	23	0
Cassel	22	227	10.3	39	0
Dillon	22	181	8.2	25	1
Dwight	19	332	17.5	59	3
Graham	16	235	14.7	45	3
Evans	10	88	8.8	19	0
A. Davis	9	190	21.1	60	1
Fauria	8	57	7.1	18	2
Johnson	4	67	16.8	55	1
Childress	3	32	10.7	21	0
Vrabel	3	4	1.3	21	3
Zereoue	1	5	5.0	5	0
Ashworth	1	1	1.0	11	1
<b>Patriots</b>	<b>352</b>	<b>4322</b>	<b>12.3</b>	<b>71</b>	<b>28</b>
<b>Opponents</b>	<b>296</b>	<b>3926</b>	<b>13.3</b>	<b>85</b>	<b>25</b>

INTERCEPTIONS	NO	YDS	AVG	LG	TD
Samuel	3	15	5.0	15	0
Hobbs	3	8	2.7	8	0
Vrabel	2	23	11.5	24	1
Sanders	1	39	39.0	39	1
Wilson	1	0	0.0	0	0
<b>Patriots</b>	<b>10</b>	<b>85</b>	<b>8.5</b>	<b>39</b>	<b>2</b>
<b>Opponents</b>	<b>15</b>	<b>188</b>	<b>12.5</b>	<b>74</b>	<b>2</b>

PUNTING	NO	YDS	AVG	NET TB	IN20	LG	BLK
J. Miller	76	3431	45.1	38.3	4	22	59
<b>Patriots</b>	<b>76</b>	<b>3431</b>	<b>44.6</b>	<b>38.3</b>	<b>4</b>	<b>22</b>	<b>59</b>
<b>Opponents</b>	<b>81</b>	<b>3537</b>	<b>43.7</b>	<b>37.8</b>	<b>8</b>	<b>27</b>	<b>68</b>

**Sacks:** Colvin 7.0, McGinest 6.0, Vrabel 4.5, Seymour 4.0, Green 2.5, Bruschi 2.0, Warren 1.5, Poteat 1.0, Chatham 1.0, Beisel 1.0, Hawkins 1.0, Klecko 0.5, Wilfork 0.5, Banta-Chan 0.5.

**Patriots 33.0, Opponents 28.0**

PUNT RETURNS	NO	FC	YDS	AVG	LG	TD
Dwight	32	13	273	8.5	29	0
T. Brown	7	5	30	4.3	7	0
Johnson	1	0	11	11.0	11	0
<b>Patriots</b>	<b>40</b>	<b>18</b>	<b>314</b>	<b>7.9</b>	<b>29</b>	<b>0</b>
<b>Opponents</b>	<b>42</b>	<b>14</b>	<b>405</b>	<b>9.6</b>	<b>76</b>	<b>0</b>

KICK RETURNS	NO	YDS	AVG	LG	TD
Johnson	31	694	22.4	54	0
Hobbs	15	361	24.1	37	0
Dwight	10	250	25.0	38	0
Faulk	4	81	20.3	26	0
A. Davis	3	108	36.0	65	0
Pass	2	31	15.5	21	0
Cloud	1	15	15.0	15	0
Banta-Cain	1	14	14.0	14	0
Watson	1	1	1.0	1	0
Stone	1	0	0.0	0	0
Izzo	1	0	0.0	0	0
<b>Patriots</b>	<b>70</b>	<b>1555</b>	<b>22.2</b>	<b>65</b>	<b>0</b>
<b>Opponents</b>	<b>68</b>	<b>1487</b>	<b>21.9</b>	<b>46</b>	<b>0</b>

FIELD GOALS	1-9	20-29	30-39	40-49	50+
Vinateri	0/0	7/7	9/10	4/6	0/2
<b>Patriots</b>	<b>0/0</b>	<b>7/7</b>	<b>9/10</b>	<b>4/6</b>	<b>0/2</b>
<b>Opponents</b>	<b>0/0</b>	<b>6/6</b>	<b>9/12</b>	<b>6/8</b>	<b>3/4</b>

**Vinateri:** (26G) (45G) (53N, 48G, 35G, 43G) (37N, 24G) (29G) (39G, 53N, 38G) (44N) (35G, 32G, 33G) (37G) (29G) (45N, 21G, 34G, 22G) (1) (26G) (49G, 33G).

**Opponents:** (43N) (51G, 52G) (33G, 52N, 24G) (42G, 21G) (33G, 55G) (46N, 23G, 35G, 41G) (35G, 20G) (31N, 36G) (30N, 46G) (26G, 20G, 33G, 47G) (38G) (32N) (1) (36G, 38G, 41G, 42G).

## STARTERS

**Offense:** WR Deion Branch (15); LT Nick Kaczur (11), Matt Light (3), Tom Ashworth (2); LG Logan Mankins (16); C Dan Koppen (9), Russ Hochstein (7); RG Stephen Neal (16); RT Brandon Gorin (8) Tom Ashworth (8); TE Daniel Graham (9), Christian Fauria (5), Benjamin Watson (2); WR David Givens (10), Andre' Davis (3), Troy Brown (11); QB Tom Brady (16); RB Corey Dillon (10), Patrick Pass (3), Kevin Faulk (2), Heath Evans (1); FB Patrick Pass (1); 3rd WR Bethel Johnson (1), Tim Dwight (1), Troy Brown (2), Andre' Davis (1); 2nd TE Benjamin Watson (7), Christian Fauria (4); 3rd TE Christian Fauria (1), Tom Ashworth (1).

**Defense:** LE Ty Warren (16); NT/DT Vince Wilfork (16); RE/DT Richard Seymour (12), Jarvis Green (4); OLB/DE Willie McGinest (11), Mike Vrabel (4), Jarvis Green (1); ILB/OLB Mike Vrabel (12), Monty Beisel (4); ILB/MLB Tedy Bruschi (9), Chad Brown (5), Monty Beisel (2); OLB Roosevelt Colvin (11), Willie McGinest (5); LCB Asante Samuel (15), Hank Poteat (1); RCB Ellis Hobbs (8), Duane Starks (6), Tyrone Poole (1), Randall Gay (1); SS Artrell Hawkins (4), Rodney Harrison (3), Michael Stone (3), Guss Scott (2), James Sanders (2), Arturo Freeman (1), Randall Gay (1); FS Eugene Wilson (16).

**2005 Coaching Staff:** Joel Collier, Assistant Secondary; Brian Daboll, Wide Receivers; Ivan Fears, Running Backs; Pepper Johnson, Defensive Line; Eric Mangini, Defensive Coordinator; Pete Mangurian, Tight Ends; Jack McDaniels, Quarterbacks; Harold Nash, Assistant Strength and Conditioning; Matt Patricia, Assistant Offensive Line; Dean Pees, Linebackers; Dante Scarnechia, Assistant Head Coach/Offensive Line; Brad Seely, Special Teams; Mike Woicik, Strength and Conditioning.

**Pro Bowl (2):** QB Tom Brady (3), DL Richard Seymour (4).

# 2006 FINAL STATISTICS (12-4)

Head Coach: Bill Belichick • AFC East Division Champions • Home Stadium: Gillette Stadium

DATE	W/L	SCORE	OPPONENT	ATTENDANCE
9/10	W	19-17	Buffalo	68,756
9/17	W	24-17	at N.Y. Jets	77,595
9/24	L	7-17	Denver	68,756
10/01	W	38-13	at Cincinnati	66,035
10/08	W	20-10	Miami	68,756
BYE WEEK				
10/22	W	28-6	at Buffalo	72,180
10/30	W	31-7	at Minnesota	63,819
11/05	L	20-27	Indianapolis	68,756
11/12	L	14-17	N.Y. Jets	68,756
11/19	W	35-0	at Green Bay	70,753
11/26	W	17-13	Chicago	68,756
12/03	W	28-21	Detroit	68,756
12/10	L	0-21	at Miami	74,033
12/17	W	40-7	Houston	68,756
12/24	W	24-21	at Jacksonville	67,164
12/31	W	40-23	at Tennessee	69,143
AFC PLAYOFFS				
1/07	W	37-16	N.Y. Jets	68,756
1/14	W	24-21	at San Diego	68,810
1/21	L	34-38	at Indianapolis	57,433

## Team Statistics

	PATS	OPP
<b>TOTAL FIRST DOWNS</b>	<b>330</b>	<b>264</b>
Rushing	121	67
Passing	181	164
Penalty	28	33
3rd Down: Made/Att	96/226	75/209
3rd Down Pct.	42.5	35.9
4th Down: Made/Att	16/20	3/11
4th Down Pct.	80.0	27.3
<b>POSSESSION AVG.</b>	<b>31:35</b>	<b>28:25</b>
<b>TOTAL NET YARDS</b>	<b>5369</b>	<b>4710</b>
Avg. Per Game	335.6	294.4
Total Plays	1055	950
Avg. Per Play	5.1	5.0
<b>NET YARDS RUSHING</b>	<b>1969</b>	<b>1507</b>
Avg. Per Game	123.1	94.2
Total Rushes	499	388
<b>NET YARDS PASSING</b>	<b>3400</b>	<b>3203</b>
Avg. Per Game	212.5	200.2
Sacked/Yards Lost	29/190	44/281
Gross Yards	3590	3484
Attempts/Completions	527/326	518/294
Completion Pct.	61.9	56.8
Had Intercepted	12	22
<b>PUNTS/AVERAGE</b>	<b>69/41.3</b>	<b>79/41.6</b>
<b>NET PUNTING AVG.</b>	<b>69/34.6</b>	<b>79/34.4</b>
<b>PENALTIES/YARDS</b>	<b>98/940</b>	<b>102/918</b>
<b>FUMBLES/BALL LOST</b>	<b>27/15</b>	<b>24/13</b>
<b>TOUCHDOWNS</b>	<b>46</b>	<b>24</b>
Rushing	20	11
Passing	25	10
Returns	1	3
<b>Score by Periods</b>	<b>1 2 3 4 OT</b>	<b>Total</b>
<b>Patriots</b>	<b>74 128 73 110 0</b>	<b>385</b>
<b>Opponents</b>	<b>32 74 80 51 0</b>	<b>237</b>

SCORING	TD	Ru	Pa	Rt	PAT	FG	\$	TP
Gostkowski	0	0	0	0	43/44	20/26	0	103
Dillon	13	13	0	0	0	0	0	78
Maroney	7	6	1	0	0	0	0	42
Caldwell	4	0	4	0	0	0	0	26
Brown	4	0	4	0	0	0	0	26
Faulk	3	1	2	0	0	0	0	18
Jackson	3	0	3	0	0	0	0	18
Watson	3	0	3	0	0	0	0	18
Gabriel	3	0	3	0	0	0	0	18
Graham	2	0	2	0	0	0	0	12
Gaffney	1	0	1	0	0	0	0	6
Thomas	1	0	1	0	0	0	0	6
Hobbs	1	0	1	0	0	0	0	6
Evans	1	0	1	0	0	0	0	6
Warren	0	0	0	0	0	1	2	2
<b>Patriots</b>	<b>46</b>	<b>20</b>	<b>25</b>	<b>1</b>	<b>43/44</b>	<b>20/26</b>	<b>1</b>	<b>385</b>
<b>Opponents</b>	<b>24</b>	<b>11</b>	<b>10</b>	<b>3</b>	<b>23/23</b>	<b>22/30</b>	<b>1</b>	<b>237</b>

2-Pt. Conversions: Patriots 2-2 (Brown, Caldwell), Opponents 1-4

RUSHING	NO	YDS	AVG	LG	TD
Dillon	199	812	4.1	50	13
Maroney	175	745	4.3	41	6
Faulk	25	123	4.9	11	1
Evans	27	117	4.3	35	0
Brady	49	102	2.1	22	0
Jackson	4	22	5.5	14	0
Pass	6	21	3.5	6	0
Brown	2	18	9.0	16	0
Kight	1	8	8.0	8	0
Caldwell	1	5	5.0	5	0
Cassel	2	4	2.0	5	0
Testaverde	8	-8	-1.0	-1	0
<b>Patriots</b>	<b>499</b>	<b>1969</b>	<b>3.9</b>	<b>50</b>	<b>20</b>
<b>Opponents</b>	<b>388</b>	<b>1507</b>	<b>3.9</b>	<b>74</b>	<b>11</b>

RECEIVING	NO	YDS	AVG	LG	TD
Caldwell	61	760	12.5	62	4
Watson	49	643	13.1	40	3
Brown	43	384	8.9	23	4
Faulk	43	356	8.3	43	2
Gabriel	25	344	13.8	45	3
Maroney	22	194	8.8	31	1
Graham	21	235	11.2	29	2
Dillon	15	147	9.8	52	0
Jackson	13	152	11.7	35	3
Thomas	11	159	14.5	36	1
Gaffney	11	142	12.9	33	1
Evans	7	34	4.9	11	1
Pass	2	24	12.0	16	0
Childress	2	7	3.5	5	0
Kight	1	9	9.0	9	0
<b>Patriots</b>	<b>326</b>	<b>3590</b>	<b>11</b>	<b>62</b>	<b>25</b>
<b>Opponents</b>	<b>294</b>	<b>3484</b>	<b>11.9</b>	<b>83</b>	<b>10</b>

INTERCEPTIONS	NO	YDS	AVG	LG	TD
Samuel	10	120	12.0	33	0
Vrabel	3	0	0.0	2	0
Hobbs	2	79	39.5	70	0
Scott	2	32	16.0	32	0
Sanders	1	21	21.0	21	0
Bruschi	1	8	8.0	8	0
Harrison	1	2	2.0	2	0
Hawkins	1	0	0.0	0	0
Seymour	1	0	0.0	0	0
Patriots	<b>22</b>	<b>262</b>	<b>11.9</b>	<b>70</b>	<b>0</b>
<b>Opponents</b>	<b>12</b>	<b>72</b>	<b>6.0</b>	<b>38</b>	<b>0</b>

PUNTING	NO	YDS	AVG	NET TB	IN20 LG BLK
Miller	43	1848	43.0	35.8	7 12 62 0
Walter	16	591	36.9	33.7	0 5 47 0
Sauerbrun	10	408	40.8	30.7	0 2 58 0
<b>Patriots</b>	<b>69</b>	<b>2847</b>	<b>41.3</b>	<b>34.6</b>	<b>7 19 62 0</b>
<b>Opponents</b>	<b>79</b>	<b>3283</b>	<b>41.6</b>	<b>34.4</b>	<b>7 27 61 0</b>

**Sacks:** Colvin 8.5, Green 7.5, Warren 7.5, Banta-Cain 5.5, Vrabel 4.5, Seymour 4.0, Bruschi 1.5, Harrison 1.0, Sanders 1.0, Seau 1.0, Wilfork 1.0.

**Patriots 44.0, Opponents 29.0**

PUNT RETURNS	NO	FC	YDS	AVG	LG	TD
Faulk	31	5	330	10.6	43	0
Jackson	3	0	76	25.3	39	0
Brown	2	9	16	8.0	12	0
<b>Patriots</b>	<b>36</b>	<b>14</b>	<b>422</b>	<b>11.7</b>	<b>43</b>	<b>0</b>
<b>Opponents</b>	<b>29</b>	<b>15</b>	<b>322</b>	<b>11.1</b>	<b>81</b>	<b>2</b>

KICK RETURNS	NO	YDS	AVG	LG	TD
Maroney	28	783	28.0	77	0
Faulk	17	364	21.4	31	0
Hobbs	10	360	36.0	93	1
Banta-Cain	2	25	12.5	16	0
Jackson	1	21	21.0	21	0
<b>Patriots</b>	<b>58</b>	<b>1553</b>	<b>26.8</b>	<b>93</b>	<b>1</b>
<b>Opponents</b>	<b>68</b>	<b>1547</b>	<b>22.8</b>	<b>70</b>	<b>0</b>

FIELD GOALS	1-19	20-29	30-39	40-49	50+
Gostkowski	0/0	10/10	7/10	2/4	1/1
<b>Patriots</b>	<b>0/0</b>	<b>10/11</b>	<b>7/10</b>	<b>2/4</b>	<b>1/1</b>
<b>Opponents</b>	<b>0/0</b>	<b>7/8</b>	<b>6/7</b>	<b>8/12</b>	<b>1/3</b>

**Gostkowski:** (32G) (20G, 29B) (37B) (48N, 24G) (35G, 31G) (23G) (49G, 36N, 26G) (31G, 21G) (1) (52G) (25G, 27G) (1) (36G, 32G, 31G, 21G) (48G, 49N) (28G, 26G, 33N).

**Opponents:** (53G) (42G) (23G) (40G, 45G) (40B, 40G, 50N) (40G, 46G) (1) (37G, 37N, 31G, 46N) (34G) (44N) (45B, 46G, 32G) (29G, 38G, 49G, 26G) (35G, 33G) (1) (53N) (25G, 23N, 27G, 27G).

## STARTERS

**Offense:** WR Reche Caldwell (14), Chad Jackson (1); LT Matt Light (16); LG Logan Mankins (16); C Dan Koppen (16); RG Stephen Neal (13), Billy Yates (3); RT Nick Kaczur (9), Ryan O'Callaghan (6), Wesley Britt (1); TE Benjamin Watson (13), Daniel Graham (2), David Thomas (1); WR Troy Brown (9), Doug Gabriel (4), Jabar Gaffney (2); QB Tom Brady (16); RB Corey Dillon (13), Kevin Faulk (1); 2nd TE Daniel Graham (9), David Thomas (1); 3rd TE David Thomas (1); 3rd WR Jabar Gaffney (4); 4th WR Doug Gabriel (1), Kelvin Kight (1); FB Heath Evans (3).

**Defense:** LE: Ty Warren (15), Jarvis Green (1); NT/LDT Vince Wilfork (13), Mike Wright (3); RE/RDT Richard Seymour (14), Mike Wright (1), Jarvis Green (1); RE/OLB Roosevelt Colvin (8), Tully Banta-Cain (5), Jarvis Green (2), Richard Seymour (1); ILB Tedy Bruschi (14), Mike Vrabel (2); ILB/OLB Junior Seau (10), Mike Vrabel (6); OLB Mike Vrabel (8), Roosevelt Colvin (7); LCB Chad Scott (6), Asante Samuel (6), Ellis Hobbs (4); RCB Asante Samuel (9), Ellis Hobbs (5); Chad Scott (2); SS Rodney Harrison (10), James Sanders (5), Chad Scott (1); FS Artrell Hawkins (12), Eugene Wilson (4); 5th Defensive Back Hank Poteat (1).

**2006 Coaching Staff:** Joel Collier, Secondary; Brian Daboll, Wide Receivers; Ivan Fears, Running Backs; Pepper Johnson, Defensive Line; Pete Mangurian, Tight Ends; Josh McDaniels, Offensive Coordinator/Quarterbacks; Harold Nash, Assistant Strength and Conditioning; Matt Patricia, Linebackers; Dean Pees, Defensive Coordinator; Dante Scarnecchia, Assistant Head Coach/Offensive Line; Brad Seely, Special Teams; Mike Woicik, Strength and Conditioning.

**Pro Bowl (2):** DL Richard Seymour (5), T Matt Light (1).

PASSING	ATT	CMP	YARDS	CMP%	YDS/ATT	TD	TD%	INT	INT%	LG	SK/YDS	RATING
Brady	516	319	3529	61.8	6.8	24	4.7	12	2.3	62	26/175	87.9
Cassel	8	5	32	62.5	4.0	0	0.0	0	0.0	10	3/15	70.8
Testaverde	3	2	29	66.7	9.7	1	33.3	0	0.0	23	0/0	137.5
Patriots	527	326	3590	61.9	6.8	25	4.7	12	2.3	62	29/190	88.4
Opponents	518	294	3484	56.8	6.7	10	1.9	22	4.2	83	44/281	66.1



# 2007 FINAL STATISTICS (16-0)

Head Coach: Bill Belichick • AFC East Division Champions • Home Stadium: Gillette Stadium

DATE	W/L	SCORE	OPPONENT	ATTENDANCE
9/09	W	38-14	at N.Y. Jets	77,900
9/16	W	38-14	San Diego	68,756
9/23	W	38-7	Buffalo	68,756
10/01	W	34-13	at Cincinnati	66,113
10/07	W	34-17	Cleveland	68,756
10/14	W	48-27	at Dallas	63,984
10/21	W	49-28	at Miami	71,951
10/28	W	52-7	Washington	68,756
11/04	W	24-20	at Indianapolis	57,540
BYE WEEK				
11/18	W	56-10	at Buffalo	71,338
11/25	W	31-28	Philadelphia	68,756
12/03	W	27-24	at Baltimore	71,382
12/09	W	34-13	Pittsburgh	68,756
12/16	W	20-10	N.Y. Jets	68,756
12/23	W	28-7	Miami	68,756
12/29	W	38-35	at N.Y. Giants	79,110
AFC PLAYOFFS				
1/12	W	31-20	Jacksonville	68,756
1/20	W	21-12	San Diego	68,756
SUPER BOWL XLII (at Glendale, Ariz.)				
2/03	L	14-17	N.Y. Giants	71,101

## Team Statistics

<b>TOTAL FIRST DOWNS</b>	<b>393</b>	<b>278</b>				
Rushing	124	91				
Passing	243	172				
Penalty	26	15				
3rd Down: Made/Att	92/191	63/187				
3rd Down Pct.	48.2	33.7				
4th Down: Made/Att	15/21	11/20				
4th Down Pct.	71.4	55.0				
<b>POSSESSION AVG.</b>	<b>32:33</b>	<b>27:27</b>				
<b>TOTAL NET YARDS</b>	<b>6580</b>	<b>4613</b>				
Avg. Per Game	411.3	288.3				
Total Plays	1058	933				
Avg. Per Play	6.2	4.9				
<b>NET YARDS RUSHING</b>	<b>1849</b>	<b>1572</b>				
Avg. Per Game	115.6	98.3				
Total Rushes	451	360				
<b>NET YARDS PASSING</b>	<b>4731</b>	<b>3041</b>				
Avg. Per Game	295.7	190.1				
Sacked/Yards Lost	21/128	47/340				
Gross Yards	4859	3381				
Att./Completions	586/403	526/314				
Completion Pct.	68.8	59.7				
Had Intercepted	9	19				
<b>PUNTS/AVERAGE</b>	<b>45/40.5</b>	<b>76/43.4</b>				
<b>NET PUNTING AVG.</b>	<b>45/36.1</b>	<b>76/36.9</b>				
<b>PENALTIES/YARDS</b>	<b>78/690</b>	<b>96/764</b>				
<b>FUMBLES/BALL LOST</b>	<b>14/6</b>	<b>25/12</b>				
<b>TOUCHDOWNS</b>	<b>75</b>	<b>37</b>				
Rushing	17	7				
Passing	50	23				
Returns	8	4				
<b>Score by Periods</b>	<b>1</b>	<b>2</b>	<b>3</b>	<b>4</b>	<b>OT</b>	<b>TOTAL</b>
Patriots	134	199	104	152	0	589
Opponents	41	96	58	79	0	274

SCORING	TD	Ru	Pa	Rt	PAT	FG	S	TP
Moss	23	0	23	0	0	0	0	138
Gostkowski	0	0	0	0	74/74	21/24	0	137
Welker	8	0	8	0	0	0	0	48
Maroney	6	6	0	0	0	0	0	38
Watson	6	0	6	0	0	0	0	36
Gaffney	5	0	5	0	0	0	0	30
Evans	3	3	0	0	0	0	0	18
Morris	3	3	0	0	0	0	0	18
Stallworth	3	0	3	0	0	0	0	18
K. Brady	2	0	2	0	0	0	0	12
T. Brady	2	0	2	0	0	0	0	12
Eckel	2	2	0	0	0	0	0	12
Hobbs	2	0	2	0	0	0	0	12
Vrabel	2	0	2	0	0	0	0	12
Andrews	1	0	0	1	0	0	0	6
Cassel	1	1	0	0	0	0	0	6
Colvin	1	0	0	1	0	0	0	6
Faulk	1	0	1	0	0	0	0	6
Gay	1	0	0	1	0	0	0	6
Samuel	1	0	0	1	0	0	0	6
A. Thomas	1	0	0	1	0	0	0	6
Wilson	1	0	0	1	0	0	0	6
Patriots	75	17	50	8	74/74	21/24	0	589
Opponents	34	7	23	4	34/34	12/14	0	274

2-Pt. Conversions: Patriots 1-1 (Maroney), Opponents 0-0

PASSING	ATT	CMP	YARDS	CMP%	YDS/ATT	TD	TD%	INT	INT%	LG	SK/YDS	RATING
T. Brady	578	398	4806	68.9	8.31	50	8.7	8	1.4	69t	21/128	117.2
Cassel	7	4	38	57.1	5.43	0	0.0	1	14.3	21	0/0	32.7
Gutierrez	1	1	15	100.0	15.00	0	0.0	0	0.0	15	0/0	118.8
Patriots	586	403	4859	68.8	8.29	50	8.5	9	1.5	69t	21/128	116.0
Opponents	526	314	3381	59.7	6.43	23	4.4	19	3.6	73t	47/340	78.1

RUSHING	NO	YDS	AVG	LG	TD
Maroney	185	835	4.5	59t	6
Morris	85	384	4.5	49	3
Faulk	62	265	4.3	14	0
Evans	34	121	3.6	11	3
T. Brady	37	98	2.6	19	2
Eckel	33	90	2.7	14	2
Welker	4	34	8.5	27	0
Cassel	4	12	3.0	15t	1
Stallworth	1	12	12.0	12	0
Watson	1	11	11.0	11	0
Gutierrez	5	-13	-2.6	-1	0
<b>Patriots</b>	<b>451</b>	<b>1849</b>	<b>4.1</b>	<b>59t</b>	<b>17</b>
<b>Opponents</b>	<b>360</b>	<b>1572</b>	<b>4.4</b>	<b>49</b>	<b>7</b>

RECEIVING	NO	YDS	AVG	LG	TD
Welker	112	1175	10.5	42	8
Moss	98	1493	15.2	65t	23
Faulk	47	383	8.1	23	1
Stallworth	46	697	15.2	69t	3
Gaffney	36	449	12.5	56t	5
Watson	36	389	10.8	35	6
K. Brady	9	70	7.8	20	2
Morris	6	35	5.8	18	0
Maroney	4	116	29.0	43	0
Evans	4	43	10.8	29	0
Vrabel	2	3	1.5	2t	2
D. Thomas	1	9	9.0	9	0
Eckel	1	6	6.0	6	0
Mankins	1	-9	-9.0	-9	0
<b>Patriots</b>	<b>403</b>	<b>4859</b>	<b>12.1</b>	<b>69t</b>	<b>50</b>
<b>Opponents</b>	<b>314</b>	<b>3381</b>	<b>10.8</b>	<b>73t</b>	<b>23</b>

INTERCEPTIONS	NO	YDS	AVG	LG	TD
Samuel	6	89	14.8	42	1
Gay	3	52	17.3	31	0
Seau	3	28	9.3	23	0
Sanders	2	43	21.5	42	0
A. Thomas	1	65	65.0	65t	1
Wilson	1	5	5.0	5t	1
Colvin	1	4	4.0	4	0
Harrison	1	2	2.0	2	0
Hobbs	1	0	0.0	0	0
<b>Patriots</b>	<b>19</b>	<b>288</b>	<b>15.2</b>	<b>65t</b>	<b>3</b>
<b>Opponents</b>	<b>9</b>	<b>131</b>	<b>14.6</b>	<b>36t</b>	<b>1</b>

PUNTING	NO	YDS	AVG	NET TB	IN20	LG	BLK	
Hanson	44	1821	41.4	36.1	6	13	64	1
Patriots	45	1821	40.5	36.1	6	13	64	1
Opponents	76	3297	43.4	36.9	9	16	75	1

**Sacks:** Vrabel 12.5, Green 6.5, A. Thomas 6.5, Colvin 4, Warren 4, Seau 3.5, Bruschi 2, Harrison 2, Wilfork 2, Seymour 1.5, Hobbs 1, (group) 1, Wright 0.5.

**Patriots 47.0, Opponents 21.0**

PUNT RETURNS	NO	FC	YDS	AVG	LG	TD
Welker	25	7	249	10.0	35	0
T. Brown	6	2	55	9.2	28	0
C. Jackson	2	0	7	3.5	6	0
Faulk	0	9	0	---	---	0
<b>Patriots</b>	<b>33</b>	<b>18</b>	<b>311</b>	<b>9.4</b>	<b>35</b>	<b>0</b>
<b>Opponents</b>	<b>14</b>	<b>8</b>	<b>75</b>	<b>5.4</b>	<b>33</b>	<b>0</b>

KICK RETURNS	NO	YDS	AVG	LG	TD
Hobbs	35	911	26.0	108t	1
Welker	7	176	25.1	33	0
C. Jackson	5	85	17.0	39	0
Andrews	4	149	37.3	77t	1
Faulk	2	47	23.5	27	0
Evans	1	13	13.0	13	0
Vrabel	1	3	3.0	3	0
<b>Patriots</b>	<b>55</b>	<b>1384</b>	<b>25.2</b>	<b>108t</b>	<b>2</b>
<b>Opponents</b>	<b>92</b>	<b>2030</b>	<b>22.1</b>	<b>74t</b>	<b>1</b>

FIELD GOALS	1-19	20-29	30-39	40-49	50+
Gostkowski	0/0	10/10	8/9	3/5	0/0
<b>Patriots</b>	<b>0/0</b>	<b>10/10</b>	<b>8/9</b>	<b>3/5</b>	<b>0/0</b>
<b>Opponents</b>	<b>0/0</b>	<b>5/5</b>	<b>2/3</b>	<b>4/4</b>	<b>1/2</b>

**Gostkowski:** (22G) (41N,24G) (24G) (31G,36G) (20G, 25G) (45G,22G) (36G) (34G) (23G,32N) (21G,38G) (48N,42G,28G) (26G,34G) (37G,45G,37G)

**Opponents:** (0) (1) (40G,48G) (42G) (38G,23G) (0) (50N,21G,25G) (52G) (0) (29G) (23G,44G) (33G,35N) (0) (0)

## STARTERS

**Offense:** WR Randy Moss (16); LT Matt Light (16); LG Logan Mankins (16); C Dan Koppen (15), Russ Hochstein (1); RG Stephen Neal (8), Russ Hochstein (7), Billy Yates (1); RT Nick Kaczur (15), Ryan O'Callaghan (1); TE Benjamin Watson (8), Kyle Brady (5); WR Wes Welker (13), Dante Stallworth (1), Jabar Gaffney (1); QB Tom Brady (16); RB Kevin Faulk (8), Laurence Maroney (6), Sammy Morris (2); 2nd TE Kyle Brady (4), Wesley Britt (1); 3rd WR Dante Stallworth (8), Jabar Gaffney (6); FB Heath Evans (1).

**Defense:** LE: Ty Warren (16); NT/DT Vince Wilfork (16); RE/DT Richard Seymour (8), Jarvis Green (7), Mike Wright (1); RE/OLB Roosevelt Colvin (9), Jarvis Green (3), Adalius Thomas (4); ILB Tedy Bruschi (16); ILB/OLB Adalius Thomas (11), Junior Seau (4), Rodney Harrison (1); OLB Mike Vrabel (15), Roosevelt Colvin (1); LCB Asante Samuel (14), Randall Gay (2); RCB Ellis Hobbs (16); SS Rodney Harrison (10), James Sanders (6); FS James Sanders (9), Eugene Wilson (6), Randall Gay (1).

**2007 Coaching Staff:** Nick Caserio, Wide Receivers; Joel Collier, Secondary; Don Davis, Assistant Strength and Conditioning; Ivan Fears, Running Backs; Pepper Johnson, Defensive Line; Pete Mangiarini, Tight Ends; Josh McDaniels, Offensive Coordinator/Quarterbacks; Harold Nash, Assistant Strength and Conditioning; Matt Patricia, Linebackers; Dean Pees, Defensive Coordinator; Dante Scarnechia, Assistant Head Coach/Offensive Line; Brad Seely, Special Teams; Mike Woicik, Strength and Conditioning.

**Pro Bowl (8):** QB Tom Brady (4), C Dan Koppen (1), T Matt Light (2), G Logan Mankins (1), WR Randy Moss (6), CB Asante Samuel (1), LB Mike Vrabel (1), NT Vince Wilfork (1).

# 2008 FINAL STATISTICS (11-5)

Head Coach: Bill Belichick • Second in AFC East • Home Stadium: Gillette Stadium

DATE	W/L	SCORE	OPPONENT	ATTENDANCE
9/07	W	17-10	Kansas City	68,756
9/14	W	19-10	at N.Y. Jets	78,554
9/21	L	13-38	Miami	68,756
BYE WEEK				
10/05	W	30-21	at San Francisco	67,650
10/12	L	10-30	at San Diego	68,704
10/20	W	41-7	Denver	68,756
10/26	W	23-16	St. Louis	68,756
11/02	L	15-18	at Indianapolis	66,508
11/09	W	20-10	Buffalo	68,756
11/13	L	31-34	N.Y. Jets OT	68,756
11/23	W	48-28	at Miami	67,146
11/30	L	10-33	Pittsburgh	68,756
12/07	W	24-21	at Seattle	68,077
12/14	W	49-26	at Oakland	62,179
12/21	W	47-7	Arizona	68,756
12/28	W	13-0	at Buffalo	71,282

## Team Statistics

	PATS	OPP
<b>TOTAL FIRST DOWNS</b>	<b>356</b>	<b>268</b>
Rushing	145	78
Passing	186	176
Penalty	25	14
3rd Down: Made/Att	96/222	91/205
3rd Down Pct.	43.2	44.4
4th Down: Made/Att	17/22	2/10
4th Down Pct.	77.3	20.0
<b>POSSESSION AVG.</b>	<b>32:09</b>	<b>27:51</b>
<b>TOTAL NET YARDS</b>	<b>5847</b>	<b>4944</b>
Avg. Per Game	365.4	309.0
Total Plays	1095	920
Avg. Per Play	5.3	5.4
<b>NET YARDS RUSHING</b>	<b>2278</b>	<b>1722</b>
Avg. Per Game	142.4	107.6
Total Rushes	513	415
<b>NET YARDS PASSING</b>	<b>3569</b>	<b>3222</b>
Avg. Per Game	223.1	201.4
Sacked/Yards Lost	48/221	31/239
Gross Yards	3790	3461
Attempts/Completions	534/339	474/288
Completion Pct.	63.5	60.8
Had Intercepted	11	14
<b>PUNTS/AVERAGE</b>	<b>50/44.0</b>	<b>75/43.0</b>
<b>NET PUNTING AVG.</b>	<b>36.8</b>	<b>36.2</b>
<b>PENALTIES/YARDS</b>	<b>57/501</b>	<b>81/636</b>
<b>FUMBLES/BALL LOST</b>	<b>17/10</b>	<b>17/8</b>
<b>TOUCHDOWNS</b>	<b>43</b>	<b>37</b>
Rushing	21	8
Passing	21	27
Returns	1	2
<b>Score by Periods</b>	<b>1 2 3 4 OT</b>	<b>Total</b>
Patriots	84 123 106 97 0	410
Opponents	75 79 61 91 3	309

SCORING	TD	Ru	Pa	Rt	PAT	FG	S	TP
Gostkowski	0	0	0	0	40/40	36/40	0	148
Moss	11	0	11	0	0/0	0/0	0	66
Morris	7	7	0	0	0/0	0/0	0	42
Faulk	6	3	3	0	0/0	0/0	0	36
Green-Ellis	5	5	0	0	0/0	0/0	0	30
Jordan	4	4	0	0	0/0	0/0	0	24
Welker	3	0	3	0	0/0	0/0	0	20
Gaffney	2	0	2	0	0/0	0/0	0	14
Watson	2	2	0	0	0/0	0/0	0	12
Cassel	2	2	0	0	0/0	0/0	0	12
Hobbs	1	0	0	1	0/0	0/0	0	6
Patriots	43	21	21	1	40/40	36/40	0	410
Opponents	37	8	27	2	34/35	17/21	3	309

2-Pt. Conversions: Patriots 2-3 (Gaffney, Welker), Opponents: 1-2

RUSHING	NO	YDS	AVG	LG	TD
Morris	156	727	4.7	35	7
Faulk	83	507	6.1	41	3
Jordan	80	363	4.5	49t	4
Green-Ellis	74	275	3.7	15	5
Cassel	73	270	3.7	19	2
Maroney	28	93	3.3	17	0
Welker	3	26	8.7	19	0
Evans	11	23	2.1	4	0
Moss	2	0	0.0	2	0
O'Connell	3	-6	-2.0	-2	0
<b>Patriots</b>	<b>513</b>	<b>2278</b>	<b>4.4</b>	<b>49t</b>	<b>21</b>
<b>Opponents</b>	<b>415</b>	<b>1722</b>	<b>4.1</b>	<b>62t</b>	<b>8</b>

RECEIVING	NO	YDS	AVG	LG	TD
Welker	111	1165	10.5	64	3
Moss	69	1008	14.6	76t	11
Faulk	58	486	8.4	22	3
Gaffney	38	468	12.3	37	2
Watson	22	209	9.5	29	2
Morris	17	161	9.5	42	0
D.Thomas	9	93	10.3	18	0
Aiken	8	101	12.6	43	0
Evans	3	59	19.7	28	0
Green-Ellis	3	37	12.3	20	0
Washington	1	3	3.0	3	0
<b>Patriots</b>	<b>339</b>	<b>3790</b>	<b>11.2</b>	<b>76t</b>	<b>21</b>
<b>Opponents</b>	<b>288</b>	<b>3461</b>	<b>12.0</b>	<b>78t</b>	<b>27</b>

INTERCEPTIONS	NO	YDS	AVG	LG	TD
Meriweather	4	25	6.3	19	0
O'Neal	3	49	16.3	47	0
Hobbs	3	0	0.0	4	0
Wilhite	1	16	16.0	16	0
J.Sanders	1	9	9.0	9	0
Vrabel	1	5	5.0	5	0
Harrison	1	0	0.0	0	0
<b>Patriots</b>	<b>14</b>	<b>104</b>	<b>7.4</b>	<b>47</b>	<b>0</b>
<b>Opponents</b>	<b>11</b>	<b>186</b>	<b>16.9</b>	<b>89</b>	<b>0</b>

PUNTING	NO	YDS	AVG	NET TB	IN20 LG BLK
Hanson	49	2143	43.7	36.4	10 19 70 0
Cassel	1	57	57.0	57.0	0 1 57 0
<b>Patriots</b>	<b>50</b>	<b>2200</b>	<b>44.0</b>	<b>36.8</b>	<b>10 20 70 0</b>
<b>Opponents</b>	<b>75</b>	<b>3228</b>	<b>43.0</b>	<b>36.2</b>	<b>7 20 82 0</b>

PUNT RETURNS	NO	FC	YDS	AVG	LG	TD
Welker	24	6	237	9.9	44	0
Faulk	10	9	132	13.2	24	0
O'Neal	2	1	2	1.0	2	0
<b>Patriots</b>	<b>36</b>	<b>16</b>	<b>371</b>	<b>10.3</b>	<b>44</b>	<b>0</b>
<b>Opponents</b>	<b>11</b>	<b>13</b>	<b>158</b>	<b>14.4</b>	<b>30</b>	<b>0</b>

KICK RETURNS	NO	YDS	AVG	LG	TD
Hobbs	45	1281	28.5	95t	1
Slater	11	155	14.1	31	0
Morris	2	37	18.5	24	0
Faulk	2	36	18.0	25	0
Neal	1	27	27.0	27	0
Welker	1	26	26.0	26	0
<b>Patriots</b>	<b>62</b>	<b>1562</b>	<b>25.2</b>	<b>95t</b>	<b>1</b>
<b>Opponents</b>	<b>75</b>	<b>1672</b>	<b>22.3</b>	<b>92t</b>	<b>2</b>

Sacks: Seymour 8.0, A.Thomas 5.0, Vrabel 4.0, Wright 2.5, Meriweather 2.0, Wilfork 2.0, Green 2.0, Warren 2.0, Hobbs 1.5, Woods 1.0  
**Patriots 31.0, Opponents 48.0**

FIELD GOALS	1-19	20-29	30-39	40-49	50+
Gostkowski	0/0	10/12	16/16	9/11	1/1
<b>Patriots</b>	<b>0/0</b>	<b>10/12</b>	<b>16/16</b>	<b>9/11</b>	<b>1/1</b>
<b>Opponents</b>	<b>0/0</b>	<b>10/10</b>	<b>3/4</b>	<b>3/6</b>	<b>1/1</b>

**Gostkowski:** (37G) (21G, 37G, 28G, 27G) (37G, 44G) (35G, 40G, 49G) (48N, 47G) (31G, 40G) (30G, 27G, 41G) (29G, 35G, 25G) (32G, 49N, 37G) (42G, 31G, 47G) (30G, 30G) (29G, 27N) (50G, 42G, 27G) (38G, 35G, 24G, 30G) (33G, 26N, 23G)

**Opponents:** (40G) (31N, 21G) (39G) (25G, 44N, 35G, 23G) (20G, 44G, 25G) (52G) (25G) (22G, 34G) (20G, 25G, 20G, 40N, 45G) (0) (47N)

## STARTERS

**Offense:** WR Randy Moss (16); LT Matt Light (16); LG Logan Mankins (16); C Dan Koppen (16); RG Stephen Neal (9), Billy Yates (7); RT Nick Kaczur (14), Mark LeVoir (2); TE Benjamin Watson (9), David Thomas (5); WR Wes Welker (14); QB Matt Cassel (15), Tom Brady (1); RB Sammy Morris (7), Kevin Faulk (3), BenJarvus Green-Ellis (3), Laurence Maroney (3); 2nd TE David Thomas (5); 3rd WR Jabar Gaffney (7); 4th WR Sam Aiken (2); FB Heath Evans (4), Russ Hochstein (2).

**Defense:** LE Ty Warren (13), Mike Wright (2), Jarvis Green (1); NT/DT Vince Wilfork (16); RE/DT Richard Seymour (15), Jarvis Green (1); RE/OLB Adalius Thomas (8), Rosevelt Colvin (3), Pierre Woods (3), Jarvis Green (1), Gary Guyton (1); ILB Jerod Mayo (16); ILB Tedy Bruschi (12), Junior Seau (2), Gary Guyton (1); OLB Mike Vrabel (1), Adalius Thomas (1); LCB Deltha O'Neal (10), Jonathan Wilhite (4), Lewis Sanders (1), Terrence Wheatley (1); RCB Ellis Hobbs (16); SS Brandon Meriweather (10), Rodney Harrison (6); FS James Sanders (14), Lewis Sanders (2); 5th DB Brandon Meriweather (1), Lewis Sanders (1).

**2008 Coaching Staff:** Dom Capers, Special Assistant/Secondary; Ivan Fears, Running Backs; Pepper Johnson, Defensive Line; Pete Mangurian, Tight Ends; Josh McDaniels, Offensive Coordinator/Quarterbacks; Harold Nash, Assistant Strength and Conditioning; Bill O'Brien, Wide Receivers; Matt Patricia, Linebackers; Dean Pees, Defensive Coordinator; Dante Scarnecchia, Assistant Head Coach/Offensive Line; Brad Seely, Special Teams; Mike Woicki, Strength and Conditioning.

**Pro Bowl (2):** K Stephen Gostkowski (1), WR Wes Welker (1).

PASSING	ATT	CMP	YARDS	CMP%	YDS/ATT	TD	TD%	INT	INT%	LG	SK/YDS	RATING
M.Cassel	516	327	3693	63.4	7.16	21	4.1	11	2.1	76t	47/219	89.4
T.Brady	11	7	76	63.6	6.91	0	0.0	0	0.0	26	0/0	83.9
K.O'Connell	6	4	23	66.7	3.83	0	0.0	0	0.0	12	1/2	73.6
K.Faulk	1	1	-2	100.0	-2.00	0	0.0	0	0.0	-2	0/0	79.2
<b>Patriots</b>	<b>534</b>	<b>339</b>	<b>3790</b>	<b>63.5</b>	<b>7.10</b>	<b>21</b>	<b>3.9</b>	<b>11</b>	<b>2.1</b>	<b>76t</b>	<b>48/221</b>	<b>89.1</b>
<b>Opponents</b>	<b>474</b>	<b>288</b>	<b>3461</b>	<b>60.8</b>	<b>7.30</b>	<b>27</b>	<b>5.7</b>	<b>14</b>	<b>3.0</b>	<b>78t</b>	<b>31/239</b>	<b>89.8</b>

# 2009 FINAL STATISTICS (10-6)

Head Coach: Bill Belichick • AFC East Division Champions • Home Stadium: Gillette Stadium

DATE	W/L	SCORE	OPPONENT	ATTENDANCE
9/14	W	25-24	Buffalo	68,756
9/20	L	9-16	at N.Y. Jets	78,312
9/27	W	26-10	Atlanta	68,756
10/04	W	27-21	Baltimore	68,756
10/11	L	17-20	at Denver OT	76,011
10/18	W	59-0	Tennessee	68,756
10/25	W	35-7	at Tampa Bay*	84,254
BYE WEEK				
11/08	W	27-17	Miami	68,756
11/15	L	34-35	at Indianapolis	67,476
11/22	W	31-14	N.Y. Jets	68,756
11/30	L	17-38	at New Orleans	70,768
12/06	L	21-22	at Miami	70,102
12/13	W	20-10	Carolina	68,756
12/20	W	17-10	at Buffalo	70,000
12/27	W	35-7	Jacksonville	68,756
1/3	L	27-34	at Houston	71,029
*London				
AFC PLAYOFFS				
1/10	L	33-14	Baltimore	68,756

## Team Statistics

	PATS	OPP
<b>TOTAL FIRST DOWNS</b>	<b>373</b>	<b>289</b>
Rushing	114	80
Passing	222	193
Penalty	37	16
3rd Down: Made/Att	90/206	72/194
3rd Down Pct.	43.7	37.1
4th Down: Made/Att	11/22	10/21
4th Down Pct.	50.0	47.6
<b>POSSESSION AVG.</b>	<b>32:55</b>	<b>27:05</b>
<b>TOTAL NET YARDS</b>	<b>6357</b>	<b>5123</b>
Avg. Per Game	397.3	320.2
Total Plays	1076	941
Avg. Per Play	5.9	5.4
<b>NET YARDS RUSHING</b>	<b>1921</b>	<b>1768</b>
Avg. Per Game	120.1	110.5
Total Rushes	466	398
<b>NET YARDS PASSING</b>	<b>4436</b>	<b>3355</b>
Avg. Per Game	277.3	209.7
Sacked/Yards Lost	18/104	31/229
Gross Yards	4540	3584
Attempts/Completions	592/390	512/300
Completion Pct.	65.9	58.6
Had Intercepted	13	18
<b>PUNTS/AVERAGE</b>	<b>57/39.0</b>	<b>79/41.4</b>
<b>NET PUNTING AVG.</b>	<b>34.1</b>	<b>35.4</b>
<b>PENALTIES/YARDS</b>	<b>81/743</b>	<b>91/780</b>
<b>FUMBLES/BALL LOST</b>	<b>17/9</b>	<b>28/10</b>
<b>TOUCHDOWNS</b>	<b>50</b>	<b>35</b>
Rushing	19	6
Passing	28	25
Returns	3	4

Score by Periods	1	2	3	4	OT	Total
Patriots	99	183	70	75	0	427
Opponents	47	89	53	93	3	285

SCORING	TD	Ru	Pa	Rt	PAT	FG	S	TPS
Gostkowski	0	0	0	0	47/47	26/31	0	125
Moss	13	0	13	0	0/0	0/0	0	80
Maroney	9	9	0	0	0/0	0/0	0	54
Watson	5	0	5	0	0/0	0/0	0	30
F. Taylor	4	4	0	0	0/0	0/0	0	24
Welker	4	0	4	0	0/0	0/0	0	24
Faulk	3	2	1	0	0/0	0/0	0	18
Aiken	2	0	2	0	0/0	0/0	0	12
Baker	2	0	2	0	0/0	0/0	0	12
Morris	2	0	0	0	0/0	0/0	0	12
Bodden	1	0	0	1	0/0	0/0	0	6
Brady	1	1	0	0	0/0	0/0	0	6
Butler	1	0	0	1	0/0	0/0	0	6
Edeleman	1	0	1	0	0/0	0/0	0	6
Hoyer	1	1	0	0	0/0	0/0	0	6
Meriweather	1	0	0	1	0/0	0/0	0	6
Patriots	50	19	28	3	47/47	26/31	0	427
Opponents	35	6	25	4	33/34	14/20	0	285

2-Pl. Conversions: Patriots 1-3 (Moss)  
Opponents: 0-1.

RUSHING	NO	YDS	AVG	LG	TD
Maroney	194	757	3.9	45t	9
Faulk	62	335	5.4	29	2
Morris	73	319	4.4	55	2
F. Taylor	63	269	4.3	19	4
Green-Ellis	26	114	4.4	29	0
Brady	29	44	1.5	9	1
Welker	5	36	7.2	11	0
Hoyer	10	25	2.5	20	1
Tate	1	11	11.0	11	0
Slater	1	6	6.0	6	0
Edelman	2	5	2.5	5	0
<b>Patriots</b>	<b>466</b>	<b>1921</b>	<b>4.1</b>	<b>55</b>	<b>6</b>
<b>Opponents</b>	<b>398</b>	<b>1768</b>	<b>4.4</b>	<b>50</b>	<b>6</b>

RECEIVING	NO	YDS	AVG	LG	TD
Welker	123	1348	11.0	58	4
Moss	83	1264	15.2	71t	13
Edelman	37	359	9.7	29	1
Faulk	37	301	8.1	38t	1
Watson	29	404	13.9	36	5
Aiken	20	326	16.3	81t	2
Morris	19	180	9.5	35	0
Baker	14	142	10.1	36t	2
Maroney	14	99	7.1	17	0
Galloway TM	7	67	9.6	19	0
Stanback	3	22	7.3	9	0
F. Taylor	2	17	8.5	13	0
Green-Ellis	2	11	5.5	6	0
<b>Patriots</b>	<b>390</b>	<b>4540</b>	<b>11.6</b>	<b>81t</b>	<b>28</b>
<b>Opponents</b>	<b>300</b>	<b>3584</b>	<b>11.9</b>	<b>75t</b>	<b>25</b>

INTERCEPTIONS	NO	YDS	AVG	LG	TD
Meriweather	5	149	29.8	56	1
Bodden	5	60	12.0	53t	1
Butler	3	91	30.3	91t	1
Wilhite	2	17	8.5	17	0
Springs	1	8	8.0	8	0
Chung	1	2	2.0	2	0
Moss	1	0	0.0	0	0
<b>Patriots</b>	<b>18</b>	<b>327</b>	<b>18.2</b>	<b>91t</b>	<b>3</b>
<b>Opponents</b>	<b>13</b>	<b>146</b>	<b>11.2</b>	<b>38</b>	<b>1</b>

PUNTING	NO	YDS	AVG	NET	TB	IN	LG	BLK
Hanson	56	2221	39.7	34.1	5	18	56	1
<b>Patriots</b>	<b>57</b>	<b>2221</b>	<b>39.0</b>	<b>34.1</b>	<b>5</b>	<b>18</b>	<b>56</b>	<b>1</b>
<b>Opponents</b>	<b>79</b>	<b>3267</b>	<b>41.4</b>	<b>35.4</b>	<b>2</b>	<b>22</b>	<b>64</b>	<b>0</b>

PUNT RETURNS	NO	FC	YDS	AVG	LG	TD
Welker	27	16	338	12.5	69	0
Edelman	6	1	63	10.5	35	0
Faulk	5	2	31	6.2	15	0
<b>Patriots</b>	<b>38</b>	<b>19</b>	<b>432</b>	<b>11.4</b>	<b>69</b>	<b>0</b>
<b>Opponents</b>	<b>20</b>	<b>16</b>	<b>180</b>	<b>9.0</b>	<b>31</b>	<b>0</b>

KICK RETURNS	NO	YDS	AVG	LG	TD
Maroney	13	279	21.5	52	0
Edelman	11	241	21.9	32	0
Slater	11	269	24.5	35	0
Faulk	6	144	24.0	32	0
Butler	5	104	20.8	26	0
Tate	4	106	26.5	34	0
Welker	2	45	22.5	27	0
Connolly	1	16	16.0	16	0
Stanback	1	22	22.0	22	0
<b>Patriots</b>	<b>54</b>	<b>1226</b>	<b>22.7</b>	<b>52</b>	<b>0</b>
<b>Opponents</b>	<b>70</b>	<b>1705</b>	<b>24.4</b>	<b>51</b>	<b>0</b>

Sacks: Banta-Cain 10.0, D. Burgess 5, Wright 5, A. Thomas 3, Chung 2, Guyton 1.5, Mayo 1.5, Green 1, Ninkovich 1, Warren 1.  
**Patriots 31.0, Opponents 18.0**

PASSING	ATT	CMP	YARDS	CMP%	YDS/ATT	TD	TD%	INT	INT%	LG	SK/YDS	RATING
Brady	565	371	4398	65.7	7.78	28	5.0	13	2.3	81t	16/86	96.2
Hoyer	27	19	142	70.4	5.26	0	0.0	0	0.0	17	2/18	82.6
Patriots	592	390	4540	65.9	7.67	28	4.7	13	2.2	81t	18/104	95.6
Opponents	512	300	3584	58.6	7.00	25	4.9	18	3.5	75t	31/229	81.7

FIELD GOALS	1-19	20-29	30-39	40-49	50+
Gostkowski	0/0	7/7	12/13	5/8	2/3
<b>Patriots</b>	<b>0/0</b>	<b>7/7</b>	<b>12/13</b>	<b>5/8</b>	<b>2/3</b>
<b>Opponents</b>	<b>0/0</b>	<b>6/6</b>	<b>4/6</b>	<b>3/4</b>	<b>1/4</b>

**Gostkowski:** (41N, 20G, 28G) (45G, 25G, 29G) (21G, 33G, 22G, 33G) (32G, 33G) (53G, 40N) (39N, 33G) ( ) (30G, 38G, 34G, 40G) (31G, 36G) (26G, 40N) (36G, 50N) ( ) (48G, 47G) (30G) ( ) (51G, 43G)

**Opponents:** (40G) (33G, 24G, 39G) (26G) ( ) (48N, 24G, 41G) ( ) ( ) (52G) ( ) ( ) (30G, 37N) (29G, 24G, 41G) (53N, 36G) (25G, 56N) ( ) (56N, 38N)

## STARTERS

**Offense:** WR Randy Moss (16); LT Matt Light (11), Sebastian Vollmer (5); LG Logan Mankins (16); C Dan Koppen (16); RG Stephen Neal (12), Dan Connolly (4); RT Nick Kaczur (13), Sebastian Vollmer (3); TE Benjamin Watson (7), Chris Baker (2); WR Wes Welker (13); Joey Galloway (2); QB Tom Brady (16); Kevin Faulk (7), Laurence Maroney (5), RB Sammy Morris (3), Fred Taylor (1); 2nd TE Chris Baker (5); 3rd WR Sam Aiken (7), Julian Edelman (5); 4th WR Julian Edelman (2), Isaiah Stanback (2), Brandon Tate (1); FB Sammy Morris (1); 2nd RB Sammy Morris (1).

**Defense:** LE Ty Warren (12), Ron Brace (1), Derrick Burgess (1), Mike Wright (1); LDT Vince Wilfork (2); NT Vince Wilfork (6), Mike Wright (2), Ron Brace (1); DT Vince Wilfork (5), Mike Wright (3); RE Jarvis Green (10), Mike Wright (3), Tully Banta-Cain (1), Derrick Burgess (1); RT Jarvis Green (2); OLB Adalius Thomas (10), Tully Banta-Cain (9), Pierre Woods (5), Derrick Burgess (4), Gary Guyton (1); ILB Jerod Mayo (12), Gary Guyton (13); MLB Gary Guyton (2), Adalius Thomas (1); LCB Shawn Springs (8), Jonathan Wilhite (4), Darius Butler (3), Leigh Bodden (1); RCB Leigh Bodden (13), Jonathan Wilhite (3); SS Brandon Meriweather (16); FS Brandon McGowan (11), James Sanders (5); 5th DB Darius Butler (2), Patrick Chung (1), Jonathan Wilhite (1).

**2009 Coaching Staff:** Josh Boyer, Defensive Back; Ivan Fears, Running Backs; Pepper Johnson, Defensive Line; Harold Nash, Assistant Strength and Conditioning; Bill O'Brien, Quarterbacks; Scott O'Brien, Special Teams; Chad O'Shea, Receivers; Matt Patricia, Linebackers; Dean Pees, Defensive Coordinator; Dante Scarnecchia, Assistant Head Coach/Offensive Line; Shane Waldron, Tight Ends; Mike Woicik, Strength and Conditioning.

**Pro Bowl (5):** QB Tom Brady (5), G Logan Mankins (2), S Brandon Meriweather (1), WR Wes Welker (2), NT Vince Wilfork (2).

## RESULTS

DATE	W/L	SCORE	OPPONENT	ATTENDANCE
9/12	W	38-24	Cincinnati	68,756
9/19	L	14-28	N.Y. Jets	78,635
9/26	W	38-30	Buffalo	69,090
10/04	W	41-14	at Miami	68,756
			BYE WEEK	
10/17	W	23-20	Baltimore OT	68,756
10/24	W	23-20	at San Diego	68,836
10/31	W	28-18	Minnesota	68,756
11/07	L	14-34	Cleveland	66,292
11/14	W	39-26	at Pittsburgh	64,359
11/21	W	31-28	Indianapolis	68,756
11/25	W	45-24	at Detroit	60,965
12/06	W	45-3	N.Y. Jets	68,756
12/12	W	36-7	at Chicago	62,347
12/19	W	31-27	Green Bay	68,756
12/26	W	34-3	at Buffalo	68,281
1/02	W	38-7	Miami	68,756
<b>AFC PLAYOFFS</b>				
1/16	L	21-28	N.Y. Jets	68,756

<b>TOTAL FIRST DOWNS</b>	<b>335</b>	<b>348</b>
Rushing	119	99
Passing	196	226
Penalty	20	23
3rd Down: Made/Att	95/197	99/210
3rd Down Pct.	48.2	47.1
4th Down: Made/Att	7/14	12/20
4th Down Pct.	50.0	60.0
<b>POSSESSION AVG.</b>	<b>29:00</b>	<b>31:00</b>
<b>TOTAL NET YARDS</b>	<b>5820</b>	<b>5864</b>
Avg. Per Game	363.8	366.5
Total Plays	986	1056
Avg. Per Play	5.9	5.6
<b>NET YARDS RUSHING</b>	<b>1973</b>	<b>1728</b>
Avg. Per Game	123.3	108.0
Total Rushes	454	409
<b>NET YARDS PASSING</b>	<b>3847</b>	<b>4136</b>
Avg. Per Game	240.4	258.5
Sacked/Yards Lost	25/175	36/212
Gross Yards	4022	4348
Attempts/Completions	507/331	611/388
Completion Pct.	65.3	63.5
Had Intercepted	5	25
<b>PUNTS/AVERAGE</b>	<b>58/43.2</b>	<b>58/41.8</b>
<b>NET PUNTING AVG.</b>	<b>38.4</b>	<b>34.2</b>
<b>PENALTIES/YARDS</b>	<b>83/766</b>	<b>84/687</b>
<b>FUMBLES/BALL LOST</b>	<b>9/5</b>	<b>20/13</b>
<b>TOUCHDOWNS</b>	<b>65</b>	<b>36</b>
Rushing	19	10
Passing	37	25
Paterson	0	1

Score by Periods	1	2	3	4	OT	Total
Patriots	103	152	138	122	3	518
Opponents	39	91	77	106	0	313

CORING	TD	R	Pa	RT	PAT	FG	S	TP
Green-Elkins	13	13	0	0	0/0	0	0	78
Graham	0	13	0	0	35/37	12/12	0	71
Gronkowski	10	10	10	0	0/0	0	0	60
Gostkowski	0	0	0	0	26/26	10/13	0	56
Welker	7	7	7	0	1/1	0	0	43
Hernandez	6	6	6	0	0/0	0	0	36
Woodhead	6	5	1	0	0/0	0	0	36
Branch	5	5	5	0	0/0	0	0	30
Tate	5	0	3	2	0/0	0	0	30
Moss	3	0	3	0	0/0	0	0	18
Arrington	2	0	0	2	0/0	0	0	12
Crumpler	2	2	2	0	0/0	0	0	12
Guyton	2	0	0	2	0/0	0	0	12
Brady	1	1	0	0	0/0	0	0	6
Chung	1	0	0	1	0/0	0	0	6
Edelman	1	0	0	1	0/0	0	0	6
Sanders	1	0	0	1	0/0	0	0	6
<b>Patriots</b>	<b>65</b>	<b>19</b>	<b>37</b>	<b>9</b>	<b>62/64</b>	<b>22/26</b>	<b>0</b>	<b>518</b>
<b>Opponents</b>	<b>36</b>	<b>10</b>	<b>25</b>	<b>1</b>	<b>32/32</b>	<b>19/25</b>	<b>0</b>	<b>213</b>

<b>RUSHING</b>	<b>NO</b>	<b>YDS</b>	<b>AVG</b>	<b>LG</b>	<b>TD</b>
Green-Ellis	229	1008	4.4	33	13
Woodhead	97	547	5.6	36½	5
Taylor	43	155	3.6	24	0
Tate	5	62	12.4	22	0
Morris	20	56	2.8	9	0
Hernandez	3	47	15.7	18	0
Faulk	8	45	5.6	11	0
Brady	31	30	1.0	9	1
Clayton	6	17	2.8	5	0
Edelman	2	14	7.0	13	0
Hoyer	10	-8	- .8	1	0
<b>Patriots</b>	<b>454</b>	<b>1723</b>	<b>4.3</b>	<b>36½</b>	<b>19</b>
<b>Opponents</b>	<b>409</b>	<b>1978</b>	<b>4.2</b>	<b>36</b>	<b>10</b>

RECEIVING	NO	YDS	AVG	LG	TD
Welker	86	848	9.9	35	7
Branch	48	706	14.7	79	5
Hernandez	45	563	12.5	46	6
Gronkowski	42	546	13.0	28	10
Woodhead	34	379	11.1	50	1
Tate	24	432	18.0	65	3
Green-Elis	12	85	7.1	16	0
Moss <sup>TM</sup>	9	139	15.4	35	3
Edelman	7	86	12.3	40	0
Morris	7	77	11.0	22	0
Faulk	6	62	10.3	21	0
Crumpler	6	52	8.7	27	2
Price	3	41	13.7	18	0
Taylor	2	6	3.0	7	0
<b>Patriots</b>	<b>331</b>	<b>4022</b>	<b>12.2</b>	<b>791</b>	<b>37</b>
<b>Opponents</b>	<b>388</b>	<b>4438</b>	<b>11.2</b>	<b>696</b>	<b>25</b>

INTERCEPTIONS	NO	YDS	AVG	LG	TD
McCurry	7	110	15.7	50	0
Chung	3	96	32.0	51t	1
Sanders	3	60	20.0	32t	1
Meriwether	3	39	13.0	39	0
Guyton	2	72	36.0	59t	1
Ninkovich	2	1	0.5	1	0
Page	2	0	0.0	0	0
Arrington	1	36	36.0	36t	1
Spikes	1	5	5.0	5	0
Fletcher	1	0	0.0	0	0
<b>Patriots</b>	<b>25</b>	<b>419</b>	<b>16.8</b>	<b>59t</b>	<b>4</b>
<b>Opponents</b>	<b>5</b>	<b>12</b>	<b>2.4</b>	<b>12</b>	<b>0</b>

PUNTING	NO	YDS	AVG	NET	TB	IN	LG	BLK
Mesko	58	2505	43.2	38.4	5	19	65	0
Patriots	58	2505	43.2	38.4	5	19	65	0
Opponents	58	2422	41.8	34.2	4	23	61	1

PUNT RETURNS	NO	FC	YDS	AVG	LG	TD
Edelman	21	6	321	15.3	94t	1
Welker	5	7	36	7.2	22	0
Tate	1	0	4	4.0	4	0
Faulk	0	1	0	0	0	0
<b>Patriots</b>	<b>27</b>	<b>14</b>	<b>361</b>	<b>13.4</b>	<b>94t</b>	<b>1</b>
<b>Opponents</b>	<b>25</b>	<b>14</b>	<b>179</b>	<b>7.2</b>	<b>18</b>	<b>0</b>

KICK RETURNS	NO	YDS	AVG	LG	TD
Tate	41	1057	25.8	103t	2
Crumpler	5	18	3.6	7	0
Morris	5	66	13.2	23	0
Connolly	3	90	30.0	71	0
Green-Ellis	1	0	0.0	0	0
Fletcher	1	0	0.0	0	0
<b>Patriots</b>	<b>56</b>	<b>1231</b>	<b>22.0</b>	<b>103t</b>	<b>2</b>
<b>Opponents</b>	<b>81</b>	<b>1826</b>	<b>22.5</b>	<b>95t</b>	<b>1</b>

**Sacks:** Wright 5.5, Banta-Cain 5.0, Ninkovich 4.0, G. Warren 3.5, Guyton 3.0, Deaderick 2.0, Fletcher 2.0, Mayo 2.0, Moore 2.0, Wilfork 2.0, Cunningham 1.0, Love 1.0, McCourty 1.0, Woods 1.0, Crable 0.5, Pryor 0.5  
**Patriots 36.0 Opponents 25.0**

FIELD GOALS	1-19	20-29	30-39	40-49	50+
Gostkowski	0/0	2/2	6/7	2/3	0/1
Graham	1/1	5/5	5/5	1/1	0/0
<b>Patriots</b>	<b>1/1</b>	<b>7/7</b>	<b>11/12</b>	<b>3/4</b>	<b>0/1</b>
<b>Opponents</b>	<b>1/1</b>	<b>6/7</b>	<b>9/9</b>	<b>2/4</b>	<b>1/5</b>

**Gostkowski:** (32G, 47N, 56N) (37N) (43G)  
(23G, 30G) (38G, 24G, 35G) (40G, 35G, 35G)  
( ) ( ) ( ) ( ) ( ) ( ) ( ) ( ) ( ) ( )  
**Graham:** ( ) ( ) ( ) ( ) ( ) ( ) ( ) ( ) (31G, 36G)  
(25G) (19G) (41G) (30G, 25G, 29G) (38G)  
(34G, 26G) (28G)

**Opponents:** (54G) (49G, 36G) (39G, 39G, 34G, 51N) (53B) (26G, 25G) (32G, 28G, 50N) (24G) (38G, 37G) (22G, 26N) ( ) (44G, 46N) (53N, 39G) ( ) (31G, 19G) (26G) (40N)

**Offense:** WR Wes Welker (11), Brandon Tate (5); LT Matt Light (16); LG Logan Mankins (9), Dan Connolly (7); C Dan Koppen (16); RB Stephen Neal (8), Dan Connolly (6), Ryan Wendell (2); RT Sebastian Vollmer (16); TE Alge Crumpler (10), Aaron Hernandez (5), WR Deion Branch (9), Randy Moss (3), Julian Edelman (2), Brandon Tate (2); QB Tom Brady (16); RB BenJarvus Green-Ellis (11), Danny Woodhead (3), Kevin Faulk (2); 2nd TE Rob Gronkowski (11), Aaron Hernandez (2); 3rd WR Brandon Tate (3); 4th WR Julian Edelman (1).

**Defense:** LE Vince Wilfork (6), Ron Brace (3), Brandon Deaderick (2), Gerard Warren (2), Landon Cohen (1); LDT Vince Wilfork (3); Gerard Warren (1); NT Gerard Warren (4), Vince Wilfork (4), Ron Brace (1), Kyle Love (1), Myron Pryor (1), Mike Wright (1); RDT Myron Pryor (1), Vince Wilfork (1), Mike Wright (1); RE Gerard Warren (3), Mike Wright (2), Brandon Deaderick (2), Eric Moore (2), Vince Wilfork (2), Ron Brace (1); OLB Jermaine Cunningham (1), Rob Ninkovich (10), Tully Banta-Cain (6), Gary Guyton (2), Eric Moore (1); ILB Jerod Mayo (16), Brandon Spikes (8), Gary Guyton (6), LCB Devin McCourty (12), Kyle Arrington (2), Darius Butler (2); RCB Kyle Arrington (12), Devin McCourty (4); S Patrick Chung (13), Brandon Meriweather (13), James Sanders (6); 5th DB James Sanders (3), Darius Butler (1), Jarrad Page (1), Jonathan Wilhite (1).

**2009 Coaching Staff:** Josh Boyer, Defensive Backs; Corwin Brown, Defensive Backs; Ivan Fears, Running Backs; Brian Ferentz, Offensive Assistant Coach; Brian Flores, Assistant Coach Offense/Special Teams; Patrick Graham, Defensive Assistant Coach; Pepper Johnson, Defensive Line; Harold Nash, Assistant Strength and Conditioning; Bill O'Brien, Quarterbacks; Scott O'Brien, Special Teams; Chad O'Shea, Receivers; Matt Patricia, Linebackers; Dante Scarneccchia, Assistant Head Coach/Offensive Line; Shane Waldron, Tight Ends; Mike Woicik, Strength and Conditioning.

**Pro Bowl (6):** QB Tom Brady (6), LT Matt Light (3), G Logan Mankins (3), LB Jerod Mayo (1), S Brandon Meriweather (2), CB Devin McCourty (1), WR Wes Welker (3), NT Vince Wilfork (3).

PASSING	ATT	CMP	YARDS	CMP%	YDS/ATT	TD	TD%	INT	INT%	LG	SK/YDS	RATING
Brady	492	324	3900	65.9	7.9	36	7.3	4	0.8	79t	25/175	111.0
Hoyer	15	7	122	46.7	8.1	1	6.7	1	6.7	42t	0/0	69.3
Patriots	507	331	4022	65.3	7.9	37	7.3	5	1.0	79t	25/175	109.8
Opponents	611	338	4348	63.5	7.1	25	4.1	25	4.1	69l	36/212	81.2

# 2011 FINAL STATISTICS (13-3)

Head Coach: Bill Belichick • AFC East Division Champions • Home Stadium: Gillette Stadium

DATE	W/L	SCORE	OPPONENT	ATTENDANCE
9/12	W	38-24	at Miami	66,860
9/18	W	35-21	San Diego	68,756
9/25	L	31-34	at Buffalo	68,174
10/02	W	31-19	at Oakland	62,572
10/09	W	30-21	N.Y. Jets	68,756
10/16	W	20-16	Dallas	68,756
10/23			BYE WEEK	
10/30	L	17-25	at Pittsburgh	64,424
11/06	L	20-24	N.Y. Giants	68,756
11/13	W	37-16	at N.Y. Jets	79,088
11/21	W	34-3	Kansas City	68,756
11/27	W	38-20	at Philadelphia	69,144
12/04	W	31-24	Indianapolis	68,756
12/11	W	34-27	at Washington	77,825
12/18	W	41-23	at Denver	76,556
12/24	W	27-24	Miami	68,756
1/01	W	49-21	Buffalo	68,756
<b>AFC PLAYOFFS</b>				
1/14	W	45-10	Denver	68,756
1/22	W	23-20	Baltimore	68,756
<b>SUPER BOWL XLVI (at Indianapolis, Ind.)</b>				
2/05	L	17-21	N.Y. Giants	68,658

## Team Statistics

	PATS	OPP
<b>TOTAL FIRST DOWNS</b>	<b>399</b>	<b>370</b>
Rushing	107	101
Passing	262	245
Penalty	30	24
3rd Down: Made/Att	89/194	87/202
3rd Down Pct.	45.9	43.1
4th Down: Made/Att	7/11	8/19
4th Down Pct.	63.6	42.1
<b>POSSESSION AVG.</b>	<b>28:47</b>	<b>31:13</b>
<b>TOTAL NET YARDS</b>	<b>6848</b>	<b>6577</b>
Avg. Per Game	428.0	411.1
Total Plays	1082	1064
Avg. Per Play	6.3	6.2
<b>NET YARDS RUSHING</b>	<b>1764</b>	<b>1874</b>
Avg. Per Game	110.3	117.1
Total Rushes	438	405
<b>NET YARDS PASSING</b>	<b>5084</b>	<b>4703</b>
Avg. Per Game	317.8	293.9
Sacked/Yards Lost	32/173	40/274
Gross Yards	5257	4977
Attempts/Completions	612/402	619/386
Completion Pct.	65.7	62.4
Had Intercepted	12	23
<b>PUNTS/AVERAGE</b>	<b>57/46.5</b>	<b>67/45.6</b>
<b>NET PUNTING AVG.</b>	<b>57/41.5</b>	<b>67/39.1</b>
<b>PENALTIES/YARDS</b>	<b>87/815</b>	<b>115/907</b>
<b>FUMBLES/BALL LOST</b>	<b>13/5</b>	<b>21/11</b>
<b>TOUCHDOWNS</b>	<b>61</b>	<b>40</b>
Rushing	18	13
Passing	39	26
Returns	4	1
<b>Score by Periods</b>	<b>1 2 3 4 OT</b>	<b>TOTAL</b>
Patriots	82 148 141 142	0 513
Opponents	87 83 50 122	0 342

SCORING	TD	R	Pa	Rt	PaT	FG	S	TP
Gostkowski	0	0	0	0	59/59	28/33	0	143
Gronkowski	18	17	0	0/0	0/0	0/0	0	108
Green-Ellis	11	11	0	0/0	0/0	0/0	0	66
Welker	9	0	9	0/1	0/0	0/0	0	54
Hernandez	7	0	7	0/0	0/0	0/0	0	42
Branch	5	0	5	0/0	0/0	0/0	0	30
Brady	3	3	0	0/0	0/0	0/0	0	18
Woodhead	1	1	0	0/0	0/0	0/0	0	6
Edelman	1	0	1	0/0	0/0	0/0	0	6
Moore	1	0	0	0/0	0/0	0/0	0	6
Ninkovich	1	0	0	1/0	0/0	0/0	0	6
Ochocinco	1	0	1	0/0	0/0	0/0	0	6
Ridley	1	1	0	0/0	0/0	0/0	0	6
Vereen	1	1	0	0/0	0/0	0/0	0	6
<b>Wilfork</b>	<b>1</b>	<b>0</b>	<b>0</b>	<b>1/0</b>	<b>0/0</b>	<b>0/0</b>	<b>0</b>	<b>6</b>
Patriots	61	18	39	4	59/59	28/33	0	513
Opponents	40	13	26	1	38/38	20/23	0	342

RUSHING	NO	YDS	AVG	LG	TD
Green-Ellis	181	667	3.7	18	11
Ridley	87	441	5.1	33t	1
Woodhead	77	351	4.6	12	1
Brady	43	109	2.5	13	3
Faulk	17	57	3.4	9	0
Vereen	15	57	3.8	19	1
Hernandez	5	45	9.0	19	0
Welker	4	30	7.5	19	0
Edelman	4	8	2.0	6	0
Gronkowski	1	2	2.0	2t	1
Hoyer	4	-3	-0.8	0	0
<b>Patriots</b>	<b>438</b>	<b>1764</b>	<b>4.0</b>	<b>33t</b>	<b>18</b>
<b>Opponents</b>	<b>405</b>	<b>1874</b>	<b>4.6</b>	<b>41</b>	<b>13</b>

RECEIVING	NO	YDS	AVG	LG	TD
Welker	122	1569	12.9	99t	9
Gronkowski	90	1327	14.7	52t	17
Hernandez	79	910	11.5	46	7
Branch	51	702	13.8	63	5
Woodhead	18	157	8.7	16	0
Ochocinco	15	276	18.4	53	1
Green-Ellis	9	159	17.7	53	0
Faulk	7	34	4.9	18	0
Edelman	4	34	8.5	11	0
Underwood	3	30	10.0	13	0
Ridley	3	13	4.3	8	0
Slater	1	46	46.0	46	0
<b>Patriots</b>	<b>402</b>	<b>5257</b>	<b>13.1</b>	<b>99t</b>	<b>39</b>
<b>Opponents</b>	<b>386</b>	<b>4977</b>	<b>12.9</b>	<b>58</b>	<b>26</b>

INTERCEPTIONS	NO	YDS	AVG	LG	TD
Arrington	7	92	13.1	28	0
Wilfork	2	47	23.5	28	0
Molden	2	40	20.0	27	0
McCourt	2	38	19.0	38	0
Ninkovich	2	30	15.0	18	1
Moore	2	26	13.0	21t	1
Mayo	2	4	2.0	2	0
Guyton	1	17	17.0	17	0
Brown	1	2	2.0	2	0
Adams	1	0	0.0	0	0
Chung	1	0	0.0	0	0
<b>Patriots</b>	<b>23</b>	<b>296</b>	<b>12.9</b>	<b>38</b>	<b>2</b>
<b>Opponents</b>	<b>12</b>	<b>186</b>	<b>15.5</b>	<b>42</b>	<b>1</b>

PUNTING	NO	YDS	AVG	NET	TB	IN	LG	BLK
Mesko	57	2648	46.5	41.5	3	24	65	0
<b>Patriots</b>	<b>57</b>	<b>2648</b>	<b>46.5</b>	<b>41.5</b>	<b>3</b>	<b>24</b>	<b>65</b>	<b>0</b>
<b>Opponents</b>	<b>67</b>	<b>3055</b>	<b>45.6</b>	<b>39.1</b>	<b>2</b>	<b>26</b>	<b>64</b>	<b>0</b>

PUNT RETURNS	NO	FC	YDS	AVG	LG	TD
Edelman	28	7	296	10.6	72t	1
Welker	8	6	82	10.3	25	0
Faulk	2	0	11	5.5	7	0
<b>Patriots</b>	<b>38</b>	<b>13</b>	<b>389</b>	<b>10.2</b>	<b>72t</b>	<b>1</b>
<b>Opponents</b>	<b>26</b>	<b>18</b>	<b>220</b>	<b>8.5</b>	<b>26</b>	<b>0</b>

KICK RETURNS	NO	YDS	AVG	LG	TD
Woodhead	20	437	21.9	37	0
Edelman	12	284	23.7	37	0
Ridley	7	152	21.7	32	0
Slater	4	68	17.0	22	0
Gronkowski	1	11	11.0	11	0
McCourt	1	24	24.0	24	0
Ninkovich	1	10	10.0	10	0
<b>Patriots</b>	<b>46</b>	<b>986</b>	<b>21.4</b>	<b>37</b>	<b>0</b>
<b>Opponents</b>	<b>60</b>	<b>1294</b>	<b>21.6</b>	<b>38</b>	<b>0</b>

**Sacks:** Anderson 10.0, Carter 10.0, Ninkovich 6.5, Wilfork 3.5, Love 3.0, Deaderick 2.0, Chung 1.0, Ellis 1.0, Mayo 1.0, Warren 1.0, Pryor 0.5, Wright 0.5

**Patriots 40.0, Opponents 32.0**

PASSING	ATT	CMP	YARDS	CMP%	YDS/ATT	TD	TD%	INT	INT%	LG	SK/YDS	RATING
Brady	611	401	5235	65.6	8.57	39	6.4	12	2.0	99t	32/173	105.6
Hoyer	1	1	22	100.0	22.0	0	0.0	0	0.0	22	0/0	118.8
<b>Patriots</b>	<b>612</b>	<b>402</b>	<b>5257</b>	<b>65.7</b>	<b>8.59</b>	<b>39</b>	<b>6.4</b>	<b>12</b>	<b>2.0</b>	<b>99t</b>	<b>32/173</b>	<b>105.7</b>
<b>Opponents</b>	<b>619</b>	<b>386</b>	<b>4977</b>	<b>62.4</b>	<b>8.04</b>	<b>26</b>	<b>4.2</b>	<b>23</b>	<b>3.7</b>	<b>58</b>	<b>40/274</b>	<b>86.1</b>

FIELD GOALS	1-19	20-29	30-39	40-49	50+
Gostkowski	1/1	12/13	5/6	9/11	1/2
<b>Patriots</b>	<b>1/1</b>	<b>12/13</b>	<b>5/6</b>	<b>9/11</b>	<b>1/2</b>
<b>Opponents</b>	<b>0/0</b>	<b>14/15</b>	<b>2/2</b>	<b>4/6</b>	<b>0/0</b>

**Gostkowski:** (48N,20G)(22G,47G)(23G)(44G)(44G,24G,28G)(31G,26G)(46G,42N)(27N,32G,45G)(50G,36G,27G)(21G,19G)(39N,45G)(39G)(23G,24G)(21G,34G)(51N,45G,42G)(47G,20G)

**Opponents:** (20G)( ) (42G,28G)(28G,26G)( ) (48G,26G,26G)(33G,21G,23G,44N)(22G)(24N)(26G)(43G,22G)(31G) (24G,25G)(26G)(47G)(45N)

## STARTERS

**Offense:** WR Wes Welker (15) ; LT Matt Light (15), Logan Mankins (1); LG Logan Mankins (14), Donald Thomas (1), Ryan Wendell (1); C Dan Connolly (11), Nick McDonald (2), Ryan Wendell (2), Dan Koppert (1); RG Brian Waters (16); RT N. Solder (1), Sebastian Vollmer (5); TE Rob Gronkowski (16); TE Aaron Hernandez (12), Nate Solder (2), Thomas Welch (1); QB Tom Brady (16); WR Deion Branch (15), Chad Ochocinco (1); RB BenJarvus Green-Ellis (6), Danny Woodhead (4), Kevin Faulk (3), Stevan Ridley (2), 3rd TE Dan Gronkowski (1); 3rd WR Chad Ochocinco (2).

**Defense:** LE Shaun Ellis (10), Brandon Deaderick (3), Mark Anderson (1), Rob Ninkovich (1), Vince Wilfork (1); LDT Vince Wilfork (13); NT Vince Wilfork (3); RDT Kyle Love (12), Mike Wright (1); RE Andre Carter (14), Brandon Deaderick (2); ROLB Rob Ninkovich (14), Jerod Mayo (1), Tracy White (1); MLB Jerod Mayo (11), Gary Guyton (4), Dane Fletcher (1); ROLB Brandon Spikes (6), Dan Fletcher (4), Gary Guyton (2), Jerod Mayo (1) Rob Ninkovich (1), Jeff Terpinian (1); LCB Devin McCourty (14), Antwaun Molden (2); S James Ihedigbo (12) Patrick Chung (8), Josh Barrett (4), Sterling Moore (3), Matthew Slater (3), Sergio Brown (2); 5th DB Leigh Bodden (1), Sergio Brown (1), Nate Jones (1).

**2011 Coaching Staff:** Josh Boyer, Defensive Backs; Moses Cabrera, Assistant Strength and Conditioning; Ivan Fears, Running Backs; Brian Ferentz, Tight Ends; Brian Flores, Defensive Assistant; George Godsey, Offensive Assistant; Patrick Graham, Linebackers; Pepper Johnson, Defensive Line; Harold Nash, Head Strength and Conditioning; Bill O'Brien, Offensive Coordinator/Quarterbacks; Scott O'Brien, Special Teams; Chad O'Shea, Receivers; Matt Patricia, Safeties; Dante Scarnecchia, Assistant Head Coach/Offensive Line.

**Pro Bowl (8):** QB Tom Brady (7), DE Andre Carter (1) TE Rob Gronkowski (1), G Logan Mankins (4), ST Matthew Slater (1), G Brian Waters (6), WR Wes Welker (4), NT Vince Wilfork (4).



# 2012 FINAL STATISTICS (12-4)

Head Coach: Bill Belichick • AFC East Division Champions • Home Stadium: Gillette Stadium

DATE	W/L	SCORE	OPPONENT	ATTENDANCE
9/09	W	34-13	at Tennessee	69,143
9/16	L	18-20	Arizona	68,756
9/23	L	30-31	at Baltimore	71,269
9/30	W	52-28	at Buffalo	70,684
10/07	W	31-21	Denver	68,756
10/14	L	23-24	at Seattle	68,137
10/21	W	29-26	N.Y. Jets OT	68,756
10/28	W	45-7	at St. Louis*	84,004
11/04			BYE WEEK	
11/11	W	37-31	Buffalo	68,756
11/18	W	59-24	Indianapolis	68,756
11/22	W	49-19	at N.Y. Jets	79,088
12/02	W	23-16	at Miami	72,114
12/10	W	42-14	Houston	68,756
12/16	L	34-41	San Francisco	68,756
12/23	W	23-16	at Jacksonville	70,251
12/30	W	28-0	Miami	68,756
* London				
<b>AFC PLAYOFFS</b>				
1/13	W	41-28	Houston	68,756
1/20	L	13-28	Baltimore	68,756

## Team Statistics

	PATS	OPP
<b>TOTAL FIRST DOWNS</b>	<b>444</b>	<b>340</b>
Rushing	151	100
Passing	256	207
Penalty	37	33
3rd Down: Made/Att	110/226	82/205
3rd Down Pct.	48.7	40.0
4th Down: Made/Att	8/12	9/23
4th Down Pct.	66.7	39.1
<b>POSSESSION AVG.</b>	<b>30:41</b>	<b>29:19</b>
<b>TOTAL NET YARDS</b>	<b>6846</b>	<b>5972</b>
Avg. Per Game	427.9	373.3
Total Plays	1191	1046
Avg. Per Play	5.7	5.7
<b>NET YARDS RUSHING</b>	<b>2184</b>	<b>1630</b>
Avg. Per Game	136.5	101.9
Total Rushes	523	415
<b>NET YARDS PASSING</b>	<b>4662</b>	<b>4342</b>
Avg. Per Game	291.4	271.4
Sacked/Yards Lost	27/182	37/213
Gross Yards	4844	4555
Attempts/Completions	641/402	594/369
Completion Pct.	62.7	62.1
Had Intercepted	9	20
<b>PUNTS/AVERAGE</b>	<b>61/42.4</b>	<b>67/50.3</b>
<b>NET PUNTING AVG.</b>	<b>61/37.9</b>	<b>67/41.6</b>
<b>PENALTIES/YARDS</b>	<b>97/840</b>	<b>101/932</b>
<b>FUMBLES/BALL LOST</b>	<b>14/7</b>	<b>42/21</b>
<b>TOUCHDOWNS</b>	<b>67</b>	<b>38</b>
Rushing	25	10
Passing	34	27
Returns	8	1
<b>Score by Periods</b>	<b>1 2 3 4 OT Total</b>	
<b>Patriots</b>	<b>113 177 103 161 3 557</b>	
<b>Opponents</b>	<b>67 81 75 108 0 331</b>	

SCORING	TD	R	Pa	Rt	PAT	FG	S	TP
Gostkowski	0	0	0	0	0	66/66	29/35	0 153
Ridley	12	12	0	0	0/0	0/0	0	72
Gronkowski	11	0	11	0	0/0	0/0	0	66
Woodhead	7	4	3	0	0/0	0/0	0	42
Welker	6	6	0	0	0/0	0/0	0	36
Edelman	5	0	3	2	0/0	0/0	0	30
Hernandez	5	0	3	2	0/0	0/0	0	30
Lloyd	5	0	4	1	0/0	0/0	0	30
Brady	4	4	0	0	0/0	0/0	0	24
Vereen	4	3	1	0	0/0	0/0	0	24
Bolden	2	2	0	0	0/0	0/0	0	12
Dennard	1	0	1	0	0/0	0/0	0	6
Gregory	1	0	0	1	0/0	0/0	0	6
Hightower	1	0	0	1	0/0	0/0	0	6
McCourtly	1	0	0	1	0/0	0/0	0	6
Stallworth	1	0	1	0	0/0	0/0	0	6
Talib	1	0	0	1	0/0	0/0	0	6
<b>Patriots</b>	<b>67</b>	<b>25</b>	<b>34</b>	<b>8</b>	<b>66/66</b>	<b>29/24</b>	<b>0</b>	<b>557</b>
<b>Opponents</b>	<b>38</b>	<b>10</b>	<b>27</b>	<b>1</b>	<b>38/38</b>	<b>21/24</b>	<b>0</b>	<b>331</b>

RUSHING	NO	YDS	AVG	LG	TD
Ridley	290	1263	4.4	41	12
Woodhead	76	301	4.0	19	4
Bolden	56	274	4.9	27	2
Vereen	62	251	4.0	16	3
Edelman	4	45	11.3	47	0
Brady	23	32	1.4	7	4
Welker	2	20	10.0	11	0
Hernandez	1	5	5.0	5	0
Hilliard TM	1	2	2.0	2	0
Mallett	8	-9	-1.1	2	0
<b>Patriots</b>	<b>523</b>	<b>2184</b>	<b>4.2</b>	<b>47</b>	<b>25</b>
<b>Opponents</b>	<b>415</b>	<b>1630</b>	<b>3.9</b>	<b>31</b>	<b>10</b>

RECEIVING	NO	YDS	AVG	LG	TD
Welker	118	1354	11.5	59	6
Lloyd	74	911	12.3	53	4
Gronkowski	55	790	14.4	41	11
Hernandez	51	483	9.5	31	5
Woodhead	40	446	11.2	25	3
Edelman	21	235	11.2	56	3
Branch	16	145	9.1	28	0
Vereen	8	149	18.6	83	1
Ridley	6	51	8.5	20	0
Hoomanawanui	5	109	21.8	41	0
Fells	4	85	21.3	35	0
Bolden	2	11	5.5	11	0
Stallworth	1	63	63.0	63	1
Winslow	1	12	12.0	12	0
<b>Patriots</b>	<b>402</b>	<b>4844</b>	<b>12.0</b>	<b>83</b>	<b>34</b>
<b>Opponents</b>	<b>269</b>	<b>4555</b>	<b>12.3</b>	<b>68</b>	<b>27</b>

INTERCEPTIONS	NO	YDS	AVG	LG	TD
McCourtly	5	53	10.6	34	0
Wilson	4	87	21.8	45	0
Dennard	3	95	31.7	87	1
Gregory	3	50	16.7	36	0
Talib TM	1	59	59.0	59	1
Chung	2	27	13.5	27	0
Cole	1	0	0.0	0	0
Mayo	1	0	0.0	0	0
<b>Patriots</b>	<b>20</b>	<b>371</b>	<b>18.6</b>	<b>87</b>	<b>2</b>
<b>Opponents</b>	<b>9</b>	<b>112</b>	<b>12.4</b>	<b>63</b>	<b>0</b>

PUNTING	NO	YDS	AVG	NET	TB	IN	LG	BLK
Mesko	60	2585	43.1	37.9	6	28	62	1
<b>Patriots</b>	<b>61</b>	<b>2585</b>	<b>42.4</b>	<b>37.9</b>	<b>6</b>	<b>28</b>	<b>62</b>	<b>1</b>
<b>Opponents</b>	<b>67</b>	<b>3372</b>	<b>50.3</b>	<b>41.6</b>	<b>4</b>	<b>23</b>	<b>66</b>	<b>0</b>

PUNT RETURNS	NO	FC	YDS	AVG	LG	TD
Welker	25	7	243	9.7	31	0
Edelman	17	1	263	15.5	68	1
<b>Patriots</b>	<b>42</b>	<b>8</b>	<b>506</b>	<b>12.0</b>	<b>68</b>	<b>1</b>
<b>Opponents</b>	<b>23</b>	<b>19</b>	<b>154</b>	<b>6.7</b>	<b>25</b>	<b>0</b>

KICK RETURNS	NO	YDS	AVG	LG	TD
McCourtly	27	654	24.2	104	1
Edelman	3	38	12.7	32	0
Welker	3	33	11.0	17	0
Slater	2	39	19.5	20	0
Woodhead	2	43	21.5	23	0
Gronkowski	1	0	0.0	0	0
<b>Patriots</b>	<b>38</b>	<b>807</b>	<b>21.2</b>	<b>104</b>	<b>1</b>
<b>Opponents</b>	<b>60</b>	<b>1229</b>	<b>20.5</b>	<b>62</b>	<b>0</b>

Sacks: Ninkovich 8.0, Jones 6.0, Hightower 4.0, Francis 3.0, Mayo 3.0, Scott 3.0, Wilfork 3.0, Cunningham 2.5, Love 1.5, Deaderick 1.0, Martin 1.0, Spikes 1.0.

**Patriots 37.0, Opponents 27.0**

PASSING	ATT	CMP	YARDS	CMP%	YDS/ATT	TD	TD%	INT	INT%	LG	SK/YDS	RATING
Brady	637	401	4827	63.0	7.58	34	5.3	8	1.3	83	27/182	98.7
Mallett	4	1	17	25.0	4.25	0	0.0	1	25.0	17	0/0	5.2
<b>Patriots</b>	<b>641</b>	<b>402</b>	<b>4844</b>	<b>62.7</b>	<b>7.56</b>	<b>34</b>	<b>5.3</b>	<b>9</b>	<b>1.4</b>	<b>83</b>	<b>27/182</b>	<b>97.7</b>
<b>Opponents</b>	<b>594</b>	<b>369</b>	<b>4555</b>	<b>62.1</b>	<b>7.67</b>	<b>27</b>	<b>4.5</b>	<b>20</b>	<b>3.4</b>	<b>68</b>	<b>37/213</b>	<b>86.9</b>

FIELD GOALS	1-19	20-29	30-39	40-49	50+
Gostkowski	0/0	8/8	10/12	9/13	2/2
<b>Patriots</b>	<b>0/0</b>	<b>8/8</b>	<b>10/12</b>	<b>9/13</b>	<b>2/2</b>
<b>Opponents</b>	<b>0/0</b>	<b>6/6</b>	<b>5/6</b>	<b>9/10</b>	<b>1/2</b>

**Gostkowski:** (25G, 31G)/(46G, 34G51G, 53G, 42N)/(37G49G, 20G)/(49N, 42N, 30G)/(23G) (25G, 35G, 35G)/(43G, 48G)/(26G)/(43G, 48G, 27G)/(36N, 31G)/(39N)/(49N, 43G, 32G, 20G)( ) (32G, 41G)/(25G, 49G, 38G)( )

**Opponents:** (28G, 24G)/(38G, 47G)/(27G)( ) ( ) (34G)/(54G, 21G, 43G, 43G)/(41G)/(47G, 58N) (32G)/(44G, 33G, 42G)/(39N, 20G, 28G)/(41G, 43N, 35G, 42G)/(41N)

## STARTERS

**OFFENSE:** WR Wes Welker (12), Julian Edelman (1); LT Nate Solder (16), LG Logan Mankins (10), Donald Thomas (6); C Ryan Wendell (16); RG Dan Connolly (14), Donald Thomas (1), Nick McDonald (1); RT Sebastian Vollmer (15), Marcus Cannon (1); TE Rob Gronkowski (11); Aaron Hernandez (10); Michael Hoomanawanui (6), Daniel Fells (4); QB Tom Brady (16); WR Brandon Lloyd (15), Deion Branch (1); RB Stevan Ridley (12), Danny Woodhead (2), Shane Vereen (1), Aaron Hernandez (1), Michael Hoomanawanui (1); 3rd WR Deion Branch (3), Julian Edelman (2).

**Defense:** LE Rob Ninkovich (12), Jermaine Cunningham (2), Trevor Scott (2); DT Vince Wilfork (16); DT Kyle Love (11), Brandon Deaderick (5); RE C. Jones (13), Rob Ninkovich (2), Jermaine Cunningham (1); LB Jerod Mayo (16); LB Dont'a Hightower (12), Rob Ninkovich (2), Tracy White (1); LCB Devin McCourtly (8), Aqib Talib (5), Alfonzo Dennard (3); RCB Kyle Arrington (12), Alfonzo Dennard (4); S Steve Gregory (12), Devin McCourtly (8), Patrick Chung (8), Tavon Wilson (4); 5th DB Marquice Cole (1).

**2011 Coaching Staff:** Josh Boyer, Cornerbacks; Moses Cabrera, Assistant Strength and Conditioning; Ivan Fears, Running Backs; Brian Flores, Safeties; George Godsey, Tight Ends; Patrick Graham, Defensive Line; Pepper Johnson, Linebackers; Joe Judge, Special Teams Assistant; Josh McDaniels, Offensive Coordinator/Quarterbacks; Harold Nash, Head Strength and Conditioning; Scott O'Brien, Special Teams; Chad O'Shea, Wide Receivers; Matt Patricia, Defensive Coordinator; Dante Scarnecchia, Assistant Head Coach/Offensive Line; Steve Belichick, Coaching Assistant.

**Pro Bowl (7):** QB Tom Brady (8), TE Rob Gronkowski (2), G Logan Mankins (5), LB Jerod Mayo (2), ST Matthew Slater (2), WR Wes Welker (5), NT Vince Wilfork (5).

2-Pt. Conversions: Patriots 0-1, Opponents: 0-0.

# 2013 FINAL STATISTICS (12-4)

Head Coach: Bill Belichick • AFC East Division Champions • Home Stadium: Gillette Stadium

DATE	W/L	SCORE	OPPONENT	ATTENDANCE
9/08	W	23-21	at Buffalo	69,519
9/12	W	13-10	New York Jets	68,756
9/22	W	23-3	Tampa Bay	68,756
9/29	W	30-23	at Atlanta	70,744
10/06	L	6-13	at Cincinnati	64,259
10/13	W	30-27	New Orleans	68,756
10/20	L	27-30	at New York Jets OT	76,957
10/27	W	27-17	Miami	68,756
11/03	W	55-31	Pittsburgh	68,756
			BYE WEEK	
11/18	L	20-24	at Carolina	74,225
11/24	W	34-31	Denver OT	68,756
12/01	W	34-31	at Houston	71,769
12/08	W	27-26	Cleveland	68,756
12/15	L	20-24	at Miami	71,863
12/22	W	41-7	at Baltimore	71,433
12/29	W	34-20	Buffalo	68,756
<b>AFC PLAYOFFS</b>				
1/11	W	43-22	Indianapolis	68,756
1/19	L	16-26	at Denver	77,110

## Team Statistics

TOTAL FIRST DOWNS	378	338				
Rushing	110	110				
Passing	225	208				
Penalty	43	20				
3rd Down: Made/Att	83/221	98/232				
3rd Down Pct.	37.6	42.2				
4th Down: Made/Att	7/15	4/21				
4th Down Pct.	46.7	19.0				
POSSESSION AVG.	29:38	30:22				
TOTAL NET YARDS	6152	5969				
Avg. Per Game	384.5	373.1				
Total Plays	1138	1118				
Avg. Per Play	5.4	5.3				
NET YARDS RUSHING	2065	2145				
Avg. Per Game	129.1	134.1				
Total Rushes	470	481				
NET YARDS PASSING	4087	3824				
Avg. Per Game	255.4	239.0				
Sacked/Yards Lost	40/256	48/313				
Gross Yards	4343	4137				
Attempts/Completions	628/380	589/336				
Completion Pct.	60.5	57.0				
Had Intercepted	11	17				
PUNTS/AVERAGE	77/45.8	80/44.5				
NET PUNTING AVG.	77/39.8	80/39.2				
PENALTIES/YARDS	69/625	110/951				
FUMBLES/BALL LOST	24/9	21/12				
TOUCHDOWNS	47	39				
Rushing	19	11				
Passing	25	25				
Returns	3	3				
Score by Periods	1	2	3	4	OT	Total
Patriots	74	104	85	178	3	444
Opponents	70	74	95	96	3	338

SCORING	TD	Ru	Pa	Rt	PAT	FG	S	TP
Gostkowski	0	0	0	0	44/44	0/0	0	158
Blount	7	7	0	0	0/0	0/0	0	42
Ridley	7	7	0	0	0/0	0/0	0	42
Edelman	6	0	0	0	0/0	0/0	0	40
Dobson	4	0	4	0	0/0	0/0	0	24
Gronkowski	4	0	4	0	0/0	0/0	0	24
Thompkins	4	0	4	0	0/0	0/0	0	24
Vereen	4	1	3	0	0/0	0/0	0	24
Bolden	3	3	0	0	0/0	0/0	0	18
Amendola	2	2	0	0	0/0	0/0	0	12
Develin	1	1	0	0	0/0	0/0	0	6
Hoomanawanui	1	0	1	0	0/0	0/0	0	6
Chia. Jones	1	0	0	1	0/0	0/0	0	6
Mulligan	1	0	1	0	0/0	0/0	0	6
Ryan	1	0	0	1	0/0	0/0	0	6
Wilson	1	0	0	1	0/0	0/0	0	6
<b>Patriots</b>	<b>47</b>	<b>19</b>	<b>25</b>	<b>3</b>	<b>44/44</b>	<b>38/41</b>	<b>0</b>	<b>444</b>
<b>Opponents</b>	<b>39</b>	<b>11</b>	<b>25</b>	<b>3</b>	<b>38/38</b>	<b>22/27</b>	<b>0</b>	<b>338</b>

2-Pt. Conversions: Edelman 2, Patriots 2-3, Opponents: 0-1.

RUSHING	NO	YDS	AVG	LG	TD
Ridley	178	773	4.3	29	7
Blount	153	772	5.0	47	7
Bolden	55	271	4.9	46	3
Vereen	44	208	4.7	21	1
Brady	32	18	0.6	11	0
Edelman	2	11	5.5	7	0
Develin	4	10	2.5	5	1
Amendola	1	1	1.0	1	0
Washington TM	1	1	1.0	1	0
<b>Patriots</b>	<b>470</b>	<b>2065</b>	<b>4.4</b>	<b>47</b>	<b>19</b>
<b>Opponents</b>	<b>481</b>	<b>2145</b>	<b>4.5</b>	<b>34</b>	<b>11</b>

RECEIVING	NO	YDS	AVG	LG	TD
Edelman	105	1056	10.1	44	6
Amendola	54	633	11.7	57	2
Vereen	47	427	9.1	50	3
Gronkowski	39	592	15.2	50	4
Dobson	37	519	14.0	81	4
Thompkins	32	466	14.6	49	4
Bolden	21	152	7.2	18	0
Hoomanawanui	12	136	11.3	19	1
Ridley	10	62	6.2	24	0
Boyce	9	121	13.4	30	0
Collie	6	63	10.5	19	0
Develin	4	62	15.5	31	0
Blount	2	38	19.0	32	0
Mulligan	2	16	8.0	15	1
<b>Patriots</b>	<b>380</b>	<b>4343</b>	<b>11.4</b>	<b>81</b>	<b>25</b>
<b>Opponents</b>	<b>336</b>	<b>4137</b>	<b>12.3</b>	<b>80</b>	<b>25</b>

INTERCEPTIONS	NO	YDS	AVG	LG	TD
Ryan	5	82	16.4	79	1
Talib	4	12	3.0	14	0
Harmon	2	44	22.0	42	0
Wilson	1	74	74.0	74	1
Arrington	1	5	5.0	5	0
Spikes	1	3	3.0	3	0
Cole	1	0	0.0	0	0
Dennard	1	0	0.0	0	0
McCourtury	1	0	0.0	0	0
<b>Patriots</b>	<b>17</b>	<b>220</b>	<b>12.9</b>	<b>79</b>	<b>2</b>
<b>Opponents</b>	<b>11</b>	<b>56</b>	<b>5.1</b>	<b>31</b>	<b>1</b>

PUNTING	NO	YDS	AVG	NET	TB	IN	LG	BLK
Allen	76	3491	45.9	39.9	12	29	65	0
Brady	1	32	32.0	32.0	0	0	32	0
<b>Patriots</b>	<b>77</b>	<b>3523</b>	<b>45.8</b>	<b>39.9</b>	<b>12</b>	<b>29</b>	<b>65</b>	<b>0</b>
<b>Opponents</b>	<b>80</b>	<b>3559</b>	<b>44.5</b>	<b>39.2</b>	<b>2</b>	<b>28</b>	<b>64</b>	<b>0</b>

PUNT RETURNS	NO	FG	YDS	AVG	LG	TD
Edelman	35	23	374	10.7	43	0
Amendola	1	0	13	13.0	13	0
<b>Patriots</b>	<b>36</b>	<b>23</b>	<b>387</b>	<b>10.8</b>	<b>43</b>	<b>0</b>
<b>Opponents</b>	<b>29</b>	<b>14</b>	<b>221</b>	<b>7.6</b>	<b>24</b>	<b>0</b>

KICK RETURNS	NO	YDS	AVG	LG	TD
Blount	17	494	29.1	83	0
Boyce	9	214	23.8	41	0
McCourtury	7	132	18.9	27	0
Vereen	3	66	22.0	24	0
Slater	2	10	5.0	10	0
Washington TM	1	19	19.0	19	0
<b>Patriots</b>	<b>39</b>	<b>935</b>	<b>24.0</b>	<b>83</b>	<b>0</b>
<b>Opponents</b>	<b>32</b>	<b>664</b>	<b>20.8</b>	<b>50</b>	<b>0</b>

**Sacks:** Cha. Jones 11.5, Ninkovich 8.0, Chr. Jones TM 6.0, Siliga TM 3.0, Kelly 2.5, Arrington 2.0, Buchanan 2.0, Carter 2.0, Fletcher 2.0, Vellano 2.0, Mayo 1.5, Ryan 1.5, Gregory 1.0, Hightower 1.0, Sopoaga TM 1.0, group 1.0.  
**Patriots 48.0, Opponents 40.0**

PASSING	ATT	CMP	YARDS	CMP%	YDS/ATT	TD	TD%	INT	INT%	LG	SK/YDS	RATING
Brady	628	380	4343	60.5	6.92	25	4.0	11	1.8	81	40/256	87.3
<b>Patriots</b>	<b>628</b>	<b>380</b>	<b>4343</b>	<b>60.5</b>	<b>6.92</b>	<b>25</b>	<b>4.0</b>	<b>11</b>	<b>1.8</b>	<b>81</b>	<b>40/256</b>	<b>87.3</b>
<b>Opponents</b>	<b>589</b>	<b>336</b>	<b>4137</b>	<b>57.0</b>	<b>7.02</b>	<b>25</b>	<b>4.2</b>	<b>17</b>	<b>2.9</b>	<b>80</b>	<b>48/313</b>	<b>81.0</b>

FIELD GOALS	1-19	20-29	30-39	40-49	50+
Gostkowski	1/1	8/8	13/13	11/13	5/6
<b>Patriots</b>	<b>1/1</b>	<b>8/8</b>	<b>13/13</b>	<b>11/13</b>	<b>5/6</b>
<b>Opponents</b>	<b>0/0</b>	<b>4/4</b>	<b>10/13</b>	<b>5/6</b>	<b>3/4</b>

**Gostkowski:** (48G,33G,35G)(21G,30G,43N)(53G,46G,33G)(48G,22G,49G)(42G,19G)(35G,54G,39G)(39G,44G)(34G,48G,20G,32G)(42G,26G)(31G,31G)(55N,53G,53G)(33G,50G)(22G,48N,23G)(45G,42G)(43G,35G,29G,35G)

**Opponents:** (1)(37G)(38N,30G)(23G,45G,25G)(39G,50G)(28G,39G)(37G,37G,42G)(52G,46N,39B)(30G)(43G)(27G)(43G)(43G,37G,58N)(32G)(37N)(51G,37G)

## STARTERS

**Offense:** WR Julian Edelman (11), Danny Amendola (5), LT Nate Solder (15), Logan Mankins (1), LG Logan Mankins (15), Josh Kline (1), C Ryan Wendell (16), RG D. Connolly (15), RT Sebastian Vollmer (8), Marcus Cannon (6), Will Svetik (2), TE Michael Hoomanawanui (10), Rob Gronkowski (6), Matthew Mulligan (4), QB Tom Brady (16), WR K. Thompkins (8), Aaron Dobson (5), Josh Boyce (2), Austin Collie (1), RB LeGarrette Blount (7), Stevan Ridley (6), Brandon Bolden (2), Shane Vereen (1), 3rd WR Aaron Dobson (4), Danny Amendola (1), Josh Boyce (1), 4th WR Josh Boyce (1), FB James Develin (6).

**Defense:** LE Rob Ninkovich (15), Joe Vellano (1), DT Vince Wilfork (4), Joe Vellano (7), Seauler Siliga (4), Chris Jones (1), DT Chris Jones (9), Tommy Kelly (5), Isaac Sopoaga (2), RE Chandler Jones (16), LB Dont'a Hightower (14), Brandon Spikes (11), Jamie Collins (8), Jerod Mayo (6), Dane Fletcher (1), LCB Aqib Talib (13), Kyle Arrington (2), Logan Ryan (1), RCB Alfonso Dennard (9), Logan Ryan (4), Kyle Arrington (3), S Devin McCourtury (15), Steve Gregory (10), Duron Harmon (3), Logan Ryan (1), Kyle Arrington (1), DB Kyle Arrington (1), Steve Gregory (1), 5th DB Kyle Arrington (5), Logan Ryan (1).

**2013 Coaching Staff:** Josh Boyer, Cornerbacks; Moses Cabrera, Assistant Strength and Conditioning; Ivan Fears, Running Backs; Brian Flores, Safeties; George Godsey, Tight Ends; Patrick Graham, Defensive Line; Pepper Johnson, Linebackers; Joe Judge, Special Teams Assistant; Josh McDaniels, Offensive Coordinator/Quarterbacks; Harold Nash, Head Strength and Conditioning; Scott O'Brien, Special Teams; Chad O'Shea, Wide Receivers; Matt Patricia, Defensive Coordinator; Dante Scarnecchia, Assistant Head Coach/Offensive Line; Steve Belichick, Coaching Assistant; Jerry Schuplinksi, Coaching Assistant.

**Pro Bowl (4):** Tom Brady (9), Logan Mankins (6), ST Matthew Slater (3), Aqib Talib (1).

# 2014 FINAL STATISTICS (12-4)

Head Coach: Bill Belichick • AFC East Division Champions • Home Stadium: Gillette Stadium

DATE	W/L	SCORE	OPPONENT	ATTENDANCE
9/07	L	20-33	at Miami	70,630
9/14	W	30-7	at Minnesota	52,350
9/21	W	16-9	Oakland	68,756
9/29	L	14-41	at Kansas City	76,613
10/05	W	43-17	Cincinnati	68,756
10/12	W	37-22	at Buffalo	70,185
10/16	W	27-25	New York Jets	68,756
10/26	W	51-23	Chicago	68,756
11/02	W	43-21	Denver	68,756
11/16	W	42-20	at Indianapolis	66,751
11/23	W	34-9	Detroit	68,756
11/30	L	21-26	at Green Bay	78,431
12/07	W	23-14	at San Diego	68,815
12/14	W	41-13	Miami	68,756
12/21	W	17-16	at New York Jets	78,160
12/28	L	9-17	Buffalo	68,756
<b>AFC PLAYOFFS</b>				
1/10	W	35-31	Baltimore	68,756
1/18	W	45-7	Indianapolis	68,756
<b>SUPER BOWL XLIX (at Glendale, Ariz.)</b>				
2/01	W	28-24	Seattle	70,288

## Team Statistics

	PATS	OPP
<b>TOTAL FIRST DOWNS</b>	<b>361</b>	<b>329</b>
Rushing	96	88
Passing	228	196
Penalty	37	45
3rd Down: Made/Att	98/221	84/209
3rd Down Pct.	44.3	40.2
4th Down: Made/Att	7/13	8/23
4th Down Pct.	53.8	34.8
<b>POSSESSION AVG.</b>	<b>29:37</b>	<b>30:23</b>
<b>TOTAL NET YARDS</b>	<b>5848</b>	<b>5506</b>
Avg. Per Game	365.5	344.1
Total Plays	1073	1033
Avg. Per Play	5.5	5.3
<b>NET YARDS RUSHING</b>	<b>1727</b>	<b>1669</b>
Avg. Per Game	107.9	104.3
Total Rushes	438	419
<b>NET YARDS PASSING</b>	<b>4121</b>	<b>3837</b>
Avg. Per Game	257.6	239.8
Sacked/Yards Lost	26/170	40/282
Gross Yards	4291	4119
Attempts/Completions	609/392	574/342
Completion Pct.	64.4	59.6
Had Intercepted	9	16
<b>PUNTS/AVERAGE</b>	<b>67/45.7</b>	<b>65/43.8</b>
<b>NET PUNTING AVG.</b>	<b>67/39.9</b>	<b>65/46.6</b>
<b>PENALTIES/YARDS</b>	<b>120/1080</b>	<b>92/752</b>
<b>FUMBLES/BALL LOST</b>	<b>13/4</b>	<b>19/9</b>
<b>TOUCHDOWNS</b>	<b>52</b>	<b>32</b>
Rushing	13	6
Passing	34	24
Returns	5	2
<b>Score by Periods</b>	<b>1 2 3 4 OT</b>	<b>Total</b>
<b>Patriots</b>	<b>78 183 101 106</b>	<b>0 468</b>
<b>Opponents</b>	<b>66 100 85 62</b>	<b>0 313</b>

SCORING	TD	Ru	Pa	Rt	PAT	FG	S	TP
Gostkowski	0	0	0	0	51/51	35/37	0	156
Gronkowski	12	0	12	0	0/0	0/0	0	72
LaFell	7	0	7	0	0/0	0/0	0	42
Wright	6	0	6	0	0/0	0/0	0	36
Edelman	5	0	4	1	0/0	0/0	0	30
Gray	5	5	0	0	0/0	0/0	0	30
Vereen	5	3	3	0	0/0	0/0	0	30
Blount TM	3	3	0	0	0/0	0/0	0	18
Arrington	2	0	2	0	0/0	0/0	0	12
Ridley	2	2	0	0	0/0	0/0	0	22
Amendola	1	0	1	0	0/0	0/0	0	6
Bolden	1	1	0	0	0/0	0/0	0	6
Cha. Jones	1	0	0	1	0/0	0/0	0	6
Ninkovich	1	0	0	1	0/0	0/0	0	6
Tyms	1	0	1	0	0/0	0/0	0	6
<b>Patriots</b>	<b>52</b>	<b>13</b>	<b>34</b>	<b>5</b>	<b>51/51</b>	<b>35/37</b>	<b>0</b>	<b>468</b>
<b>Opponents</b>	<b>32</b>	<b>6</b>	<b>24</b>	<b>2</b>	<b>28/28</b>	<b>29/37</b>	<b>0</b>	<b>313</b>

RUSHING	NO	YDS	AVG	LG	TD
Gray	89	412	4.6	20	5
Vereen	96	391	4.1	19	2
Ridley	94	340	3.6	43	2
Blount TM	60	281	4.7	34	3
Edelman	10	94	9.4	25	0
Bolden	28	89	3.2	17	1
Brady	36	57	1.6	17	0
J. White	9	38	4.2	11	0
LaFell	2	13	6.5	9	0
Garoppolo	10	9	0.9	9	0
Develin	3	5	1.7	5	0
Wright	1	-2	-2.0	-2	0
<b>Patriots</b>	<b>438</b>	<b>1727</b>	<b>3.9</b>	<b>43</b>	<b>13</b>
<b>Opponents</b>	<b>419</b>	<b>1669</b>	<b>4.0</b>	<b>48</b>	<b>6</b>

RECEIVING	NO	YDS	AVG	LG	TD
Edelman	92	972	10.6	69t	4
Gronkowski	82	1124	13.7	46t	12
LaFell	74	953	12.9	56t	7
Vereen	52	447	8.6	49t	3
Amendola	27	200	7.4	21	1
Wright	26	259	10.0	30	6
Blount TM	4	18	4.5	11	0
Thompkins TM	6	53	8.8	16	0
Develin	6	43	7.2	13	0
Tyms	5	82	16.4	43t	1
J. White	5	23	4.6	11	0
Ridley	4	20	5.0	7	0
Hoomanawanui	3	44	14.7	23	0
Dobson	3	38	12.7	16	0
Bolden	2	8	4.0	4	0
Gray	1	7	7.0	7	0
<b>Patriots</b>	<b>392</b>	<b>4291</b>	<b>10.9</b>	<b>69t</b>	<b>34</b>
<b>Opponents</b>	<b>342</b>	<b>4119</b>	<b>12.0</b>	<b>50</b>	<b>24</b>

INTERCEPTIONS	NO	YDS	AVG	LG	TD
McCourt	2	70	35.0	60	0
Collins	2	0	0.0	0	0
Revis	2	0	0.0	0	0
Ryan	2	0	0.0	0	0
Harmon	1	60	60.0	60	0
Browner	1	32	32.0	30	0
Ninkovich	1	11	11.0	11	0
Chung	1	10	10.0	10	0
Wilfork	1	1	1.0	1	0
Ayers TM	1	0	0.0	0	0
Dennard	1	0	0.0	0	0
Easley	1	0	0.0	0	0
<b>Patriots</b>	<b>16</b>	<b>184</b>	<b>11.5</b>	<b>60</b>	<b>2</b>
<b>Opponents</b>	<b>9</b>	<b>89</b>	<b>9.9</b>	<b>39t</b>	<b>1</b>

PUNTING	NO	YDS	AVG	NET	TB	IN	BLK
Allen	66	3060	46.4	39.9	6	25	67
<b>Patriots</b>	<b>67</b>	<b>3060</b>	<b>45.7</b>	<b>39.9</b>	<b>6</b>	<b>25</b>	<b>67</b>
<b>Opponents</b>	<b>65</b>	<b>2847</b>	<b>43.8</b>	<b>36.6</b>	<b>2</b>	<b>18</b>	<b>61</b>

PUNT RETURNS	NO	FC	YDS	AVG	LG	TD
Edelman	25	6	299	12.0	84t	1
Amendola	16	5	132	8.3	39	0
<b>Patriots</b>	<b>41</b>	<b>11</b>	<b>431</b>	<b>10.5</b>	<b>84t</b>	<b>1</b>
<b>Opponents</b>	<b>29</b>	<b>15</b>	<b>267</b>	<b>9.2</b>	<b>47</b>	<b>0</b>

**Sacks:** Ninkovich 8.0, Hightower 6.0, Cha. Jones 6.0, Ayers TM 4.0, Collins 4.0, Chr. Jones 3.0, Siliga 2.5, Arrington 1.0, Easley 1.0, Mayo 1.0, Skinner 1.0, Vellano 1.0, Walker TM 1.0, Moore 0.5.  
**Patriots 40.0, Opponents 26.0**

PASSING	ATT	CMP	YARDS	CMP%	YDS/ATT	TD	INT	INT%	LG	SK/YDS	RATING
Brady	582	373	4109	64.1	7.06	33	5.7	1.5	69t	21/134	97.4
Garoppolo	27	19	182	70.4	6.74	1	3.7	0.0	37	5/36	101.2
<b>Patriots</b>	<b>609</b>	<b>392</b>	<b>4291</b>	<b>64.4</b>	<b>7.05</b>	<b>34</b>	<b>5.6</b>	<b>1.5</b>	<b>69t</b>	<b>26/170</b>	<b>97.5</b>
<b>Opponents</b>	<b>574</b>	<b>342</b>	<b>4119</b>	<b>59.6</b>	<b>7.18</b>	<b>24</b>	<b>4.2</b>	<b>1.6</b>	<b>2.8</b>	<b>50</b>	<b>40/282</b>

FIELD GOALS	1-9	10-19	20-29	30-39	40-49	50+
Gostkowski	1/1	11/11	10/11	12/13	1/1	
<b>Patriots</b>	<b>1/1</b>	<b>11/11</b>	<b>10/11</b>	<b>12/13</b>	<b>1/1</b>	
<b>Opponents</b>	<b>0/0</b>	<b>12/12</b>	<b>8/8</b>	<b>7/11</b>	<b>2/6</b>	

**Gostkowski:** (47G, 45G)(48G, 47G, 27G)(21G, 20G, 36G)(48G, 19G, 23G, 47G, 35G)(36N, 42G, 53G, 40G)(39G, 36G)(23G, 27G, 39G, 49G, 29G, 45G)(35G, 43G)(47N)(22G, 22G, 38G)(35G, 36G)(24G, 44G, 35G)

**Opponents:** (38G, 24G, 22G, 27G)(48B)(49G, 37G, 47G)(22G, 31G)(52N, 23G)(42G, 47G, 46G, 27G, 58B)(41N)(31G, 53G)(48G, 20G, 53N, 49G)(32G, 35G, 33G, 40N, 28G)(41B, 24G, 53G)(26G, 23G, 37G, 52B)(48G)

## STARTERS

**Offense:** WR Brandon LaFell (13), Aaron Dobson (1), Kenrel Thompson (1), Brian Tyms (1); LT Nate Solder (16); LG Dan Connolly (10), Marcus Cannon (3), Josh Kline (2), Jordan Devey (1); C Bryan Stork (11), Dan Connolly (3), Ryan Wendell (2); RG Ryan Wendell (10), Jordan Devey (3), Josh Kline (2), Cameron Fleming (1); RT Sebastian Vollmer (15), Marcus Cannon (1); TE Rob Gronkowski (10), Michael Hoomanawanui (6); WR Julian Edelman (13), Danny Amendola (2), Tim Wright (1); QB Tom Brady (16); RB Shane Vereen (6), Stevan Ridley (5), Jonas Gray (3), LeGarrette Blount (1), Brandon Bolden (1); 2nd TE Michael Hoomanawanui (6), Cameron Fleming (1), Tim Wright (1); FB James Develin (3); 2nd RB Brandon Bolden (1); 3rd WR Danny Amendola (2), Brian Tyms (1), Tim Wright (1).

**Defense:** LE Rob Ninkovich (16); DT Vince Wilfork (16); DT Chris Jones (7), Seauler Siliga (3), Alan Branch (1), Joe Vellano (1); 3rd DT Alan Branch (1), Chris Jones (1), Seauler Siliga (1), Casey Walker (1); RE Chandler Jones (8); Chris Jones (4), Dominique Easley (2), Zach Moore (1), Seauler Siliga (1); LB Jamie Collins (15); LB Dont'a Hightower (12); LB Jerod Mayo (6); LB Jonathan Casillas (3); LB Deontae Skinner (1); DB Kyle Arrington (3), Logan Ryan (2), Brandon Browner (1), Malcolm Butler (1), Alfonso Dennard (1); LCB Darrelle Revis (15), Brandon Browner (1); RCB Brandon Browner (7), Logan Ryan (4), Alfonso Dennard (3), Kyle Arrington (1), Darrelle Revis (1), S Devin McCourty (16), Patrick Chung (15).

**2014 Coaching Staff:** Josh Boyer, Cornerbacks; Moses Cabrera, Assistant Strength and Conditioning; Brian Daboll, Tight Ends; Brendan Daly, Defensive Assistant; Dave DeGuglielmo, Offensive Line, Ivan Fears, Running Backs; Brian Flores, Safeties; Patrick Graham, Linebackers; Joe Judge, Special Teams Assistant; Josh McDaniels, Offensive Coordinator/Quarterbacks; Harold Nash, Head Strength and Conditioning; Scott O'Brien, Special Teams; Chad O'Shea, Wide Receivers; Matt Patricia, Defensive Coordinator; Steve Belichick, Coaching Assistant; Jerry Shuplinski, Coaching Assistant.

**Pro Bowl (7):** Tom Brady (10), Julian Edelman (1), Stephen Gostkowski (3), Rob Gronkowski (3), Devin McCourty (2), Darrelle Revis (6), ST Matthew Slater (4).

2-PT. Conversions: Tm:0-1, Opponents: 3-4.

# OFFENSIVE AND DEFENSIVE RANKINGS

YEAR	OFFENSE			DEFENSE		
	TOTAL	RUSH	PASS	TOTAL	RUSH	PASS
2014	365.5 (11)	107.9 (18)	257.6 (9)	344.1 (13)	104.3 (9)	239.8 (17)
2013	384.5 (7)	129.1 (9)	255.4 (10)	373.1 (26)	134.1 (30)	239.0 (18)
2012	427.9 (1)	136.5 (7)	291.4 (4)	373.3 (25)	101.9 (9)	271.4 (29)
2011	428.0 (2)	110.3 (20)	317.8 (2)	411.1 (31)	117.1 (17)	293.9 (31)
2010	363.8 (8)	123.3 (9)	240.4 (11)	366.5 (25)	108.0 (11)	258.5 (30)
2009	397.3 (3)	120.1 (12)	277.3 (3)	320.2 (11)	110.5 (13)	209.7 (12)
2008	365.4 (5)	142.2 (6)	223.1 (12)	309.0 (10)	107.6 (15)	201.4 (11)
2007	411.3 (1)	115.6 (13)	295.7 (1)	288.3 (4)	98.3 (10)	190.1 (6)
2006	335.6 (11)	123.1 (12)	212.5 (12)	294.4 (6)	94.2 (5)	200.2 (12)
2005	352.0 (7)	94.5 (24)	257.5 (2)	330.2 (26)	98.8 (8)	231.4 (31)
2004	357.6 (7)	133.4 (7)	224.3 (11)	310.58 (9)	98.3 (6)	212.5 (17)
2003	314.9 (17)	100.4 (27)	214.5 (9)	291.6 (7)	89.6 (4)	202.0 (15)
2002	317.8 (21)	94.3 (28)	223.6 (12)	336.1 (23)	137.4 (31)	198.7 (11)
2001	305.1 (19)	112.1 (13)	193.1 (22)	334.5 (24)	115.9 (19)	218.6 (24)
2000	285.7 (22)	86.9 (26)	198.8 (19)	334.6 (20)	114.4 (21)	220.1 (21)
1999	316.4 (18)	89.1 (23)	227.3 (10)	300.5 (8)	112.2 (20)	188.3 (7)
1998	321.3 (11)	92.5 (27)	228.8 (5)	323.9 (20)	96.7 (7)	227.2 (25)
1997	313.4 (15)	91.5 (26)	221.9 (7)	317.8 (19)	101.1 (5)	216.8 (23)
1996	335.6 (7)	91.8 (26)	243.8 (3)	331.6 (19)	93.9 (6)	237.7 (28)
1995	341.1 (12)	116.6 (10)	224.4 (15)	360.3 (28)	117.4 (22)	242.9 (25)
1994	361.0 (4)	83.3 (27)	277.8 (1)	325.4 (18)	110.0 (19)	215.4 (16)
1993	316.6 (12)	111.3 (13)	205.3 (12)	299.8 (13)	121.9 (22)	177.8 (4)
1992	224.0 (27)	96.6 (22)	127.1 (26)	315.5 (19)	121.9 (22)	193.6 (17)
1991	279.6 (22)	91.7 (18)	187.9 (16)	339.4 (26)	98.7 (9)	240.8 (27)
1990	260.2 (26)	87.4 (25)	172.8 (20)	356.1 (27)	167.3 (28)	188.8 (13)
1989	341.0 (8)	109.3 (19)	231.7 (6)	352.8 (23)	123.6 (17)	229.1 (23)
1988	268.3 (27)	132.5 (9)	135.8 (27)	292.6 (5)	131.2 (19)	161.4 (3)
1987	296.9 (23)	118.1 (20)	178.9 (24)	325.1 (11)	118.5 (14)	206.6 (15)
1986	332.9 (13)	85.8 (28)	247.1 (4)	323.8 (16)	137.7 (24)	186.1 (6)
1985	343.7 (9)	145.7 (6)	198.0 (14)	294.6 (7)	103.4 (6)	191.2 (9)
1984	328.9 (14)	127.0 (11)	201.9 (16)	318.7 (9)	117.8 (12)	200.8 (12)
1983	331.9 (13)	162.8 (5)	169.1 (25)	348.5 (20)	142.6 (21)	205.9 (17)
1982	292.6 (21)	149.7 (2)	142.9 (28)	312.0 (13)	143.2 (25)	168.8 (5)
1981	3351.4 (9)	127.5 (15)	223.9 (6)	364.2 (25)	184.4 (28)	179.8 (6)
1980	339.7 (10)	140.0 (7)	199.7 (12)	297.6 (8)	117.3 (11)	180.4 (7)
1979	341.9 (8)	140.8 (14)	201.1 (8)	270.2 (3)	110.6 (6)	159.6 (8)
1978	372.8 (1)	197.8 (1)	175.0 (9)	288.4 (9)	115.8 (4)	172.7 (21)
1977	307.9 (11)	164.5 (14)	143.4 (6)	259.99 (5)	114.6 (2)	145.2 (15)
1976	335.3 (8)	210.6 (2)	124.7 (20)	287.3 (11)	131.9 (8)	155.4 (16)
1975	305.9 (13)	131.8 (16)	174.1 (10)	318.9 (14)	158.6 (19)	160.3 (12)
1974	319.6 (6)	152.4 (6)	167.1 (8)	290.5 (13)	113.4 (4)	177.1 (22)
1973	274.5 (17)	115.1 (23)	159.4 (10)	299.1 (18)	203.6 (26)	95.6 (2)
1972	260.5 (21)	109.4 (22)	151.9 (15)	374.9 (26)	194.4 (26)	180.1 (4)
1971	254.0 (21)	119.2 (23)	134.8 (23)	290.9 (15)	137.0 (6)	153.9 (14)
1970	187.6 (26)	74.3 (26)	113.3 (26)	304.4 (23)	148.1 (26)	156.2 (10)



# RECORDS





# PATRIOTS ALL-TIME LEADERS

## ALL-TIME LEADING RUSHERS

(Based On Rushing Yardage)

NAME	YEARS	NO.	YDS	AVG	LG	TD
1. Sam Cunningham	1973-79,81-82	1,385	5,453	3.9	75t	43
2. Jim Nance	1965-71	1,323	5,323	4.0	65	45
3. Tony Collins	1981-87	1,191	4,647	3.9	54	32
4. Curtis Martin	1995-97	958	3,799	4.0	70t	32
5. Kevin Faulk	1999-2011	864	3,607	4.2	45t	16
6. Don Calhoun	1975-81	820	3,391	4.1	73	23
7. John Stephens	1988-92	891	3,249	3.9	52	17
8. Corey Dillon	2004-06	753	3,180	4.2	50	37
9. Larry Garron	1960-68	759	2,981	3.9	85	14
10. Stevan Ridley	2011-14	649	2,817	4.3	43	22
11. Antowain Smith	2001-03	721	2,781	3.9	44	21
12. Craig James	1984-88	585	2,469	4.2	73	11
13. Leonard Russell	1991-93	689	2,437	3.5	24	13
14. Laurence Maroney	2006-09	582	2,430	4.2	59t	21
15. Mosi Tatupu	1978-90	612	2,415	4.0	55	18
16. Carl Garrett	1969-72	537	2,235	4.2	80t	15
17. Steve Grogan	1975-90	445	2,176	4.9	41t	35
18. BenJarvus Green-Ellis	2008-11	510	2,064	4.1	33t	29
19. Andy Johnson	1974-81	491	2,017	4.1	69t	13
20. LeGarrette Blount	2013-15	378	1,755	4.6	47t	16
21. Ron Burton	1960-65	429	1,536	3.6	77	9
22. Sammy Morris	2007-10	334	1,486	4.5	55	12
23. Horace Ivory	1977-81	329	1,336	4.1	52	14
24. Mack Herron	1973-75	353	1,298	3.7	53	9
25. Robert Perryman	1987-89	369	1,294	3.5	48	9
26. Danny Woodhead	2010-12	250	1,199	4.8	36t	10
27. Vagas Ferguson	1980-82	290	1,163	4.0	44	5
28. Robert Edwards	1998	291	1,115	3.8	53	9
29. Jim Crawford	1960-64	302	1,078	3.6	39	5
30. Josh Ashton	1972-74	247	950	3.8	35	3
31. Vito "Babe" Parilli	1961-67	228	949	4.2	33t	14
32. Shane Vereen	2011-14	217	907	4.2	21	7
33. Terry Allen	1999	254	896	3.5	39	8
34. Tom Brady	2000-15	504	876	1.7	22	17
35. Jim Plunkett	1971-75	159	817	5.1	37	9
36. Mark van Eeghen	1982-83	177	744	4.2	17	2
37. Robert Weathers	1982-86	159	733	4.6	77	4
38. Marion Butts	1994	243	703	2.9	26	8
39. Brandon Bolden	2012-15	184	780	4.2	46	6
40. Jon Vaughn	1991-92	144	597	4.3	36	3
41. Billy Lott	1961-63	143	573	4.0	38	7
42. Reggie Dupard	1986-89	186	571	3.1	49	6
43. John Tarver	1972-74	155	554	3.6	28	7
44. Drew Bledsoe	1993-2001	270	553	2.1	25	2
45. J.R. Redmond	2000-02	164	527	3.2	20	1
46. Patrick Pass	2000-06	128	526	4.1	31	3
47. Tony Eason	1983-89	126	474	3.8	26	6
48. Heath Evans	2005-08	123	453	3.7	35	3
49. J.D. Garrett	1964-67	116	434	3.7	58	3
50. David Meggett	1995-97	120	432	3.6	25	3

### 100-Yard Rushing Games

#### Career

1. Nance, J. 17
2. Martin, C. 14

#### Season

1. Martin, C. 9 (1995)
2. Dillon, C. 9 (2004)
2. Nance, J. 8 (1966)

#### Consecutive Games

1. Martin, C. 5 (11/26/95-12/23/95)
- Nance, J. 5 (11/13/66-12/11/66)
2. Calhoun, D. 4 (11/14/76-12/5/76)

## Top 10s

### By Rushing Attempts

NAME ATT.

1. Cunningham, S. .... 1,385
2. Nance, J. .... 1,323
3. Collins, T. .... 1,191
4. Martin, C. .... 958
5. Stephens, J. .... 891
6. Faulk, K. .... 864
7. Calhoun, D. .... 820
8. Garron, L. .... 759
9. Dillon, C. .... 753
10. Smith, A. .... 721

### By Rushing TDs

NAME TDS

1. Nance, J. .... 45
2. Cunningham, S. .... 43
3. Dillon, C. .... 37
4. Grogan, S. .... 35
5. Collins, T. .... 32
- Martin, C. .... 32
7. Green-Ellis, B. .... 29
8. Calhoun, D. .... 23
9. Ridley, S. .... 22
10. Smith, A. .... 21
- Maroney, L. .... 21

### By Rushing Average

(Minimum 450 Carries)

NAME AVG.

1. Ridley, S. .... 4.3
2. Dillon, C. .... 4.2
- Garrett, C. .... 4.2
- James, C. .... 4.2
- Faulk, K. .... 4.2
- Maroney, L. .... 4.2
7. Calhoun, D. .... 4.1
- Johnson, A. .... 4.1
9. Green-Ellis, B. .... 4.0
- Nance, J. .... 4.0
- Martin, C. .... 4.0

RECORDS

# PATRIOTS ALL-TIME LEADERS

## ALL-TIME LEADING RECEIVERS

(Based On Number Of Receptions)

NAME	YEARS	NO.	YDS	AVG	LG	TD
1. Wes Welker, WR	2007-12	672	7,459	11.1	99t	37
2. Troy Brown, WR	1993-07	557	6,366	11.4	82t	31
3. Stanley Morgan, WR	1977-89	534	10,352	19.4	76t	67
4. Ben Coates, TE	1991-99	490	5,471	11.2	84t	50
5. Kevin Faulk, RB	1999-11	431	3,701	8.6	52t	15
6. Rob Gronkowski, TE	2010-15	380	5,555	14.6	76t	65
7. Irving Fryar, WR	1984-92	363	5,726	15.8	80t	38
8. Terry Glenn, WR	1996-01	329	4,669	14.2	86t	22
9. Deion Branch, WR	2002-05, 2010-12	328	4,297	13.1	79t	24
10. Julian Edelman, WR	2009-15	327	3,434	10.5	69t	21
11. Gino Cappelletti, WR	1960-70	292	4,589	15.7	63t	42
12. Jim Colclough, WR	1960-68	283	5,001	17.7	78t	39
13. Tony Collins, RB	1981-87	261	2,356	9.0	49	12
14. Randy Moss, WR	2007-10	259	3,904	15.1	76t	50
15. Vincent Brisby, WR	1993-99	217	3,142	14.5	72	14
16. Sam Cunningham, RB	1973-79, 81-82	210	1,905	9.1	41	6
Marv Cook, TE	1989-93	210	1,843	8.8	49	11
18. Russ Francis, TE	1975-80, 87-88	207	3,157	15.3	53	28
19. Art Graham, WR	1963-68	199	3,107	15.6	80t	20
20. Cedric Jones, WR	1982-90	191	2,703	14.2	65t	16
21. Larry Garron, RB	1960-68	185	2,502	13.5	76t	26
22. Shawn Jefferson, WR	1996-99	178	3,081	17.3	76	14
Randy Vataha, WR	1971-76	178	3,055	17.2	88t	23
24. Aaron Hernandez, TE	2010-12	175	1,956	11.2	46	18
25. Michael Timpson, WR	1989-94	172	2,472	14.4	60t	8
26. Benjamin Watson, TE	2004-09	167	2,102	12.6	40	20
27. David Patten, WR	2001-04	165	2,513	15.2	91t	16
28. Andy Johnson, RB	1974-81	161	1,807	11.2	53	9
29. David Givens, WR	2002-05	158	2,214	14.0	57	12
30. Harold Jackson, WR	1978-81, 87	156	3,162	20.3	59	18
31. Jim Whalen, TE	1965-69	153	2,487	16.3	87t	17
32. Danny Amendola, WR	2013-15	144	1,464	10.2	57	6
33. Jim Nance, RB	1965-71	129	844	6.5	45	1
34. Reggie Rucker, WR	1971-74	126	1,884	15.0	69t	10
35. Greg McMurtry, WR	1990-93	120	1,519	12.7	65t	4
Daniel Graham, TE	2002-06	120	1,393	11.6	48	17
37. Derrick Ramsey, TE	1983-85	118	1,412	12.0	39	14
38. Lin Dawson, TE	1981-90	117	1,233	10.5	42	8
Curtis Martin, RB	1995-97	117	890	7.6	41	5
40. Stephen Starring, WR	1983-87	112	1,865	16.7	76t	11
41. Ron Burton, RB	1960-65	111	1,205	10.9	73t	8
42. Tony Romeo, TE	1962-67	110	1,724	15.7	62	10
Darryl Stingley, WR	1973-77	110	1,883	17.1	68	14
44. Carl Garrett, RB	1969-72	107	1,158	10.8	80t	3
Shane Vereen, RB	2011-14	107	1,023	9.6	83t	7
46. David Meggett, RB	1995-97	104	829	8.0	49t	1
Sam Gash, FB	1992-97	104	826	7.9	30	6
48. John Stephens, RB	1988-92	100	781	7.8	43	1
49. Don Hasselbeck, TE	1977-83	99	1,444	14.6	51	15
50. Kevin Turner, RB	1992-94	98	856	8.7	32	6

### Top 10s

#### By Receiving YDs

NAME	YDS
1. Morgan, S. ....	10,352
2. Welker, W. ....	7,459
3. Brown, T. ....	6,366
4. Fryar, I. ....	5,726
5. Gronkowski, R. ....	5,555
6. Coates, B. ....	5,471
7. Colclough, J. ....	5,001
8. Glenn, T. ....	4,669
9. Cappelletti, G. ....	4,589
10. Branch, D. ....	4,297

#### By Receiving TDs

NAME	TDs
1. Morgan, S. ....	67
2. Gronkowski, R. ....	65
3. Coates, B. ....	50
Moss, R. ....	50
5. Cappelletti, G. ....	42
6. Colclough, J. ....	39
7. Fryar, I. ....	38
8. Welker, W. ....	37
9. Brown, T. ....	31
10. Francis, R. ....	28

#### By Receiving YDs

##### Avg.

(Minimum 150 Catches)

NAME	AVG.
1. Jackson, WR. ....	20.3
2. Morgan, WR. ....	19.4
3. Colclough, WR. ....	17.7
4. Jefferson, WR. ....	17.3
5. Vataha, WR. ....	17.2
6. Whalen, TE. ....	16.3
7. Fryar, WR. ....	15.8
8. Cappelletti, WR. ....	15.7
9. Graham, WR. ....	15.6
10. Francis, TE. ....	15.3

### 100-Yard Receiving Games

#### Career

1. Morgan, S. ....	38
2. Welker, W. ....	28
3. Gronkowski, R. ....	20
Moss, R. ....	18
5. Brown, T. ....	13
Glenn, T. ....	13

#### Season

1. Moss, R. ....	9 (2007)
Morgan, S. ....	9 (1986)
2. Welker, W. ....	8 (2011)
3. Welker, W. ....	6 (2009)

#### Consecutive Games

Welker, W. ....	4 (9/23/12-10/14/12)
Moss, R. ....	4 (9/9/07-10/1/07)

# PATRIOTS ALL-TIME LEADERS

## ALL-TIME LEADING PASSERS

(Based On Passing Yardage)

NAME	YEARS	ATT	CMP	YARDS	PCT	TD	INT	RTG
1. Tom Brady	2000-15	7,792	4,953	58,028	63.6	428	150	96.4
2. Drew Bledsoe	1993-01	4,518	2,544	29,657	56.3	166	138	75.9
3. Steve Grogan	1975-90	3,593	1,879	26,886	52.3	182	208	69.6
4. Vito "Babe" Parilli	1961-67	2,413	1,140	16,747	47.2	132	138	64.8
5. Tony Eason	1983-89	1,500	876	10,732	58.4	60	48	80.6
6. Jim Plunkett	1971-75	1,503	729	9,932	48.5	62	87	59.7
7. Hugh Millen	1991-92	612	370	4,276	60.5	17	28	71.8
8. Matt Cassel	2005-08	555	349	3,946	62.9	23	13	88.2
9. Mike Taliaferro	1968-70	680	305	3,920	44.9	27	44	49.8
10. Ed "Butch" Songin	1960-61	604	285	3,905	47.2	36	24	71.7
11. Matt Cavanaugh	1978-82	385	206	3,018	53.5	19	23	70.9
12. Marc Wilson	1989-90	415	214	2,631	51.6	9	16	62.6
13. Doug Flutie	1987-89, 2005	305	148	1,871	48.5	11	14	61.0
14. Tommy Hodson	1990-92	315	171	1,809	54.3	7	11	64.1
15. Tom Yewcic	1961-66	206	87	1,374	42.2	12	12	60.2
16. Scott Zolak	1992-98	244	124	1,314	50.8	8	7	65.8
17. Tom Sherman	1968-69	226	90	1,199	39.8	12	16	45.6
18. Joe Kapp	1970	219	98	1,104	44.7	3	17	32.6
19. Tom Ramsey	1985-88	164	84	1,005	51.2	6	9	59.6
20. Scott Secules	1993	134	75	918	56.0	2	9	54.3
21. Tom Owen	1976-81	114	58	655	50.9	3	9	44.3
22. Don Trull	1967	81	27	442	33.3	1	7	20.7
23. Brian Dowling	1972-73	54	29	383	53.7	2	1	81.0
24. Brian Hoyer	2009-11	43	27	286	62.8	1	1	80.2
25. Ed Wilson	1965	46	20	257	43.5	1	3	41.7
26. Tom Greene	1960	63	27	251	42.9	1	6	20.1
27. Neil Graff	1974-75	36	19	241	52.8	2	3	57.8
28. Jeff Carlson	1992	49	18	232	36.7	1	3	33.7
29. Andy Johnson	1974-81	13	7	194	53.8	4	1	106.6
30. Jimmy Garoppolo	2014	27	19	182	70.4	1	0	101.2
31. Bob Bleier	1987	39	14	181	35.9	1	1	49.2
32. Richard Christy	1960	11	6	94	54.5	2	2	83.1
33. John Huarte	1966-67	20	8	88	40.0	0	2	14.2
Rohan Davey	2002-04	19	8	88	42.1	0	0	56.5
35. Mike Kerrigan	1983-84	15	7	85	46.7	0	1	36.8
36. Michael Bishop	1999-00	9	3	80	33.3	1	1	64.4
37. Dick Shiner	1973-74	10	5	68	50.0	0	1	32.5
38. John Friesz	1999-00	21	11	66	52.4	0	1	39.0
39. David Patten	2001-04	3	1	60	33.3	1	1	81.9
40. Don Westbrook	1977-81	2	2	52	100.0	0	0	118.8
41. Bob Gladieux	1969-72	3	1	48	33.3	0	1	42.4
42. Harvey White	1960	7	3	44	42.9	0	0	64.0
43. Larry Garron	1960-68	6	1	39	16.7	0	0	54.2
44. Harold Jackson	1978-81, 87	4	2	35	50.0	0	0	80.2
David Meggett	1995-97	3	1	35	33.3	1	0	118.1
46. Jim Corcoran	1968	7	3	33	42.9	0	2	17.9
47. Kim Hammond	1969-70	6	2	31	33.3	0	0	51.4
48. Mosi Tatupu	1978-90	2	2	30	100.0	1	0	158.3
49. Vinny Testaverde	2006	3	2	29	66.7	1	0	137.5
50. Gino Cappelletti	1960-70	1	1	27	100.0	1	0	158.3

### 300-Yard Passing Games

#### Career

NAME	NO.
1. Brady, T.	71
2. Bledsoe, D.	26
3. Grogan, S.	12

#### Season

NAME	NO.
1. Brady, T.	11 (2011)
2. Brady, T.	8 (2007)
Brady, T.	8 (2012)
4. Brady, T.	7 (2009)
Brady T.	7(2015)

#### Consecutive Games

1. Brady, T. (10/18/09-11/22/09)	5
2. Brady, T. (11/24/13-12/15/13)	4
Brady, T. (12/11/11-1/1/12)	4

### Top 10 By Passer Rating

(Minimum 200 Attempts)

NAME	RATING
1. Brady T.	96.4
2. Cassel, M.	88.2
3. Eason, T.	80.6
4. Bledsoe, D.	75.9
5. Millen, H.	71.8
6. Songin, B.	71.7
7. Cavanaugh, M.	70.9
8. Grogan, S.	69.6
9. Zolak, S.	65.8
10. Parilli, V.	64.8

## Top 10s

### By Passing Attempts

NAME	ATT
1. Brady T. ....	7,792
2. Bledsoe, D. ....	4,518
3. Grogan, S. ....	3,593
4. Parilli, V. ....	2,413
5. Plunkett, J. ....	1,503
6. Eason, T. ....	1,500
7. Taliaferro, M. ....	680
8. Millen, H. ....	612
9. Songin, B. ....	604
10. Cassel, M. ....	555

### By Passing Comp.

NAME	CMP
1. Brady, T. ....	4,953
2. Bledsoe, D. ....	2,544
3. Grogan, S. ....	1,879
4. Parilli, V. ....	1,140
5. Eason, T. ....	876
6. Plunkett, J. ....	729
7. Millen, H. ....	370
8. Cassel, M. ....	349
9. Taliaferro, M. ....	305
10. Songin, B. ....	285

### By Passing TDs

NAME	TDS
1. Brady, T. ....	428
2. Grogan, S. ....	182
3. Bledsoe, D. ....	166
4. Parilli, V. ....	132
5. Plunkett, J. ....	62
6. Eason, T. ....	60
7. Songin, B. ....	36
8. Taliaferro, M. ....	27
9. Cassel, M. ....	23
10. Cavanaugh, M. ....	19

### By Interceptions

NAME	INT.
1. Grogan, S. ....	208
2. Brady, T. ....	150
3. Bledsoe, D. ....	138
Parilli, V. ....	138
5. Plunkett, J. ....	87
6. Eason, T. ....	48
7. Taliaferro, M. ....	44
8. Millen, H. ....	28
9. Songin, B. ....	24
10. Cavanaugh, M. ....	23

### By Completion %

(Minimum 200 Attempts)

NAME	%
1. Brady, T. ....	63.6
2. Cassel, M. ....	62.9
3. Millen, H. ....	60.5
4. Eason, T. ....	58.4
5. Bledsoe, D. ....	56.3
6. Hodson, T. ....	54.3
7. Cavanaugh, M. ....	53.5
8. Grogan, S. ....	52.3
9. Wilson, M. ....	51.6
10. Zolak, S. ....	50.8

# PATRIOTS ALL-TIME LEADERS

## ALL-TIME LEADING SCORERS

(Based On Total Points)

NAME	YEARS	TD		TD		TD		TWO		FG	PAT	TP
		TD	RUN	REC	RT	PT	PT	PT	PT			
1. Stephen Gostkowski	2006-15	0	0	0	0	0	276	502	1,330			
2. Adam Vinatieri	1996-2005	0	0	0	0	1	263	367	1,158			
3. Gino Cappelletti	1960-70	42	0	42	0	4	176	342	1,130			
4. John Smith	1974-83	0	0	0	0	0	128	308	692			
5. Tony Franklin	1984-87	0	0	0	0	0	93	163	442			
6. Stanley Morgan	1977-89	68	0	67	1	0	0	0	408			
7. Rob Gronkowski	2010-15	66	1	64	0	0	0	0	378			
8. Ben Coates	1991-995	50	0	50	0	1	0	0	302			
9. Randy Moss	2007-09	50	0	50	0	1	0	0	302			
10. Sam Cunningham	1973-79,81-82	49	43	6	0	0	0	0	294			
11. Jim Nance	1965-71	46	45	1	0	0	0	0	276			
12. Tony Collins	1981-87	44	32	12	0	0	0	0	264			
13. Irving Fryar	1984-92	42	1	38	3	0	0	0	252			
Larry Garron	1960-68	42	14	26	2	0	0	0	252			
15. Matt Bahr	1993-95	0	0	0	0	0	55	73	238			
Jim Colclough	1960-68	39	0	39	0	2	0	0	238			
17. Corey Dillon	2004-06	39	37	2	0	1	0	0	236			
18. Curtis Martin	1995-97	37	32	5	0	2	0	0	226			
19. Wes Welker	2007-12	37	0	37	0	1	0	0	225			
20. Steve Grogan	1975-90	36	35	0	1	0	0	0	216			
21. Troy Brown	1993-07	35	0	31	4	2	0	0	214			
22. Jason Staurovsky	1988-91	0	0	0	0	0	50	57	207			
23. Kevin Faulk	1999-11	33	16	15	2	1	0	0	200			
24. BenJarvus Green-Ellis	2008-11	29	29	0	0	0	0	0	174			
25. Russ Francis	1975-80,87-88	28	0	28	0	0	0	0	168			
26. Julian Edelman	2009-15	27	0	21	5	2	0	0	154			
27. Don Calhoun	1975-81	25	23	2	0	0	0	0	150			
28. Antowain Smith	2001-03	24	21	3	0	1	0	0	146			
29. Deion Branch	2002-05, 2010-12	24	0	24	0	0	0	0	144			
Randy Vataha	1971-76	24	0	23	1	0	0	0	144			
31. Laurence Maroney	2006-2009	22	21	1	0	1	0	0	134			
32. Terry Glenn	1996-2001	22	0	22	0	0	0	0	132			
Andy Johnson	1974-81	22	13	9	0	0	0	0	132			
Stevan Ridley	2011-14	22	22	0	0	0	0	0	132			
35. Mosi Tatupu	1978-90	21	18	2	1	0	0	0	126			
36. Art Graham	1963-68	20	0	20	0	0	0	0	120			
Benjamin Watson	2004-09	20	0	20	0	0	0	0	120			
38. Ron Burton	1960-65	19	9	8	2	0	0	0	114			
John Stephens	1988-92	19	17	1	1	0	0	0	114			
40. Carl Garrett	1969-72	18	15	3	0	0	0	0	108			
Aaron Hernandez	2010-12	18	0	18	0	0	0	0	108			
Harold Jackson	1978-81,87	18	0	18	0	0	0	0	108			
Cedric Jones	1982-90	18	0	16	2	0	0	0	108			
44. Charlie Gogolak	1970-72	0	0	0	0	0	20	42	102			
Daniel Graham	2002-06	17	0	17	0	0	0	0	102			
Horace Ivory	1977-81	17	14	2	1	0	0	0	102			
David Patten	2001-04	17	1	16	0	0	0	0	102			
Jim Whalen	1965-69	17	0	17	0	0	0	0	102			
49. Mack Herron	1973-75	16	9	6	1	0	0	0	96			
Darryl Stingley	1973-77	16	2	14	0	0	0	0	96			

## ALL-PURPOSE YARDS

NAME	YEARS	RUSH	REC	PUNT	KICKOFF	DEF	TOTAL
1. Kevin Faulk	1999-2011	3,607	3,701	943	4,098	0	12,349
2. Stanley Morgan	1977-89	127	10,352	960	29	0	11,468
3. Troy Brown	1993-2007	178	6,366	2,625	1,862	22	11,053
4. Wes Welker	2007-12	146	7,459	1,185	280	0	9,070
5. Irving Fryar	1984-92	188	5,726	2,055	495	0	8,464

## Top 10s

### By Touchdowns

Name	TDs
1. Morgan, S. ....	68
2. Gronkowski, R. ....	66
3. Coates, B. ....	50
Moss, R. ....	50
5. Cunningham, S. ....	49
6. Nance, J. ....	46
7. Collins, J. ....	44
8. Cappelletti, G. ....	42
Fryar, I. ....	42
Garron, L. ....	42

### By Field Goal Att.

Name	FGA
1. Cappelletti, G. ....	333
2. Vinatieri, A. ....	321
3. Gostkowski, S. ....	316
4. Smith, J. ....	191
5. Franklin, T. ....	125
6. Bahr, M. ....	72
7. Staurovsky, J. ....	69
8. Gogolak, C. ....	36
9. Baumann, C. ....	27
10. Sisson, S. ....	26

### By Field Goals Made

Name	FGs
1. Gostkowski, S. ....	276
2. Vinatieri, A. ....	263
3. Cappelletti, G. ....	176
4. Smith, J. ....	128
5. Franklin, T. ....	93
6. Bahr, M. ....	55
7. Staurovsky, J. ....	50
8. Gogolak, C. ....	20
9. Baumann, C. ....	18
10. Davis, G. ....	16

### By PATs Attempted

Name	No.
1. Gostkowski, S. ....	503
2. Vinatieri, A. ....	374
3. Cappelletti, G. ....	353
4. Smith, J. ....	323
5. Franklin, T. ....	166
6. Bahr, M. ....	73
7. Staurovsky, J. ....	59
8. Gogolak, C. ....	42
9. Graham, S. ....	37
10. Baumann, C. ....	34

### By PATs Made

Name	PATs
1. Gostkowski, S. ....	502
2. Vinatieri, A. ....	367
3. Cappelletti, G. ....	342
4. Smith, J. ....	308
5. Franklin, T. ....	163
6. Bahr, M. ....	73
7. Staurovsky, J. ....	57
8. Gogolak, C. ....	42
9. Graham, S. ....	35
10. Baumann, C. ....	31

# PATRIOTS ALL-TIME LEADERS

## ALL-TIME LEADING INTERCEPTORS

By Interceptions

NAME	YEARS	NO	YDS	AVG	LG	TD
1. Raymond Clayborn	1977-89	36	555	15.4	85	1
Ty Law	1995-04	36	583	16.2	65t	6
3. Ron Hall	1961-67	29	476	16.4	87	1
Roland James	1980-90	29	383	13.2	46	0
Fred Marion	1982-91	29	457	15.8	83	1
6. Mike Haynes	1976-82	28	393	14.0	50	1
7. Maurice Hurst	1989-95	27	263	9.7	36	1
8. Nick Buoniconti	1962-68	24	223	9.3	41	0
Ronnie Lippett	1983-91	24	420	17.5	73	2
10. Asante Samuel	2003-07	22	313	14.2	55t	3
11. Don Webb	1961-71	21	366	17.4	59	2
12. Lawyer Milloy	1996-02	19	123	6.5	30t	1
13. Ron Bolton	1972-75	18	116	6.4	56	0
Devin McCourty	2010-14	18	298	16.6	60	0
15. Tim Fox	1976-81	17	215	12.6	29	0
Steve Nelson	1974-87	17	226	13.3	37	0
17. Tom Addison	1960-67	16	103	6.4	17	1
Rick Sanford	1979-84	16	198	12.4	99t	1
19. Prentice McCray	1974-80	15	352	23.5	63t	2
Ross O'Hanley	1960-65	15	288	19.2	61	1
Chuck Shonta	1960-67	15	261	17.4	52	0
22. Willie Clay	1996-98	13	178	13.7	53t	1
23. Tedy Bruschi	1996-08	12	187	15.6	48t	4
Dick Felt	1962-66	12	199	16.6	35	0
Brandon Meriweather	2007-10	12	213	17.8	56	1
26. Logan Ryan	2013-15	11	121	11.0	79t	1
Mike Vrabel	2001-08	11	73	6.6	24t	1
28. Vincent Brown	1988-95	10	95	9.5	49t	1
Larry Carwell	1969-72	10	186	18.6	53t	1
Bob Howard	1975-77	10	90	9.0	44t	1
Leroy Mitchell	1967-68	10	50	5.0	20	0
Otis Smith	1996,2000-02	10	278	27.8	78t	2
Eugene Wilson	2003-07	10	74	7.4	24	1
34. Kyle Arrington	2009-14	9	133	14.8	36t	1
Ellis Hobbs	2005-08	9	87	9.7	70	0
Ed Philpott	1967-71	9	91	10.1	23	0
37. Patrick Chung	2009-12, 14-15	8	135	16.9	51t	1
Fred Bruney	1960-62	8	125	15.6	33t	1
Rodney Harrison	2003-08	8	16	2.0	12	0
Tom Hennessey	1965-66	8	113	14.1	33	0
James Sanders	2005-10	8	172	21.5	42	2
41. Terrell Buckley	2001-02	7	126	18.0	52t	1
Jerome Henderson	1991-93,96	7	52	7.4	34	0
Sam Hunt	1974-79	7	189	27.0	68t	1
Tyrone Poole	2003-05	7	102	14.6	44	0
Johnny Rembert	1983-92	7	70	10.0	37	0
Logan Ryan	2013-15	7	82	11.7	79t	1
Bob Suci	1963	7	277	39.6	98t	2
Clyde Washington	1960-61	7	58	8.3	33	0
50. John Charles	1967-69	6	110	18.3	35t	2
Duron Harmon	2013-15	6	154	25.7	60	0
Lawrence McGrew	1980-89	6	49	8.2	27	0
Rod McSwain	1984-90	6	89	14.8	42	0
Ricky Reynolds	1994-96	6	24	4.0	11t	1
John Sanders	1974-76	6	75	12.5	23t	1

### Top 10s

#### By Int. Return YDs

NAME	YDs
1. Law, T.....	583
2. Clayborn, R.....	555
3. Hall, R.....	476
4. Marion, F.....	457
5. Lippett, R.....	420
6. Haynes, M.....	393
7. James, R.....	383
8. Webb, D.....	366
9. McCray, P.....	352
10. Samuel, A.....	313

#### By Touchdowns

NAME	TDs
1. Law, T.....	6
2. Bruschi, T.....	4
3. Samuel, A.....	3
4. Charles, J.....	2
Lippett, R.....	2
McCray, P.....	2
McGinest, W.....	2
Sanders, J.....	2
Smith, O.....	2
Suci, B.....	2
Webb, D.....	2



# PATRIOTS ALL-TIME LEADERS

## ALL-TIME LEADING PUNTERS

By Yardage

NAME	YEARS	NO	YARDS	AVG	LG	BLK
1. Rich Camarillo	1981-87	468	19,922	42.6	76	4
2. Tom Yewcic	1961-66	377	14,553	38.6	70	8
3. Ryan Allen	2013-15	215	9,909	46.1	67	2
4. Tom Tupa	1996-98	215	9,602	44.7	73	1
5. Tom Janik	1969-71	243	9,516	39.2	58	1
6. Lee Johnson	1999-01	203	8,578	42.3	76	1
7. Mike Patrick	1975-78	222	8,481	38.2	64	3
8. Ken Walter	2001-03, 06	211	8,143	38.6	58	2
9. Zoltan Mesko	2010-12	175	7,738	44.2	65	1
10. Josh Miller	2004-06	175	7,629	43.6	69	1
11. Shawn McCarthy	1991-92	169	6,877	40.7	93	2
12. Chris Hanson	2007-09	149	6,185	41.5	70	2
13. Jeff Feagles	1988-89	154	5,874	38.1	74	1
14. Terry Swanson	1967-68	127	5,081	40.0	62	2
15. Pat O'Neill	1994-95	110	4,355	39.6	67	0
16. Brian Hansen	1990	90	3,752	41.7	69	2
17. Bruce Barnes	1973-74	100	3,738	37.4	53	0
18. Mike Hubach	1980-81	82	3,118	38.0	69	0
19. Mike Saxon	1993	73	3,096	42.4	59	3
20. Eddie Hare	1979	83	3,038	36.6	58	1

### By Punt Avg.

(Minimum 50 Punts)

NAME	AVG.
1. Allen, R. ....	46.1
2. Tupa, T. ....	44.7
3. Mesko, Z. ....	44.2
4. Miller, J. ....	43.6
5. Camarillo, R. ....	42.6
6. Saxon, M. ....	42.4
7. Johnson, L. ....	42.3
8. Hansen, B. ....	41.7
9. Hanson, C. ....	41.5
10. McCarthy, S. ....	40.7

## ALL-TIME LEADING PUNT RETURNERS

(Based on Return Yardage)

NAME	YEARS	NO.	FC	YDS.	AVG	LG	TD
1. Troy Brown	1993-07	252	116	2,625	10.4	85t	3
2. Irving Fryar	1984-92	206	71	2,055	10.0	85t	3
3. Julian Edelman	2009-15	142	45	1,697	12.0	94t	4
4. David Meggett	1995-97	142	34	1,438	10.1	60t	1
5. Wes Welker	2007-12	114	49	1,185	10.4	69	0
6. Mike Haynes	1976-82	111	8	1,159	10.4	89t	2
7. Stanley Morgan	1977-89	92	32	960	10.4	80t	1
8. Kevin Faulk	1999-11	101	54	943	9.3	43	0
9. Mack Herron	1973-75	74	14	888	12.0	66	0
10. Ricky Smith	1982-84	54	20	537	9.9	55	0
11. Carl Garrett	1969-72	43	2	487	11.3	62	0
12. Danny Amendola	2013-15	40	17	421	10.5	82	0
13. Roland James	1980-90	42	8	400	9.5	75t	1
14. Ron Burton	1960-65	56	NA	389	6.9	62	0
15. Tim Dwight	2005	32	13	273	8.5	29	0
16. Bob Suci	1963	25	NA	233	9.3	22	0
17. Ronnie Harris	1993-94	26	4	227	8.7	21	0
Walter Stanley	1992	28	17	227	8.1	50	0
19. Jerome Henderson	1991-96	27	10	201	7.4	39	0
20. Billy Johnson	1966-68	23	9	195	8.5	52	0
21. Ray Crittenden	1993-94	21	7	192	9.1	30	0
22. Chris Canty	1997-98	16	7	170	10.6	36	0
23. Sammy Martin	1988-91	20	2	165	8.3	28	0
24. Tom Stephens	1960-64	19	NA	151	7.9	26	0
25. Joe Bellino	1965-67	19	8	148	7.8	18	0
Fred Bruney	1960-62	30	NA	148	4.9	11	0

### Top 10s

#### By Punt Returns

NAME	NO.
1. Brown, T. ....	252
2. Fryar, I. ....	206
3. Meggett, D. ....	142
3. Edelman, J. ....	142
5. Welker, W. ....	114
6. Haynes, M. ....	111
7. Faulk, K. ....	101
8. Morgan, S. ....	92
9. Herron, M. ....	74
10. Burton, R. ....	56

#### By Return Avg.

(Minimum 20 Ret.)

Name	Avg.
1. Edelman, J. ....	12.0
Herron, M. ....	12.0
3. Garrett, C. ....	11.3
4. Amendola, D. ....	10.5
5. Welker, W. ....	10.4
Brown, T. ....	10.4
Haynes, M. ....	10.4
Morgan, S. ....	10.4
9. Meggett, D. ....	10.1
10. Fryar, I. ....	10.0

# PATRIOTS ALL-TIME LEADERS

## ALL-TIME LEADING KICKOFF RETURNERS

(Based on Return Yardage)

NAME	YEARS	NO	YDS	AVG	LG	TD
1. Kevin Faulk	1999-11	181	4,098	22.6	95	2
2. Ellis Hobbs	2005-08	105	2,913	27.7	108t	3
3. David Meggett	1995-97	105	2,561	24.4	62	0
4. Bethel Johnson	2003-05	102	2,557	25.1	93t	2
5. Larry Garron	1960-68	89	2,299	25.8	95	2
6. Stephen Starring	1983-87	107	2,259	21.1	53	0
7. Carl Garrett	1969-72	92	2,251	24.5	63	0
8. Sammy Martin	1988-91	88	2,012	22.9	95t	1
9. Troy Brown	1993-07	87	1,862	21.4	54	0
10. Mack Herron	1973-75	71	1,796	25.3	92t	1
11. Raymond Clayborn	1977-89	57	1,538	27.0	101t	3
12. Ricky Smith	1982-84	67	1,505	22.5	98t	1
13. Derrick Cullors	1997-98	60	1,471	24.5	86t	1
14. Jay Cunningham	1965-67	64	1,372	21.4	45	0
15. Tony Collins	1981-87	65	1,335	20.5	46	0
16. Jon Vaughn	1991-92	54	1,281	23.7	100t	2
17. Horace Ivory	1977-81	45	1,191	26.5	98t	1
18. Brandon Tate	2009-10	45	1,163	25.8	103t	2
19. Ron Burton	1960-65	46	1,119	24.3	91t	1
20. Laurence Maroney	2006-09	41	1,062	25.9	77	0
21. J.D. Garrett	1964-67	48	1,054	22.0	42	0
22. Ray Crittenden	1993-94	47	938	20.0	44	0
23. Joe Bellino	1965-67	43	905	21.0	43	0
24. Allen Carter	1975-76	33	898	27.2	99t	1
25. Deion Branch	2002-05, 2010-12	36	863	24.0	63	0
26. Marvin Allen	1988-91	43	844	19.6	34	0
27. Devin McCourty	2010-14	37	837	22.6	104t	1
Allan Clark	1979-80	40	837	20.9	38	0
29. Willie Porter	1968	36	812	22.6	61	0
30. Patrick Pass	2000-06	36	745	20.7	36	0
31. Danny Amendola	2013-15	28	656	23.4	81	0
32. Dick Christy	1960	24	617	25.7	46	0
33. Odell Lawson	1970-71	27	593	22.0	52	0
34. Matthew Slater	2008-13	32	585	18.3	35	0
35. Julian Edelman	2009-12	26	563	21.7	37	0
36. Andy Johnson	1974-81	28	544	19.4	41	0
37. Walter Stanley	1992	29	529	18.2	40	0
38. Irving Fryar	1984-92	26	495	19.0	47	0
39. LeGarrette Blount	2013-14	17	494	29.1	83	0
40. Jess Phillips	1976-77	20	490	24.5	71	0
41. Danny Woodhead	2010-12	22	480	21.8	37	0
42. Jon Williams	1984	23	461	20.0	29	0
43. Billy Johnson	1966-68	24	453	18.9	36	0
44. Leroy Thompson	1994	18	376	20.9	30	0
45. Reggie Rucker	1971-74	15	375	25.0	43	0
46. Bob Suci	1963	17	360	21.2	35	0
47. Curtis Jackson	2000-01	15	353	23.5	47	0
48. Ron Gardin	1971	14	321	22.9	34	0
49. Chris Canty	1997-98	15	313	20.9	63	0
50. Josh Ashton	1972-74	15	309	20.6	31	0

### Top 10s

#### By Kickoff Returns

NAME	NO.
1. Faulk, K. ....	181
2. Starring, S. ....	107
3. Hobbs, E. ....	105
Meggett, D. ....	105
5. Johnson, B. ....	102
6. Garrett, C. ....	92
7. Garron, L. ....	89
8. Martin, S. ....	88
9. Brown, T. ....	87
10. Herron, M. ....	71

#### By Kickoff Return Avg.

(Minimum 20 Ret.)

NAME	AVG.
1. Hobbs, E. ....	27.7
2. Carter, A. ....	27.2
3. Clayborn, R. ....	27.0
4. Ivory, H. ....	26.5
5. Maroney, L. ....	25.9
6. Garron, L. ....	25.8
Tate, B. ....	25.8
8. Christy, D. ....	25.7
9. Herron, M. ....	25.3
10. Johnson, B. ....	25.1

RECORDS

# PATRIOTS LONGEST PLAYS

## RUSHING

PLAYER	YDS	OPP.	DATE
1. Larry Garrison	85t	vs BUF	10/22/61
2. Carl Garrett	80t	vs MIA	11/09/69
3. Robert Weathers	77	vs BAL (Colts)	09/04/83
Ron Burton	77	at DEN	10/23/60
5. Sam Cunningham	75t	at BUF	10/20/74
6. Craig James	73	vs STL (Cards)	12/02/84
Don Calhoun	73	at STL (Cards)	9/10/78

## PASSING

PLAYER	YDS	OPP.	DATE
1. T. Brady to W. Welker	99t	at MIA	09/12/11
2. T. Brady to D. Patten	91t	at IND	10/21/01
3. T. Eason to C. James	90t	at CHI	09/15/85
4. J. Plunkett to R. Vataha	88t	at BAL (Colts)	12/19/71
5. T. Sherman to J. Whalen	87t	at NYJ	10/27/68
6. D. Bledsoe to T. Glenn	86t	at PIT	12/06/98
7. D. Bledsoe to B. Coates	84t	vs. MIA	11/13/96
8. T. Brady to S. Vereen	83t	at NYJ	11/22/12

## KICKOFF RETURNS

PLAYER	YDS	OPP.	DATE
1. Ellis Hobbs	108t	at NYJ	09/09/07
2. Devin McCourty	104t	vs NYJ	10/21/12
3. Brandon Tate	103t	at MIA	10/04/10
4. Raymond Clayborn	101t	at BAL (Colts)	12/18/77
5. Raymond Clayborn	100t	at NYJ	10/02/77
Jon Vaughn	100t	at CIN	12/20/92
7. Allen Carter	99t	at BAL (Colts)	12/21/75
Jon Vaughn	99t	at PHX	09/29/91
9. Ricky Smith	98t	vs NYJ	09/19/82
Horace Ivory	98t	at BAL (Colts)	10/19/80
11. Brandon Tate	97t	vs. CIN	9/2/10
12. Ellis Hobbs	95t	at OAK	12/14/08
Kevin Faulk	95	vs NYJ	11/15/99
Sammy Martin	95t	at IND	11/27/88
Larry Garrison	95t	at BUF	11/03/62

## PUNT RETURNS

PLAYER	YDS	OPP.	DATE
1. Julian Edelman	94t	vs MIA	01/02/11
2. Mike Haynes	89t	vs BUF	11/07/76
3. Troy Brown	85t	vs CLV	12/09/01
Irving Fryar	85t	at BUF	09/22/85
5. Julian Edelman	84t	vs DEN	11/02/14
6. Danny Amendola	82	at NYG	11/15/15
7. Stanley Morgan	80t	vs BAL (Colts)	11/18/79
8. Irving Fryar	77t	vs IND	11/10/85
9. Roland James	75t	vs NYJ	11/15/09
10. Julian Edelman	72t	vs KC	11/21/11

## INTERCEPTION RETURNS

PLAYER	YDS	OPP.	DATE
1. Jimmy Hitchcock	100t	vs MIA	11/23/97
2. Rick Sanford	99t	at CHI	12/05/82
3. Bob Suci	98t	vs HOU ( Oilers)	11/01/63
4. Darius Butler	91t	at HOU	01/03/10
5. Victor Green	90t	at NYJ	09/15/02
6. Alfonso Dennard	87t	vs IND	11/18/12
Ron Hall	87	at DEN	09/18/66
8. Raymond Clayborn	85	at CLE	10/07/84
9. Fred Marion	83	at SEA	11/17/85
10. Chris Singleton	82t	at IND	11/15/92

## PUNTS

PLAYER	YDS	OPP.	DATE
1. Shawn McCarthy	93	at BUF	11/03/91
2. Luke Prestridge	89	vs MIA	10/21/84
3. Bob Scarpito	87	at DEN	09/29/68
4. Luke Prestridge	82	vs NYJ	10/28/84
5. Rich Camarillo	76	vs NYJ	09/19/82
Lee Johnson	76	at CIN	09/09/01
7. Rich Camarillo	75	at CHI	09/15/85
Rich Camarillo	75	at OAK	11/01/81
10. Jeff Feagles	74	vs IND	10/02/88

## FIELD GOALS

PLAYER	YDS	OPPONENT	DATE
1. Stephen Gostkowski	57	at DAL	10/11/15
1. Adam Vinatieri	57	at CHI	11/10/02
2. Adam Vinatieri	55	at STL	12/13/98
Matt Bahr	55	at MIA	11/12/95
4. Stephen Gostkowski	54	vs. NO	10/13/13
Adam Vinatieri	54	vs. CLE	12/09/01
Stephen Gostkowski	54	vs. NYG	11/15/15
7. Stephen Gostkowski	53	at BUF	10/12/14
Stephen Gostkowski	53	at HOU	12/01/13
Stephen Gostkowski	53	at HOU	12/01/13
Stephen Gostkowski	53	vs. TB	09/22/13
Stephen Gostkowski	53	vs. ARZ	09/16/12
Stephen Gostkowski	53	at DEN	10/11/09
Adam Vinatieri	53	vs. K.C.	12/04/00
Jason Staurovsky	53	vs. SEA	10/07/90
Gino Cappelletti	53	at NYJ	11/28/65
16. Stephen Gostkowski	52	vs. CHI	11/26/06
Stephen Gostkowski	52	vs. MIA	10/29/15
Adam Vinatieri	52	at IND	09/13/98
Adam Vinatieri	52	vs. BUF	10/12/97
Greg Davis	52	at ATL	10/15/89
20. Stephen Gostkowski	51	vs. ARZ	09/16/12
Stephen Gostkowski	51	at HOU	01/03/10
Adam Vinatieri	51	vs. BAL	01/02/00
Matt Bahr	51	vs. DEN	10/08/95
Charlie Gogolak	51	at MIA	10/17/71
Gino Cappelletti	51	vs. DEN	11/20/64
Greg Davis	51	at IND	10/29/89
27. Stephen Gostkowski	50	at BUF	9/20/15
Stephen Gostkowski	50	vs. CLE	12/08/13
Stephen Gostkowski	50	at NYJ	11/13/11
Stephen Gostkowski	50	at SEA	12/07/08
Adam Vinatieri	50	at BAL	10/06/96
Jason Staurovsky	50	vs. IND	12/03/89
Teddy Garcia	50	at MIN	09/11/88
Tony Franklin	50	vs. LA (Raid)	11/01/87
Tony Franklin	50	vs. DET	12/08/85
Tony Franklin	50	at T.B.	10/27/85
John Smith	50	vs. K.C.	10/04/81

# OPPONENTS LONGEST PLAYS

## RUSHING

PLAYER	YDS	OPP.	DATE
1. Jack Larschied	87t	at OAK	10/16/60
2. Thurman Thomas	80t	at BUF	11/18/90
O.J. Simpson	80t	vs BUF	09/16/73
4. Tony Dorsett	75t	vs DAL	09/21/81
5. Maurice Jones-Drew	74t	at JAX	12/24/06
6. Wayne Patrick	72	at BUF	10/11/69

## PASSING

PLAYER	YDS	OPP.	DATE
1. George Shaw to Jerry Tarr	97t	vs DEN	09/21/62
2. Len Dawson to Frank Pitts	90t	at KC	11/17/68
3. Ken O'Brien to Wesley Walker	88t	at NYJ	11/24/85
4. Eli Manning to Odell Beckham Jr.	87	at NYG	11/15/15
5. Steve DeBerg to S. Paige	86t	vs KC	12/02/90
Clyde Grosscup to Don Maynard	86t	at NY Titans	10/06/62

## KICKOFF RETURNS

PLAYER	YDS	OPP.	DATE
1. Charlie Warner	102t	vs BUF	11/07/65
2. Terrence McGee	98t	at BUF	10/03/04
3. Mercury Morris	96t	at MIA	12/06/70
4. C.J. Spiller	95t	vs BUF	09/26/10
5. Mercury Morris	94t	vs MIA	12/05/71
6. Ode Burrell	93t	at HOU (Oilers)	11/29/64
Elbert Dubenion	93t	at BUF	11/03/62
8. Leon Washington	92t	vs. NYJ	11/13/08
Reggie Barrow	92t	at JAX	12/07/97

## PUNT RETURNS

PLAYER	YDS	OPP.	DATE
1. Darren Sproles	83t	vs PHI	12/06/15
2. Adam "Pacman" Jones	81t	at TEN	12/31/06
3. Chris Gamble	76	at CAR	09/18/05
Andre Hastings	76	at NO	10/04/98
Goldie Sellers	76t	at KC	11/17/68
Eugene Mingo	76t	vs DEN	09/09/60
4. Mike Nelms	75t	at WAS	10/25/81
Nesby Glasgow	75t	vs BAL (Colts)	11/18/79

## INTERCEPTION RETURNS

PLAYER	YDS	OPP.	DATE
1. Bryant Westbrook	101t	at DET	11/23/00
2. Malcolm Jenkins	99t	vs PHI	12/06/15
3. Dick Anderson	94t	vs MIA	11/24/68
4. Ray Buchanan	90t	vs IND	12/11/94
5. Lawrence Timmons	89	vs PIT	11/30/08
6. Al Harris	84	at PHI	12/19/99
7. Leroy Irvin	80	vs LA Rams	11/16/80
8. Levi Johnson	76	at DET	10/10/76

## PUNTS

PLAYER	YDS	OPP.	DATE
1. Andy Lee	82	at SF	10/05/08
2. Bob Parsons	81	at CHI	12/05/82
3. Joe Prokop	76	vs NYJ	11/05/89
4. James Fraser	75	at DEN	11/11/62
Brian Moorman	75	vs BUF	09/23/07
6. Reggie Roby	73	vs MIA	10/05/86

On Jan. 13, 2013, Houston Texans K Shayne Graham connected on a 55-yard field goal attempt, the longest field goal in Gillette Stadium history.

## FIELD GOALS

PLAYER	YDS	OPP	DATE
1. Michael Koenen	58	at ATL	10/09/05
2. David Akers	57	at PHI	09/14/03
3. Nick Folk	54	vs NYJ	10/21/12
Mike Nugent	54	vs CIN	09/12/10
Morten Anderson	54	at ATL	10/01/95
Norm Johnson	54	at ATL	11/29/92
Dean Biasucci	54	vs IND	11/11/90
8. Josh Brown	53	at NYG	11/15/15
Caleb Sturgis	53	vs. MIA	12/14/14
Adam Vinatieri	53	at IND	11/16/14
Ryan Lindell	53	vs BUF	09/10/06
Olindo Mare	53	vs. MIA	10/17/99
Jason Elam	53	at DEN	09/07/98
Pat Leahy	53	vs NYJ	10/20/85
Uwe von Schamann	53	vs MIA	10/21/79
16. Dan Carpenter	52	vs. BUF	11/23/15
Caleb Sturgis	52	vs. MIA	10/27/13
Dan Carpenter	52	vs. MIA	11/08/09
Adam Vinatieri	52	at IND	11/02/08
Rian Lindell	52	at BUF	11/18/07
John Kasay	52	at CAR	09/18/05
Neil Rackers	52	at ARZ	09/19/04
Pat Leahy	52	vs. NYJ	10/20/85
Raul Allegre	52	vs BAL (Colts)	09/04/83
Raul Allegre	52	at BAL (Colts)	10/09/83
Uwe von Schamann	52	vs MIA	11/13/83
Chris Bahr	52	at CIN	10/15/78
28. Dan Carpenter	51	vs. BUF	12/29/13
John Kasay	51	at CAR	09/18/05
Jason Elam	51	vs. DEN	10/08/95
Steve Christie	51	at BUF	11/26/95
Tony Franklin	51	vs MIA	11/06/88
Chris Bahr	51	at OAK	11/11/81

# YEAR-BY-YEAR LEADERS

## YEAR-BY-YEAR LEADING SCORERS

YR	PLAYER	TD	PAT	FG	TOTAL
1960	Gino Cappelletti	0	30#	8	60
1961	Gino Cappelletti	8	48	17**	147**
1962	Gino Cappelletti	5	38	20	128
1963	Gino Cappelletti	2	35	22**	113**
1964	Gino Cappelletti	7	36#	25**	155**
1965	Gino Cappelletti	9	27	17	132**
1966	Gino Cappelletti	6	35	16	119**
1967	Gino Cappelletti	3	29	16	95
1968	Gino Cappelletti	2	26	15	83
1969	Gino Cappelletti	0	26	14	68
1970	Jim Nance	7	0	0	42
1971	Charlie Gogolak	0	28	12	64
1972	Carl Garrett	5	0	0	30
1973	Jeff White	0	21	14	63
1974	John Smith	0	42	16	90
1975	John Smith	0	33	9	60
1976	John Smith	0	42	15	87
1977	John Smith	0	33	15	78
1978	Horace Ivory	11	0	0	66
1979	John Smith	0	46	23	115*
1980	John Smith	0	51	26	129*
1981	John Smith	0	37	15	82
1982	John Smith	0	6	5	21
1983	Tony Collins	10	0	0	60
1984	Tony Franklin	0	42	22	108
1985	Tony Franklin	0	40	24	112
1986	Tony Franklin	0	44	32*	140*
1987	Tony Franklin	0	37	15	82

# - Also made three 2-point conversions

YR	PLAYER	TD	PAT	FG	TOTAL
1988	Robert Perryman	6	0	0	36
1989	Greg Davis	0	13	16	61
1990	Jason Staurovsky	0	19	16	67
1991	Jason Staurovsky	0	10	13	49
1992	Charlie Baumann	0	22	11	55
1993	Scott Sisson	0	15	14	57
1994	Matt Bahr	0	36	23	117
1995	Matt Bahr	0	27	27	96
1996	Adam Vinatieri	0	39	27	120
1997	Adam Vinatieri	0	40	25	115
1998	Adam Vinatieri	0	32	31	127
1999	Adam Vinatieri	0	29	26	107
2000	Adam Vinatieri	0	25	27	106
2001	Adam Vinatieri	0	41	24	113
2002	Adam Vinatieri	0	36	27	117
2003	Adam Vinatieri	0	37	25	112
2004	Adam Vinatieri	0	48	31*	141*
2005	Adam Vinatieri	0	40	20	100
2006	Stephen Gostkowski	0	43	20	103
2007	Randy Moss	23	0	0	138
2008	Stephen Gostkowski	0	40*	36*	148*
2009	Stephen Gostkowski	0	47	26	125
2010	BenJarvus Green-Ellis	13	0	0	78
2011	Stephen Gostkowski	0	59	28	143
2012	Stephen Gostkowski	0	66*	29	153*
2013	Stephen Gostkowski	0	44	38*	158*
2014	Stephen Gostkowski	0	51	35*	156*
2015	Stephen Gostkowski	0	52**	33	151*

\* - NFL Leader \*\* - AFL Leader



John Smith is one of two Patriots along with Stephen Gostkowski (2008, 2012-14) to lead the NFL in scoring twice (1979, 1980).



Sam Cunningham led the Patriots in rushing from 1975-79, totaling 3,836 yards over the five seasons.

## YEAR-BY-YEAR LEADING RUSHERS

YR	PLAYER	ATT	YDS	AVG	LG	TD
1960	Alan Miller	101	416	4.2	33	2
1961	Billy Lott	100	461	4.6	38	5
1962	Ron Burton	134	548	4.1	59	2
1963	Larry Garron	179	750	4.2	47t	2
1964	Larry Garron	183	585	3.2	16	2
1965	Jim Nance	111	321	2.9	20	5
1966	Jim Nance	299*	1458*	4.9	65t	11*
1967	Jim Nance	269*	1216*	4.5	53	7*
1968	Jim Nance	177	593	3.4	30t	4
1969	Jim Nance	193	750	3.9	43	6
1970	Jim Nance	145	522	3.6	21	7
1971	Carl Garrett	181	784	4.3	38	1
1972	Josh Ashtton	128	546	4.3	35	3
1973	Sam Cunningham	155	516	3.3	25	4
1974	Mack Herron	231	824	3.6	28	7
1975	Sam Cunningham	169	666	3.9	17	6
1976	Sam Cunningham	172	824	4.8	24	3
1977	Sam Cunningham	270	1015	3.8	31t	4
1978	Sam Cunningham	199	768	3.9	52t	8
1979	Sam Cunningham	159	563	3.5	27	5
1980	Vagas Ferguson	211	818	3.9	44	2
1981	Tony Collins	204	873	4.3	29	7
1982	Tony Collins	164	632	3.9	54	1
1983	Tony Collins	219	1049	4.8	50t	10
1984	Craig James	160	790	4.9	73	1
1985	Craig James	263	1227	4.7	65t	5
1986	Craig James	154	427	2.8	16	4
1987	Tony Collins	147	474	3.2	19	3

YR	PLAYER	ATT	YDS	AVG	LG	TD
1988	John Stephens	297	1168	3.9	52	4
1989	John Stephens	244	833	3.4	35t	7
1990	John Stephens	212	808	3.8	26	2
1991	Leonard Russell	266	959	3.6	24	4
1992	Jon Vaughn	113	451	4.0	36	1
1993	Leonard Russell	300	1088	3.6	21	7
1994	Marion Butts	243	703	2.9	26	8
1995	Curtis Martin	368	1487	4.0	49	14
1996	Curtis Martin	316	1152	3.6	57	14
1997	Curtis Martin	274	1160	4.2	70t	4
1998	Robert Edwards	291	1115	3.8	53	9
1999	Terry Allen	254	896	3.5	39	8
2000	Kevin Faulk	164	570	3.5	18	4
2001	Antowain Smith	287	1157	4.0	44	12
2002	Antowain Smith	252	982	3.9	42t	6
2003	Antowain Smith	182	642	3.5	30	3
2004	Corey Dillon	345	1635	4.7	44	12
2005	Corey Dillon	209	733	3.5	29	12
2006	Corey Dillon	199	812	4.1	50	13
2007	Laurence Maroney	185	835	4.5	59t	6
2008	Sammy Morris	156	727	4.7	35	7
2009	Laurence Maroney	194	757	3.9	45t	9
2010	BenJarvus Green-Ellis	229	1008	4.4	33t	13
2011	BenJarvus Green-Ellis	181	667	3.7	18	11
2012	Stevan Ridley	290	1263	4.4	41	12
2013	Stevan Ridley	178	773	4.3	29	7
2014	Jonas Gray	89	412	4.6	20	5
2015	LeGarrette Blount	165	703	4.3	38t	6

\* - NFL Leader



# YEAR-BY-YEAR LEADERS

## YEAR-BY-YEAR LEADING PASSERS

YR	PLAYER	ATT	CMP	PCT.	YDS	TD	LG	INT
1960	Butch Songin	392	187	47.7	2476	22	78	15
1961	Butch Songin	212	98	46.2	1429	14	58	9
1962	Babe Parilli	253	140	55.3	1988	18	67	8
1963	Babe Parilli	337	153	45.4	2345	13	77	24
1964	Babe Parilli	473	228	48.2	3465*	31*	80	27*
1965	Babe Parilli	426	173	40.6	2597	18	73	26
1966	Babe Parilli	382	181	47.4	2721	20	63	20
1967	Babe Parilli	344	161	46.8	2317	19	79	24
1968	Tom Sherman	226	90	39.8	1199	12	87	16
1969	Mike Taliaferro	331	160	48.3	2160	19	77	18
1970	Joe Kapp	219	98	44.7	1104	3	48	17
1971	Jim Plunkett	328	158	48.2	2158	19	88	16
1972	Jim Plunkett	355	169	47.6	2196	8	62	25
1973	Jim Plunkett	376	193	51.3	2550	13	64	17
1974	Jim Plunkett	352	173	49.1	2457	19	69	22
1975	Steve Grogan	274	139	50.7	1976	11	62	18
1976	Steve Grogan	302	145	48.0	1903	18	58	20
1977	Steve Grogan	305	160	52.5	2162	17	68	21
1978	Steve Grogan	362	181	50.0	2824	15	75	23
1979	Steve Grogan	423	206	48.7	3286	28	63	20
1980	Steve Grogan	306	175	57.2	2475	18	71	22
1981	Steve Grogan	216	117	54.2	1859	7	76	16
1982	Steve Grogan	122	66	54.1	930	7	62	4
1983	Steve Grogan	303	168	55.4	2411	15	76	12
1984	Tony Eason	431	259	60.1	3228	23	76	8
1985	Tony Eason	299	168	56.2	2156	11	90	17
1986	Tony Eason	448	276	61.6	3328	19	49	10
1987	Steve Grogan	161	93	57.8	1183	10	40	9
1988	Doug Flutie	179	92	51.4	1150	8	80	10

YR	PLAYER	ATT	CMP	PCT.	YDS	TD	LG	INT
1989	Steve Grogan	261	133	51.0	1697	9	55	14
1990	Marc Wilson	265	139	52.5	1625	6	36	11
1991	Hugh Millen	409	246	60.1	3073	9	60	18
1992	Hugh Millen	203	124	61.1	1203	8	39	10
1993	Drew Bledsoe	429	214	49.9	2494	15	54	15
1994	Drew Bledsoe	691*	400*	57.9	4555*	25	62	27*
1995	Drew Bledsoe	636*	323	50.8	3507	13	47	16
1996	Drew Bledsoe	623*	373*	59.9	4086	27	84	15
1997	Drew Bledsoe	522	314	60.2	3706	28	76	15
1998	Drew Bledsoe	481	263	54.7	3633	20	86	14
1999	Drew Bledsoe	539	305	56.6	3985	19	68	21
2000	Drew Bledsoe	531	312	58.8	3291	17	59	13
2001	Tom Brady	413	264	63.9	2843	18	91	12
2002	Tom Brady	601	373	62.1	3764	28*	49	14
2003	Tom Brady	527	317	60.2	3620	23	82	12
2004	Tom Brady	474	288	60.8	3692	28	50	14
2005	Tom Brady	530	334	63.0	4110*	26	71	14
2006	Tom Brady	516	319	61.8	3529	24	62	12
2007	Tom Brady	578	398	68.9*	4806*	50*	69	8
2008	Matt Cassel	516	327	63.4	3693	21	76	11
2009	Tom Brady	565	371	65.7	4398	28	81	13
2010	Tom Brady	492	324	65.9	3900	36*	79	4
2011	Tom Brady	611	401	65.6	5235	39	99	12
2012	Tom Brady	637	401	63.0	4827	34	83	8
2013	Tom Brady	628	380	60.5	4343	25	81	11
2014	Tom Brady	582	373	64.1	4109	33	69	9
2015	Tom Brady	624	402	64.4	4770	36	76	7

\*NFL Leader



Jim Plunkett's 88-yard touchdown pass during the 1971 season ranks as the fourth longest in Patriots history.



Ben Coates reigns as the only Patriots tight end to lead the team in receiving five times (1993-95, 97-98).

## YEAR-BY-YEAR LEADING RECEIVERS

(BY RECEPTIONS)

YR	PLAYER	NO	YDS	AVG	LG	TD
1960	Jim Colclough	49	666	13.6	61	9
1961	Gino Cappelletti	45	768	17.1	53	8
1962	Jim Colclough	40	868	21.7	78	10
	Ron Burton	40	461	11.5	69	4
1963	Jim Colclough	42	693	16.5	56	3
1964	Gino Cappelletti	49	865	17.7	58	7
1965	Jim Colclough	40	677	16.9	41	3
1966	Art Graham	51	673	13.2	42	4
1967	Art Graham	41	606	14.8	79	4
1968	Jim Whalen (TE)	47	718	15.3	87	7
1969	Carl Garrett (RB)	29	267	9.2	34	2
1970	Ron Sellers	38	550	14.5	48	4
1971	Randy Vataha	51	872	17.1	88	9
1972	Reggie Rucker	44	681	15.5	62	3
1973	Reggie Rucker	53	743	14.0	64	3
1974	Mack Herron (RB)	38	474	12.5	48	5
1975	Randy Vataha	46	720	15.7	47	6
1976	Andy Johnson (RB)	29	343	11.8	53	4
1977	Sam Cunningham (RB)	42	370	8.8	35	1
1978	Russ Francis (TE)	39	543	13.9	53	4
1979	Harold Jackson	45	1013	22.5	59	7
1980	Stanley Morgan	45	991	22.0	71	6
1981	Don Hasselbeck (TE)	46	808	17.6	51	6
1982	Stanley Morgan	28	584	20.9	75	3
1983	Stanley Morgan	58	863	14.9	50	2
1984	Derrick Ramsey (TE)	66	792	12.0	34	7
1985	Tony Collins (RB)	52	549	10.6	49	2
1986	Stanley Morgan	84	1491	17.8	44	10

YR	PLAYER	NO	YDS	AVG	LG	TD
1987	Tony Collins (RB)	44	347	7.9	29	3
1988	Reggie Dupard (RB)	34	232	6.8	15	0
1989	Eric Sievers (TE)	54	615	11.4	46	0
1990	Irving Fryar	54	856	15.9	56	4
1991	Marv Cook (TE)	82	808	9.9	49	3
1992	Irving Fryar	55	791	14.4	54	4
1993	Ben Coates (TE)	53	659	12.4	54	8
1994	Ben Coates (TE)	96	1174	12.2	62	7
1995	Ben Coates (TE)	84	915	10.9	35	6
1996	Terry Glenn	90	1132	12.6	37	6
1997	Ben Coates (TE)	66	737	11.2	35	8
1998	Ben Coates (TE)	67	668	10.0	33	6
1999	Terry Glenn	69	1147	16.6	67	4
2000	Troy Brown	83	944	11.4	44	4
2001	Troy Brown	101	1199	11.9	60	5
2002	Troy Brown	97	890	9.2	38	3
2003	Deion Branch	57	803	14.1	66	3
2004	David Givens	56	874	15.6	50	3
2005	Deion Branch	78	998	12.8	51	5
2006	Reche Caldwell	61	760	12.5	62	4
2007	Wes Welker	112*	1175	10.5	42	8
2008	Wes Welker	111	1165	10.5	64	3
2009	Wes Welker	123*	1348	11.0	58	4
2010	Wes Welker	86	848	9.9	35	7
2011	Wes Welker	122*	1569	12.9	99	9
2012	Wes Welker	118	1354	11.5	59	6
2013	Julian Edelman	105	1056	10.1	44	6
2014	Julian Edelman	92	972	10.6	69	4
2015	Rob Gronkowski	72	1176	16.3	76	11

\*NFL Leader

# YEAR-BY-YEAR LEADERS

## YEAR-BY-YEAR NET YARDS FROM SCRIMMAGE

YR	PLAYER	TOTAL YDS	RUSH	REC.
1960	Alan Miller	700	416	284
1961	Jim Colcough	794	37	757
	Billy Lott	794	461	333
1962	Ron Burton	1009	548	461
1963	Larry Garron	1168	750	418
1964	Larry Garron	935	585	350
1965	Gino Cappelletti	680	0	680
1966	Jim Nance	1561**	1458**	103
1967	Jim Nance	1412	1216	196
1968	Jim Whalen	718	0	718
1969	Carl Garrett	958	691	267
1970	Jim Nance	670	522	148
1971	Carl Garrett	1049	784	265
1972	Carl Garrett	898	488	410
1973	Reggie Rucker	742	-1	743
1974	Mack Herron	1298	824	474
1975	Sam Cunningham	919	666	253
1976	Sam Cunningham	1123	824	474
1977	Sam Cunningham	1385	1015	370
1978	Sam Cunningham	1065	768	297
1979	Stanley Morgan	1041	39	1002
1980	Stanley Morgan	1027	36	991
1981	Tony Collins	1105	873	232
1982	Tony Collins	819	632	187
1983	Tony Collins	1306	1049	257
1984	Craig James	949	790	159
1985	Craig James	1587	1227	360
1986	Stanley Morgan	1491	0	1491
1987	Tony Collins	821	474	347



Tony Collins is one of three Patriots, along with Sam Cunningham and Wes Welker, to lead the team in net yards from scrimmage four times.

YR	PLAYER	TOTAL YDS	RUSH	REC.
1988	John Stephens	1266	1168	98
1989	John Stephens	1040	833	207
1990	John Stephens	1004	808	196
1991	Leonard Russell	1040	959	81
1992	Irving Fryar	797	6	791
1993	Leonard Russell	1333	1088	245
1994	Ben Coates	1174	0	1174
1995	Curtis Martin	1748	1487	261
1996	Curtis Martin	1485	1152	333
1997	Curtis Martin	1456	1160	296
1998	Robert Edwards	1446	1115	331
1999	Terry Glenn	1147	0	1147
2000	Kevin Faulk	1035	570	465
2001	Antowain Smith	1349	1157	192
2002	Antowain Smith	1225	982	243
2003	Kevin Faulk	1078	638	440
2004	Corey Dillon	1738	1635	103
2005	Deion Branch	998	0	998
2006	Corey Dillon	959	812	147
2007	Randy Moss	1493	0	1493
2008	Wes Welker	1191	26	1165
2009	Wes Welker	1384	36	1348
2010	BenJarvus Green-Ellis	1093	1008	85
2011	Wes Welker	1599	30	1569
2012	Wes Welker	1374	20	1354
2013	Julian Edelman	1067	11	1056
2014	Rob Gronkowski	1124	0	1124
2015	Rob Gronkowski	1176	0	1176



Maurice Hurst's six seasons as the leading intreceptor are the most by any Patriot (1989-90, 91-94).

## YEAR-BY-YEAR LEADING INTERCEPTORS

YR	PLAYER	NO	YDS	AVG	LG	TD
1960	Gino Cappelletti	4	68	17.0	24	0
	Harry Jacobs	4	26	6.5	14	0
1961	Don Webb	5	153	30.6	59	2
1962	Ross O'Hanley	5	83	16.6	28	0
1963	Bob Suci	7	277	39.6	98	2
1964	Ron Hall	11	148	13.5	50	0
1965	Ron Hall	3	35	11.7	29	0
	Nick Buoniconti	3	31	10.3	26	0
1966	Ron Hall	6	159	26.5	87	0
1967	Nick Buoniconti	4	7	1.8	7	0
	Don Webb	4	91	22.8	41	0
1968	Leroy Mitchell	7	41	5.9	20	0
1969	Larry Carwell	4	114	28.5	38	0
	John Charles	4	46	11.5	25t	1
	Ed Philpott	4	37	9.2	16	0
1970	Daryl Johnson	2	51	25.5	42	0
1971	Larry Carwell	5	72	14.4	53t	1
1972	Honor Jackson	4	133	33.3	55	0
1973	Ron Bolton	6	65	10.8	56	0
1974	Ron Bolton	7	18	2.6	10	0
1975	Ron Bolton	5	33	6.6	15	0
1976	Mike Haynes	8	90	11.3	28	0
1977	Mike Haynes	5	54	10.8	22	0
1978	Mike Haynes	6	123	20.5	50	1
1979	Raymond Clayborn	5	56	11.2	27	0
1980	Raymond Clayborn	5	87	17.4	29	0
1981	Rick Sanford	3	28	9.3	21	0
	Tim Fox	3	20	6.7	20	0
1982	Mike Haynes	4	26	6.5	26	0
1983	Rick Sanford	7	24	3.4	16	0
1984	Raymond Clayborn	3	102	34.0	85	0
1985	Fred Marion	7	189	27.0	83	0
1986	Ronnie Lippett	7	76	9.5	43	0
1987	Fred Marion	4	63	13.3	25	0
1988	Raymond Clayborn	4	65	16.3	31	0
	Fred Marion	4	47	11.8	22	0
	Roland James	4	30	7.5	22	0
1989	Maurice Hurst	5	31	6.2	16t	1

YR	PLAYER	NO	YDS	AVG	LG	TD
1990	Maurice Hurst	4	61	15.3	36	0
	Bonnie Lippett	4	94	23.5	73	0
	Fred Marion	4	17	4.3	16	0
1991	Maurice Hurst	3	21	7.0	21	0
1992	Jerome Henderson	3	43	14.3	34	0
	Maurice Hurst	3	29	9.7	27	0
1993	Maurice Hurst	4	53	13.3	24	0
1994	Maurice Hurst	7	68	9.7	24	0
1995	Vincent Brown	4	1	0.3	1	0
1996	Willie Clay	4	50	12.5	35	0
1997	Willie Clay	6	109	18.2	53t	1
1998	Ty Law	9*	133	14.8	59t	1
1999	Lawyer Milloy	4	17	4.3	17	0
2000	Ty Law	2	32	16.0	32	0
	Lawyer Milloy	2	2	1.0	2	0
	Tebucky Jones	2	20	10.0	20	0
2001	Titus Smith	5	181	36.2	78t	2*
2002	Ty Law	4	33	8.3	29	0
	Terrell Buckley	4	50	12.5	39	0
2003	Ty Law	6	112	18.7	65t	1
	Byronne Poole	6	81	13.5	44	0
2004	Eugene Wilson	4	51	12.8	24	0
2005	Asante Samuel	3	15	5.0	15	0
	Ellis Hobbs	3	8	2.7	8	0
2006	Asante Samuel	10*t	120	12.0	33	0
2007	Asante Samuel	6	89	14.8	42	1
2008	Brandon Meriweather	4	25	6.3	19	0
2009	Brandon Meriweather	5	149	29.8	56	1
	Leigh Bodden	5	60	12.0	53t	1
2010	Devin McCourty	7	110	15.7	50	1
2011	Kyle Arrington	7*t	92	13.1	28	0
2012	Devin McCourty	6	53	10.6	34	0
2013	Logan Ryan	4	85	16.4	76t	1
2014	Devin McCourty	2	70	35.0	60	0
	Darrelle Revis	2	0	0.0	0	0
	Logan Ryan	2	0	0.0	0	0
	Jamie Collins	2	0	0.0	0	0
2015	Logan Ryan	4	39	9.8	25	0

\*-NFL Leader

# YEAR-BY-YEAR LEADERS

## YEAR-BY-YEAR SACK LEADERS

Note: Sacks did not become an official statistic until 1982.

YR	PLAYER	SACKS
1960	Jack Rudolph, LB	3.0
1961	Rommie Loudd, LB	7.0
1962	Larry Eisenhauer, DE	5.5
1963	Larry Eisenhauer, DE	9.0
1964	Larry Eisenhauer, DE	7.5
1965	Larry Eisenhauer, DE	9.5
1966	Jim Lee Hunt, DT	9.0
1967	Houston Antwine, DT	6.0
1968	Houston Antwine, DT	7.5
1969	Houston Antwine, DT	5.0
1970	Ron Berger, DE	9.0
1971	Steve Kiner, LB	6.5
1972	Julius Adams, DE	4.0
1973	Julius Adams, DE	8.0
1974	Julius Adams, DE	8.0
1975	Tony McGee, DE	9.0
1976	Tony McGee, DE	9.5
1977	Tony McGee, DE	12.0
1978	Tony McGee, DE	11.5
1979	Tony McGee, DE	10.5

YR	PLAYER	SACKS
1980	Julius Adams, DE	9.0
1981	Tony McGee, DE	5.5
1982	Don Blackmon, LB	4.5
1983	Andre Tippett, LB	8.5
1984	Andre Tippett, LB	18.5
1985	Andre Tippett, LB	16.5
1986	Garin Veris, DE	11.0
1987	Andre Tippett, LB	12.5
1988	Brent Williams, DE	8.0
1989	Brent Williams, DE	8.0
1990	Brent Williams, DE	6.0
1991	Andre Tippett, LB	8.5
1992	Andre Tippett, LB	7.0
1993	Chris Slade, LB	9.0
1994	Chris Slade, LB	9.5
1995	Willie McGinest, DE	11.0
1996	Willie McGinest, DE	9.5
1997	Chris Slade, LB	9.0
1998	Henry Thomas, DT	6.5
1999	Willie McGinest, DE	9.0

YR	PLAYER	SACKS
2000	Willie McGinest, DE	6.0
	Greg Spires, DE	6.0
2001	Bobby Hamilton, DL	7.0
2002	Richard Seymour, DL	5.5
	Willie McGinest, LB	5.5
2003	Mike Vrabel, LB	9.5
2004	Willie McGinest, LB	9.5
2005	Rosevelt Colvin, LB	7.0
2006	Rosevelt Colvin, LB	8.5
2007	Mike Vrabel, LB	12.5
2008	Richard Seymour, DL	8.0
2009	Tully Banta-Cain LB	10.0
2010	Mike Wright, DL	5.5
2011	Mark Anderson, DE	10.0
	Andre Carter, DE	10.0
2012	Rob Ninkovich, DL	8.0
2013	Chandler Jones, DE	11.5
2014	Rob Ninkovich, DL	8.0
2015	Chandler Jones, DE	12.5



Tony McGee recorded six seasons as the Patriots sack leader, the most by a defensive end (1975-79, 81).



Tom Yewcic led the Patriots in punting for five years (1961-65) with an overall average of 39.3 yards.

## YEAR-BY-YEAR LEADING PUNTERS

YEAR	PLAYER	NO	YARDS	AVG	LG
1960	Tom Greene	61	2235	36.9	66
1961	Tom Yewcic	64	2406	37.6	64
1962	Tom Yewcic	69	2654	38.5	56
1963	Tom Yewcic	73	2880	38.9	65
1964	Tom Yewcic	73	2787	38.2	63
1965	Tom Yewcic	76	3094	40.7	70
1966	Jim Fraser	55	2044	37.2	68
1967	Terry Swanson	65	2632	40.5	62
1968	Terry Swanson	62	2449	39.5	57
1969	Tom Janik	70	2903	41.5	56
1970	Tom Janik	86	3364	39.1	57
1971	Tom Janik	87	3249	37.3	58
1972	Pat Studstill	75	2859	38.1	57
1973	Bruce Barnes	55	2134	38.8	53
1974	Bruce Barnes	45	1604	35.6	50
1975	Mike Patrick	83	3223	38.8	62
1976	Mike Patrick	67	2688	40.1	52
1977	Mike Patrick	65	2354	36.2	64
1978	Jerrel Wilson	54	1921	35.6	57
1979	Eddie Hare	83	3038	36.6	58
1980	Mike Hubach	63	2392	38.0	69
1981	Rich Camarillo	47	1959	41.7	75
1982	Rich Camarillo	49	2140	43.7	76
1983	Rich Camarillo	81	3615	44.6	70
1984	Rich Camarillo	48	2020	42.1	61
1985	Rich Camarillo	92	3953	43.0	75
1986	Rich Camarillo	89	3746	42.1	64
1987	Rich Camarillo	62	2489	40.1	73
1988	Jeff Feagles	91	3482	38.3	74

YEAR	PLAYER	NO	YARDS	AVG	LG
1989	Jeff Feagles	63	2392	38.0	64
1990	Brian Hansen	90	3752	41.7	69
1991	Shawn McCarthy	66	2650	40.2	93
1992	Shawn McCarthy	103	4212	41.0	61
1993	Mike Saxon	73	3096	42.4	59
1994	Pat O'Neill	69	2841	41.2	67
1995	Pat O'Neill	41	1514	36.9	57
	Bryan Wagner	37	1557	42.1	57
1996	Tom Tupa	63	2739	43.5	62
1997	Tom Tupa	78	3569	45.8	73
1998	Tom Tupa	74	3294	44.5	64
1999	Lee Johnson	90	3735	41.5	58
2000	Lee Johnson	89	3798	42.7	62
2001	Ken Walter	49	1964	40.1	58
2002	Ken Walter	70	2723	38.9	55
2003	Ken Walter	76	2865	37.7	52
2004	Josh Miller	56	2350	42.0	69
2005	Josh Miller	76	3431	45.1	59
2006	Josh Miller	43	1848	43.0	62
2007	Chris Hanson	44	1821	41.4	64
2008	Chris Hanson	49	2143	43.7	70
2009	Chris Hanson	56	2221	39.7	56
2010	Zoltan Mesko	58	2505	43.2	65
2011	Zoltan Mesko	57	2648	46.5	65
2012	Zoltan Mesko	60	2585	43.1	62
2013	Ryan Allen	76	3491	45.9	65
2014	Ryan Allen	66	3060	46.4	67
2015	Ryan Allen	73	3358	46.0	67

# YEAR-BY-YEAR LEADERS

## YEAR-BY-YEAR LEADING KICKOFF RETURNERS

YR	PLAYER	NO	YDS	AVG	LG	TD
1960	Dick Christy	24	617	25.7	46	0
1961	Larry Garron	16	438	27.4	89	1
1962	Larry Garron	24	686	28.6	95t	1
1963	Larry Garron	28	693	24.8	58	0
1964	J.D. Garrett	32	749	23.4	42	0
1965	Jay Cunningham	17	374	22.0	45	0
1966	Joe Bellino	18	410	22.8	43	0
1967	Jay Cunningham	30	627	20.9	41	0
1968	Willie Porter	36	812	22.6	61	0
1969	Carl Garrett	28	792	28.3	63	0
1970	Odell Lawson	25	546	21.8	52	0
1971	Carl Garrett	24	538	22.4	37	0
1972	Carl Garrett	16	410	25.6	49	0
1973	Mack Herron	41	1092	26.6	92t	1
1974	Mack Herron	28	629	22.5	62	0
1975	Allen Carter	32	879	27.5	99t	1
1976	Jess Phillips	14	397	28.4	71	0
1977	Raymond Clayborn	28	869	31.0*	101t*3*	
1978	Raymond Clayborn	27	636	23.6	60	0
1979	Allan Clark	37	816	22.1	38	0
1980	Horace Ivory	36	992	27.6*	98t	1*
1981	Tony Collins	39	773	19.8	30	0
1982	Ricky Smith	24	567	23.6	98t	1
1983	Ricky Smith	42	916	21.8	53	0
1984	Tony Collins	25	544	21.8	46	0
1985	Stephen Starring	48	1012	21.1	53	0
1986	Stephen Starring	36	802	22.3	52	0
1987	Stephen Starring	23	445	19.3	43	0

Yr	Player	No	Yds	Avg	Lg	TD
1988	Sammy Martin	31	735	23.7	95t	1
1989	Sammy Martin	24	584	24.3	38	0
1990	Sammy Martin	25	515	20.6	38	0
1991	Jon Vaughn	34	717	21.1	99t	1
1992	Jon Vaughn	20	564	28.2	100t	1
1993	Ray Crittenden	23	478	20.8	44	0
1994	Ray Crittenden	24	460	19.2	36	0
1995	David Meggett	38	964	25.4	62	0
1996	David Meggett	34	781	23.0	54	0
1997	David Meggett	33	816	24.7	61	0
1998	Derrick Cullors	45	1085	24.1	68	0
1999	Kevin Faulk	39	943	24.2	95	0
2000	Kevin Faulk	38	816	21.5	40	0
2001	Kevin Faulk	33	662	20.1	42	0
2002	Deion Branch	36	863	24.0	63	0
	Kevin Faulk	26	725	27.9	87t	2*
2003	Bethel Johnson	30	847	28.2	92t	1
2004	Bethel Johnson	41	1016	24.8	93t	1
2005	Bethel Johnson	31	694	22.4	54	0
2006	Laurence Maroney	28	783	28.0	77	0
2007	Ellis Hobbs	35	911	26.0	108t	1
2008	Ellis Hobbs	45	1281	28.5	95t	1
2009	Laurence Maroney	13	279	21.5	52	0
2010	Brandon Tate	41	1057	25.8	103t	2
2011	Danny Woodhead	20	437	21.9	37	0
2012	Devin McCourty	27	654	24.2	104t	1
2013	LeGarrette Blount	17	494	29.1	83	0
2014	Danny Amendola	20	482	24.1	81	0
2015	Keshawn Martin	10	257	25.7	75	0

\*=NFL Leader



Stephen Starring is one of only six Patriots to record more than 1,000 yards on kickoff returns in a single season.



Carl Garrett averaged 15.5 yards per punt return in 1971, tied for the highest single-season average by any Patriot (Julian Edelman, 2012).

## YEAR-BY-YEAR LEADING PUNT RETURNERS

YR	PLAYER	NO	YDS	AVG	LG	TD
1960	Dick Christy	8	73	9.1	29	0
1961	Ron Burton	8	128	16.0	62	0
1962	Ron Burton	21	122	5.8	22	0
1963	Bob Suci	25	233	9.3	22	0
1964	Dave Cloutier	20	136	6.8	40	0
1965	Ron Burton	15	61	4.1	12	0
1966	Vic Purvis	5	43	8.6	18	0
1967	Joe Bellino	15	129	8.6	18	0
1968	Willie Porter	22	135	6.1	24	0
1969	Carl Garrett	12	159	13.3	45	0
1970	Carl Garrett	17	168	9.9	62	0
1971	Carl Garrett	8	124	15.5	50	0
1972	Carl Garrett	6	36	6.0	27	0
1973	Mack Herron	27	282	10.4	54	0
1974	Mack Herron	35	517	14.8	66	0
1975	Darryl Stingley	15	113	7.5	29	0
1976	Mike Haynes	45	608	13.5	89t	2
1977	Stanley Morgan	16	220	13.8	53	0
	Mike Haynes	24	200	8.3	46	0
1978	Stanley Morgan	32	335	10.5	48	0
1979	Stanley Morgan	29	289	10.0	80t	1
1980	Roland James	33	331	10.0	75t	1
1981	Stanley Morgan	15	116	7.7	26	0
1982	Ricky Smith	16	139	8.7	19	0
1983	Ricky Smith	38	398	10.5	55	0
1984	Irving Fryar	36	347	9.6	55	0
1985	Irving Fryar	37	520	14.1*	85t*	2**
1986	Irving Fryar	35	366	10.5	59t	1
1987	Irving Fryar	18	174	9.7	36	0

Yr	Player	No	Yds	Avg	Lg	TD
1988	Irving Fryar	38	398	10.5	30	0
1989	Sammy Martin	19	164	8.6	28	0
1990	Irving Fryar	28	133	4.8	17	0
1991	Jerome Henderson	27	201	7.4	39	0
1992	Walter Stanley	28	227	8.1	50	0
1993	Troy Brown	25	224	9.0	19	0
1994	Troy Brown	24	202	8.4	38	0
1995	David Meggett	45	383	8.5	23	0
1996	David Meggett	52	588	11.3	60t	1
1997	David Meggett	45	467	10.4	47	0
1998	Troy Brown	17	225	13.2	39	0
1999	Troy Brown	38	405	10.7	52	0
2000	Troy Brown	39	504	12.9	66t	1
2001	Troy Brown	29	413	14.2*	85t	2
2002	Troy Brown	24	175	7.3	27	0
2003	Troy Brown	29	293	10.1	23	0
2004	Kevin Faulk	20	133	6.7	16	0
2005	Tim Dwight	32	273	8.5	29	0
2006	Kevin Faulk	31	330	10.6	43	0
2007	Wes Welker	25	249	10.0	35	0
2008	Wes Welker	24	237	9.9	44	0
2009	Wes Welker	27	338	12.5	69	0
2010	Julian Edelman	21	321	15.3	94t	1
2011	Julian Edelman	28	296	10.6	72t	1
2012	Julian Edelman	17	263	15.5	68t	1
2013	Julian Edelman	35	374	10.7	43	0
2014	Julian Edelman	25	299	12.0	84t	1
2015	Danny Amendola	23	276	12.0	82	0

\*=NFL Leader

\*\*=tied for NFL leader



# YEAR-BY-YEAR LEADERS

## YEAR-BY-YEAR ALL PURPOSE YARDS LEADERS

YR	PLAYER	RUSH		REC		OFF	PUNT RET		KICK RET		RET	DEF	TOT
		NO	YDS	NO	YDS	YDS	NO	YDS	NO	YDS	YDS	YDS	YDS
1960	Richard Christy	78	363	26	268	631	8	73	24	617	690	0	1321
1961	Larry Garron	69	389	24	341	730	0	0	16	438	438	0	1168
1962	Ron Burton	134	548	40	461	1009	21	122	13	238	360	0	1369
1963	Larry Garron	179	750	26	418	1168	1	23	28	693	716	0	1884
1964	Larry Garron	183	585	40	350	935	0	0	10	198	198	0	1133
1965	Gino Cappelletti	0	0	37	680	680	0	0	0	0	0	0	680
1966	Jim Nance	299	1458	8	103	1561	0	0	0	0	0	0	1561
1967	Jim Nance	269	1216	22	196	1412	0	0	0	0	0	0	1412
1968	Willie Porter	0	0	0	0	0	22	135	36	812	947	0	947
1969	Carl Garrett	137	691	29	267	958	12	159	28	792	951	0	1909
1970	Carl Garrett	88	272	26	216	488	17	168	24	511	679	0	1167
1971	Carl Garrett	181	784	22	265	1049	8	124	24	538	662	0	1711
1972	Carl Garrett	131	488	30	410	898	6	36	16	410	446	0	1344
1973	Mack Herron	61	200	18	265	465	27	282	41	1092	1374	0	1839
1974	Mack Herron	231	824	38	474	1298	35	517	28	629	1146	0	2444
1975	Andy Johnson	117	488	26	294	782	6	60	10	188	248	0	1030
1976	Sam Cunningham	172	824	27	299	1123	0	0	0	0	0	0	1123
1977	Sam Cunningham	270	1015	42	370	1385	0	0	0	0	0	0	1385
1978	Stanley Morgan	2	11	34	820	831	32	335	1	17	352	0	1183
1979	Stanley Morgan	7	39	44	1002	1041	29	289	1	12	12	0	1342
1980	Horace Ivory	42	111	12	95	206	0	0	36	992	992	0	1198
1981	Tony Collins	204	873	26	232	1105	3	15	39	773	788	0	1893
1982*	Tony Collins	164	632	19	187	819	0	0	0	0	0	0	819
1983	Ricky Smith	0	0	0	0	0	38	398	42	916	1314	0	1314
1984	Tony Collins	138	550	16	100	650	0	0	25	544	544	0	1194
1985	Craig James	263	1227	27	360	1587	0	0	0	0	0	0	1587
1986	Stanley Morgan	0	0	84	1491	1491	0	0	0	0	0	0	1491
1987	Tony Collins	147	474	44	347	821	0	0	0	0	0	0	821
1988	John Stephens	297	1168	14	98	1266	0	0	0	0	0	0	1266
1989	John Stephens	244	833	21	207	1040	0	0	0	0	0	0	1040
1990	John Stephens	212	808	28	196	1004	0	0	0	0	0	0	1004
1991	Leonard Russell	266	959	18	81	1040	0	0	0	0	0	0	1040
1992	Walter Stanley	3	63	0	0	63	28	227	29	529	756	0	819
1993	Leonard Russell	300	1088	26	245	1333	0	0	0	0	0	0	1333
1994	Ben Coates	0	0	96	1174	1174	0	0	0	0	0	0	1174
1995	Dave Meggett	60	250	52	334	584	45	383	38	964	1347	0	1931
1996	Dave Meggett	40	122	33	292	414	52	588	34	781	1369	0	1783
1997	Dave Meggett	20	60	19	203	263	45	467	33	816	1283	0	1546
1998	Robert Edwards	291	1115	35	331	1446	0	0	0	0	0	0	1446
1999	Kevin Faulk	67	227	12	98	325	10	90	39	943	1033	0	1358
2000	Kevin Faulk	164	570	51	465	1035	6	58	38	816	874	0	1909
2001	Troy Brown	11	91	101	1199	1290	29	413	1	13	426	0	1716
2002	Kevin Faulk	52	271	37	379	650	8	65	26	725	790	0	1440
2003	Kevin Faulk	178	638	48	440	1078	5	66	10	207	273	0	1351
2004	Corey Dillon	345	1635	15	103	1738	0	0	0	0	0	0	1738
2005	Deion Branch	0	0	78	998	998	0	0	0	0	0	0	998
2006	Laurence Maroney	175	745	22	194	939	0	0	28	783	783	0	1722
2007	Wes Welker	4	34	112	1175	1209	25	249	7	176	425	0	1634
2008	Wes Welker	3	26	111	1165	1191	24	237	1	26	263	0	1454
2009	Wes Welker	5	36	123	1348	1384	27	338	2	45	383	0	1767
2010	Brandon Tate	5	62	24	432	494	1	4	41	1057	1061	0	1555
2011	Wes Welker	4	30	122	1569	1599	8	82	0	0	82	0	1681
2012	Wes Welker	2	20	118	1354	1374	25	243	3	33	276	0	1650
2013	Julian Edelman	2	11	105	1056	1067	35	374	0	0	374	0	1441
2014	Julian Edelman	10	94	92	972	1066	25	299	0	0	299	0	1365
2015	Rob Gronkowski	0	0	72	1176	1176	0	0	1	5	5	0	1181

\*- strike year

RECORDS



# ALL-TIME TOP 10 SEASON LEADERS

## SCORING

RANK	PLAYER	YEAR	TD	PAT	FG	2 PT	PTS
1	Stephen Gostkowski	2013	0	44	38	0	158
2	Stephen Gostkowski	2014	0	51	35	0	156
3	Gino Cappelletti	1964	7	36	25	1	155
4	Stephen Gostkowski	2012	0	66	29	0	153
5	Stephen Gostkowski	2015	0	52	33	0	151
6	Stephen Gostkowski	2008	0	40	36	0	148
7	Gino Cappelletti	1961	8	48	17	0	147
8	Stephen Gostkowski	2011	0	59	28	0	143
9	Adam Vinatieri	2004	0	48	31	0	141
10	Tony Franklin	1986	0	44	32	0	140

## SEASON RUSHING (BY YARDS)

RANK	PLAYER	YEAR	ATT	YDS	AVG	LONG	TD
1	Corey Dillon	2004	345	1635	4.7	44	12
2	Curtis Martin	1995	368	1487	4.0	49	14
3	Jim Nance	1966	299	1458	4.9	65	11
4	Stevan Ridley	2012	290	1263	4.4	41	12
5	Craig James	1985	263	1227	4.7	65t	5
6	Jim Nance	1967	269	1216	4.5	53	7
7	John Stephens	1988	297	1168	3.9	52	4
8	Curtis Martin	1997	274	1160	4.2	70t	4
9	Antowain Smith	2001	287	1157	4.0	44	12
10	Curtis Martin	1996	316	1152	3.6	57	14

## SEASON PASSING (BY YARDS)

RANK	PLAYER	YEAR	ATT	COMP	PCT	YDS	TD	INT
1	Tom Brady	2011	611	401	65.6	5235	39	12
2	Tom Brady	2012	637	401	63.0	4827	34	8
3	Tom Brady	2007	578	398	68.9	4806	50	8
4	Tom Brady	2015	624	402	64.4	4770	36	7
5	Drew Bledsoe	1994	691	400	57.9	4555	25	27
6	Tom Brady	2009	565	371	65.7	4398	28	13
7	Tom Brady	2013	628	380	60.5	4343	25	11
8	Tom Brady	2005	530	334	63.0	4110	26	14
9	Tom Brady	2014	582	373	64.1	4109	33	9
10	Drew Bledsoe	1996	623	373	59.9	4086	27	15

## SEASON RECEIVING (BY YARDS)

RANK	PLAYER	YEAR	NO.	YDS	AVG	LONG	TD
1	Wes Welker	2011	122	1569	12.9	99t	9
2	Randy Moss	2007	98	1493	15.2	65t	23
3	Stanley Morgan	1986	84	1491	17.8	44t	10
4	Wes Welker	2012	118	1354	11.5	59	6
5	Wes Welker	2009	123	1348	11.0	58	4
6	Rob Gronkowski	2011	90	1327	14.7	52t	17
7	Randy Moss	2009	83	1264	15.2	71t	13
8	Troy Brown	2001	101	1199	11.9	60t	5
9	Rob Gronkowski	2015	72	1176	16.3	76t	11
9	Wes Welker	2007	112	1175	10.5	42	8

## SEASON INTERCEPTIONS (BY NO.)

RANK	PLAYER	YEAR	NO.	YDS	AVG	LONG	TD
1	Ron Hall	1964	11	148	13.5	50	0
2	Asante Samuel	2006	10	120	12.0	33	0
3	Ty Law	1998	9	133	14.8	59t	1
4t	Mike Haynes	1976	8	90	11.3	28	0
4t	Ronnie Lippett	1986	8	76	9.5	43	0
6t	Kyle Arrington	2011	7	92	13.1	28	0
6t	Ron Bolton	1974	7	18	2.6	10	0
6t	Maurice Hurst	1994	7	68	9.7	24	0
6t	Fred Marion	1985	7	189	27.0	83	0
6t	Devin McCourty	2010	7	110	15.7	50	0
6t	Leroy Mitchell	1968	7	41	5.9	20	0
6t	Rick Sanford	1983	7	24	3.4	16	0
6t	Bob Suci	1963	7	277	39.6	98t	2

## SACKS

RANK	PLAYER	YEAR	NUMBER	SACK YARDS
1	Andre Tippett	1984	18.5	N/A
2	Andre Tippett	1985	16.5	N/A
3t	Andre Tippett	1987	12.5	N/A
3t	Mike Vrabel	2007	12.5	70.5
3t	Chandler Jones	2015	12.5	89.5
5t	Chandler Jones	2013	11.5	73.5
5t	Tony McGee	1978	11.5	N/A
5t	Tony McGee	1977	12.0	N/A
8t	Willie McGinest	1995	11.0	96.0
8t	Garin Veris	1986	11.0	N/A
10t	Tony McGee	1979	10.5	N/A

## ALL-PURPOSE YARDS

RANK	PLAYER	YEAR	YARDS
1	Mack Herron	1974	2444
2	Dave Meggett	1995	1931
3t	Kevin Faulk	2000	1909
3t	Carl Garrett	1969	1909
5	Tony Collins	1981	1893
6	Larry Garron	1963	1884
7	Mack Herron	1973	1839
8	Dave Meggett	1996	1783
9	Wes Welker	2009	1767
10	Curtis Martin	1995	1748

# CAREER 100/300-YARD GAMES

## CAREER 100-YARD RUSHING GAMES

Number	Player	W-L-T
17	Jim Nance	11-4-2
14	Curtis Martin	9-5-0
11	Corey Dillon	10-1-0
11	Sam Cunningham	8-3-0
8	Don Calhoun	7-1-0
8	Tony Collins	7-1-0
7	John Stephens	5-2-0
7	Craig James	4-3-0
7	Stevan Ridley	7-0-0
6	Antowain Smith	6-0-0
5	Laurence Maroney	5-0-0
5	Leonard Russell	3-2-0
4	BenJarvus Green-Ellis	4-0-0
4	Sammy Morris	4-0-0
4	Andy Johnson	3-1-0
4	Robert Edwards	2-2-0
3	Larry Garron	3-0-0
3	Horace Ivory	3-0-0
2	Terry Allen	1-1-0
2	LeGarrette Blount	2-0-0
2	Ron Burton	1-1-0
2	Carl Garrett	1-1-0
1	Josh Ashton	1-0-0
1	Brandon Bolden	1-0-0
1	Dick Christy	1-0-0
1	Vagas Ferguson	1-0-0
1	J.D. Garrett	1-0-0
1	Jonas Gray	1-0-0
1	Steve Grogan	1-0-0
1	Michael LeBlanc	1-0-0
1	Mosi Tatupu	1-0-0
1	Fred Taylor	1-0-0
1	Mark Van Eeghen	1-0-0
1	Jon Vaughn	1-0-0
1	Shane Vereen	1-0-0
1	Mack Herron	0-1-0
1	Scott Lockwood	0-1-0
1	Robert Weathers	0-1-0
<b>152</b>	<b>Total</b>	

## CAREER 300-YARD PASSING GAMES

Number	Player	W-L-T
71	Tom Brady	59-12-0
26	Drew Bledsoe	17-9-0
12	Steve Grogan	3-9-0
7	Babe Parilli	3-2-2
7	Tony Eason	2-5-0
3	Matt Cassel	2-1-0
3	Hugh Millen	2-1-0
1	Jim Plunkett	1-0-0
1	Matt Cavanaugh	0-1-0
1	Tom Ramsey	0-1-0
1	Butch Songin	0-1-0
1	Tom Yewcic	0-1-0
<b>132</b>	<b>Total</b>	<b>86-43-2</b>

## CAREER 100-YARD RECEIVING GAMES

Number	Player	W-L-T
38	Stanley Morgan	19-19-0
28	Wes Welker	22-6-0
20	Rob Gronkowski	17-3-0
18	Randy Moss	17-1-0
13	Terry Glenn	11-2-0
13	Troy Brown	9-4-0
12	Irving Fryar	5-7-0
9	Ben Coates	5-4-0
9	Jim Colclough	5-3-1
8	Deion Branch	7-1-0
8	Harold Jackson	5-3-0
7	Gino Cappelletti	2-3-2
7	Julian Edelman	5-2-0
6	David Givens	5-1-0
6	Ron Sellers	2-4-0
5	Art Graham	2-2-1
5	Vincent Brisby	4-1-0
5	David Patten	4-1-0
5	Hart Lee Dykes	1-4-0
5	Danny Amendola	4-1-0
4	Aaron Hernandez	3-1-0
4	Shawn Jefferson	2-2-0
4	Michael Timpson	2-2-0
4	Randy Vataha	2-2-0
4	Jim Whalen	1-3-0
4	Don Hasselbeck	0-4-0
3	Brandon LaFell	2-1-0
3	Stephen Starring	3-0-0
3	Russ Francis	2-1-0
2	Reche Caldwell	2-0-0
2	Kevin Faulk	2-0-0
2	Larry Garron	2-0-0
2	Daniel Graham	2-0-0
2	Darryl Stingley	2-0-0
2	Tony Romeo	1-0-1
2	Tony Collins	1-1-0
2	Cedric Jones	1-1-0
2	Reggie Rucker	1-1-0
2	Eric Sievers	1-1-0
2	Tony Simmons	1-1-0
2	Brandon Lloyd	0-2-0
1	Dick Christy	1-0-0
1	Aaron Dobson	1-0-0
1	Jabar Gaffney	1-0-0
1	Billy Lott	1-0-0
1	Greg McMurtry	1-0-0
1	Derrick Ramsey	1-0-0
1	Donté Stallworth	1-0-0
1	Brandon Tate	1-0-0
1	Kenbrell Thompkins	1-0-0
1	Shane Vereen	1-0-0
1	Ben Watson	1-0-0
1	Danny Woodhead	1-0-0
1	Bob Adams	0-1-0
1	Don Calhoun	0-1-0
1	Andy Johnson	0-1-0
1	Joe Johnson	0-1-0
1	Aaron Marsh	0-1-0
1	Wes Moore	0-1-0
1	James White	0-1-0
<b>501</b>	<b>Total</b>	

# CONSECUTIVE RECORDS

## INDIVIDUAL RECORDS

### CONSECUTIVE SEASONS PLAYED

- 16 Steve Grogan (1975-90)
- Tom Brady (2000-15)\*
- 15 Troy Brown (1993-2007)
- Bruce Armstrong (1987-2000)
- Steve Nelson (1974-86)

### CONSECUTIVE GAMES PLAYED

- 161 Raymond Clayborn (09/18/77-11/22/87)
- 160 Adam Vinatieri (09/01/96-01/01/06)

### CONSECUTIVE GAMES STARTED

- 147 Raymond Clayborn (09/03/78-11/22/87)
- 111 Tom Brady (09/30/01-09/07/08)
- 110 Ray Hamilton (09/16/73-10/26/80)

### CONSECUTIVE GAMES SCORING

- 139 Stephen Gostkowski (12/17/06-1/3/16)\*
- 101 Adam Vinatieri (11/24/96-12/29/02)
- 101 John Smith (09/28/75-10/02/83)

### CONSECUTIVE GAMES SCORING TD

- 7 Curtis Martin (10/13/96-11/24/96)
- 6 Rob Gronkowski (11/06/11-12/11/11)
- Stevan Ridley (10/28/12-10/12/12)
- Laurence Maroney (10/18/09-11/30/09)
- Robert Edwards (09/07/98-10/19/98)
- 5 Eight Times. Most Recent:
- Rob Gronkowski (12/14/14-9/20/15)

### CONSECUTIVE GAMES RUSHING TD

- 7 Curtis Martin (10/13/96-11/24/96)
- 6 Stevan Ridley (10/28/12-12/10/12)
- Laurence Maroney (10/18/09-11/30/09)
- Robert Edwards (09/07/98-10/19/98)
- 5 Stevan Ridley (10/13/13-11/18/13)
- BenJarvus Green-Ellis (9/26/10-10/31/10)
- Curtis Martin (10/23/95-11/19/95)
- Horace Ivory (10/22/78-11/19/78)

### CONSECUTIVE GAMES RECEIVING TD

- 6 Rob Gronkowski (11/06/11-12/11/11)
- 5 Rob Gronkowski (12/14/14-9/20/15)
- Rob Gronkowski (10/21/12-12/30/12)
- Rob Gronkowski (12/26/10-9/25/11)
- Randy Moss (10/14/07-11/18/07)
- Daniel Graham (12/27/03-10/10/04)
- Michael Timpson (12/26/93-9/18/94)
- Jimmy Coiclough (11/11/62-12/09/62)
- 4 Rob Gronkowski (11/3/13-12/01/13)
- Stanley Morgan (09/21/86-10/12/86)
- Stanley Morgan (09/07/80-9/29/80)
- Art Graham (12/17/66-9/17/67)

### CONSECUTIVE GAMES PASSING TD

- 52 Tom Brady (9/12/10-9/29/13)
- 24 Tom Brady (10/27/13 to 12/21/14)
- 16 Tom Brady (12/17/06 to 12/09/07)
- 14 Babe Parilli (12/03/61 to 9/08/63)

### CONSECUTIVE STARTS NONE INTERCEPTED

- 11 Tom Brady (10/24/10-01/2/11)
- 6 Tony Eason (09/07/86-10/26/86)
- 5 Tom Brady (10/21/12-11/22/12)
- Tom Brady (12/10/06-09/09/07)
- Drew Bledsoe (10/23/95-11/19/95)

### CONSECUTIVE ATTEMPTS NONE INTERCEPTED

- 358 Tom Brady (10/17/10-9/12/11)\*
- 201 Tom Brady (10/14/12-12/02/12)
- 196 Tom Brady (12/21/14-10/18/2015)
- 190 Tom Brady (9/16/12-10/14/12)
- 183 Tom Brady (9/20/09-10/25/09)
- 179 Drew Bledsoe (10/23/95-11/26/95)
- 178 Tony Eason (12/22/85-11/02/86)

### CONSECUTIVE ATT. WITHOUT INT. TO START CAREER

- 162 Tom Brady (11/23/00-10/28/01)\*

### CONSECUTIVE GAMES RECEPTIONS MADE

- 93 Wes Welker (9/09/07-12/30/12)
- 65 Rob Gronkowski (9/12/10-12/21/14)
- 63 Ben Coates (12/27/92-12/8/96)

### CONSECUTIVE RECEPTIONS MADE FOR TDs

- 8 Mike Vrabel (9/28/02 to 10/28/07)
- 3 Derrick Ramsey (11/18/84)
- 3 Harold Jackson (9/09/79)

### CONSECUTIVE GAMES INTERCEPTIONS MADE

- 4 Mike Haynes (11/07/76 to 11/28/76)
- 3 Aqib Talib (9/12/13-9/29/13)
- Devin McCourty (11/21/12-12/6/10)
- Ty Law (11/26/95 to 12/10/95)
- Myron Guyton (11/12/96 to 11/26/96)
- Asante Samuel (9/23/07 to 10/7/07)

## INDIVIDUAL RECORDS (Cont.)

### CONSECUTIVE FGs MADE

- 31 Stephen Gostkowski (12/07/14-11/23/15)
- 25 Adam Vinatieri (11/24/96-11/09/97)
- 23 Adam Vinatieri (10/17/04-12/26/04)
- 21 Stephen Gostkowski (9/22/13-11/24/13)

### CONSECUTIVE GAMES FG MADE

- 26 Stephen Gostkowski (9/12/11-11/18/12)
- 17 Matt Bahr (12/18/94-12/16/95)
- 17 Tony Franklin (11/24/85-11/23/86)

### CONSECUTIVE PATS MADE

- 460 Stephen Gostkowski (12/31/06-1/3/16)\*
- 117 Adam Vinatieri (10/27/96-10/31/99)
- 105 Gino Cappelletti (11/17/63-12/17/66)

## TEAM RECORDS

### CONSECUTIVE VICTORIES (INCLUDING PLAYOFFS)

- 21 Oct. 5, 2003 to Oct. 24, 2004\*
- 18 Sept. 9, 2007 to Jan. 20, 2008
- 12 Nov. 25, 2001 to Sept. 22, 2002

### CONSECUTIVE REGULAR SEASON VICTORIES

- 21 Dec. 17, 2006 to Sept. 14, 2008
- 18 Oct. 5, 2003 to Oct. 24, 2004
- 10 Nov. 14, 2010 to Sept. 18, 2011
- 9 Nov. 25, 2001 to Sept. 22, 2002

### CONSECUTIVE PLAYOFF VICTORIES

- 4 Jan. 19, 2002 to Jan. 7, 2006\*
- 4 Jan. 10, 2015 to Jan. 16, 2016\*
- 3 Dec. 28, 1985 to Jan. 12, 1986

### CONSECUTIVE SHUTOUT VICTORIES

- 2 vs. Miami, Dec. 12, 1982 and at Seattle Dec. 19, 1982

### CONSECUTIVE VICTORIES AT HOME

- 20 Dec. 21, 2008 to Oct. 16, 2011
- 18 Dec. 29, 2002 to Sept. 8, 2005
- 16 Dec. 23, 2012 to Dec. 14, 2014
- 12 Nov. 26, 2006 to Sept. 7, 2008
- 10 Sept. 19, 1976 to Oct. 30, 1977

### CONSECUTIVE VICTORIES ON ROAD

- 12 Dec. 24, 2006 to Oct. 5, 2008
- 7 Oct. 19, 2003 to Oct. 3, 2004
- 12 Dec. 11, 2005 to Nov. 19, 2006
- 6 Oct. 19, 1986 to Dec. 22, 1986
- Sept. 10, 1978 to Nov. 26, 1978

### CONSECUTIVE LOSSES

- 14 Sept. 23, 1990 to Dec. 30, 1990
- 10 Dec. 22, 1991 to Nov. 8, 1992
- 9 Oct. 25, 1981 to Dec. 20, 1981
- Oct. 8, 1972 to Dec. 3, 1972
- Sept. 27, 1970 to Nov. 22, 1970

### CONSECUTIVE LOSSES AT HOME

- 10 Dec. 24, 1989 to Sept. 9, 1991
- 6 Nov. 3, 1974 to Sept. 28, 1975
- Oct. 15, 1972 to Sept. 23, 1973
- Sept. 27, 1970 to Dec. 20, 1970

### CONSECUTIVE LOSSES ON ROAD

- 8 Sept. 13, 1981 to Dec. 20, 1981
- Dec. 6, 1970 to Dec. 12, 1971
- Oct. 6, 1968 to Oct. 26, 1969

### CONSECUTIVE GAMES SCORING

- 149 Dec. 5, 1993 to Dec. 29, 2002
- 145 Dec. 17, 2006 to Jan. 3, 2016\*
- 125 Sept. 28, 1975 to Nov. 13, 1983

### CONSECUTIVE QUARTERS PATRIOTS SCORELESS

- 10 Nov. 22, 1992 (vs. NYJ, 2nd half) to Dec. 6, 1992 (vs. Indianapolis)

### CONSECUTIVE SHUTOUT QUARTERS RECORDED

- 8 Dec. 12, 1982 (vs. Miami) to Dec. 19, 1982 (at Seattle)

### CONSECUTIVE QUARTERS NOT ALLOWING A TD

- 10 Dec. 5, 1982 (at Chicago, 2nd half) thru Dec. 19, 1982 (at Seattle)
- (Shutout victories vs. Miami 12/12/82 and at Seattle 12/19/82)

### CONSECUTIVE SERIES GAME PATRIOTS VICTORIES

- 15 Buffalo Bills, Dec. 27, 2003 to Dec. 26, 2010
- 11 Buffalo Bills, Jan. 2, 1983 to Dec. 20, 1987
- 10 San Diego Chargers, Dec. 2, 1973 to Oct. 14, 2001

### CONSECUTIVE SERIES GAME PATRIOTS LOSSES

- 10 Denver Broncos, Nov. 4, 1984 to Sept. 7, 1998
- 9 New York Jets, Dec. 17, 1966 to Nov. 22, 1970
- Miami Dolphins, Sept. 17, 1989 to Nov. 21, 1993

\*NFL Record

@-Active

# PATRIOTS INDIVIDUAL RECORDS

The following records relate to service with the Patriots and reflect only regular season activity; postseason playoff competition is excluded.  
Number of games per season: 1960-1977 (14); 1978-81 (16); 1982 (9); 1983-86 (16); 1987 (15), and 1988-09 (16).

## SERVICE

### MOST SERVICE

<b>Seasons —</b>	16	Tom Brady, 2000-2015@
		Steve Grogan, 1975-90
	15	Troy Brown, 1993-07
		Julius Adams, 1971-87
	14	Bruce Armstrong, 1987-2000
		Steve Nelson, 1974-87
	13	Kevin Faulk, 1999-2011
		Tedy Bruschi, 1996-2008
		Raymond Clayborn, 1977-89
		John Hannah, 1973-85
		Stanley Morgan, 1977-89
		Mosi Tatupu, 1978-90

### Games —

	PLAYER, POS.	GAMES	YEARS
1.	Tom Brady, QB	225+	2000-15
2.	Bruce Armstrong, OT	212	1987-00
3.	Julius Adams, DE	206	1971-87*
4.	Mosi Tatupu, RB	194	1978-90
5.	Troy Brown, WR	192	1993-07
6.	Raymond Clayborn, CB	191	1977-89
7.	Tedy Bruschi, LB	189	1996-08
8.	John Hannah, OG	183	1973-85
9.	Stanley Morgan, WR	180	1977-89
10.	Steve Nelson, LB	174	1974-87
11.	Willie McGinest, LB	171	1994-05
12.	Kevin Faulk, RB	161	1999-11
13.	Tom Neville, OT	160	1965-77
	Adam Vinatieri, K	160c	1996-05
15.	Vince Wilfork, DL	158	2004-14
16.	Matt Light, T	155	2001-11
17.	Pete Brock, C	154	1976-87
18.	Gino Cappelletti, K/WR	153c	1960-70
19.	Stephen Gostkowski, K	152+	2006-15
	Bill Lenkaitis, C	151	1971-81
	Andre Tippett, LB	151	1982-93^
22.	Steve Grogan, QB	149	1975-90
23.	Jim Lee Hunt, DT	146	1960-70
24.	Roland James, SS	145	1980-90
25.	Fred Marion, FS	144	1982-91
26.	Houston Antwine, DT	142	1961-71
	Ben Coates, TE	142	1991-99
28.	Ty Law, CB	141	1995-04
	Lonnie Paxton, LS	141	2000-08
30.	Len St. Jean, OG	140c	1964-73
31.	Don Webb, DB	134	1961-71
32.	Ray Hamilton, NT	132	1973-81
33.	Logan Mankins, G	130	2005-13
	Jon Morris, C	130	1964-74
35.	Irving Fryar, WR	129	1984-92
36.	Larry Izzo, LB	127	2001-08
	Chris Slade, LB	127	1993-00
38.	Jim Colclough, WR	126	1960-68
	Johnny Rembert, LB	126	1983-92
40.	Ted Johnson, LB	125	1995-04
	Mike Vrabel, LB	125	2001-08
42.	Drew Bledsoe, QB	124	1993-01
	Steve King, LB	124	1973-81
	Charlie Long, OT	124	1961-69
45.	Vincent Brown, LB	123	1988-95
46.	Ronnie Lippett, CB	122	1983-91
	Lawrence McGrew, LB	122	1980-89
48.	Jarvis Green, DL	121	2002-09
	Dan Koppen, C	121	2003-11
	Brent Williams, DE	121	1986-93
51.	Cedric Jones, WR	120	1982-90
52.	Sam Adams, OG	119	1972-80
	Tony McGee, DE	119	1974-81
	Ed Reynolds, LB	119	1983-91

c - consecutive games played + - active status  
\* - J. Adams DNP in 1986. ^ - A. Tippett DNP in 1989

## SCORING

### MOST POINTS

<b>Career —</b>	1,330	Stephen Gostkowski, 2006-2015@
	1,158	Adam Vinatieri, 1996-05
	1,130	Gino Cappelletti, 1960-70
	692	John Smith, 1974-82
	442	Tony Franklin, 1984-87
	408	Stanley Morgan, 1977-89

<b>Season —</b>	158	Stephen Gostkowski, 2013 (44-xp, 38-fg)
	156	Stephen Gostkowski, 2014 (51-xp, 35-fg)
	155	Gino Cappelletti, 1964 (7-td, 36-xp, 1-2pt, 25-fg)
	153	Stephen Gostkowski, 2012 (66-xp, 29-fg)
	151	Stephen Gostkowski, 2015 (52-xp, 33-fg)
	148	Stephen Gostkowski, 2008 (40-xp, 36-fg)
	147	Gino Cappelletti, 1961 (8-td, 48-xp, 17-fg)
	143	Stephen Gostkowski, 2011 (59-xp, 28-fg)

<b>Game —</b>	28	Gino Cappelletti vs. Hou., Dec. 18, 1965 (2-td, 4-xp, 4-fg)
	24	Jonas Gray at Ind., Nov. 16, 2014 (4-td)
	24	Randy Moss at Buf., Nov. 18, 2007 (4-td)
	24	Gino Cappelletti vs. Buf., Nov. 15, 1964 (3-td, 4-xp, 1-2pt)

### Most Seasons Leading League —

	5	Gino Cappelletti, 1961, 63-66
	4	Stephen Gostkowski, 2008, 2012-14
	2	John Smith, 1979, 1980

## TOUCHDOWNS

### MOST TOUCHDOWNS

<b>Career —</b>	68	Stanley Morgan, 1977-89 (67-p, 1-rt)
	66	Rob Gronkowski (1-r, 65-p)@
	50	Ben Coates, 1991-99 (50-p)
		Randy Moss, 2007-10 (50-p)
	49	Sam Cunningham, 1973-79, 1981-82 (43-r, 6-p)
	46	Jim Nance, 1965-71 (45-r, 1-p)
	44	Tony Collins, 1981-87 (32-r, 12-p)

<b>Season —</b>	23	Randy Moss, 2007 (23-p)
	18	Rob Gronkowski, 2011 (17-p, 1-r)
	17	Curtis Martin, 1996 (14-r, 3-p)
	15	Curtis Martin, 1995 (14-r, 1-p)
	13	BenJarvus Green-Ellis, 2010 (13-r)
		Randy Moss, 2009 (13-p)
		Corey Dillon, 2006 (13-r)
		Corey Dillon, 2005 (12-r, 1-p)
		Corey Dillon, 2004 (12-r, 1-p)
		Steve Grogan, 1976 (12-r, 1-rt)
		Stanley Morgan, 1979 (12-p, 1-rt)
		Antwain Smith, 2001 (12-r, 1-p)
	12	Rob Gronkowski, 2014 (12-p)
		Stevan Ridley, 2012 (12-r)
		Robert Edwards, 1998 (9-r, 3-p)
		Mack Herron, 1974 (7-r, 5-p)
	11	Rob Gronkowski, 2015 (11-p)@
		Rob Gronkowski, 2012 (11-p)
		BenJarvus Green-Ellis, 2011 (11-r)
		Randy Moss, 2008 (11-p)
		Horace Ivory, 1978 (11-r)
		Sam Cunningham, 1974 (9-r, 2-p)
		Billy Lott, 1961 (5-r, 6-p)
		Jim Nance, 1966 (11-r)

<b>Game —</b>	4	Jonas Gray at Indianapolis, Nov. 16, 2014 (4-r)
	3	Randy Moss at Buffalo, Nov. 18, 2007 (4-p)
	3	Accomplished 27 times. Most Recent: LeGarrette Blount vs. Jacksonville, Sept. 27, 2015 (3-r)

# PATRIOTS INDIVIDUAL RECORDS

## PAT KICKS

### MOST PAT KICK ATTEMPTS

<b>Career</b> —	503 Stephen Gostkowski, 2006-15@
	374 Adam Vinatieri, 1996-05
	353 Gino Cappelletti, 1960-70
	323 John Smith, 1974-83
	166 Tony Franklin, 1984-87
<b>Season</b> —	74 Stephen Gostkowski, 2007
	66 Stephen Gostkowski, 2012
	59 Stephen Gostkowski, 2011
	52 Stephen Gostkowski, 2015@
	51 Stephen Gostkowski, 2014
	John Smith, 1980
	50 Gino Cappelletti, 1961
<b>Game</b> —	8 Stephen Gostkowski vs. Ind., Nov. 18, 2012
	Stephen Gostkowski vs. Tenn., Oct. 18, 2009
	Stephen Gostkowski at Buffalo, Nov. 18, 2007
	John Smith vs. N.Y. Jets, Sept. 9, 1979
	7 Stephen Gostkowski vs. Pitt., Nov. 3, 2013
	Stephen Gostkowski vs. N.Y. Jets, Nov. 22, 2012
	Stephen Gostkowski at Buffalo, Sept. 30, 2012
	Stephen Gostkowski at Oakland, Dec. 14, 2008
	Stephen Gostkowski vs. Wash., Oct. 28, 2007
	Stephen Gostkowski at Miami, Oct. 21, 2007
	David Posey vs. N.Y. Jets, Oct. 29, 1989
	John Smith vs. Oakland, Oct. 3, 1976
	Gino Cappelletti vs. Buffalo, Oct. 22, 1961

### MOST PAT KICKS MADE

<b>Career</b> —	502 Stephen Gostkowski, 2006-15@
	367 Adam Vinatieri, 1996-05
	342 Gino Cappelletti, 1960-70
	308 John Smith, 1974-83
	163 Tony Franklin, 1984-87
<b>Season</b> —	74 Stephen Gostkowski, 2007
	66 Stephen Gostkowski, 2012
	59 Stephen Gostkowski, 2011
	52 Stephen Gostkowski, 2015@
	51 Stephen Gostkowski, 2014
	John Smith, 1980
	48 Adam Vinatieri, 2004
	Gino Cappelletti, 1961
<b>Game</b> —	8 Stephen Gostkowski vs. Ind., Nov. 18, 2012
	Stephen Gostkowski vs. Tenn., Oct. 18, 2009
	Stephen Gostkowski at Buff, Nov. 18, 2007
	John Smith vs. N.Y. Jets, Sept. 9, 1979

## MISC. SCORING

### SAFETY

<b>Game</b> —	1 Accomplished 24 times, most recent: Team vs. Miami, 10/29/15
<b>Season</b> —	2 Don Blackmon, at Tampa Bay, 10/27/85 and vs. Green Bay, 9/8/85

(NOTE: See fumble section for scoring on fumbles)

### MISSED FG RETURNED FOR TD

91 yds	Ron Burton vs. Denver, Nov. 11, 1962
--------	--------------------------------------

### BLOCKED FG RETURNED FOR TD

71 yds	Raymond Clayborn at Houston, Oct. 18, 1987
65 yds	Mike Haynes at N.Y. Jets, Oct. 5, 1980
62 yds	Kyle Arrington vs. Miami, Dec. 14, 2014
58 yds	Chandler Jones at Minnesota, Sept. 14, 2014
45 yds	Larry Carwell vs. Cincinnati, Sept. 17, 1972
35 yds	Kyle Arrington at Miami, Oct. 4, 2010

### BLOCKED PUNT RETURNED FOR TD

31 yds	Rod McSwain at L.A. Rams, Nov. 16, 1986
20 yds	Don Webb vs. San Diego, Dec. 17, 1961
17 yds	Mosi Tatupu at New Orleans, Nov. 30, 1986
8 yds	Rick Sanford vs. Baltimore, Nov. 18, 1979
4 yds	Tedy Bruschi vs. Baltimore, Oct. 6, 1996
3 yds	Willie Scott vs. Indianapolis, Nov. 22, 1987
0 yds	Leroy Moore vs. Oakland, Nov. 17, 1961

## FIELD GOALS

### MOST FIELD GOAL ATTEMPTS

<b>Career</b> —	333 Gino Cappelletti, 2006-15@
	321 Adam Vinatieri, 1996-05
	316 Stephen Gostkowski, 2006-15@
	191 John Smith, 1974-83
	125 Tony Franklin, 1984-87
<b>Season</b> —	41 Tony Franklin, 1986
	Stephen Gostkowski, 2013
	40 Stephen Gostkowski, 2008
	39 Adam Vinatieri, 1998
	Gino Cappelletti, 1964
	38 Gino Cappelletti, 1963
	37 Stephen Gostkowski, 2014
	Gino Cappelletti, 1962
<b>Game</b> —	7 Jason Staurovsky vs. Ind., Dec. 3, 1989
	Gino Cappelletti vs. Cin., Nov. 16, 1969
	Gino Cappelletti vs. Buf., Sept. 24, 1967
	Gino Cappelletti vs. S.D., Sept. 20, 1964
	6 Adam Vinatieri vs. Jax, Sept. 22, 1996
	Gino Cappelletti vs. NYJ, Sept. 27, 1964
	Gino Cappelletti at Denver, Oct. 4, 1964
	Gino Cappelletti vs. Hou., Dec. 18, 1965

### Most Seasons Leading League —

3	Gino Cappelletti, 1961, 63-64
	Stephen Gostkowski, 2008, 2013-14
2	Adam Vinatieri, 2004
	Tony Franklin, 1986

### MOST FIELD GOALS MADE

<b>Career</b> —	276 Stephen Gostkowski, 2006-15@
	263 Adam Vinatieri, 1996-05
	176 Gino Cappelletti, 1960-70
	128 John Smith, 1974-83
	93 Tony Franklin, 1984-87
<b>Season</b> —	38 Stephen Gostkowski, 2013
	36 Stephen Gostkowski, 2008
	35 Stephen Gostkowski, 2014
	33 Stephen Gostkowski, 2015@
	32 Tony Franklin, 1986
	31 Adam Vinatieri, 2004
	Adam Vinatieri, 1998
	29 Stephen Gostkowski, 2012
<b>Game</b> —	6 Gino Cappelletti vs. Denver, Oct. 4, 1964
	5 Stephen Gostkowski vs. Cincinnati, Oct. 5, 2014
	Adam Vinatieri vs. Buffalo, Nov. 14, 2004
	Adam Vinatieri vs. Jacksonville, Sept. 22, 1996
	Jason Staurovsky vs. Indianapolis, Dec. 3, 1989
<b>Game (No Misses)</b> —	6 Gino Cappelletti vs. Denver, Oct. 4, 1964
	5 Stephen Gostkowski vs. Cincinnati, Oct. 5, 2014

### Longest Made —

57	Stephen Gostkowski at Dallas, Oct. 11, 2015
	Adam Vinatieri at Chicago, Nov. 10, 2002
55	Adam Vinatieri at St. Louis, Dec. 13, 1998
	Matt Bahr at Miami, Nov. 12, 1995
54	Stephen Gostkowski at New York Giants Nov. 15, 2015
	Stephen Gostkowski vs. New Orleans, Oct. 13, 2013
	Adam Vinatieri vs. Cleveland, Dec. 12, 2001
53	Stephen Gostkowski at Buffalo, Oct. 12, 2014
	Stephen Gostkowski at Houston, Dec. 1, 2013
	Stephen Gostkowski at Houston, Dec. 1, 2013
	Stephen Gostkowski vs. Tampa Bay, Sept. 22, 2013
	Stephen Gostkowski vs. Arizona, Sept. 16, 2012
	Stephen Gostkowski at Denver, Oct. 11, 2009
	Adam Vinatieri vs. Kansas City, Dec. 4, 2000
	Jason Staurovsky vs. Seattle, Oct. 7, 1990
	Gino Cappelletti vs. N.Y. Jets, Nov. 28, 1965

### Most 50-Yard Field Goals Made —

<b>Career</b> —	17 Stephen Gostkowski (2006-15)@
	8 Adam Vinatieri (1996-05)
	3 Tony Franklin (1984-87)



# PATRIOTS INDIVIDUAL RECORDS

## RUSHING

### **MOST RUSHING ATTEMPTS**

**Career** — 1,385 Sam Cunningham, 1973-79, 1981-82  
 1,323 Jim Nance, 1965-71  
 1,191 Tony Collins, 1981-87  
 958 Curtis Martin, 1995-97  
 891 John Stephens, 1988-92

**Season** — 368 Curtis Martin, 1995  
 345 Corey Dillon, 2004  
 316 Curtis Martin, 1996  
 300 Leonard Russell, 1993  
 299 Jim Nance, 1966

### **Game** —

40 Curtis Martin vs. NYJ, Sept. 14, 1997 (199 yds)  
 38 Jim Nance vs. Oak., Oct. 30, 1966 (208 yds)  
 37 Jonas Gray at Ind., Nov. 16, 2014 (201 yds)  
 36 Curtis Martin vs. Buf., Oct. 23, 1995 (127 yds)  
 35 Curtis Martin vs. Ind., Nov. 24, 1996 (141 yds)  
 Curtis Martin at NYJ, Nov. 5 1995 (166 yds)  
 Michael LeBlanc vs. Buffalo Oct. 11, 1987 (146 yds)  
 John Stephens vs. Chi., Oct. 30, 1988 (124 yds)

### **Seasons Leading League** —

3 Jim Nance, 1966-67, 69

### **MOST RUSHING YARDS**

**Career** — 5,453 Sam Cunningham, 1973-79, 1981-82  
 5,323 Jim Nance, 1965-71  
 4,647 Tony Collins, 1981-87  
 3,799 Curtis Martin, 1995-97  
 3,607 Kevin Faulk, 1999-11  
 3,391 Don Calhoun, 1975-81

**Season** — 1,635 Corey Dillon, 2004  
 1,487 Curtis Martin, 1995  
 1,458 Jim Nance, 1966  
 1,263 Stevan Ridley, 2012  
 1,227 Craig James, 1985  
 1,216 Jim Nance, 1967

### **Game** —

212 Tony Collins vs. NY Jets, Sept. 18, 1983 (23 att.)  
 208 Jim Nance vs. Oakland, Oct. 30, 1966 (38 att.)  
 201 Jonas Gray at Indianapolis, Nov. 16, 2014 (37 att.)  
 199 Curtis Martin vs. NY Jets, Sept. 14, 1997 (40 att.)  
 196 Robert Edwards at St. Louis, Dec. 13, 1998 (24 att.)  
 189 LeGarrette Blount vs. Buffalo, Dec. 29, 2013 (24 att.)  
 185 Jim Nance vs. Buffalo, Sept. 24, 1967 (34 att.)

### **Seasons Leading League** —

2 Jim Nance, 1966-67

### **LONGEST RUN FROM SCRIMMAGE**

85 Larry Garron vs. Buffalo, Oct. 22, 1961 (TD)  
 80 Carl Garrett vs. Miami, Nov. 9, 1969 (TD)  
 77 Robert Weathers vs. Balt., Sept. 4, 1983  
 Ron Burton at Denver, Oct. 23, 1960

### **HIGHEST AVERAGE RUSHING GAIN**

#### **Career (450 Attempts) —**

4.34 Stevan Ridley, 2011-14 (649-2,817)  
 4.22 Corey Dillon, 2004-06 (753-3,180)  
 4.22 Craig James, 1984-88 (585-2,469)  
 4.17 Kevin Faulk, 1999-11 (864-3,607)  
 Laurence Maroney, 2006-09 (582-2,430)  
 4.16 Carl Garrett, 1969-72 (537-2,235)  
 4.14 Don Calhoun, 1975-81 (820-3,391)

#### **Season (100 Attempts) —**

5.59 Don Calhoun, 1976 (129-721)  
 5.45 Mose Tatupu, 1983 (106-578)  
 5.05 LeGarrette Blount, 2013 (153-772)  
 5.04 Carl Garrett, 1969 (137-691)  
 4.94 Craig James, 1984 (160-790)  
 4.91 Horace Ivory, 1978 (141-693)

#### **Game (10 Attempts) —**

11.60 Larry Garron vs. Buffalo, Oct. 22, 1961 (10-116)  
 11.36 Sam Cunningham at Buffalo, Oct. 20, 1974 (11-125)  
 11.14 Laurence Maroney vs. Miami, Dec. 23, 2007 (14-156)

### **MOST RUSHING TOUCHDOWNS**

**Career** — 45 Jim Nance, 1965-71  
 43 Sam Cunningham, 1973-79, 1981  
 37 Corey Dillon, 2004-06  
 35 Steve Grogan, 1975-90  
 32 Curtis Martin, 1995-97  
 Tony Collins, 1981-87  
 29 BenJarvus Green-Ellis, 2008-11

**Season** — 14 Curtis Martin, 1996  
 Curtis Martin, 1995  
 13 BenJarvus Green-Ellis, 2010  
 Corey Dillon, 2006  
 12 Stevan Ridley, 2012  
 Corey Dillon, 2005  
 Corey Dillon, 2004  
 Antowain Smith, 2001  
 Steve Grogan, 1976

**Game** — 4 Jonas Gray at Indianapolis, Nov. 16, 2014  
 3 Corey Dillon vs. Detroit, Dec. 3, 2006  
 Curtis Martin vs. Miami, Nov. 3, 1996  
 Mose Tatupu at LA Rams, Dec. 11, 1983  
 Tony Collins vs. NY Jets, Sept. 18, 1983  
 Sam Cunningham at Buffalo, Oct. 20, 1974  
 LeGarrette Blount vs. Jacksonville, Sept. 27, 2015

### **Seasons Leading League** —

1 Jim Nance, 1966

### **MOST 100-YARD RUSHING GAMES**

17 Jim Nance (1965-71)  
 14 Curtis Martin (1995-97)  
 11 Corey Dillon (2004-06)  
 Sam Cunningham (1973-79, 81-82)

### **MOST 1,000-YARD RUSHING SEASONS**

3 Curtis Martin (1995-97)  
 2 Jim Nance (1965-71)

# PATRIOTS INDIVIDUAL RECORDS

## PASSING

### HIGHEST COMPLETION PERCENTAGE

#### Season (100 Attempts) —

.689	Tom Brady, 2007 (578-398)
.659	Tom Brady, 2010 (492-324)
.657	Tom Brady, 2009 (565-371)
.656	Tom Brady, 2011 (611-401)
.641	Tom Brady, 2014 (373-582)
.639	Tom Brady, 2001 (413-264)
.636	Tom Brady, 2015 (624-402)@
.634	Matt Cassel, 2008 (516-327)
.630	Tom Brady, 2012 (637-401)
	Tom Brady, 2005 (530-334)

#### Game (20 Attempts) —

.885	Tom Brady vs. Jacksonville, Dec. 27, 2009 (26-23)
.857	Tom Brady vs. Chicago, Oct. 26, 2014 (35-30)
.853	Tom Brady vs. Tennessee, Oct. 18, 2009 (34-29)
.846	Tom Brady at Buffalo, Nov. 3, 2002 (26-22)
.840	Tom Brady at Miami, Nov. 21, 2007 (25-21)
.815	Tom Brady at Atlanta, Oct. 9, 2005 (27-22)
.806	Tom Brady vs. San Diego, Sept. 16, 2007 (31-25)
.800	Tom Brady at Indianapolis, Oct. 21, 2001 (20-16)
	Babe Parilli vs. Miami, Oct. 15, 1967 (20-16)

#### Most Seasons Leading League —

- 1 Tom Brady, 2007
- Babe Parilli, 1961

### MOST COMPLETIONS

<b>Career —</b>	4,953	Tom Brady, 2000-15@
	2,544	Drew Bledsoe, 1993-01
	1,879	Steve Grogan, 1975-90
	1,140	Babe Parilli, 1961-67
	876	Tony Eason, 1983-89

<b>Season —</b>	402	Tom Brady, 2015@
	401	Tom Brady, 2012
		Tom Brady, 2011
	400	Drew Bledsoe, 1994
	398	Tom Brady, 2007
	380	Tom Brady, 2013
	373	Tom Brady, 2014
		Tom Brady, 2002
		Drew Bledsoe, 1996

<b>Game —</b>	45	Drew Bledsoe vs. Minnesota, Nov. 13, 1994*
	39	Tom Brady vs. Buffalo, Sept. 14, 2009
	39	Tom Brady vs. Kansas City, Sept. 22, 2002
		Drew Bledsoe at Pittsburgh, Dec. 16, 1995

### MOST PASSING ATTEMPTS

<b>Career —</b>	7,792	Tom Brady, 2000-15@
	4,518	Drew Bledsoe, 1993-01
	3,593	Steve Grogan, 1975-90

<b>Season —</b>	691	Drew Bledsoe, 1994
	637	Tom Brady, 2012
	636	Drew Bledsoe, 1995
	628	Tom Brady, 2013

<b>Game —</b>	70	Drew Bledsoe vs. Minnesota, Nov. 13, 1994*
	65	Tom Brady vs. San Francisco, Dec. 16, 2012
	60	Drew Bledsoe at Pittsburgh, Dec. 16, 1995
	59	Steve Grogan vs. New Orleans, Nov. 12, 1989
	59	Tom Brady at Buffalo Sept. 20, 2015

### MOST PASSING YARDS

<b>Career —</b>	58,028	Tom Brady, 2000-15@
	29,657	Drew Bledsoe, 1993-01
	26,886	Steve Grogan, 1975-90
	16,747	Babe Parilli, 1961-67
	10,732	Tony Eason, 1983-89

<b>Season —</b>	5,235	Tom Brady, 2011
	4,827	Tom Brady, 2012
	4,806	Tom Brady, 2007
	4,770	Tom Brady, 2015@
	4,555	Drew Bledsoe, 1994
	4,398	Tom Brady, 2009
	4,343	Tom Brady, 2013
	4,110	Tom Brady, 2005

<b>Game —</b>	517	Tom Brady at Miami, Sept. 12, 2011
	466	Tom Brady at Buffalo, Sept. 20, 2015
	443	Tom Brady vs. San Francisco, Dec. 16, 2012
	432	Tom Brady vs. Pittsburgh, Nov. 3, 2013
	426	Drew Bledsoe vs. Minnesota, Nov. 13, 1994
	423	Tom Brady vs. San Diego, Sept. 18, 2011
		Drew Bledsoe vs. Miami, Nov. 23, 1998
	422	Babe Parilli vs. Oakland, Oct. 16, 1964
	421	Drew Bledsoe at Miami, Sept. 5, 1994
	419	Drew Bledsoe vs. Miami, Nov. 3, 1996
	418	Tom Brady vs. Cleveland, Dec. 8, 2013
	415	Matt Cassel at Miami, Nov. 23, 2008
	414	Tony Eason vs. Seattle, Sept. 21, 1986
	410	Tom Brady vs. Kansas City, Sept. 22, 2002

#### Seasons Leading League —

- 2 Tom Brady, 2005, 2007
- 1 Drew Bledsoe, 1994
- Babe Parilli, 1964

### LONGEST PASS COMPLETION

- 99t Tom Brady at Miami, Sept. 12, 2011 (to Wes Welker)\*\*
- 91t Tom Brady at Ind., Oct. 21, 2001 (to David Patten)
- 90t Tony Eason at Chicago, Sept. 15, 1985 (to Craig James)
- 88t Jim Plunkett vs. Baltimore, Dec. 19, 1971 (to Randy Vataha)
- 87t Tom Sherman vs. NY Jets, Oct. 27, 1968 (to Jim Whalen)
- 86t Drew Bledsoe at Pittsburgh, Dec. 6, 1998 (to Terry Glenn)
- 84t Drew Bledsoe vs. Miami, Nov. 3, 1996 (to Ben Coates)
- 83t Tom Brady at NY Jets, Nov. 22, 2012 (to Shane Vereen)
- 82t Tom Brady at Miami, Oct. 19, 2003 (to Troy Brown in overtime)
- 82 Scott Secules at Phoenix, Oct. 10, 1993 (to Kevin Turner (13); lateral to Leonard Russell (69))
- 81t Tom Brady vs. Pittsburgh, Nov. 3, 2013 (to Aaron Dobson)
- 81t Tom Brady at Miami, Dec. 6, 2009 (to Sam Aiken)

### FEWEST INTERCEPTIONS THROWN

<b>Career (500 Attempts) —</b>	13	Matt Cassel, 2005-08
	24	Butch Songin, 1960-61
	28	Hugh Millen, 1991-92
	44	Mike Taliaferro, 1968-70
	48	Tony Eason, 1983-89

\*NFL Record

\*\*Tied NFL

# PATRIOTS INDIVIDUAL RECORDS

## PASSING (Cont.)

### *Fewest Interceptions continued — Season (100 Attempts) —*

- 2 Steve Grogan, 1986 (102 att.)
- 4 Tom Brady, 2010 (492 att.)
- Scott Zolak, 1992 (100 att.)
- Tony Eason, 1989 (105 att.)
- Steve Grogan, 1982 (122 att.)
- 5 Tom Hodson, 1990 (156 att.)
- Marc Wilson, 1989 (150 att.)
- Steve Grogan, 1985 (156 att.)
- Matt Cavanaugh, 1980 (105 att.)
- Tom Yewcic, 1962 (126 att.)

### *Lowest Interception Percentage, Season (100 Attempts)*

- 0.8 Tom Brady, 2010 (4-492)
- 1.1 Tom Brady, 2015 (7-624)
- 1.3 Tom Brady, 2012 (8-637)
- 1.4 Tom Brady, 2007 (8-578)
- 1.5 Tom Brady, 2014 (9-582)
- 1.8 Tom Brady, 2013 (11-628)
- 1.9 Tony Eason, 1984 (8-431)
- 2.0 Tom Brady, 2011 (12-611)
- Steve Grogan, 1986 (2-102)
- 2.1 Matt Cassel, 2008 (11-516)

### **MOST INTERCEPTIONS THROWN**

#### *Career (500 attempts) —*

- 208 Steve Grogan, 1975-90
- 150 Tom Brady, 2000-15@
- 138 Babe Parilli, 1961-67
- Drew Bledsoe, 1993-01
- 87 Jim Plunkett, 1971-75

#### *Season —*

- 27 Drew Bledsoe, 1994
- Babe Parilli, 1964
- 26 Babe Parilli, 1965
- 25 Jim Plunkett, 1972
- 24 Babe Parilli, 1967
- Babe Parilli, 1963

#### *Game (25 attempts) —*

- 6 Steve Grogan vs. San Francisco, Nov. 30, 1980
- Babe Parilli vs. Denver, Sept. 3, 1967
- 5 Nine times. Most Recent:
- Drew Bledsoe at Miami, Nov. 21, 1999

### **MOST TOUCHDOWN PASSES**

#### *Career —*

- 428 Tom Brady, 2000-15@
- 182 Steve Grogan, 1975-90
- 166 Drew Bledsoe, 1993-01
- 132 Vito (Babe) Parilli, 1961-67
- 62 Jim Plunkett, 1971-75

### *Most Touchdown Passes continued — Season —*

- 50 Tom Brady, 2007
- 39 Tom Brady, 2011
- 36 Tom Brady, 2015@
- Tom Brady, 2010
- 34 Tom Brady, 2012
- 33 Tom Brady, 2014
- 31 Babe Parilli, 1964

#### *Game —*

- 6 Tom Brady vs. Tennessee, Oct. 18, 2009
- Tom Brady at Miami, Oct. 21, 2007
- 5 Tom Brady vs. Chicago, Oct. 26, 2014
- Tom Brady at Buffalo, Nov. 18, 2007
- Tom Brady at Dallas, Oct. 14, 2007
- Steve Grogan vs. N.Y. Jets, Sept. 9, 1979
- Babe Parilli at Buffalo, Nov. 15, 1964
- Babe Parilli vs. Miami, Oct. 15, 1967

#### *Quarter —*

- 5 Tom Brady vs. Tennessee, Oct. 18, 2009 (2nd Qtr)\*
- 3 Tom Brady vs. Chicago, Oct. 26, 2014 (2nd Qtr)
- Tom Brady at Buffalo, Nov. 18, 2007 (2nd Qtr)
- Tom Brady at Miami, Oct. 21, 2007 (2nd Qtr)

### *Seasons Leading League —*

- 3 Tom Brady, 2002, 2007, 2010
- 1 Steve Grogan, 1979 (tied Brian Sipe of Clev.-28)
- Babe Parilli, 1964

### **MOST 300 YARD PASSING GAMES**

- 71 Tom Brady (2000-15)@
- 26 Drew Bledsoe (1993-01)
- 12 Steve Grogan (1975-90)

### **MOST 3,000-YARD PASSING SEASONS**

- 12 Tom Brady (2000-15)
- 7 Drew Bledsoe (1993-01)

### **MOST 4,000-YARD PASSING SEASONS**

- 7 Tom Brady (2000-15)
- 2 Drew Bledsoe (1993-01)

\*NFL Record

\*\*Tied NFL

# PATRIOTS INDIVIDUAL RECORDS

## RECEIVING

### MOST RECEPTIONS

#### Career —

672	Wes Welker, 2007-12
557	Troy Brown, 1993-07
534	Stanley Morgan, 1977-89
490	Ben Coates, 1991-99
431	Kevin Faulk, 1999-11
380	Rob Gronkowski, 2010-15@

#### Season —

123	Wes Welker, 2009
122	Wes Welker, 2011
118	Wes Welker, 2012
112	Wes Welker, 2007
111	Wes Welker, 2008
105	Julian Edelman, 2013
101	Troy Brown, 2001
98	Randy Moss, 2007
97	Troy Brown, 2002

#### Game —

16	Wes Welker at Buffalo, Sept. 25, 2011 (217 yds)
	Troy Brown, vs. K.C., Sept. 22, 2002 (176)
15	Wes Welker vs. N.Y. Jets, Nov. 22, 2009 (192)
13	Julian Edelman at Miami, Dec. 15, 2013 (139)
	Julian Edelman vs. N.Y. Jets, Sept. 12, 2013 (78)
	Wes Welker vs. Denver, Oct. 7, 2012 (104)
	Wes Welker vs. Jacksonville, Dec. 27, 2009 (138)
	Wes Welker vs. Phil., Nov. 25, 2007 (149)
	Deion Branch, at S.D., Sept. 29, 2002 (128)
	Terry Glenn at Cleveland, Oct. 3, 1999 (214)
12	Shane Vereen vs. Cleveland, Dec. 8, 2013 (153)
	Wes Welker at Miami, Dec. 2, 2012 (103)
	Wes Welker vs. Buffalo, Dec. 24, 2011 (138)
	Randy Moss vs. Buff., Sept. 14, 2009 (141)
	Wes Welker vs. Buffalo, Sept. 14, 2009 (93)
	Wes Welker at Seattle, Dec. 7, 2008 (134)
	Troy Brown, vs. K.C., Dec. 4, 2000 (119)
	Ben Coates at Indy, Nov. 27, 1994 (119)

### MOST SEASONS LEADING LEAGUE —

3	Wes Welker (2007, 09, 11)
---	---------------------------

### MOST RECEIVING YARDS

#### Career —

10,352	Stanley Morgan, 1977-89
7,459	Wes Welker, 2007-12
6,366	Troy Brown, 1993-07
5,726	Irving Fryar, 1984-92
5,555	Rob Gronkowski 2010-15@
5,471	Ben Coates, 1991-99

#### Season —

1,569	Wes Welker, 2011
1,493	Randy Moss, 2007
1,491	Stanley Morgan, 1986
1,354	Wes Welker, 2012
1,348	Wes Welker, 2009
1,327	Rob Gronkowski, 2011
1,264	Randy Moss, 2009
1,199	Troy Brown, 2001
1,176	Rob Gronkowski, 2015@

#### Game —

217	Wes Welker at Buffalo, Sept. 25, 2011 (16 rec)
214	Terry Glenn at Cleveland, Oct. 3, 1999 (13)
193	Terry Glenn at Pittsburgh, Dec. 6, 1998 (9)
192	Wes Welker vs. N.Y. Jets, Nov. 22, 2009 (15)
190	Brandon Lloyd vs. San Fran., Dec. 16, 2012 (10)
183	Randy Moss at N.Y. Jets, Sept. 9, 2007 (9)
182	Stanley Morgan vs. Miami, Nov. 8, 1981 (5)
179	Randy Moss at Ind., Nov. 15, 2009 (9)
176	Troy Brown vs. Kansas City, Sept. 22, 2002 (16)

#### Longest Reception —

99t	Wes Welker at Miami, Sept. 12, 2011**
91t	David Patten at Indianapolis, Oct. 21, 2001
90t	Craig James at Chicago, Sept. 15, 1985
88t	Randy Vataha vs. Baltimore, Dec. 19, 1971
87t	Jim Whalen vs. N.Y. Jets, Oct. 27, 1968

### Longest Reception continued —

86t	Terry Glenn at Pittsburgh, Dec. 6, 1998
84t	Ben Coates vs. Miami, Nov. 3, 1996
83t	Shane Vereen at N.Y. Jets, Nov. 22, 2012

### HIGHEST AVERAGE GAIN PER RECEPTION

#### Career (150 Minimum) —

20.3	Harold Jackson, 1978-81 (156-3,162)
19.4	Stanley Morgan, 1977-89 (534-10,352)
17.7	Jim Colclough, 1960-68 (283-5,001)
17.3	Shawn Jefferson, 1996-99 (178-3,087)
17.1	Randy Vataha, 1971-76 (178-3,055)
16.2	Jim Whalen, 1965-69 (153-2,487)
15.8	Irving Fryar, 1984-92 (363-5,726)
15.7	Gino Cappelletti, 1960-70 (292-4,589)

#### Season (35 Minimum) —

23.4	Stanley Morgan, 1981 (44-1,029)
22.8	Stanley Morgan, 1979 (44-1,002)
22.5	Harold Jackson, 1979 (45-1,013)
22.0	Stanley Morgan, 1980 (45-991)
21.7	Jim Colclough, 1962 (40-868)

#### Game (4 Minimum) —

36.4	Stanley Morgan vs. Miami, Nov. 8, 1981 (5-182)
35.5	Stanley Morgan vs. S.F., Nov. 30, 1980 (4-142)
	Jim Colclough vs. N.Y. Jets, Oct. 6, 1962 (4-142)
35.0	Aaron Marsh vs. N.Y. Jets, Sept. 22, 1968 (4-140)
34.0	Stanley Morgan at Balt., Nov. 26, 1978 (5-170)

### MOST TOUCHDOWN RECEPTIONS

#### Career —

67	Stanley Morgan, 1977-89
65	Rob Gronkowski, 2010-15@
50	Ben Coates, 1991-99
	Randy Moss, 2007-10
42	Gino Cappelletti, 1960-68
39	Jim Colclough, 1960-68
38	Irving Fryar, 1984-92

#### Season —

23	Randy Moss, 2007*
17	Rob Gronkowski, 2011
13	Randy Moss, 2009
12	Rob Gronkowski, 2014
	Stanley Morgan, 1979
11	Rob Gronkowski, 2015@
	Rob Gronkowski, 2012
	Randy Moss, 2008
10	Rob Gronkowski, 2010
	Stanley Morgan, 1986
	Jim Colclough, 1962

#### Game —

4	Randy Moss at Buffalo, Nov. 18, 2007
3	Accomplished 12 Times. Most Recent:
	Rob Gronkowski vs. Pittsburgh, Sept. 10, 2015

#### Quarter —

3	Randy Moss at Buffalo, Nov. 18, 2007**
2	Accomplished nine times. Most Recent:
	Brandon LaFell at Buffalo, Oct. 12, 2014

### MOST SEASONS LEADING LEAGUE —

2	Randy Moss (2007, 09)
1	Rob Gronkowski (2011)
	Stanley Morgan (1979)

### MOST 100-YARD RECEIVING GAMES

38	Stanley Morgan (1977-89)
28	Wes Welker (2007-12)
20	Rob Gronkowski (2010-15@)
18	Randy Moss (2007-10)

### MOST 1,000-YARD RECEIVING SEASONS

5	Wes Welker (2007-12)
3	Randy Moss (2007-10)
	Stanley Morgan (1977-89)
	Rob Gronkowski (2010-15)
2	Terry Glenn (1996-01)

\*NFL Record

\*\*Tied NFL Record

# PATRIOTS INDIVIDUAL RECORDS

## INTERCEPTIONS

### **MOST INTERCEPTIONS**

#### **Career —**

- 36 Ty Law, 1995-04  
Raymond Clayborn, 1977-89
- 29 Ron Hall, 1961-67  
Roland James, 1980-90  
Fred Marion, 1982-91
- 28 Mike Haynes, 1976-82

#### **Season —**

- 11 Ron Hall, 1964
- 10 Asante Samuel, 2006
- 9 Ty Law, 1998
- 8 Ronnie Lippett, 1986  
Mike Haynes, 1976

#### **Game —**

- 3 Eight Times. Most Recent:  
Leigh Bodden vs. N.Y. Jets, Nov. 22, 2009

### **MOST INTERCEPTION RETURN YARDAGE**

#### **Career —**

- 583 Ty Law, 1995-04
- 555 Raymond Clayborn, 1977-89
- 476 Ron Hall, 1961-67
- 457 Fred Marion, 1982-91
- 420 Ronnie Lippett 1983-91

#### **Season —**

- 277 Bob Suci, 1963
- 189 Fred Marion, 1985
- 182 Prentice McCray, 1976
- 181 Otis Smith, 2001
- 159 Ron Hall, 1966

#### **Game —**

- 118 Prentice McCray at N.Y. Jets, Nov. 21, 1976 (2)
- 115 Fred Marion at Seattle, Nov. 17, 1985 (2)
- 110 Bob Suci vs. Houston, Nov. 1, 1963 (2)
- 100 Jimmy Hitchcock vs. Miami, Nov. 23, 1997 (1)
- 99 Rick Sanford at Chicago, Dec. 5, 1982 (1)

#### **Longest Return —**

- 100 Jimmy Hitchcock vs. Miami, Nov. 23, 1997 (TD)
- 99 Rick Sanford at Chicago, Dec. 5, 1982 (TD)
- 98 Bob Suci vs. Houston, Nov. 1, 1963 (TD)
- 91 Darius Butler at Houston, Jan. 3, 2010 (TD)
- 90 Victor Green at N.Y. Jets, Sept. 15, 2002 (TD)

### **TOUCHDOWNS**

#### **Career —**

- 6 Ty Law, 1995-04
- 4 Tedy Bruschi, 1996-08
- 3 Asante Samuel, 2003-07
- 2 James Sanders 2005-10  
Willie McGinest, 1994-05  
Otis Smith, 1996, 2000-02  
Ronnie Lippett, 1983-91  
Prentice McCray, 1974-80  
Don Webb, 1961-62, 64-71  
John Charles, 1967-69  
Bob Suci, 1963

#### **Season —**

- 2 Tedy Bruschi LB, 2003  
Tedy Bruschi, LB, 2002  
Ty Law CB, 2001  
Otis Smith CB, 2001  
Ronnie Lippett DB, 1987  
Prentice McCray S, 1976  
Bob Suci DB, 1963  
Don Webb DB, 1961

#### **Game —**

- 2 Prentice McCray at N.Y. Jets, Nov. 21, 1976

## PUNTING

### **MOST PUNTS**

#### **Career —**

- 468 Rich Camarillo, 1981-87
- 377 Tom Yewcic, 1961-66
- 243 Tom Janik, 1969-71
- 222 Mike Patrick, 1975-78
- 215 Tom Tupa, 1996-98
- 215 Ryan Allen, 2013-15

#### **Season —**

- 103 Shawn McCarthy, 1992
- 92 Rich Camarillo, 1985
- 91 Jeff Feagles, 1988
- 90 Lee Johnson, 1999  
Brian Hansen, 1990
- 89 Lee Johnson, 2000  
Rich Camarillo, 1986

#### **Game —**

- 11 Ryan Allen, vs. N.Y. Jets, Sept. 12, 2013  
Shawn McCarthy, vs. New Orleans, Nov. 8, 1992  
Rich Camarillo at Chicago, Sept. 15, 1985  
Rich Camarillo at Dallas, Nov. 22, 1984  
Jim Fraser vs. N.Y. Jets, Oct. 2, 1966
- 10 Nine Times, Most Recent:  
Brooks Barnard vs. Miami, Dec. 7, 2003  
Ryan Allen at Denver, Nov 29, 2015

### **MOST PUNTING YARDS**

#### **Career —**

- 19,922 Rich Camarillo, 1981-87
- 14,553 Tom Yewcic, 1961-66
- 9,909 Ryan Allen, 2013-15@
- 9,602 Tom Tupa, 1996-98
- 9,516 Tom Janik, 1969-71

#### **Season —**

- 4,227 Shawn McCarthy, 1992
- 3,953 Rich Camarillo, 1985
- 3,798 Lee Johnson, 2000
- 3,752 Brian Hansen, 1990
- 3,746 Rich Camarillo, 1986

#### **Game —**

- 514 Ryan Allen, vs. N.Y. Jets, Sept. 12, 2013 (11)  
Rich Camarillo at Chicago, Sept. 15, 1985 (11)
- 479 Rich Camarillo at Dallas, Nov. 22, 1984 (11)
- 450 Ryan Allen at Denver, Nov 29, 2015 (10)
- 436 Bob Scarpitto vs. Oakland, Oct. 6, 1968 (10)
- 427 Rich Camarillo at Oakland, Nov. 1, 1981 (9)

#### **Longest Punt —**

- 93 Shawn McCarthy at Buffalo, Nov. 3, 1991
- 89 Luke Prestridge vs. Miami, Oct. 21, 1984
- 87 Bob Scarpitto at Denver, Sept. 29, 1968
- 82 Luke Prestridge vs. N.Y. Jets, Oct. 28, 1984
- 76 Lee Johnson, at Cincinnati, Sept. 9, 2001  
Rich Camarillo vs. N.Y. Jets, Sept. 19, 1982



# PATRIOTS INDIVIDUAL RECORDS

## PUNTING (Cont.)

### HIGHEST AVERAGE YARDS PER PUNT

#### Career (100 Punts Min.) —

- 46.1 Ryan Allen, 2013-15 (208)@
- 44.7 Tom Tupa, 1996-98 (215)
- 44.2 Zoltan Mesko, 2010-12 (175)
- 43.6 Josh Miller, 2004-06 (175)
- 42.6 Rich Camarillo, 1981-87 (468)
- 42.3 Lee Johnson, 1999-01 (203)
- 41.5 Chris Hanson, 2007-2009 (149)
- 40.7 Shawn McCarthy, 1991-92 (169)

#### Season (Qualifiers) —

- 46.5 Zoltan Mesko, 2011
- 46.4 Ryan Allen, 2014
- 46.0 Ryan Allen, 2015
- 45.9 Ryan Allen, 2013
- 45.8 Tom Tupa, 1997
- 45.1 Josh Miller, 2005
- 44.6 Rich Camarillo, 1983
- 44.5 Tom Tupa, 1998

#### Season (Qualifiers) continued —

- 43.7 Rich Camarillo, 1982
- 43.5 Tom Tupa, 1996

#### Game (4 Punts Min.) —

- 55.6 Tom Tupa, at Indianapolis, Sept. 7, 1997 (5)
- 54.3 Pat O'Neill at Detroit, Sept. 25, 1994 (4)
- 52.6 Ryan Allen at N.Y. Jets, Dec. 21, 2014 (5)
- 52.5 Ryan Allen vs. New Orleans, Oct. 13, 2013 (4)
- 52.3 Zoltan Mesko vs. Miami, Dec. 24, 2011 (6)
- 51.9 Tom Tupa, at Denver, Oct. 6, 1997 (7)
- 51.6 Josh Miller at Denver, Oct. 16, 2005
- Ryan Allen at Miami, Jan. 3, 2016 (7)

### HIGHEST NET AVERAGE YARDS PER PUNT

#### Rookie Season (50 Punts Min.) —

- 39.9 Ryan Allen, 2013 (76-3.491)
- 38.4 Zoltan Mesko, 2010 (58-2.505)

## PUNT RETURNS

### MOST PUNT RETURNS

#### Career —

- 252 Troy Brown, 1993-07
- 206 Irving Fryar, 1984-92
- 142 David Meggett, 1995-97
- 142 Julian Edelman, 2009-15
- 114 Wes Welker, 2007-12
- 111 Mike Haynes, 1976-82
- 101 Kevin Faulk, 1999-2011

#### Season —

- 52 David Meggett, 1996
- 45 David Meggett, 1997
- David Meggett, 1995
- Mike Haynes, 1976
- 39 Troy Brown, 2000

#### Game —

- 10 Ronnie Harris at Pittsburgh, Dec. 5, 1993
- 7 Kevin Faulk at Green Bay, Nov. 19, 2006
- David Meggett vs. N.Y. Jets, Dec. 10, 1995
- Ray Crittenden vs. Green Bay, Oct. 2, 1994
- Irving Fryar at Dallas, Nov. 22, 1984
- 6 12 Times. Most Recent:  
Julian Edelman vs. N.Y. Jets, Sept. 12, 2013

### Most Seasons Leading League —

- 1 Ron Burton, 1962
- Fred Bruney, 1961

### MOST PUNT RETURN YARDS

#### Career —

- 2,625 Troy Brown, 1993-07
- 2,053 Irving Fryar, 1984-91
- 1,697 Julian Edelman, 2009-15
- 1,438 David Meggett, 1995-97
- 1,185 Wes Welker, 2007-12
- 1,159 Mike Haynes, 1976-81

#### Season —

- 608 Mike Haynes, 1976
- 588 David Meggett, 1996
- 520 Irving Fryar, 1985
- 517 Mack Herron, 1974

#### Game —

- 156 Mike Haynes vs. Buffalo, Nov. 7, 1976
- 133 Stanley Morgan vs. Buffalo, Nov. 20, 1977
- 133 Irving Fryar at Buffalo, Sept. 22, 1985
- 126 Billy Johnson vs. Houston, Nov. 5, 1967

### LONGEST PUNT RETURN

- 94 Julian Edelman vs. Miami, Jan. 2, 2011 (TD)
- 89 Mike Haynes vs. Buffalo, Nov. 7, 1976 (TD)

### Longest Punt Return continued—

- 85 Troy Brown, vs. Cleveland, Dec. 9, 2001 (TD)
- Irving Fryar at Buffalo, Sept. 22, 1985 (TD)
- 84 Julian Edelman vs. Denver, Nov. 2, 2014 (TD)
- 82 Danny Amendola at New York Giants Nov. 15, 2015
- 80 Stanley Morgan vs. Balt., Nov. 18, 1979 (TD)
- 77 Irving Fryar vs. Indianapolis, Nov. 10, 1985 (TD)
- 75 Roland James vs. N.Y. Jets, Nov. 2, 1980 (TD)
- 72 Julian Edelman vs. KC, Nov. 21, 2011 (TD)
- 69 Wes Welker at Indianapolis, Nov. 15, 2009

### HIGHEST PUNT RETURN AVERAGE

#### Career (20 Returns) —

- 12.0 Julian Edelman, 2009-15 (142-1,697)@
- 12.0 Mack Herron, 1973-75 (74-888)
- 11.3 Carl Garrett, 1969-72 (43-487)
- 10.5 Danny Amendola 2013-15 (40-421)@
- 10.4 Wes Welker, 2007-2012 (114-1185)
- Troy Brown, 1993-07 (252-2625)
- Mike Haynes, 1976-82 (111-1159)
- Stanley Morgan, 1977-89 (92-960)

#### Season (15 Returns) —

- 15.5 Julian Edelman, 2012
- 15.3 Julian Edelman, 2010
- 14.8 Mack Herron, 1974
- 14.2 Troy Brown, 2001
- 14.1 Irving Fryar, 1985
- 13.5 Mike Haynes, 1976
- 12.9 Troy Brown, 2000
- 12.5 Wes Welker, 2009

#### Game (3 Returns) —

- 39.0 Mike Haynes vs. Buffalo, Nov. 7, 1976 (4)
- 35.7 Ricky Smith vs. Baltimore, Sept. 4, 1981 (3)

### Most Seasons Leading League —

- 1 Troy Brown, 2001
- Irving Fryar, 1985

### MOST PUNT RETURN TOUCHDOWNS

#### Career —

- 4 Julian Edelman, 2009-15
- 3 Troy Brown, 1993-07
- Irving Fryar, 1984-91
- 2 Mike Haynes, 1976-81

#### Season —

- 2 Troy Brown, 2001
- Irving Fryar, 1985
- Mike Haynes, 1976

#### Game —

- 1 Accomplished 15 Times, Most Recent:  
Julian Edelman vs. Denver on Nov. 2, 2014 (84 yds)

# PATRIOTS INDIVIDUAL RECORDS

## KICKOFF RETURNS

### MOST KICKOFF RETURNS

#### Career —

- 181 Kevin Faulk, 1999-2011
- 107 Stephen Starring, 1983-87
- 105 Ellis Hobbs, 2005-08
- David Meggett, 1995-97
- 102 Bethel Johnson, 2003-05

#### Season —

- 48 Stephen Starring, 1985
- 45 Derrick Cullors, 1998
- Ellis Hobbs, 2008
- 42 Ricky Smith, 1983
- 41 Brandon Tate, 2010
- Bethel Johnson, 2004
- Mack Herron, 1973

#### Game —

- 8 Willie Porter vs. NY Jets, Sept. 22, 1968
- 7 Bethel Johnson vs. Indianapolis, Nov. 7, 2005
- Deion Branch vs. Kansas City, Sept. 22, 2002
- Deion Branch at Chicago, Nov. 10, 2002
- Kevin Faulk vs. N.Y. Jets, Dec. 22, 2002
- Walter Stanley at Atlanta, Nov. 29, 1992
- Tony Collins vs. Dallas, Sept. 21, 1981

### Most Seasons Leading League —

- 1 Jon Vaughn, 28.2 (20-564), 1992
- Horace Ivory, 27.6 (36-992), 1980
- Raymond Clayborn, 31.0 (28-869), 1977

### MOST KICKOFF RETURN YARDS

#### Career —

- 4,098 Kevin Faulk, 1999-11
- 2,913 Ellis Hobbs, 2005-08
- 2,561 David Meggett, 1995-97
- 2,557 Bethel Johnson, 2003-05
- 2,299 Larry Garron, 1960-68

#### Season —

- 1,281 Ellis Hobbs, 2008
- 1,092 Mack Herron, 1973
- 1,085 Derrick Cullors, 1998
- 1,057 Brandon Tate, 2010
- 1,016 Bethel Johnson, 2004
- 1,012 Stephen Starring, 1985

#### Game —

- 237 Ellis Hobbs vs. Miami, Sept. 21, 2008
- 220 Kevin Faulk vs. N.Y. Jets, Dec. 22, 2002
- 206 Allen Carter at Baltimore, Dec. 21, 1975
- 201 Deion Branch vs. Kansas City, Sept. 22, 2002

### LONGEST KICKOFF RETURN

- 108 Ellis Hobbs at N.Y. Jets, Sept. 9, 2007 (TD)
- 104 Devin McCourty vs. N.Y. Jets, Oct. 21, 2012 (TD)
- 103 Brandon Tate at Miami, Oct. 4, 2010 (TD)
- 101 Raymond Clayborn at Balt., Dec. 18, 1977 (TD)
- 100 Jon Vaughn at Cincinnati, Dec. 20, 1992 (TD)
- Raymond Clayborn at NYJ, Oct. 2, 1977 (TD)
- 99 Allen Carter at Baltimore, Dec. 21, 1975 (TD)
- Jon Vaughn at Phoenix, Sept. 29, 1991 (TD)

### HIGHEST KICKOFF RETURN AVERAGE

#### Career (30 Returns) —

- 27.7 Ellis Hobbs, 2005-08 (105-2913)
- 27.2 Allen Carter, 1975-76 (33-898)
- 27.0 Raymond Clayborn, 1977-89 (57-1,538)
- 26.5 Horace Ivory, 1977-81 (45-1,191)

#### Season (12 Returns) —

- 31.0 Raymond Clayborn, 1977
- 29.1 LeGarrette Blount, 2013
- 28.6 Larry Garron, 1962
- 28.5 Ellis Hobbs, 2008
- 28.4 Jess Phillips, 1976
- 28.3 Carl Garrett, 1969

#### Game (3 Returns) —

- 52.0 Ellis Hobbs at N.Y. Jets, Sept. 9, 2007 (3)
- 51.0 Brandon Tate at Miami, Oct. 4, 2010 (3)
- 49.3 Ron Burton vs. Dallas Texans, Nov. 3, 1961 (3)
- 47.0 Horace Ivory at Baltimore, Oct. 19, 1980 (3)

### MOST KICKOFF RETURN TOUCHDOWNS

#### Career —

- 3 Raymond Clayborn, 1977-89
- Ellis Hobbs, 2005-08
- 2 Kevin Faulk, 1999-2011
- Brandon Tate, 2009-2010
- Bethel Johnson, 2003-05
- Jon Vaughn, 1991-92
- Larry Garron, 1960-68

#### Season —

- 3 Raymond Clayborn, 1977
- 2 Brandon Tate, 2010
- Kevin Faulk, 2002

#### Game —

- 1 25 times. Most Recent:  
Devin McCourty vs. N.Y. Jets, Oct. 21, 2012

## FUMBLES

### MOST FUMBLES

#### Career —

- 101 Tom Brady, 2000-15@
- 81 Steve Grogan, 1975-90
- 68 Drew Bledsoe, 1993-01
- 49 Sam Cunningham, 1973-79, 1981-82
- 42 Babe Parilli, 1961-67
- Tony Collins, 1981-87

#### Season —

- 13 Tom Brady, 2003
- 12 Tom Brady, 2006
- Tom Brady, 2001
- Steve Grogan, 1979
- Sam Cunningham, 1975
- Mack Herron, 1974

#### Game —

- 4 Babe Parilli vs. Denver, Nov. 6, 1966
- Scott Zolak at Atlanta, Oct. 1, 1995
- 3 Four Times. Most recent:  
Tom Brady vs. N.Y. Jets, Sept. 21, 2003

### MOST OWN FUMBLE RECOVERIES

#### Career —

- 34 Steve Grogan, 1975-90
- 27 Drew Bledsoe, 1993-01
- 28 Tom Brady, 2000-15@
- 19 Babe Parilli, 1961-67

#### Season —

- 6 Drew Bledsoe, 1999
- Steve Grogan, 1987
- Babe Parilli, 1963
- Ricky Smith, 1983
- 5 Tom Brady, 2013
- Julian Edelman, 2013
- Tom Brady, 2002
- Drew Bledsoe, 1993
- Babe Parilli, 1964

#### Game —

- 2 Many times. Most Recent:  
Julian Edelman vs. Buffalo, Dec. 29, 2013

# PATRIOTS INDIVIDUAL RECORDS

## FUMBLES (Cont.)

### **MOST FORCED FUMBLES (SINCE 1992)**

#### **Season —**

- 5 Rob Ninkovich, 2012  
Brandon Spikes, 2012  
Mike Vrabel, 2007  
Jamie Collins, 2015

#### **Game —**

- 3 Mike Vrabel vs. Washington, Oct. 28, 2007
- 2 Accomplished eight times. Most recent:  
Jabaa Sheard at Houston, Dec. 13, 2015

### **MOST OPPONENT FUMBLE RECOVERIES**

#### **Career —**

- 19 Andre Tippett, 1982-88,90-93
- 16 Steve Nelson, 1974-87
- 15 Willie McGinest, 1994-2005  
Jim Hunt, 1960-70
- 14 Raymond Hamilton, 1973-80  
Rob Ninkovich, 2009-15

#### **Season —**

- 5 Bob Dee, 1961
- 4 Accomplished 12 Times. Most Recent:  
Rob Ninkovich, 2012  
Vince Wilfork, 2012

#### **Game —**

- 3 Steve Nelson vs. Philadelphia, Oct. 8, 1978\*
- 2 Accomplished 21 times. Most recent:  
Steve Gregory at N.Y. Jets, Nov. 22, 2012

### **MOST FUMBLE RETURN YARDS**

#### **Career —**

- 101 Brent Williams, 1986-93
- 84 Rob Ninkovich, 2009-15@
- 75 Andre Tippett, 1982-93

#### **Season —**

- 68 Richard Seymour, 2004
- 63 Rob Ninkovich, 2010
- 54 Brent Williams, 1986
- 53 Chad Eaton, 1999

#### **Game —**

- 68 Richard Seymour at Buffalo, Oct. 3, 2004 (1)
- 63 Rob Ninkovich at San Diego, Oct. 24, 2010 (1-opp)
- 52 Chuck Shonta vs. N.Y. Titans, Sept. 17, 1960 (1-opp)
- 51 Jim Hunt vs. Houston, Dec. 15, 1968 (1-opp)

### **LONGEST FUMBLE RETURN**

- 68 Richard Seymour at Buffalo, Oct. 3, 2004 (TD)
- 63 Rob Ninkovich at San Diego, Oct. 24, 2010
- 52 Chuck Shonta vs. N.Y. Titans, Sept. 17, 1960 (TD)
- 51 Jim Hunt vs. Houston, Dec. 15, 1968

### **MOST FUMBLE RETURN TOUCHDOWNS**

#### **Own Fumbles Recovered For TD —**

- 1 Nine players. Most recent:  
Brandon Lloyd vs. Houston, Dec. 10, 2012

#### **Opponents' Fumbles Recovered For TD —**

- 1 Accomplished many times. Most recent:  
Akiem Hicks vs. Tennessee, Dec. 20, 2015  
(recovered in end zone, TD)

### **MOST STRIP SACKS**

#### **Season —**

- 5 Mike Vrabel, 2007 (4 recovered by NE)
- 4 Rob Ninkovich, 2012 (3 recovered by NE)
- Mike Vrabel, 2003 (1 recovered by NE)

## SACKS \*

### **MOST SACKS**

#### **Career —**

- 100.0 Andre Tippett, 1982-88,90-93
- 79.5 Julius Adams, 1971-87
- 78.0 Willie McGinest, 1994-05
- 70.0 Tony McGee, 1974-81
- 54.0 Ray Hamilton, 1973-81

#### **Season —**

- 18.5 Andre Tippett, 1984
- 16.5 Andre Tippett, 1985
- 12.5 Mike Vrabel, 2007
- Andre Tippett, 1987
- 12.0 Tony McGee, 1977
- 11.5 Chandler Jones, 2013
- Tony McGee, 1978
- 11.0 Willie McGinest, 1995
- Garin Veris, 1986
- 10.5 Tony McGee, 1979

#### **Rookie Season —**

- 10.5 Garin Veris, 1985
- 9.0 Chris Slade, 1993

#### **Game —**

- 4.0 Andre Carter at N.Y. Jets, Nov. 13, 2011
- Julius Adams at Atlanta, Dec. 4, 1977
- Tony McGee at Baltimore, Nov. 16, 1978
- 3.5 Mike Hawkins vs. N.Y. Jets, Sept. 9, 1979
- Andre Tippett at Buffalo, Oct. 26, 1986
- Chris Slade vs. San Diego, Nov. 20, 1994
- 3.0 33 Times. Most Recent:  
Chandler Jones at Buffalo, Sept. 20, 2015

\*Sacks have only been an official NFL statistic since 1982. Sack totals shown here reflect all-time Patriots totals.

### **PATRIOTS CAREER SACK LEADERS**

Player	Sacks	Career Years
1. Andre Tippett	100.0	1982-93
2. Julius Adams	79.5	1971-87
3. Willie McGinest	78.0	1994-05
4. Tony McGee	70.0	1974-81
5. Ray Hamilton	54.0	1973-81
6. Chris Slade	51.0	1993-00
7. Mike Vrabel	48.0	2001-08
8. Larry Eisenhauer	47.5	1961-69
9. Brent Williams	43.5	1986-93
10. Rob Ninkovich	42.0	2009-15
11. Houston Antwine	39.0	1961-71
Richard Seymour	39.0	2001-08
13. Garin Veris	36.0	1985-91
Chandler Jones	36.0	2012-15
15. Richard Bishop	32.5	1976-81
16. Tedy Bruschi	30.5	1996-08
17. Jim Lee Hunt	30.0	1960-70
18. Don Blackmon	29.5	1981-87
19. Jarvis Green	28.0	2002-09
20. Bob Dee	27.5	1960-67
21. Roosevelt Colvin	26.5	2003-08
22. Rod Shoate	23.0	1975-81
Tully Banta-Cain	23.0	2003-06, 09-10
24. Mel Lunsford	21.5	1973-80
25. Henry Thomas	21.0	1997-00
Ty Warren	21.0	2003-10
27. Steve Nelson	20.0	1974-87
28. Nick Buoniconti	18.0	1962-68
29. Ken Sims	17.0	1982-89
30. Vincent Brown	16.5	1988-95
31. Vince Wilfork	16.0	2004-14
Johnny Rembert	16.0	1983-92
33. Toby Williams	15.0	1983-88
Tom Addison	15.0	1960-67
Mike Jones	15.0	1994-97
Mike Wright	15.0	2005-11

# PATRIOTS TEAM RECORDS

Note: Number of games per season: 1960-1977 (14); 1978-81 (16); 1982 (9); 1983-86 (16); 1987 (15), and 1988-15 (16).

## VICTORIES

### MOST VICTORIES

#### Season—

- 16 2007\*
- 14 2010, 2004, 2003
- 13 2011
- 12 2015, 2014, 2013, 2012, 2006
- 11 2008, 2001, 1996, 1986, 1985, 1978, 1976

### FEWEST VICTORIES

#### Season—

- 1 1990
- 2 1992, 1981, 1970
- 3 1975, 1972, 1967

\*-NFL Record

### GREATEST REGULAR SEASON COMEBACKS

Rank	Date	Opponent	Largest Deficit	Largest Deficit Score	Final Score
1	11/24/13	Denver	24 Points	24-0	34-31 (OT)
2	09/16/84	Seattle	23 Points	23-0	38-23
3	12/21/96	@ N.Y. Giants	22 Points	22-0	33-22
4t	01/01/12	Buffalo	21 Points	21-0	49-21
4t	11/10/02	@ Chicago	21 Points	21-6	33-30
4t	09/19/99	Indianapolis	21 Points	21-0	31-28
4t	11/10/96	@ N.Y. Jets	21 Points	21-0	31-27
8	11/13/94	Minnesota	20 Points	20-0	26-20

## SCORING

### MOST POINTS SCORED

#### Season (Points)—

- 589 2007
- 557 2017
- 518 2010
- 513 2011
- 468 2014
- 465 2015@
- 444 2013
- 441 1980

#### Season (Average)—

- 36.8 2007
- 34.8 2012
- 32.4 2010
- 32.1 2011
- 29.5 1961
- 29.3 2014
- 29.0 2015@

#### Game—

- 59 vs. Indianapolis, Nov. 18, 2012
- 56 vs. Tennessee, Oct. 18, 2009
- 55 vs. N.Y. Jets, Sept. 9, 1979
- 55 vs. Pittsburgh, Nov. 3, 2013
- 52 vs. N.Y. Jets, Oct. 29, 1978
- 52 at Buffalo, Sept. 30, 2012
- 51 vs. Washington, Oct. 28, 2007
- 51 vs. Buffalo, Oct. 22, 1961
- 51 vs. Chicago, Oct. 26, 2014
- 51 vs. Jacksonville, Sept. 27, 2015

#### Quarter—

- 1st: 21 at Oakland, Dec. 14, 2008
- 21 vs. N.Y. Jets, Oct. 29, 1978
- 21 at Miami, Dec. 15, 1974
- 2nd: 35 at N.Y. Jets, Nov. 22, 2012
- 35 vs. Tennessee, Oct. 18, 2009
- 3rd: 24 vs. Miami, Dec. 14, 2014
- 22 vs. Dallas (Texans), Nov. 18, 1960
- 4th: 31 at Buffalo, Sep. 30, 2012
- 28 vs. Pittsburgh, Nov. 3, 2013
- 27 vs. Baltimore, Nov. 23, 1980

#### Game, Both Teams Combined—

- 86 NE 55, vs. PIT 31, Nov. 3, 2013
- 86 at BOS 43, OAK 43 (tie), Oct. 16, 1964
- 84 NE 46, at BAL 38, Oct. 6, 1996
- 83 NE 59, IND 24, Nov. 18, 2012
- 79 at NE 41, KC 38, Sept. 22, 2002 (ot)
- 78 NYJ 47, at BOS 31, Sept. 22, 1968

### FEWEST POINTS SCORED

#### Season—

- 143 1982 (9 games)
- 149 1970
- 141 1990
- 181 1990
- 192 1972
- 205 1992
- 211 1991

#### Game—

- 0 20 Times: Most recent: at Miami 21, Patriots 0, Dec. 10, 2006

### Game, Both Teams Combined—

- 3 at NE 3, MIA 0, Dec. 12, 1982
- 6 NYJ 6, at NE 0, Nov. 28, 1993
- IND 6, at NE 0, Dec. 6, 1992
- 7 HOU 7, at NE 0, Sept. 21, 1975
- 9 at NE 7, CIN 2, Dec. 12, 1993
- NE 6, at MIA 3, Nov. 20, 1983
- NE 6, at NYJ 3, Dec. 15, 1991

### GREATEST MARGIN OF VICTORY

#### Game—

- 59 at NE 59, TEN 0, Oct. 18, 2009
- 53 at NE 56, NYJ 3, Sept. 9, 1979
- 46 NE 56, at BUF 10, Nov. 18, 2007
- 45 at NE 52, WAS 7, Oct. 28, 2007
- 42 NE 45, NYJ 3, Dec. 6, 2010
- at BOS 45, HOU 3, Nov. 1, 1963

### GREATEST MARGIN OF DEFEAT

#### Game—

- 52 at MIA 52, NE 0, Nov. 12, 1972
- 42 at G.B. (Mil.) 45, NE 3, Oct. 9, 1988
- 38 at NYJ 45, NE 7, Sept. 26, 1993
- at CIN 45, NE 7, Dec. 20, 1970
- at MIA 41, NE 3, Oct. 17, 1971

### MOST TOUCHDOWNS

#### Season—

- 75 2007
- 67 2012
- 65 2010
- 61 2011
- 52 2015, 2014, 1980, 1961
- 50 2009

#### Game—

- 8 vs. Indianapolis, Nov. 18, 2012
- vs. Tennessee, Oct. 18, 2009
- at Buffalo, Nov. 18, 2007
- vs. N.Y. Jets, Sept. 9, 1979
- vs. N.Y. Jets, Oct. 29, 1978
- 7 Eight times: Most recent: vs. Pittsburgh, Nov. 3, 2013

### MOST NON-OFFENSIVE TOUCHDOWNS

#### Season—

- 9 2010 (4 Int, 2 KO, 1 blocked FG, 1 Fum)
- 1961 (2 Int, 2 KO, 2 blocked punts, 3 Fum)

### FEWEST TOUCHDOWNS

#### Season—

- 17 1982 (9 games)
- 18 1970
- 19 1990
- 22 1991

### MOST PATS

#### Season—

- 74 2007
- 66 2012
- 62 2010
- 59 2011

#### Season (Cont.)—

- 52 2015
- 51 2014, 1980

- 48 2004, 1961

### FEWEST PATS

#### Season—

- 15 1982 (9 games)
- 17 1970
- 19 1990, 1991
- 22 1992

### MOST FGs ATTEMPTED

#### Season—

- 41 2013, 1986
- 40 2008, 1989
- 39 1998, 1964
- 38 1963
- 37 2014, 1962

#### Game—

- 7 vs. Ind. Dec. 3, 1989
- at Cin., Nov. 16, 1969
- at Buffalo, Sept. 24, 1967
- at S.D., Sept. 20, 1964
- 6 vs. Jax, Sept. 22, 1996
- vs. Houston, Dec. 18, 1965
- vs. Denver, Oct. 4, 1964
- vs. N.Y. Jets, Sept. 27, 1964

### FEWEST FGs ATTEMPTED

#### Season—

- 13 1982 (9 games)
- 16 1972
- 17 1975, 1992
- 21 1971, 1977
- 22 1970, 1974, 1983, 1990

### MOST FGs MADE

#### Season—

- 35 2013
- 36 2008
- 35 2014
- 33 2015
- 32 1986
- 31 2004, 1998

#### Game—

- 6 at Denver, Oct. 4, 1964
- 5 vs. Cincinnati, Oct. 5, 2014
- vs. Buffalo, Nov. 14, 2004
- vs. Jax, Sept. 22, 1996
- vs. Indianapolis, Dec. 3, 1989

### FEWEST FGs MADE

#### Season—

- 9 1982 (9 gm), 1972, 1970, 1960
- 9 1983, 1975
- 11 1992

### LONGEST DRIVES

#### Most Plays—

- 19 vs. Buffalo, Nov. 9, 2008
- 19-92, 9:08, TD
- at N.Y. Jets, Sept. 15, 2002
- 19-70, 6:40, FG
- 18 at Indianapolis, Oct. 22, 2000
- 18-89, 8:43, TD
- 18 Buffalo, Dec. 13, 1981,
- 18-64, 8:05, FG

# PATRIOTS TEAM RECORDS

## FIRST DOWNS

### **MOST TOTAL FIRST DOWNS**

#### **Season—**

444 2012\*  
399 2011  
393 2007  
378 2013  
373 2009  
361 2014  
356 2008  
348 1994

#### **Game—**

35 vs. Denver, Oct. 7, 2012  
vs. Jacksonville, Sept. 27, 2015  
34 vs. Washington, Oct. 28, 2007  
33 at Indianapolis, Nov. 16, 2014  
vs. Pittsburgh, Nov. 3, 2013  
at Buffalo, Sept. 30, 2012  
at Baltimore, Sept. 23, 2012  
32 vs. Chicago, Oct. 26, 2014  
vs. San Francisco, Dec. 16, 2012  
vs. Tennessee, Oct. 18, 2009  
at Buffalo, Dec. 11, 2005

### **FEWEST TOTAL FIRST DOWNS**

#### **Season—**

146 1982 (9 games)  
166 1969  
181 1968  
184 1970  
190 1971

#### **Game—**

5 vs. N.Y. Jets, Sept. 19, 1982  
at N.Y. Jets, Nov. 22, 1970  
6 vs. N.O., Nov. 8, 1992  
at K.C., Oct. 11, 1970  
vs. K.C., Nov. 21, 1969

### **MOST RUSHING FIRST DOWNS**

#### **Season—**

181 1978\*  
151 2012  
150 1976  
145 2008  
139 1980

\*NFL Record

#### **Game—**

21 vs. Denver, Nov. 28, 1976  
19 at Buffalo, Sept. 30, 2012  
18 vs. Denver, Oct. 7, 2012  
vs. N.Y. Jets, Oct. 18, 1976  
17 at Indianapolis, Nov. 16, 2014  
vs. Buffalo, Dec. 10, 1978  
at Buffalo, Nov. 5, 1978

### **FEWEST RUSHING FIRST DOWNS**

#### **Season—**

55 1965  
63 1970  
64 1969  
65 1990  
66 1964

#### **Game—**

0 at Pittsburgh, Oct. 31, 2004  
at N.O., Nov. 30, 1986  
at Buffalo, Oct. 26, 1980  
at N.Y. Jets, Nov. 22, 1970  
1 21 times. Most recent:  
at Denver Nov. 29, 2015

### **MOST PASSING FIRST DOWNS**

#### **Season—**

262 2011  
256 2012  
243 1994, 2007  
229 2015  
228 2014  
225 2013  
222 2009  
207 1995  
206 1996

#### **Game—**

25 vs. Chicago, Oct. 26, 2014  
23 vs. San Diego, Sept. 18, 2011  
22 vs. Detroit, Nov. 23, 2014  
vs. Den., Nov. 2, 2014  
vs. San Fran., Dec. 16, 2012  
vs. Buffalo, Sept. 14, 2009  
at Cin., Sept. 18, 1994  
vs. Min., Nov. 13, 1994

### **FEWEST PASSING FIRST DOWNS**

#### **Season—**

63 1982 (nine games)  
87 1969  
94 1971, 1968  
95 1976  
98 1970

#### **Game—**

0 at Miami, Dec. 8, 1968  
at T.B., Dec. 12, 1976  
1 vs. N.O., Dec. 4, 1983  
vs. Miami, Dec. 12, 1982

### **MOST PENALTY FIRST DOWNS**

#### **Season—**

43 2013  
37 2014, 2012, 2009  
35 1986  
34 1989  
31 2015, 2004, 2000  
30 2011, 1996, 1993  
29 2005, 1998, 1965

#### **Game—**

8 at Baltimore, Sept. 23, 2012  
7 at Houston, Sept. 19, 1965  
6 vs. Kansas City, Oct. 11, 1998  
5 19 times. Most Recent:  
at Miami, Jan. 3, 2016

### **FEWEST PENALTY FIRST DOWNS**

#### **Season—**

9 1982 (nine games)  
11 1971, 1991  
14 1977, 1992  
15 1969, 1976, 1985

#### **Game—**

0 Many times. Most recent:  
at Houston, Dec. 13, 2015

### **MOST OFFENSIVE PLAYS**

#### **Game**

94 at Pittsburgh, Dec. 17, 1989  
92 vs. San Francisco, Dec. 16, 2012  
92 at Houston, Nov. 23, 2003  
89 vs. Denver, Oct. 7, 2012  
89 at Buffalo, Sept. 8, 2013

## TOTAL NET YARDS

### **MOST TOTAL NET YARDS**

#### **Season—**

6,848 2011  
6,846 2012  
6,580 2007  
6,357 2009  
6,152 2013  
5,991 2015  
5,965 1978  
5,848 2014  
5,847 2008  
5,820 2010  
5,776 1994

#### **Game—**

622 at Miami, Sept. 12, 2011  
619 vs. Tennessee, Oct. 18, 2009  
610 vs. Pittsburgh, Nov. 3, 2013  
597 vs. N.Y. Jets, Sept. 9, 1979  
580 at Buffalo, Sept. 30, 2012  
531 vs. Houston, Dec. 18, 1965  
530 at Miami, Nov. 23, 2008  
529 vs. N.Y. Jets, Oct. 29, 1978  
520 vs. San Francisco, Dec. 16, 2012

### **FEWEST TOTAL NET YARDS**

#### **Season—**

2,626 1970

### **Season (Cont.)—**

2,633 1982 (9 games)  
3,127 1968  
3,419 1969  
3,556 1971

#### **Game—**

57 vs. N.Y. Jets, Sept. 19, 1982  
80 at N.Y. Jets, Nov. 22, 1970  
82 vs. K.C., Sept. 21, 1969  
83 vs. Oakland, Oct. 22, 1967  
80 at N.Y. Jets, Nov. 22, 1970  
92 at Denver, Nov. 11, 1979

## RUSHING

### **MOST RUSHING ATTEMPTS**

#### **Season—**

671 1978  
604 1979  
603 1977  
591 1976  
588 1980, 1988  
565 1985

#### **Game—**

62 vs. Den., Nov. 28, 1976 (332 yds)  
60 at Seattle, Dec. 19, 1982 (249)  
58 vs. Ind., Dec. 26, 1993 (257)

### **Game (Cont.)—**

Four times. Most recent:  
55 vs. Seattle, Dec. 4, 1988 (171)  
54 Four Times. Most Recent:  
vs. Denver, Oct. 7, 2012

### **FEWEST RUSHING ATTEMPTS**

#### **Season—**

324 1982 (9 games)  
334 1970  
365 1960  
367 1969

### **Season (Cont.)—**

373 1965  
381 1964  
383 1990, 2015  
386 1972

#### **Game—**

6 at Pittsburgh, Oct. 31, 2004  
(5 yards)  
9 vs. Pittsburgh, Dec. 9, 2007 (22)  
vs. Denver, Nov. 17, 1996 (17)  
vs. N.Y. Jets, Oct. 25, 2015 (16)

\*NFL Record



# PATRIOTS TEAM RECORDS

## RUSHING (Cont.)

### MOST RUSHING YARDS

#### Season—

3,165 1978\*  
2,948 1976  
2,605 1983  
2,331 1985  
2,303 1977

#### Game—

332 vs. Denver, Nov. 28, 1976  
330 vs. N.Y. Jets, Oct. 18, 1976  
328 vs. N.Y. Jets, Sept. 18, 1983  
296 vs. Oakland, Oct. 3, 1976  
281 vs. Oakland, Oct. 30, 1966  
vs. Cin., Dec. 22, 1985

\*NFL Record

### FEWEST RUSHING YARDS

#### Season—

1,040 1970  
1,117 1965  
1,332 1994  
1,347 1982 (9 games)  
1,361 1964

#### Game—

2 at N.O., Nov. 30, 1986 (18 att)  
5 at Pittsburgh, Oct. 31, 2004 (6)  
8 vs. Houston, Nov. 25, 1960 (14)  
16 vs. N.Y. Jets Oct. 25, 2015 (9)  
17 vs. Denver, Nov. 17, 1996 (9)  
vs. N.Y. Jets, Oct. 12, 1986 (10)  
vs. Wash., Sept. 23, 1984 (11)  
at L.A. Chargers, Oct. 28, 1960 (24)

### MOST RUSHING TOUCHDOWNS

#### Season—

30 1978  
25 2012  
24 1976  
23 1981  
21 2008, 1974

#### Game—

4 Eight Times. Most Recent:  
at Indianapolis, Nov. 16, 2014

### FEWEST RUSHING TOUCHDOWNS

#### Season—

3 1982 (9 games)  
4 1990  
6 1997, 1992  
7 1971  
8 1968, 1965

## PASSING

### MOST PASS ATTEMPTS

#### Season—

699 1994  
686 1995  
641 2012  
629 2015  
628 2013, 1996  
612 2011  
610 1989

#### Game—

70 vs. Minn., Nov. 13, 1994\*  
65 vs. San Fran., Dec. 16, 2012  
60 at Pitt., Dec. 16, 1995  
59 vs. Denver, Oct. 8, 1995  
vs. N.O., Nov. 12, 1989  
at Buffalo Sept. 20, 2015  
58 at Seattle, Oct. 14, 2012  
57 vs. Philadelphia Dec. 6, 2015

### FEWEST PASS ATTEMPTS

#### Season—

187 1982 (9 games)  
305 1977  
309 1976  
330 1971  
338 1969

#### Game—

5 vs. Miami, Dec. 12, 1982 (2 cmp.)  
8 at Buffalo, Dec. 28, 2008 (6)  
9 vs. Miami, Nov. 9, 1969 (2)  
10 Three times. Most recent:  
vs. Seattle, Dec. 4, 1988 (5)  
11 Four Times. Most Recent:  
vs. Indianapolis, Dec. 26, 1993 (9)  
12 vs. Buffalo, Oct. 20, 1968 (4)

### MOST COMPLETIONS

#### Season—

405 1994  
404 2015  
403 2007  
402 2012, 2011  
392 2014  
390 2009  
380 2013

#### Game—

45 vs. Minn., Nov. 13, 1994\*  
39 vs. Buffalo, Sept. 14, 2009  
vs. K.C., Sept. 22, 2002  
at Pitt., Dec. 16, 1995  
38 vs. Detroit, Nov. 23, 2014  
vs. Tennessee, Oct. 18, 2009  
at Buffalo Sept. 20, 2015

36 5 Times. Most Recent:  
vs. San Fran., Dec. 16, 2012

### FEWEST COMPLETIONS

#### Season—

93 1982 (9 games)  
146 1976  
159 1971  
160 1977, 1968  
162 1969

#### Game—

2 vs. Miami, Dec. 12, 1982 (5 att.)  
vs. Miami, Nov. 9, 1969 (9)  
3 vs. N.O., Dec. 4, 1983 (10)  
at Cleveland, Nov. 21, 1982 (11)  
4 Four times. Most recent:  
vs. Buffalo, Oct. 11, 1987 (13)  
5 Seven times. Most Recent:  
vs. Seattle, Dec. 4, 1988 (10)

### MOST NET PASSING YARDS

#### Season—

5,084 2011  
4,731 2007  
4,662 2012  
4,444 1994  
4,436 2009  
4,121 2014

#### Game—

516 at Miami on Sept. 12, 2011  
466 at Buffalo, Sept. 20, 2015  
426 vs. Tenn., Oct. 18, 2009  
426 vs. Minn., Nov. 13, 1994  
425 vs. San Francisco, Dec. 16, 2012  
418 at Miami, Sept. 4, 1994  
414 vs. Miami, Nov. 23, 1998  
413 vs. Pittsburgh, Nov. 3, 2013  
410 vs. San Diego, Sept. 18, 2011

### FEWEST NET PASSING YARDS

#### Season—

1,286 1982 (9 games)  
1,586 1970  
1,746 1976  
1,765 1968  
1,887 1971

#### Game—

-4 vs. N.Y. Jets, Sept. 19, 1982  
13 vs. Miami, Dec. 12, 1982  
15 at Atlanta, Nov. 29, 1992

16 vs. N.O., Dec. 4, 1983  
at Miami, Dec. 8, 1968

### MOST TOUCHDOWN PASSES

#### Season—

50 2007  
39 2011  
37 2010  
36 2015  
34 2014, 2012  
31 1997, 1964

#### Game—

6 vs. Tennessee, Oct. 18, 2009  
at Miami, Oct. 21, 2007  
vs. N.Y. Jets, Sept. 9, 1979  
5 Seven times. Most recent:  
vs. Chicago, Oct. 26, 2014

### FEWEST TOUCHDOWN PASSES

#### Season—

7 1970  
10 1972  
11 1991  
12 1988, 1982  
13 1992, 1973

### MOST HAD INTERCEPTED

#### Season—

34 1981  
33 1968  
32 1967  
29 1965, 1963  
28 1988, 1975, 1972, 1970

#### Game—

6 at Denver, Sept. 3, 1967  
vs. Buffalo, Dec. 9, 1967  
at K.C., Oct. 11, 1970  
at S.F., Nov. 30, 1980

### FEWEST HAD INTERCEPTED

#### Season—

5 2010\*\*  
7 2015  
9 2014, 2012, 2007, 1982 (9 gms)  
11 2013, 2008  
12 2011, 2006  
13 2009, 2003, 1986, 1962  
14 2004, 2002, 1984

\*NFL Record

\*\*Tied NFL Record

# PATRIOTS TEAM RECORDS

## PASSING (Cont.)

### MOST SACKS ALLOWED

#### Season—

66	1984 (454 yards)
65	1992 (458 yards)
63	1991 (436 yards)
58	1990 (443 yards)
56	1999 (349 yards)

#### Game—

10	at Dallas, Nov. 22, 1984 (57 yds)
----	--------------------------------------

### FEWEST SACKS ALLOWED

#### Season—

14	1977 (155 yards)
15	1982 (9 games-134 yds)

#### Season (Cont.)—

18	2009 (104)
19	1976 (164 yds)
21	2007 (128 yds), 1974 (174)
22	1994 (139 yds)
23	1993 (127 yds), 1988 (160), 1962 (164 yds)

## PUNTING

### MOST PUNTS

#### Season—

103	1992
96	1968
92	1990, 1986, 1985, 1984
91	1988
90	2000, 1999

#### Game—

11	Six times, Most recent: vs. N.Y. Jets, Sept. 12, 2013
10	10 Times, Most Recent: at Denver, Nov. 29, 2015

### FEWEST PUNTS

#### Season—

45	2007
49	1982 (9 games)
50	2008
56	2004
57	2011, 2009
58	2010
61	2012, 1978, 1973

#### Game—

0	4 times, Most recent: vs. Jax., Sept. 27, 2015
1	26 times, Most Recent: at Indianapolis, Nov. 16, 2014

### MOST PUNTING YARDS

#### Season—

4,227	1992
3,953	1985
3,904	1984
3,831	1968
3,798	2000

#### Game—

514	vs. N.Y. Jets, Sept. 12, 2013 at Chicago, Sept. 15, 1985
479	at Dallas, Nov. 22, 1984
450	at Denver, Nov. 29, 2015
436	at Oakland, Oct. 6, 1968
429	at Oakland, Nov. 1, 1981

### FEWEST PUNTING YARDS

#### Season—

1,821	2007
2,137	1978
2,140	1982 (9 games)
2,200	2008
2,221	2009
2,297	1973

#### Game—

0	4 times, Most recent:
---	-----------------------

vs. Jax., Sept. 27, 2015

### HIGHEST PUNTING AVERAGE

#### Season—

46.5	2011
46.0	2015
45.8	2013
45.7	2014
45.2	1997
44.6	2005, 1983

#### Game (4 Punts Min.)—

55.6	at Indianapolis, Sept. 7, 1997 (5)
54.3	at Detroit, Sept. 25, 1994 (4)
52.6	at N.Y. Jets, Dec. 21, 2014 (5)
52.5	vs. Miami, Oct. 27, 2012 (4)
52.3	vs. Miami, Dec. 24, 2011 (6)
51.9	at Denver, Oct. 6, 1997 (7)
51.6	at Denver, Oct. 16, 2005 (7)
51.3	vs. N.Y. Jets, Oct. 9, 2011 (4)
	vs. S.D., Aug. 31, 1995 (4)
51.2	vs. Ind., Nov. 30, 1997 (5) at Buff., Nov. 3, 1991 (5)

### LOWEST PUNTING AVERAGE

#### Season—

34.6	1977
35.0	1978
35.8	1960
36.2	1979, 1974
36.5	1966

## PUNT RETURNS

### MOST PUNT RETURNS

#### Season—

60	1980
52	1996
51	1993
50	2003
48	1999, 1984, 1976
47	2015, 1978

#### Game—

10	at Pittsburgh, Dec. 5, 1993
7	at Green Bay, Nov. 19, 2006 vs. N.Y. Jets, Dec. 10, 1995 vs. Green Bay, Oct. 2, 1994 at Dallas, Nov. 22, 1984 vs. Miami, Oct. 12, 1980 vs. Houston, Nov. 5, 1967
6	21 Times, Most Recent: vs. N.Y. Jets, Sept. 12, 2013

### FEWEST PUNT RETURNS

#### Season—

16	1982 (9 games)
17	1972
23	1969
24	1966
25	1987

### MOST PUNT RETURN YARDS

#### Season—

628	1976
588	1996
562	2000
533	1974
530	1985

#### Game—

167	vs. Buffalo, Nov. 7, 1976
139	at Buffalo, Nov. 20, 1977

### FEWEST PUNT RETURN YARDS

#### Season—

37	1972
134	1990
138	1962
139	1982
143	1966

### HIGHEST PUNT RETURN AVG.

#### Season—

13.4	2010
13.3	2001, 1974
13.1	1976
13.0	1961
12.6	1985
12.5	2000
12.0	2012, 1998

### LOWEST PUNT RETURN AVG.

#### Season—

2.2	1972
4.6	1990
5.3	1968, 1962
5.6	1965
5.8	2004, 1971

### MOST PUNT RETURN TOUCHDOWNS

#### Season—

2	2001, 1985, 1976
---	------------------

#### Game—

1	vs. Denver, Nov. 2, 2014 vs. Indianapolis, Nov. 18, 2012 vs. Kansas City, Nov. 21, 2011 vs. Miami, Jan. 2, 2011 at Carolina, Jan. 6, 2002 vs. Cleveland, Dec. 9, 2001 vs. Tampa Bay, Sept. 3, 2000 at N.Y. Giants, Dec. 21, 1996 vs. Atlanta, Nov. 2, 1986 vs. Indianapolis, Nov. 10, 1985 at Buffalo, Sept. 22, 1985 vs. N.Y. Jets, Nov. 2, 1980 vs. Baltimore, Nov. 18, 1979 vs. Denver, Nov. 28, 1976 vs. Buffalo, Nov. 7, 1976
---	--

# PATRIOTS TEAM RECORDS

## KICKOFF RETURNS

### MOST KICKOFF RETURNS

#### Season—

77 1990  
75 2002, 1995  
73 1967  
71 1968  
70 2005

#### Game—

10 vs. Buffalo, Dec. 9, 1967  
9 at Dallas, Oct. 24, 1971  
vs. N.Y. Jets, Sept. 22, 1968  
vs. Oakland, Oct. 16, 1964

### FEWEST KICKOFF RETURNS

#### Season—

25 2015  
28 1982 (9 games)  
31 2014  
38 2012  
39 2013, 1977  
46 2011, 1976  
47 1993

#### Game—

0 18 Times. Most Recent:  
at Dallas, Jan. 3, 2016

### MOST KICKOFF RETURN YARDS

#### Season—

1,771 2002  
1,691 1995  
1,562 2008  
1,553 2006  
1,520 1975

#### Game—

248 vs. Miami, Sept. 21, 2008  
245 at Dallas, Oct. 24, 1971  
230 at Balt., Dec. 21, 1975  
229 at Indianapolis, Nov. 30, 2003  
226 at Houston, Dec. 18, 1960  
222 vs. N.Y. Jets, Oct. 21, 2012  
220 vs. Tennessee, Oct. 5, 2003  
vs. N.Y. Jets, Dec. 22, 2002

### FEWEST KICKOFF RETURN YARDS

#### Season—

469 2015  
646 1982 (9 games)  
693 2014  
807 2012  
819 1993  
901 1987 (15 games)  
935 2013

#### Game—

0 14 Times. Most Recent:  
at Denver, Nov. 29, 2015

### HIGHEST KICKOFF RETURN AVG.

#### Season—

26.9 1977  
26.8 2006  
25.2 2008, 2007, 1997  
24.2 1999

### LOWEST KICKOFF RETURN AVG.

#### Season—

17.4 1993  
17.8 1994  
18.1 1990  
18.3 1981

### MOST KICKOFF RETURN TOUCHDOWNS

#### Season—

3 1977  
2 2010, 2007, 2002, 1961

#### Game—

1 25 times. Most recent:  
vs. N.Y. Jets, Oct. 21, 2012

## PENALTIES

### MOST PENALTIES

#### Season—

120 2014  
114 1985  
112 1977  
111 2003, 1992  
110 2005  
108 2002, 1998

#### Game—

15 at Minnesota, Sept. 14, 2014  
vs. Indianapolis, Sept. 19, 1999  
14 Five times. most recent:  
at Denver, Nov. 3, 2003

### FEWEST PENALTIES

#### Season—

50 1973  
51 1964  
52 1982 (9 games), 1962  
57 2008  
58 1965

#### Game—

0 at Houston, Dec. 1, 2013  
at Cincinnati, Oct. 6, 2013  
at New Orleans, Nov. 30, 2009  
vs. St. Louis, Oct. 26, 2008  
at Kansas City, Nov. 17, 1968  
1 27 times. Most recent:  
vs. Jacksonville, Sept. 27, 2015

### MOST PENALTY YARDS

#### Season—

1,080 2014  
1,051 1992  
998 2003  
940 2006  
931 1977  
921 2005

#### Game—

163 at Minnesota, Sept. 14, 2014  
146 at Indianapolis, Nov. 4, 2007  
139 vs. Buffalo, Nov. 6, 1983  
135 at Indianapolis, Sept. 19, 1999

133 at Cin., Dec. 20, 1992

### FEWEST PENALTY YARDS

#### Season—

412 1982 (9 games)  
447 1964  
456 1962  
468 1993  
501 2008  
506 1987

#### Game—

0 at Houston, Dec. 1, 2013  
at Cincinnati, Oct. 6, 2013  
at New Orleans, Nov. 30, 2009  
vs. St. Louis, Oct. 26, 2008  
at Kansas City, Nov. 17, 1968  
vs. N.Y. Jets, Nov. 19, 1967  
2 at Miami, Dec. 15, 2013  
5 13 Times. Most Recent:  
vs. Buffalo, Sept. 10, 2006

## FUMBLES

### MOST FUMBLES

#### Season—

51 1973  
47 1983  
43 1992, 1975  
37 1985, 1967  
36 1987, 1962, 1960

#### Game—

8 vs. Baltimore, Oct. 7, 1973  
11 times. Most Recent:  
vs. Denver, Nov. 24, 2013

### FEWEST FUMBLES

#### Season—

9 2010  
13 2014, 2011  
14 2015, 2012, 2007  
15 1969  
16 1982 (9 games)  
17 2009, 2008, 1997  
18 1970

#### Game—

0 Many times. Most recent:  
at N.Y. Jets, Dec. 27, 2015

### MOST TOTAL RECOVERED

#### Season—

46 1983  
44 1987, 1973

#### Season (Cont.)—

39 1976  
37 1991, 1975

#### Game—

8 at Pitt., Sept. 26, 1976  
7 at LA Rams, Dec. 11, 1983

### FEWEST TOTAL RECOVERED

#### Season—

8 1982 (9 games)  
12 2000  
15 2008, 2005, 1999, 1988  
16 2015, 2007

### MOST RETURNED FOR A TD

#### Season—

4 2012  
3 2007, 2004, 1985, 1961  
2 2014, 1999, 1996, 1995,  
1992, 1986, 1980, 1973

#### Game—

2 at N.Y. Jets, Nov. 22, 2012  
2 at San Diego, Dec. 1, 1996  
2 vs. Baltimore, Nov. 23, 1980

### MOST OWN RECOVERED

#### Season—

27 1983  
26 1973

#### Game—

5 at Buffalo, Dec. 17, 2000  
at Wash., Oct. 25, 1981  
vs. Baltimore, Oct. 7, 1973

### FEWEST OWN RECOVERED

#### Season—

4 2010  
5 1970, 1969  
7 2015, 2012, 2008  
8 2011, 2009, 2007, 1982 (9 games), 1971, 1968

### MOST OPPONENT RECOVERED

#### Season—

27 1976  
24 1985  
23 1979

#### Game—

6 at L.A. Rams, Dec. 11, 1983  
at Pitt., Sept. 26, 1976  
5 at N.O., Nov. 30, 1986  
vs. Denver, Nov. 6, 1966

### FEWEST OPPONENT RECOVERED

#### Season—

7 1998  
8 2008, 2005, 1984  
9 2014, 1993, 1965  
10 2009, 1980, 1977, 1962

# PATRIOTS TEAM RECORDS

## DEFENSE – NET YARDS ALLOWED

### MOST NET YARDS ALLOWED

**Season—**  
6,577 2011  
5,972 2012  
5,969 2013  
5,864 2010  
5,827 1981  
5,764 1995  
5,697 1990  
5,644 1989  
5,576 1983

### Game—

584 vs. Cin., Dec. 7, 1986  
552 vs. Miami, Oct. 21, 1984  
540 vs. Houston, Oct. 13, 1961  
528 at N.Y. Jets, Dec. 17, 1966  
525 at Miami, Sept. 4, 1994  
514 at Phila., Nov. 4, 1990

### FEWEST NET YARDS ALLOWED

**Season—**  
2,808 1982 (9 games)  
3,638 1977

### Season (Cont.)—

3,834 1963  
4,022 1976  
4,067 1974

### Game—

65 vs. Seattle, Dec. 4, 1988  
86 vs. Balt., Oct. 23, 1977  
88 vs. Miami, Oct. 12, 1980  
94 vs. Ind., Nov. 6, 1992

## SCORING ALLOWED

### MOST POINTS ALLOWED

**Season—**  
446 1972, 1990  
406 1968  
391 1989  
389 1967  
377 1995

### Game—

52 at Miami, Nov. 12, 1972  
48 at Phila., Nov. 4, 1990  
48 at N.Y. Jets, Oct. 27, 1968

### Game (Cont.)—

47 vs. N.Y. Jets, Sept. 22, 1968  
vs. Oakland, Oct. 22, 1967  
45 at N.Y. Jets, Sept. 26, 1993

### FEWEST POINTS ALLOWED

**Season (Points)—**  
157 1982 (9 games)  
217 1977  
236 1976  
237 2006  
238 2003

### Season (Average)—

14.8 2006  
14.9 2003  
15.5 1977  
16.3 2004  
16.9 1976

### Game—

0 25 times, Most recent:  
vs. Mia, Dec. 30, 2012 (28-0)

## RUSHING ALLOWED

### MOST RUSHES AGAINST

**Season—**  
644 1981  
565 1990  
560 1973  
555 1975

### Game—

58 vs. N.Y. Jets, Oct. 14, 1973  
54 vs. Clev., Oct. 4, 1987  
vs. St. Louis, Dec. 2, 1984  
vs. Wash., Sept. 23, 1984  
vs. N.Y. Jets, Oct. 15, 1972

### FEWEST RUSHES AGAINST

**Season—**  
310 1963  
315 1982 (9 games)  
350 1961  
356 1964

### Game—

9 at N.Y. Jets, Sept. 15, 2002  
10 at N.Y. Jets, Dec. 26, 2005  
at Oakland, Dec. 9, 1961

### Game (Cont.)—

10 at Oakland, Sept. 22, 1963  
11 vs. Jacksonville, Sept. 22, 1996  
vs. Kansas City, Oct. 11, 1998

### MOST RUSHING YARDS ALLOWED

**Season—**  
2,950 1981  
2,850 1973  
2,717 1972  
2,676 1990

### Game—

360 vs. Buffalo, Sept. 16, 1973  
349 vs. Buffalo, Dec. 14, 1975

### FEWEST RUSHING YARDS ALLOWED

**Season—**  
1,041 1961  
1,108 1963  
1,135 1966  
1,143 1964

### Game—

2 at S.D., Dec. 17, 1961  
14 vs. K.C., Oct. 11, 1998

### Game (Cont.)—

14 at Buffalo, Dec. 11, 2005  
15 vs. Miami, Oct. 29, 2015  
19 vs. Houston, Nov. 1, 1963  
at Indianapolis, Nov. 16, 2014

### MOST RUSHING TOUCHDOWNS ALLOWED

#### Season—

29 1990  
27 1972  
22 1979, 1968  
21 1960

#### Game—

6 at N.Y. Jets, Oct. 27, 1968  
5 at N.Y. Jets, Sept. 23, 1993  
at G.B. (Mil.), Oct. 9, 1988

### FEWEST RUSHING TOUCHDOWNS ALLOWED

#### Season

5 1991  
6 2014, 2009, 1999  
7 2007, 2001, 1966  
8 2015, 2008, 1998, 1977

## PASSING ALLOWED

### MOST ATTEMPTS AGAINST

**Season—**  
619 2011, 1997  
618 2003  
611 2010  
596 2015, 1996  
594 2012

### Game—

63 vs. Minn., Oct. 20, 1991  
61 vs. Minn., Dec. 16, 1979  
60 vs. Miami, Nov. 23, 1997  
59 vs. N.Y. Giants, Oct. 12, 2003

### FEWEST ATTEMPTS AGAINST

**Season—**  
240 1973  
267 1982 (9 games)  
326 1972  
334 1970

### Game—

7 at Buffalo, Dec. 9, 1973  
vs. N.Y. Jets, Oct. 14, 1973

### Game (Cont.)—

9 vs. N.Y. Jets, Oct. 15, 1972

### MOST COMPLETIONS ALLOWED

**Season—**  
388 2010  
386 2011  
369 2012  
368 1997  
361, 2015  
342 2014, 1995  
336 2013, 1998

### Game—

38 vs. Indy, Nov. 21, 2010  
vs. Miami, Nov. 23, 1997  
36 at Pittsburgh, Oct. 30, 2011  
at Indy, Oct. 20, 1996  
35 at Denver, Oct. 11, 2009  
vs. N.Y. Giants, Oct. 12, 2003  
vs. Minn., Oct. 20, 1991  
vs. Minn., Dec. 16, 1979

### FEWEST COMPLETIONS ALLOWED

#### Season—

134 1973  
142 1982 (9 games)  
170 1971  
175 1972

#### Game—

1 vs. N.Y. Jets, Oct. 14, 1973  
2 vs. Tennessee, Oct. 18, 2009  
at Buffalo, Dec. 9, 1973

### MOST NET PASSING YARDS ALLOWED

#### Season—

4,703 2011  
4,342 2012  
4,209 2015  
4,136 2010  
4,119 2014  
3,886 1995

# PATRIOTS TEAM RECORDS

## PASSING ALLOWED (Cont.)

### **MOST NET PASSING YARDS ALLOWED**

#### **Game—**

456 at Miami, Sept. 4, 1994

### **FEWEST NET PASSING YARDS ALLOWED**

#### **Season—**

1,338 1973  
1,519 1982 (9 games)  
2,033 1977  
2,154 1971

#### **Game—**

-7 vs. Tennessee, Oct. 18, 2009  
0 vs. N.Y. Jets, Oct. 14, 1973  
8 vs. N.Y. Jets, Oct. 10, 1971

### **MOST TD PASSES ALLOWED**

#### **Season—**

29 1995  
28 1980, 1967  
27 2012, 2008, 1989, 1961

#### **Game—**

5 at New Orleans, Nov. 30, 2009  
at Miami, Sept. 4, 1994  
vs. Oakland, Oct. 22, 1967  
vs. K.C., Sept. 25, 1966

### **FEWEST TD PASSES ALLOWED**

#### **Season—**

9 1982 (9 games)  
10 2006  
11 2003, 1973  
13 1988, 1979  
14 1997, 1985

### **MOST SACKS RECORDED (Sacks by Patriots defense)**

#### **Season—**

66 1963 (626 yards)  
58 1977 (471 yards)  
57 1979 (512 yards)  
56 1963 (526 yards)  
55 1984 (452 yards)

#### **Game—**

11 at Oak. Sept. 22, 1963 (100 yds)  
9 Five times, most recent:  
at Atlanta, Nov. 4, 2001 (47 yds)

### **FEWEST SACKS RECORDED**

#### **Season—**

15 1972 (101 yards)  
20 1982 (9 games-172 yds)  
1981 (175 yards)  
1992 (114 yards)

## FIRST DOWNS ALLOWED

### **MOST TOTAL ALLOWED**

#### **Season—**

370 2011  
348 2010  
340 2012  
338 2013  
329 2014  
328 1981  
326 2000, 1983  
322 1997

#### **Game—**

35 vs. Buffalo, Nov. 11, 2012  
33 vs. Miami, Nov. 23, 1997  
vs. Miami, Oct. 21, 1984  
30 at Pitt., Sept. 25, 1983  
vs. N.Y. Jets, Sept. 19, 1982  
vs. Minn., Dec. 16, 1979

### **FEWEST TOTAL ALLOWED**

#### **Season—**

185 1982 (9 games)  
215 1977, 1973  
219 1967  
220 1962

#### **Game—**

2 vs. Seattle, Dec. 4, 1988  
5 at Green Bay, Nov. 19, 2006  
vs. Indianapolis, Nov. 11, 1990  
at Chicago, Oct. 14, 1979  
at N. Y. Jets, Nov. 22, 1970

### **MOST RUSHING**

#### **Season—**

160 1981  
151 1990  
143 1972  
142 1973, 1969

#### **Game—**

20 vs. N.Y. Jets, Sept. 19, 1982  
vs. Buffalo, Dec. 14, 1975  
19 vs. N.Y. Jets, Oct. 15, 1972

### **FEWEST RUSHING**

#### **Season—**

59 1963  
61 1967  
63 1964  
67 2006

#### **Game—**

0 Six Times. Most Recent:  
vs. N.Y. Jets, Sept. 17, 2006

### **MOST PASSING**

#### **Season—**

245 2011  
226 2010  
208 2013, 1998  
207 2012  
204 2015  
199 1991  
196 2014  
193 2009  
184 2000

#### **Game—**

23 at Pittsburgh, Oct. 30, 2011  
22 at Pittsburgh, Nov. 14, 2010  
vs. Indianapolis, Nov. 21, 2010  
21 Six Times. Most Recent:  
vs. Indianapolis, Dec. 4, 2011  
20 Five Times. Most Recent:  
vs. Denver, Nov. 2, 2014  
19 Six Times. Most Recent:  
vs. NYJ, Oct. 25, 2015

### **FEWEST PASSING**

#### **Season—**

67 1973  
88 1982 (9 games)  
105 1970  
111 1971, 1977

#### **Game—**

1 vs. Tennessee, Oct. 18, 2009  
vs. N.Y. Jets, Oct. 14, 1973  
2 Nine Times. Most recent:  
vs. Seattle, Dec. 4, 1988



# PATRIOTS TEAM RECORDS

## INTERCEPTIONS BY PATRIOTS

### MOST INTERCEPTIONS

#### Season—

- 31 1964
- 29 2003, 1963
- 25 2010, 1962, 1960
- 24 1998, 1980, 1974

#### Game—

- 7 at N.Y. Jets, Nov. 21, 1976
- 6 vs. N.Y. Jets, Sept. 27, 1964
- vs. Houston, Nov. 1, 1963

### FEWEST INTERCEPTIONS

#### Season—

- 8 1970
- 10 2005, 2000, 1972
- 12 1991, 1982
- 13 1993, 1975, 1973

### MOST INT RETURN YARDS

#### Season—

- 645 1963
- 505 1976
- 427 1985, 1964
- 422 2001

#### Game—

- 204 vs. Houston, Nov. 1, 1963
- 166 vs. Indianapolis, Nov. 18, 2012
- 160 vs. Miami, Nov. 23, 1997
- 145 at N.Y. Jets, Nov. 21, 1976

### FEWEST INT RETURN YARDS

#### Season—

- 85 2005
- 93 1991
- 104 2008
- 105 1973

### MOST INT RETURN TOUCHDOWNS

#### Season—

- 5 2003, 2001
- 4 1997, 2010
- 3 2009, 2007, 2002, 1998, 1992, 1976, 1963, 1962

#### Game—

- 2 Nine times. Most Recent: vs. Indianapolis, Nov. 18, 2012

### FEWEST INT RETURN TOUCHDOWNS

#### Season—

- 0 18 times. Most Recent: 2014

## TAKEAWAYS BY PATRIOTS

### MOST TAKEAWAYS

#### Season—

- 50 1976  
(23 int, 27 fumbles)
- 48 1964  
(31 int, 17 fumbles)
- 47 1985  
(23 int, 24 fumbles)
- 45 1960  
(25 int, 20 fumbles)
- 43 1979  
(20 int, 23 fumbles)
- 1978  
(22 int, 21 fumbles)
- 42 1987  
(21 int, 21 fumbles)
- 1963  
(29 int, 13 fumbles)
- 1961  
(22 int, 20 fumbles)

#### Game—

- 10 at N.Y. Jets, Nov. 21, 1976  
(7 int, 3 fumbles)
- 8 vs. Houston, Nov. 1, 1963  
(6 int, 2 fumbles)
- 8 vs. Buffalo, Nov. 7, 1976  
(4 int, 4 fumbles)
- 7 at Buffalo on Dec. 26, 2010  
(3 int, 4 fumbles)
- 7 at LA Rams, Dec. 11, 1983  
(1 int, 6 fumbles)
- 7 vs. Denver, Nov. 6, 1966  
(2 int, 5 fumbles)
- 7 vs. N.Y. Jets, Sept. 27, 1964  
(6 int, 1 fumbles)

### HIGHEST TURNOVER DIFFERENTIAL

#### Season—

- +28 2010  
(38 forced turnovers, 10 turnovers)
- +25 2012  
(41 forced turnovers, 16 turnovers)
- +17 2011  
(34 forced turnovers, 17 turnovers)
- +17 2003  
(41 forced turnovers, 24 turnovers)

## MISCELLANEOUS SCORING

### DEFENSIVE TOUCHDOWNS

#### Season—

- 6 2007  
(3 int returns, 3 fumble returns)
- 2003  
(5 int returns, 1 fumble return)
- 5 2012  
(2 int returns, 3 fumble returns)
- 2010  
(4 int returns, 1 fumble return)
- 2001  
(5 int returns)
- 1992  
(3 int returns, 2 fumble returns)
- 1961  
(2 int returns, 3 fumble returns)

### NON OFFENSIVE TOUCHDOWNS

#### Season—

- 9 2010  
(4 int returns, 2 KO returns, 1 punt return, 1 blocked FG return, 1 fumble return)
- 1961  
(2 int returns, 2 KO returns, 2 blocked punt returns, 3 fumble returns)

# PATRIOTS NFL RECORDS

## CONSECUTIVE RECORDS

### CONSECUTIVE VICTORIES (INCLUDING PLAYOFFS)

21 Oct. 5, 2003 to Oct. 24, 2004

### CONSECUTIVE OVERTIME VICTORIES

8 Dec. 17, 2000 to Nov. 23, 2003

### CONSECUTIVE PLAYOFF VICTORIES

10 Jan. 19, 2002 to Jan. 7, 2006

\*\*Tied NFL Record

### CONSECUTIVE ATTEMPTS NONE INTERCEPTED

358 Tom Brady (10/17/10-9/12/11)

### CONSECUTIVE ATT. WITHOUT INT. TO START CAREER

162 Tom Brady (11/23/00 to 10/28/01)

## VICTORIES/SCORING

### MOST VICTORIES

Season —  
16 2007

### MOST CONSECUTIVE VICTORIES

Single Season —  
16 2007

### MOST CONSECUTIVE VICTORIES TO START A SEASON

16 2007

\*\*Tied NFL Record since AFL-NFL merger

### MOST CONSECUTIVE VICTORIES TO END A SEASON

16 2007

### MOST POINTS IN A SHUTOUT VICTORY

59 vs. Tennessee, Oct. 18, 2009\*\*

## PASSING

### MOST PASS ATTEMPTS

Game —  
70 Drew Bledsoe vs. Minnesota, Nov. 13, 1994

### MOST ATTEMPTS, NO INTERCEPTIONS

Game —  
70 Drew Bledsoe vs. Minnesota, Nov. 13, 1994

### MOST PASS COMPLETIONS

Game —  
45 Drew Bledsoe vs. Minnesota, Nov. 13, 1994

### LONGEST PASS COMPLETION

99t Tom Brady at Miami, Sept. 12, 2011 (to Wes Welker)\*\*

### MOST TOUCHDOWN PASSES

Quarter —  
5 Tom Brady vs. Tennessee, Oct. 18, 2009 (2nd Qtr)

### FEWEST PASSES INTERCEPTED

Season —  
5 2010\*\*

\*\*Tied NFL Record

## RUSHING

### MOST RUSHING FIRST DOWNS

Season —  
181 1978

### MOST RUSHING YARDS

Season —  
3,165 1978

## RECEIVING

### MOST RECEIVING YARDS

Longest Reception —  
99t Wes Welker at Miami, Sept. 12, 2011\*\*

### MOST TOUCHDOWN RECEPTIONS

Season —  
23 Randy Moss, 2007  
Quarter —  
3 Randy Moss, 2007

### MOST TOUCHDOWN RECEPTIONS BY A TIGHT END

Season —  
17 Rob Gronkowski, 2011

### MOST TOUCHDOWNS BY A TIGHT END

Season —  
18 Rob Gronkowski, 2011

### MOST GAMES WITH TWO OR MORE TOUCHDOWN RECEPTIONS

Season —  
8 Randy Moss, 2007

\*\*Tied NFL Record

## OFFENSE/DEFENSE/TEAM

### MOST OPPONENT FUMBLE RECOVERIES

Game —  
3 Steve Nelson vs. Philadelphia, Oct. 8, 1978

### FEWEST TURNOVERS

Season —  
10 2010\*\*

### MOST FIRST DOWNS

Season —  
444 2012

### MOST OFFENSIVE PLAYS FROM SCRIMMAGE (TOP 3)

Season —  
1,199 (1994)  
1,191 (2012)  
1,187 (1995)

\*\*Tied NFL Record

# PLAYOFF HISTORY



# PATRIOTS PLAYOFF RESULTS

## ALL-TIME PLAYOFF RESULTS

The Patriots have played in 47 playoff games during their 56-year history, compiling an overall playoff record of 29-18. The Patriots won an NFL-record 10 consecutive playoff games from the 2001 season to the 2005 season. Since Robert Kraft purchased the Patriots in 1994, the team is 25-12 in the playoffs, and its 25 playoff victories are the most in the NFL over that span.

ALL-TIME PLAYOFF RESULTS (29-18)					PATRIOTS PLAYOFF SEASONS (23)		
Date	Round	Opponent	W/L	Score	Year	How Qualified	Record
12/28/63	AFL Divisional	at Buffalo	W	26-8	1963	Div. Champions	1-1
01/05/64	AFL Championship	at San Diego	L	10-51	1976	Wild Card	0-1
12/18/76	AFC Divisional	at Oakland	L	21-24	1978	Div. Champions	0-1
12/31/78	AFC Divisional	Houston	L	14-31	1982*	16-Team Format	0-1
01/08/83	First Round Playoff	at Miami	L	13-28	1985	Wild Card	3-1
12/28/85	AFC Wild Card	at N.Y. Jets	W	26-14	1986	Div. Champions	0-1
01/05/86	AFC Divisional	at L.A. Raiders	W	27-20	1994	Wild Card	0-1
01/12/86	AFC Championship	at Miami	W	31-14	1996	Div. Champions	1-1
01/26/86	Super Bowl XX	Chicago	W	10-46	1997	Div. Champions	2-1
01/04/87	AFC Divisional	at Denver	L	17-22	1998	Wild Card	0-1
01/01/95	AFC Wild Card	at Cleveland	L	13-20	2001	Div. Champions	3-0
01/05/97	AFC Divisional	Pittsburgh	W	28-3	2003	Div. Champions	3-0
01/12/97	AFC Championship	Jacksonville	W	20-6	2004	Div. Champions	3-0
01/26/97	Super Bowl XXXI	* Green Bay	L	21-35	2005	Div. Champions	1-1
12/28/97	AFC Wild Card	Miami	W	17-3	2006	Div. Champions	2-1
01/03/98	AFC Divisional	at Pittsburgh	L	6-7	2007	Div. Champions	2-1
01/03/99	AFC Wild Card	at Jacksonville	L	10-25	2009	Div. Champions	0-1
01/19/02	AFC Divisional	Oakland	W	16-13	2010	Div. Champions	0-1
01/27/02	AFC Championship	at Pittsburgh	W	24-17	2011	Div. Champions	2-1
02/03/02	Super Bowl XXXVI	* St. Louis	W	20-17	2012	Div. Champions	1-1
01/10/04	AFC Divisional	Tennessee	W	17-14	2013	Div. Champions	1-1
01/18/04	AFC Championship	Indianapolis	W	24-14	2014	Div. Champions	1-1
02/01/04	Super Bowl XXXVIII	* Carolina	W	32-29	2015	Div. Champions	3-0
01/16/05	AFC Divisional	Indianapolis	W	20-3			
01/23/05	AFC Championship	at Pittsburgh	W	41-27			
02/06/05	Super Bowl XXXIX	* Philadelphia	W	24-21			
01/07/06	AFC Wild Card	Jacksonville	W	28-3			
01/14/06	AFC Divisional	at Denver	L	13-27			
01/07/07	AFC Wild Card	N.Y. Jets	W	37-16			
01/14/07	AFC Divisional	at San Diego	W	24-21			
01/21/07	AFC Championship	at Indianapolis	L	34-38			
01/12/08	AFC Divisional	Jacksonville	W	31-20			
01/20/08	AFC Championship	San Diego	W	21-12			
02/03/08	Super Bowl XLII	* N.Y. Giants	L	14-17			
01/10/10	AFC Wild Card	Baltimore	L	14-33			
01/16/11	AFC Divisional	N.Y. Jets	L	21-28			
01/14/12	AFC Divisional	Denver	W	45-10			
01/22/12	AFC Championship	Baltimore	W	23-20			
02/05/12	Super Bowl XLVI	* N.Y. Giants	L	17-21			
01/13/13	AFC Divisional	Houston	W	41-28			
01/20/13	AFC Championship	Baltimore	L	13-28			
01/11/14	AFC Divisional	Indianapolis	W	43-22			
01/19/14	AFC Championship	at Denver	L	16-26			
01/10/15	AFC Divisional	Baltimore	W	35-31			
01/18/15	AFC Championship	Indianapolis	W	45-7			
02/01/15	Super Bowl XLIX	* Seattle	W	28-24			
01/16/15	AFC Divisional	Kansas City	W	27-20			

\* Neutral site Super Bowls

The Patriots are 18-4 at home in the playoffs in their history. Twenty-one of the franchise's 22 home playoff games have been played since Robert Kraft bought the team in 1994.

## NFL'S LONGEST HOME PLAYOFF WINNING STREAKS

Team	Win Streak	Seasons
Green Bay Packers	13	1939-2001
<b>New England Patriots</b>	<b>11</b>	<b>1996-2008</b>
Buffalo Bills	9	1988-1995
Washington Redskins	8	1942-1983

## PATRIOTS SUPER BOWL RINGS



Super Bowl XXXVI



Super Bowl XXXVIII



Super Bowl XXXIX



Super Bowl XLIX



# INDIVIDUAL PLAYOFF RECORDS

## PLAYOFF SERVICE

### GAMES PLAYED

#### Career—

- 30 Tom Brady (2001, 03, 04, 05, 06, 07, 09, 10, 11, 12, 13, 14, 15)
- 22 Teddy Bruschi (1996, 97, 98, 2001, 03, 04, 05, 06, 07)
- 21 Vince Wilfork (2004, 05, 06, 07, 09, 10, 11, 12, 14)
- 20 Troy Brown (1994, 96, 97, 98, 2001, 03, 04, 05, 06)
- 20 Matt Light (2001, 03, 04, 06, 07, 09, 10, 11)
- 19 Kevin Faulk (2001, 03, 04, 05, 06, 07, 09, 11)
- 18 Willie McGinest (1994, 96, 97, 98, 2001, 03, 04, 05)
- 18 Stephen Gostkowski (2006, 07, 09, 11, 12, 13, 14, 15)
- 17 Larry Izzo (2001, 03, 04, 05, 06, 07)
- 17 Logan Mankins (2005, 06, 07, 09, 10, 11, 12, 13)
- 17 Adam Vinatieri (1996, 97, 98, 2001, 03, 04, 05)
- 17 Mike Vrabel (2001, 03, 04, 05, 06, 07)

## PLAYOFF SCORING

### POINTS

#### Career—

- 126 Stephen Gostkowski (22 FGs, 60 PAT kicks)
- 117 Adam Vinatieri (26 FGs, 39 PAT kicks)
- 48 Rob Gronkowski (8 rec. TD)
- 42 LeGarrette Blount (7 rush TD)
- 42 David Givens (7 rec. TD)
- 39 Tony Franklin (9 FGs, 12 PAT kicks)
- 30 Deion Branch (4 rec. TD, 1 rush TD)
- 30 Curtis Martin (5 rush TD)

#### Game—

- 24 LeGarrette Blount vs. Indianapolis, Jan. 11, 2014 (4 rush TD)
- 18 LeGarrette Blount vs. Indianapolis, Jan. 18, 2015 (3 rush TD)
- 18 Rob Gronkowski vs. Denver, Jan. 14, 2012 (3 rec. TD)
- 18 Curtis Martin vs. Pitt., Jan. 5, 1997 (3 rush TD)
- 18 Shane Vereen vs. Hou., Jan. 13, 2013 (2 rec. TD, 1 rush TD)
- 16 Adam Vinatieri vs. Indianapolis, Jan. 18, 2004 (5 FG, 1 PAT)
- 14 Gino Cappelletti at Buffalo, Dec. 28, 1963 (4 FG, 2 PAT)
- 14 Tony Franklin at N.Y. Jets, Dec. 28, 1985 (4 FG, 2 PAT)
- 14 Stevan Ridley vs. Indianapolis, Jan. 11, 2014 (2 rush TD, 1 2-pt)

### TOUCHDOWNS

#### Career—

- 8 Rob Gronkowski (9 games) (8 rec. TD)
- 7 LeGarrette Blount (5 games) (7 rush TD)
- 7 David Givens (8 games) (7 rec. TD)
- 6 Tom Brady (30 games) (6 rush TD)
- 5 Deion Branch (12 games) (4 rec. TD, 1 rush TD)
- 5 Curtis Martin (3 games) (5 rush TD)
- 4 Corey Dillon (8 games) (4 rush TD)
- 4 Wes Welker (9 games) (4 rec. TD)

#### Game—

- 4 LeGarrette Blount vs. Indianapolis, Jan. 11, 2014 (4 rush TD)

## TOUCHDOWNS (Cont.)

- 3 LeGarrette Blount vs. Indianapolis, Jan. 18, 2015 (3 rush TD)
- 3 Shane Vereen vs. Hou., Jan. 13, 2013 (2 rec. TD, 1 rush TD)
- 3 Rob Gronkowski vs. Den., Jan. 14, 2012 (3 rec. TD)
- 3 Curtis Martin vs. Pitt., Jan. 5, 1997 (3 rush TD)
- 2 Danny Amendola vs. Bal., Jan. 10, 2015 (2 rec. TD)
- 2 Stevan Ridley vs. Indianapolis, Jan. 11, 2014 (2 rush TD)
- 2 Julian Edelman vs. Baltimore, Jan. 10, 2010 (2 rec. TD)
- 2 Benjamin Watson vs. Jax, Jan. 12, 2008 (2 rec. TD)
- 2 Deion Branch at Pitt., Jan. 23, 2005 (1 rec. TD, 1 rush TD)
- 2 Stanley Morgan at Denver, Jan. 4, 1987 (2 rec. TD)
- 2 Larry Garron at Buffalo, Dec. 28, 1963 (2 rec. TD)

## PLAYOFF FIELD GOALS

### FIELD GOALS MADE

#### Career—

- 26 Adam Vinatieri (17 games)
- 22 Stephen Gostkowski (18 games)
- 9 Tony Franklin (5 games)
- 5 Gino Cappelletti (2 games)

#### Game—

- 5 Adam Vinatieri vs. Ind., Jan. 18, 2004 (31,25,27,21,34)
- 4 Tony Franklin at N.Y. Jets, Dec. 28, 1985 (33, 41, 20, 26)
- 4 Gino Cappelletti at Buffalo, Dec. 28, 1963 (28,12, 33, 36)
- 3 Stephen Gostkowski vs. Baltimore, Jan. 22, 2012 (29, 35, 24)
- 3 Stephen Gostkowski at San Diego, Jan. 14, 2007 (50,34,31)
- 3 Stephen Gostkowski vs. N.Y. Jets, Jan. 7, 2007 (20,40,28)
- 3 Adam Vinatieri vs. Oakland, Jan. 19, 2002 (23,45,23)

### FIELD GOALS ATTEMPTED

#### Career—

- 34 Adam Vinatieri (17 games)
- 24 Stephen Gostkowski (18 games)
- 11 Tony Franklin (5 games)
- 6 Gino Cappelletti (2 games)

#### Game—

- 5 Adam Vinatieri vs. Indianapolis, Jan. 18, 2004 (31, 25, 27, 21, 34)
- 4 Tony Franklin at N.Y. Jets, Dec. 28, 1985 (33,41, 20,41w,26)
- 4 Gino Cappelletti at Buffalo, Dec. 28, 1963 (28,12,33,36,45)

### LONGEST FIELD GOALS

- 50 Stephen Gostkowski at San Diego, Jan. 14, 2007
- 48 Adam Vinatieri at Pittsburgh, Jan. 23, 2005
- 48 Adam Vinatieri vs. St. Louis, Feb. 3, 2002

## PLAYOFF RUSHING

### RUSHING ATTEMPTS

#### Career—

- 120 Corey Dillon (8 games)
- 117 Antowain Smith (6 games)
- 93 Laurence Maroney (7 games)
- 88 Kevin Faulk (19 games)
- 82 Craig James (5 games)
- 76 LeGarrette Blount (5 games)
- 76 Tom Brady (30 games)
- 56 Stevan Ridley (5 games)
- 49 Curtis Martin (3 games)

#### Game—

- 30 LeGarrette Blount vs. Indianapolis, Jan. 18, 2015
- 26 Antowain Smith vs. Carolina, Feb. 1, 2004
- 25 Laurence Maroney vs. San Diego, Jan. 20, 2008
- 24 LeGarrette Blount vs. Indianapolis, Jan. 11, 2014
- 24 Corey Dillon at Pittsburgh, Jan. 23, 2005
- 23 Corey Dillon vs. Indianapolis, Jan. 16, 2005
- 23 Craig James at L.A. Raiders, Jan. 5, 1986
- 22 Antowain Smith vs. Indianapolis, Jan. 18, 2004
- 22 Derrick Cullors vs. Miami, Dec. 28, 1997
- 22 Craig James at Miami, Jan. 12, 1986
- 22 Craig James at N.Y. Jets, Dec. 28, 1985
- 22 Laurence Maroney vs. Jacksonville, Jan. 12, 2008

### RUSHING YARDS

#### Career—

- 508 Corey Dillon (8 games)
- 456 Antowain Smith (6 games)
- 425 Kevin Faulk (19 games)
- 369 Laurence Maroney (7 games)
- 361 LeGarrette Blount (5 games)
- 290 Craig James (5 games)

### RUSHING YARDS (Cont.)

#### Game—

- 166 LeGarrette Blount vs. Indianapolis, Jan. 11, 2014
- 166 Curtis Martin vs. Pittsburgh, Jan. 5, 1997
- 148 LeGarrette Blount vs. Indianapolis, Jan. 18, 2015
- 144 Corey Dillon vs. Indianapolis, Jan. 16, 2005
- 122 Laurence Maroney vs. Jacksonville, Jan. 12, 2008
- 105 Laurence Maroney vs. San Diego, Jan. 20, 2008
- 105 Craig James, at Miami, Jan. 12, 1986
- 104 Craig James, at L.A. Raiders, Jan. 5, 1986
- 100 Antowain Smith vs. Indianapolis, Jan. 18, 2004

### LONGEST RUSHES

- 78 Curtis Martin vs. Pittsburgh, Jan. 5, 1997
- 73 LeGarrette Blount vs. Indianapolis, Jan. 11, 2014
- 45 Robert Weathers at Miami, Jan. 12, 1986
- 43 Aaron Hernandez vs. Denver, Jan. 14, 2012
- 42 Corey Dillon vs. Indianapolis, Jan. 16, 2005

### RUSHING TOUCHDOWNS

#### Career—

- 7 LeGarrette Blount (5 games)
- 6 Tom Brady (6 games)
- 5 Curtis Martin (3 games)
- 4 Corey Dillon (8 games)
- 3 Laurence Maroney (7 games)
- 3 Stevan Ridley (5 games)

#### Game—

- 4 LeGarrette Blount vs. Indianapolis, Jan. 11, 2014
- 3 LeGarrette Blount vs. Indianapolis, Jan. 18, 2015
- 3 Curtis Martin vs. Pittsburgh, Jan. 5, 1997

### LONGEST RUSHING TOUCHDOWNS

- 78 Curtis Martin vs. Pittsburgh, Jan. 5, 1997
- 73 LeGarrette Blount vs. Indianapolis, Jan. 11, 2014



# INDIVIDUAL PLAYOFF RECORDS

## PLAYOFF PASSING

### PASSING YARDS

#### Career—

- 7,647 Tom Brady (30 games)\*
- 1,335 Drew Bledsoe (7 games)
- 571 Steve Grogan (4 games)
- 561 Tony Eason (5 games)
- 489 Vito "Babe" Parilli (2 games)

#### Game—

- 367 Tom Brady vs. Baltimore, Jan. 10, 2015
- 363 Tom Brady vs. Denver, Jan. 14, 2012
- 354 Tom Brady vs. Carolina, Feb. 1, 2004
- 344 Tom Brady vs. Houston, Jan. 13, 2013
- 341 Tom Brady at Denver, Jan. 14, 2006
- 328 Tom Brady vs. Seattle, Feb. 1, 2015
- 320 Tom Brady vs. Baltimore, Jan. 20, 2013
- 312 Tom Brady vs. Oakland, Jan. 19, 2002
- 302 Tom Brady vs. Kansas City, Jan. 17, 2016

### PASSING ATTEMPTS

#### Career—

- 1,127 Tom Brady (30 games)\*
- 252 Drew Bledsoe (7 games)
- 95 Steve Grogan (4 games)
- 72 Tony Eason (5 games)
- 64 Vito "Babe" Parilli (2 games)

#### Game—

- 54 Tom Brady vs. Baltimore, Jan. 20, 2013
- 52 Tom Brady vs. Oakland, Jan. 19, 2002
- 51 Tom Brady at San Diego, Jan. 14, 2007
- 50 Tom Brady vs. Seattle, Feb. 1, 2015
- Tom Brady vs. Baltimore, Jan. 10, 2015
- Drew Bledsoe at Cleveland, Jan. 1, 1995
- 48 Tom Brady vs. N.Y. Giants, Feb. 3, 2008
- Tom Brady vs. Carolina, Feb. 1, 2004
- Drew Bledsoe vs. Green Bay, Jan. 26, 1997

### PASS COMPLETIONS

#### Career—

- 711 Tom Brady (30 games)\*
- 129 Drew Bledsoe (7 games)
- 48 Steve Grogan (4 games)
- 42 Tony Eason (5 games)

#### Game—

- 37 Tom Brady vs. Seattle, Feb. 1, 2015
- 33 Tom Brady vs. Baltimore, Jan. 10, 2015
- 32 Tom Brady vs. Carolina, Feb. 1, 2004
- Tom Brady vs. Oakland, Jan. 19, 2002
- 29 Tom Brady vs. Baltimore, Jan. 20, 2013
- Tom Brady vs. N.Y. Jets, Jan. 16, 2011
- Tom Brady vs. N.Y. Giants, Feb. 3, 2008
- 28 Tom Brady vs. Kansas City, Jan. 16, 2015

### COMPLETION PERCENTAGE

#### Career—

- 63.1 Tom Brady (30 games) (1,127-711)
- 58.3 Tony Eason (5 games) (72-42)
- 54.5 Tom Owen (1 game) (22-12)
- 51.2 Drew Bledsoe (7 games) (252-129)
- 50.5 Steve Grogan (4 games) (95-48)

### COMPLETION PERCENTAGE (Cont.)

#### Game (Minimum 10 att.)—

- 92.9 Tom Brady vs. Jacksonville, Jan. 12, 2008 (28-26)\*
- 83.0 Tony Eason at Miami, Jan. 12, 1986 (12-10)
- 76.5 Tom Brady vs. Denver, Jan. 14, 2012 (34-26)
- 75.0 Tony Eason at N.Y. Jets, Dec. 28, 1986 (16-12)
- 74.0 Tom Brady vs. Seattle, Feb. 1, 2015 (50-37)
- 69.7 Tom Brady vs. Philadelphia, Feb. 6, 2005 (33-23)

### PASSING TOUCHDOWNS

#### Career—

- 55 Tom Brady (30 games)\*
- 7 Tony Eason (5 games)
- 6 Drew Bledsoe (7 games)
- 3 Steve Grogan (4 games)
- 2 Vito "Babe" Parilli (2 games)

#### Game—

- 6 Tom Brady vs. Denver, Jan. 14, 2012\*\*
- 4 Tom Brady vs. Seattle, Feb. 1, 2015
- 3 Tom Brady vs. Indianapolis, Jan. 18, 2015
- Tom Brady vs. Baltimore, Jan. 10, 2015
- Tom Brady vs. Houston, Jan. 13, 2013
- Tom Brady vs. Jacksonville, Jan. 12, 2008
- Tom Brady vs. Jacksonville, Jan. 7, 2006
- Tom Brady vs. Carolina, Feb. 1, 2004
- Tony Eason at Miami, Jan. 12, 1986
- 2 12 times. Most recent
- Tom Brady vs. Kansas City, Jan. 16, 2015

### INTERCEPTIONS

#### Career—

- 26 Tom Brady (30 games)
- 12 Drew Bledsoe (7 games)
- 7 Steve Grogan (4 games)
- 2 Vito "Babe" Parilli (2 games)

#### Game—

- 4 Drew Bledsoe vs. Green Bay, Jan. 26, 1997
- 3 Drew Bledsoe at Cleveland, Jan. 1, 1995
- Tom Brady vs. Baltimore, Jan. 10, 2010
- Tom Brady vs. San Diego, Jan. 20, 2008
- Tom Brady at San Diego, Jan. 14, 2007

### PASSER RATING

#### Career (Minimum 25 att.)—

- 115.6 Tony Eason (5 games)
- 89.6 Tom Brady (30 games)
- 67.8 Vito "Babe" Parilli (2 games)
- 54.9 Drew Bledsoe (7 games)
- 50.4 Scott Zolak (2 games)

#### Game (Minimum 10 att.)—

- 141.4 Tom Brady vs. Jacksonville, Jan. 12, 2008
- 137.6 Tom Brady vs. Denver, Jan. 14, 2012
- 132.0 Tony Eason at N.Y. Jets, Dec. 28, 1985
- 130.9 Tony Eason at Miami, Jan. 12, 1986
- 130.5 Tom Brady at Pittsburgh, Jan. 23, 2005
- 116.4 Tom Brady vs. Jacksonville, Jan. 7, 2006
- 115.0 Tom Brady vs. Houston, Jan. 13, 2013
- 110.2 Tom Brady vs. Philadelphia, Feb. 6, 2005

\*\* Tied NFL Record

\* NFL Record

## PLAYOFF RECEIVING

### RECEPTIONS

#### Career—

- 69 Wes Welker (9 games)
- 61 Julian Edelman (11 games)
- 58 Troy Brown (20 games)
- 56 Deion Branch (14 games)
- 51 Kevin Faulk (19 games)

#### Game—

- 11 Shane Vereen vs. Seattle, Feb. 1, 2015
- Wes Welker vs. N.Y. Giants, Feb. 3, 2008
- Deion Branch vs. Philadelphia, Feb. 6, 2005
- 10 Julian Edelman vs. Kansas City, Jan. 16, 2015
- Julian Edelman at Denver, Jan. 19, 2014
- Rob Gronkowski vs. Denver, Jan. 14, 2012
- Jabar Gaffney at San Diego, Jan. 14, 2007
- Deion Branch vs. Carolina, Feb. 1, 2004
- Jermaine Wiggins vs. Oakland, Jan. 19, 2002

### RECEIVING YARDS

#### Career—

- 852 Deion Branch (14 games)
- 694 Troy Brown (20 games)
- 686 Wes Welker (9 games)
- 629 Julian Edelman (11 games)
- 610 Rob Gronkowski (9 games)
- 412 Kevin Faulk (19 games)

#### Game—

- 153 Deion Branch at Denver, Jan. 14, 2006 (8 rec)
- 145 Rob Gronkowski vs. Denver, Jan. 14, 2012 (10)
- 143 Deion Branch vs. Carolina, Feb. 1, 2004 (10)
- 133 Deion Branch vs. Philadelphia, Feb. 6, 2005 (11)
- 131 Wes Welker vs. Houston, Jan. 13, 2013 (8)
- 121 Troy Brown at Pittsburgh, Jan. 27, 2002 (8)
- 120 Larry Garron at Buffalo, Dec. 28, 1963 (4)

# INDIVIDUAL PLAYOFF RECORDS

## PLAYOFF RECEIVING (Cont.)

### TOUCHDOWN RECEPTIONS

<b>Career—</b>	
8	Rob Gronkowski (9 games)
7	David Givens (8 games)
4	Deion Branch (14 games)
	Julian Edelman (11 games)
	Wes Welker (9 games)
3	Danny Amendola (6 games)
	Benjamin Watson (9 games)
	Jabar Gaffney (6 games)
	Stanley Morgan (7 games)
2	Troy Brown (20 games)
	Keith Byars (5 games)
	Russ Francis (2 games)
	Larry Garron (2 games)
	Aaron Hernandez (6 games)
	Brandon LaFell (3 games)
	David Patten (6 games)
	Shane Vereen (6 games)
	Mike Vrabel (17 games)

### TOUCHDOWN RECEPTIONS (Cont.)

<b>Game—</b>	
3	Rob Gronkowski vs. Denver, Jan. 14, 2012
2	Danny Amendola vs. Baltimore, Jan. 10, 2015
	Julian Edelman vs. Baltimore, Jan. 10, 2010
	Shane Vereen vs. Houston, Jan. 13, 2013
	Benjamin Watson vs. Jacksonville, Jan. 12, 2008
	Larry Garron at Buffalo, Dec. 28, 1963
	Stanley Morgan at Denver, Jan. 4, 1987
	Rob Gronkowski vs. Kansas City, Jan. 16, 2015

### LONGEST RECEPTIONS

73	Deion Branch from Tom Brady, at Denver, 1/14/06
63t	Benjamin Watson from Tom Brady, vs. Jac., 1/7/06
61t	Deion Branch from Tom Brady, vs. Denver, 1/14/12
60t	Deion Branch from Tom Brady, at Pittsburgh, 1/23/05
59t	Larry Garron from Babe Parilli, at Buffalo, 12/28/63

## PLAYOFF SCRIMMAGE YARDS

### SCRIMMAGE YARDS (RUSHING AND RECEIVING)

<b>Career—</b>	
893	Deion Branch (14 games) (41 rush, 852 rec.)
837	Kevin Faulk (19 games) (425 rush, 412 rec.)
720	Wes Welker (9 games) (34 rush, 686 rec.)
675	Troy Brown (20 games) (-19 rush, 694 rec.)
669	Julian Edelman (10 games) (40 rush, 629 rec.)
610	Rob Gronkowski (8 games) (0 rush, 610 rec.)
582	Corey Dillon (8 games) (508 rush, 74 rec.)

### SCRIMMAGE YARDS (Cont.)

<b>Game—</b>	
175	Curtis Martin vs. Pitt., Jan. 5, 1997 (166 rush, 9 rec.)
166	LeGarrette Blount vs. Ind., Jan. 11, 2014 (166 rush)
164	Larry Garron at Buff., Dec. 28, 1963 (44 rush, 120 rec.)
162	Laurence Maroney vs. Jac., Jan. 12, 2008 (122 rush, 40 rec.)
161	Corey Dillon vs. Ind., Jan. 16, 2005 (144 rush, 17 rec.)
153	Deion Branch vs. Den., Jan. 14, 2006 (0 rush, 153 rec.)
	Deion Branch at Pitt., Jan. 23, 2005 (37 rush, 116 rec.)

## PLAYOFF INTERCEPTIONS

### INTERCEPTIONS

<b>Career—</b>	
7	Rodney Harrison (9 games)
5	Asante Samuel (14 games)
4	Ty Law (12 games)
3	Fred Marion (6 games)

<b>Game—</b>	
3	Ty Law vs. Indianapolis, Jan. 18, 2004
2	Bob Dee at Buffalo, Dec. 28, 1963
2	Alfonzo Dennard vs. Indianapolis, Jan. 11, 2014
2	Rodney Harrison, Feb. 6, 2005
2	Ronnie Lippett at L.A. Raiders, Jan. 5, 1986
2	Ross O'Hanley at Buffalo, Dec. 28, 1963
2	Eugene Wilson at Pittsburgh, Jan. 23, 2005

### INTERCEPTION RETURN YARDAGE

<b>Career—</b>	
158	Asante Samuel (14 games)
118	Rodney Harrison (8 games)
73	Ty Law (12 games)
69	Fred Marion (6 games)
45	Jamie Collins (5 games)
40	Todd Collins (5 games)

### INTERCEPTION RETURN YARDAGE (Cont.)

<b>Game—</b>	
87	Rodney Harrison at Pittsburgh, Jan. 23, 2005 (1 int.)
73	Asante Samuel vs. Jacksonville, Jan. 7, 2006 (1)
47	Ty Law vs. St. Louis, Feb. 3, 2002 (1)
40	Todd Collins vs. Miami, Dec. 28, 1997 (1)
39	Asante Samuel at Indianapolis, Jan. 21, 2007 (1)

### LONGEST INTERCEPTION RETURN

87	Rodney Harrison, at Pittsburgh, Jan. 23, 2005 (TD)
73	Asante Samuel, vs. Jacksonville, Jan. 7, 2006 (TD)
47	Ty Law, vs. St. Louis, Feb. 3, 2002 (TD)
40	Todd Collins vs. Miami, Dec. 28, 1997 (1)
39	Asante Samuel at Indianapolis, Jan. 21, 2007 (TD)
36	Asante Samuel vs. N.Y. Jets, Jan. 7, 2007 (TD)

### INTERCEPTION RETURNS FOR TOUCHDOWNS

3	Asante Samuel (14 games)
1	Rodney Harrison (9 games)
1	Ty Law (12 games)
1	Todd Collins (5 games)

## PLAYOFF SACKS

### SACKS

<b>Career—</b>	
16.0	Willie McGinest (18 games)
7.0	Mike Vrabel (17 games)
5.0	Jarvis Green (15 games)
5.0	Rob Ninkovich (12 games)
4.5	Tedy Bruschi (22 games)
4.5	Richard Seymour (15 games)

### Game—

4.5	Willie McGinest vs. Jacksonville, Jan. 7, 2006
3.0	Garin Veris vs. N.Y. Jets, Dec. 28, 1985
3.0	Willie McGinest vs. Tennessee, Jan. 10, 2004
2.5	Jarvis Green vs. Indianapolis, Jan. 18, 2004
2.0	Nine times. Most recent: Rob Ninkovich vs. Baltimore, Jan. 20, 2013

# INDIVIDUAL PLAYOFF RECORDS

## PLAYOFF PUNTS

### PUNTS

#### Career—

- 43 Tom Tupa (6 games)
- 35 Rich Camarillo (6 games)
- 34 Ken Walter (6 games)
- 23 Josh Miller (5 games)
- 21 Zoltan Mesko (6 games)
- 19 Ryan Allen (6 games)
- 14 Todd Sauerbrun (3 games)
- Chris Hanson (4 games)
- Tom Yewcic (2 games)

#### Game—

- 9 Rich Camarillo at Denver, Jan. 4, 1987 (50.2 avg.)
- 8 Ken Walter vs. St. Louis, Feb. 3, 2002 (43.1)
- Ken Walter vs. Oakland, Jan. 19, 2002 (35.0)
- Tom Tupa, at Jacksonville, Jan. 3, 1999 (47.3)
- Tom Tupa, vs. Green Bay, Jan. 26, 1997 (45.1)

### PUNT AVERAGE

#### Career— (Minimum 10 punts)

- 45.7 Todd Sauerbrun (14 punts)
- 44.5 Rich Camarillo (35 punts)
- 44.2 Zoltan Mesko (21 punts)
- 43.2 Ryan Allen (19 punts)

#### Game—

- 52.8 Zoltan Mesko vs. Houston, Jan. 13, 2013 (5 kicks)
- 51.4 Todd Sauerbrun at Indianapolis, Jan. 14, 2007 (5 kicks)
- 50.2 Rich Camarillo at Denver, Jan. 4, 1987 (9)

### LONGEST PUNTS

- 68 Tom Yewcic at San Diego, Jan. 5, 1964
- 64 Ryan Allen vs. Seattle, Feb. 1, 2015
- 64 Zoltan Mesko vs. Houston, Jan. 13, 2013
- 62 Rich Camarillo vs. Chicago, Jan. 26, 1986
- 61 Zoltan Mesko vs. Houston, Jan. 13, 2013
- 60 Ryan Allen at Denver, Jan. 19, 2014
- 60 Rich Camarillo at Denver, Jan. 4, 1987

## PLAYOFF PUNT RETURNS

### PUNT RETURNS

#### Career—

- 33 Troy Brown (20 games)
- 21 Julian Edelman (10 games)
- 18 David Meggett (5 games)
- 8 Wes Welker (9 games)
- Irving Fryar (4 games)
- 7 Tim Dwight (2 games)

#### Game—

- 7 David Meggett vs. Pittsburgh, Jan. 5, 1997
- 5 Troy Brown vs. Oakland, Jan. 19, 2002
- Julian Edelman vs. Indianapolis, Jan. 11, 2014
- 4 Wes Welker vs. Baltimore, Jan. 20, 2013
- Tim Dwight vs. Jacksonville, Jan. 7, 2006
- Troy Brown vs. Carolina, Feb. 1, 2004
- Troy Brown at Jacksonville, Jan. 3, 1999
- David Meggett vs. Green Bay, Jan. 26, 1997
- Irving Fryar at N.Y. Jets, Dec. 28, 1985

### PUNT RETURN YARDS

#### Career—

- 315 Troy Brown (20 games)
- 284 Julian Edelman (10 games)
- 165 David Meggett (5 games)

### PUNT RETURN YARDS (Cont.)

- 85 Wes Welker (9 games)
- 68 Tim Dwight (2 games)
- 47 Irving Fryar (4 games)

#### Game—

- 80 Troy Brown at Pittsburgh, Jan. 27, 2002
- 72 David Meggett vs. Pittsburgh, Jan. 5, 1997
- 71 Julian Edelman vs. Indianapolis, Jan. 18, 2015
- 56 Wes Welker vs. Baltimore, Jan. 20, 2013
- 49 Troy Brown vs. Oakland, Jan. 19, 2002
- 45 Julian Edelman vs. Baltimore, Jan. 10, 2015
- 42 Julian Edelman vs. N.Y. Jets, Jan. 16, 2011
- 40 Troy Brown vs. Carolina, Feb. 1, 2004

### LONGEST PUNT RETURN

- 551 Troy Brown at Pittsburgh, Jan. 27, 2002
- 45 Julian Edelman vs. Indianapolis, Jan. 18, 2015
- 125 Danny Amendola vs. N.Y. Jets, Jan. 16, 2011
- 28 Wes Welker vs. Baltimore, Jan. 20, 2013
- Julian Edelman vs. Baltimore, Jan. 10, 2010
- Troy Brown vs. Carolina, Feb. 1, 2004
- Art Graham at Buffalo., Dec. 28, 1963

## PLAYOFF KICKOFF RETURNS

### KICKOFF RETURNS

#### Career—

- 17 Ellis Hobbs (8 games)
- 15 Patrick Pass (10 games)
- Stephen Starring (5 games)
- 12 Laurence Maroney (7 games)
- 11 Bethel Johnson (6 games)

#### Game—

- 7 Stephen Starring vs. Chicago, Jan. 26, 1986
- 6 Ellis Hobbs at Indianapolis, Jan. 21, 2007
- Derrick Cullors at Jacksonville, Jan. 3, 1999
- 5 Danny Amendola vs. Baltimore, Jan. 10, 2015
- Brandon Tate vs. N.Y. Jets, Jan. 16, 2011
- Patrick Pass vs. Oakland, Jan. 19, 2002
- David Meggett vs. Green Bay, Jan. 26, 1997

### KICKOFF RETURN YARDS

#### Career—

- 471 Ellis Hobbs (8 games)
- 336 Patrick Pass (10 games)
- 315 Stephen Starring (5 games)
- 257 Laurence Maroney (7 games)
- 228 Bethel Johnson (6 games)

#### Game—

- 220 Ellis Hobbs at Indianapolis, Jan. 21, 2007
- 153 Stephen Starring vs. Chicago, Jan. 26, 1986
- Danny Amendola vs. Baltimore, Jan. 10, 2015
- 117 David Meggett vs. Green Bay, Jan. 26, 1997
- 108 Brandon Tate vs. N.Y. Jets, Jan. 16, 2011
- 101 Danny Woodhead vs. Baltimore, Jan. 22, 2012
- 95 Patrick Pass vs. Oakland, Jan. 19, 2002
- 94 Laurence Maroney vs. N.Y. Giants, Feb. 3, 2008

### LONGEST KICKOFF RETURN

- 80 Ellis Hobbs at Indianapolis, Jan. 21, 2007
- 47 Raymond Clayborn vs. Houston, Dec. 31, 1978
- 43 Laurence Maroney vs. N.Y. Giants, Feb. 3, 2008
- 42 Darius Butler vs. Baltimore, Jan. 10, 2010
- 41 Danny Woodhead vs. Baltimore, Jan. 22, 2012
- Ellis Hobbs at Indianapolis, Jan. 21, 2007
- 36 Stephen Starring at Miami, Jan. 12, 1986

# TEAM PLAYOFF RECORDS

## MOST POINTS SCORED

- 45 vs. Ind., Jan. 18, 2015 (W 45-7)
- 45 vs. Denver, Jan. 14, 2012 (W 45-10)
- 43 vs. Ind., Jan. 11, 2014 (W 43-22)
- 41 vs. Houston, Jan. 13, 2013 (W 41-28)
- 41 at Pittsburgh, Jan. 23, 2005 (W 41-27)
- 37 vs. N.Y. Jets, Jan. 7, 2007 (W 37-16)
- 35 vs. Baltimore, Jan. 10, 2015 (W 35-31)

## FEWEST POINTS ALLOWED

- 3 vs. Jacksonville, Jan. 7, 2006 (W 28-3)
- vs. Indianapolis, Jan. 16, 2005 (W 20-3)
- vs. Miami, Dec. 28, 1997 (W 17-3)
- vs. Pittsburgh, Jan. 5, 1997 (W 28-3)
- 6 vs. Jacksonville, Jan. 12, 1997 (W 20-6)

## FIRST DOWNS

### Total—

- 31 vs. Denver, Jan. 14, 2012
- 29 vs. Baltimore, Jan. 10, 2015
- vs. Carolina, Feb. 1, 2004
- 28 vs. Indianapolis, Jan. 18, 2015
- vs. Baltimore, Jan. 20, 2013
- 26 vs. N.Y. Jets, Jan. 16, 2011
- vs. N.Y. Jets, Jan. 7, 2007

### Rushing—

- 15 at Miami, Jan. 12, 1986
- 14 vs. Indianapolis, Jan. 18, 2015
- 13 vs. Indianapolis, Jan. 11, 2014
- vs. San Diego, Jan. 20, 2008
- vs. N.Y. Jets, Jan. 7, 2007
- 11 vs. Jacksonville, Jan. 12, 2008
- vs. Indianapolis, Jan. 16, 2005

### Passing—

- 22 vs. Baltimore, Jan. 10, 2015
- 21 vs. Seattle, Feb. 1, 2015
- 19 vs. Baltimore, Jan. 20, 2013
- vs. Denver, Jan. 14, 2012
- vs. N.Y. Jets, Jan. 16, 2011
- vs. Carolina, Feb. 1, 2004
- 17 vs. N.Y. Giants, Feb. 3, 2008
- vs. Oakland, Jan. 19, 2002
- vs. Kansas City, Jan. 16, 2015
- 15 at Denver, Jan. 19, 2014
- vs. Houston, Jan. 13, 2013
- vs. N.Y. Giants, Feb. 5, 2012
- vs. Baltimore, Jan. 22, 2012
- vs. Indianapolis, Jan. 18, 2004

### Penalty—

- 7 at Oakland, Dec. 18, 1976
- 3 vs. Seattle, Feb. 1, 2015
- vs. Baltimore, Jan. 10, 2015
- vs. Baltimore, Jan. 20, 2013
- vs. Denver, Jan. 24, 2012
- at San Diego, Jan. 14, 2007
- vs. Carolina, Feb. 1, 2004

### 3rd Down Efficiency—

- .688 vs. N.Y. Jets, Jan. 7, 2007 (11/16)
- .670 vs. Indianapolis, Jan. 18, 2015 (12/18)
- .611 vs. Indianapolis, Jan. 11, 2014 (11/18)
- .600 vs. Jacksonville, Jan. 12, 2008 (6/10)
- .570 vs. Seattle, Feb. 1, 2015 (8/14)

## TOTAL NET YARDS

### Most—

- 509 vs. Denver, Jan. 14, 2012 (146 R, 363 P, 64 Plays)
- 481 vs. Carolina, Feb. 1, 2004 (127 R, 354 P, 83 Plays)
- 457 vs. Houston, Jan. 13, 2013 (122 R, 335 P, 65 Plays)
- 428 vs. Baltimore, Jan. 20, 2013 (108 R, 320 P, 82 Plays)
- 422 vs. Baltimore, Jan. 10, 2015 (13 R, 408 P, 66 Plays)
- 420 at Denver, Jan. 14, 2006 (79 R, 341 P, 57 Plays)
- 419 vs. Indianapolis, Jan. 11, 2014 (234 R, 185 P, 73 Plays)
- 403 vs. Jacksonville, Jan. 12, 2008 (145 R, 258 P, 58 Plays)

## NO. OF PLAYS

- 84 vs. Oak., Jan. 19, 2002 (30 R, 54 P)
- 83 vs. Carolina, Feb. 1, 2004 (35R, 48 P)
- 82 vs. Baltimore, Jan. 20, 2013 (28R, 54P)
- 78 vs. N.Y. Jets, Jan. 16, 2011 (28R, 50P)
- 76 vs. Indianapolis, Jan. 18, 2015 (40R, 36P)
- 74 at S.D., Jan. 14, 2007 (21R, 53P)

## RUSHING

### Attempts—

- 59 at Miami, Jan. 12, 1986
- 49 at Oakland, Dec. 18, 1976
- at L.A. Raiders, Jan. 5, 1986
- 46 vs. Indianapolis, Jan. 11, 2014
- 40 vs. Indianapolis, Jan. 18, 2015

### Yards Rushing—

- 255 at Miami, Jan. 12, 1986
- 234 vs. Indianapolis, Jan. 11, 2014
- 210 vs. Indianapolis, Jan. 16, 2005
- 194 vs. Pittsburgh, Jan. 5, 1997
- 177 vs. Indianapolis, Jan. 18, 2015

### Rushing TDs—

- 6 vs. Indianapolis, Jan. 11, 2014
- 3 vs. Pittsburgh, Jan. 5, 1997
- vs. Indianapolis, Jan. 18, 2015
- 2 vs. Houston, Jan. 13, 2013
- vs. Baltimore, Jan. 22, 2012
- at Pittsburgh, Jan. 23, 2005
- at Oakland, Dec. 18, 1976

## PASSING

### Attempts—

- 54 vs. Baltimore, Jan. 20, 2013
- 52 vs. Oakland, Jan. 19, 2002
- 51 vs. Baltimore, Jan. 10, 2015
- at San Diego, Jan. 14, 2007
- at Cleveland, Jan. 1, 1995
- 50 vs. Seattle, Feb. 1, 2015
- 48 vs. N.Y. Giants, Feb. 3, 2008
- vs. Carolina, Feb. 1, 2004
- vs. Green Bay, Jan. 26, 1997

### Completions—

- 37 vs. Seattle, Feb. 1, 2015
- 34 vs. Baltimore, Jan. 10, 2015
- 32 vs. Carolina, Feb. 1, 2004
- 32 vs. Oakland, Jan. 19, 2002
- 29 vs. Baltimore, Jan. 20, 2013
- vs. N.Y. Jets, Jan. 16, 2011
- vs. N.Y. Giants, Feb. 3, 2008

### Net Yards Passing—

- 408 vs. Baltimore, Jan. 10, 2015
- 363 vs. Denver, Jan. 14, 2012
- 354 vs. Carolina, Feb. 1, 2004
- 341 at Denver, Jan. 14, 2006
- 335 vs. Houston, Jan. 13, 2013
- 320 vs. Seattle, Feb. 1, 2015
- 320 vs. Baltimore, Jan. 20, 2013

### TDs Passing—

- 6 vs. Denver, Jan. 14, 2012
- 4 vs. Seattle, Feb. 1, 2015
- vs. Baltimore, Jan. 10, 2015
- 3 vs. Indianapolis, Jan. 18, 2015
- vs. Houston, Jan. 13, 2013
- vs. Jacksonville, Jan. 12, 2008
- vs. Jacksonville, Jan. 7, 2006
- vs. Carolina, Feb. 1, 2004
- at Miami, Jan. 12, 1986

### Interceptions (Most)—

- 4 vs. Green Bay, Jan. 26, 1997
- 3 Five Times. Most Recent:
- vs. Baltimore, Jan. 10, 2010

### Interceptions (Fewest)—

- 0 Many times. Most Recent:
- vs. Kansas City, Jan. 16, 2015

### Sacks Against—

- 0 Many times. Most Recent:
- vs. Kansas City, Jan. 16, 2015

## PUNTING

### Most Punts For—

- 9 at Denver, Jan. 4, 1987 (50.2 avg.)
- 8 Four times. Most Recent:
- vs. St. Louis Feb. 3, 2002 (43.1)

## PUNTING (Cont'd)

### Fewest Punts For—

- 1 vs. Indianapolis, Jan. 11, 2014
- vs. Jacksonville, Jan. 12, 2008
- 2 vs. Baltimore, Jan. 22, 2012
- vs. N.Y. Jets, Jan. 7, 2007
- 3 vs. Indianapolis, Jan. 18, 2004
- vs. Indianapolis, Jan. 18, 2015
- at Denver, Jan. 19, 2014
- vs. N.Y. Giants, Feb. 5, 2012
- vs. Denver, Jan. 14, 2012
- at Oakland, Dec. 18, 1976
- at Denver, Jan. 14, 2006
- vs. Kansas City, Jan. 16, 2015

## DEFENSE

### Fewest Yards Allowed—

- 162 vs. Miami, Dec. 28, 1997
- 209 vs. Indianapolis, Jan. 18, 2015
- 213 vs. Pittsburgh, Jan. 5, 1997
- 230 vs. Oakland, Jan. 19, 2002

### Most Yards Allowed—

- 610 at San Diego, Jan. 5, 1963
- 507 at Denver, Jan. 19, 2014
- 455 at Indianapolis, Jan. 21, 2007
- 448 vs. Miami, Jan. 8, 1983

### Sacks—

- 6 vs. Jacksonville, Jan. 7, 2006 (42 yds)
- 5 vs. Denver, Jan. 14, 2012 (28 yds)
- vs. Green Bay, Jan. 26, 1997 (38)
- at N.Y. Jets, Dec. 28, 1985 (51)
- 4 Seven times. Most Recent:
- vs. Philadelphia, Feb. 6, 2005 (33)

### Interceptions—

- 4 vs. Indianapolis, Jan. 11, 2014
- vs. Indianapolis, Jan. 18, 2004
- at Buffalo, Dec. 28, 1964
- 3 vs. Philadelphia, Feb. 6, 2005
- at Pittsburgh, Jan. 23, 2005
- at Pittsburgh, Jan. 27, 2002
- at L.A. Raiders, Jan. 5, 1986

### Turnovers Forced—

- 6 at Miami, Jan. 12, 1986 (2 INT, 4 FR)
- at L.A. Raiders, Jan. 5, 1986 (3 INT, 3 FR)
- at Buffalo, Dec. 28, 1963 (4 INT, 2 FR)
- 5 vs. Ind., Jan. 18, 2004 (4 INT, 1 FR)
- 4 vs. Ind., Jan. 11, 2014 (4 INT)
- at S.D., Jan. 14, 2007 (1 INT, 3 FR)
- vs. Phila., Feb. 6, 2005 (3 INT, 1 FR)
- at Pitt., Jan. 23, 2005 (3 INT, 1 FR)
- at Pitt., Jan. 27, 2002 (3 INT, 1 FR)
- vs. Jac., Jan. 12, 1997 (2 INT, 2 FR)
- at N.Y. Jets, Dec. 28, 1985 (2 INT, 2 FR)

## PENALTIES

### Most—

- 12 at Pittsburgh, Jan. 27, 2002 (87 yds)
- 10 at Oakland, Dec. 18, 1976 (83)
- 8 at Indianapolis, Jan. 21, 2007 (63)
- at Denver, Jan. 14, 2006 (82)
- vs. Carolina, Feb. 1, 2004 (60)
- vs. Houston, Dec. 31, 1978 (92)

### Fewest—

- 1 vs. Baltimore, Jan. 22, 2012 (5 yds)
- at Pittsburgh, Jan. 23, 2005 (5)
- vs. Oakland, Jan. 19, 2002 (15)
- at N.Y. Jets, Dec. 28, 1985 (10)
- at San Diego, Jan. 5, 1964 (18)

### Most Yards Lost—

- 92 vs. Hou., Dec. 31, 1978 (8 pen.)
- 87 at Pittsburgh, Jan. 27, 2002 (12)
- 83 at Oakland, Dec. 18, 1976 (10)
- 82 at Denver, Jan. 14, 2006 (8)

### Fewest Yards Lost—

- 5 vs. Baltimore, Jan. 22, 2012 (1 pen.)
- at Pittsburgh, Jan. 23, 2005 (1)
- vs. Jacksonville, Jan. 12, 1997 (2)
- 10 at N.Y. Jets, Dec. 28, 1985 (1)
- 14 vs. Tennessee, Jan. 10, 2004 (2)
- 15 Four Times. Most Recent:
- at Denver, Jan. 19, 2014

## Greatest Playoff Comebacks

Rank	Date	Opponent	Largest Deficit	Largest Deficit Score	Final Score
1	01/10/15	vs. Baltimore	14 Points	14-0, 28-14	35-31
2	01/14/07	@ San Diego	11 Points	14-3	24-21

# 1963 AFL CHAMPIONSHIP GAME

1963 AFL CHAMPIONSHIP GAME • SAN DIEGO 51, BOSTON 10 • Balboa Stadium

January 5, 1964 • Weather: 71 degrees; wind NW 11 mph • Attendance - 30,127

	1	2	3	4	OT	F
Boston Patriots	7	3	0	0	--	10
San Diego	21	10	7	13	--	51

TEAM	Q	PLAY	SCORE	
			Visitor	Home
SD	1	T. Rote 2 yd run (G. Blair kick)	0	7
SD	1	K. Lincoln 67 yd run (G. Blair kick)	0	14
BOS	1	L. Garron 7 yd run (G. Cappelletti kick)	7	14
SD	1	P. Lowe 58 yd run (G. Blair kick)	7	21
SD	2	G. Blair 11 yd field goal	7	24
BOS	2	G. Cappelletti 15 yd field goal	10	24
SD	2	D. Norton 14 yd pass from T. Rote (G. Blair kick)	10	31
SD	3	L. Alworth 48 yd pass from T. Rote (G. Blair kick)	10	38
SD	4	K. Lincoln 25 yd pass from J. Hadl (pass failed)	10	44
SD	4	J. Hadl 1 yd run (G. Blair kick)	10	51

## FINAL INDIVIDUAL STATISTICS

RUSHING	NO	YDS	AVG	LG	TD	RUSHING	NO	YDS	AVG	LG	TD
H. Crump	7	18	2.6	6	0	K. Lincoln	13	206	15.8	67t	1
L. Garron	3	15	5.0	7t	1	P. Lowe	12	94	7.8	58t	1
B. Lott	3	15	5.0	6	0	T. Rote	4	15	3.8	10	1
T. Yewcic	1	14	14.0	14	0	G. McDougall	1	2	2.0	2	0
V. Parilli	1	10	10.0	10	0	J. Hadl	1	1	1.0	1t	1
R. Burton	1	3	3.0	3	0	B. Jackson	1	0	0.0	0	0
<b>Patriots:</b>	<b>16</b>	<b>75</b>	<b>4.7</b>	<b>14</b>	<b>1</b>	<b>Chargers:</b>	<b>32</b>	<b>318</b>	<b>9.9</b>	<b>67t</b>	<b>4</b>

RECEIVING	NO	YDS	AVG	LG	TD	RECEIVING	NO	YDS	AVG	LG	TD
R. Burton	4	12	3.0	8	0	K. Lincoln	7	123	17.6	32	1
H. Colclough	3	26	8.7	10	0	L. Alworth	4	77	19.3	48	1
G. Cappelletti	2	72	36.0	49	0	J. MacKinnon	2	53	26.5	33	0
A. Graham	2	68	34.0	45	0	D. Norton	2	44	22.0	30	1
H. Crump	2	28	14.0	28	0	D. Kocourek	1	5	5.0	5	0
B. Lott	2	16	8.0	11	0	G. McDougall	1	3	3.0	3	0
L. Garron	2	6	3.0	5	0	<b>Chargers:</b>	<b>17</b>	<b>305</b>	<b>17.9</b>	<b>48</b>	<b>3</b>
<b>Patriots:</b>	<b>17</b>	<b>228</b>	<b>13.4</b>	<b>49</b>	<b>0</b>						

INTERCEPTIONS	NO	YDS	AVG	LG	TD	INTERCEPTIONS	NO	YDS	AVG	LG	TD
None						B. Mifting	1	5	5.0	5	0
						P. Maguire	1	10	10.0	10	0
						<b>Chargers:</b>	<b>2</b>	<b>15</b>	<b>7.5</b>	<b>10</b>	<b>0</b>

PUNTING	NO	YDS	AVG	LG	TD	PUNTING	NO	YDS	AVG	LG	TD
T. Yewcic	7	328	46.9	68		R. Maguire	2	87	43.5	44	

PUNT RET.	NO	YDS	AVG	LG	TD	PUNT RET.	NO	YDS	AVG	LG	TD
None						None					

KICKOFF RET.	NO	YDS	AVG	LG	TD	KICKOFF RET.	NO	YDS	AVG	LG	TD
L. Garron	2	32	16.0	17	0	L. Alworth	2	47	23.5	28	0
H. Crump	2	31	15.5	22	0	P. Lowe	1	23	23.0	23	0
R. Burton	2	27	13.5	18	0	<b>Chargers:</b>	<b>3</b>	<b>70</b>	<b>23.3</b>	<b>62</b>	<b>0</b>
B. Suci	1	18	18.0	18	0						
T. Romeo	1	9	9.0	9	0						
B. Yates	1	5	5.0	5	0						
<b>Patriots:</b>	<b>9</b>	<b>122</b>	<b>13.6</b>	<b>22</b>	<b>0</b>						

PASSING	A	C	YDS	PCT.	TD	I	LG	S/YD	RATING
B. Parilli	29	14	189	48.3	0	1	49	0/0	55.1
T. Yewcic	8	3	39	37.5	0	1	23	0/0	14.1
<b>Chargers:</b>	<b>37</b>	<b>17</b>	<b>228</b>	<b>45.9</b>	<b>0</b>	<b>2</b>	<b>45</b>	<b>0/0</b>	<b>43.5</b>

PASSING	A	C	YDS	PCT.	TD	I	LG	S/YD	RATING
T. Rote	15	10	173	66.6	2	0	48	0/0	145.3
J. Hadl	10	6	112	60.0	1	0	33	0/0	132.1
K. Lincoln	1	1	20	100.0	0	0	20	0/0	118.8
<b>San Diego:</b>	<b>25</b>	<b>16</b>	<b>305</b>	<b>64.0</b>	<b>3</b>	<b>0</b>	<b>48</b>	<b>0/0</b>	<b>145.8</b>

TEAM STATISTICS	BOS	SD
<b>TOTAL FIRST DOWNS</b>	<b>14</b>	<b>21</b>
By Rushing	6	11
By Passing	8	9
By Penalty	0	1
<b>TOTAL NET YARDS</b>	<b>262</b>	<b>610</b>
Total Offensive Plays	59	60
<b>NET YARDS RUSHING</b>	<b>75</b>	<b>318</b>
Total Rushing Plays	16	32
Avg. per Rush	4.7	9.9
<b>NET YARDS PASSING</b>	<b>186</b>	<b>292</b>
Gross Yards Passing	228	305
Att.-Comp.-I	37-17-2	26-17-0
Completion Pct.	45.9	65.4
<b>PUNTS/AVERAGE</b>	<b>7/47</b>	<b>2/43.5</b>
<b>PENALTIES/YARDS</b>	<b>1/18</b>	<b>6/30</b>
<b>FUMBLES/BALLS LOST</b>	<b>1/0</b>	<b>1/1</b>
<b>FIELD GOALS</b>	<b>15</b>	<b>11</b>

## BOSTON PATRIOTS STARTING LINEUP

WR	G. Cappelletti	DE	B. Dee
T	D. Oakes	DT	H. Antwine
G	C. Long	DT	J. Richardson
C	W. Cudzik	DE	L. Eisenhauer
G	B. Neighbors	LB	T. Addison
T	M. Graham	LB	N. Buoniconti
TE	T. Romeo	LB	J. Rudolph
WR	J. Colclough	CB	D. Felt
QB	V. Parilli	CB	B. Suci
RB	R. Burton	S	R. Hall
FB	L. Garron	S	R. O'Hanley

## SAN DIEGO CHARGERS STARTING LINEUP

WR	D. Norton	DE	E. Faison
T	E. Wright	DT	H. Schmidt
G	S. DeLuca	DT	G. Gross
C	D. Rogers	DE	B. Patrick
G	P. Shea	LB	E. Karas
T	R. Mix	LB	C. Allen
TE	D. Kocourek	LB	P. Maguire
WR	L. Alworth	CB	B. Whitehead
QB	T. Rote	CB	D. Harris
RB	K. Lincoln	S	G. Blair
FB	P. Lowe	S	G. Glick

## GAME NOTES

- This was the first of eight championship games involving the Patriots. (also Super Bowls XX, XXXI, XXXVI, XXXVIII, XXXIX, XLII and XLVI).
- The 610 yards yielded by the Patriots defense still ranks as the highest total ever given up by the Patriots.
- The Patriots committed only one penalty versus the Chargers. It is the lowest single game total in team playoff history (tied with Dec. 28, 1985 at N.Y. Jets).



# SUPER BOWL XX

SUPER BOWL XX • CHICAGO 46, NEW ENGLAND 10 • Louisiana Superdome

January 26, 1986 • Weather: Indoors • Attendance - 73,818

	1	2	3	4	OT	F
Chicago Bears	13	10	21	2	--	46
New England Patriots	3	0	0	7	--	10

TEAM	Q	PLAY	SCORE	
			Visitor	Home
NE	1	T. Franklin 36 yd field goal	0	3
CHI	1	K. Butler 28 yd field goal	3	3
CHI	1	K. Butler 24 yd field goal	6	3
CHI	1	M. Suhey 11 yd run (K. Butler kick)	13	3
CHI	2	J. McMahon 2 yd run (K. Butler kick)	20	3
CHI	2	K. Butler 24 yd field goal	23	3
CHI	3	J. McMahon 1 yd run (K. Butler kick)	30	3
CHI	3	R. Phillips 28 yd interception return (K. Butler kick)	37	3
CHI	3	W. Perry 1 yd run (K. Butler kick)	44	3
NE	4	I. Fryar 8 yd pass from S. Grogan (T. Franklin kick)	44	10
CHI	4	Safety, S. Grogan tackled by H. Waechter in end zone	46	10

## FINAL INDIVIDUAL STATISTICS

RUSHING	NO	YDS	AVG	LG	TD	RUSHING	NO	YDS	AVG	LG	TD
T. Collins	3	4	1.3	3	0	W. Payton	22	61	2.8	7	0
R. Weathers	1	3	3.0	3	0	M. Suhey	11	52	4.7	11	1
S. Grogan	1	3	3.0	3	0	T. Sanders	4	15	3.8	10	0
C. James	5	1	0.2	3	0	D. Gentry	3	15	5.0	8	0
G. Hawthorne	1	-4	-4.0	-4	0	J. McMahon	5	14	2.8	7	2
<b>Patriots:</b>	<b>11</b>	<b>7</b>	<b>0.6</b>	<b>3</b>	<b>0</b>	C. Thomas	2	8	4.0	7	0
						W. Perry	1	1	1.0	1	1
						S. Fuller	1	1	1.0	1	0
						<b>Bears:</b>	<b>49</b>	<b>167</b>	<b>3.4</b>	<b>11</b>	<b>4</b>

RECEIVING	NO	YDS	AVG	LG	TD	RECEIVING	NO	YDS	AVG	LG	TD
S. Morgan	7	70	10.0	19	0	W. Gault	4	129	32.3	60	0
S. Starring	2	39	19.5	24	0	D. Gentry	2	41	20.5	27	0
I. Fryar	2	24	12.0	16	1	K. Margerum	2	36	18.0	29	0
T. Collins	2	19	9.5	11	0	E. Moorehead	2	22	11.0	14	0
D. Ramsey	2	16	8.0	11	0	M. Suhey	1	24	24.0	24	0
C. James	1	6	6.0	6	0	C. Thomas	1	4	4.0	4	0
R. Weathers	1	3	3.0	3	0	<b>Bears:</b>	<b>12</b>	<b>256</b>	<b>21.3</b>	<b>60</b>	<b>0</b>
<b>Patriots:</b>	<b>17</b>	<b>177</b>	<b>10.4</b>	<b>24</b>	<b>1</b>						

INTERCEPTIONS	NO	YDS	AVG	LG	TD	INTERCEPTIONS	NO	YDS	AVG	LG	TD
None						R. Phillips	1	28	28.0	28	1
						J. Morrissey	1	47	47.0	47	0
						<b>Bears:</b>	<b>2</b>	<b>75</b>	<b>37.5</b>	<b>47</b>	<b>1</b>

PUNTING	NO	YDS	AVG	TB	In20	LG	PUNTING	NO	YDS	AVG	TB	In20	LG
R. Camarillo	6	263	43.8	1	1	62	M. Buford	4	173	43.3	1	1	52

PUNT RET.	NO	FC	YDS	AVG	LG	TD	PUNT RET.	NO	FC	YDS	AVG	LG	TD
I. Fryar	2	0	22	11.0	12	0	K. Ortego	2	1	20	10.0	12	0
<b>Patriots:</b>	<b>2</b>	<b>0</b>	<b>22</b>	<b>11.0</b>	<b>12</b>	<b>0</b>	<b>Bears:</b>	<b>2</b>	<b>1</b>	<b>20</b>	<b>10.0</b>	<b>12</b>	<b>0</b>

KICKOFF RET.	NO	YDS	AVG	LG	TD	KICKOFF RET.	NO	YDS	AVG	LG	TD
S. Starring	7	153	21.9	36	0	W. Gault	4	49	12.3	18	0
<b>Patriots:</b>	<b>7</b>	<b>153</b>	<b>21.9</b>	<b>36</b>	<b>0</b>	<b>Bears:</b>	<b>4</b>	<b>49</b>	<b>12.3</b>	<b>18</b>	<b>0</b>

PASSING	A	C	YDS	PCT.	TD	I	LG	S/YD	RATING
S. Grogan	30	17	177	56.7	1	2	24	4/33	57.2
T. Eason	6	0	0	0.0	0	0	0	3/28	39.6
<b>Patriots:</b>	<b>36</b>	<b>17</b>	<b>177</b>	<b>47.2</b>	<b>1</b>	<b>2</b>	<b>24</b>	<b>7/61</b>	<b>48.0</b>

PASSING	A	C	YDS	PCT.	TD	I	LG	S/YD	RATING
J. McMahon	20	12	256	60.0	0	0	60	1/3	104.2
W. Fuller	4	0	0	0.0	0	0	0	1/11	39.6
W. Perry	0	0	0	0.0	0	0	0	1/1	--
<b>Bears:</b>	<b>24</b>	<b>12</b>	<b>256</b>	<b>50.0</b>	<b>0</b>	<b>0</b>	<b>60</b>	<b>3/15</b>	<b>88.2</b>

TEAM STATISTICS	CHI	NE
<b>TOTAL FIRST DOWNS</b>	<b>23</b>	<b>12</b>
By Rushing	13	1
By Passing	9	10
By Penalty	1	1
Third Down: Md/Att.	7/14	1/10
Third Down: Eff.	50%	10%
<b>TOTAL NET YARDS</b>	<b>408</b>	<b>123</b>
Total Offensive Plays	76	54
Average Per Play	5.4	2.3
<b>NET YARDS RUSHING</b>	<b>167</b>	<b>7</b>
Total Rushing Plays	49	11
Avg. per Rush	3.4	0.6
<b>NET YARDS PASSING</b>	<b>241</b>	<b>116</b>
Sacked/Yards Lost	3/15	7/61
Gross Yards Passing	256	177
Att.-Comp.-I	24-12-0	36-17-2
Completion Pct.	50.0	47.2
<b>PUNTS/AVERAGE</b>	<b>4/43.4</b>	<b>6/43.8</b>
<b>PENALTIES/YARDS</b>	<b>7/40</b>	<b>5/35</b>
<b>FUMBLES/BALLS LOST</b>	<b>3/2</b>	<b>4/4</b>
<b>FIELD GOALS</b>	<b>28,24,24</b>	<b>36</b>

## NE PATRIOTS STARTING LINEUP

WR	S. Morgan	DE	G. Veris
T	B. Holloway	NT	L. Williams
G	J. Hannah	DE	J. Adams
C	P. Brock	LB	A. Tippett
G	R. Wooten	LB	S. Nelson
T	S. Moore	LB	L. McGrew
TE	L. Dawson	LB	D. Blackmon
WR	S. Starring	CB	R. Lippett
QB	T. Eason	CB	R. Clayborn
RB	T. Collins	S	R. James
FB	C. James	S	F. Marion

## CHICAGO BEARS STARTING LINEUP

WR	W. Gault	DE	D. Hampton
T	J. Covert	DL	S. McMichael
G	M. Bortz	DL	W. Perry
C	J. Hilgenberg	DE	R. Dent
G	T. Thayer	LB	O. Wilson
T	K. VanHorne	LB	M. Singletary
TE	E. Moorehead	LB	W. Marshall
WR	D. McKinnon	CB	M. Richardson
QB	J. McMahon	CB	L. Frazier
RB	W. Payton	S	D. Duerson
FB	M. Suhey	S	G. Fencik

## GAME NOTES

- This game marked the Patriots' first trip to the Super Bowl and the team's first title game appearance in 22 years.
- New England scored the quickest points in Super Bowl history when K Tony Franklin booted a 36-yard field goal 1:19 into the contest.

# SUPER BOWL XXXI

SUPER BOWL XXXI • GREEN BAY 35, NEW ENGLAND 21 • Louisiana Superdome

January 26, 1997 • Weather: Indoors • Attendance - 72,301

	1	2	3	4	OT	F
New England Patriots	14	0	7	0	--	21
Green Bay Packers	10	17	8	0	--	35

TEAM	Q	PLAY	SCORE	
			Visitor	Home
GB	1	A. Rison 54 yd pass from B. Favre (C. Jacke kick)	0	7
GB	1	C. Jacke 37 yd field goal	0	10
NE	1	K. Byars 1 yd pass from D. Bledsoe (A. Vinatieri kick)	7	10
NE	1	B. Coates 4 yd pass from D. Bledsoe (A. Vinatieri kick)	14	10
GB	2	A. Freeman 81 yd pass from B. Favre (C. Jacke kick)	14	17
GB	2	C. Jacke 31 yd field goal	14	20
GB	2	B. Favre 2 yd run (C. Jacke kick)	14	27
NE	3	C. Martin 18 yd run (A. Vinatieri kick)	21	27
GB	3	D. Howard 99 yd kickoff return (M. Chmura-B. Favre pass)	21	35

## FINAL INDIVIDUAL STATISTICS

RUSHING	NO	YDS	AVG	LG	TD	RUSHING	NO	YDS	AVG	LG	TD
C. Martin	11	42	3.8	18t	1	D. Levens	14	61	4.4	12	0
D. Bledsoe	1	1	1.0	1	0	E. Bennett	17	40	2.4	10	0
D. Meggett	1	0	0	0	0	B. Favre	4	12	3.0	12	1
Patriots:	13	43	3.3	18t	1	W. Henderson	1	2	2.0	2	0
						Packers:	36	115	3.2	12	1

RECEIVING	NO	YDS	AVG	LG	TD	RECEIVING	NO	YDS	AVG	LG	TD
B. Coates	6	67	11.2	19	1	A. Freeman	3	105	35.0	81t	1
T. Glenn	4	62	15.5	44	0	D. Levens	3	23	7.7	14	0
K. Byars	4	42	10.5	32	1	A. Rison	2	77	38.5	54t	1
S. Jefferson	3	34	11.3	14	0	W. Henderson	2	14	7.0	8	0
C. Martin	3	28	9.3	20	0	M. Chmura	2	13	6.5	8	0
D. Meggett	3	8	2.7	5	0	K. Jackson	1	10	10.0	10	0
V. Brisby	2	12	6.0	7	0	E. Bennett	1	4	4.0	4	0
Patriots:	25	253	10.1	44	2	Packers:	14	246	17.6	81t	2

INTERCEPTIONS	NO	YDS	AVG	LG	TD	INTERCEPTIONS	NO	YDS	AVG	LG	TD
None						B. Williams	1	16	16.0	16	0
						M. Prior	1	8	8.0	8	0
						D. Evans	1	0	0	0	0
						C. Newsome	1	0	0	0	0
						Packers:	4	24	6.0	16	0

PUNTING	NO	YDS	AVG	TB	In20	LG	PUNTING	NO	YDS	AVG	TB	In20	LG
T. Tupa	8	361	45.1	0	3	53	C. Hentrich	7	299	42.7	0	1	58

PUNT RET.	NO	FC	YDS	AVG	LG	TD	PUNT RET.	NO	FC	YDS	AVG	LG	TD
D. Meggett	4	2	30	7.5	20	0	D. Howard	6	1	90	15.0	34	0
[DOWNED]	1						[OUT OF BOUNDS]	1					
Patriots:	4	2	30	7.5	20	0	Packers:	6	1	90	15.0	34	0

KICKOFF RET.	NO	YDS	AVG	LG	TD	KICKOFF RET.	NO	YDS	AVG	LG	TD
D. Meggett	5	117	23.4	26	0	D. Howard	4	154	38.5	99t	1
H. Graham	1	18	18.0	18	0	Packers:	4	154	38.5	99t	1
Patriots:	6	135	22.5	26	0						

PASSING	A	C	YDS	PCT.	TD	I	LG	S/YD	RATING
D. Bledsoe	48	25	253	52.1	2	4	44	5/39	46.6
Patriots:	48	25	253	52.1	2	4	44	5/39	46.6

PASSING	A	C	YDS	PCT.	TD	I	LG	S/YD	RATING
B. Favre	27	14	246	51.9	2	0	81t	5/38	107.9
Packers:	27	14	246	51.9	2	0	81t	5/38	107.9

TEAM STATISTICS	NE	GB
<b>TOTAL FIRST DOWNS</b>	<b>16</b>	<b>16</b>
By Rushing	3	8
By Passing	12	6
By Penalty	1	2
Third Down: Md/Att.	4/14	3/15
Third Down: Eff.	29%	20%
<b>TOTAL NET YARDS</b>	<b>257</b>	<b>323</b>
Total Offensive Plays	66	68
Avg. per Play	3.9	4.8
<b>NET YARDS RUSHING</b>	<b>43</b>	<b>115</b>
Total Rushing Plays	13	36
Avg. per Rush	3.3	3.2
<b>NET YARDS PASSING</b>	<b>214</b>	<b>208</b>
Sacked/Yards Lost	5/39	5/38
Gross Yards Passing	253	246
Att.-Comp.-Int	48-25-4	27-14-0
Completion Pct.	52.1	51.9
<b>PUNTS/AVERAGE</b>	<b>8/45.1</b>	<b>7/42.7</b>
<b>PENALTIES/YARDS</b>	<b>2/22</b>	<b>3/41</b>
<b>FUMBLES/BALLS LOST</b>	<b>0/0</b>	<b>0/0</b>
<b>FIELD GOALS</b>	None	37,3147

## NE PATRIOTS STARTING LINEUP

WR S. Jefferson	DE F. Collons
T B. Armstrong	DL M. Wheeler
G W. Roberts	DL P. Sagapolutele
C D. Wohlabaugh	DE W. McGinest
G T. Rucci	LB C. Slade
T M. Lane	LB T. Johnson
TE B. Coates	LB T. Collins
WR T. Glenn	CB T. Law
QB D. Bledsoe	CB Q. Smith
RB C. Martin	S L. Milloy
FB K. Byars	S W. Clay

## GREEN BAY PACKERS STARTING LINEUP

WR A. Freeman	LE R. White
T B. Wilkerson	DT S. Dotson
G A. Taylor	NT Gi. Brown
C F. Winters	DE S. Jones
G A. Timmerman	LB W. Simmons
T E. Dotson	LB R. Cox
TE M. Chmura	LB B. Williams
WR A. Rison	CB C. Newsome
QB B. Favre	CB D. Evans
RB E. Bennett	S L. Butler
RB W. Henderson	S E. Robinson

## GAME NOTES

- The Patriots were within six points (27-21) in the third quarter, but Green Bay's four interceptions and a kickoff return for a touchdown helped the Packers to victory.
- The two teams combined for a Super Bowl record 24 points in the first quarter. (New England - 14; Green Bay - 10)
- Green Bay's Desmond Howard became the first special teams player to be awarded the Super Bowl MVP trophy.

# SUPER BOWL XXXVI

SUPER BOWL XXXVI • NEW ENGLAND 20, ST. LOUIS 17 • Louisiana Superdome

February 3, 2002 • Weather: Indoors • Attendance - 72,922

	1	2	3	4	OT	F
St. Louis Rams	3	0	0	14	--	17
New England Patriots	0	14	3	3	--	20

		SCORE	
TEAM	Q PLAY	Visitor	Home
STL	1 J. Wilkins 50 yd field goal	3	0
NE	2 T. Law 47 yd interception return (A. Vinatieri kick)	3	7
NE	2 D. Patten 8 yd pass from T. Brady (A. Vinatieri kick)	3	14
NE	3 A. Vinatieri 37 yd field goal	3	17
STL	4 K. Warner 2 yd run (J. Wilkins kick)	10	17
STL	4 R. Proehl 26 yd pass from K. Warner (J. Wilkins kick)	17	17
NE	4 A. Vinatieri 48 yd field goal	17	20

## FINAL INDIVIDUAL STATISTICS

RUSHING	NO	YDS	AVG	LG	TD	RUSHING	NO	YDS	AVG	LG	TD
M. Faulk	17	76	4.5	15	0	A. Smith	18	92	5.1	17	0
K. Warner	3	6	2.0	5	1	D. Patten	1	22	22.0	22	0
A. Hakim	1	5	5.0	5	0	K. Faulk	2	15	7.5	8	0
J. Hodgins	1	3	3.0	3	0	M. Edwards	2	5	2.5	3	0
Rams:	22	90	4.1	15	1	T. Brady	1	3	3.0	3	0
						J. Redmond	1	-4	-4.0	-4	0
						Patriots:	25	133	5.3	22	0

RECEIVING	NO	YDS	AVG	LG	TD	RECEIVING	NO	YDS	AVG	LG	TD
A. Hakim	5	90	18.0	29	0	T. Brown	6	89	14.8	23	0
I. Bruce	5	56	11.2	22	0	J. Redmond	3	24	8.0	11	0
T. Holt	5	49	9.8	18	0	J. Wiggins	2	14	7.0	8	0
M. Faulk	4	54	13.5	22	0	M. Edwards	2	7	3.5	5	0
R. Proehl	3	71	23.7	30	1	D. Patten	1	8	8.0	8t	1
J. Robinson	2	18	9.0	12	0	A. Smith	1	4	4.0	4	0
E. Conwell	2	8	4.0	9	0	K. Faulk	1	-1	-1.0	-1	0
Y. Murphy	1	11	11.0	11	0	Patriots:	16	145	9.1	23	1
J. Hodgins	1	8	8.0	8	0						
Rams:	28	365	13.0	30	1						

INTERCEPTIONS	NO	YDS	AVG	LG	TD	INTERCEPTIONS	NO	YDS	AVG	LG	TD
None						T. Law	1	47	47.0	47t	1
						O. Smith	1	30	30.0	0	0
						Patriots:	2	77	38.5	47t	1

PUNTING	NO	YDS	AVG	TB	In20	LG	PUNTING	NO	YDS	AVG	TB	In20	LG
J. Baker	4	159	39.8	1	3	49	K. Walter	8	345	43.1	4	2	53

PUNT RET.	NO	FC	YDS	AVG	LG	TD	PUNT RET.	NO	FC	YDS	AVG	LG	TD
D. Bly	3	2	6	2.0	7	0	T. Brown	1	1	4	4.0	4	0
[OUT OF BOUNDS]	1						[OUT OF BOUNDS]	1					
[TOUCHBACK]	1						[TOUCHBACK]	1					
Rams:	3	2	6	2.0	7	0	Patriots:	1	1	4	4.0	4	0

KICKOFF RET.	NO	YDS	AVG	LG	TD	KICKOFF RET.	NO	YDS	AVG	LG	TD
Y. Murphy	3	81	27.0	38	0	P. Pass	3	85	28.3	35	0
M. Faulk	1	1	1.0	1	0	T. Brown	1	15	15.0	15	0
Rams:	4	82	20.5	38	0	Patriots:	4	100	25.0	35	0

PASSING	A	C	YDS	PCT	TD	I	LG	S/YD	RATING
K. Warner	44	28	365	63.6	1	2	30	3/28	78.3
Rams:	44	28	365	63.6	1	2	30	3/28	78.3

PASSING	A	C	YDS	PCT	TD	I	LG	S/YD	RATING
T. Brady	27	16	145	59.3	1	0	23	1/7	86.2
K. Faulk	0	0	0	0.0	0	0	0	1/4	--
Patriots:	27	16	145	59.3	1	0	23	2/11	86.2

TEAM STATISTICS	STL	NE
<b>TOTAL FIRST DOWNS</b>	<b>26</b>	<b>15</b>
By Rushing	7	6
By Passing	16	8
By Penalty	3	1
Third Down: Md/Att.	5/13	2/11
Third Down: Eff.	38%	18%
<b>TOTAL NET YARDS</b>	<b>427</b>	<b>267</b>
Total Offensive Plays	69	54
Avg. per Play	6.2	4.9
<b>NET YARDS RUSHING</b>	<b>90</b>	<b>133</b>
Total Rushing Plays	22	25
Avg. per Rush	4.1	5.3
<b>NET YARDS PASSING</b>	<b>337</b>	<b>134</b>
Sacked/Yards Lost	3/28	2/11
Gross Yards Passing	365	145
Att.-Comp.-Int	44-28-2	27-16-0
Completion Pct.	63.6	59.3
<b>PUNTS/AVERAGE</b>	<b>4/39.8</b>	<b>8/43.1</b>
<b>PENALTIES/YARDS</b>	<b>6/39</b>	<b>5/31</b>
<b>FUMBLES/BALLS LOST</b>	<b>2/1</b>	<b>0/0</b>
<b>FIELD GOALS</b>	<b>50, 52</b>	<b>37, 48</b>

## NE PATRIOTS STARTING LINEUP

WR T. Brown	LE B. Hamilton
LT M. Light	DT B. Mitchell
LG M. Compton	DT R. Seymour
C D. Woody	RE A. Pleasant
RG J. Andruzzi	LLB M. Vrabel
RT G. Robinson-Randall	MLB T. Bruschi
TE J. Wiggins	RLB R. Phifer
WR D. Patten	LCB T. Law
QB T. Brady	RCB O. Smith
FB M. Edwards	SS L. Milloy
RB A. Smith	FS T. Jones

## ST. LOUIS RAMS STARTING LINEUP

WR T. Holt	LE C. Ahanotu
LT O. Pace	DT B. Young
LG T. Nutton	DT J. Zgonina
C A. McCollum	RE G. Wistrom
RG A. Timmerman	LLB D. Davis
RT R. Jones	MLB L. Fletcher
TE E. Conwell	RLB T. Polley
WR I. Bruce	LCB A. Williams
QB K. Warner	RCB D. McClellan
FB J. Hodgins	SS A. Archuleta
RB M. Faulk	FS K. Herring

## GAME NOTES

- The Patriots won the first Super Bowl in their 42-year history with their 20-17 win over the Rams.
- Patriots kicker Adam Vinatieri kicked the first last second, game-winning field goal in Super Bowl history as his 48-yard kick sailed through the goalposts as time expired.
- The Patriots defense forced three St. Louis turnovers and converted them into two touchdowns and a field goal.

# SUPER BOWL XXXVIII

SUPER BOWL XXXVIII • NEW ENGLAND 32, CAROLINA 29 • Reliant Stadium

February 1, 2004 • Weather: Indoors • Attendance - 71,525

	1	2	3	4	OT	F
Carolina Panthers	0	10	0	19	--	29
New England Patriots	0	14	0	18	--	32

TEAM	Q	PLAY	SCORE	
			Visitor	Home
NE	2	D. Branch 5 yd pass from T. Brady (A. Vinatieri kick)	0	7
CAR	2	S. Smith 39 yd pass from J. Delhomme (J. Kasay kick)	7	7
NE	2	D. Givens 5 yd pass from T. Brady (A. Vinatieri kick)	7	14
CAR	2	J. Kasay 50 yd field goal	10	14
NE	4	A. Smith 2 yd run (A. Vinatieri kick)	10	21
CAR	4	D. Foster 33 yd run (pass failed)	16	21
CAR	4	M. Muhammad 85 yd pass from J. Delhomme (pass failed)	22	21
NE	4	M. Vrabel 1 yd pass from T. Brady (K. Faulk run)	22	29
CAR	4	R. Proehl 12 yd pass from J. Delhomme (J. Kasay kick)	29	29
NE	4	A. Vinatieri 41 yd field goal	29	32

## FINAL INDIVIDUAL STATISTICS

RUSHING	NO	YDS	AVG	LG	TD	RUSHING	NO	YDS	AVG	LG	TD
S. Davis	13	49	3.8	21	0	A. Smith	26	83	3.2	9	1
D. Foster	3	43	14.3	33t	1	K. Faulk	6	42	7	23	0
Panthers:	16	92	5.8	33t	1	T. Brady	2	12	6	12	0
						T. Brown	1	-10	-10	-10	0
						Patriots:	35	127	3.6	23	1

RECEIVING	NO	YDS	AVG	LG	TD	RECEIVING	NO	YDS	AVG	LG	TD
M. Muhammad	4	140	35.0	85t	1	D. Branch	10	143	14.3	52	1
S. Smith	4	80	20.0	39t	1	T. Brown	8	76	9.5	13	0
R. Proehl	4	71	17.8	31	1	D. Givens	5	69	13.8	25	1
J. Wiggins	2	21	10.5	15	0	D. Graham	4	46	11.5	33	0
D. Foster	1	9	9.0	9	0	K. Faulk	4	19	4.8	7	0
K. Mangum	1	2	2.0	2	0	M. Vrabel	1	1	1	1	1
Panthers:	16	323	20.2	85	3	Patriots:	32	354	11.1	52	3

INTERCEPTIONS	NO	YDS	AVG	LG	TD	INTERCEPTIONS	NO	YDS	AVG	LG	TD
R. Howard	1	12	12.0	12	0	None					

PUNTING	NO	YDS	AVG	TB	IN20	LG	PUNTING	NO	YDS	AVG	TB	IN20	LG
T. Sauerbrun	7	310	44.3	0	1	51	K. Walter	5	173	34.6	0	2	51

PUNT RET.	NO	FC	YDS	AVG	LG	TD	PUNT RET.	NO	FC	YDS	AVG	LG	TD
S. Smith	1	1	2	2.0	2	0	T. Brown	4	1	40	10.0	28	0
[DOWNED]	1						D. Branch	1	1	2	2.0	2	0
Panthers:	1	1	2	2.0	2	0	Patriots:	5	2	42	8.4	28	0

KICKOFF RET.	NO	YDS	AVG	LG	TD	KICKOFF RET.	NO	YDS	AVG	LG	TD
R. Smart	4	74	18.5	22	0	B. Johnson	4	78	19.5	29	0
S. Smith	1	30	30.0	30	0	[OUT OF BOUNDS]1					
K. Mangum	1	12	12.0	12	0	Patriots:	4	78	19.5	29	0
Panthers:	6	116	19.3	30	0						

PASSING	A	C	YDS	PCT	TD	I	LG	S/YD	RATING
J. Delhomme	33	16	323	48.5	3	0	85	4/28	113.6
Panthers:	33	16	323	48.5	3	0	85	4/28	113.6

PASSING	A	C	YDS	PCT	TD	I	LG	S/YD	RATING
T. Brady	48	32	354	66.7	3	1	52	0/0	100.5
Patriots:	48	32	354	66.7	3	1	52	0/0	100.5

TEAM STATISTICS	CAR	NE
<b>TOTAL FIRST DOWNS</b>	<b>17</b>	<b>29</b>
By Rushing	3	7
By Passing	12	19
By Penalty	2	3
Third Down: Md/Att.	4/12	8/17
Third Down: Eff.	33%	47%
<b>TOTAL NET YARDS</b>	<b>387</b>	<b>481</b>
Total Offensive Plays	53	83
Avg. per Play	7.3	5.8
<b>NET YARDS RUSHING</b>	<b>92</b>	<b>127</b>
Total Rushing Plays	16	35
Avg. Per Rush	5.8	3.6
<b>NET YARDS PASSING</b>	<b>295</b>	<b>354</b>
Sacked/Yards Lost	4/28	0/0
Gross Yards Passing	323	354
Att.-Comp.-Int	33-16-0	48-32-1
Completion Pct.	48.5	66.7
<b>PUNTS/AVERAGE</b>	<b>7/44.3</b>	<b>5/34.6</b>
<b>PENALTIES/YARDS</b>	<b>12/73</b>	<b>8/60</b>
<b>FUMBLES/BALLS LOST</b>	<b>1/1</b>	<b>1/0</b>
<b>FIELD GOALS</b>	<b>50</b>	<b>31,36,41</b>

## NE PATRIOTS STARTING LINEUP

WR D. Branch	LE B. Hamilton
LT M. Light	NT T. Washington
LG R. Hochstein	RE R. Seymour
C D. Koppen	OLB W. McGinest
RG J. Andruzzi	ILB T. Bruschi
RT T. Ashworth	ILB R. Phifer
TE D. Graham	OLB M. Vrabel
WR T. Brown	LCB T. Law
QB T. Brady	RCB T. Poole
RB A. Smith	S E. Wilson
FB L. Centers	S R. Harrison

## CAROLINA PANTHERS STARTING LINEUP

WR M. Muhammad	LDE J. Peppers
LT T. Steussie	LDT B. Buckner
LG J. James	RDT K. Jenkins
C J. Mitchell	RDE M. Rucker
RG K. Donnalley	SLB G. Favors
RT J. Gross	MLB D. Morgan
TE J. Wiggins	WLB W. Witherspoon
WR S. Smith	LCB R. Manning
QB J. Delhomme	RCB R. Howard
FB B. Hoover	SS M. Minter
RB S. Davis	FS D. Grant

## GAME NOTES

- The Patriots won the Super Bowl for the second time in three seasons with a thrilling 32-29 win over the Panthers.
- Adam Vinatieri nailed a 41-yard field goal with four seconds left to give the Patriots the last-second victory.
- Deion Branch's 10 receptions were the second most in Super Bowl history, and MVP Tom Brady's 32 completions set a Super Bowl record.

# SUPER BOWL XXXIX

SUPER BOWL XXXIX • NEW ENGLAND 24, PHILADELPHIA 21 • Alltel Stadium

February 6, 2005 • 59 degrees; Clear; Wind N 12 mph • Attendance - 78,125

	1	2	3	4	OT	F
New England Patriots	0	7	7	10	--	24
Philadelphia Eagles	0	7	7	7	--	21

TEAM	Q	PLAY	SCORE	
			Visitor	Home
PHI	2	L. Smith 6 yd pass from D. McNabb (D. Akers kick)	0	7
NE	2	D. Givens 4 yd pass from T. Brady (A. Vinatieri kick)	7	7
NE	3	M. Vrabel 2 yd pass from T. Brady (A. Vinatieri kick)	14	7
PHI	3	B. Westbrook 10 yd pass from D. McNabb (D. Akers)	14	14
NE	4	C. Dillon 2 yd run (A. Vinatieri kick)	21	14
NE	4	A. Vinatieri 22 yd field goal	24	14
PHI	4	G. Lewis 30 yd pass from D. McNabb (D. Akers kick)	24	21

## FINAL INDIVIDUAL STATISTICS

RUSHING	NO	YDS	AVG	LG	TD	RUSHING	NO	YDS	AVG	LG	TD
C. Dillon	18	75	4.2	25	1	B. Westbrook	15	44	2.9	22	0
K. Faulk	8	38	4.8	12	0	D. Levens	1	1	1.0	1	0
P. Pass	1	0	0.0	0	0	D. McNabb	1	0	0.0	0	0
T. Brady	1	-1	-1.0	-1	0	Eagles:	17	45	2.6	22	0
<b>Patriots:</b>	<b>28</b>	<b>112</b>	<b>4.0</b>	<b>25</b>	<b>1</b>						

RECEIVING	NO	YDS	AVG	LG	TD	RECEIVING	NO	YDS	AVG	LG	TD
D. Branch	11	133	12.1	27	0	T. Owens	9	122	13.6	36	0
C. Dillon	3	31	10.3	16	0	B. Westbrook	7	60	8.6	15	1
D. Givens	3	19	6.3	13	1	T. Pinkston	4	82	20.5	40	0
K. Faulk	2	27	13.5	14	0	G. Lewis	4	53	13.3	30t	1
T. Brown	2	17	8.5	12	0	L. Smith	4	27	6.8	9	1
D. Graham	1	7	7.0	7	0	F. Mitchell	1	11	11.0	11	0
M. Vrabel	1	2	2.0	2t	1	J. Parry	1	2	2.0	2	0
<b>Patriots:</b>	<b>23</b>	<b>236</b>	<b>10.3</b>	<b>27</b>	<b>2</b>	<b>Eagles:</b>	<b>30</b>	<b>357</b>	<b>11.9</b>	<b>40</b>	<b>3</b>

INTERCEPTIONS	NO	YDS	AVG	LG	TD	INTERCEPTIONS	NO	YDS	AVG	LG	TD
R. Harrison	2	5	2.5	6	0	None					
T. Bruschi	1	0	0.0	0	0						
<b>Patriots:</b>	<b>3</b>	<b>5</b>	<b>1.7</b>	<b>6</b>	<b>0</b>						

PUNTING	NO	YDS	AVG	TB	IN20	LG	PUNTING	NO	YDS	AVG	TB	IN20	LG
J. Miller	7	316	45.1	0	3	50	D. Johnson	5	214	42.8	0	1	52

PUNT RET.	NO	FC	YDS	AVG	LG	TD	PUNT RET.	NO	FC	YDS	AVG	LG	TD
T. Brown	3	1	12	4.0	8	0	B. Westbrook	3	0	19	6.3	10	0
B. Johnson	1	0	14	14.0	14	0	L. Sheppard	0	2	0	0.0	0	0
<b>Patriots:</b>	<b>4</b>	<b>1</b>	<b>26</b>	<b>6.5</b>	<b>14</b>	<b>0</b>	<b>Eagles:</b>	<b>3</b>	<b>2</b>	<b>19</b>	<b>6.3</b>	<b>10</b>	<b>0</b>

KICKOFF RET.	NO	YDS	AVG	LG	TD	KICKOFF RET.	NO	YDS	AVG	LG	TD
B. Johnson	2	44	22.0	26	0	J. Reed	4	82	20.5	26	0
P. Pass	1	17	17.0	17	0	R. Hood	1	32	32.0	32	0
C. Fauria	1	2	2.0	2	0	<b>Eagles:</b>	<b>5</b>	<b>114</b>	<b>22.8</b>	<b>32</b>	<b>0</b>
<b>Patriots:</b>	<b>4</b>	<b>63</b>	<b>15.8</b>	<b>26</b>	<b>0</b>						

PASSING	A	C	YDS	PCT	TD	I	LG	S/YD	RATING
T. Brady	33	23	236	69.7	2	0	27	2/17	110.2
<b>Patriots:</b>	<b>33</b>	<b>23</b>	<b>236</b>	<b>69.7</b>	<b>2</b>	<b>0</b>	<b>27</b>	<b>2/17</b>	<b>110.2</b>

PASSING	A	C	YDS	PCT	TD	I	LG	S/YD	RATING
D. McNabb	51	30	357	58.8	3	3	40	4/33	75.4
<b>Eagles:</b>	<b>51</b>	<b>30</b>	<b>357</b>	<b>58.8</b>	<b>3</b>	<b>3</b>	<b>40</b>	<b>4/33</b>	<b>75.4</b>

TEAM STATISTICS	NE	PHI
<b>TOTAL FIRST DOWNS</b>	<b>21</b>	<b>24</b>
By Rushing	6	4
By Passing	14	18
By Penalty	1	2
Third Down: Md/Att.	4/12	9/16
Third Down: Eff.	33%	56%
<b>TOTAL NET YARDS</b>	<b>331</b>	<b>369</b>
Total Offensive Plays	63	72
Avg. per Play	5.3	5.1
<b>NET YARDS RUSHING</b>	<b>112</b>	<b>45</b>
Total Rushing Plays	28	17
Avg. Per Rush	4.0	2.6
<b>NET YARDS PASSING</b>	<b>219</b>	<b>324</b>
Sacked/Yards Lost	2/17	4/33
Gross Yards Passing	236	357
Att.-Comp.-Int	33-23-0	51-30-3
Completion Pct.	69.7	58.8
<b>PUNTS/AVERAGE</b>	<b>7/45.1</b>	<b>5/42.8</b>
<b>PENALTIES/YARDS</b>	<b>7/47</b>	<b>3/35</b>
<b>FUMBLES/BALLS LOST</b>	<b>1/1</b>	<b>2/1</b>
<b>FIELD GOALS</b>	<b>22</b>	

## NE PATRIOTS STARTING LINEUP

WR D. Branch	DE J. Green
LT M. Light	NT V. Wilfork
LG J. Andruzzi	OLB R. Colvin
C D. Koppen	OLB W. McGinest
RG S. Neal	ILB T. Bruschi
RT B. Gorin	ILB R. Phifer
TE D. Graham	OLB M. Vrabel
WR D. Givens	LCB R. Gay
QB T. Brady	RCB A. Samuel
RB C. Dillon	FS E. Wilson
FB P. Pass	SS R. Harrison

## PHILADELPHIA EAGLES STARTING LINEUP

WR T. Owens	LDE D. Burgess
LT T. Thomas	LDT C. Simon
LG A. Hicks	RDT D. Walker
C H. Fraley	RDE J. Kearsae
RG J. Mayberry	SLB D. Jones
RT J. Runyan	MLB J. Trotter
TE L. Smith	WLB K. Adams
WR T. Pinkston	LCB L. Sheppard
QB D. McNabb	RCB S. Brown
FB J. Parry	SS M. Lewis
RB B. Westbrook	FS B. Dawkins

## GAME NOTES

- The Patriots joined the Dallas Cowboys as the only NFL teams to win three Super Bowls in a four-year span.
- Deion Branch was named Super Bowl MVP after tying the then Super Bowl record with 11 receptions.
- The Patriots defense forced four Eagles turnovers, including Rodney Harrison's game-clinching interception in the final minute.



# SUPER BOWL XLII

SUPER BOWL XLII • NEW YORK GIANTS 17, NEW ENGLAND 14 • U. of Phoenix Stadium  
February 3, 2008 • Weather: Indoors • Attendance - 71,101

	1	2	3	4	OT	F
New York Giants	3	0	0	14	--	17
New England Patriots	0	7	0	7	--	14

TEAM	Q	PLAY	SCORE	
			Visitor	Home
NYG	1	L.Tynes 32 yd. Field Goal	3	0
NE	2	L.Maroney 1 yd. run (S.Gostkowski kick)	3	7
NYG	4	D.Tyree 5 yd. pass from E.Manning (L.Tynes kick)	10	7
NE	4	R.Moss 6 yd. pass from T.Brady (S.Gostkowski kick)	10	14
NYG	4	P.Burruss 13 yd. pass from E.Manning (L.Tynes kick)	17	14

## FINAL INDIVIDUAL STATISTICS

RUSHING	NO	YDS	AVG	LG	TD	RUSHING	NO	YDS	AVG	LG	TD
A. Bradshaw	9	45	5	13	0	L. Maroney	14	36	2.6	9	1
B. Jacobs	14	42	3	7	0	K. Faulk	1	7	7	7	0
E. Manning	3	4	1.3	5	0	H. Evans	1	2	2	2	0
Giants:	26	91	3.5	13	0	Patriots:	16	45	2.8	9	1

RECEIVING	NO	YDS	AVG	LG	TD	RECEIVING	NO	YDS	AVG	LG	TD
A. Toomer	6	84	14	38	0	W. Welker	11	103	9.4	19	0
S. Smith	5	50	10	17	0	K. Faulk	7	52	7.4	14	0
D. Tyree	3	43	14.3	32	1	R. Moss	5	62	12.4	18	1
P. Burruss	2	27	13.5	14	1	D. Stallworth	3	34	11.3	18	0
K. Boss	1	45	45	45	0	L. Maroney	2	12	6	8	0
M. Hedgecock	1	3	3	3	0	K. Brady	1	3	3	3	0
A. Bradshaw	1	3	3	3	0	Patriots:	29	266	9.2	19	1
Giants:	19	255	13.4	45	2						

INTERCEPTIONS	NO	YDS	AVG	LG	TD	INTERCEPTIONS	NO	YDS	AVG	LG	TD
None						E. Hobbs	1	23	23	23	0

PUNTING	NO	YDS	AVG	TB	IN20	LG	PUNTING	NO	YDS	AVG	TB	IN20	LG
J. Feagles	4	156	39	0	2	55	C. Hanson	4	175	43.8	1	0	49

PUNT RET.	NO	FC	YDS	AVG	LG	TD	PUNT RET.	NO	FC	YDS	AVG	LG	TD
R. McQuarters	3	0	25	8.3	16	0	W. Welker	1	1	15	15	15	0
[TOUCHBACK]	1	0	0	0	0	0	K. Faulk	0	1	0	0	0	0
Giants:	3	25	8.3	0	16	0	[OUT OF BOUNDS]	1	0	0	0	0	0
							Patriots:	1	15	15	2	15	0

KICKOFF RET.	NO	YDS	AVG	LG	TD	KICKOFF RET.	NO	YDS	AVG	LG	TD
D. Hixon	2	39	19.5	25	0	L. Maroney	4	94	23.5	43	0
[OUT OF BOUNDS]	1	0	0	0	0						
Giants:	2	39	19.5	25	0						

PASSING	A	C	YDS	PCT	TD	I	LG	S/YD	RATING
E. Manning	34	19	255	55.9	2	1	45	3/8	87.3
Giants:	34	19	255	55.9	2	1	45	3/8	87.3

PASSING	A	C	YDS	PCT	TD	I	LG	S/YD	RATING
T. Brady	48	29	266	60.4	1	0	19	5/37	82.5
Patriots:	48	29	266	60.4	1	0	19	5/37	82.5

TEAM STATISTICS	NYG	NE
<b>TOTAL FIRST DOWNS</b>	<b>17</b>	<b>22</b>
By Rushing	4	3
By Passing	13	17
By Penalty	0	2
Third Down: Md/Att.	8/16	7/14
Third Down: Eff.	50%	50%
<b>TOTAL NET YARDS</b>	<b>338</b>	<b>274</b>
Total Offensive Plays	63	69
Avg. per Play	5.4	4.0
<b>NET YARDS RUSHING</b>	<b>91</b>	<b>45</b>
Total Rushing Plays	26	16
Avg. Per Rush	3.5	2.8
<b>NET YARDS PASSING</b>	<b>247</b>	<b>229</b>
Sacked/Yards Lost	3/8	5/37
Gross Yards Passing	255	266
Att.-Comp.-Int	34-19-1	48-29-0
Completion Pct.	55.9	60.4
<b>PUNTS/AVERAGE</b>	<b>4/39.0</b>	<b>4/43.8</b>
<b>PENALTIES/YARDS</b>	<b>4/36</b>	<b>5/35</b>
<b>FUMBLES/BALLS LOST</b>	<b>2/0</b>	<b>1/1</b>
<b>FIELD GOALS</b>	<b>3/2</b>	<b>3/2</b>

## NE PATRIOTS STARTING LINEUP

WR W. Welker	LE T. Warren
LT M. Light	NT V. Wilfork
LG L. Mankins	RE R. Seymour
C D. Koppen	OLB M. Vrabel
RG S. Neal	MLB T. Bruschi
RT N. Kaczur	OLB A. Thomas
TE B. Watson	LCB A. Samuel
WR R. Moss	RCB E. Hobbs
QB T. Brady	SS R. Harrison
RB L. Maroney	FS J. Sanders
2TE K. Brady	DB B. Meriweather

## NEW YORK GIANTS STARTING LINEUP

WR P. Burruss	LDE M. Strahan
LT D. Diehl	LDT B. Cofield
LG R. Seubert	RDT F. Robbins
C S. O'Hara	RDE O. Umenyiora
RG C. Snee	SLB R. Torbor
RT M. McKenzie	MLB A. Pierce
TE K. Boss	WLB K. Mitchell
WR A. Toomer	LCB A. Ross
QB E. Manning	RCB C. Webster
RB B. Jacobs	SS Ja. Butler
2TE M. Matthews	FS G. Wilson

## GAME NOTES

- The Patriots entered the game with an unprecedented 18-0 record after completing a perfect regular season.
- New England held a 14-10 lead following Randy Moss's touchdown catch with 2:42 left in the game, but the Giants scored a game-winning touchdown with 35 seconds left.
- Wes Welker tied the then Super Bowl record with 11 receptions.

# SUPER BOWL XLVI

SUPER BOWL XLVI • NEW YORK GIANTS 21, NEW ENGLAND 17 • Lucas Oil Stadium

February 5, 2012 • Weather: Indoors • Attendance - 68,658

	1	2	3	4	OT	F
New York Giants	9	0	6	6	--	21
New England Patriots	0	10	7	0	--	17

		SCORE	
		Visitor	Home
TEAM	Q	PLAY	
NYG	1	Penalty on T. Brady enforced in end zone for safety	2 0
NYG	1	V. Cruz 2 yd. pass from E. Manning (L. Tynes kick)	9 0
NE	2	S. Gostkowski 29 yd. Field Goal	9 3
NE	2	D. Woodhead 4 yd. pass from T. Brady (S. Gostkowski kick)	9 10
NE	3	A. Hernandez 12 yd. pass from T. Brady (S. Gostkowski kick)	9 17
NYG	3	L. Tynes 38 yd. Field Goal	12 17
NYG	3	L. Tynes 33 yd. Field Goal	15 17
NYG	4	A. Bradshaw 6 yd. run (run failed)	21 17

## FINAL INDIVIDUAL STATISTICS

RUSHING						RUSHING					
	NO	YDS	AVG	LG	TD		NO	YDS	AVG	LG	TD
A. Bradshaw	17	72	4.2	24	1	B. Green-Ellis	10	44	4.4	17	0
B. Jacobs	9	37	4.1	11	0	W. Welker	2	21	10.5	11	0
D. Ware	1	6	6.0	6	0	D. Woodhead	7	18	2.6	6	0
E. Manning	1	-1	-1.0	-1	0	Patriots:	19	83	4.4	17	0
Giants:	28	114	4.1	24	1						

RECEIVING						RECEIVING					
	NO	YDS	AVG	LG	TD		NO	YDS	AVG	LG	TD
H. Nicks	10	109	10.9	19	0	A. Hernandez	8	67	8.4	12t	1
M. Manningham	5	73	14.6	38	0	W. Welker	7	60	8.6	19	0
B. Pascoe	4	33	8.3	12	0	D. Woodhead	4	42	10.5	19	1
V. Cruz	4	25	6.3	8	1	D. Branch	3	45	15.0	19	0
A. Bradshaw	2	19	9.5	11	0	R. Gronkowski	2	26	13.0	20	0
H. Hynoski	2	19	9.5	13	0	B. Green-Ellis	2	15	7.5	8	0
J. Ballard	2	10	5.0	9	0	C. Ochocinco	1	21	21.0	21	0
D. Ware	1	8	8.0	8	0	Patriots:	27	276	10.2	21	2
Giants:	30	296	9.9	38	1						

INTERCEPTIONS						INTERCEPTIONS					
	NO	YDS	AVG	LG	TD		NO	YDS	AVG	LG	TD
C. Blackburn	1	0	0	0	0	None					

PUNTING						PUNTING					
	NO	YDS	AVG	TB	20 LG		NO	YDS	AVG	TB	20 LG
S. Weatherford	4	163	40.8	1	3 51	Z. Mesko	3	123	41.0	0	1 48

PUNT RET.							PUNT RET.						
	NO	FC	YDS	AVG	LG	TD		NO	FC	YDS	AVG	LG	TD
W. Blackmon	1	2	10	5.0	10	0	W. Welker	0	1	0	0	0	0
Giants:	1	2	10	5.0	10	0	[DOWNED]	1	0	0	0	0	0
							[OUT OF BOUNDS]	1	0	0	0	0	0
							[TOUCHBACK]	1	0	0	0	0	0
							Patriots:	0	1	0	0	0	0

KICKOFF RET.						KICKOFF RET.					
	NO	YDS	AVG	LG	TD		NO	YDS	AVG	LG	TD
J. Jernigan	3	71	23.7	34	0	J. Edelman	3	73	24.3	31	0
W. Blackmon	1	4	4.0	4	0	[TOUCHBACK]	2				
[TOUCHBACK]	1	0	0	0	0	Patriots:	3	73	24.3	31	0
Giants:	4	75	18.8	34	0						

PASSING						PASSING					
	A	C	YDS	PCT	TD	I	LG	S/YD	RATING		
E. Manning	40	30	296	75.0	1	0	38	3/14	103.8		
Giants:	40	30	296	75.0	1	0	38	3/14	103.8		

PASSING						PASSING					
	A	C	YDS	PCT	TD	I	LG	S/YD	RATING		
T. Brady	41	27	276	65.9	2	1	21	2/10	91.1		
Patriots:	41	27	276	65.9	2	1	21	2/10	91.1		

TEAM STATISTICS		NYG	NE
<b>TOTAL FIRST DOWNS</b>		<b>26</b>	<b>21</b>
By Rushing		7	6
By Passing		18	15
By Penalty		1	0
Third Down: Md/Att.	5/11	6/12	
Third Down: Eff.	45%	50%	
<b>TOTAL NET YARDS</b>		<b>396</b>	<b>349</b>
Total Offensive Plays		71	62
Avg. per Play		5.6	5.6
<b>NET YARDS RUSHING</b>		<b>114</b>	<b>83</b>
Total Rushing Plays		28	19
Avg. Per Rush		4.1	4.4
<b>NET YARDS PASSING</b>		<b>282</b>	<b>266</b>
Sacked/Yards Lost	3/14	2/10	
Gross Yards Passing		296	276
Att.-Comp.-Int	40-30-0	41-27-1	
Completion Pct.		75.0	65.9
<b>PUNTS/AVERAGE</b>		<b>4/40.8</b>	<b>3/41.0</b>
<b>PENALTIES/YARDS</b>		<b>4/24</b>	<b>5/28</b>
<b>FUMBLES/BALLS LOST</b>		<b>2/0</b>	<b>0/0</b>
<b>FIELD GOALS</b>		<b>38, 33</b>	<b>29</b>

## NE PATRIOTS STARTING LINEUP

WR W. Welker	DT V. Wilfork
LT M. Light	NT K. Love
LG L. Mankins	DL B. Deaderick
C D. Connolly	OLB T. White
RG B. Waters	ILB J. Mayo
RT S. Vollmer	ILB B. Spikes
TE R. Gronkowski	OLB R. Ninkovich
WR D. Branch	LCB D. McCourty
QB T. Brady	RCB K. Arrington
RB B. Green-Ellis	S J. Iheigbo
2TE N. Solder	S P. Chung

## NEW YORK GIANTS STARTING LINEUP

WR V. Cruz	LE J. Tuck
LT D. Diehl	LDT L. Joseph
LG K. Boothe	RDT C. Canty
C D. Baas	RE J. Pierre-Paul
RG C. Snee	MLB C. Blackburn
RT M. McKenzie	WLB M. Boley
TE J. Ballard	LCB C. Webster
WR H. Nicks	RCB A. Ross
QB E. Manning	SS K. Phillips
FB H. Hynoski	FS A. Rolle
RB A. Bradshaw	S D. Grant

## GAME NOTES

- QB Tom Brady and T Matt Light tied an NFL record by starting in their fifth Super Bowl. They join Cornelius Bennett, John Elway and Charles Haley.
- Brady passed for 276 yards against the Giants in the Super Bowl to become the all-time leading passer in Super Bowl history with 1,277 passing yards.
- Brady threw two touchdown passes against the Giants to increase his Super Bowl total to nine. Brady is tied for second with Terry Bradshaw, behind Joe Montana's 11 Super Bowl touchdown passes.
- Brady completed 16 straight pass completions to set a Super Bowl record. The previous record was by Joe Montana, who had 13 straight pass completions in Super Bowl 24.

# SUPER BOWL XLIX

SUPER BOWL XLIX • NEW ENGLAND 28, SEATTLE 24 • University of Phoenix Stadium

February 1, 2015 • Weather: 65 degrees; Clear skies • Attendance - 70,288

	1	2	3	4	OT	F
New England Patriots	0	14	0	14	--	28
Seattle Seahawks	0	14	10	0	--	24

		SCORE	
		Visitor	Home
TEAM	Q	PLAY	
NE	2	B. LaFell 11 yd. pass from T. Brady (S. Gostkowski kick)	7 0
SEA	2	M. Lynch 3 yd. run (S. Hauschka kick)	7 7
NE	2	R. Gronkowski 22 yd. pass from T. Brady (S. Gostkowski kick)	14 7
SEA	2	C. Matthews 11 yd. pass from R. Wilson (S. Hauschka kick)	14 14
SEA	3	S. Hauschka 27 yd. Field Goal	14 17
SEA	3	D. Baldwin 3 yd. pass from R. Wilson (S. Hauschka kick)	14 24
NE	4	D. Amendola 4 yd. pass from T. Brady (S. Gostkowski kick)	21 24
NE	4	J. Edelman 3 yd. pass from T. Brady (S. Gostkowski kick)	28 24

## FINAL INDIVIDUAL STATISTICS

RUSHING	NO	YDS	AVG	LG	TD	RUSHING	NO	YDS	AVG	LG	TD
L. Blount	14	40	2.9	9	0	M. Lynch	24	102	4.3	15	1
S. Vereen	4	13	3.3	7	0	R. Wilson	3	39	13.0	17	0
J. Edelman	1	7	7.0	7	0	R. Turbin	2	21	10.5	19	0
T. Brady	2	-3	-1.5	-1	0	Seahawks:	29	162	5.6	19	1
Patriots:	21	57	2.7	9	0						

RECEIVING	NO	YDS	AVG	LG	TD	RECEIVING	NO	YDS	AVG	LG	TD
S. Vereen	11	64	5.8	16	0	C. Matthews	4	109	27.3	45	1
J. Edelman	9	109	12.1	23	1	R. Lockette	3	59	19.7	25	0
R. Gronkowski	6	68	11.3	22t	1	J. Kearse	3	45	15.0	33	0
D. Amendola	5	48	9.6	17	1	M. Lynch	1	31	31.0	31	0
B. LaFell	4	29	7.3	11t	1	D. Baldwin	1	3	3.0	3t	1
J. Develin	1	6	6.0	6	0	Seahawks:	12	247	20.6	45	2
M. Hoomanawanui	1	4	4.0	4	0						
Patriots:	37	328	8.9	23	4						

INTERCEPTIONS	NO	YDS	AVG	LG	TD	INTERCEPTIONS	NO	YDS	AVG	LG	TD
M. Butler	1	3	3.0	3	0	J. Lane	1	14	14.0	14	0
						B. Wagner	1	0	0.0	0	0

PUNTING	NO	YDS	AVG	TB	IN20	LG	PUNTING	NO	YDS	AVG	TB	IN20	LG
R. Allen	4	196	49.0	1	1	64	J. Ryan	6	269	44.8	0	1	61

PUNT RET.	NO	FC	YDS	AVG	LG	TD	PUNT RET.	NO	FC	YDS	AVG	LG	TD
J. Edelman	3	2	27	9.0	15	0	B. Walters	2	0	6	3.0	6	0
[OUT OF BOUNDS]	1	0	0	0.0	0	0	[DOWNED]	1	0	0	0.0	0	0
Patriots:	3	2	27	9.0	15	0	[TOUCHBACK]	1	0	0	0.0	0	0
							Seahawks:	2	0	0	0.0	6	0

KICKOFF RET.	NO	YDS	AVG	LG	TD	KICKOFF RET.	NO	YDS	AVG	LG	TD
D. Amendola	2	44	22.0	23	0	[TOUCHBACK]	5	0	0.0	0	0
J. Develin	1	5	5.0	5	0	Seahawks:	0	0	0.0	0	0
[TOUCHBACK]	2	0	0.0	0	0						
Patriots:	3	49	16.3	23	0						

PASSING	A	C	YDS	PCT	TD	I	LG	S/YD	RATING
T. Brady	50	37	328	74.0	4	2	23	1/8	101.1
Patriots:	50	37	328	74.0	4	2	23	1/8	101.1

PASSING	A	C	YDS	PCT	TD	I	LG	S/YD	RATING
R. Wilson	21	12	247	57.1	2	1	45	3/13	110.6
Seahawks:	21	12	247	57.1	2	1	45	3/13	110.6

TEAM STATISTICS	NE	SEA
TOTAL FIRST DOWNS	25	20
By Rushing	1	8
By Passing	21	10
By Penalty	3	2
Third Down: Md/Att.	8/14	3/10
Third Down: Eff.	57%	30%
TOTAL NET YARDS	377	396
Total Offensive Plays	72	53
Avg. per Play	5.2	7.5
NET YARDS RUSHING	57	162
Total Rushing Plays	21	29
Avg. Per Rush	2.7	5.6
NET YARDS PASSING	320	234
Sacked/Yards Lost	1/8	3/13
Gross Yards Passing	328	247
Att.-Comp.-Int	50-37-2	21-12-1
Completion Pct.	74.0	57.1
PUNTS/AVERAGE	4/49.0	6/44.8
PENALTIES/YARDS	5/36	7/70
FUMBLES/BALLS LOST	0/0	0/0
FIELD GOALS	-	2/7

## NE PATRIOTS STARTING LINEUP

WR B. LaFell	LE R. Ninkovich
LT N. Solder	DT V. Wilfork
LG D. Connolly	DT S. Siliga
C B. Stork	RE Cha. Jones
RG R. Wendell	LB J. Collins
RT S. Vollmer	LB D. Hightower
TE R. Gronkowski	DB K. Arrington
WR J. Edelman	LCB D. Revis
QB T. Brady	RCB B. Browner
TE M. Hoomanawanui	S P. Chung
RB S. Vereen	S D. McCourty

## SEATTLE SEAHAWKS STARTING LINEUP

WR D. Baldwin	LDE M. Bennett
LT R. Okung	LDT T. McDaniel
LG J. Carpenter	RDT K. Williams
C M. Unger	RDE C. Avril
RG J. Sweezy	OLB B. Irvin
RT J. Britt	MLB B. Wagner
TE L. Willson	OLB K. Wright
WR J. Kearse	LCB R. Sherman
QB R. Wilson	RCB B. Maxwell
WR R. Lockette	SS K. Chancellor
RB M. Lynch	FS E. Thomas

## GAME NOTES

- Head coach Bill Belichick tied NFL records by matching Don Shula with his sixth Super Bowl appearance and tying Chuck Noll with his fourth Super Bowl win.
- Tom Brady joined Terry Bradshaw and Joe Montana as the only quarterbacks with four Super Bowl victories, while matching Joe Montana's NFL-record three Super Bowl MVP Awards.
- Brady extended his Super Bowl records for passing yards (1,605) and completions (164), while passing Joe Montana for most touch-down passes (13) in Super Bowl history.
- Brady set Super Bowl records with 20 first-half completions and 37 total completions.
- Shane Vereen's 11 receptions were a Super Bowl record for a running back, and Ryan Allen set a Super Bowl record with a 64-yard punt.

# EXTRA POINTS



## 98.5 THE SPORTS HUB PATRIOTS RADIO NETWORK



**Bob Socci**



**Scott Zolak**

If you're not truly a Boston play-by-play broadcaster until you've called a championship, then Bob Socci earned his stripes last February, as he described the Patriots' thrilling Super Bowl win in Arizona. Socci returns for his third season in the booth as the team's radio voice 98.5 The Sports Hub and its 38-station network.

The veteran broadcaster brings enthusiasm, accuracy and a tireless work ethic, honed over 16 years as the voice of the Navy Midshipmen. He also spent the last decade calling Minor League Baseball, most recently for the Pawtucket Red Sox, and he's been the television voice for Patriot League basketball on CBS Sports Network.

Socci is joined in the booth by former Patriots quarterback Scott Zolak, who's entering his fourth season as action analyst. Prior to moving upstairs, he spent a season with the legendary broadcast team of Gil Santos and Gino Cappelletti as a sideline reporter. Prior to that, he served six seasons as a co-host of "Patriots Preview" and "Patriots Postgame" on the Radio Network. He's currently heard daily as co-host of the Zolak and Bertrand Show on the Sports Hub, where his experience as a pro athlete and his boundless energy keep Boston listeners engaged and entertained all year long.

The gameday experience on the Network starts three hours before kickoff with "Patriots Preview," with new hosts Marc Bertrand and Christopher Gasper. The co-host of the Sports Hub's midday show, Bertrand has helmed the "Patriots Pregame

Social" on Patriots.com for the past two seasons. A UMass grad, he won Associated Press awards for both his play-by-play and talk shows covering the Minutemen. Marc is also a frequent contributor to Comcast Sportsnet New England. He'll guide the ship on Patriots Postgame for three hours after every game as well, breaking down the game, airing postgame press conferences and giving the fans a chance to react. Gasper is back for his eighth season on "Patriots Preview," his first as a full-fledged co-host. The Lynn Mass., native covered the Patriots exclusively for the *Boston Globe* for much of the past decade, and continues to offer his insights on all Boston sports as a columnist for the *Globe* and for Boston.com. Gasper also co-hosts the Saturday morning "Gasper & Murray" show on the Sports Hub.

The football season never ends on the Patriots' flagship station, 98.5 The Sports Hub. From morning-after breakdowns with "Toucher and Rich," X's and O's with "Zolak and Bertrand," no-holds-barred opinions from "Felger and Massarotti," to the voice of the fans at night on the "Adam Jones Show," the Patriots are always front and center. One of the first sports franchises to broadcast their games on FM, the Patriots begin their 21st season of airing every block, tackle and kick in crystal-clear stereo. The Pats are entering their seventh season on The Sports Hub, where you'll also find the broadcasts of the New England Revolution, Boston Bruins and Boston Celtics.



## 98.5 THE SPORTS HUB PATRIOTS RADIO NETWORK

### FLAGSHIP STATION

WBZ-FM	Boston	98.5 FM
<b>Massachusetts</b>		
WBZ-FM	Boston	98.5 FM
WAQY	Springfield	102.1 FM
WBEC	Pittsfield	1420 AM
WPKZ	Fitchburg	1280 AM
WNAW	North Adams	1230 AM
WBSM	New Bedford	1420 AM
WPVQ	Greenfield	95.3 FM
WSAR	Fall River	1480 AM
WWFX	Worcester	100.1 FM
WXTK	Hyannis	95.1 FM
WMRC	Milford	1490 AM

### Maine

WBLM	Portland	102.9 FM
WEBB	Augusta	98.5 FM
WEZQ	Bangor	92.9 FM
WOZI	Presque Isle	101.9 FM

### Connecticut

WTIC	Hartford	1080 AM
WINY	Putnam	1350 AM
WMOS	New London	102.3 FM
WGCH	Greenwich	1490 AM
WINE	Brookfield	940 AM

### New Hampshire

WFNQ	Nashua	106.3 FM
WPKQ	North Conway	103.7 FM
WSAK	Hampton	102.1 FM
WSHK	Portsmouth/Dover	105.3 FM
WNNH	Concord	99.1 FM
WLNH	Laconia	98.3 FM
WEMJ	Laconia	1490 AM
WINQ	Keene	98.7 FM
WXKK	Lebanon	100.5 FM

### Vermont

WCPV	Burlington	101.3 FM
WDVT	Rutland	94.5 FM
WIKL	Newport	1490 AM
WKVT	Brattleboro	92.7 FM
WRFK	Barre/Montpelier	107.1 FM
WSTJ	St. Johnsbury	1340 AM

### Rhode Island

WPRO	Providence	630 AM
WEAN	Providence	99.7 FM

### New York

WINU	Albany	104.9 FM
WENU	Glens Falls	1410 AM
WHTK	Rochester	1280 AM

## 2015 PRESEASON TV NETWORK

Patriots preseason games will be broadcast live and in HD on WBZ Channel 4 in Boston and a network of affiliates throughout New England. Kraft Sports Productions will produce the broadcasts.

The Patriots preseason broadcast was revamped for the 2013 season. The game telecasts are now less of a traditional football broadcast, opting instead for more discussion and analysis from two former Patriots players along with insight from two beat writers who are regularly assigned to cover practices year-round.

WBZ-TV's Emmy Award winning reporter Dan Roche is joined by former Patriots tight end Christian Fauria in the broadcast booth.

Former Patriots linebacker Matt Chatham provides sideline analysis, teaming up with WBZ-TV's Steve Burton.

Patriots Football Weekly's Paul Perillo and Andy Hart are also a part of the telecast. They provide a separate studio and offer insight and observations throughout the game and engage viewers via social media.

### Preseason Broadcast Schedule

Date	Opponent	Time
Thu., Aug. 6	Green Bay	7:30 p.m.
Fri., Aug. 15	at New Orleans	7:30 p.m.
Fri., Aug. 22	at Carolina	7:30 p.m.
Thu., Aug. 27	N.Y. Giants	7:30 p.m.

### Preseason Television Network

WBZ TV	Boston, MA (Flagship)
WVII	Bangor, ME
WCAX	Burlington, VT
WCTX/WTNH	Hartford, CT
WMUR	Manchester, NH
WMTW	Portland, ME
WPRI	Providence, RI
WWLP	Springfield, MA
KFVE	Honolulu, HI
KYUR	Anchorage, AK
KATN	Fairbanks, AK
KJUD	Juneau, AK

## PATRIOTS POOL REPORTERS



Mike Reiss  
ESPNBoston.com

Patriots beat writers Mike Reiss of ESPNBoston.com and Chris Price of WEEI.com will serve as the pool reporters in 2015. In the event that there is the need to get comments from a game official after the game, the pool reporters will be allowed access to ask questions.



Chris Price  
WEEI.com



## PATRIOTS FOOTBALL NETWORK

**NOT JUST GAMEDAY... EVERY DAY...  
THE PATRIOTS ARE ON!**

Interest in the Patriots is at an all-time high and there has never been more exclusive Patriots content to satisfy the devoted fan. Patriots Nation can tune in and connect to Patriots content via print, television, radio and online entities. With everything from Emmy Award-winning television shows to streaming video and podcasts, staying up to date and in the know is easy with the following exclusive Patriots content:

### PATRIOTS ON TV

#### PATRIOTS ALL ACCESS

**Fridays from 7:00 - 8:00 p.m. on WBZ-TV and Sunday from 9:00 a.m. - 10:00 a.m. on TV 38 - Boston, MA; WWLP in Springfield, MA; WCAX in Burlington, VT; WVII in Bangor, ME; WMTW in Portland, ME; WCTX in Hartford, CT and WPRI in Providence, RI.**

**Check your local listings for airtime.**

The Emmy Award-winning "Patriots All-Access" airs weekly throughout the season on WBZ-TV Channel 4 in Boston and regional affiliates in Hartford, Providence and Springfield, MA, Burlington, VT, Portland and Bangor ME. "Patriots All-Access" features exclusive behind-the-scenes access and in-depth weekly features on Patriots players and personnel. Hosted by WBZ's Steve Burton, the show features weekly sit-downs with Bill Belichick including the popular "Belestrator" segment where the coach breaks down upcoming opponents. The program airs Fridays from 7 p.m.-8 p.m. on WBZ-TV and Sunday from 9 a.m.-10 a.m. on myTV38 in Boston. Check local listings for airtime.



#### PATRIOTS TODAY

Available daily at Patriots.com, "Patriots Today" gives fans an in-depth look at the club that is unmatched by any other outlet. The show includes daily segments and analysis from Patriots reporters including Bob Socci and *Patriots Football Weekly's* Paul Perillo. This webcast is updated throughout the day, providing fans with up-to-the-minute news. "Patriots Today" is the only place fans can watch complete broadcasts of press conferences on a daily basis, plus daily locker room uncut segments. The show provides more Patriots coverage than any other outlet.



#### PATRIOTS THIS WEEK

**Saturdays (10:30 p.m.) on Comcast SportsNet**

Insider information. Passionate debate. Timely analysis. That's what "Patriots This Week" delivers. Former Patriots quarterback Scott Zolak joins fellow former Patriots Jermaine Wiggins and Matt Chatham for this fast-paced, half-hour of football talk. From breaking down the previous contest to game planning the next opponent, there's no better way to get ready for football than "Patriots This Week" — every Saturday night at 10:30 p.m. on Comcast SportsNet.



#### TOTALLY PATRIOTS

**myTV38 & Comcast SportsNet**

**Check your local listings for airtime.**

Totally Patriots is a unique, one-of-a-kind Patriots show aimed for the next generation of Patriots fans. This weekly, youth-oriented football show allows school-aged fans unprecedented access to their favorite players, enabling them to ask questions in a relaxed informal setting.



#### PATRIOTS 5th QUARTER

**Immediately following each game on WBZ-TV/myTV38**

WBZ-TV and myTV38 team up to broadcast "Patriots 5th Quarter" immediately following each Patriots game. Steve Burton, Scott Zolak and Christian Fauria provide instant reaction and analysis in studio and at the stadium. "Patriots 5th Quarter" also features exclusive live coverage of Patriots postgame press conferences with Bill Belichick and Tom Brady.

#### PFW ON TV

**Comcast SportsNet**

The crew from Patriots Football Weekly teams up with Comcast SportsNet once again for "Patriots Football Weekly." Tune in each Thursday as the boys recap the previous week's Patriots game while looking ahead to the upcoming opponent. "Patriots Football Weekly" is the perfect way to prepare for each game. Check local listings for airtime.

## PATRIOTS ON RADIO

### PATRIOTS PREGAME AND POSTGAME

Before and after each game on The Sports Hub Patriots Radio Network

For a complete list of The Sports Hub's 38 affiliates, see page 395.

98.5 The Sports Hub is the Patriots' flagship station, broadcasting every Patriots game across its FM radio network and featuring broadcasting duo Bob Socci and Scott Zolak.

Three hours prior to kickoff, during halftime and after the game, Marc Bertrand and Chris Gasper will be serving up all the pregame and postgame news and notes, including live sound from the postgame press conferences.



### PATRIOTS MONDAY presented by Ace Ticket

Mondays during the season on WEEI Sports Radio 93.7 FM (Boston); 103.7 FM (Providence); 1440 AM (Worcester); 105.5 FM (Springfield); 96.3 FM (Cape Cod); 95.9 FM (Portland/Lewiston, ME); 93.5 FM (Keene, NH) and Patriots.com.

WEEI Sports Radio broadcasts Patriots Monday each week, offering fans unique insight and analysis from Coach Belichick and Tom Brady in addition to other Patriots players. WEEI will broadcast Patriots Monday live from Gillette Stadium each Monday, kicking off with Dennis & Callahan at 6:00 a.m., followed by Lou Merloni and Christian Fauria at 10 a.m. and Dale Arnold, Michael Holley and Jerry Thornton from 2 to 6 p.m.



### PATRIOTS FRIDAY

Fridays during the season on WAAF Sports Radio 100.7 FM (Boston)

WAAF broadcasts Patriots Friday each week, offering fans a look ahead at the weekend's game, match ups and rivalries. Various Patriots players will be featured on air. WAAF will broadcast Patriots Fridays each week throughout the season with Greg Hill from the Hill-Man Morning Radio Show.



## PATRIOTS.COM

### NEWS

Patriots.com features daily updates and exclusive content from the writers of *Patriots Football Weekly*, offering everything from breaking news to player features and the popular "Ask PFW" postings.



### VIDEO

The first professional sports team website to offer streaming video provides Patriots fans with a variety of exclusive video content. Visitors can choose their channel and watch exclusive video from news to cheerleaders. Patriots.com also features live and on demand video of every Patriots press conference, including postgame and Coach Belichick's weekday media updates.

### AUDIO

Live Patriots.com Radio is available on Patriots.com, iTunes, TuneIn Radio and other IP radio platforms beginning at noon each day, Monday through Friday. Kicking off the programming lineup is PFW In Progress, a daily online program that features candid commentary from the writers of *Patriots Football Weekly*. Following PFW In Progress is Patriots Playbook, hosted by John Rooke, featuring items from around the NFL. Fantasy Football Champs and Football Nation round out the Patriots.com radio lineup. Patriots.com also offers streaming audio of every Patriots press conference, as well as archives of Patriots.com Radio shows and exclusive podcasts. Also on Patriots.com Radio entering its second season is The Bob Socci Show, airing Wednesdays from 4-6 p.m. during the season.

## PATRIOTS IN PRINT

### PATRIOTS FOOTBALL WEEKLY

Subscriptions available by calling 1-800-494-PATS

*Patriots Football Weekly* is the official newspaper of the New England Patriots. PFW is published weekly throughout the season and monthly during the offseason, providing readers with exclusive Patriots coverage. Each issue of *Patriots Football Weekly* is loaded with the latest news, game previews and reviews, feature stories and full-color posters. Digital versions of the newspaper can also be found on pfwonline.com, for iPads in the App Store and for Android tablets in Google Play.



# 2015 PATRIOTS CHEERLEADERS

The New England Patriots Cheerleaders and Pat Patriot Mascot look forward to another banner year in 2015. This year's squad looks to build on the success of previous seasons, including having been recognized as the No. 1 cheerleading squad in the NFL in 2012 and Pat Patriot acknowledged as one of the top ten most recognizable mascots by Forbes in 2013. Also in 2013, Rhode Island based Alex and Ani, LLC, became the official title sponsor of the Patriots Cheerleaders. Following Alex and Ani's success with branding professional sports teams' cheerleader and dance uniforms, the Patriots Cheerleaders also sport the Alex and Ani logo on their warm up suits and select uniforms.

The team has consistently been praised for its ability to harness and develop relationships with fans and aspiring cheerleaders through their interactive website. Supporting the efforts of charitable organizations throughout New England, the cheerleaders are able to use their celebrity status to make a difference in the community. In addition to their philanthropic efforts, the squad makes about 1,000 individual public appearances annually for businesses and corporations, spreading cheer to fans at a variety of events throughout New England and across the country. Those bookings include trade shows, grand openings, parades, autograph sessions and Monday Night Football promotions, to name a few.

The New England Patriots Cheerleaders proudly maintain a well-established Junior Cheerleader program, where youths ages 7-17 attend clinics with the squad, perform in a Patriots pregame show and make community appearances with the Patriots Cheerleaders throughout the season in conjunction with the squad's community relations efforts.

While the Patriots Cheerleaders have become accustomed to entertaining thousands of Patriots fans from the sidelines, members of the squad travel regularly overseas on goodwill missions to entertain thousands of patriots on the front lines. The Patriots Cheerleaders have performed in over two dozen combat areas and have visited more than 25 countries. In addition to their goodwill military missions and appearances throughout the United States, the squad has entertained and appeared at many high-profile events, including performances in Super Bowls, Pro Bowls, an American Bowl in Mexico City and both Patriots games in London in 2009 and 2012. This fall, members of the squad and alumni players, partnered with Armed Forces Entertainment, will visit U.S. military troops stationed in Iraq, Kuwait and Bahrain.

In an effort to increase awareness and interest in the NFL and the New England Patriots, the Patriots Cheerleaders have made seven trips to China. Most recently, the cheerleaders traveled to Hong Kong, Guangzhou, Beijing and Shanghai as part of the NFL Home Field event, participating in interactive events, teaching youth clinics and bringing the glamour and excitement of American football games to China.

A spring audition drew more than 250 applicants to compete for the opportunity to join the 2015 New England Patriots Cheerleading squad. Twenty-eight talented, accomplished and beautiful women earned the honor, including 17 returning veterans and 11 rookies. The squad is populated with a wide range of students and professionals, including a business banking officer, a culinary student, a physical education teacher, a physical therapist and an aspiring biochemical engineer. Just six weeks after their appointment to the squad, the cheerleaders traveled to Punta Cana to shoot their annual swimsuit calendar and made-for-TV special.

This year's squad will continue to serve not only as day-of-game entertainers, but also as Patriots ambassadors throughout New England and around the world. Patriots Cheerleaders and the Pat Patriot Mascot appearances make functions more memorable for everyone. For more information on booking the Patriots Cheerleaders or Pat Patriot Mascot, please contact Cheerleader Director, Tracy Sormanti, by email at cheerleaders@patriots.com.

## 2015 PATRIOTS CHEERLEADERS

**Tracy Sormanti**  
Cheerleader Director

**Jennifer Sullivan**  
Assistant

**Pat Patriot Mascot**  
Gregory Cironne  
Adam Visbaras

### Line Captains

Alexandra  
Hannah  
Jodi  
Victoria

### Veterans

Allison H.  
Alyssa  
Amanda  
Brittany  
Erica  
Karen  
Kristen  
Lasandra  
Lauren  
LisaMarie  
Madelyn  
Mary  
Zoe

### Rookies

Allison D.  
Bridget  
Cara  
Delaney  
Jessica  
Julia  
Kayla  
Mary Ann  
Nicole  
Rebeka  
Vanessa



Presented by:  
**ALEX AND ANI**



# 2015 STAFF DIRECTORY

## Ownership/Board of Directors

Robert K. Kraft, Chairman and CEO  
Jonathan A. Kraft, President  
Daniel Kraft  
Josh Kraft

## Coaching

Bill Belichick, Head Coach  
Josh Boyer, Cornerbacks  
Moses Cabrera, Assistant Strength and Conditioning  
Brian Daboll, Tight Ends  
Brendan Daly, Defensive Line  
Dave DeGuglielmo, Offensive Line  
Ivan Fears, Running Backs  
Brian Flores, Safeties  
Patrick Graham, Linebackers  
Joe Judge, Special Teams  
Josh McDaniels, Offensive Coordinator/Quarterbacks  
Harold Nash, Head Strength and Conditioning Coach  
Chad O'Shea, Wide Receivers  
Matt Patricia, Defensive Coordinator  
Ray Ventrone, Assistant Special Teams  
Steve Belichick, Coaching Assistant  
Nicholas Caley, Coaching Assistant  
Jerry Schuplinski, Coaching Assistant

## Player Personnel

Nick Caserio, Director of Player Personnel  
Steve Cargile, Pro Scout  
Larry Cook, Scouting Consultant  
DuJuan Daniels, National Scout  
James Lipfert, National Scout  
Matt Groh, Area Scout  
Tim Heffelfinger, Area Scout  
Jonathan Howard, Area Scout  
Frantz Jourdain, Area Scout  
Ronnie McGill, Pro Scout  
Nancy Meier, Director of Scouting Administration  
Monti Ossenfort, Director of College Scouting  
Bob Quinn, Director of Pro Scouting  
Dave Ziegler, Assistant Director of Pro Scouting  
Brian Smith, Pro Scout  
Patrick Stewart, Area Scout  
Brandon Yeargan, Area Scout  
Frank Ross, Scout  
Ronald Miles, Scouting Assistant  
Dana Andrade, Scouting Assistant  
Sean Harrington, Data Analyst  
Richard Miller, Research Director

## Football Operations

Berj Najarian, Director of Football/Head Coach Administration  
Ernie Adams, Football Research Director  
Michael Lombardi, Assistant to the Coaching Staff  
Kevin Anderson, Director of Player Development  
Michelle Martini, Associate Director of Football Operations  
Ted Harper, Sports Dietician  
Dan Famosi, IT Specialist  
Jack Easterby, Team Chaplain

## Equipment

Dave Schoenfeld, Equipment Manager  
Brenden Murphy, Equipment Assistant  
Zach Struck, Equipment Assistant

## Trainers

Jim Whalen, Head Athletic Trainer  
David Granito, Assistant Athletic Trainer  
Joe Van Allen, Assistant Athletic Trainer/Director of Rehabilitation  
Sean Jordan, Assistant Athletic Trainer/Physical Therapist

## Medical

Matthew Provencher, M.D., Medical Director  
Peter Asnis, M.D., Team Physician  
Lars Richardson, M.D., Team Physician  
Bertram Zarins, M.D., Team Physician Emeritus  
Paul Cusick, M.D., Physician, Mass General  
Britt Nicholson, M.D., Physician, Mass General  
Li Tso, M.D., Physician, Mass General  
Michael A. Miller, D.C., CCSP, Team Chiropractor

## Video

Jimmy Dee, Video Director  
Fernando Neto, Assistant Video Director  
Jared Rita, Video Assistant  
Teddy Cloper, Video Assistant

## Administration

Jane Hoffmeister, Executive Assistant to the Chairman and CEO  
Tracy Fiore, Executive Assistant to the President  
Robyn Glaser, Vice President, The Kraft Group and Club Counsel, the New England Patriots  
Kim Healey, Executive Assistant  
Al Labelle, Chief of Staff to the Chairman and CEO  
Katherine Sullivan, Executive Administrative Assistant  
Ann Thompson, Executive Assistant to the President of the New England Patriots Charitable Foundation

## Broadcast Production

Matt Smith, Senior Executive Producer  
Dave Mondillo, Director & Supervising Producer  
Abigail Thelin, Director of Event Presentation  
Bob Doyle, Director of Editing

## Corporate and Community Affairs

Josh Kraft, President of the New England Patriots Charitable Foundation  
Andre Tippett, Executive Director of Community Affairs  
Donna Spigarolo, Director of Community Relations

## Gillette Stadium Operations

Jim Nolan, Senior Vice President of Operations, Finance and Administration  
Jon Bengston, Field Superintendent  
Jessica Enos, Director of Stadium Business Development and External Affairs  
Dan Murphy, Vice President of Stadium Business Development and External Affairs  
Matt Piekarski, Parking Director  
Jason Stone, Senior Director of Operations

## Finance

Jim Wilson, Vice President of Finance  
Tim Riley, Controller  
Andrea Walonis, Director of Financial Planning & Analysis

## Food and Beverage

David Wheeler, Vice President of Food and Beverage  
Brett Hartley, Director of Concessions  
Deborah Higgins, Director of Catering  
Annmarie Morini, Director of Functions and Events Sales  
Brad Ozerdem, Executive Chef

## Human Resources

Robin Boudreau, Vice President of Human Resources  
Kristen Schersten, Director of Benefits and Compensation

## Information Technology

Pat Curley, Vice President of Information Technology  
Scott Harrington, Director of Operations, Infrastructure

## Legal

Jim Cobery, General Counsel, The Kraft Group

## Media Relations

Stacey James, Vice President of Media & Community Relations  
Aaron Salkin, Director of Media Relations  
Michael Jurovaty, Assistant Director of Media Relations

## Patriots Cheerleaders

Tracy Sormanti, Cheerleader Director

## Patriots Football Weekly and Patriots.com

Fred Kirsch, Publisher and Vice President of Content  
Jana-Lynne Gauthier, Director of Digital Services  
Michelle Muise, Art Director  
Maura O'Brien, Art Director  
Paul Perillo, Editor

## Retail Operations

Larry Lataif, Director of Retail Planning and Strategy  
James Scollins, Director of Retail Operations

## Sales and Marketing

Jennifer Ferron, Senior Vice President of Marketing and Brand Development  
Jeff Connors, Director of Premium Sales and Services  
Dwight Darian, Director of Creative Services  
Amanda Flaherty, Director of Marketing Administration  
Jessica Gelman, Vice President of Customer Marketing and Strategy  
Kathryn Hodel, Director of Consumer Marketing  
Brian Honsi, Director of Brand Management  
Murray Kohl, Vice President of Corporate Sponsorship Sales  
Jon Levy, Director of Sales  
Brian Oates, Executive Director of Sales  
David Pearlstein, Vice President of Corporate Relationships  
Matt Quinn, Director of Sales  
David Sanders, Director of Business Intelligence  
Chris Starck, Director of Client Services  
Gail Titus, Senior Director of Marketing Services and Operations

## Security

Mark Briggs, Chief Operating Officer of TeamOps  
Kelly Way, Director of Operations

## The Hall at Patriot Place presented by Raytheon

Bryan Morry, Executive Director

## Ticket Operations

Sarah Boyce, Director of Box Office  
Bryan Flaherty, Director of Patriots Ticketing



# THE PATRIOTS AND THE COMMUNITY

## A WINNING TEAM

The New England Patriots Charitable Foundation (NEPCF) is the 501(c) (3) non-profit entity created by the Kraft family to support charitable and philanthropic agencies throughout New England. This support comes in the form of direct grants, donations of signed memorabilia to a variety of charitable causes and from Patriots players who offer their direct support by appearing at charity functions throughout the year.

Robert Kraft established the New England Patriots Charitable Foundation when he purchased the team in 1994 as a way for the organization to give back to the communities it calls home. The Foundation's primary goal is to support programs that aid the youth and families of New England while underscoring the Kraft family's deep commitment to philanthropic activities in the community.

Over the past 21 years, the Foundation has made donations to thousands of nonprofit organizations throughout New England and has partnered with numerous community groups, including the Boys & Girls Clubs of Greater Boston, the United Way, the Women's Lunch Place in Boston and a host of other New England charities. The Foundation also provides food baskets and toys to hundreds of families and children during the holiday season.

In 2014, current and former Patriots players and coaches made over 400 appearances in New England communities. Wives and girlfriends of Patriots players and coaches are also actively involved in the community through the Patriots Women's Association. This past year, the Foundation donated thousands of autographed items to nonprofit organizations across the region to help support their fundraising efforts. The Kraft family and Foundation will continue to expand its reach to help support more children and families across New England in the years to come.



**Patriots Chairman and CEO Robert Kraft and Pro Football Hall of Famer Andre Tippett congratulate Susan Canning from Kevs Foundation for being selected as the 2015 Myra Kraft Community MVP Awards grand prize winner.**

### THE NEW ENGLAND PATRIOTS CHARITABLE FOUNDATION

*The Heart Inside the Huddle*



#### CONTACT INFORMATION

To request a charitable donation or player appearance, please visit [www.patriots.com/community](http://www.patriots.com/community).

For more information about the New England Patriots Charitable Foundation, Inc., please call 508-543-8200.

# CELEBRATE VOLUNTEERISM

NEW ENGLAND PATRIOTS CHARITABLE FOUNDATION

## *Initiative in Honor of Myra H. Kraft*

Beginning in 2011, the Kraft family and New England Patriots Charitable Foundation launched an ongoing initiative called Celebrate Volunteerism. With a special focus on volunteerism, the Kraft family and Foundation aims to recognize deserving volunteers and inspire others to follow Myra Kraft's example of being a lifelong volunteer.



### *Celebrate Volunteerism Activities Include:*

#### WEEKLY VOLUNTEERISM THEMES

Each week throughout the season, the Foundation focuses on different volunteer areas, including education, mentoring, public service and holiday giving awareness. Each week, the Foundation collaborates with multiple nonprofits that aligned with the weekly volunteerism theme.



#### PATRIOTS COMMUNITY TUESDAYS

Totaling more than 400 appearances, each Tuesday, current and former Patriots players volunteer at nonprofits throughout the region in conjunction with the weekly volunteerism theme.



#### "PATRIOTS DIFFERENCE MAKERS OF THE WEEK"

Each week, the Kraft family recognizes an outstanding volunteer as a "Patriots Difference Maker of the Week." This winner is nominated by the collaborating organizations and is recognized during the Patriots Community Tuesday visits with current and former Patriots players.



#### PATRIOTS DIFFERENCE MAKER GRANTS

The Foundation awards \$25,000 in grants, which includes \$1,000 grants to the nonprofit of each Patriots Difference Maker as well as a \$10,000 grant to the grand prize Patriots Difference Maker.



#### GAME DAY INITIATIVES

Each Patriots home game featured several Celebrate Volunteerism initiatives, including book, coat, food and toy collections, on-field ceremonies, public service announcements and more.

#### PATRIOTS WOMEN'S ASSOCIATION

Patriots players' and coaches' wives and girlfriends played an active role in Celebrate Volunteerism, participating in each of the game day collections, distributing 200 complete Thanksgiving meals to families in need, making and serving meals at the Women's Lunch Place and more.

#### CELEBRATE VOLUNTEERISM CELEBRATION

On December 28, 2014, the Kraft family and Foundation celebrated the season's activities while announcing the continuation of the volunteerism theme beyond 2014. During the game, the 15 Patriots Difference Makers were invited to participate in an on-field ceremony and the volunteers each received a grant for their respective nonprofits.

## NEW ENGLAND PATRIOTS CHARITABLE FOUNDATION FUNDRAISING EFFORTS

### Patriots Premiere and Ron Burton Community Service Award

The New England Patriots Premiere event is held on the field at Gillette Stadium to ring in the new season and raise funds for the Patriots Charitable Foundation. Patriots players and coaches come together to mingle with fans on the big night, which includes dinner, live and silent auctions and the presentation of the Ron Burton Community Service Award. The Burton Award honors the Patriots player who most embodies the qualities of Burton, the first player drafted by the team who was known for his commitment to the community and helping others. Previous winners include offensive lineman Joe Andruzzi (2003), wide receiver Troy Brown (2004), offensive lineman Matt Light (2005), defensive lineman Jarvis Green (2006), defensive lineman Ty Warren (2007), special teams captain Larry Izzo (2008), running back Kevin Faulk (2009), defensive lineman Vince Wilfork (2010), linebacker Jerod Mayo (2011), punter Zoltan Mesko (2012), wide receiver Matthew Slater (2013) and defensive back Devin McCourty (2014).



Robert Kraft, joined by JoAnn Burton, presents Devin McCourty with the 2014 Ron Burton Community Service Award.

### Patriots Fantasy Camp

The New England Patriots Charitable Foundation's Fantasy Camp provides companies and individuals unprecedented behind the scenes access at Gillette Stadium, including exclusive interaction with Patriots players, coaches and ownership. This unique charitable event delivers interactive football skill demonstrations led by Patriots players, an exclusive behind the scenes look inside the training facilities and a chance to meet and work alongside some of the Foundation's charitable partners.



Tom Brady breaks down the huddle after leading the quarterback station at the 2015 Patriots Fantasy Camp at Gillette Stadium.

### Patriots Specialty License Plates

The Patriots are pleased to offer specialty license plates in Massachusetts, Rhode Island and Maine (currently in the pre-order stage) to benefit the Patriots Charitable Foundation. Fans in those states have the opportunity to order the specially designed plates to display their team pride on their bumpers. Proceeds raised from the license plates are funneled directly back to the states in which the plates are issued. Fans can visit [www.patriots.com/](http://www.patriots.com/) community to order their Patriots license plates.





## Ultimate Road Trip Raffle

For \$10, Patriots fans can enter for a chance to travel with the team to a 2015 road game of their choice. The grand prize winner will receive two tickets to the game, plus VIP pregame field passes, seats on the team plane, a room at the team hotel, and more. Three additional prizes will be awarded and include tickets to a Patriots home game and autographed memorabilia. All proceeds will benefit the New England Patriots Charitable Foundation. Please visit [www.patriots.com/community](http://www.patriots.com/community) to learn more.



## Patriots Boston Marathon Team

For eight years, the Patriots have fielded a team to run the historic Boston Marathon to raise funds for NEPCF. Since its inception, the marathon team has raised over a million dollars for the Myra Kraft Community MVP Awards and the Celebrate Volunteerism initiative. Visit [www.patriots.com/community](http://www.patriots.com/community) to learn how to apply for next year's team.

Avid Patriots fans and Patriots staff members train for more than five months to run the historic Boston Marathon each April. Thirty individuals from across the country came together to raise over \$238,000 for the Foundation this year.



## Patriots Platelet Pedalers

The Patriots Platelet Pedalers ride in the Pan Massachusetts Challenge, a weekend-long charity bicycle ride to benefit the Dana-Farber Cancer Institute. Started in 1980, the Pan-Mass Challenge is the largest charity bicycling event in the country, raising over \$300 million for cancer research and treatment. The Patriots Platelet Pedalers pedal together to fundraise for Dana-Farber, with the money earmarked for Dr. Ken Anderson, the Kraft Family Professor of Medicine at Harvard Medical School and Dana-Farber Cancer Institute, to support his multiple myeloma research and development of novel therapies. More than 100 riders train each year to be part of the Pedalers team and together they have raised over five million dollars since 2008.



## FOUNDATION EVENTS



Each November, Robert Kraft is joined by current and former Patriots players and their families to distribute holiday baskets filled with Thanksgiving meals to local families in need.

### New England Patriots Charitable Foundation Children's Holiday Party

For more than a decade, the Patriots have treated hundreds of children from Salvation Army centers and community centers throughout Massachusetts and Rhode Island to a night of holiday festivities. Patriots players attend the party at Gillette Stadium and participate in a number of activities including Wrap-a-Pat, a game in which the children, working in teams, race to wrap Patriots players in Christmas wrapping paper, ribbons and bows. The children are also able to get autographs from players and cheerleaders, visit with Santa Claus and receive holiday gifts provided by NEPCF.



Patriots players, including Jerod Mayo, participate in interactive holiday games with 250 youth in need at the annual Children's Holiday Party at Gillette Stadium.

### Patriots Gifts from the Gridiron

Dozens of current and former Patriots players were at Bass Pro Shops at Patriot Place last year for the fifth annual "Gifts from the Gridiron" event to treat 50 children from local homeless shelter programs to a night of holiday shopping. Armed with \$400 gift cards, the kids selected winter coats, hats and gloves, along with gifts for loved ones. The players helped them budget their money, find the items they were looking for, posed for photos with Santa, and helped the kids wrap presents. The event was a joint effort between Bass Pro Shops, the New England Patriots Charitable Foundation and the New England Patriots Alumni Club.



Chandler Jones helps a child pick out a winter jacket at the annual Gifts from the Gridiron event at Bass Pro Shops at Patriot Place.



## OUTREACH PROGRAMS

### Salute to Service



The Kraft family and New England Patriots Charitable Foundation has always had a deep appreciation for the military. Through the Salute to Service campaign, the Patriots organization recognizes and supports those who have served and those who continue to serve our country. From the Salute to Service game in November, to visiting veterans hospitals and offering their support to military organizations across New England, the Foundation is dedicated to honoring these brave men and women for their service.



Former Patriots players joined Patriots cheerleaders and mascot, Pat Patriot, to greet military members prior to their deployment at Pease International Airport in Portsmouth, N.H.



Chandler Jones helped teach moms the proper tackling techniques at the second annual Moms Football Safety Clinic.

### Mom's Football Safety Clinic

In May, the New England Patriots hosted their second annual Moms Football Safety Clinic at Gillette Stadium. More than 300 women from across New England attended this free, educational event. Patriots players and coaches were in attendance to teach moms the proper blocking and tackling techniques. The clinic also featured football staff and special guests that spoke about concussion awareness, proper equipment fitting, heat and hydration, strength and conditioning and more.

## Youth Football

In recent years, the New England Patriots Charitable Foundation (NEPCF) has expanded its concentration into the development of youth football programs throughout New England. Through the Foundation, the Patriots have made donations to improve football facilities at several area fields and have conducted multiple football clinics, including Football for YOU in the New England region



Each August as part of USA Football month, the Patriots invite youth football programs to their two preseason home games and a few teams have the opportunity to showcase their talents during halftime.

- a free football clinic presented by the NEPCF and New England Patriots Alumni Club (NEPAC) to encourage and excite youth to participate in the game of football. The Foundation has donated thousands of dollars to local high schools through the Coach of the Week program, hosted the regional Punt, Pass & Kick finals as well as the Special Olympics Flag Football and Cheerleading Championships at Gillette Stadium. The foundation will continue to expand its support for youth football and promote programs that encourage good sportsmanship and leadership skills.



## Myra Kraft Community MVP Awards

Each year, the Kraft family and the New England Patriots Charitable Foundation honor members of the New England community for their service to non-profit organizations around the region. Each Myra Kraft Community MVP is recognized for their leadership, dedication and commitment to bettering their communities during a luncheon

at Gillette Stadium with a donation made in their name to the non-profit organization for which they volunteer. The 2015 Patriots Myra Kraft Community MVP grand prize winner, Susan Canning of Keys Foundation, started the nonprofit organization in 2011 after losing her son to sudden cardiac arrest. The foundation has coordinated hundreds of CPR and AED courses and donated AED units to local fields and schools. Because of Susan's commitment, she was awarded a \$25,000 grant to support Keys Foundation.



Robert Kraft, Josh Kraft, Stephen Gostkowski, Jerod Mayo, Nate Solder and Andre Tippett congratulated the 2015 Myra Kraft Community MVPs.



Devin McCourty, Zach Moore and Matthew Slater showed off their dancing skills at the 2014 Hometown Huddle event.

## Hometown Huddle

"Hometown Huddle" is a special day of service in which all 32 NFL teams across the country work with United Way agencies to help make a difference in their communities. The Patriots Hometown Huddle promotes fitness and nutrition as Patriots players make special visits to Boys and Girls Clubs and community centers across the region.



Dartmouth High School Coach Rick White was honored as the 2014 New England Patriots High School Coach of the Year.

## Patriots High School Coach of the Week

Each week during the high school football season, the Patriots honor a high school football coach with their Coach of the Week Award. This season marks the 21st year in which the Patriots conducted the program, which recognizes outstanding high school coaches and promotes youth football throughout New England. Pro Football and Patriots Hall of Fame linebacker Andre Tippett, the team's executive director of community affairs, oversees the program as part of the Charitable Foundation's commitment to youth football initiatives. The Patriots award the selected coach each week with a \$1,000 grant to benefit the school's football program. At the end of the season, one Coach of the Year is selected and is awarded a \$2,000 grant for their program.

## Kraft Family Blood Donor Center Blood and Platelet Drives

The New England Patriots Charitable Foundation continues to increase awareness of the importance of blood and platelet donations with a blood drive at the Kraft Family Blood Donor Center at Dana-Farber Cancer Institute and Brigham and Women's Hospital. The Foundation also hosts several blood drives at Patriot Place throughout the year. Donors have the opportunity to meet and greet with special guests including current and former Patriots players, Patriots cheerleaders and mascot, Pat Patriot. All donors receive special Patriots-themed gifts and are entered into a drawing for autographed prizes.

During the blood and platelet drives, current and former Patriots players, including Rob Ninkovich, visit the Kraft Family Blood Donor Center at Dana-Farber Cancer Institute and Brigham and Women's Hospital.







Malcolm Butler and Jimmy Garoppolo promoted the Play 60 message at Harvard University back in May. The players teamed with AccesSportAmerica and the Harvard football team to lead football skill stations for more than 150 individuals with physical and developmental disabilities.

## Play 60

The NFL's PLAY 60 initiative, a national youth health and fitness campaign focused on increasing the wellness of young fans by encouraging them to be active for at least 60 minutes each day. Throughout the season, current and former Patriots players attend football clinics, participate in the New England Kids Triathlon, visit schools and other locations to encourage children to eat healthy and exercise.



## Breast Cancer Awareness

October is breast cancer awareness month across the NFL and the Patriots are dedicated to promoting early detection. The Kraft family and Foundation have made donations in support of breast cancer research in underserved communities, promote advocacy at one of their home games in October and players have visited breast cancer centers to support families that are battling breast cancer.



More than 300 breast cancer survivors and their families formed a giant pink ribbon to promote breast cancer awareness on Oct.5, 2014.



Robert Kraft joins members of the Patriots Women's Association to help serve meals to homeless women at the Women's Lunch Place in Boston.

Tom Brady and Rob Gronkowski took part in a Make-A-Wish visit to Gillette Stadium. Bill Belichick and the entire team also joined them to welcome the special guests. The visits are made possible by Make-A-Wish board member and Kraft Group Executive Vice President Dan Kraft.



Last September, more than a dozen current and former New England Patriots players, including Cameron Fleming, teamed with UnitedHealthcare and KaBOOM! to build a playground in Mattapan, Mass.

Robert Kraft joined a community service project at the fifth annual Project 351 leadership reunion at Gillette Stadium. Governor Charlie Baker was also on hand to thank students for their commitment to community and promote the importance of education, leadership and volunteerism.







Catch every Patriots  
moment on the  
largest, most reliable  
4G LTE  
network.

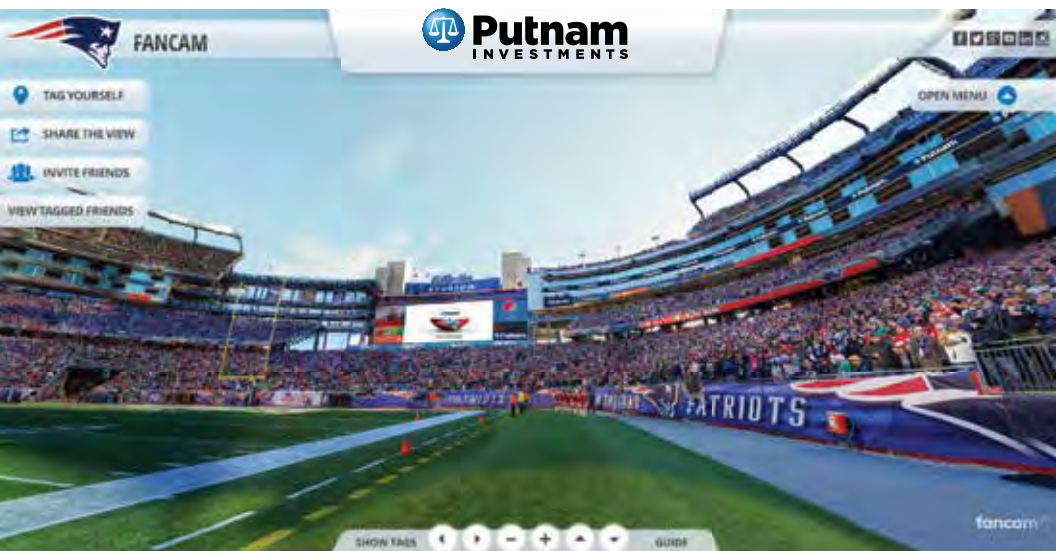


**4G**<sup>LTE</sup>



# OVER 65,000 SELFIES. ONE PATRIOTS NATION.

Find yourself on Patriots Fancam at every home game this season.  
Share your experience with your friends on social media.



## patriots.fancam.com

Brought to you by Putnam Investments

New England Patriots trademarks, including the Patriots logo, are the property of New England Patriots LLC, and are used pursuant to a licensing agreement with New England Patriots LLC.

BY MOVING SIDE TO SIDE  
SHAVING HAS FINALLY  
**MOVED FORWARD**



**Fusion**  
**PROGLIDE**  
WITH FLEXBALL™ TECHNOLOGY



**FUSION PROGLIDE REBUILT WITH NEW FLEXBALL TECHNOLOGY.**

A razor that responds to every contour of your face for maximum contact\*  
and gets virtually every hair.

**Gillette**  
THE BEST A MAN CAN GET™