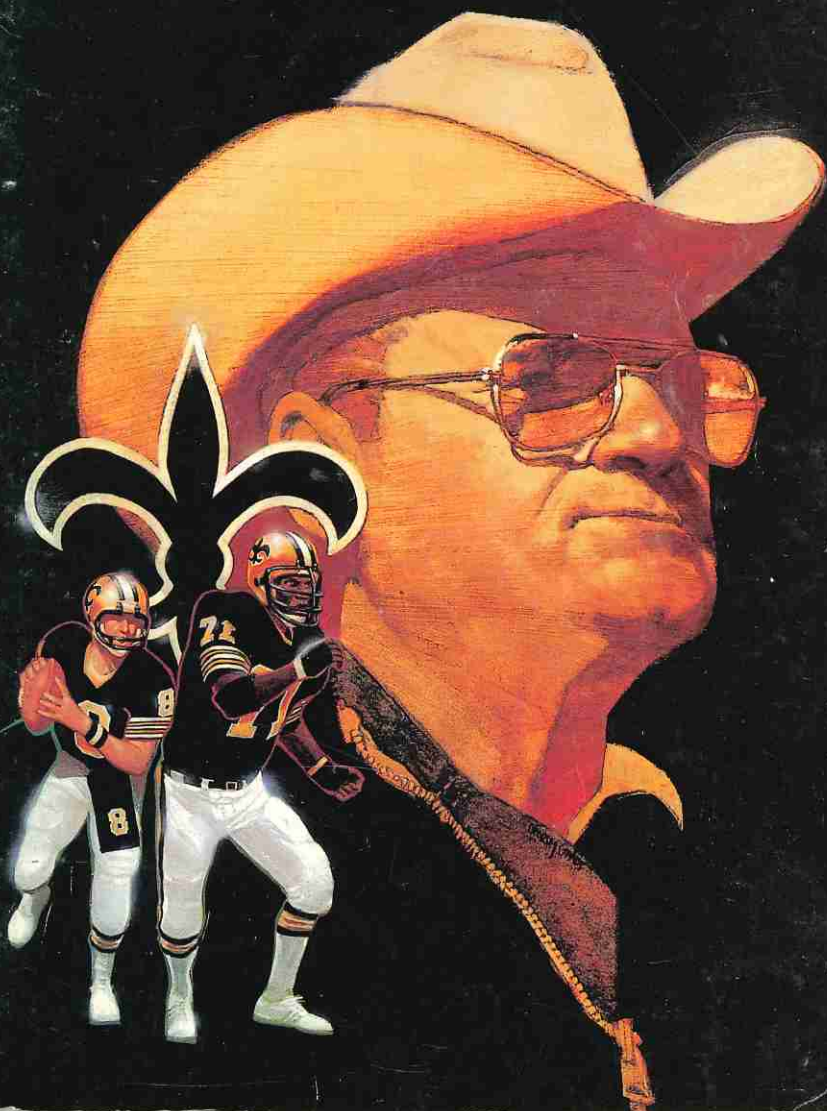


SAINTS 1981 OFFICIAL MEDIA GUIDE



THE SAINTS ARE TAKING OFF WITH US.



Braniff, the Official Airline of the New Orleans Saints, is proud of our affiliation with the team and with the City of New Orleans. Next time you're planning a trip, think of us.

We serve 68 cities in Britain, South America, Mexico, Canada and throughout the U.S.A.

For information and reservations, call your travel agent, corporate travel office or Braniff in New Orleans at 523-9011. All other cities call toll-free (800) 527-4000.

BRANIFF
WORKING HARD TO BE YOUR AIRLINE

SAINTS

1981 SCHEDULE

PRE-SEASON GAMES

Date	Opponent	New Orleans Kickoff Time
August 8 (Sat.)	BALTIMORE COLTS	7 p.m.
August 15 (Sat.)	HOUSTON OILERS	7 p.m.
August 23 (Sun.)	Philadelphia Eagles at Syracuse, N.Y.	12 noon
August 29 (Sat.)	DETROIT LIONS	7 p.m.

NATIONAL FOOTBALL LEAGUE GAMES

September 6	at Atlanta Falcons	12 noon
September 13	LOS ANGELES RAMS	12 noon
September 20	at New York Giants	3 p.m.
September 27	at San Francisco 49ers	3 p.m.
October 4	PITTSBURGH STEELERS	1 p.m.
October 11	PHILADELPHIA EAGLES	12 noon
October 18	at Cleveland Browns	12 noon
October 25	CINCINNATI BENGALS	1 p.m.
November 1	ATLANTA FALCONS	12 noon
November 8	at Los Angeles Rams	3 p.m.
November 15	at Minnesota Vikings	12 noon
November 22	at Houston Oilers	12 noon
November 29	TAMPA BAY BUCCANEERS	1 p.m.
December 6	at St. Louis Cardinals	12 noon
December 13	GREEN BAY PACKERS	12 noon
December 20	SAN FRANCISCO 49ERS	1 p.m.

ON THE COVER

Saints coach O.A. (Bum) Phillips looks to the future in his first season at the helm of the New Orleans franchise. Original art provided by NFL Properties Creative Services. Media Guide photography by Tim Alexander. Statistical research by Bob Remy. Editorial content by New Orleans Saints public relations department. Cover and text printed by Harvey Press.

CONTENTS

ALUMNI	107-109	Leaders, All-Time	114-115
BIOGRAPHIES		Leaders by Years	110-113
Administration	20-23	Opponent Individual	129
Coaching Staff	9-16	Opponent Team	130
Executives	4-5, 8	Saints Individual	119-122
Head Coach	6-7	Saints Team	123-128
Rookies and Others	58-68	Series Records	89-93
Scouting	17-19	Two-Team Records	130
Veteran Players	27-57	RESULTS	
DATEBOOK	21	All-Time	99-100
DEPTH CHART	69	Preseason	101
DIRECTORY	3	1980 Postseason	132
DRAFT HISTORY	103-106	REVIEW OF 1980	74-81
GAME STAFF	83	ROSTERS	
HISTORY	94-98	First-Year	71
HOTELS	72	Numerical	72
HOW SAINTS WERE BUILT	73	Veterans	70
LAST TIME	109	RULE CHANGES, 1981	133
LONGEST PLAYS, 1980	83	SCHEDULES	
MEDIA INFORMATION	138	1981 Postseason	106
MVP's	134	NFL Preseason	134
NFL DIRECTORY	131	NFL Regular Season	135-137
NFL STANDINGS	132	Saints	1
OPPONENT INFORMATION	84-88	STANDINGS, ALL-TIME	102
OUTLOOK	24	STATISTICS	
PRESEASON TELECASTS	139	1980 Individual	82
PRO BOWL SAINTS	48	1980 Team	83
PRONUNCIATION GUIDE	58	SUPER BOWL RESULTS	131
RADIO NETWORK	139	SUPERDOME FACTS	57
RECORDS		TICKET INFORMATION	140
Attendance	118	TIE-BREAKERS	137
Big Days	116-117	TRAINING CAMP	2
'Consecutive' Records	117		

VERO BEACH TRAINING CAMP

For the seventh year the Saints will travel to Vero Beach, Florida, for summer training at one of the finest sports complexes in the nation.

Dodgertown is the winter home of the Los Angeles Dodgers in addition to serving the Saints in the summer.

A contract has been signed with the complex assuring the team of a summer home into 1985.

Mailing address of the Saints is Dodgertown, P.O. Box 2887, Vero Beach, Fla., 32960. Phone Numbers:

Dodgertown Switchboard and all

Saints Offices:(305) 569-4900

Saints Business Office

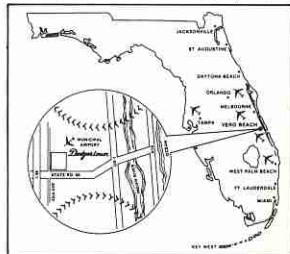
(From New Orleans direct) . .524-1252

Press Room

(From New Orleans direct) . .524-1251

News Reports(305) 569-4014

Camp TWX (510) 952-7461



Saints Directory

President John W. Mecom, Jr.

ADMINISTRATION

Assistant to the President	Fred Williams
Director of Football Operations	Harry Hulmes
Director of Player Negotiations	Pat Peppler
Business Manager/Controller	Bob Landry
Data Processing Manager	Jay Romig
Director of Public Relations	Greg Suit
Assistant Director of Public Relations	Rusty Kasniersky
Director of Marketing	Barra Birrcher
Ticket Manager	Don Johnson
Assistant Ticket Manager	Amos Green
General Counsel	Russell Schonekas

Office Staff: Sylvia Alfortish (Public Relations); Ruth Barker (Receptionist); Linda Bourgeois (Business); Barbara Schoen (President's office and Operations); Sam Surtain (Mail Clerk).

Ticket Office: Judy Chavis, Sandy King, Fran Pope, Sandra Stevens

COACHING AND PLAYER PERSONNEL STAFF

Head Coach	O.A. (Bum) Phillips
Offensive Coordinator	King Hill
Offensive Backfield	John Levrá
Receivers	Lamar McHan
Offensive Line	Joe Spence
Defensive Coordinator	Wade Phillips
Linebackers	John Paul Young
Defensive Line	Willie Zapalac
Defensive Backfield	Lance Van Zandt
Special Teams	Harold Richardson
Strength Coach	Russell Paternostro
Administrative Assistant	Jack Cherry
Director of Pro Personnel	Ernie Hefferle
Director of Player Personnel	Bob Whitman
Personnel Scouts	Bobby Baldwin, Hamp Cook, Andy Everest, Bob Hill, Joe Woolley
Director of Photography	Erby Aucoin
Photographer	Albert Aucoin
Trainer	Dean Kleinschmidt
Assistant Trainer	Grady Luttman
Equipment Manager	Dan Simmons
Assistant Equipment Manager	Silky Powell
Grounds Superintendent	Lester Vallet
Team Physicians	Dr. Ken Saer, Dr. Terry Habig, Dr. Charles L. Brown
Team Dentist	Dr. Richard Oster

Office Staff: Fran Albright (Head Coach); Yvette Arceneaux (Receptionist); Ellen Frisard (Assistant Coaches); Mary Squarsich (Personnel).

JOHN W. MECOM, JR.

Owner and President



After 14 seasons as chief executive of the Saints, John W. Mecom, Jr. holds a special optimism and excitement for what lies ahead for New Orleans' professional football franchise.

"Everyone in New Orleans identifies with our team," explained the Saints owner and president. "It's nice to be a part of something, but it's even better to

feel a part of it. Our fans feel that they are a part of the Saints, and that type of support is a great motivation for all of us working to give those fans a winner."

Mecom was awarded the Saints franchise on December 15, 1966 and became, at age 27, the youngest owner and president in National Football League history. His youthful entry into the NFL was surpassed by an early involvement in the Mecom family business. At an early age, he began on-the-job training at the hand of his father, John Sr., learning the daily workings of the Mecom enterprises from the ground up.

He now manages the Mecom family business network that includes wide-ranging interests in oil, sulphur, ranches and hotels, including the Le Pavillion Hotel in New Orleans and the exclusive Warwick Hotel and Towers in Houston.

In addition to his efforts to bring a winning tradition to the Saints, Mecom's philanthropic efforts in New Orleans have benefited several civic projects. For example, more than \$1.5 million has been raised for the Saints-Lions Eye and Ear Clinic through the Saints sponsorship of an annual preseason game to benefit the Louisiana Lions Clubs. A Mecom contribution resulted in the restoration of the locker rooms at Tad Gormley Stadium, a football facility in New Orleans' City Park used by many of the local high schools. Mecom recently positioned the Saints in the forefront of support for the Ronald McDonald House now being planned to support the city's medical community. Also, he has made a substantial contribution toward the construction of a City Park playground (Independence Isle) for handicapped children.

Mecom was born in Houston, Texas on October 11, 1939. He attended the universities of Oklahoma and Texas and played freshman football at Oklahoma. He is a member of Sigma Alpha Epsilon. At

Oklahoma he met his future bride, Katsy Mullendore of Pawhuska, Oklahoma. They were married in 1962.

His avid interest in sports includes auto racing. In 1966, John and John, Sr. sponsored the winning entry (driven by Graham Hill) in the Indianapolis 500 auto race classic.

John and Katsy reside in Houston, but also maintain a residence in New Orleans. Their son, John III, is a high school football and basketball player. They have three daughters: Katsy, Mary Elizabeth and Kathleen.

FRED WILLIAMS

Assistant to the President



Fred Williams was appointed to oversee the administrative operations of the Saints franchise beginning in February.

He prepared for his role as top front office executive by serving as assistant to owner and president John W. Mecom, Jr. since 1971. During that time he has gained firsthand experience in every aspect of franchise operations. His

association with the Saints began in 1968 when he joined the Mecom family as a security consultant.

Williams is a native of New Orleans, the first administrative chief from New Orleans in the history of the franchise. He attended Fortier High School and Tulane University.

Prior to joining the Saints, Williams pursued a law enforcement career in New Orleans and served as head of the district attorney's Rackets Bureau. He also served four years in the Marine Corps with special duty in the United Nations peace-keeping force in Palestine.

Williams and his wife, Jessie, live in Slidell. They have five children: Lynn, Jeff, Kevin, Amy and Christopher.



SAINTS RETIRED

The only numbers in the 14-year history of the Saints to be retired are 81 and 31. Defensive end Doug Atkinis wore 81. He played from 1967-69. The former University of Tennessee all-American ended his 17-year playing career in the Saints' third year of existence. Jimmy Taylor, the all-pro running back who rose to fame with the Green Bay Packers, wore 31.

O. A. (BUM) PHILLIPS

Head Coach



Long on common sense and short on pretense, O. A. (Bum) Phillips' approach to winning football is as distinctive as his needle-toe boots, flat top haircut, ever-present hat and easy-going "Howdy".

With his arrival as head coach of the Saints on January 22, 1981, it became the new hope of New Orleans fans that Phillips will implement his successful formula quickly and effectively.

During six seasons, 1975-80, as head coach of the Houston Oilers, Phillips raised that franchise to a perennial playoff contender. Prior to his arrival in Houston, the Oilers had turned in back-to-back seasons which they won only a single game.

The challenge in New Orleans takes on similar proportions. The opportunity for success is there, too.

"Opportunity," says Bum, "because we have an owner who is behind us 100 percent and fans who have always supported their team."

Phillips, 57, signed a five-year contract to coach the Saints. That agreement is one page in length, probably the shortest in the history of the National Football League. The contract is, in its simplicity, characteristic of Bum's approach to all things.

Complex formations, intricate offensive and defensive systems, computerization and the like are not Bum's style.

"We tailor the system to fit the players, not the other way around," Bum explains.

Phillips served as a defensive assistant on the San Diego Chargers staff, 1967-71. He joined the Houston Oilers as defensive coordinator in 1974. That season the Oilers finished with a 7-7 record, a vast improvement over the 1-13 finish the two previous years.

In 1975, Bum took over as head coach and general manager and guided Houston to a 10-4 record, defeated every team on the schedule except Pittsburgh and Cleveland and narrowly missed the AFC playoffs.

Following seasons of 5-9 in 1976 and 8-6 in 1977, Bum directed the Oilers into the playoffs, 1978-79-80. Houston appeared in the conference championship games of 1978 (10-6) and 1979 (11-5), but lost to eventual Super Bowl champion Pittsburgh both times. The Oilers again made the playoffs in 1980 (11-5) but were stopped by Oakland, also the eventual Super Bowl champion.

Born in Orange, Texas September 29, 1923, Phillips' coaching career has included 13 years at the high school level, six at the college level and six years as a pro assistant. His six-year career record as a head coach is 59-31.

His college coaching background includes service as an assistant at Texas A&M, 1957; Houston, 1963-66; Southern Methodist, 1971-72; and Oklahoma State, 1973.

A Marine Corps veteran, Phillips played guard at Lamar Junior College, 1941 and 1946-47, and at Stephen F. Austin, 1948-49.

Warmth, consideration and cooperativeness are important aspects of the reputation that Bum has built over the years, both in and out of football. These qualities earned him the 1979 Jack Horrigan "Good Guy" Award presented annually by the Professional Football Writers of America.

Bum has given not only his name, but also his personal efforts, to several charitable projects, including raising contributions for the Huguen School/Bob Hope High School in Port Arthur, Texas. In 1981, the Bum Phillips Celebrity Golf Tournament helped raise \$1 million for this educational facility for the severely handicapped.

Bum's head coach is wife Helen and together they head a family squad of six children and three grandchildren. Son Wade is the Saints defensive coordinator. The five Phillips daughters are: Susan (Reeves), Cicely (Devore), Dee Jean (Hurta), Andrea and Kim Ann.



SAINTS HEAD COACH RECORDS

Year	W	L	T	Ernie Hefferle		
1975				1	7	0
	Tom Fears					
1967	3	11	0			
1968	4	9	1			
1969	5	9	0			
1970	1	5	1			
Totals	13	34	2			
	J. D. Roberts					
1970	1	6	0			
1971	4	8	2			
1972	2	11	1			
Totals	7	25	3			
	John North					
1973	5	9	0			
1974	5	9	0			
1975	1	5	0			
Totals	11	23	0			
	Hank Stram					
1976	4	10	0			
1977	3	11	0			
Totals	7	21	0			
	Dick Nolan					
1978	7	9	0			
1979	8	8	0			
1980	0	12	0			
Totals	15	29	0			
	Dick Stanfel					
1980	1	3	0			

HARRY HULMES

Director of Football Operations



Harry Hulmes is in his 12th year with the Saints. He served as vice-president operations in 1980. He has served as vice-president player personnel from 1978-79 and vice-president administration from 1973-77.

One of the most popular executives in the National Football League, Hulmes was the public relations director of the Baltimore Colts for 12 years, 1958-69. He


joined the Saints in 1970 as assistant to the general manager and public relations director.

A native of Philadelphia, Hulmes graduated from the University of Pennsylvania. He joined the Baltimore Orioles as assistant business manager in 1954 and became sports information director at Bucknell University in 1956. He enjoyed two NFL Championship seasons with the Colts.

A Navy veteran, Hulmes and his wife, Barbara, reside in Metairie. They have three children: Linda, Terry and Richie.

PAT PEPPLER

Director of Player Negotiations



Pat Peppler joined the Saints this year as Director of Player Negotiations.

He came to the Saints from the Houston Oilers where he served 1977-80 as assistant general manager.

A graduate of Michigan State University, Peppler played football, basketball and baseball. After a brief stint in pro baseball, he coached at Michigan State and then spent eight years as an assistant football coach at North Carolina State.

One season on the staff at Wake Forest followed before Peppler

joined the Green Bay Packers as Director of Player Personnel under Vince Lombardi.

Also serving Green Bay as assistant general manager, Peppler was a vital part of the Packer organization that won the NFL title in 1965 and successive Super Bowls in 1967 and 1968.

Peppler moved to the Miami Dolphins as Director of Pro Scouting in 1971 and again played a part in successive Super Bowl victories, 1973 and 1974.

He joined the Atlanta Falcons in 1975 as general manager and served as interim head coach there for nine games in 1976.

Pepper was born April 16, 1922 at Baltimore, Md. He has six children: Pamela (Nickoli), Susan (Hamachek), Walter, Terry, John and Jim. He also has three grandchildren.

JACK CHERRY

Administrative Assistant



Jack Cherry joined the Saints in February 1981 from private business.

Cherry began his sports career as a writer for the Columbus (Ohio) Evening Dispatch. After serving at the Lancaster Eagle Gazette, he was named Sports Information Director at his alma mater, Xavier (Ohio) and worked there 1958-71. He was appointed assistant SID at Louisiana State University in 1972. He


served as SID at Kansas in 1973. He was public relations director of the WFL Houston Texans in 1974. In 1975, he joined the Houston Oilers as Director of Media Services, and was named Director of Public Relations in 1977.

Cherry was head of his own television production company, 1978-80.

Jack and his wife, Barbara, have four children: Jack, Lisa Anne, Patrick, and Tom. They live in Destrehan.

Coaching Staff

KING HILL, Offensive Coordinator



King Hill brings experience (as both player and coach) with different offensive principles to the Saints.

Hill was quarterbacks and receivers coach with the Houston Oilers, 1978-80. The Oilers reached the playoffs each of his three years.

A graduate of Rice University, Hill played quarterback in the 1858 College All-Star Game and led the team to a rare victory over the pros.

He went on to quarterback 12 seasons in the NFL with the Chicago Cardinals 1958-60, Philadelphia Eagles 1961-67, Minnesota Vikings 1968, and St. Louis Cardinals, 1969. Hill still holds the Eagles' record for longest touchdown pass (92 yards).

He was recently inducted into the Rice University Hall of Fame.

Hill was born in Freeport, Texas, November 8, 1936. He and his wife, Sharon, reside in Destrehan with their son, Cody.

WADE PHILLIPS, Defensive Coordinator



Wade Phillips brings a good working knowledge of the 3-4 defensive alignment to the Saints along with prospects of improving the defensive unit dramatically this year.

As defensive line coach for the Oilers 1976-80, Phillips had at least one all-pro lineman each of his five years there.

Born in Orange, Texas June 21, 1947, Phillips lettered three times at Port Neches-Groves High School in football, basketball and baseball. He attended the University of Houston and started three years at linebacker for the Cougars. He started his coaching career at Houston under Bill Yeoman.

He has also coached at Oklahoma State 1973-74, Kansas 1975-76, and Orange High School.

Wade and his wife, Laurie, live in Destrehan with their children. Tracy and Wesley.

JOHN LEVRA, Offensive Backfield



John Levra joins the Saints after a year in the Canadian Football League.

Levra coached the British Columbia Lions defensive line last year, his first coaching experience at the professional level. He has a long list of successes in the college ranks.

John played guard and linebacker at Pittsburg State (Kansas). He started coaching at New Mexico Highlands, 1966, and then became head coach, 1967-69. He became head coach and athletic director at Stephen F. Austin State, 1971-74. He moved to Kansas as offensive coordinator, 1975-78, and assumed the same position at North Texas State, 1979.

John was born in Arma, Kansas October 2, 1937. He and his wife, Rosie, have two children, Craig and Gina. They live in Destrehan.

LAMAR McHAN, Receivers



Lamar McHan begins his sixth year as a Saints coach.

McHan joined the Saints as quarterback coach under John North, 1974-75. He returned in 1978 as quarterback and receivers coach and developed the Saints passing attack into one of the most respected in the NFL.

An All-America quarterback at the University of Arkansas and No. 1 draft choice of the Chicago Cardinals, McHan played with the Cardinals, 1954-58, Green Bay Packers, 1959-60, Baltimore Colts, 1961-62, and San Francisco 49ers, 1963. He coached at Northern Arizona, 1969-70, and Texas-Arlington, 1971-73.


McHan is a native of Lake Village, Arkansas where he was born December 12, 1932. He and his wife, Barbara, have three children, Lance, Lisa and Megan. They reside in Metairie.



SAINTS PLAY TOP TEAMS IN 1981

The Saints will play six playoff teams on the 1981 schedule. Atlanta and Los Angeles, both division foes, will face the Saints twice. Other teams on the schedule from the 1980 playoffs are: Houston, Philadelphia, Cleveland, and Minnesota. Five of the games against playoff competition will be on the road.

RUSSELL PATERNOSTRO, Strength



Russell Paternostro starts his pro coaching career after success at training both individuals and teams at every level of competition.

Paternostro, a New Orleans native, graduated from West Jefferson High School, and attended college at San Diego State University. He played football in high school and also at Camp Pendleton, California during

his Navy tour of duty.

Paternostro returned to New Orleans in 1962, and was involved with health clubs in the New Orleans area.

Russell and his wife, Mercy, have two daughters, Angela and Robyn. They reside in New Orleans.

HAROLD RICHARDSON, Special Teams




Harold Richardson begins his pro coaching career after coaching ten years at the college level.

A tight end at Southern Methodist, Richardson played on the only Mustang team to win the Southwest Conference crown in the past 40 years. He also lettered twice in baseball.

Richardson coached at SMU after graduating, 1971-72, and moved to Oklahoma State, 1973-76. He came back to Texas to coach at Texas Christian, 1977-78, before becoming defensive coordinator at North Texas State, 1978-80.

A native Texas, Richardson was born September 27, 1944 in Houston. He and his wife, Ramona, live in Destrehan.

JOE SPENCER, Offensive Line



Joe Spencer joins the Saints with 14 years of coaching experience. His football expertise spans three decades.

Spencer played offensive tackle at Oklahoma State. He then turned pro as a tackle with the Brooklyn Dodgers, 1948, Cleveland Browns, 1949-50, and Green Bay Packers, 1951-52.

His first coaching job was at Austin (Texas) College, 1952-60, as head coach. He then moved to the pros, coaching with the AFL Champion Houston Oilers in their first year, 1960. After

leaving the Oilers in 1965, he coached with the CFL Edmonton Eskimos, 1966-67, and then returned to the AFL with the New York Jets, 1968-70. With the Jets, he coached the line that protected Joe Namath in their Super Bowl III upset of the Baltimore Colts.

After a year at St. Louis, 1971, Spencer coached at the University of Kansas, 1972-73, and the WFL Chicago Fire, 1974, before joining the Kansas City Chiefs, 1975-80.

Joe and his wife, Betty Jo, have two children, Jeff and Sara. They live in Destrehan.

LANCE VAN ZANDT, Defensive Backfield



Lance Van Zandt comes to the Saints from one of the most successful college football teams in the nation.

Van Zandt spent the last five years as defensive coordinator at the University of Nebraska. During that time, the Cornhuskers went to bowl games each year.

A graduate of Lamar University, Lance began his coaching career at New Mexico Highlands, 1966-67, along with John Levra, Saints backfield coach. He then coached at West Texas State, 1968-69, and Texas A&M, 1970-71. After a year at Rice, 1972, Lance moved to Oklahoma State, 1973-74, before going to Nebraska.

Lance and his wife, Jeanette, have two children, Jared and Matthew. They live in Destrehan.

JOHN PAUL YOUNG, Linebackers



John Paul Young followed O. A. (Bum) Phillips to New Orleans from the Houston Oilers staff.

John Paul played college football at Texas-El Paso. He was a four-year starter at linebacker, and captained the Miners three years. He was all-conference three years and second team all-American his senior year.

He started his coaching career under O. A. (Bum) Phillips at Texas-El Paso, 1962-64. After a year at Jacksonville (Texas) High School, he coached at SMU, 1966-68, and Oklahoma State, 1969. He then spent nine years at Texas A&M, 1970-78. The

Aggies led the Southwest Conference four consecutive years in total defense during Young's tenure.

Young held the post of linebackers and special teams coach with the Houston Oilers 1978-80, The Oilers made the playoffs all three years.

John Paul was born at Dallas, Texas December 31, 1939. He and his wife, Dolores, have two sons: John Paul, Jr. and Jason Phillips. They reside in River Ridge.

WILLIE ZAPALAC, Defense Line



Willie Zapalac joins the Saints after coaching the defensive line of the AFC Eastern Division Champion Buffalo Bills.

A native Texan, Zapalac played in two East-West Shrine games and two College All-Star games at Texas A&M. He started his coaching career at A&M, 1953-60. He coached at Texas Tech, 1961-62, and Oklahoma State, 1963, before coaching at the University of Texas

for 12 years, 1964-75, under Darrell Royal.

His first pro coaching job came with the St. Louis Cardinals, 1976-77, as defensive line coach. He moved to Buffalo, 1978-80, before coming to the Saints.

Willie and his wife, Dorothy, have three children: sons Bill and Jeff, who played on national championship teams at Texas coached by their father, and daughter Jill. They reside in Destrehan.

DEAN KLEINSCHMIDT, Trainer



Dean Kleinschmidt joined the Saints in 1969, and was promoted to his present position in 1971. He was, at that time, the youngest head trainer in the NFL.

A native of Morgan, Miss., Kleinschmidt attended the University of Indiana. He served there as student trainer and staff assistant trainer. Since joining the Saints he has served on the Senior Bowl staff as trainer annually.

He has also served on the faculty for sports medicine seminars in Sweden in 1976 and Mexico in 1978.

Kleinschmidt is single and resides in New Orleans.

DAN SIMMONS, Equipment Manager



Dan Simmons, like his father, chose football as a career. Bill Simmons is equipment manager of the St. Louis Cardinals.

Simmons joined the Saints staff in 1973 after assisting his father in St. Louis for two years. A graduate of Meramec College in St. Louis, Dan served four years in the Navy following his graduation.

Dan and his wife, Elaine, live in Kenner with their three children—Tracy, Tony, and Amy.

ERBY AUCOIN, Director of Photography



A jack-of-all-trades, Aucoin joined the Saints in 1968.

In addition to his unique abilities as a photographer, Erby doubles as carpenter and handyman at the Saints' practice facility, and is an accomplished Acadian chef.

A native of Napoleonville, La., Aucoin graduated from LSU. Under his direction, the Saints were the first NFL team to have a complete film laboratory, which he operates from the Metairie practice field.

Aucoin and his wife, Rosalie, reside in River Ridge. They have three sons, Erby III, Albert and Douglas, and five daughters, Mrs. John Ward, Jayne, Cynthia, Deidra, and Michelle.

Aucoin and his wife, Rosalie, reside in River Ridge. They have three sons, Erby III, Albert and Douglas, and five daughters, Mrs. John Ward, Jayne, Cynthia, Deidra, and Michelle.


ALBERT AUCOIN, Assistant Photographer



Son of director of photography Erby Aucoin, Albert has been with the Saints since 1976, joining the staff fulltime in 1980.

Albert graduated from East Jefferson High School in New Orleans. He is single and resides in Metairie.

SILKY POWELL, Assistant Equipment Manager



Glennon Powell, better known as Silky, joined the Saints in 1975.

Powell, a native of New Orleans, worked in physical education with the New Orleans Recreation Department and at Redemptorist High School as a coach. He is single and resides in the Irish Channel area of New Orleans.

GRADY LUTTMAN, Assistant Trainer



Grady Luttmann was appointed assistant trainer in June, 1981.

Luttmann served on the training staff of Texas Lutheran College, 1973-79. He graduated from TLC with a bachelor's degree in health and physical education. He is a member of the National Athletic Trainers Association and the American College of Sports Medicine.

A graduate of Robert E. Lee High School in San Antonio, Texas, Luttmann is single.

LESTER VALLET, Grounds Superintendent



Lester Vallet joined the Saints in 1979, with extensive experience in the sports world.

Vallet was stadium superintendent at Tulane University for 12 years and field crew supervisor at the Superdome for three years. Lester and his wife, Carolyn, have two sons, Lester, Jr. and Melvin.

Player Personnel

ERNE HEFFERLE, Director of Pro Personnel



Ernie Hefferle assumed his present post with the Saints in 1973, and has since played another important role with the club.

In 1975, Hefferle assumed the head coaching role in an interim capacity, and the Saints beat Atlanta, 23-7 for Hefferle's first professional head coaching victory and the Saints' first win of the year.

A graduate of Duquesne, Hefferle was head coach of the two Pennsylvania high schools, assistant coach at Pittsburgh and head coach at Boston College (1960-61). He served as assistant coach with the Washington Redskins, Miami Dolphins, and Pittsburgh Steelers before coming to the Saints.

A Navy veteran, Hefferle and his wife, Elsie, live in Destrehan.

BOB WHITMAN, Director of Player Personnel



A native of New Orleans, Bob Whitman joined the Saints as a scout in 1968. He became chief scout in 1971, and was elevated to his present position in 1974.

Whitman graduated from Tulane and coached in high school at St. Francisville, La. He moved to the college ranks as an assistant at junior college in Perkinston, Miss. Following a ten-year stint as an assistant at Tulane, he was

head coach at East Jefferson High School in Metairie.

Whitman and his wife, Miriam, live in Metairie. They have eight children, Bob, Jr., Judy, Mickey, Gerry, Wayne, Kenny, Joan and Laura.

BOBBY BALDWIN, Player Personnel Scout



Baldwin brings three years of scouting and 20 years of coaching experience to the Saints.

He served on the staff of the Houston Oilers as scout since 1978. Prior to joining the Oilers, he coached at Texas-El Paso, Middle Tennessee State, and the University of Kansas. Baldwin also served as a coach at the University of Houston for nine years, serving with O. A. (Bum) Phillips for three of those seasons.

Baldwin has four children: daughter Mickie, and sons, Robby, John and Billy.

HAMP COOK, Player Personnel Scout




Hamp Cook joined the Saints in 1973.

Before coming to the Saints, Cook coached high school teams in Mississippi and Alabama and was an assistant coach at Southern Mississippi for eight years. He graduated from Southern Mississippi with a masters degree in physical education.

Cook and his wife, Tinkey, live in Hattiesburg, Miss., with their three children—Chuck, Tracey, and Kyle.

ANDY EVEREST, Player Personnel Scout




Andy Everest joins the staff from North Texas State, where he was athletic director.

Everest has coached football for 27 years, 24 at the collegiate level. In addition to his tenure at North Texas State, he has served at California-Santa Barbara, Foothill College, Stanford, and Utah. He has also served in three Texas high schools.

Everest and his wife, Bonnie, live in Destrehan with their four children, Tom, Alan, Andy and Kathy.

BOB HILL, Player Personnel Scout




Bob Hill came to the Saints as conditioning coach in 1978, and was assigned to the scouting staff this year.

A running back at Jackson State, he served there 13 years as an assistant coach and head coach from 1971-75. His teams had a 44-12-1 record and three times were Southwestern Athletic Conference co-champions. He has coached Walter Payton of the Bears, and Robert

Brazile of the Oilers.

A native of Charleston, Miss., Hill holds a masters degree in education. Bob is married (Betty) and he has a daughter, Roslyn.

RAY JENKINS, Player Personnel Scout



Ray Jenkins joined the Saints staff in 1968 after four years with an NFL scouting combine.

A Navy veteran, Jenkins attended the University of Colorado. He was an assistant coach at Colorado and Colorado School of Mines and head coach at Montana for six years.

Jenkins and his wife, Bea, live in Boulder, Colorado, and have two children.

JOE WOOLLEY, Player Personnel Scout



Woolley joins the Saints scouting staff after serving as director of scouting with the Oilers.

He joined the Oilers in 1974, and left to enter private business in 1976. He returned in 1978 to head the Oiler scouting effort.

He has coached successful high school teams at Galveston Ball and Texarkana (Arkansas) High, leading both teams to state

playoff games.

A graduate of Oklahoma State where he played offensive and defensive tackle, Joe and his wife, Martha have one son, Scott.

Administration



BOB LANDRY, Business Manager/Controller

Bob Landry joined the Saints in 1980 for his first position in pro sports.

A native of New Orleans with a degree in accounting and masters degree in business administration from UNO, Landry worked for 10 years as an accountant with the Monsanto Company. He had served four years in the

Air Force with rank of captain.

Landry and his wife, Kathy, reside in Kenner with their three daughters, Tiffany, Tammy and Tracy.



BARRA BIRRCHEER, Director of Marketing

Barra Birrcher was named marketing director in 1981.

Birrcher has been affiliated with the Saints since 1971 as entertainment director. He took on added duties of PRO! advertising director in 1977 and travel coordinator in 1979.

A native of New Orleans and graduate of UNO, Birrcher is a former publicity director for the Fair Grounds. He had his own advertising agency and is a past president of the Advertising Club of New Orleans.

Birrcher and his wife, Kay, live in Metairie with their daughter Christine Marie.



DON JOHNSON, Ticket Manager

Don Johnson joined the Saints in 1980 after 20 years with the Los Angeles Rams.

From Gothenburg, Neb., Johnson majored in engineering at USC and served in the Army Air Corps. He became a ticket seller in 1948 and worked in baseball for the Hollywood Stars and Los Angeles Dodgers before join-

ing the Rams in 1960. He was promoted to ticket manager of the Rams in 1971.

Johnson and his wife Barbara, reside in New Orleans. They have two children, Barbara Michele and Gregory.



AMOS GREEN, Assistant Ticket Manager

Amos Green was promoted to assistant ticket manager in 1979 after serving as office clerk with the Saints since 1975.

A native of New Orleans, Green attended Belle Chasse High School. He graduated from Grambling University, where he majored in recreation and played third base on the base-

ball team

Green and his wife, Vickie, live in Harvey with son, Steven.



JAY ROMIG, Data Processing Manager

Jay Romig was appointed to a new staff position with the Saints in 1979.


Romig had served the Saints as a part-time assistant trainer in 1977-78. A graduate of UNO, Romig lives in River Ridge.



SAINTS SUMMER DATEBOOK

- July 13 — Rookies report to training camp in Vero Beach, Fla. (Dodgertown)
- July 23 — Rookies scrimmage Miami Dolphins at Biscayne (Fla.) College/Veterans report to Vero Beach, Fla.
- Aug. 1 — Team scrimmage vs. Miami Dolphins at Vero Beach, Fla. (Dodgertown)
- Aug. 8 — Preseason opener vs. Baltimore Colts at Superdome, 7 p.m. Central
- Aug. 15 — Preseason game vs. Houston Oilers at Superdome, 7 p.m. Central
- Aug. 18 — Squad reduction to 60 players
- Aug. 22 — Team breaks summer camp and travels to Syracuse, N.Y.
- Aug. 23 — National TV (NBC) game vs. Philadelphia Eagles at Carrier Dome in Syracuse, N.Y., 12 noon Central
- Aug. 25 — Squad reduction to 50 players
- Aug. 28 — "Welcome Saints" luncheon.
- Aug. 29 — Preseason finale vs. Detroit Lions at Superdome, 7 p.m. Central
- Sept. 1 — Squad reduction to 45 players
- Sept. 6 — NFL opener at Atlanta Falcons, 12 noon Central

Public Relations




GREG SUIT, Director of Public Relations

Greg Suit is in his fifth season with the Saints. He was appointed director of public relations in 1981.

Suit was promoted to publicity director in 1980. He had been assistant director of public relations since joining the Saints in 1977.

Suit was sports information director and assistant athletic director at UNO for four years. He won four national awards for his sports publications. From Cincinnati, he graduated from Miami of Ohio and worked as a sportswriter at the Middletown (O.) Journal.

Suit and his wife, Karen, live in New Orleans with their son Ted.



RUSTY KASMIERSKY, Assistant Director of Public Relations

Rusty Kasmiersky joins the Saints after a one-year hiatus from the sports world.

Kasmiersky served as student sports information director at Southwest Texas State University from 1976 until his graduation with a journalism/public relations degree in 1979. He then worked as SID at Angelo State University during the 1979-80 year. He joined the Saints after seven months as a construction superintendent at U.S. Home Corporation in Houston.

Rusty served six years as an equipment manager in the Saints locker room in summer camp from 1975-79. He and his wife, Donna, reside in Metairie.



THE BUM PHILLIPS SHOW

"The Bum Phillips Show" airs in New Orleans on WWL-TV (4) Saturday at 6:30 p.m. during the football season. Beginning on Saturday, August 15, the weekly half-hour special will feature an inside look at the Saints and the team's upcoming opponent. The program will be seen on a network of stations that includes WAFB in Baton Rouge (Thurs., 10:45 p.m.); KLFY in Lafayette (Sat., 5 p.m.); KNOE in Monroe (Sat., 10:30 p.m.); WJTV in Jackson, Miss. (Sat., 5 p.m.); WXVT in Greenville, Miss. (Sat., 6 p.m.); WHTV in Meridian, Miss. (Sun., TBA); and Shreveport Cablevision (TBA).

Saints Bench



COACHING



Fran Albright
Head Coach



Ellen Frisard
Coaching

ADMINISTRATION



Mary Squarsich
Personnel



Yvette Arceneaux
Receptionist



Ruth Barker
Receptionist



Barbara Schoen
Administration



Sylvia Alfortish
Public Relations



Linda Bourgeois
Business



Sam Surtain
Clerk

TICKETS



Sandy King



Sandra Stevens



Judy Chavis



Fran Pope

1981 Saints Outlook

Bum came along. Archie came back. The 1981 NFL draft produced 17 candidates for this year's roster, including running back George Rogers, the Heisman Trophy winner. And several young veterans gained experience, even as starters, last season.

These are main among many reasons that the range of emotion for New Orleans Saints watchers runs from sheer excitement to active curiosity. Assuredly, everyone from Bourbon Street to Baton Rouge is anxious to see what Bum Phillips will do with the 1981 Saints.

A brighter outlook is based largely on the arrival of Phillips who joined the Saints in January from the Houston Oilers where in six years as head coach he raised that franchise from the bottom of the barrel to the top of the heap. Bum led his squad into the AFC championship game in 1978 and 1979 and reached the playoffs again last season.

Following the 1980 season, veteran quarterback Archie Manning raised questions about his return to professional football this year, citing business opportunities and other considerations.

Manning, who has thrown for more than 3,000 yards in each of his past three years, will be back in 1981 at the controls of an offense that has been effective, even explosive.

"The Saints have always been able to move the football," Phillips assured. We have a good quarterback, good running backs, wide receivers and tight ends. We have two excellent young tackles and an experienced center.

"Obviously, we expect George Rogers to help.

"Offensively. I think we have the makings of a good team."

Defensively, Phillips cited a change in system that makes the unit hard to evaluate.

"I believe the defense can play a whole lot better than last year," he said. "I think the people that we have will fit better in the 3-4 defense that we intend to play. It's much easier to find the personnel to play our defense. In the 3-4 a guy coming out of college can use the same things that he's been taught to do right along. He can use his natural football instincts.

"Also, I think we got some good defensive people in the draft."

Offensively or defensively, the foundation of the Phillips philosophy is the same:

"A defensive alignment doesn't win for you. An offensive play doesn't win for you.

"Players win for you, and you've got to tailor your approach to fit what they can do well."

1981 Saints Veterans




61 SAM ADAMS

Guard First Year with Saints, 10th in NFL
Ht: 6-3 Wt: 260 College: Prairie View A&M
Born: September 20, 1948 at Jasper, Texas
Joined Saints: Trade from New England, 1981

PRO: Can provide stability to Saints offensive line . . . veteran mainstay of Patriots offense 1972-1980 . . . played 15 games in 1980, started 14 . . . 104 career starts of 120 games played . . . one of only two players to play over 100 games for the Patriots . . . began pro career as supplemental draft selection by Rams in 1970 . . . released by Rams, claimed by Patriots on waivers in 1971 . . . Saints gave no. 8 choice in 1981 draft to get him.

COLLEGE: Three-year starter at Prairie View A&M . . . spent 1979 offseason studying accounting at University of Houston.

PERSONAL: Cousin of former Pittsburgh Steeler and Patriots DE Ernie Holmes . . . another cousin, James Hadnot, is running back for Kansas City Chiefs . . . married (Marilyn), with two sons, Sam (6/13/73) and Jeremiah (8/27/80) . . . resides in Metairie.



80 GORDON BANKS

Wide Receiver Second Year with Saints
Ht: 5-9 Wt: 175 College: Stanford
Born: March 12, 1958 at Los Angeles, California
Joined Saints: Free Agent, 1980

PRO: Acquired by Saints after ninth game of 1980 season . . . has exceptional speed . . . played on special teams, had four tackles and one assist . . . played in 7 games in 1980.

COLLEGE: Three-year letterman at Stanford . . . caught 6 passes for 99 yards and one touchdown senior year . . . also rushed 3 times for 29 yards . . . played opposite All-American Ken Margerum . . . holds degree in Political Science.

PERSONAL: Studies law and took LSAT test in offseason . . . works for a car dealership in Palo Alto, Calif. area . . . hobby is racquetball . . . single . . . resides in Palo Alto area.



7 GUY BENJAMIN

Quarterback **Second Year with Saints,**
4th in NFL

Ht: 6-4 Wt: 208 College: Stanford
Born: June 27, 1955 in Hollywood, California
Joined Saints: Trade with Miami, 1980

PRO: Saints understudy appeared only briefly in two games in 1980 . . . completed 7 of 17 passes for 28 yards . . . in Miami, he directed a 79-yard touchdown march on his first professional series of plays . . . second-round draft choice for the Dolphins in 1978, third quarterback picked that year behind Doug Williams and Matt Cavanaugh . . . 51st player selected . . . Saints gave no. 4 choice in 1980 to get him.

COLLEGE: Established Stanford completion record of 60.6 percent over his career . . . completed 63.1 percent his senior year (208 of 330) with 19 TDs and led the nation with 2,790 passing yards . . . 48 TDs second on Stanford all-time list behind Jim Plunkett (52) . . . academic all-America with political science degree . . . Wiseman Trophy winner, given by Victoria Station to its player of the year.

PERSONAL: Attended James Monroe High School in Sepulveda, Calif. . . full name is Guy Emory Benjamin . . . applied to graduate school in offseason . . . married (Kimberly, 4/21/79) . . . lives in Sepulveda.



63 BARRY BENNETT

Defensive Tackle **4th Year with Saints**

Ht: 6-4 Wt: 257 College: Concordia (Minn.)
Born: December 10, 1955 at St. Paul, Minnesota
Joined Saints: Draft Choice No. 3a, 1978

PRO: Candidate at nose tackle in new three-man front . . . played in 15 games, started 6 in 1980 . . . had 22 tackles, 15 assists, 2 sacks for

16 yards in losses . . . best game of 1980 was 3 tackles, 5 assists, 1 sack for 9-yard loss vs. Atlanta, 10-19 . . . good athlete, was tried at offensive guard in 1979 preseason, a short-lived experiment.

COLLEGE: Selected NAIA first-team all-America and AP little all-America in 1977 . . . team MVP in 1975 and 1977 . . . NAIA heavy-weight wrestling champion in 1975 and 1976 . . . NCAA division III champ in 1977 . . . played in East-West Shrine and Senior Bowl games . . . toured Japan and Korea as AAU wrestler in 1976 . . . holds degree in physical education.

PERSONAL: Attended North St. Paul (Minn.) High School . . . good golfer . . . spent offseason recruiting for Concordia and ice fishing in spare time . . . married (Carol) with daughter (Lindsy 12/15/78) and son (Barry, Jr., 4/29/80) . . . resides in Buffalo, Minn.



50 KEN BORDELON

Linebacker **6th Year with Saints**

Ht: 6-4 Wt: 226 College: LSU
Born: August 26, 1954 at New Orleans, La.
Joined Saints: Trade with Los Angeles, 1976

PRO: Played all 16 games, started 14 in 1980 . . . 69 tackles, 34 assists, 1 sack for 8-yard loss . . . 2 interceptions returned 11 yards . . . 4 passes defended . . . best effort was 11 tackles, 3 assists, fumble recovered vs Rams, 11-24 . . . candidate for outside linebacker in new 3-4 alignment . . . came to Saints in 1976 preseason trade with Rams . . . drafted in 5th round by Rams in 1976 . . . Saints gave no. 4 choice in 1977 draft to get him.

COLLEGE: Lettered four years as defensive lineman at LSU . . . selected first team all-Southeastern Conference in 1975 . . . played in East-West and Senior Bowl games . . . has degree in physical education.

PERSONAL: Attended Brother Martin High School in New Orleans . . . native New Orleanian . . . played racquetball, worked out in offseason . . . made several personal appearances . . . single . . . lives in Kenner.



67 STAN BROCK

Offensive Tackle 2nd Year with Saints
Ht: 6-6 Wt: 275 College: Colorado
Born: June 8, 1958 at Portland, Oregon
Joined Saints: Draft Choice no. 1, 1980

PRO: Played in all 16 games, started 12 in 1980 . . . all-rookie selection by UPI and Pro Football Weekly . . . one of what head coach "Bum" Phillips considers as "an excellent pair of young tackles" . . . bench presses 400 pounds . . . good speed . . . durable performer.

COLLEGE: Called by Colorado coach Chuck Fairbanks "the best pass blocker in college football" his senior year . . . first-team all-Big Eight in 1979 . . . played in Hula and Senior Bowls . . . started every game at right tackle as junior and senior . . . team captain and four-year letterman . . . majored in physical education.

PERSONAL: Attended Jesuit High School in Beaverton, Ore. . . made all-state team as fullback . . . lettered in basketball and track . . . brother Pete is center with New England Patriots and was their no. 1 choice in 1976 . . . father is riverboat fireman in the Columbia River . . . favorite pastime is fishing . . . worked with his brother-in-law in the homebuilding industry, fished and hunted in offseason . . . full name is Stanley James Brock . . . married (Lori) with daughter (Sara, 12/24/79) and daughter (Jessica 5/15/81) . . . lives in Beaverton, Ore.



89 WES CHANDLER

Wide Receiver 4th Year with Saints
Ht: 5-11 Wt: 186 College: Florida
Born: August 22, 1956 at New Smyrna Beach, Fla.
Joins Saints: Draft Choice No. 1, 1978

PRO: Started all 16 games for second straight year . . . led Saints in receiving with 65 catches for 975 yards, 6th in NFC . . . averaged 15 yards per catch . . . scored 6 touchdowns . . . very agile performer with exceptional speed and moves . . . best game of 1980 was 9 catches for 139 yards and a touchdown vs. Philadelphia 11-9 . . . also returned 8 punts for 36 yards on the season . . . went to Pro Bowl in 1979 . . . 85-yard catch and run was NFL's longest in 1979 . . . set Saints single-season record with 1,069 yards in 1979 . . . second-team ALL-NFC by

UPI . . . set Saints game record for receiving yards with 205 in 1979 season opener vs. Atlanta . . . punted 8 times for 321 yards and 31.0 average during punter's injury in 1979 . . . third player selected in 1979 draft.

COLLEGE: Consensus first team all-America selection in 1977 . . . all-Southeastern Conference 1976 and 1977 . . . also played running back as senior . . . Florida Amateur Athlete of the Year in 1978 . . . caught 10 passes for 92 yards in Senior Bowl . . . also played in Sugar, Gator, and Sun Bowl games . . . three-year receiving statistics of 92 catches for 1,944 yards and 22 touchdowns . . . holds degree in speech pathology.

PERSONAL: Attended New Smyrna Beach High School . . . spent offseason coaching at Bethune-Cookman College in Daytona Beach, Florida . . . enjoys cooking . . . full name is Wesley Sandy Chandler . . . nickname is Chant . . . single . . . resides in New Orleans.

RECEIVING					
Year	No.	Yds.	Avg.	Long	TD
1978	35	472	13.5	58	2
1979	65	1069	16.4	85	6
1980	65	975	15.0	50	6
Totals	165	2516	15.3	85	14

PUNT RETURNS					KICKOFF RETURNS				
Year	No.	Yds.	Avg.	TD	Year	No.	Yds.	Avg.	TD
1978	32	760	23.7	0	1978	34	197	6.8	0
1979	7	136	19.4	0	1979	3	13	4.3	0
1980			NONE		1980	8	36	4.5	0
Totals	39	896	23.0	0	Totals	45	246	5.5	0

WES CHANDLER—1980

Opponent	No	Yds.	Avg.	Long	TD
San Francisco	3	56	18.7	49	1
Chicago	4	34	8.5	18	0
Buffalo	4	41	10.3	18	0
Miami	4	26	6.5	10	0
St. Louis	0	0	0	0	0
Detroit	6	106	17.7	30	1
Atlanta	8	140	17.5	43	1
Washington	0	0	0	0	0
Los Angeles	5	48	9.6	18	0
Philadelphia	9	139	15.4	50	1
Atlanta	4	80	20.6	26	1
Los Angeles	1	11	11.0	11	0
Minnesota	5	75	15.0	33	0
San Francisco	3	57	19.0	29	0
N. Y. Jets	3	64	21.3	25	0
New England	6	98	16.3	23	1
Totals	65	975	15.0	50	6




43 LARRY COLLINS

Running Back 2nd Year with Saints, 3rd in NFL
Ht: 5-11 **Wt:** 189 **College:** Texas A&I
Born: August 8, 1955 at San Antonio, Texas
Joined Saints: Free Agent, 1980

PRO: Special teams player made 6 tackles, one assist in 1980 ... played in 8 games ... had bad luck with injuries after being drafted in the third round by Cleveland in 1978 ... was kickoff return man in 1978 for Browns, with 32 returns for 709 yards, a 22.2 average ... long return of 41 yards set up overtime win over Cincinnati ... rushed 22 times for 64 yards, scored only pro touchdown against Saints.

COLLEGE: One of only two players ever to gain 1,000 yards in each of his four college seasons ... Tony Dorsett of Pitt is the other ... career rushing yardage of 5,300 tops even Earl Campbell in becoming the state of Texas' all-time leading rusher ... led Texas A&I to three NAIA Division I national championships, and played in most of the Javelinas' NAIA record 42 straight victories ... all-Lone Star Conference three times and NAIA all-America twice ... career average per carry is phenomenal 7.4 yards.

PERSONAL: Attended Thomas Edison High School in San Antonio, Texas ... spent offseason working with the Houston Fire Department and running with track club in Houston area ... single ... resides in Houston.



14 RUSSELL ERXLEBEN

Punter-Kicker Third Year with Saints
Ht: 6-4 **Wt:** 219 **College:** Texas
Born: January 13, 1957 in Seguin, Texas
Joined Saints: Draft Choice No. 1, 1979

PRO: Played in all 16 games ... will again compete for both kicking and punting duties ... handled all punting in 1980, ended season with 39.3 average ... put 24 kicks inside the 20-yard line ... has been with Saints for three years, but was injured early in rookie season, and saw action in only one game ... placed on injured reserve in 1979 with

injured thigh muscle after second game ... later developed infection in leg ... one of only four kickers to be taken in the first round of the draft (Charlie Gogolak, Ray, Guy, Steve Little) ... conventional style kicker.

COLLEGE: All-American shares NCAA record for longest field goal with 67-yarder against Rice in 1977 ... kicked three field goals of more than 60 yards and 11 of more than 50 yards ... career punting average of 44.2 yards on 214 punts ... led nation in punting with 46.6 average in 1976 ... kicked record 52-yard field goal in Senior Bowl ... kicked three field goals in Hula Bowl ... holds degree in business with another degree in finance.

PERSONAL: Attended Seguin High School in Seguin, Texas ... scratch golfer ... last name is pronounced ERKS-lay-ben ... married (Kari) ... resides in Austin.

Year	No.	Punting			Blocked	Year	Placekicking		Pts
		Yds.	Avg.	Long			FG	PAT	
1979	4	148	37.0	40	0	1979	2-2	4-4	10
1980	89	3499	39.3	47	0	1980	2-5	2-3	8
Totals	93	3647	39.2	47	0	Totals	4-7	6-7	18



59 CHUCK EVANS


Linebacker Second Year with Saints
Ht: 6-3 **Wt:** 235 **College:** Stanford
Born: December 19, 1956 at West Covina, Calif.
Joined Saints: Draft Choice No. 8, 1980

PRO: Played 10 games, started two for Saints in 1980 ... had 17 tackles, 10 assists during season ... best game was 6 tackles, 5 assists vs. Jets, 12-14 ... candidate for inside linebacker in Saints new 3-4 alignment ... began 1980 season on injured reserve.

COLLEGE: Team captain and MVP on defense ... honorable mention all-America by AP ... led Stanford in tackles with 118, 83 unassisted ... three-year starter at defensive tackle and end ... president of

Delta Tau Delta fraternity . . . holds degree in economics.

PERSONAL: Attended West Covina High School in West Covina, Calif. . . high school all-America . . . brother Mike (6-11, 260) played center in basketball for Northern Arizona . . . full name is Charles Allen Evans . . . single . . . lives in San Bernadino, Calif.



58 JOE FEDERSPIEL

Linebacker 10th Year with Saints
Ht: 6-2 Wt: 230 College: Kentucky
Born: May 6, 1950 at Louisville, Kentucky
Joined Saints: Draft Choice No. 4a, 1972

PRO: Holds unofficial record for Saints tackles in one season with 157 in 1978 . . . three seasons with over 150 tackles . . . played 15 games, started 14 in 1980 . . . 77 tackles, 35 assists, 7 passes defended . . . iron man has missed only two games in nine years with Saints . . . best game of 1980 was 8 tackles, 4 assists, 1 pass defended vs. Atlanta 10-19 . . . solid candidate for inside linebacker in 3-4 defense.

COLLEGE: Selected all-Southeastern Conference in 1971 . . . named South's best player in North-South Shrine game . . . also played in All-American Bowl . . . holds degree in physical education.

PERSONAL: Attended DeSales High School in Louisville, Kentucky . . . spent offseason working toward his real estate license and in public relations for Stroh's Beer . . . plays golf, racquetball . . . married (Caroline) with two daughters (Le Anne 2/27/76 and Jamie 9/27/79) . . . resides in Lexington, Kentucky.



SAINTS COACHING STAFF EXPERIENCE

The 1981 Saints coaching staff has a grand total of 219 years of coaching and playing experience from college up. Head coach O. A. (Bum) Phillips heads the list with 33 years of football savvy. Others are: Willie Zapalac, 31; Joe Spencer, 28; King Hill, 25; John Paul Young, 23; Lamar McHan, 20; John Levra, 18; Harold Richardson and Lance Van Zandt, 14; and Wade Phillips, 13. Russell Paternostro is beginning his football career. The average experience is 19.9 years.



72 MIKE FULTZ

Defensive Tackle 5th Year with Saints
Ht: 6-5 Wt: 278 College: Nebraska
Born: January 28, 1954 at Lincoln, Nebraska
Joined Saints: Draft Choice No. 2, 1977

PRO: Played 12 games, started 8 for Saints in 1980 . . . 32 tackles, 13 assists, 4 passes defended . . . best game was 6 tackles, 3 assists vs. Cardinals 10-5 . . . slow start in 1979 after training camp injury . . . 5½ sacks in 1978 career high.

COLLEGE: Selected first team All-America by UPI, Sporting News and Football News . . . all-Big 8 in 1976 . . . played in Fiesta, Sugar and Bluebonnet Bowl games . . . holds degree in industrial arts.

PERSONAL: Attended Lincoln, Neb. High School . . . state champion shot putter . . . assists with Cornhusker football program in offseason . . . also teaches weightlifting classes . . . single . . . resides in Lincoln, Nebraska.



34 TONY GALBREATH

Running Back 6th Year with Saints
Ht: 6-0 Wt: 230 College: Missouri
Born: January 29, 1954 at Fulton, Missouri
Joined Saints: Draft Choice No. 2, 1976

PRO: Like having four players in one . . . runs with the ball, catches passes, blocks, and even kicked field goals against Green Bay hitting from 23 and 27 yards in 1979 . . . returns kickoffs . . . played 16 games in 1980, started 4 . . . 81 rushes for 308 yards, 3 TDs . . . second on team with 57 catches for 470 yards and 2 TDs . . . 6 kickoff returns for 86 yards . . . best game 10 rushes for 40 yards and 2 TD's, 5 catches for 38 yards in Saints win over Jets 12-14 . . . had slow start, but returned to top form in final games . . . holds Saints record for catches with 74 in 1978 . . . 74-yard run from scrimmage vs. Kansas City in 1976 is also

team record . . . team MVP on offense rookie year.

COLLEGE: Selected first-team all-Big 8 in 1975 . . . team captain and MVP as senior . . . played in East-West and Senior Bowl games . . . majored in recreation.

PERSONAL: Attended Fulton High School in Fulton, Missouri . . . also attended Centerville (Iowa) Community College . . . good basketball player . . . also enjoys tennis . . . plays bass guitar . . . single . . . lives in Fulton, Missouri during offseason.

RUSHING					
Year	Att.	Yds.	Avg.	Long	TD
1976	136	570	4.2	74	7
1977	168	644	3.8	26	3
1978	186	635	3.4	20	5
1979	189	708	3.7	27	9
1980	81	308	3.8	26	3
Totals	760	2865	3.8	74	27

RECEIVING					
Year	Rec.	Yds.	Avg.	Long	TD
1976	54	420	7.8	35	1
1977	41	265	6.5	30	0
1978	74	582	7.9	35	2
1979	58	484	8.3	38	1
1980	57	470	8.2	21	2
Totals	284	2221	7.8	38	6



53 SAMMY GREEN


Linebacker First Year with Saints, 6th in NFL
Ht: 6-2 Wt: 230 College: Florida
Born: October 21, 1954 at Bradenton, Florida
Joined Saints: Free Agent, 1981

PRO: Candidate for outside linebacker in 1981 . . . was released by Houston after 1980 season . . . didn't play in 1980 after playing in every game since 1976 . . . drafted by Seattle in the second round of the 1976 draft . . . 29th player selected that year . . . started every game for

Seahawks in 1977 and 1978 . . . interception against San Francisco in 1977 returned for club record 91 yards and a touchdown . . . had 115 tackles in 1978 . . . career high was 18 tackles against Minnesota.

COLLEGE: Played nose guard and middle linebacker at Florida . . . first-team all-America by AP, NEA and Football Writers Association as senior . . . first-team all-SEC by AP and UPI . . . led Florida in tackles with 202 . . . four-year letterman and three-year starter . . . majored in philosophy.

PERSONAL: Attended Ft. Meade High School in Ft. Meade, Florida . . . spent off-season working out at Saints practice facility . . . single . . . resides in Metairie.



78 ELOIS GROOMS

Defensive End 6th Year with Saints
Ht: 6-4 Wt: 250 College: Tennessee Tech
Born: May 20, 1953 at Tompkinsville, Kentucky
Joined Saints: Draft Choice No. 3a, 1975

PRO: Most durable of defensive linemen started every game in 1980 . . . has started every game for Saints for past three years, only defensive lineman to accomplish that feat . . . 63 tackles, 25 assists . . . 8 sacks for 77 yards in losses . . . recovered fumble vs. Detroit 10-12 . . . intercepted pass returned 37 yards vs. New England 12-21 . . . best games were 10 tackles vs. Cardinals, 10-5, and 4 tackles, 2 assists, 2 sacks vs. 49ers, 12-7 . . . led team in sacks 1977-78-79, and was 1/2 sack behind leader in 1980.

COLLEGE: Selected to all-Ohio Valley Conference first team in 1973-74 . . . named to Kodak and UPI small college all-America teams . . . team MVP and co-captain as a senior . . . holds degree in physical education.

PERSONAL: Attended Tompkinsville (Kentucky) High School . . . spent offseason working for Executive Office Supply as a sales representative . . . hobbies are hunting and fishing, trapshooting . . . body builder has complete weight room in his garage . . . active in Heart Fund and Special Olympics . . . married (Judy) with daughter (Alison, 3/19/81) born in offseason . . . resides in Kenner.




55 DON HARDEMAN

Linebacker First Year with Saints, 7th in NFL
Ht: 6-2 Wt: 235 College: Texas A&I
Born: August 13, 1953 at Killeen, Texas
Joined Saints: Free Agent, 1981

PRO: Will be tried at linebacker for Saints for first time since college ... drafted as fullback by Houston in first round in 1975 ... 15th player picked ... rushed for 648 yards on 166 carries, 3.9 average and 5 TDs ... was hampered by nagging injuries rookie year ... special teams player second year, led special teams in tackles ... returned 7 kickoffs for 24.4 average ... was traded to Tampa Bay in 1978, then traded to Baltimore just before start of 1978 regular season ... went to Denver in 1980 and was cut by the Broncos ... signed by Saints in preseason of 1981.

COLLEGE: Two-way all-America as linebacker and running back as senior ... all-America junior year as linebacker ... led Javelinas to NAIA Division I national championship senior year, and was MVP in championship game ... third highest scorer in nation in 1974 with 119 points ... averaged 113 yards a game ... played in Senior Bowl and College All-Star game ... holds degree in political science.

PERSONAL: Attended Killeen High School in Killeen, Texas ... four letters in football and four in track as a sprinter ... also earned two letters in basketball as a forward ... hobbies are pistol shooting and writing poetry ... married (June) with three sons (Don, Jr., 7/8/69; Eric, 6/5/70; and Cedric, 7/4/77) ... resides in Metairie.



87 LARRY HARDY

Tight End 4th Year with Saints
Ht: 6-3 Wt: 230 College: Jackson State
Born: July 9, 1956 at Mendenhall, Mississippi
Joined Saints: Draft Choice No. 12, 1978

PRO: Played in all 16 games with Saints, started 3 ... 13 receptions for 197 yards, long gain of 44 yards ... played last half of season with hand injury ... will be competing for starting tight end spot ...

spent 1979 as special teams player ... 71-yard touchdown catch at Atlanta was longest for Saints in 1978.

COLLEGE: Career total 60 catches for 966 yards and 10 touchdowns ... all-Southwest Athletic Conference as junior ... used mainly as blocker in wishbone attack senior year ... intramural one-on-one basketball champ ... majored in physical education.

PERSONAL: Attended Mendenhall (Mississippi) High School ... brother Edgar was guard with San Francisco ... sister Bertha basketball player with New Orleans Pride of the Womens' Basketball League ... single ... resides in Jackson, Mississippi.

RECEIVING					
Year	No.	Yds.	Avg.	Long	TD
1978	5	131	26.2	71	1
1979	1	3	3.0	3	1
1980	13	197	15.2	44	0
Totals	19	331	17.4	71	2



82 IKE HARRIS

Wide Receiver 4th Year with Saints, 7th in NFL
Ht: 6-3 Wt: 210 College: Iowa State
Born: Nov. 27, 1952 at West Memphis, Arkansas
Joined Saints: Trade with St. Louis, 1978


PRO: Started all 16 games for Saints in 1980 ... runs excellent routes, uses height advantage over defensive backs ... caught 37 passes for 692 yards and 6 TDs ... caught 4 passes for 119 yards vs. Philadelphia, 11-9; 2 catches for 74 yards and two TDs vs. San Francisco, 12-7 ... acquired by Saints along with Conrad Dobler for Terry Stieve and Bob Pollard prior to 1978 season ... drafted in fourth round by Cardinals in 1974, but played with Southern California Sun of the WFL in 1974.

COLLEGE: Had 76 career catches for 1,226 yards and 10 touchdowns ... set Liberty Bowl Record with two touchdown catches in 1972 ... holds degree in industrial administration.

PERSONAL: Attended West Memphis High School in West Memphis, Arkansas ... Certified Public Accountant works as auditor for CPA

firm ... married (Charlene) with son (Solomon, 12/16/73) and daughter (Sonya, 4/13/76) ... lives in Des Moines, Iowa.

Years	Team	RECEIVING		Avg.	Long	TD
		No.	Yds.			
1975	St. Louis	15	266	17.5	36	0
1976	St. Louis	52	782	15.0	40	1
1977	St. Louis	40	547	13.7	38	3
1978	New Orleans	40	590	14.7	45	4
1979	New Orleans	25	395	15.8	42	2
1980	New Orleans	37	692	18.7	46	6
Totals		209	3272	15.7	46	16



62 JOHN HILL

Center 7th Year with Saints, 10th in NFL
Ht: 6-2 Wt: 250 College: Lehigh
Born: April 16, 1950 at East Orange, New Jersey
Joined Saints: Waivers from New York Giants, 1975

PRO: Anchor of offensive line ... led attack in 1979 that allowed only 17 sacks, second lowest in NFL ... played in 15 games in 1980, started 14 ... started 85 games in a row for Saints since joining team in 1975, streak ended in 13th game of 1980 ... played five games in 1978 with fractured finger after helping design cast which made it possible to remain in lineup ... snaps on field goals and can handle punt snaps ... also played tackle with Giants ... drafted in sixth round by Giants in 1972.

COLLEGE: Selected to all-East and college division all-America teams ... team captain as a senior ... played in East-West Shrine game ... shot and discus man on track team ... holds degree in engineering.

PERSONAL: Attended Franklin High School in Somerset, New Jersey ... spent offseason fishing, golfing, and working out ... moved into new house ... married (Denise) with daughter (Lauren, 6/3/81) ... resides in Destrehan.




51 STAN HOLLOWAY

Linebacker 2nd Year with Saints
Ht: 6-2 Wt: 218 College: California
Born: September 28, 1957 in San Francisco, Calif.
Joined Saints: Free Agent, 1980

PRO: Saw limited action for Saints in 1980, spent five games on injured reserve list ... played 11 games, started two ... 6 tackles, 4 assists ... also saw special teams action.

COLLEGE: Starter at University of California ... three letters at linebacker ... 2nd team all-PAC-10 senior year ... also attended City College of San Francisco.

PERSONAL: Attended Lowell High School in San Francisco, Calif. ... spent off-season working toward degree in city and regional planning ... coached Little League ... single ... resides in Oakland, Calif.



45 JACK HOLMES

Running Back 4th Year with Saints
Ht: 6-0 Wt: 210 College: Texas Southern
Born: June 20, 1953 at Rolling Fork, Mississippi
Joined Saints: Free Agent, 1978

PRO: Special teams headhunter had best offensive year in 1980 ... played in all 16 games, started 7 at fullback ... 6 tackles, 1 assist on special teams ... 38 rushes for 119 yards, 2 TDs ... caught 29 passes for 226 yards, 1 TD ... best game was 11 rushes for 40 yards, 5 catches for 48 yards vs. San Francisco, 12-7 ... had previous experience with Houston Oilers, British Columbia Lions (CFL) and Houston Titans.

COLLEGE: All-Southwest Athletic Conference for two years ... won team blocking award ... majored in health and physical education.

PERSONAL: Attended Rolling Fork (Miss.) High School ... played basketball, tennis, fished during offseason ... made personal appearances ... single ... resides in Metairie.

Year	RUSHING					TD	RECEIVING					TD
	Att.	Yds.	Avg.	Long			No.	Yds.	Avg.	Long		
1978	2	4	2.0	4		0		None				
1979	17	68	4.0	14		0	3	19	6.3	13		0
1980	38	119	3.1	20		2	29	226	7.8	16		1
Totals	57	191	3.4	20		2	33	245	7.7	16		1




52 JIM KOVACH

Linebacker 3rd Year with Saints
Ht: 6-2 Wt: 230 College: Kentucky
Born: May 1, 1956 at Parma Heights, Ohio
Joined Saints: Draft Choice No. 4, 1979

PRO: Played 11 games, started 2 at middle linebacker ... candidate for inside linebacker in new 3-4 alignment ... 30 tackles, 17 assists ... one interception vs. Buffalo, 9-21 ... 1 sack for 4-yard loss vs. Rams, 11-24 ... spent 5 games on injured reserve list (shoulder) ... best game 7 tackles vs. Lions, 10-12.

COLLEGE: Team captain and all-Southeastern Conference selection at linebacker ... Phi Beta Kappa scholar began medical school in 1978 ... leading tackler 1976-77-78 ... redshirted 1977 with shoulder injury ... played in Senior and Hula bowls ... made 16 tackles in 1976 Peach Bowl.

PERSONAL: Attended Valley Forge High School in Parma Heights, Ohio ... attends University of Kentucky medical school in offseason ... plays golf as hobby ... name is pronounced KOE-vawch ... married (Deborah) with two sons (Jimmy 10/23/75 and Ross 5/19/79).



64 DAVE LAFARY

Tackle 5th Year with Saints
Ht: 6-7 Wt: 275 College: Purdue
Born: January 13, 1955 at Cincinnati, Ohio
Joined Saints: Draft Choice No. 5a, 1977

PRO: Played 15 games, started 4 in 1980 ... versatile player has played both tackle and guard ... started 13 games at right guard in

place of injured Conrad Dobler in 1978 ... was reserve tackle and guard in rookie year.

COLLEGE: Changed from defensive tackle to offensive line after sophomore year ... developed into first-class tackle as senior ... received game ball in Purdue's win over Miami of Ohio ... holds degree in health and physical education.

PERSONAL: Attended LaSalle High School in Cincinnati, Ohio ... last name is pronounced la-FARR-ee ... spent offseason working out, skiing, golfing ... hunter, fisherman, trapshooter ... single ... resides in Cincinnati, Ohio.



8 ARCHIE MANNING

Quarterback 11th Year with Saints
Ht: 6-3 Wt: 200 College: Mississippi
Born: May 19, 1949 at Drew, Mississippi
Joined Saints: Draft Choice No. 1, 1971

PRO: Had best passing year as pro in 1980 ... led NFC in completions (309), and yards (3,716) ... second in completion percentage (60.7), 5th in NFL ... sixth in NFC in rating (81.8) ... started all 16 games ... passed for over 300 yards six times in 1980 ... 377 yards (24-38-3) vs. San Francisco, 12-7, career high and Saints all-time record ... Pro Bowl quarterback in 1978 and 1979 led NFC to victory in 1979, completing 9 of 10 passes for 112 yards and one touchdown in 37-27 conquest ... led NFC to 13-7 win in 1978 Pro Bowl ... made pro debut with 24-20 win over Rams in 1971 ... led NFL passers with 230 completions for 2,781 yards and 18 touchdowns in 1972 ... career passing yardage now 20,284 yards ... also third leading rusher in Saints history ... played with knee and arm ailments in 1974 and 1975 ... missed entire 1976 season with tendonitis in passing shoulder which required two operations ... NFC "Player of the Year" in 1978 by UPI and Sporting News ... calls own plays.

COLLEGE: Named quarterback of the quarter-century (1950-75) in the Southeastern Conference ... selected first team all-America in 1969 ... all-SEC in 1969-70 ... set SEC record for total offense in one game with 540 yards vs. Alabama in 1969 ... had three-year

career statistics of 412 completions for 4,753 yards with .541 percentage and 31 touchdowns . . . MVP in both Sugar and Gator bowl games . . . holds degree in business.

PERSONAL: Attended Drew (Mississippi) High School . . . works in dealer development program at Royal Oldsmobile . . . 1978 winner of Justice Byron "Whizzer" White humanitarian award for service to team, community, and country . . . 1979 recipient of VFW national "Hall of Fame" service award . . . 1979 Bart Starr Meritorious Service award by Milwaukee Press Club . . . active in Big Brothers, Special Olympics, Muscular Dystrophy Association, Fellowship of Christian Athletes, and other charity and service groups . . . named "Mississippian of the Year" in 1980 by Miss. Broadcasters Assn. . . full name is Elisha Archie Manning III . . . married (Olivia) with three sons (Cooper 3/6/74, Peyton 3/24/76, and Elisha 1/3/81) . . . resides in picturesque Garden District of New Orleans.

Year	PASSING						RUSHING			
	Att.	Comp.	Yds.	Pct.	Int.	TD	No.	Yds.	Avg.	TD
1971	177	86	1,164	48.6	9	6	33	172	5.2	4
1972	448	230	2,781	51.3	21	18	63	351	5.6	2
1973	267	140	1,642	52.4	12	10	63	293	4.7	2
1974	261	134	1,429	51.3	16	6	28	204	7.3	1
1975	338	159	1,683	47.0	20	7	33	186	5.6	1
1976	Injured									
1977	205	113	1,284	55.1	9	8	39	270	6.9	5
1978	471	291	3,416	61.8	16	17	38	202	5.3	1
1979	420	252	3,169	60.0	20	15	35	186	5.3	2
1980	509	309	3,716	60.7	20	23	23	166	7.2	0
Total	3,096	1,714	20,284	55.0	143	110	355	2,030	5.7	18

ARCHIE MANNING'S 3,716 PASSING YARDS							TD
Opponent	Att.	Comp.	Yds.	Pct.	Int.		
San Francisco	40	25	314	63.0	0		1
Chicago	27	15	168	56.0	2		0
Buffalo	34	24	285	71.0	0		2
Miami	35	20	201	57.0	2		1
St. Louis	9	5	16	55.6	1		0
Detroit	36	25	314	69.0	0		1
Atlanta	32	23	323	72.0	3		2
Washington	24	12	124	50.0	3		1
Los Angeles	40	25	306	63.0	1		3
Atlanta	20	12	153	60.0	2		1
Los Angeles	26	12	92	46.0	2		0
Minnesota	31	19	248	61.0	2		3
San Francisco	38	24	377	63.0	1		3
New York Jets	30	20	198	66.7	0		1
New England	39	24	301	62.0	0		1
Totals	509	309	3,716	60.7	20		23



23 JAMES MARSHALL

Cornerback Second Year with Saints

Ht: 6-0 Wt: 187 College: Jackson State

Born: September 9, 1953 at Magnolia, Mississippi

Joined Saints: Free Agent, 1980

PRO: Played 16 games, started 3 . . . 2 interceptions returned 17 yards . . . 8 passes defended . . . 24 tackles, 6 assists . . . 6 tackles, 3 assists, 1 pass defended vs. Cardinals, 10-5 . . . played with Saskatchewan and Toronto of the Canadian Football League before joining the Saints last year.

COLLEGE: Injured in senior year, was redshirted . . . four letters in defensive backfield for Jackson State. Holds degree in accounting.

PERSONAL: Attended Eva Gordon High School in Jackson, Mississippi . . . spent offseason working at tax assessor's office in Jackson as an appraiser, plays basketball, softball, and golf . . . married (Gwendolyn) with one daughter (Kimberly, 8/29/80) . . . resides in Jackson, Miss.



56 REGGIE MATHIS

Linebacker 3rd Year with Saints

Ht: 6-2 Wt: 220 College: Oklahoma

Born: March 18, 1956 at Chattanooga, Tennessee

Joined Saints: Draft Choice No. 2, 1979

PRO: Started all 16 games in 1980 . . . 54 tackles, 33 assists . . . forced 3 fumbles . . . one interception returned 15 yards vs. Miami, 9-28 . . . blocked field goal vs. Rams, 11-2 . . . 7 passes defended . . . 6 tackles vs. 49ers, 12-7 . . . excellent candidate for outside linebacker in 3-4 defense . . . outside man on kickoff and punt coverage units because of exceptional speed.

COLLEGE: Standup defensive end in Oklahoma's vaunted defense . . . first team all-Big 8 . . . Big 8 player of the week with 15 tackles vs. Texas senior year . . . 80 tackles, 10 for losses as senior . . . also

played tight end in 1976 . . . played in Orange and Japan Bowl games . . . majored in recreation.

PERSONAL: Attended Notre Dame High School in Chattanooga, Tennessee . . . also attended Navarro (Texas) Junior College . . . single . . . resides in Kenner.



84 RICH MAUTI

Wide Receiver 5th Year with Saints
Ht: 6-0 Wt: 190 College: Penn State
Born: May 25, 1954 at East Meadow, New York
Joined Saints: Free Agent, 1977

PRO: Led NFC in kickoff returns with 25.7-yard average, 2nd in NFL (31 returns for 798 yards) . . . also returned 11 punts for 111 yards, 10.1 avg . . . 1 pass reception for 10 yards, rushed once for 2 yards . . . played 9 games in 1980 . . . suffered broken arm vs. Rams, 11-2 . . . excels at special teams play . . . plays both split end and flanker.


COLLEGE: Wide receiver and tailback at Penn State . . . used mainly as a blocker . . . caught only 11 passes during college career . . . majored in physical education.

PERSONAL: Attended East Meadow (New York) High School and Nassau Community College . . . originated "Mauti Challenge" in which he pledged \$1 per return yard and \$10 per tackle to American Cancer Society and challenged businesses and individuals to match his contribution . . . helped organize "Scramble Against Cancer" golf tourney in offseason . . . name is pronounced MAW-tee . . . married in 1980 offseason (Nancy) . . . resides in Mandeville.

Year	No.	RECEIVING				TD
		Yds.	Avg.	Long		
1977	4	71	17.7	23		0
1978	8	69	8.6	16		2
1979	2	64	32.0	61		0
1980	1	10	10.0	10		0
Total	15	214	14.3	61		2

Year	PUNT RETURNS				TD
	No.	Yds.	Avg.		
1977	37	281	7.6		0
1978	None				
1979	27	218	8.1		0
1980	11	111	10.1		0
Totals	75	610	8.1		0

Year	KICKOFF RETURNS				TD
	No.	Yds.	Avg.		
1977	27	609	22.6		0
1978	17	388	22.8		0
1979	36	801	22.2		0
1980	31	798	25.7		0
Totals	111	2,596	23.4		0



19 GUIDO MERKENS

Quarterback-Defensive Back
Second Year with Saints, 4th in NFL
Ht: 6-1 Wt: 200 College: Sam Houston State
Born: August 8, 1955 at San Antonio, Texas
Joined Saints: Free Agent, 1980

PRO: Joined Saints for final game of 1980, started as defensive back . . . 7 tackles, 3 assists vs. New England . . . came from Houston organization that utilized him as quarterback, defensive back, and wide receiver . . . good player at all positions.

COLLEGE: Played quarterback and defensive back at Sam Houston State . . . holds degree in physical education.

PERSONAL: Got pro tryout when Oiler scout and former NFL kicker Jerrel Wilson saw him play softball . . . attended Edison High School in San Antonio, Texas . . . hobbies include basketball and softball, where he participates in many tournaments . . . made personal appearances for the Fellowship of Christian Athletes in offseason . . . works for oilfield supply business . . . married (Vicki) with two sons (Guido III 9/20/78 and Jeremiah Christian 3/15/80) . . . resides in Dstrehan.



74 DERLAND MOORE

Defensive Tackle 9th Year with Saints
Ht: 6-4 Wt: 253 College: Oklahoma
Born: October 7, 1951 at Malden, Missouri
Joined Saints: Draft Choice No. 2, 1973

PRO: Top candidate for nose guard in Saints' new 3-4 defense . . . has quickness and intelligence . . . played 16 games, started 15

at defensive tackle in 1980 ... led team in quarterback sacks with 8½ ... fumble recovery vs. 49ers, 9-7 ... 1 pass defended ... season total 48 tackles, 20 assists ... best game 7 tackles, 2 assists, one sack vs. Eagles, 11-9 ... best year was 1976 with 94 tackles and 8 sacks ... had 52 starts in a row before knee injury in 1977.

COLLEGE: Selected first team all-America and all-Big Eight in 1971 and 1972 ... played in Sugar Bowl games in 1971 and 1972 ... named lineman of the Week by Associated Press after 1972 game vs. Texas ... received Gomer Jones award as outstanding lineman ... was a walk-on as freshman ... shot and discus man on track team ... majored in finance.

PERSONAL; Attended Poplar Bluff (Missouri) High School ... works for Superior Casing Crews (oilfield) during offseason ... married (Frannie) with daughter (Michelle 10/17/79) and son (Derland, Jr. 6/24/81) ... resides in Covington.



37 TOMMY MYERS

Safety 9th Year with Saints
Ht: 5-11 Wt: 180 College: Syracuse
Born: October 24, 1950 at Cohoes, New York
Joined Saints: Draft Choice No. 3a, 1972

PRO: Saints career interception leader ... played 16 games in 1980, started 15 ... led Saints in interceptions with 5 returned 96 yards ... also led team in tackles with 86 and 48 assists ... recovered fumble and returned it 7 yards vs. Detroit, 10-12 ... 11 passes defended ... 10 tackles, 3 assists, 1 fumble recovery vs. Lions, 10-12 ... 2 interceptions returned 48 yards vs. Dolphins, 9-28 ... fair caught one punt ... has 34 career interceptions to rank among top 10 in NFC career stats ... all-NFC selection in 1979 by UPI and Pro Football Weekly ... started in 1979 Pro Bowl, had interception ... 97-yard interception return vs. Vikings in 1978 was best in NFL and longest in Saints history ... had three interceptions in that game, earning NFL player of the week for his performance ... 151 yards interception returns in that game is 3rd best mark in NFL history ... calls defensive signals.

COLLEGE: Selected all-America in 1971 ... team captain as senior ... returned punts for 436 yards in 1970 to set school record previ-

ously held by Floyd Little ... played in East-West and Hula Bowl games ... also played lacrosse ... holds degree in physical education.

PERSONAL: Attended Pulaski High School in New Britain, Connecticut ... manages rental property in offseason ... farms Filbert nuts ... married (Vicki) with daughter (Whitney 6/15/79) ... resides in Eugene, Oregon.

Year	No.	INTERCEPTIONS		TD
		Yds.	Avg.	
1972	3	0	0.0	0
1973	3	33	11.0	0
1974	3	43	14.3	0
1975	5	83	16.6	0
1976	1	0	0.0	0
1977	1	2	2.0	0
1978	6	167	27.8	1
1979	7	127	18.1	1
1980	5	96	19.2	0
Totals	34	551	16.2	2



49 ARTIE OWENS

Wide Receiver 2nd Year with Saints, 6th in NFL
Ht: 5-11 Wt: 182 College: West Virginia
Joined Saints: Free Agent, 1980

PRO: Joined Saints after 13th game, saw action in remaining three ... made two tackles on special teams ... drafted by San Diego in fourth round in 1976 ... career stats 27 catches for 418 yards, 15.5 average, 2 TDs ... also good kickoff returner ... career 88 returns for 1,998 yards, 22.7 average, long 77 yards.

COLLEGE: Lettered four years at running back for West Virginia and was all-East in 1975 ... holds degree in Physical Education.

PERSONAL: Attended Stroudsburg (Pennsylvania) High School ... fund-raiser for Heart Association during offseason ... played racquetball and basketball ... married (Cissy) with one son (Arthur 11/9/74) ... resides in East Stroudsburg, Pennsylvania.



83 TINKER OWENS

Wide Receiver 5th Year with Saints
Ht: 5-11 Wt: 170 College: Oklahoma
Born: October 3, 1954 at Miami, Oklahoma
Joined Saints: Draft Choice No. 4, 1976

PRO: Played 7 games for Saints in 1980 . . . had one catch for 26 yards . . . spent 6 games on injured reserve, one more hurt and another ill . . . can play either wide receiver spot . . . also a standout on special teams . . . has outstanding concentration and good hands . . . can catch anything he can touch . . . best season was 1978, when he caught 40 passes for 446 yards and 3 TDs.


COLLEGE: Selected first-team NEA all-America when he caught 18 passes for 413 yards in 1974 with a wishbone team . . . named to all-Big 8 second team in 1975 . . . was MVP in 1973 Sugar Bowl . . . also played in Orange Bowl and Japan Bowl . . . majored in public relations.

PERSONAL: Attended Miami (Oklahoma) High School . . . brother Steve was 1969 Heisman trophy winner at Oklahoma . . . first name is Charles . . . works for Superior Casing Crews (oilfield) in offseason . . . married (Terri) with two daughters (Brandi 5/2/73 and Lindsi Dawn 2/10/77) . . . resides in Kenner.

RECEIVING					
Year	No.	Yds.	Avg.	Long	TD
1976	12	241	20.1	74	1
1977		Injured			
1978	40	446	11.2	47	2
1979	7	72	10.3	21	1
1980	1	26	26.0	26	0
Totals	60	785	13.1	74	4

SAINTS IN PRO BOWL

1967 — Dave Whitsell, safety; **1968** — Dave Rowe, defensive tackle; **1969** — Tom Dempsey, kicker; Jake Kupp, guard; Tony Baker and Andy Livingston, running backs; Tom Fears, coach; **1978** — Archie Manning, quarterback; **1979** — Wes Chandler, wide receiver; Henry Childs, tight end; Archie Manning, quarterback; Chuck Muncie, half-back; Tommy Myers, safety.



96 STEVE PARKER

Defensive End Second Year with Saints
Ht: 6-6 Wt: 265 College: Idaho
Born: December 8, 1956 at Spokane, Washington
Joined Saints: Free Agent, 1980

PRO: On injured reserve at start of season, Parker came back to play in the last 4 games of 1980, starting one . . . saw some special teams play . . . had one sack for three-yard loss vs. 49ers, 12-7 . . . had 6 tackles, 4 assists in 1980 . . . good size, speed to play end in 3-4 defense.

COLLEGE: Three-year letterman at defensive tackle . . . 1st team all-Big Sky Conference senior year . . . played first two years at University of Washington.

PERSONAL: Attended Courd' Alene (Idaho) High School . . . played basketball and racquetball during offseason . . . married (Judi) . . . resides in Courd' Alene, Idaho.



76 JIM PIETRZAK

Center 2nd Year with Saints, 6th in NFL
Ht: 6-5 Wt: 260 College: Eastern Michigan
Born: February 21, 1953 at Hamtramck, Michigan
Joined Saints: Free Agent, 1979

PRO: Played 15 games, started 2 in 1980 . . . long snapper on punts . . . joined Saints after game number 5 in 1979 . . . has played center, offensive and defensive tackle . . . drafted in sixth round by New York Giants in 1974 and played two seasons before missing 1976 on injured reserve (back) . . . with New England, Denver and back to Giants in 1977 . . . received game ball as defensive tackle in 1975 vs. 49ers when he had two quarterback sacks and blocked a PAT.

COLLEGE: Played center-guard-tackle for three seasons . . . all-America honors by Associated Press, Kodak and Football News . . . played in 1971 Pioneer Bowl . . . lettered in track and wrestling . . . vice-president of Alpha Phi Omega National service fraternity . . . holds degree in marketing research.

PERSONAL: Attended University of Detroit High School ... established own insurance company in New Baltimore, Michigan ... is a fundraiser for community charities ... track coach at local high school ... pronounced PETER-zak ... married (Catherine) with son (Jim, Jr. 3/31/78) daughter (Erin Marie 4/29/81) ... resides in New Baltimore Michigan.



22 RICKY RAY

Cornerback 3rd Year with Saints
Ht: 5-11 Wt: 185 College: Norfolk State
Born: May 30, 1957 at Waynesboro, Virginia
Joined Saints: Draft Choice No. 6, 1979

PRO: Played 13 games, started 9 at cornerback ... had 28 tackles, 8 assists ... blocked PAT vs. 49ers 9-7 ... 4 passes defended ... 6 tackles, 1 assist, blocked field goal vs. Bills 9-21 ... former trackman has 4.5 speed.

COLLEGE: Lettered four years as cornerback and sprinter ... had track times of 10.3 for 100 meters and 21.2 for 200 meters ... majored in social work.

PERSONAL: Attended Waynesboro (Virginia) High School ... was all-state in football and track ... worked as clerk in Library of Congress during offseason ... also counselor at camp for inner city youth in Washington, D.C. ... rides bicycle 20-25 miles a day ... single ... resides in Washington, D.C.



1 BENNY RICARDO

Kicker 2nd Year with Saints, 5th in NFL
Ht: 5-10 Wt: 170 College: San Diego State
Born: January 4, 1954 at Asuncion, Paraguay
Joined Saints: Free Agent, 1980

PRO: Saints leading scorer in 1980 with 61 points ... joined team after second game ... hit 10 of 17 field goals ... NFL record 29 consecutive field goals inside of 40 yards ended against Minnesota

... streak started in September of 1978 when Ricardo was with Detroit ... has hit 31 of 32 field goals inside of 40 yards in his career ... 66 percent lifetime field goal success ... best year was 1978 with Lions, when he finished with 92 points, 3rd in the NFC ... career longest field goal 48 yards vs. Tampa Bay in 1978.

COLLEGE: Established school records for most field goals in a game, season, and career at San Diego State ... also set record with 51-yarder senior year ... helped win conference title senior year with last-second 45-yarder ... all-conference two years ... also played soccer ... majored in accounting and journalism.

PERSONAL: Attended Costa Mesa (Calif.) High School ... appeared in the film "North Dallas Forty" in 1978 ... an accomplished racquetball player ... married (Karen) ... lives in Dearborn Heights, Michigan.

Year	Team	SCORING		PAT	PTS.
		FG-FGA	FG PCT.		
1976	Lions	10-14	71.0	19-21	49
1977	Lions	0-0	0-0	0	0
1978	Lions	20-28	71.0	32-33	92
1979	Lions	10-18	56.0	25-26	55
1980	Saints	10-17	59.0	31-34	61
Totals		50-77	65.0	107-114	267



41 JIMMY ROGERS

Running Back 2nd Year with Saints
Ht: 5-10 Wt: 190 College: Oklahoma
Born: June 29, 1955 in Earle, Arkansas
Joined Saints: Free Agent, 1980

PRO: Led Saints in rushing in 1980 ... played 16 games, started 9 ... 80 carries for 366 yards, 4.6 average, 1 TD ... long gain 24 yards vs. Jets, 12-14 ... only Saint to rush for over 100 yards in 1980 when he ran for 114 yards and one touchdown vs. Washington, 10-26 ... also returned 41 kickoffs 940 yards to lead Saints in that category ... 22.9-yard return average ... includes 88-yard return against Rams 11-24, longest of year for Saints ... lass free agent signed prior to 1980 preseason training camp.

COLLEGE: Four-year letterman at Oklahoma ... played with Elvis Peacock, Kenny King, David Overstreet, Billy Sims, and others ...

once scored three touchdowns in four carries ... majored in journalism/public relations.

PERSONAL: Attended Forrest City (Arkansas) High School ... had tryouts in Chicago and Edmonton (CFL) in 1979 ... spent 1979 on Edmonton's taxi squad ... married (Rhonda) ... lives in Norman, Oklahoma.

Year	No.	RUSHING			Long	TD
		Yds.	Avg.			
1980	80	366	4.6		24	1



48 DON SCHWARTZ

Strong Safety 4th Year with Saints

Ht: 6-1 Wt: 191 College: Washington State

Born: February 24, 1956 at Billings, Montana

Joined Saints: Draft Choice No. 4, 1978

PRO: Played in 16 games, started 7 at strong safety ... made 84 tackles, 60 unassisted ... 4 passes defended ... best game was 13 tackles, 3 assists vs. Cardinals, 10-5 ... also special teams standout.

COLLEGE: Played "monster" back ... returned punts and kicks junior year ... 74 tackles in 1976 was team high ... holds degree in economics.

PERSONAL: Attended Archbishop Mitty High School in Santa Clara, California ... plays racquetball, golf ... studied for commercial real estate license in offseason ... climbed Mount Rainer in May ... single ... resides in Seattle, Washington.



12 BOBBY SCOTT

Quarterback 10th Year with Saints

Ht: 6-1 Wt: 197 College: Tennessee

Born: April 2, 1949 at Chattanooga, Tennessee

Joined Saints: Draft Choice No. 14, 1971

PRO: Played 5 games in 1980 ... hit 16 of 33 passes for 200 yards in spot appearances ... averted a shutout by passing 15 yards for touch-

down in final quarter vs. Rams, 11-24 ... best game 10-16 for 103 yards vs. Atlanta, 11-16 ... passed for career high 285 yards vs. Cardinals in 1977 ... started 8 games in 1976 and ranked sixth among NFL passers.

COLLEGE: Passed for 32 touchdowns and school record 3,461 yards in three years ... set single-game passing record with 385 yards vs. Florida in 1970 ... named MVP in 1971 Sugar Bowl game ... holds degree in business.

PERSONAL: Attended Rossville (Georgia) High School ... studied toward real estate license in offseason ... golfer ... married (Patricia) with son (Bence 6/11/77) ... resides in Concord, Tennessee.

Year	PASSING						No.	RUSHING			TD
	Att.	Comp.	Yds.	Pct.	Int.	TD		Yds.	Avg.		
1971 and 1972 on Saints Taxi Squad											
1973	54	18	245	33.3	3	1	9	18	2.0		0
1974	71	31	366	43.7	4	4	1	1	1.0		0
1975	17	8	96	47.1	1	0	0	0	0.0		0
1976	190	103	1,065	54.2	6	4	12	48	4.0		1
1977	82	36	516	43.9	8	3	4	11	2.7		0
1978	5	3	36	60.0	0	0	1	0	0.0		0
1979	2	2	12	100.0	0	0	0	0	0.0		0
1980	33	16	200	48.0	2	2	0	0	0.0		0
Totals	454	217	2,536	48.0	24	14	27	78	2.9		1



47 MIKE SPIVEY

Cornerback 2nd Year with Saints, 5th in NFL

Ht: 6-0 Wt: 198 College: Colorado

Born: March 10, 1954 at Houston, Texas

Joined Saints: Free Agent, 1980

PRO: Joined Saints for final two games of the season, saw only special teams action ... was drafted by Bears in second round in 1977, did not miss a game until he was waived before start of 1980 season ... bench presses 350 ... scored with blocked field goal 71 yards vs. Oakland in 1978 for only pro touchdown ... started for Bears three games in 1978.

COLLEGE: Three-year letterman at corner and rover back ... AP honorable mention all-America and all-Big 8 ... 5 career interceptions, returned one for a touchdown ... holds degree in community recreation.

PERSONAL: Attended Aldine Carver High School in Houston, Texas ... was team captain ... plays basketball ... married (Jackie) ... lives in Denver, Colorado.



68 FRED STURT

Guard 4th Year with Saints, 7th in NFL
Ht: 6-4 Wt: 255 College: Bowling Green
Born: January 6, 1951 at Toledo, Ohio
Joined Saints: Free Agent, 1978

PRO: Played 15 games and started 13, his most action since joining the Saints ... good pass protector ... No. 3 draft choice of St. Louis in 1973 ... also played with Washington and New England.

COLLEGE: All-Mid American Conference and honorable mention all-America as a senior ... played defensive line as a sophomore ... holds degree in education.

PERSONAL: Attended Swanton (Ohio) High School ... active in church work ... married (Melisssa) ... resides in Waterville, Ohio.




71 JAMES TAYLOR

Tackle 4th Year with Saints
Ht: 6-4 Wt: 270 College: Missouri
Born: August 12, 1956 at Peoria, Illinois
Joined Saints: Draft Choice No. 2, 1978

PRO: Started 13 games in 1980 ... three games he missed were the only ones that he has not started since joining team ... quick feet, large frame makes him good pass blocker ... dominant figure on line that allowed only 17 sacks in 1979, second-best mark in NFL ... 1978 performance earned him UPI all-rookie honors and spot on Pro Football Weekly all-Rookie team.

COLLEGE: Team co-captain for two years ... all-Big 8 in 1977 ... three-year starter ... played in Blue-Gray and Senior Bowl games ... majored in food service.

PERSONAL: Attended Woodruff High School in Peoria, Illinois ... worked as bartender in Columbia, Missouri during offseason ... single ... resides in Columbia.



44 DAVE WAYMER

Cornerback 2nd Year with Saints
Ht: 6-1 Wt: 195 College: Notre Dame
Born: July 1, 1958 at Brooklyn, New York
Joined Saints: Draft Choice No. 2, 1980

PRO: Played 16 games, started 10 in rookie year ... had 34 tackles, 18 assists ... led team in passes defended with 18 ... recovered two fumbles ... best game 3 tackles, 1 assist, 5 passes defended vs. Rams, 11-24 ... good prospect for the future with good instincts, good speed.

COLLEGE: Three-year letterman at Notre Dame ... played flanker as sophomore, cornerback as junior and senior ... also returned punts ... set school record with two interception returns for touchdowns vs. Miami in 1979 ... led 1979 team with 4 interceptions ... played in Gator Bowl, two Cotton Bowls, and Hula Bowl ... majored in economics.

PERSONAL: Attended West Charlotte (North Carolina) High School ... enjoys water skiing and reading ... single ... resides in Charlotte, North Carolina.



88 BROOKS WILLIAMS

Tight End 4th Year with Saints
Ht: 6-4 Wt: 225 College: North Carolina
Born: December 7, 1954 at Virginia Beach, Virginia
Joined Saints: Draft Choice No. 8, 1978

PRO: Will be counted on this year as vital cog in both running and passing games ... played 12 games, started 7 in 1980 ... spent final

four games on injured reserve ... had 26 catches for 351 yards and 2 TDs ... best game 6 catches for 89 yards vs. Bills, 9-21 ... 3 catches for 47 yards and 2 TDs vs. Eagles, 11-9 ... speed to play on punt and kick coverage teams, where he had two tackles.

COLLEGE: Leading receiver in 1977 with 19 catches for 218 yards and two touchdowns ... three years all-ACC academic team ... played in Liberty and Can-Am Bowls ... holds degree in business administration.

PERSONAL: Attended Cox High School in Virginia Beach, Virginia ... body builder ... worked at health club during offseason ... single ... lives in Pensacola, Florida.

Year	No.	RECEIVING				TD
		Yds.	Avg.	Long		
1978	0	0	0.0	0		0
1979	2	22	11.0	14		0
1980	26	351	13.5	56		2
Totals	28	372	13.3	56		2



30 WAYNE WILSON

Fullback 3rd Year with Saints

Ht: 6-3 Wt: 208 College: Shepherd

Born: Sept. 4, 1957 at Montgomery, Maryland

Joined Saints: Free Agent, 1979

PRO: Played 15 games, started 7 for Saints in 1980 ... played both running back positions ... 63 carries for 188 yards, 3.0 average, 1 touchdown ... 31 pass catches for 241 yards, 7.8 average, 1 touchdown ... also returned 9 kickoffs 159 yards, 17.7 average ... best game 21 rushes for 57 yards, 3 catches for 47 yards vs. Miami, 9-28 ... 9 catches for 45 yards vs. Eagles, 11-9 ... versatility makes him valuable man ... made squad in 1979 primarily as special teamer ... drafted in 12th round by Oilers in 1979.

COLLEGE: All-America honorable mention in 1978 ... jack-of-all-trades on field led Shepherd to two divisional championships in West Virginia Conference ... four-year starter ... holds degree in recreation.

PERSONAL: Attended Howard High School in Elliott City, Maryland ... spent offseason substitute teaching in high school ... plays basketball ... single ... lives in Columbia, Maryland.

Year	No.	RUSHING				No.	Yds.	RECEIVING				TD
		Yds.	Avg.	Long	TD			Avg.	Long			
1979	5	26	5.2	16	0	0	0	0.0	0			0
1980	63	188	3.0	15	1	31	241	7.8	42			1
Totals	68	214	3.2	16	1	31	241	7.8	42			1



79 EMANUEL ZANDERS

Guard 8th Year with Saints

Ht: 6-1 Wt: 248 College: Jackson State

Born: July 31, 1951 at Demopolis, Alabama

Joined Saints: Free Agent, 1974

PRO: Started all 16 games in 1980 ... tenacious pass blocker has been regular at guard since 1975 ... made comeback in 1979 after undergoing knee surgery in 1978 regular season ... good blocker ... quiet leader on the field ... signed by Dolphins as free agent in 1974, joined Saints later that same year.

COLLEGE: Earned all-conference and all-NAIA honors ... team captain as senior ... holds degree in health and physical education.

PERSONAL: Attended U.S. Jones High School in Demopolis, Alabama ... spent offseason fishing, hunting, working out ... married (Yvonne) with daughter (Kimberly 10/23/66) and son (Emanuel, Jr. 1/16/80) ... lives in Kenner.



SUPERDOME FACTS

Total Land Area	52 acres	Parking Garages	5,000 cars, 250 buses
Height	273 feet	Superscreen TV	6 sides, each 26' x 22'
Diameter Dome	680 feet clear span	Lighting	15,200 fixtures
Concrete	169,000 cubic yards	Scoreboards	4, each 8' x 88'
Structural Steel	20,000 tons	Electric Wiring	400 miles
Air Conditioning	9,600 tons	Aluminum Siding	more than 500,000 sq.ft.
Convention Rooms	40	Area of Roof	9.7 acres
Restrooms	88	Escalators	32
Private Box Suites	64	Elevators	9 passenger, 1 freight



ROGERS

1981 Saints Rookies

(Draft Choices)



GARY

1 — GEORGE ROGERS, Running Back 6-2 220 South Carolina

Combines punishing power and elusive speed . . . 1980 Heisman trophy winner demonstrated durability during career at South Carolina where he missed only one of 47 games . . . 4.6 speed in 40 . . . NCAA 1980 rushing leader with 1,781 yards (297 carries; 6.0 average . . . 161.9 yards/game was 1980 NCAA best . . . NCAA's fourth all-time ball carrier with 4,958 yards . . . rushed for 100 yards or more in 22 successive games, including 133 yards in 1981 Gator Bowl . . . 25 games over 100 yards in career . . . had three games of more than 200 yards . . . topped 1,000 yards last three seasons . . . Gamecocks' first consensus all-America was also first team all-America as junior by AP and NEA . . . best game of 1980 was 36 carries for 224 yards vs. Duke . . . career best was 237 yards on 27 carries vs. Wake Forest as sophomore (1978) . . . ranked no. 2 in NCAA as junior with 1,681 yards (311 carries; 140.7 per-game average) . . . No. 38 South Carolina jersey retired . . . will wear no. 38 for Saints . . . one of six seniors who traveled on NCAA national tour to promote college football . . . played in 1981 Hula and Senior bowls . . . majored in General Studies . . . attended Duluth (Ga.) high school where his jersey no. 20 was retired in 1981 . . . lived in Atlanta until age 15 . . . was voted high school back of the year as junior and senior . . . also participated in basketball and track . . . has two brothers and two sisters . . . single . . . full name is George Washington, Jr. . . . hometown is Duluth, Ga. . . . born Dec. 8, 1958 at Duluth.



PRONUNCIATION GUIDE

Ken Bordelon	BOAR-duh-lawn	Jim Kovach	KOE-vawch
Jerry Boyarsky	boy-ARE-skee	Dave Lafary	La-FARR-ee
Russell Erxleben	ERKS-lay-ben	Rich Mauti	MAW-tee
Joe Federspiel	FED-ur-speel	Guido Merkens	GHEE-do MUR-kins
Tony Galbreath	GALL-breath	Louis Oubre	OO-bray
Hokie Gajan	HO-kee GUY-jawn	Jim Pietrzak	PETER-zak
Elois Grooms	eh-LOYS	Mike Spivey	SPY-vee
Don Hardeman	HAR-duh-mun	Toussaint Tyler	TWO-san

2a — RUSSELL GARY, Defensive Back 5-11 195 Nebraska

Strong, quick athlete registered 138 career tackles, three interceptions . . . strongest defensive back in Nebraska history bench presses 335 pounds, lifts 740 on hip sled . . . has 32-inch vertical jump . . . went to Nebraska as I-back . . . gained 243 yards on 37 carries for freshman team in 1977 . . . made transition to cornerback during following spring practice and opened 1978 as starting safety . . . leading tackler among 'Husker defensive backs last two seasons . . . called defensive signals . . . helped hold Mississippi State to 19 yards passing in Sun Bowl last year . . . AP and UPI first-team all-Big Eight . . . AP honorable mention all-America . . . strength coaches all-America strength team . . . 1980 Nebraska lifter of the year . . . played in East-West Shrine game . . . voted defensive MVP in the 1981 Senior Bowl . . . attended Central High School in Minneapolis, Minn. . . . lettered three times in football, basketball and track . . . all-city, all-region, all-state in football senior year . . . city champ in 220-yard dash . . . Central High's Scholastic Athlete of the Year Award for highest GPA of any athlete . . . hobbies are bowling and water skiing . . . one of six children . . . single . . . full name is Russell Craig Gary . . . nickname is Russ . . . hometown is Minneapolis, Minn. . . . born 7/31/59 in Minneapolis.

2b — RICKEY JACKSON, Linebacker 6-2 217 Pittsburgh

Played defensive end in Pittsburgh's number one-ranked defense . . . played opposite highly-publicized Hugh Green, but Jackson led the team in tackles with 137 . . . also had 12 quarterback sacks . . . speed, quickness and reading ability to be a linebacker . . . main responsibility was pass defense while his counterpart on the other side was responsible for the run . . . registered 14 tackles in Pitt's 37-9 Gator Bowl win . . . returned an interception for 48 yards and a touchdown vs. Tulane his freshman year . . . became starter in 1979, had 111 tackles that season . . . Sports Illustrated Player of the Week following 12 tackles, 3 quarterback sacks, a blocked punt, one interception, and a fumble recovery vs. Army . . . ABC Player of the Game vs. Penn State in 1980 . . . played in Senior Bowl, and was Defensive MVP in the East-West Shrine game . . . attended Pahokee, Fla. High School . . . all-State three times in football, twice in basketball . . . also lettered in baseball and track . . . had 188 tackles as a senior . . . also caught 21 passes for 8 touchdowns as a tight end . . . played in three state football cham-



JACKSON



WARREN



BRENNER



OUBRE

pionship games . . . state basketball champions senior year . . . hobbies are fishing and checkers . . . has one brother and three sisters . . . single . . . full name is Rickey Anderson Jackson . . . nickname is City Champ . . . hometown is Pahokee, Fla. . . . born 3/20/58 in Pahokee.

3a — FRANK WARREN, Defensive End 6-4 275 Auburn

Led the Tigers in quarterback sacks in 1980 . . . had 76 total tackles, 190 for his career . . . lettered at offensive tackle as a freshman . . . AP honorable mention all-America . . . AP first-team SEC, Playboy pre-season all-America . . . Atlanta Journal and Constitution Deep South Best 11 in 1979 and 1980 . . . 60-foot plus shot putter for Auburn track team, second in SEC indoor shot in 1978 . . . runs a 4.7 40-yard dash . . . attended Phillips High School in Birmingham, Ala. . . . lettered four times in football and track, twice in basketball and wrestling . . . state champion in shot and discus four times . . . senior class president . . . hobbies are basketball, fishing, bike riding, and traveling . . . has one brother . . . married (Cathy) with a son (Adam, 11/25/75) . . . full name is Frank William Warren III . . . hometown is Birmingham, Ala.

3b — HOBY BRENNER, Tight End 6-4 240 USC

Led Trojan receivers in total yards in 1980 with 315 . . . his 26 receptions were the most for a USC tight end since Charle Young's 29 catches in 1972 . . . second in receptions to Marcus Allen for USC in 1980 . . . went 20 consecutive games with at least one catch before being shut out his final game . . . best game in 1980 was against Arizona State, where he caught seven passes for 87 yards . . . AP honorable mention all-America last year, and 2nd team all-PAC 10 . . . first-team all-PAC 10 in 1979 . . . also 1979 first-team all-West Coast . . . attended Fullerton Calif. High . . . lettered four times in football and basketball, twice in

track and once in baseball . . . led basketball team to state semifinals in 1976 . . . hobbies are fishing, water skiing, and basketball . . . has one brother . . . single . . . full name is Hoby F. J. Brenner . . . hometown is Fullerton, Calif. . . . born 6/2/59 in Linwood, Calif.

5A — LOUIS OUBRE, Tackle 6-4 262 Oklahoma


New Orleans native spearheaded Sooner rushing attack which led the nation in 1978, second in '79 and '80 . . . had outstanding senior season, despite missing three games with injury . . . first Oklahoma all-America lineman since Greg Roberts (1977) . . . explosive, tenacious blocker, beats opponents with finesse, quickness, intelligence . . . runs the 40 in 4.9 . . . runner-up for Outland Trophy last year . . . didn't play football until his sophomore year in high school . . . team captain . . . played in 1981 Senior and Hula Bowls . . . attended New Orleans' St. Augustine High School where he played football, basketball and track . . . National Merit Scholarship semifinalist . . . led high school football team to state championship his senior year . . . hobby is listening to music . . . only child . . . married (Jacquelin) . . . full name is Louis Byron Oubre III . . . (pronounced: OO-bray) . . . born 5/15/58 in New Orleans.

5B — JERRY BOYARSKY, Defensive Tackle 6-3 290 Pittsburgh

Played nose guard in Pitt's No. 1 ranked defense . . . third-best career tackler among graduating seniors (215) behind Hugh Green and Ricky Jackson . . . extremely strong . . . hard to move from point of attack . . . intercepted a pass and returned it 20 yards vs. Washington in 1979 . . . AP first team all-East and College and Pro Football Newsweekly first team all-East . . . 1979 AP honorable mention all-America . . . eight quarterback sacks in 1980 . . . four-year letterman . . . attended Lake-



BOYARSKY



HUDSON



POE



REDD

land High School in Jermyn, Pa. . . . lettered in football, track and baseball four years . . . football, baseball and track captain senior year . . . hobbies include hunting and fishing . . . two brothers and two sisters . . . single . . . full name is Gerard Mark Joseph Boyarsky . . . pronounced boy-ARE-ski . . . hometown is Scott, Pa. . . . born 5/15/59 in Scranton, Pa.

6a — NAT HUDSON, Guard 6-3 265 Georgia

Vital part of 1980 national champions . . . ideal size for interior line play . . . all-SEC selection past two years . . . team captain . . . won the Jacob Blocking Award in 1980 for the best SEC blocker . . . also captured the Ralph A. "Shug" Jordan Award as the finest SEC offensive player of 1980 . . . played in the Bluebonnet Bowl in 1978 and 1981 Sugar Bowls . . . played in the Senior Bowl and the East-West Shrine game . . . attended West Rome High School in Rome, Ga. . . . lettered four times in wrestling, track and football, twice in basketball and baseball . . . state wrestling champion three times . . . hobbies are music, swimming, and hunting . . . has two brothers and four sisters . . . single . . . full name is Nathaniel Lamar Hudson . . . hometown is Rome, Ga. . . . born 10/11/57 in Rome.

6b — JOHNNIE POE, Defensive Back 6-1 185 Missouri

Aggressive player had finest year of collegiate career in 1980 . . . had four interceptions and led team with three fumble recoveries . . . led defensive backs with 54 tackles, 42 unassisted . . . converted from wide receiver in spring of 1978 . . . also returned 5 punts for 40 yards in 1980 . . . team co-captain . . . 1980 AP second team all-Big Eight, and 1979

AP honorable mention all-Big Eight . . . attended Lincoln High School in East St. Louis, Illinois . . . twice all-District in football and track, lettered in both sports three times . . . hobbies are music and woodworking . . . has one brother and one sister . . . married (Sharon) with one daughter (Letresha, 10/7/80) . . . full name is Johnnie Edward Poe . . . nickname is Snake . . . hometown is East St. Louis, Ill. . . . born 8/29/59 in East St. Louis.

6c — GLEN REDD, Linebacker 6-2 229 Brigham Young

Has played all linebacker positions . . . averaged 11 tackles a game during his career . . . first team all-WAC and WAC player of the week vs. Wisconsin in 1980 . . . intercepted 5 passes in 1979 . . . team captain . . . two interceptions vs. San Diego State . . . 1980 team leader in tackles with 148 . . . born with spondylolisthesis (displacement of the lumbar vertebra), spent freshman off-season in brace and under medication . . . redshirted in 1977 . . . played football and baseball at Ogden High, lettering three times in each sport . . . single . . . full name is Glen Herrsher Redd . . . hometown is Ogden, Utah . . . born 6/17/58 in Ogden.

7 — KEVIN WILLIAMS, Wide Receiver 5-9 165 USC

Small in size but speedy afoot, Williams was lead off runner on USC's national championship 400-meter relay team for three years . . . ran 100 meters in 10.27 and 100 yards in 9.4 . . . 1980 Sporting News Honorable Mention all-America . . . holds USC record for touchdown receptions with 25 in career . . . best game was against California with four catches for 94 yards and three touchdowns . . . played in Blue-Gray Game and three Rose Bowls . . . attended San Fernando (Calif.) High School . . . hobbies include fishing, roller skating and dancing . . . has a brother and two sisters . . . single . . . full name is Kevin Lewis Williams . . . nickname is Bug . . . hometown is Mar Vista, Calif. . . . born 1/7/58 in Los Angeles, Calif.

8a — GENE GLADYS, Linebacker 6-2 214 Penn State


Listed as a defensive end in college, Gladys had all the responsibilities of lineman, linebacker, and cornerback in the Penn State defen-




WILLIAMS



GLADYS




EVANS



TYLER



GAJAN



MICKENS



WILKS



sive scheme . . . played in Fiesta Bowl, 1977 and 1980; Liberty Bowl, 1979; and Sugar Bowl, 1978 . . . ABC Player of the Game against Pitt . . . UPI honorable mention all-America . . . three interceptions in college career . . . High School all-America senior year, three football and track letters, one basketball letter at Monessen (Pa.) High School . . . hobbies include reading bestsellers . . . one of seven children . . . his father coached him in football at Monessen High . . . single . . . full name is Eugene Gladys . . . hometown in Monessen, Pa. . . born 11/13/57 in Monessen.

8b — KEVIN EVANS, Defensive Back 6-1 192 Arkansas

Safety as a collegian, Evans may be tried at cornerback for the Saints . . . good speed, tough tackler, and nose for the ball . . . lettered as freshman wide receiver, switched to defensive secondary sophomore year . . . led Razorbacks with eight interceptions in his first season on defense . . . AP honorable mention all-America and Playboy pre-season all-America in 1980 . . . AP and UPI first team all-Southwest Conference . . . played in East-West Shrine and Japan Bowl . . . attended Northeast High School in North Little Rock, Ark. . . hobbies include fishing, swimming, motorcycle riding . . . hometown is North Little Rock, Ark. . . born 4/5/58 in Little Rock.

9 — TOUSSAINT TYLER, Running Back 6-3 212 Washington

Spent senior year alternating between fullback and tailback spots . . . four-year letterman and three-year starter for the Huskies . . . fourth leading ground gainer in school history, shares 9th spot in scoring with Robin Earl . . . rushed for 112 yards vs. Oklahoma State in 1980, scored three TDs vs. Northwestern . . . participated in '81 Hula and Japan bowls . . . high school all-America at El Camino High in Oceanside, Calif. . . . lettered four years in football, track and basketball in high school . . . San Diego County Player of the Year as a senior . . . favorite pastime is fishing . . . one of seven children . . . has relatives in Baton Rouge area . . . single . . . full name is Toussaint L'Overture Tyler, named after Pierre

Francois Toussaint, revolutionist general who became ruler of Haiti . . . pronounced TOO-san . . . hometown is Oceanside, Calif. . . born 3/19/59 in Los Angeles, Calif.

10 — HOKIE GAJAN, Running Back 5-11 211 LSU

Rugged blocking back for Tigers in 1980 . . . had best season in 1979 when he led LSU in rushing with 568 yards . . . team captain in '80 . . . lettered four years at LSU . . . also returned punts and kickoffs for Tigers . . . caught 18 passes for 7.3 average and one touchdown in 1980 . . . career punt returns 10 for 67 yards, and kickoffs 38 for 890 . . . attended Baker (La.) High School . . . enjoys fishing, hunting . . . one of nine children . . . married (Judy) with one child (Jennifer, 4/28/78) . . . full name is Howard Lee Gajan, Jr. . . . hometown is Baton Rouge . . . born 9/6/59 in Baton Rouge.

11 — LESTER MICKENS, Wide Receiver 5-11 175 Kansas

Played opposite David Verser (No. 1 pick by Cincinnati Bengals) . . . ran track at Alameda (Calif.) Junior College . . . rated as one of the top quartermilers in the nation . . . characterized as quiet and intelligent by his coaches . . . holds four school records in one of the nation's top track programs . . . attended Gordon High School in Atlanta, Ga. . . enjoys fishing, running, bowling, music . . . has two sisters . . . single . . . full name is Lester Mitchell Mickens . . . nickname is Quick Mick . . . hometown is Atlanta, Ga. . . born 9/9/58 in Charleston, S.C.

12 — JIM WILKS, Defensive End 6-5 245 San Diego State

Had solid season in 1980 after rash of injuries in previous seasons . . . transferred to SDSU after being named Junior College all-America at Pasadena Community College in 1977 . . . team captain and honorable mention all-WAC in 1980 . . . all-America at Pasadena (Calif.) High School . . . enjoys bowling, tennis, fishing . . . one of eleven children . . . single . . . full name is Jimmy Ray Wilks . . . hometown is Pasadena, Calif. . . born 3/12/58 in Los Angeles, Calif.

OTHER SAINTS FOR 1981

MONTE BENNETT, Defensive Tackle, Kansas State ... 6-3, 245 ... born in Sterling, Kansas ... attended Sterling (Kansas) High School ... single ... joined Saints as free agent, 1981.

LESTER BOYD, Linebacker, Kentucky ... 6-2, 220 ... born in Franklin, Kentucky ... attended Simpson High School in Franklin ... single ... joined Saints as draft choice no. 6, 1980 ... spent season on injured reserve.

JAMES BUNCH, Center-Guard, Alabama ... 6-1, 255 ... born in Richmond, Virginia ... attended Fork Union (Virginia) High School ... Married (Leslie) ... previous experience with Ottawa (CFL) in 1980 ... joined Saints as free agent, 1981.

MARVIN CHRISTIAN, Running Back, Tulane ... born in Quincy, Florida ... attended Titusville High School, Titusville, Florida ... single ... previous training camp experience with New York Giants, 1980 ... joined Saints as free agent, 1981.

FRED COLLINS, Fullback, Mississippi State ... 6-2, 225 ... born in Orlando, Florida ... attended East High School in Gulfport, Mississippi ... single ... joined Saints as free agent, 1981.

HERMAN COLLY, Defensive Back, Southeastern Louisiana ... 6-3, 195 ... born in New Orleans, Louisiana ... attended Hahnville High School in Boutte, Louisiana ... single ... joined Saints as free agent, 1981.

JERRY COPENY, Running Back, Utah State ... born in Chattanooga, Tennessee ... attended Riverside High School in Chattanooga ... married (Sonia) ... joined Saints waivers from Atlanta, 1981.

DONNIE ECHOLS, Tight End, Oklahoma State ... 6-4, 235 ... born in Dallas, Texas ... attended Roosevelt High School in Dallas ... married (Denise) ... joined Saints as free agent, 1981.

JOE GORDON, Defensive End, Grambling ... 6-3, 270 ... born in New Orleans, Louisiana ... attended West Jefferson High School in Harvey, Louisiana ... married (Denise) ... joined Saints as free agent, 1981.

JEFF HARPER, Tackle, Georgia ... 6-5, 280 ... born in Macon, Georgia ... attended Monroe Academy in Forsyth, Georgia ... single ... joined Saints as free agent, 1981.

KEN HARTLEY, Punter, Catawba ... 6-3, 210 ... born in Bermuda, Bahamas ... attended King Philip High School in Wrentham, Massachusetts ... single ... joined Saints as free agent, 1981.

RANDY HERTEL, Quarterback, Rice ... 6-1, 185 ... born in Montecello, California ... attended Los Altos High School in Hacienda

Heights, California ... married (Gwen) ... joined Saints as free agent, 1981.

GRANT HUDSON, Center-Guard, Virginia ... born in Levittown, Pennsylvania ... attended Plymouth-Whitewash High School in Plymouth, Pennsylvania ... drafted in 8th round by St. Louis, 1980 ... joined Saints as free agent, 1981.

VICTOR JACKSON, Cornerback, Bowie State ... 6-2, 205 ... born in Princess Anne, Maryland ... attended Duval High School in Seabrook, Maryland ... single ... joined Saints as free agent, 1981.

LARRY JAMISON, Linebacker, Jackson State ... 6-3, 220 ... born in Jackson, Mississippi ... attended Murrah High School in Jackson ... married (Linda) ... previous training camp experience with Chicago in 1980 ... joined Saints as free agent, 1981.

KIRK JOHNSON, Tackle, Howard Payne ... 6-5, 285 ... born in Fort Worth, Texas ... attended Aledo (Texas) High School ... married (Pamela) ... previous experience with Philadelphia 1975-76 ... joined Saints as free agent, 1981.

QUINN JONES, Running Back, Tulsa ... 6-2, 220 ... born in Warner, Oklahoma ... attended Warner High School in Warner ... married (Lenora) ... joined Saints as free agent, 1981.

TOM KEARNS, Guard, Kentucky ... 6-4, 265 ... born in Lexington, Kentucky ... attended Bates Creek High School in Lexington ... single ... joined Saints as free agent, 1981.

DENNIS MCCOLLINS, Defensive Tackle, Southern ... 6-5, 252 ... born in New York, New York ... attended Kennedy High School in Richmond, California ... single ... previous training camp experience with Miami, 1980 ... joined Saints as free agent, 1981.

TOM MCCONNAUGHEY, Wide Receiver, Central Arkansas ... 6-2, 185 ... born in Amarillo, Texas ... attended Federal Way High School in Seattle, Washington ... single ... joined Saints as free agent, 1981.

CASEY MILLER, Quarterback, New Mexico ... born in Portland, Oregon ... attended Marcos de Niza High School in Tempe, Arizona ... single ... joined Saints as free agent, 1981.

PAT PAQUETTE, Guard, Minnesota ... 6-5, 265 ... born in Superior, Wisconsin ... attended Superior (Wisconsin) Senior High School ... single ... joined Saints as free agent, 1981.

TERRY POTTER, Running Back, Vanderbilt ... 6-2, 210 ... born in Nashville, Tennessee ... attended Goodlettsville (Tennessee) High School ... single ... joined Saints as free agent, 1981.

ERNEST RATLIFF, Linebacker, Tulane ... born in New Orleans, Louisiana ... attended St. Augustine High School in New Orleans ... married (Joan) ... previous training camp experience with New Orleans, 1978 ... joined Saints as free agent, 1981.

BOB RIPPENTROP, Defensive End, Fresno State ... 6-6, 245 ... born in San Mateo, California ... attended Awalt High School in Mountain View, California ... single ... previous training camp experience with Tampa Bay in 1976 and Los Angeles in 1980 ... joined Saints as free agent, 1981.

TIM SCOTT, Linebacker, Texas A&M ... 6-2, 267 ... did not play football in college ... born in Odessa, Texas ... attended Richland Hills High School in Fort Worth, Texas ... single ... joined Saints as free agent, 1981.

PHILLIP SIMPSON, Tight End, Texas A&M ... 6-4, 230 ... born in Nacogdoches, Texas ... attended Nacogdoches High School ... married (Jerrye Lynn) ... previous training camp experience with Tampa Bay, 1980 ... joined Saints as free agent, 1981.

MICHAEL VAUGHN, Wide Receiver, Southern ... 5-11, 180 ... born in Tuskegee, Alabama ... attended Duval High School in Lanham, Maryland ... single ... previous training camp experience with Dallas, 1979 ... joined Saints as free agent, 1981.

FRANK WATTELET, Defensive Back, Kansas ... 6-0, 185 ... born in Paola, Kansas ... attended Abilene (Kansas) High School ... single ... joined Saints as free agent, 1981.

HENRY LEE WILLIAMS, Linebacker-Tight End; Texas ... born in Longview, Texas ... attended Longview High School ... single ... previous training camp experience with Houston, 1980 ... joined Saints as free agent, 1981.

MIKE WILLIAMS, Defensive Back, Texas A&M ... 5-11, 186 ... born in Houston, Texas ... attended Forest Brook High School in Houston ... single ... previous training camp experience with Washington in 1978, and played for Toronto (CFL) 1978-80 ... joined Saints as free agent, 1981.

RICKIE WILLIAMS, Running Back, McMurry ... 6-1, 228 ... born in Abilene, Texas ... attended Cooper High School in Abilene ... single ... previous training camp experience with Houston, 1980 ... joined Saints as free agent, 1981.

ERNEST YOUNG, Defensive Back, Alcorn State ... 5-9, 182 ... born in Vicksburg, Mississippi ... attended North Vicksburg High School ... single ... previous training camp experience with Cleveland, 1977 ... joined Saints as free agent, 1981.

STEVE YOUNG, Tight End, Wake Forest ... born in Aiken, South Carolina ... attended Gaithersburg High School in Gaithersburg, Maryland ... married (Gail) ... previous training camp experience with Houston, 1979-80 ... joined Saints as free agent, 1981.

Saints 1981 Training Camp Depth Chart

—Veterans and Draft Choices—(Based on final game 1980)

OFFENSE

WR — 89 Wes Chandler, 83 Tinker Owens, **26 Lester**

Mickens, 18 Kevin Williams

LT—71 James Taylor, **66 Louis Oubre**

LG—79 Emanuel Zanders, **69 Nat Hudson**

C—62 John Hill, 76 Jim Pietrzak

RG—68 Fred Sturt, 61 Sam Adams*, 64 Dave Lafary

RT—67 Stan Brock, 64 Dave Lafary

TE—88 Brooks Williams, 87 Larry Hardy, **85 Hoby Brenner**

WR—82 Ike Harris, 89 Rich Mauti, 80 Gordon Banks,
49 Artie Owens

QB— 8 Archie Manning, 12 Bobby Scott, 7 Guy
Benjamin, 19 Guido Merkens

HB—41 Jimmy Rogers, 30 Wayne Wilson, 43 Larry
Collins, **38 George Rogers**

FB—34 Tony Galbreath, 45 Jack Holmes, **42**

Toussaint Tyler, 46 Hokie Gajan

DEFENSE

LE—78 Elois Grooms, 72 Mike Fultz, **94 Jim Wilks**

NT—63 Barry Bennett, **77 Jerry Boyarsky**

RE—74 Derland Moore, 96 Steve Parker, **73 Frank Warren**

LOLB—50 Ken Bordelon, 54 Lester Boyd, **57 Rickey Jackson**

LILB—58 Joe Federspiel, 59 Chuck Evans, 55 Don Hardeman*

RILB—52 Jim Kovach, **93 Glen Redd**

ROLB—56 Reggie Mathis, 53 Sammy Green*, 51 Stan
Holloway, **92 Gene Gladys**

LC—44 Dave Waymer, 47 Mike Spivey, **25 Johnnie Poe**

RC—22 Ricky Ray, 23 James Marshall

SS—48 Don Schwartz, **20 Russell Gary**

FS—37 Tommy Myers, **21 Kevin Evans**

SPECIALISTS

P—14 Russell Erxleben

K— 1 Benny Ricardo, 14 Russell Erxleben

H—37 Tommy Myers

PC—76 Jim Pietrzak, 62 John Hill

KC—62 John Hill, 76 Jim Pietrzak

PR—84 Rich Mauti, 30 Wayne Wilson, 41 Jimmy Rogers

KR—Rich Mauti, 30 Wayne Wilson, 41 Jimmy Rogers

*New Veterans

Saints 1981 Veterans Roster

Saints First-Year Roster

No.	Name	Pos.	Ht.	Wt.	NFL Exp.	Birthday	College	Games in '80
61	Adams, Sam	G	6-3	260	10	9/29/48	Prairie View A&M	15
80	Banks, Gordon	WR	5-9	175	2	3/12/58	Stanford	7
7	Benjamin, Guy	QB	6-4	208	4	6/27/55	Stanford	2
63	Bennett, Barry	DT	6-4	257	4	12/10/56	Corcordia	15
50	Bordelon, Ken	LB	6-4	226	5	8/26/54	Louisiana State	16
67	Brock, Stan	T	6-6	275	2	6/8/58	Colorado	16
89	Chandler, Wes	WR	5-11	186	4	8/22/56	Florida	16
43	Collins, Larry	HB	5-11	189	3	8/8/55	Texas A&I	8
14	Erxleben, Russell	P	6-4	219	2	1/13/57	Texas	16
59	Evans, Chuck	LB	6-3	235	2	12/19/56	Stanford	10
58	Federspiel, Joe	LB	6-2	230	10	5/6/50	Kentucky	15
72	Fultz, Mike	DT	6-5	278	5	1/28/54	Nebraska	12
34	Galbreath, Tony	HB	6-1	230	6	1/19/54	Missouri	16
53	Green, Sammy	LB	6-2	230	6	10/12/54	Florida	2
78	Grooms, Elois	DE	6-4	250	7	5/20/53	Tennessee Tech	16
55	Hardean, Don	LB	6-2	235	7	8/13/53	Texas A&I	0
87	Hardy, Larry	TE	6-3	230	4	7/9/56	Jackson State	16
82	Harris, Ike	WR	6-3	210	7	11/27/52	Iowa State	16
62	Hill, John	C	6-2	246	10	4/16/50	Lehigh	15
51	Holloway, Stan	LB	6-2	218	2	9/28/57	California	11
45	Holmes, Jack	FB	6-0	210	4	6/20/53	Texas Southern	16
52	Kovach, Jim	LB	6-2	225	3	5/1/56	Kentucky	11
64	Lafary, Dave	T	6-7	280	5	1/13/55	Purdue	15
8	Manning, Archie	QB	6-3	200	11	5/19/49	Mississippi	16
23	Marshall, James	CB	6-0	187	2	9/8/53	Jackson State	16
56	Mathis, Reggie	LB	6-2	220	3	3/18/56	Oklahoma	16
84	Mauti, Rich	WR	6-0	190	5	5/25/54	Penn State	9
26	Merkens, Guido	DB	6-1	200	4	8/14/55	Sam Houston State	1
74	Moore, Derland	DT	6-4	253	9	10/7/51	Oklahoma	16
37	Myers, Tommy	FS	6-0	180	10	10/24/50	Syracuse	16
49	Owens, Artie	WR	5-11	182	6	1/14/53	West Virginia	3
83	Owens, Tinker	WR	5-11	170	6	10/3/54	Oklahoma	7
96	Parker, Steve	DE	6-6	265	2	12/8/56	Idaho	4
76	Pietrzak, Jim	C	6-5	260	7	2/21/53	Eastern Michigan	15
22	Ray, Ricky	CB	5-11	180	3	5/30/57	Norfolk State	13
1	Ricardo, Benny	K	5-10	170	5	1/4/54	San Diego State	14
41	Rogers, Jimmy	HB	5-10	190	2	6/29/55	Oklahoma	16
48	Schwartz, Don	SS	6-1	191	4	2/24/56	Washington State	16
12	Scott, Bobby	QB	6-1	197	10	4/2/49	Tennessee	5
47	Spivey, Mike	CB	6-0	198	5	3/10/54	Colorado	2
68	Sturt, Fred	G	6-4	255	7	1/6/51	Bowling Green	15
71	Taylor, James	T	6-4	265	4	8/12/56	Missouri	13
44	Waymer, Dave	CB	6-1	195	2	7/1/58	Notre Dame	16
88	Williams, Brooks	TE	6-4	226	4	12/7/54	North Carolina	12
30	Wilson, Wayne	FB	6-3	208	3	9/4/57	Shepherd	15
79	Zanders, Emanuel	G	6-1	248	8	7/31/51	Jackson State	16

No.	Name	Pos.	Ht.	Wt.	Born	College	How Acq.
76d	Bennett, Monte	DT	6-3	260	4/27/59	Kansas State	FA
77	Boyersky, Jerry	DT	6-3	290	5/15/59	Pittsburgh	D5b
54	Boyd, Lester	LB	6-2	220	9/12/57	Kentucky	(1980) D6
85	Brenner, Hoby	TE	6-4	240	6/2/59	USC	D3b
53o	Bunch, James	C-G	6-1	255	3/10/56	Alabama	FA
35d	Christian, Marvin	RB	5-11	207	3/10/56	Tulane	FA
24	Colly, Herman	DB	6-2	197	10/20/58	Southeastern La.	FA
32o	Collins, Fred	RB	6-2	225	9/21/58	Mississippi St.	FA
98o	Copeny, Jerry	RB	5-10	190	1/4/56	Utah St.	FA
21	Echols, Donnie	TE	6-4	235	12/16/57	Oklahoma St.	FA
46	Evans, Kevin	DB	6-1	205	4/5/58	Arkansas	D8c
20	Gajan, Hokie	RB	5-11	214	9/6/59	LSU	D10
92	Gary, Russell	DB	5-11	195	7/31/59	Nebraska	D2a
69d	Gladys, Gene	LB	6-2	221	11/13/57	Penn State	D8b
73o	Gordon, Joe	DE	6-3	270	8/18/56	Grambling St.	FA
10	Harper, Jeff	T	6-3	237	10/27-57	Georgia	FA
9	Hartley, Ken	P	6-3	210	4/28/57	Ctawba	FA
70	Hertel, Randall	QB	6-1	185	5/10/59	Rice	FA
69o	Hudson, Grant	C-G	6-5	280	4/20/58	Virginia	FA
57	Hudson, Nat	G	6-3	270	10/11/57	Georgia	D6a
32d	Jackson, Rickie	LB	6-2	230	3/20/58	Pittsburgh	D2b
95	Jackson, Victor	DB	6-2	205	8/6/59	Bowie St.	FA
27	Jamison, Larry	LB	6-3	220	4/29/56	Jackson St.	FA
65	Jenkins, Joe	WR	6-5	217	11/5/57	Alcorn St.	FA
61d	Johnson, Kirk	T	6-5	285	3/23/52	Howard Payne	FA
33	Jones, Clifton	LB	6-4	218	8/28/58	Tulane	FA
60	Jones, Quinn	RB	6-2	220	9/4/56	Tulsa	FA
90	Kearns, Tom	G	6-4	265	5/6/58	Kentucky	FA
39	McCollins, Dennis	DT	6-5	252	3/8/57	Southern	FA
26	McConaughy, Tom	WR	6-2	185	8/1/57	Central Arkansas	FA
17	Mickens, Lester	WR	5-11	173	9/9/58	Kansas	D11
66o	Miller, Casey	QB	6-1	200	9/7/57	New Mexico	FA
25	Oubre, Louis	G-T	6-4	269	5/15/59	Oklahoma	D5a
44o	Paquette, Pat	G	6-5	265	2/23/58	Minnesota	FA
98o	Poe, Johnnie	DB	6-1	182	8/29/59	Missouri	D6b
93	Potter, Terry	RB	6-2	210	1/25/59	Vanderbilt	FA
91	Ratliff, Ernest	LB	6-3	230	5/9/54	Tulane	FA
38	Redd, Glenn	LB	6-2	229	6/17/58	Brigham Young	D6c
64d	Rippentrop, Bob	DE	6-6	245	8/19/56	Fresno State	FA
99	Rogers, George	RB	6-2	220	12/8/58	South Carolina	D1
42	Scott, Tim	LB	6-2	267	8/13/ 8	Texas A&M	FA
40	Simpson, Phillip	TE	6-4	230	3/11/58	Texas A&M	FA
73d	Tyler, Toussaint	RB	6-3	212	3/19/59	Washington	D9
36d	Vaughn, Michael	WR	5-11	180	11/12/57	gsouthern	FA
94	Warren, Frank	DE	6-4	275	9/14/59	Auburn	D3a
66d	Wattelet, Frank	DB	6-0	185	10/25/58	Kansas	FA
94	Wilks, Jim	DT	6-4	252	3/12/58	San Diego St.	D12
97d	Williams, Brent	LB	6-1	223	3/13/58	Nebraska	FA
18	Williams, Henry	LB	6-3	235	11/5/57	Texas	FA
28	Williams, Kevin	WR	5-8	164	1/7/58	USC	D7
35o	Williams, Mike	DB	5-11	186	12/21/55	Texas A&M	FA
29	Williams, Rickie	RB	6-1	228	2/13/58	McMurry	FA
97o	Young, Ernest	DB	5-9	182	2/13/54	Alcorn State	FA
97o	Young, Steve	TE	6-5	230	3/10/56	Wake Forest	FA

Saints 1981 Numerical Roster

1	Benny Ricardo, K	42	Toussaint Tyler, RB	69o	Nat Hudson, G
7	Guy Benjamin, QB	43	Larry Collins, RB	69d	Joe Gordon, DE
8	Archie Manning, QB	44o	Terry Potter, RB	70	Grant Hudson, C-G
9	Randy Hertel, QB	44d	Dave Waymer, DB	71	James Taylor, T
10	Ken Hartley, P	45	Jack Holmes, RB	72	Mike Fultz, DT
12	Bobby Scott, QB	46	Hokie Gajan, RB	73o	Jeff Harper, T
14	Russell Erxleben, P-K	47	Mike Spivey, DB	73d	Frank Warren, DT
18	Kevin Williams, WR	48	Don Schwartz, SS	74	Derland Moore, DT
17	Casey Miller, QB	49	Artie Owens, WR	76o	Jim Pietrzak, C
19	Guido Merkens, QB-WR	50	Ken Bordelon, LB	76d	Monte Bennett, DT
20	Russell Gary, DB	51	Stan Holloway, LB	77	Jerry Boyarsky, DT
21	Kevin Evans, DB	52	Jim Kovach, LB	78	Elois Grooms, DE
22	Ricky Ray, DB	53o	James Bunch, C	79	Emanuel Zanders, G
23	James Marshall, DB	53d	Sammy Green, LB	80	Gordon Banks, WR
24	Fred Collins, RB	54	Lester Boyd, LB	82	Ike Harris, WR
25	Johnnie Poe, DB	55	Don Hardeman, LB	83	Tinker Owens, WR
26	Lester Mickens, WR	56	Reggie Mathis, LB	84	Rich Mauti, WR
27	Joe Jenkins, WR	57	Rickey Jackson, LB	85	Hoby Brenner, TE
28	Mike Williams, DB	58	Joe Federspiel, LB	87	Larry Hardy, TE
29	Ernest Young, DB	59	Chuck Evans, LB	88	Brooks Williams, TE
30	Wayne Wilson, RB	60	Tom Kearns, G	89	Wes Chandler, WR
32o	Jerry Copeny, RB	61o	Sam Adams, G	90	Dennis McCollins, DT
32d	Victor Jackson, DB	61d	Clifton Jones, LB	91	Bob Rippentrop, DE
33	Quinn Jones, RB	62	John Hill, C	92	Gene Gladys, LB
34	Tony Galbreath, RB	63o	Pat Paquette, G	93	Glen Redd, LB
35o	Rickie Williams, RB	63d	Barry Bennett, DT	94	Jim Wilks, DT
35d	Herman Colly, DB	64o	Dave Lafary, T	95	Larry Jamison, LB
36o	Marvin Christian, RB	64d	Tim Scott, LB	96	Steve Parker, DE
36d	Frank Wattlelet, DB	65	Kirk Johnson, T	97o	Steve Young, TE
37	Tommy Myers, FS	66o	Louis Oubre, T	97d	Henry Williams, LB
38	George Rogers, RB	66d	Brent Williams, LB	98o	Donnie Echols, TE
39	Tom McConaughy, WR	67	Stan Brock, T	98d	Ernest Ratliff, LB
40	Michael Vaughn, WR	68	Fred Sturt, G	99	Phillip Simpson, TE
41	Jimmy Rogers, RB				



ON THE ROAD WITH THE SAINTS

Philadelphia	Syracuse Hilton Inn	(315) 451-1212
Atlanta	Marriott Airport Hotel	(404) 766-7900
New York Giants	Sheraton Heights	(201) 288-6100
San Francisco	San Francisco Airport Hilton	(415) 589-0770
Cleveland	Marriott Inn	(216) 252-5333
Los Angeles	Anaheim Marriott Hotel	(714) 750-0800
Minnesota	Marriott Inn	(612) 854-7441
Houston	The Warwick	(713) 526-1991
St. Louis	The Bel Air Hilton	(314) 621-7900

HOW THE SAINTS WERE BUILT

Year	Draft (24)	Trade (3)	Free Agents (15)
1971 4-8-2 4th NFC West	Archie Manning, QB (1) Bobby Scott, QB (14)		
1972 2-11-1 3rd NFC West	Tom Myers, S (3a) Joe Federspiel, LB (4a)		
1973 5-9 3rd NFC West	Derland Moore, DT (2)		
1974 5-9 3rd NFC West			Emanuel Zanders, G
1975 2-12 4th NFC West	Elois Grooms, DE (3a)		
1976 4-10 Tie 3rd NFC West	Tony Galbreath, RB (2) Tinker Owens, WR (4)	Ken Bordelon, LB (From LA)	
1977 3-11 4th NFC West	Mike Fultz, DT (2) Dave Lafary, G (5a)		Rich Mauti, WR
1978 7-9 3rd NFC West	Wes Chandler, WR (1) James Taylor, T (2) Barry Bennett, DT (3) Don Schwartz, S (4) Brooks Williams, TE (8) Larry Hardy, TE (12)	Ike Harris, WR (From St. Louis)	Jack Holmes, RB Fred Sturt, G
1979 8-8 2nd NFC West	Russell Erxleben, P-K (1) Reggie Mathis, LB (2) Jim Kovach, LB (4) Ricky Ray, CB (6)		Jim Pietrzak, C Wayne Wilson, RB
1980 1-15 4th NFC West	Stan Brock, T (1) Dave Waymer, CB (2) Lester Boyd, LB (6) Chuck Evans, LB (8)	Guy Benjamin, QB (From Miami)	Gordon Banks, WR Larry Collins, RB Stan Holloway, LB James Marshall, CB Steve Parker, DE Benny Ricardo, K Artie Owens, WR Jimmy Rogers, RB Mike Spivey, CB

Waivers (2) — John Hill, C, from N. Y. Giants, 1975; Guido Merkens, DB, from Houston, 1980.

Game-by-Game Review of 1980

49ers 26, Saints 23

Sept. 7 at Superdome (58,621)

Saints led 23-20 in final period before 49ers Ray Wersching hit two field goals. Saints' Russell Erxleben missed 34-yard field goal with four seconds remaining that would have sent game into overtime. Saints Manning passed for 314 yards and a touchdown. 49ers' Steve DeBerg hit 21 of 29 passes for 223 yards and one touchdown.

San Francisco . . . 0 14 6 6—26
New Orleans . . . 0 7 6 10—23

SCORING

N.O.—Galbreath 1 run (Erxleben kick)
S.F.—Cooper 1 run (Wersching kick)
S.F.—Cooper 6 run (Wersching kick)
S.F.—Hofer 27 pass from DeBerg (kick blocked)
N.O.—Muncie 7 run (bad snap-run failed)
S.F.—FG Wersching 37
N.O.—Chandler 49 pass from Manning (Erxleben kick)
N.O.—FG Erxleben 37
S.F.—FG Wersching 37

TEAM STATISTICS

San Francisco	New Orleans
First Downs 21	19
Rushes-Yards 31-154	22-90
Passing Yards 196	304
Return Yards 121	170
Passing 21-29-1	25-41-0
Punts 3-38.7	3-28.7
Fumbles-Lost 1-1	0-0
Penalties-Yards 9-87	7-65

RUSHING

49ers—Hofer 12 for 68; Cooper 17 for 77, 2 TD; Solomon 1 for 6; Elliott 1 for 3.
Saints—Muncie 12 for 57, 1 TD; Galbreath 9 for 30, 1 TD; Manning 1 for 3.

PASSING

49ers—DeBerg 21 of 29 for 223, 1 TD (1 intercepted).
Saints—Manning 25 of 40 for 314, 1 TD; Erxleben 0 for 1 for 0.

RECEIVING

49ers—Hofer 7 for 114, 1 TD; Owens 1 for 15; Cooper 10 for 71; Young 1 for 11; Solomon 2 for 12.
Saints—Hardy 6 for 103; Harris 2 for 37; Muncie 5 for 22; Galbreath 9 for 96; Chandler 3 for 56, 1 TD.

Bears 22, Saints 3

Sept. 14 at Soldier Field (62,523)

Walter Payton had a field day and Archie Manning broke his nose. Payton rushed for 183 yards on 18 carries, including a 69-yard TD run, the longest of his career. Manning was replaced by Guy Benjamin near the end of the first half, but returned to start the second half with a special facemask. Manning was sacked six times, including a safety.

New Orleans 3 0 0 0—3
Chicago 10 3 2 7—22

SCORING

Chi.—FG Thomas 37
N.O.—FG Erxleben 26
Chi.—Fisher 56 pass from Phipps (Thomas kick)
Chi.—FG Thomas 34
Chi.—Safety, Page sacked Manning in End Zone
Chi.—Payton 69 run (Thomas kick)

TEAM STATISTICS

New Orleans	Chicago
First Downs 13	15
Rushes-Yards 22-91	37-218
Passing Yards 128	115
Return Yards 111	65
Passing 17-31-2	7-24-0
Punts 8-33.9	6-35.8
Fumbles-Lost 1-0	1-1
Penalties 11-74	2-24

RUSHING

Saints—Muncie 13 for 79; Galbreath 6 for 3; Wilson 1 for -1; Manning 2 for 10.
Bears—Williams 7 for 7; Payton 18 for 183, 1 TD; Suhey 6 for 5; Phipps 5 for 15; Skibinski 1 for 8.

PASSING

Saints—Manning 15 of 27 for 168 (2 intercepted); Benjamin 2 of 4 for 12.
Bears—Phipps 7 of 24 for 115, TD.

RECEIVING

Saints—Hardy 4 for 45; Chandler 4 for 34; Galbreath 4 for 26; Harris 5 for 75.
Bears—Payton 3 for 26; Scott 2 for 24; Fisher 1 for 56, 1 TD; Suhey 1 for 9.

Bills 35, Saints 26

Sept. 21 At Superdome (51,154)

Saints held a 19-14 halftime lead on Chuck Muncie TD run, Archie Manning to Ike-Harris pass, and two Benny Ricardo field goals. However, Bills' Joe Ferguson operated from the shotgun to complete 22 passes for 295 yards and three touchdowns. After game Manning said, "The offense is not playing as well as last year. It's not going to be easy to overcome the losses."

Buffalo 7 7 7 14—35
New Orleans 0 19 0 7—26

SCORING

Buff.—Lewis 12 pass from Ferguson (Mike-Mayer kick)
N.O.—Muncie 1 run (Ricardo kick)
Buff.—Cribbs 12 run (Mike-Mayer kick)
N.O.—Harris 44 pass from Manning (kick blocked)
N.O.—FG Ricardo 45
Buff.—FG Ricardo 47
Buff.—Lewis 18 pass from Ferguson (Mike-Mayer kick)
Buff.—Brammer 2 pass from Ferguson (Mike-Mayer kick)
Buff.—Cribbs 7 run (Mike-Mayer kick)
N.O.—Harris 15 pass from Manning (Ricardo kick)

TEAM STATISTICS

Buffalo	New Orleans
First Downs 26	15
Rushes-Yards 37-129	17-38
Passing Yards 281	278
Return Yards 99	167
Passing 22-31-2	24-35-0
Punts 3-43.7	7-40.1
Fumbles-Lost 0-0	0-0
Penalties 6-46	6-59

RUSHING

Bills—Brown 3 for 17; Cribbs 22 for 89, 2 TD; Leaks 9 for 25; Ferguson 3 for -2.
Saints—Muncie 10 for 22, 1 TD; Galbreath 6 for 2; Manning 1 for 14.

PASSING

Bills—Ferguson 22 of 31 for 295, 3 TD (2 intercepted).
Saints—Manning 24 of 34 for 285, 2 TD; Galbreath 0 of 1 for 0.

RECEIVING

Bills—Lewis 6 for 82, 2 TD; Cribbs 6 for 52; Leaks 1 for 6; Butler 5 for 133; Hooks 2 for 9; Brammer 2 for 13, 1 TD.
Saints—Hardy 2 for 12; Williams 6 for 89; Harris 4 for 84, 2 TD; Chandler 4 for 41; Galbreath 6 for 56; Muncie 2 for 3.

Dolphins 21, Saints 16

Sept. 28 at Miami (40,946)

Saints led 16-0 going into the final quarter before veteran quarterback Bob Griese engineering the three-TD comeback. One of the final plays of the game, Saints Archie Manning hit Ike Harris for an apparent 10-yard touchdown, but Harris was called for offensive interference and the touchdown was cancelled. The NFL later ruled that the penalty should not have been called.

New Orleans 0 9 7 0—16
Miami 0 0 0 21—21

SCORING

N.O.—FG Ricardo 34
N.O.—FG Ricardo 36
N.O.—FG Ricardo 39
N.O.—Harris 25 pass from Manning (Ricardo kick)
Miami—Howell 1 run (von Schamann kick)
Miami—Lee 5 pass from Griese (von Schamann kick)
Miami—Williams 6 run (von Schamann kick)

TEAM STATISTICS

New Orleans	Miami
First Downs 17	22
Rushes-Yards 31-80	31-128
Passing Yards 183	296
Return Yards 182	86
Passing 20-36-2	20-38-3
Punts 7-34.4	6-35.8
Fumbles-Lost 1-1	4-2
Penalties 4-38	4-28

RUSHING

Saints—Wilson 21 for 57; Holmes 3 for 7; Muncie 5 for 10; Galbreath 1 for 3; Manning 1 for 3.
Dolphins—Williams 19 for 79, 1 TD; Howell 8 for 22, 1 TD; Giaquinto 1 for 5; Nathan 1 for 0.

PASSING

Saints—Manning 20 of 35 for 201, 1 TD (2 intercepted); Holmes 0 of 1 for 0.
Dolphins—Woodley 4 of 15 for 61 (3 intercepted); Griese 16 of 23 for 241, 1 TD.

RECEIVING

Saints—Holmes 7 for 54; Wilson 3 for 47; Chandler 4 for 26; Harris 3 for 54, 1 TD; Williams 3 for 20.
Dolphins—Harris 4 for 82; Nathan 7 for 118; Moore 4 for 51; Williams 1 for 7; Hardy 2 for 16; Cefalo 1 for 23; Lee 1 for 5, 1 TD.

Cardinals 40, Saints 7

Oct. 5 at Superdome (45,388)

Saints managed only three first downs and total offense of 80 yards as Cardinals controlled the ball for more than 44 minutes. New Orleans only bright moment was DT Elex Price blocking a punt in third quarter and returning it 19 yards for TD. Wayne Morris scored three TD's for Cardinals. Morris and O. J. Anderson both rushed for more than 100 yards.

St. Louis7 20 3 10-40
New Orleans0 0 7 0-7

SCORING

S.L.—Morris 2 run (Little kick)
S.L.—Morris 2 run (Little kick)
S.L.—Tilley 7 pass from Hart (kick blocked)
S.L.—Morris 1 run (Little kick)
S.L.—FG Little 25
N.O.—Price 19 return of blocked punt (Ricardo kick)
S.L.—FG Little 36
S.L.—Harrell 11 run (Little kick)

TEAM STATISTICS

	St. Louis	New Orleans
First Downs	29	3
Rushes-Yards	62-330	9-15
Passing Yards	103	65
Return Yards	154	158
Passing	13-18-0	10-22-2
Punts	1-31-0	7-41-3
Fumbles-Lost	0-0	4-1
Penalties	3-33	3-25

RUSHING

Cardinals—Morris 22 for 102, 3 TD; Anderson 22 for 126; Brown 9 for 58; Harrell 8 for 47, 1 TD; Lloyd 1 for -3.
Saints—Wilson 2 for 4; Holmes 1 for 0; Strachan 4 for 5; Galbreath 2 for 6.

PASSING

Cardinals—Hart 13 of 18 for 113, 1 TD.
Saints—Manning 5 of 9 for 16 (1 intercepted); Benjamin 5 of 13 for 49 (1 intercepted)

RECEIVING

Cardinals—Bell 2 for 20; Tilley 3 for 22, 1 TD; Morris 1 for 7; Gray 1 for 15; Marsh 1 for 0; Anderson 3 for 18; Stief 1 for 9; Brown 1 for 22.
Saints—Harris 1 for 2; Williams 2 for 28; Holmes 1 for 4; Childs 2 for 18; Strachan 2 for 17; Galbreath 2 for -4.

Lions 24, Saints 13

Oct. 12 at Silverdome (78,147)

Lions rookie Billy Sims scored two fourth-quarter TDs to ice the win. Benny Ricardo's fourth-quarter field goal had pulled the Saints to within 17-13 before Sims scored his final TD, a one-yard dive. The score was tied 10-10 at the end of the third quarter.

New Orleans0 3 7 3-13
Detroit0 3 7 14-24

SCORING

N.O.—FG Ricardo 46
Det.—FG Murray 31
Det.—Scott 48 run on reverse (Murray kick)
N.O.—Chandler 4 pass from Manning (Ricardo kick)
Det.—Sims 9 run (Murray kick)
N.O.—FG Ricardo 22
Det.—Sims 1 run (Murray kick)

TEAM STATISTICS

	New Orleans	Detroit
First Downs	21	18
Rushes-Yards	21-60	34-226
Passing Yards	273	154
Return Yards	77	125
Passing	25-36-0	13-19-0
Punts	4-37.3	3-37.0
Fumbles-Lost	3-2	3-2
Penalties	6-51	7-50

RUSHING

Saints—Strachan 8 for 26; Holmes 8 for 18; Galbreath 4 for 17; Manning 1 for -1.
Lions—Sims 23 for 91, 2 TD; Scott 1 for 48, 1 TD; Danielson 5 for 46; Bussey 5 for 41.

PASSING

Saints—Manning 25 of 36 for 314, 1 TD.
Lions—Danielson 13 of 19 for 186.

RECEIVING

Saints—Chandler 6 for 106, 1 TD; Galbreath 5 for 51; Williams 5 for 46; Holmes 4 for 31; Strachan 3 for 43; Harris 2 for 37.
Lions—Scott 4 for 66; Sims 4 for 62; Hill 2 for 21; Bussey 2 for 18; L. Thompson 1 for 19.

Falcons 41, Saints 14

Oct. 19 at Superdome (62,651)

Saints held 14-13 lead at the half, but three big plays early in the third period did them in. Atlanta's Steve Bartkowski hit Alfred Jenkins with a 49-yard scoring pass and linebacker Joel Williams made two interceptions that set up scoring plays. "In the course of about three plays it was over," said Saints' Archie Manning.

Atlanta Falcons7 6 21 7-41
New Orleans7 7 0 0-14

SCORING

N.O.—Chandler 18 pass from Manning (Ricardo kick)
Atl.—Miller 11 pass from Bartkowski (Mazzetti kick)
N.O.—Galbreath 15 pass from Manning (Ricardo kick)
Atl.—Francis 24 pass from Bartkowski (kick failed)
Atl.—Jenkins 49 pass from Bartkowski (Mazzetti kick)
Atl.—Cain 1 run (Mazzetti kick)
Atl.—Miller 3 pass from Bartkowski (Mazzetti kick)
Atl.—Andrews 13 run (Mazzetti kick)

TEAM STATISTICS

	Atlanta	New Orleans
First Downs	24	17
Rushes-Yards	41-163	17-36
Passing Yards	193	302
Return Yards	154	137
Passing	16-28-0	23-32-3
Punts	3-40.7	3-37.7
Fumbles-Lost	0-0	1-1
Penalties	3-43	6-89

RUSHING

Falcons—Andrews 14 for 64, 1 TD; Cain 17 for 45, 1 TD; Mayberry 7 for 55; Strong 1 for 3; Anderson 2 for -4.
Saints—Strachan 8 for 10; Holmes 4 for 3; Mauti 1 for 2; Rogers 4 for 21.

PASSING

Falcons—Bartkowski 16 of 28 for 202, 4 TD.
Saints—Manning 23 of 32 for 323, 2 TD (3 intercepted).

RECEIVING

Falcons—Francis 5 for 63, 1 TD; Cain 2 for 12; Andrews 2 for 18; Miller 3 for 22, 2 TD; Jenkins 4 for 87, 1 TD.
Saints—Williams 2 for 62; Chandler 8 for 140, 1 TD; Holmes 3 for 13; Harris 1 for 10; Galbreath 4 for 28, 1 TD; Rogers 4 for 33; Hardy 1 for 37.

Redskins 22, Saints 14

Oct. 26 at RFK Stadium (51,375)

Redskins' Mark Moseley kicked five field goals to drop the Saints to 0-8 at the season's halfway point. Saints HB Jimmy Rogers rushed for 114 yards on 15 carries, becoming the only Saints back to rush for more than 100 yards in a single game in 1980.

New Orleans0 7 0 7-14
Washington3 6 10 3-22

SCORING

Wash.—FG Moseley 50
Wash.—FG Moseley 28
Wash.—FG Moseley 35
N.O.—Rogers 10 run (Ricardo kick)
Wash.—FG Moseley 52
Wash.—Thompson 26 pass from Theismann (Moseley kick)
Wash.—FG Moseley 38
N.O.—Childs 2 pass from Manning (Ricardo kick)

TEAM STATISTICS

	New Orleans	Washington
First Downs	23	20
Rushes-Yards	34-220	38-183
Passing Yards	83	185
Return Yards	113	47
Passing	12-24-3	15-29-0
Punts	5-34.4	2-37.0
Fumbles-Lost	1-0	2-1
Penalties	6-45	5-32

RUSHING

Saints—Rogers 15 for 114, 1 TD; Galbreath 11 for 28; Wilson 6 for 34; Manning 2 for 44.
Redskins—Jackson 16 for 87; Harmon 11 for 46; Hammond 5 for 34; Theismann 3 for 4; Hardeman 3 for 12.

PASSING

Saints—Manning 12 of 24 for 124, 1 TD (3 intercepted).
Redskins—Theismann 15 of 29 for 185, 1 TD.

RECEIVING

Saints—Rogers 4 for 48; Harris 1 for 13; Mauti 1 for 10; Childs 3 for 27, 1 TD; Wilson 1 for -1; Galbreath 2 for 27.

Rams 45, Saints 31

Nov. 2 at Anaheim Stadium (59,909)

Archie Manning had another stellar passing day with 263 yards in 24 completions and three touchdowns, but the Rams' Vince Ferragamo bettered it to lead L.A. past the Saints. Ferragamo threw for 270 yards and 5 touchdowns as the Rams built a 31-7 lead at halftime. Rich Mauti, Saint special team hero, was lost for the season with a broken arm suffered on a first-half kickoff return.

New Orleans 0 7 17 7—31
Los Angeles 24 7 7 7—45

SCORING

L.A.—FG Corral 27
L.A.—Waddy 38 pass from Ferragamo (Corral kick)
L.A.—Waddy 9 pass from Ferragamo (Corral kick)
L.A.—Peacock 59 pass from Ferragamo (Corral kick)
L.A.—W. Miller 7 pass from Ferragamo (Corral kick)
N.O.—Rogers 2 pass from Manning (Ricardo kick)
L.A.—Moore 19 pass from Ferragamo (Corral kick)
N.O.—Harris 12 pass from Manning (Ricardo kick)
N.O.—Reese 34 fumble return (Ricardo kick)
N.O.—FG Ricardo 36
L.A.—Guman 3 run (Corral kick)
N.O.—Childs 3 pass from Manning (Ricardo kick)

TEAM STATISTICS

	New Orleans	Los Angeles
First Downs	21	22
Rushes—Yards	18-79	43-225
Passing Yards	243	261
Return Yards	248	111
Passing	24-48-1	15-26-1
Punts	7-40-0	5-43-8
Fumbles—Lost	3-3	3-2
Penalties	7-42	9-48

RUSHING

Saints—Wilson 7 for 28; Rogers 9 for 22; Galbreath 2 for 29.

Rams—Bryant 18 for 88; Peacock 14 for 92; Guman 7 for 41, 1 TD; Tyler 2 for 5; J. Thomas 1 for 0; Ferragamo 1 for -1.

PASSING

Saints—Manning 24 of 48 for 263, 3 TD (1 intercepted).

Rams—Ferragamo 15 of 26 for 270, 5 TD (1 intercepted).

RECEIVING

Saints—Wilson 5 for 42; Rogers 3 for 6, 1 TD; Williams 4 for 59; Galbreath 1 for 15; Childs 2 for 22, 1 TD; Owens 1 for 26; Chandler 5 for 48; Harris 3 for 45, 1 TD.

Rams—Guman 1 for 11; Bryant 3 for 29; Peacock 1 for 59, 1 TD; Waddy 2 for 47, 2 TD; Hicks 1 for 22; Miller 4 for 52, 1 TD; D. Hill 1 for 18; Moore 2 for 32, 1 TD.

Eagles 34, Saints 21

Nov. 9 at Superdome (45,340)

Once again Archie Manning had a spectacular day, but the Philadelphia Eagles, in a hot race for the lead in the NFC East, overtook the Saints just before halftime and stayed in front with a ten-point fourth quarter. Manning suffered a bruised hand and was replaced briefly by backup Bobby Scott after throwing 25 completions for 306 yards and three touchdowns.

Philadelphia 0 17 7 10—34
New Orleans 7 7 7 0—21

SCORING

N.O.—Williams 24 pass from Manning (Ricardo kick)
Phil.—Carmichael 10 pass from Jaworski (Franklin kick)
N.O.—Chandler 17 pass from Manning (Ricardo kick)
Phil.—FG Franklin 32
Phil.—Carmichael 6 pass from Jaworski (Franklin kick)
Phil.—Carmichael 25 pass from Jaworski (Franklin kick)
N.O.—Williams 8 pass from Manning (Ricardo kick)
Phil.—FG Franklin 30
Phil.—Hogan 3 run (Franklin kick)

TEAM STATISTICS

	Philadelphia	New Orleans
First Downs	26	22
Rushes—Yards	32-134	19-84
Passing Yards	320	327
Return Yards	128	162
Passing	21-32-0	28-48-2
Punts	4-44-0	4-44-5
Fumbles—Lost	4-1	3-0
Penalties—Yards	2-22	2-20

RUSHING

Eagles—Giammona 10 for 71; Harris 8 for 24; Jaworski 4 for 9; Campfield 4 for 17; Kreple 1 for 2; Hogan 3 for 7, 1 TD; Harrington 2 for 4.
Saints—Rogers 13 for 49; Wilson 4 for 14; Manning 2 for 21.

PASSING

Eagles—Jaworski 21 of 32 for 323, 3 TD.
Saints—Manning 25 of 40 for 306, 3 TD (1 intercepted); Scott 3 of 8 for 64 (1 intercepted).

RECEIVING

Eagles—Carmichael 5 for 89, 3 TD; C. Smith 9 for 137; Campfield 2 for 15; Kreple 3 for 56; Giammona 2 for 26.
Saints—Chandler 9 for 139, 1 TD; Rogers 3 for 20; Wilson 9 for 45; Williams 3 for 47, 2 TD; Harris 4 for 119.

Falcons 31, Saints 13

Nov. 16 at Atlanta Stadium (53,871)

After posting a slim 10-7 halftime lead, the Atlanta Falcons scored three times in the second half to drop the Saints for their eleventh loss of the year. Manning passed for only 153 yards and one touchdown, and suffered two interceptions. Bobby Scott came in to throw for the final Saints' score in the fourth quarter.

New Orleans 7 0 0 6—13
Atlanta 3 7 7 14—31

SCORING

N.O.—Chandler 26 pass from Manning (Ricardo kick)
Atl.—FG Mazzetti 19
Atl.—Jackson 47 pass from Bartkowski (Mazzetti kick)
Atl.—Bartowski 1 run (Mazzetti kick)
Atl.—Francis 5 pass from Bartkowski (Mazzetti kick)
Atl.—Miller 10 pass from Bartkowski (Mazzetti kick)
N.O.—Galbreath 3 pass from Scott (kick failed)

TEAM STATISTICS

	New Orleans	Atlanta
First Downs	17	22
Rushes—Yards	23-82	45-206
Passing Yards	235	164
Return Yards	126	129
Passing	22-36-2	13-24-0
Punts	7-43-6	7-35-6
Fumbles—Lost	3-1	2-0
Penalties	7-49	5-55

RUSHING

Saints—Rogers 9 for 49; Wilson 11 for 26; Manning 2 for 12; Banks 1 for -5.
Falcons—Andrews 19 for 79; Cain 18 for 93; Bartowski 1 for 1, 1 TD; Francis 1 for 2; James 1 for 13; Anderson 3 for 13; Mayberry 2 for 5.

PASSING

Saints—Manning 12 of 20 for 153, 1 TD (2 intercepted); Scott 10 of 16 for 103, 1 TD.
Falcons—Bartkowski 13 of 24 for 195, 3 TD.

RECEIVING

Saints—Wilson 6 for 60; Chandler 4 for 80, 1 TD; Rogers 5 for 31; Childs 2 for 24; Galbreath 3 for 27, 1 TD; Holmes 1 for 9; Harris 1 for 25.
Falcons—Cain 1 for -2; Jackson 2 for 63, 1 TD; Miller 3 for 49, 1 TD; Andrews 3 for 29; Francis 3 for 39, 1 TD; Jenkins 1 for 17.

Rams 27, Saints 7

Nov. 24 at Superdome (53,448)

Two Preston Dennard touchdown catches, one of 31 yards and one of 16, ignited the Rams, who coasted to a Monday night victory. Archie Manning was the leading rusher for the Saints with 18 yards, as the Rams held the Saints to under 100 yards total offense. New Orleans' only score came on a Bobby Scott to Henry Childs pass late in the game. Dick Nolan was relieved of head coaching duties following the game.

Los Angeles 0 14 3 10—27
New Orleans 0 0 0 7 7

SCORING

L.A.—Dennard 31 pass from Guman (Corral kick)
L.A.—Dennard 16 pass from Ferragamo (Corral kick)
L.A.—FG Corral 23
L.A.—Peacock 1 run (Corral kick)
L.A.—FG Corral 19
N.O.—Childs 15 pass from Scott (Ricardo kick)

TEAM STATISTICS

	Los Angeles	New Orleans
First Downs	21	9
Rushes—Yards	45-215	11-34
Passing Yards	178	62
Return Yards	95	175
Passing	15-26-0	15-35-2
Punts	4-43-3	8-46-8
Fumbles—Lost	1-1	2-1
Penalties—Yards	4-36	5-40

RUSHING

Rams—Tyler 14 for 88; Bryant 7 for 42; Peacock 11 for 29, 1 TD; Guman 5 for 9; Thomas 8 for 47.
Saints—Rogers 5 for 8; Wilson 4 for 8; Manning 2 for 18.

PASSING

Rams—Ferragamo 14 of 24 for 163, 1 TD; Guman 1 of 1 for 31; Cromwell 1 for 0.
Saints—Manning 12 of 26 for 92 (2 intercepted); Scott 3 of 9 for 33, 1 TD.

RECEIVING

Rams—Tyler 1 for 5; Dennard 3 for 55, 2 TD; Guman 1 for 6; Waddy 1 for 44; Bryant 5 for 20; Hicks 2 for 42; Miller 1 for 13; Hill 1 for 9.
Saints—Wilson 5 for 18; Williams 1 for 0; Childs 2 for 16, 1 TD; Banks 1 for 7; Harris 2 for 52; Rogers 2 for 19; Chandler 1 for 11; Holmes 1 for 2.

Vikings 23, Saints 20

Nov. 30 at Superdome (30,936)

After spotting the Vikings 23 points, Archie Manning ignited a charge with three touchdown passes, two to tight end Henry Childs, that fell just short at the final gun. Manning got back in gear, throwing for 248 yards in 19 completions, and the Saints outgained the Vikings 339-268 in total offense. Wes Chandler caught five passes for 75 yards, Childs four for 72 and two scores in Dick Stanfel's first game as head coach.

Minnesota3	13	7	0—23
New Orleans0	0	13	7—20

SCORING

Minn.—FG Danmeier 28
Minn.—White 17 pass from Kramer (kick failed)
Minn.—Brown 1 run (Danmeier kick)
Minn.—Paschal 10 run (Danmeier kick)
N.O.—Childs 9 pass from Manning (kick failed)
N.O.—Wilson 23 pass from Manning (Ricardo kick)
N.O.—Childs 27 pass from Manning (Ricardo kick)

TEAM STATISTICS

	Minnesota	New Orleans
First Downs23	18
Rushes-Yards40-153	21-103
Passing Yards115	236
Return Yards116	98
Passing13-29-2	19-32-2
Punts5-38.4	5-40.8
Fumbles-Lost2-0	1-1
Penalties-Yards2-16	8-76

RUSHING

Vikings—Young 11 for 35; Brown 21 for 95, 1 TD; Paschal 4 for 25, 1 TD; Miller 1 for 4; Kramer 3 for -6.
Saints—Rogers 7 for 25; Wilson 5 for 15; Galbreath 8 for 53; Manning 1 for 10.

PASSING

Vikings—Kramer 13 of 29 for 137, 1 TD (2 intercepted).
Saints—Manning 19 of 31 for 248, 3 TD (2 intercepted); Galbreath 0 of 1 for 0.

RECEIVING

Vikings—Young 5 for 35; S. White 3 for 41, 1 TD; Brown 3 for 33; Rashad 2 for 28.
Saints—Chandler 5 for 75; Harris 3 for 18; Wilson 2 for 30, 1 TD; Childs 4 for 72, 2 TD; Rogers 1 for 11; Galbreath 4 for 42.

49ers 38, Saints 35 (OT)

Dec. 7 at Candlestick Park (37,949)

After leading 35-7 at halftime, the Saints failed to tally in the second half and saw the 49ers score four touchdowns to tie the game at the end of regulation play. Ray Wersching's 36-yard field goal in the first overtime ended it. Archie Manning had his best day as a pro, completing 24 passes for 376 yards and three touchdowns. Henry Childs caught 8 passes for 144 yards, and Tony Galbreath rushed for 86 yards. The Saint offense amassed 519 total offensive yards in a homecoming for new head coach Dick Stanfel, who was denied a win for the second consecutive week at the final gun.

N. Orleans	..14	21	0	0	0—35
San Fran.	...0	7	14	14	3—38

SCORING

N.O.—Harris 33 pass from Manning (Ricardo kick)
N.O.—Childs 21 pass from Manning (Ricardo kick)
N.O.—Holmes 1 run (Ricardo kick)
S.F.—Solomon 57 punt return (Wersching kick)
N.O.—Holmes 1 run (Ricardo kick)
N.O.—Harris 41 pass from Manning (Ricardo kick)
S.F.—Montana 1 run (Wersching kick)
S.F.—Clark 71 pass from Montana (Wersching kick)
S.F.—Solomon 14 pass from Montana (Wersching kick)
S.F.—Elliott 7 run (Wersching kick)
S.F.—FG Wersching 36

TEAM STATISTICS

	New Orleans	San Francisco
First Downs27	24
Rushes-Yards36-143	33-176
Passing Yards376	254
Return Yards158	135
Passing24-39-1	24-36-0
Punts6-39.2	7-39.9
Fumbles-Lost5-2	3-0
Penalties5-45	7-60

RUSHING

Saints—Galbreath 16 for 86; Holmes 11 for 40, 2 TD; Rogers 6 for 11; Manning 2 for 4; Wilson 1 for 2.
49ers—Elliott 20 for 125, 1 TD; Woods 5 for 27; Montana 4 for 13, 1 TD; Cooper 4 for 11.

PASSING

Saints—Manning 24 of 38 for 377, 3 TD (1 intercepted); Holmes 0 of 1 for 0.
49ers—Montana 24 of 36 for 285, 2 TD.

RECEIVING

Saints—Childs 8 for 144, 1 TD; Holmes 5 for 48; Galbreath 5 for 41; Chandler 3 for 57; Harris 2 for 74, 2 TD; Rogers 1 for 13.
49ers—Clark 6 for 155, 1 TD; Solomon 5 for 38, 1 TD; Cooper 5 for 11; Elliott 4 for 43; Woods 3 for 21; Young 1 for 17.

Saints 21, Jets 20

Dec. 14 at Shea Stadium (38,077)

Trailing 20-14 with under nine minutes to play in the game, the Saints drove 73 yards in 10 plays in a snowstorm to earn their first victory of the season. Tony Galbreath plunged into the end zone to offset Richard Todd's 31-yard scramble with 9:39 left to give head coach Dick Stanfel his first victory. Archie Manning completed 20 of 30 passes for 198 yards and a 14-yard touchdown pass to Jack Holmes for the first score of the game. The Saints defense limited Todd to just ten completions for 77 yards, and intercepted two Jet aeriels.

New Orleans7	0	0	14—21
New York Jets0	13	0	7—20

SCORING

N.O.—Holmes 14 pass from Manning (Ricardo kick)
NYJ—Long 1 run (Leahy kick)
NYJ—FG Leahy 26
NYJ—FG Leahy 47
N.O.—Galbreath 1 run (Ricardo kick)
NYJ—Todd 31 run (Leahy kick)
N.O.—Galbreath 1 run (Ricardo kick)

TEAM STATISTICS

	New Orleans	New York Jets
First Downs20	20
Rushes-Yards24-121	43-227
Passing Yards191	64
Return Yards88	119
Passing20-30-0	11-27-2
Punts4-40.3	1-52.0
Fumbles-Lost0-0	1-1
Penalties5-45	3-15

RUSHING

Saints—Rogers 8 for 52; Galbreath 10 for 40, 2 TD; Holmes 5 for 25; Manning 1 for 4.
Jets—Newton 23 for 117; Todd 4 for 53, 1 TD; Dierking 9 for 32; Long 5 for 15, 1 TD; Harper 2 for 10.

PASSING

Saints—Manning 20 of 30 for 198, 1 TD.
Jets—Todd 10 of 26 for 77 (2 intercepted); Ramsey 1 of 1 for 6.

RECEIVING

Saints—Childs 6 for 46; Galbreath 5 for 38; Holmes 4 for 37, 1 TD; Chandler 3 for 64; Rogers 1 for 11; Harris 1 for 2.
Jets—Harper 5 for 34; Newton 4 for 26; Walker 1 for 17; Lewis 1 for 6.

Patriots 38, Saints 27

Dec. 21 at Superdome (38,277)

Wes Chandler caught a 23-yard pass from Archie Manning to take a fourth-quarter 27-24 lead over the Patriots, but the defense yielded two more rushing touchdowns to a New England team which needed a win to remain in playoff contention. Manning capped his best season with 301 yards and one touchdown in 24 completions. Wes Chandler caught 6 passes for 98 yards and a score, and Jack Holmes completed his only pass, a 23-yard touchdown strike to Jimmy Rogers for the first Saints tally.

New England3	14	7	14—38
New Orleans10	3	7	7—27

SCORING

N.O.—Rogers 23 pass from Holmes (Ricardo kick)
N.O.—FG Ricardo 30
N.E.—FG Smith 22
N.E.—Francis 39 pass from Cavanaugh (Smith kick)
N.E.—Johnson 11 pass from Cavanaugh (Smith kick)
N.O.—FG Ricardo 38
N.E.—Johnson 6 pass from Cavanaugh (Smith kick)
N.O.—Wilson 1 run (Ricardo kick)
N.O.—Chandler 23 pass from Manning (Ricardo kick)
N.E.—Calhoun 22 run (Smith kick)
N.E.—Tatupu 4 run (Smith kick)

TEAM STATISTICS

	New England	New Orleans
First Downs27	23
Rushes-Yards38-240	23-89
Passing Yards233	359
Return Yards179	175
Passing16-28-1	26-41-0
Punts3-37.0	4-40.0
Fumbles-Lost0-0	0-0
Penalties-Yards8-95	8-69

RUSHING

Patriots—Ferguson 15 for 82; Calhoun 16 for 113, 1 TD; Cavanaugh 2 for 8; Morgan 1 for 16; Tatupu 4 for 21, 1 TD.
Saints—Rogers 4 for 15; Holmes 6 for 26; Galbreath 6 for 11; Manning 5 for 27; Wilson 1 for 1, 1 TD; Chandler 1 for 9.

PASSING

Patriots—Cavanaugh 16 of 28 for 233, 3 TD (1 intercepted).
Saints—Manning 24 of 39 for 301, 1 TD; Holmes 1 of 1 for 23, 1 TD; Chandler 1 of 1 for 43.

RECEIVING

Patriots—Johnson 4 for 44, 2 TD; Calhoun 1 for 6; Morgan 4 for 63; Jackson 2 for 35; Francis 2 for 54, 1 TD; Ferguson 2 for 23; Tatupu 1 for 8.
Saints—Chandler 6 for 98, 1 TD; Harris 2 for 45; Rogers 3 for 75, 1 TD; Childs 5 for 94; Holmes 3 for 28; Galbreath 7 for 27.

Saints 1980 Statistics

SCORING

	TDR	TDP	TDRt	PAT	FG	S	TP
Ricardo	0	0	0	31-34	10	0	61
Childs	0	6	0	0	0	0	36
Harris	0	6	0	0	0	0	36
Chandler	0	6	0	0	0	0	36
Galbreath	3	2	0	0	0	0	36
Holmes	2	1	0	0	0	0	30
Rogers	1	2	0	0	0	0	18
Williams	0	2	0	0	0	0	12
Wilson	1	1	0	0	0	0	12
Erxleben	0	0	0	2-3	2	0	8
Price	0	0	1	0	0	0	6
Reese	0	0	1	0	0	0	6
Muncie	2	0	0	0	0	0	12
Saints	9	26	2	33-37	12	0	291
Opp. Total	.28	31	1	56-60	23	1	487

RUSHING

	No.	Yds.	Avg.	LG	TD
Rogers	80	366	4.6	24	1
Galbreath	81	308	3.8	26	3
Wilson	63	188	3.0	15	1
Manning	23	166	7.2	24	0
Holmes	38	119	3.1	20	2
Chandler	1	9	9.0	9	0
Banks	1	-5	-5.0	-5	0
Mauti	1	2	2.0	2	0
Strachan	20	41	2.1	10	0
Muncie	40	168	4.2	24	2
Saints	348	1362	3.9	26	9
Opp. Total	630	3106	4.9	69	28

RECEIVING

	No.	Yds.	Avg.	LG	TD
Chandler	65	975	15.0	50	6
Galbreath	57	470	8.2	21	2
Harris	37	470	18.7	46	6
Childs	34	463	13.6	30	6
Wilson	31	241	7.8	42	1
Holmes	29	226	7.8	16	1
Rogers	27	267	9.9	43	2
Williams	26	351	13.5	56	2
Hardy	13	197	15.2	44	0
Owens	1	26	26.0	26	0
Mauti	1	10	10.0	10	0
Others	13	92	7.1	23	0
Saints	334	4010	12.0	56	26
Opp. Total	255	3341	13.1	71	31

PASSING

	Att.	Comp.	Yards	Pct.	Avg/Att	TD	Pct. Td	Int.	Pct. Int.	LG	Lost/Att.	Rating
Manning	509	309	3716	60.7	7.30	23	4.5	20	3.9	56	41-311	81.9
Scott	33	16	200	48.5	6.06	2	6.1	2	6.1	41	4-41	62.7
Benjamin	17	7	28	41.2	1.65	0	0.0	1	5.9	17	0-0	24.3
Others	7	2	66	28.6	9.43	1	14.3	0	0.0	43	1-10	—
Saints	566	334	4010	59.0	7.08	26	4.6	23	4.1	56	46-362	79.0
Opp. Total	445	255	3341	57.3	7.51	31	7.0	12	2.7	71	27-229	93.2

INTERCEPTIONS

	No.	Yds.	Avg.	LG	TD
Myers	5	96	19.2	48	0
Brown	3	31	15.5	29	0
Marshall	2	17	8.5	17	0
Grooms	1	37	37.0	37	0
Mathis	1	15	15.0	15	0
Kovach	1	0	0.0	0	0
Saints	12	196	16.3	48	0
Opp. Total	23	217	9.4	34	0

KICKOFF RETURNS

	No.	Yds.	Avg.	LG	TD
Rogers	41	940	22.9	88	0
Mauti	31	798	25.7	52	0
Wilson	9	159	17.7	27	0
Galbreath	6	86	14.3	20	0
Holloway	1	0	0.0	0	0
Saints	88	1983	22.5	88	0
Opp. Total	58	1159	20.0	62	0

PUNT RETURNS

	No.	FC	Yds.	Avg.	LG	TD
Mauti	11	4	111	10.1	18	0
Chandler	8	6	36	4.5	11	0
Waymer	3	0	29	9.7	14	0
Myers	0	1	0	0.0	0	0
Saints	22	11	176	8.0	18	0
Opp. Total	48	15	490	10.2	62	1

PUNTING

	No.	Yds.	Avg.	TB	In 20	LG	BLK
Erxleben	89	3499	39.3	3	24	47	0
Saints	89	3499	39.3	3	24	47	0
Opp. Total	63	2466	39.1	5	20	57	2

FIELD GOALS

	1-19	20-29	30-39	40-49	50+	Total
Ricardo	0-0	1-2	6-6	3-8	0-1	10-17
Erxleben	0-0	1-1	1-4	0-0	0-0	2-5
Opp. Total	2-2	7-8	11-12	1-3	2-6	23-31

1980 Team Statistics

	SAINTS	OPP.	SAINTS	OPP.
TOTAL FIRST DOWNS	285	360	Attempts/Completions	566-334
Rushing	80	178	Pct. of Completions	59.0
Passing	183	155	Had Intercepted	23
Penalty	22	27	PUNTS/AVERAGE	89-39.3
Third Down: Made/Att.	65-203	95-225	NET PUNTING AVERAGE	33.1
Third Down Efficiency	32.0	42.2	PENALTIES/YARDS	98-837
TOTAL NET YARDS	5010	6218	FUMBLES/BALL LOST	28-13
Avg. Per Game	313.1	388.6	TOUCHDOWNS	37
Total Plays	958	1101	Rushing	9
Avg. Per Play	5.2	5.6	Passing	26
NET YARDS RUSHING	1362	3106	Returns	2
Avg. Per Game	85.1	194.1	TOTAL POINTS	291
Total Rushes	348	630		
NET YARDS PASSING	3648	3112		
Avg. Per Game	228.0	194.5		
Tackled/Yards Lost	46-362	27-229	SAINTS	55 90 71 75 — 291
Gross Yards	4010	3341	Opponents	67 151 108 158 3 487

SCORE BY PERIODS

	1	2	3	4	OT	Total
SAINTS	55	90	71	75	—	291
Opponents	67	151	108	158	3	487



SAINTS LONGEST PLAYS—1980

RUN FROM SCRIMMAGE—26, Tony Galbreath vs. Los Angeles, 11-2
 PASS PLAY—56, Archie Manning to Brooks Williams vs. Atlanta 10-19
 PUNT RETURN—18, Rich Mauti vs. Buffalo 9-21 and Miami 9-28
 KICKOFF RETURN—88, Jimmy Rogers vs. Los Angeles 11-24
 INTERCEPTION RETURN—48, Tommy Myers vs. Miami 9-28
 PUNT—57, Russell Erxleben vs. Buffalo, 9-21
 FIELD GOAL—47, Benny Ricardo vs. Buffalo 9-21

1981 GAME STAFF

Field—Ed Clancy, field announcer; Darlene Bonis, director of cheerleaders; Murphy Campo, PeeWee Spitelera and Paul Ferrara, band director; Larry Dale, trainer of Gumbo; Bob Dennie, Tim Alexander, photographers; Robert Sauerbrei Jr., Benny Recatto, Craig Recatto, assistant entertainment directors; Moise Block, Dan Scott, sideline contacts.

Press Box—Jimmy Young, John Lutz, Joe Englert, Harold Shelley, Mike Hattier, Gayle Letulle, Ray Melan, Bob Ball, Kervin Voisson, statisticians; Bob Remy, statistical consultant; Jerry Romig, public address announcer; Jimmy Byrne, television support; Mickey Crossin, security; Russell Palazzolo, elevator.

Saints 1980 Opponents


(All times local)

ATLANTA FALCONS

National Football Conference Western Division

September 6 at Atlanta Stadium - 1 p.m.
November 1 at Superdome - Noon

I-85 and Suwanee Road, Suwanee, Georgia 30174
President: Rankin Smith, Jr.
Head Coach: Leeman Bennett
Public Relations: Charlie Dayton
Office Phone: 404/588-1111
Home Stadium: Atlanta-Fulton County Capacity: 60,755
Team Colors: Red, Black, White, Silver
Training Camp: Falcons' Facility, Suwanee, Georgia 30174
1980 Record: 12-4, First NFC West
Scoring Leaders: Tim Mazzetti, K, 102
Lynn Cain, RB, 54
Rushing: William Andrews, 265 rushes for 1,308 yards, 4 TD's
Passing: Steve Bartkowski, 257-463-16, 3,544 yards, 31 TD's
Receiving: Alfred Jenkins, WR, 57 catches for 1,025 yards, 6 TD's



BALTIMORE COLTS

American Football Conference Eastern Division

August 8 at Superdome - 7 p.m. (Pre-Season)

P.O. Box 2000 Owning Mills, Maryland 21117
President: Robert Irsay
Head Coach: Mike McCormack
Public Relations: Walter Gutkowski
Office Phone: 301/356-9900
Home Stadium: Memorial Stadium Capacity: 60,020
Training Camp: Goucher College, Towson, Maryland 21204
1980 Record: 7-9, Fourth, AFC East
Scoring Leaders: Steve Mike-Mayer, K, 79
Curtis Dickey, RB, 78
Rushing: Curtis Dickey, 176 rushes for 800 yards, 11 TD's
Passing: Bert Jones, 248-446-21, 3,134 yards, 23 TD's
Receiving: Roger Carr, WR, 61 catches for 924 yards, 5 TD's




CINCINNATI BENGALS

American Football Conference Central Division

October 25 at Superdome - 1 p.m.

200 Riverfront Stadium, Cincinnati, Ohio 45202
President: John Sawyer
Head Coach: Forrest Gregg
Public Relations: Allan Heim
Office Phone: 513/621-3550
Home Stadium: Riverfront Stadium Capacity: 56,200
Team Colors: Orange, Black, White
Training Camp: Wilmington College, Wilmington, Ohio 45177
1980 Record: 6-10, Fourth, AFC Central
Scoring Leaders: Ian Sunter, K, 47
Pete Johnson, RB, 42
Rushing: Pete Johnson, 180 rushes for 747 yards, 6 TD's
Passing: Ken Anderson, 166-275-13, 1,778 yards, 6 TD's
Jack Thompson, 115-234-12, 1,324 yards, 11 TD's
Receiving: Dan Ross, TE, 56 for 724 yards, 4 TD's

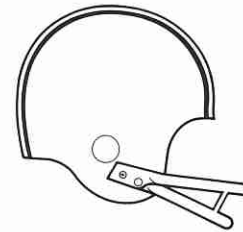


CLEVELAND BROWNS

American Football Conference Central Division

October 18 at Cleveland Stadium - 1 p.m.

Cleveland Stadium, Tower B, Cleveland, Ohio 44114
President: Art Modell
Head Coach: Sam Rutigliano
Public Relations: Nate Wallack
Office Phone: 216/696-5555
Home Stadium: Cleveland Stadium Capacity: 80,385
Team Colors: Seal Brown, Orange, White
Training Camp: Kent State University, Kent, Ohio 44242
1980 Record: 11-5, First, AFC Central
Scoring Leaders: Don Cockroft, K, 87
Calvin Hill, Mike Pruitt, Charles White, RBs, 36
Rushing: Mike Pruitt, 249 rushes for 1,034 yards, 6 TD's
Passing: Brian Sipe, 337-554-14, 4,132 yards, 30 TD's
Receiving: Mike Pruitt, RB 63 catches for 471 yards
Dave Logan, WR, 51 catches for 822 yards, 6 TD's




DETROIT LIONS

National Football Conference Central Division

August 29 at Superdome - 7 p.m. (Pre-Season)

1200 Featherstone Road, Pontiac, Michigan 48057
President: William Clay Ford
Head Coach: Monte Clark
Public Relations: Don Kremer
Office Phone: 313/335-4131
Home Stadium: Pontiac Silverdome Capacity: 80,638
Team Colors: Honolulu Blue, Silver
Training Camp: Oakland University, Rochester, Michigan 48063
1980 Record: 9-7, Second, NFC Central
Scoring Leader: Eddie Murray, K, 116
Billy Sims, RB, 96
Rushing: Billy Sims, 313 rushes for 1,303 yards, 13 TD's
Passing: Gary Danielson, 244-417-11, 3,223 yards, 13 TD's
Receiving: James Scott, WR, 53 catches for 834 yards, 4 TD's



GREEN BAY PACKERS

National Football Conference Central Division

December 13 at Superdome - Noon

1265 Lombardi Avenue, Green Bay, Wisconsin 54303
President: Dominic Olejniczak
Head Coach: Bart Starr
Public Relations: Lee Rummel
Office Phone: 414/494-2351
Home Stadium: Laubeau Field, Green Bay Capacity: 56,267
Milwaukee County Stadium, Milwaukee Capacity: 55,958
Team Colors: Green, Gold
Training Camp: Packers facility, Green Bay, Wisconsin 54115
1980 Record: 5-10-1, Fourth (tie), NFC Central
Scoring Leader: Gerry Ellis, RB, 48
Rushing: Eddie Lee Ivey, 202 rushes for 831 yards, 3 TD's
Passing: Lynn Dickey, 278-478-16, 3,529 yards, 15 TD's
Receiving: James Lofton, WR, 71 catches for 1,226 yards, 4 TD's

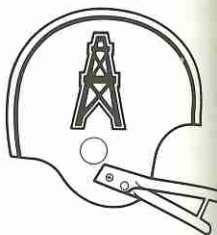


HOUSTON OILERS

American Football Conference Central Division

August 15 at Superdome - 7 p.m. (Pre-Season)
November 22 at Astrodome - Noon

P. O. Box 1516, Houston, Texas 77001
President: K.S. (Bud) Adams, Jr.
Head Coach: Ed Biles
Public Relations: Bob Hyde
Office Phone: 713/797-1272
Home Stadium: Astrodome Capacity: 50,000
Team Colors: Scarlet, Columbia Blue, White
Training Camp: Angelo State University, San Angelo, Texas 76901
1980 Record: 11-5, Second, AFC Central
Scoring Leaders: Toni Fritsch, K, 83
Earl Campbell, RB, 78
Rushing: Earl Campbell, 373 rushes for 1,934 yards, 13 TD's
Passing: Ken Stabler, 293-457-28, 3,202 yards, 13 TD's
Receiving: Mike Barber, TE, 59 catches for 712 yards, 5 TD's
Dave Casper, TE, 56 catches for 796 yards, 4 TD's

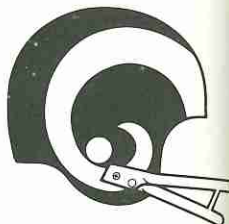


LOS ANGELES RAMS

National Football Conference Western Division

September 13 at Superdome - Noon
November 8 at Anaheim Stadium - 1 p.m.

2327 W. Lincoln Avenue, Anaheim, California 92801
President: Georgia Frontiere
Head Coach: Ray Malavasi
Public Relations: Jerry Wilcox
Office Phone: 714/535-7267
Home Stadium: Anaheim Stadium Capacity: 69,000
Team Colors: Royal Blue, Gold, White
Training Camp: Cal State - Fullerton, Fullerton, California 92364
1980 Record: 11-5, Second, NFC West
Scoring Leaders: Frank Corral, K, 99
Elvis Peacock, RB, 54
Rushing: Cullen Bryant, 183 rushes for 807 yards, 3 TD's
Passing: Vince Ferragamo, 204-404-19, 3,199 yards, 30 TD's
Receiving: Cullen Bryant, RB, 53 catches for 386 yards, 3 TD's
Billy Waddy, WR, 38 catches for 670 yards, 5 TD's

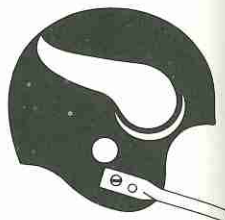


MINNESOTA VIKINGS

National Football Conference Central Division

November 15 at Metropolitan Stadium - Noon

9520 Viking Drive, Eden Prairie, Minnesota 77344
President: Max Winter
Head Coach: Bud Grant
Public Relations: Merrill Swanson
Home Stadium: Metropolitan Stadium Capacity: 48,446
Team Colors: Purple, White, Gold
Training Camp: Mankato State University, Mankato, Minn. 56001
1980 Record: 9-7, First, NFC Central
Scoring Leaders: Rick Danmeier, K, 81
Ted Brown, RB, 60
Rushing: Ted Brown, 219 rushes for 912 yards, 8 TD's
Passing: Tommy Kramer, 299-522-23, 3,582 yards, 19 TD's
Receiving: Ahmad Rashad, WR, 69 catches for 1,095 yards, 5 TD's



NEW YORK GIANTS

National Football Conference Eastern Division

September 20 at Giants Stadium - 4 p.m.

Giants Stadium, East Rutherford, New Jersey 07073
President: Wellington T. Mara
Head Coach: Ray Perkins
Public Relations: Ed Croke
Office Phone: 201/935-8111
Home Stadium: Giants Stadium Capacity: 76,500
Team Colors: Blue, Red, White
Training Camp: Pace University, Pleasantville, New Jersey 10570
1980 Record: 4-12, Fifth, NFC Central
Scoring Leaders: Joe Danelo, K, 75
Earnest Gray, WR, 60
Rushing: Billy Taylor, 147 rushes for 580 yards, 4 TD's
Passing: Phil Simms, 193-402-19, 2321 yards, 15 TD's
Receiving: Earnest Gray, WR, 52 catches for 777 yards, 10 TD's



PHILADELPHIA EAGLES

National Football Conference Eastern Division

August 23 at Syracuse, New York - 1 p.m. (Pre-Season)
October 11 at Superdome - Noon

Veterans Stadium, Broad Street at Patterson,
Philadelphia, Pennsylvania 19148
President: Leonard Tose
Head Coach: Dick Vermeil
Public Relations: Jim Gallagher
Office Phone: 215/463-0341
Home Stadium: Veterans Stadium Capacity: 66,052
Team Colors: Kelly Green, Silver, White
Training Camp: Westchester State College, Westchester, Pa. 19380
1980 Record: 12-4, First, NFC East
Scoring Leaders: Tony Franklin, K, 96
Wilbert Montgomery, RB, 60
Rushing: Wilbert Montgomery, 193 rushes for 778 yards, 8 TD's
Passing: Ron Jaworski, 257-451-12, 3,529 yards, 27 TD's
Receiving: Wilbert Montgomery, RB, 50 catches for 407 yards, 2 TD's
Charles Smith, WR, 47 catches for 825 yards, 3 TD's

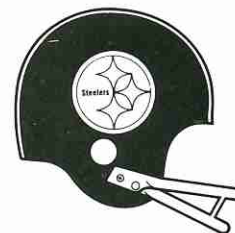


PITTSBURGH STEELERS

American Football Conference Central Division

October 4 at Superdome - 1 p.m.

300 Stadium Circle, Pittsburgh, Pennsylvania 15212
President: Daniel M. Rooney
Head Coach: Chuck Noll
Public Relations: Ed Kiely
Office Phone: 412/323-1200
Home Stadium: Three Rivers Stadium Capacity: 50,350
Team Colors: Black, Gold
Training Camp: St. Vincent College, Latrobe, Pa. 15650
1980 Record: 9-7, Third, AFC Central
Scoring Leaders: Matt Bahr, K, 96
Jim Smith, WR, 54
Rushing: Franco Harris, 208 for 789 yards, 4 TD's
Passing: Terry Bradshaw, 218-424-22, 3,339 yards, 24 TD's
Receiving: Lynn Swann, WR, 44 catches for 710 yards, 7 TD's



ST. LOUIS CARDINALS

National Football Conference Eastern Division

December 6 at Busch Stadium - Noon

200 Stadium Plaza, St. Louis, Missouri 63102
 President: William V. Bidwill
 Head Coach: Jim Hanifan
 Public Relations: Marty Ingel
 Office Phone: 314/421-0777
 Home Stadium: Busch Memorial Stadium Capacity: 51,392
 Team Colors: Cardinal, Red, White, Black
 Training Camp: Lindenwood College, St. Charles, Mo. 63301
 1980 Record: 5-11, Fourth, NFC East
 Scoring Leaders: Ottis Anderson, RB, 54
 Neil O'Donoghue, K, 51
 Rushing: Ottis Anderson, RB, 301 rushes for 1,352 yards, 9 TD's
 Passing: Jim Hart, 228-425-20, 2,946 yards, 6 TD's
 Receiving: Pat Tilley, 68 catches for 966 yards, 6 TD's



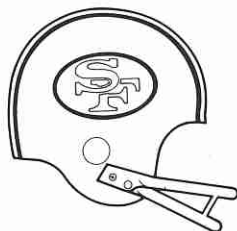
SAN FRANCISCO 49ers

National Football Conference Western Division

September 27 at Candlestick Park - 1 p.m.

December 20 at Superdome - 1 p.m.

711 Nevada Street, Redwood, City, California 94601
 President: Edward J. DeBartolo, Jr.
 Head Coach: Bill Walsh
 Public Relations: George Heddleston
 Office Phone: 415/365-3420
 Home Stadium: Candlestick Park Capacity: 61,246
 Team Colors: Forty-Niner Gold, Scarlet
 Training Camp: Santa Clara University, Santa Clara, Calif. 95063
 1980 Record: 6-10, Third, NFC West
 Scoring Leaders: Ray Wersching, K, 78
 Freddie Solomon, WR, 60
 Rushing: Cecil Cooper, RB, 171 rushes for 720 yards, 5 TD's
 Passing: Steve DeBerg, 186-321-17, 1,998 yards, 12 TD's
 Joe Montana, 176-273-9, 1,795 yards, 9 TD's
 Receiving: Cecil Cooper, RB, 83 catches for 567 yards, 4 TD's
 Dwight Clark, WR, 82 catches for 991 yards, 8 TD's




TAMPA BAY BUCCANEERS

National Football Conference Central Division

November 29 at Superdome - 1 p.m.

One Buccaneer Place, Tampa, Florida 33607
 President: Hugh F. Culverhouse
 Head Coach: John McKay
 Public Relations: Robert Best
 Office Phone: 813/870-2700
 Home Stadium: Tampa Stadium Capacity: 72,112
 Team Colors: Florida Orange, White, Red
 Training Camp: Buccaneers Facility, Tampa, Fla. 33607
 1980 Record: 5-10-1, fourth (tie), NFC Central
 Scoring Leaders: Garo Yepremian, K, 79
 Kevin House, WR, 30
 Gordon Jones, WR, 30
 Rushing: Ricky Bell, RB, 174 rushes for 599 yards, 2 TD's
 Passing: Doug Williams, 254-521-16, 3,396 yards, 20 TD's
 Receiving: Gordon Jones, WR, 48 catches for 669 yards, 5 TD's



Saints Series Records

Date	Saints	Opponents	Place	Attendance
Atlanta Falcons (7-17-0)				
11-26-67	27	24	Home	83,437
12-07-69	17	45	Away	51,021
09-20-70	3	14	Home	77,042
10-25-70	14	32	Away	58,850
10-24-71	6	28	Away	58,850
12-19-71	20	24	Home	75,954
10-15-71	14	21	Home	66,294
11-12-71	20	36	Away	58,850
09-16-73	7	62	Home	66,428
12-16-73	10	14	Away	58,850
09-29-74	14	13	Home	62,273
10-20-74	13	3	Away	58,850
10-05-75	7	14	Away	29,444
11-02-75	23	7	Home	56,614
10-10-76	30	0	Home	51,521
10-31-76	20	23	Away	34,127
11-20-77	21	20	Home	43,135
12-18-77	7	35	Away	36,895
11-12-78	17	20	Home	70,323
11-26-78	17	20	Away	55,121
09-02-79	34	40	Home	70,940
11-25-79	37	6	Away	42,815
10-19-80	14	41	Home	62,651
11-16-80	13	21	Away	53,871
Baltimore Colts (0-3-0)				
12-10-67	10	30	Away	60,238
10-19-69	10	30	Home	80,636
09-30-73	10	14	Away	52,293
Buffalo Bills (1-1-0)				
11-04-73	13	0	Home	74,770
09-21-80	26	35	Home	51,154
Chicago Bears (2-6-0)				
12-01-68	17	23	Home	78,285
12-20-70	3	24	Home	63,518
10-10-71	14	35	Away	55,049
10-07-73	21	16	Home	56,561
10-06-74	10	24	Away	55,753
12-21-75	17	42	Home	33,371
10-02-77	42	24	Away	51,488
09-14-80	3	22	Away	62,523
Cincinnati Bengals (1-2-0)				
11-29-70	6	26	Away	59,342
09-28-75	0	21	Home	52,531
09-24-78	20	18	Away	40,455

Cleveland Browns (0-7-0)

10-01-67	7	42	Home	77,045
09-15-68	10	24	Home	74,215
11-10-68	17	35	Away	71,025
10-12-69	17	27	Home	71,274
12-12-71	17	21	Home	72,794
11-30-75	16	17	Away	44,753
10-08-78	16	24	Home	50,158

Dallas Cowboys (1-8-0)

10-15-67	10	14	Away	52,562
11-12-67	10	27	Home	83,437
11-03-68	3	17	Home	84,728
09-28-69	17	21	Home	79,567
11-09-69	17	33	Away	68,282
10-17-71	24	14	Home	83,088
09-24-73	3	40	Away	52,715
09-19-76	6	24	Home	61,413
11-19-78	7	27	Away	57,920

Denver Broncos (0-3-0)

11-22-70	6	31	Home	66,837
10-13-74	17	33	Away	51,706
11-04-79	3	10	Away	74,482

Detroit Lions (4-4-1)

11-24-68	20	20	Away	46,152
11-08-70	19	17	Home	66,910
11-19-72	14	27	Away	53,752
10-14-73	20	13	Home	57,810
11-03-74	14	19	Away	49,127
11-14-76	17	16	Home	42,048
09-25-77	19	23	Away	51,458
10-21-79	17	7	Home	57,428
10-12-80	13	24	Away	78,147

Green Bay Packers (2-7-0)

11-17-68	7	29	Away	49,644
11-28-71	29	21	Away	48,035
12-17-72	20	30	Home	65,881
12-02-73	10	30	Away	47,890
10-12-75	20	19	Home	51,371
11-07-76	27	32	Away	52,936
09-18-77	20	24	Home	56,250
09-10-78	17	28	Away	54,336
09-09-79	19	28	Away	53,184

Houston Oilers (0-2-1)

10-03-71	13	13	Away	47,966
10-03-76	26	31	Home	51,973
12-10-78	12	17	Home	63,169

Kansas City Chiefs (1-1-0)

09-25-72	17	20	Home	70,793
09-26-76	27	17	Away	53,918

Los Angeles Rams (6-18-0)

09-17-67	13	27	Home	80,879
10-05-69	17	36	Away	54,879
11-01-70	17	30	Home	77,861
12-06-70	16	34	Away	66,410
09-19-71	24	20	Home	70,915
12-05-71	28	45	Away	73,610
09-17-72	14	34	Away	66,303
11-26-72	19	16	Home	64,325
11-11-73	7	29	Away	70,358
11-25-73	13	24	Home	67,192
09-22-74	0	24	Away	64,178
11-17-74	20	7	Home	57,287
10-26-75	14	38	Away	60,771
12-07-75	7	14	Home	39,958
10-24-76	10	16	Home	51,984
11-28-76	14	33	Away	54,906
10-16-77	7	14	Away	46,045
10-30-77	27	26	Home	59,023
10-01-78	20	26	Home	61,654
10-22-78	10	3	Away	47,574
10-07-79	17	35	Home	68,986
12-16-79	29	14	Away	53,879
11-02-80	31	45	Away	59,909
11-24-80	7	27	Home	53,448

Miami Dolphins (0-3-0)

11-15-70	10	21	Away	42,866
11-10-74	0	21	Home	74,289
09-28-80	16	21	Away	40,946

Minnesota Vikings (2-7-0)

10-13-68	20	17	Home	71,105
09-27-70	0	26	Away	47,900
11-21-71	10	23	Home	83,130
11-05-72	6	37	Away	49,784
12-01-74	9	29	Away	48,456
11-09-75	7	20	Home	52,765
09-12-76	9	40	Home	58,156
09-03-78	31	24	Home	54,187
11-30-80	20	23	Home	30,936

New York Giants (4-4-0)

10-08-67	21	27	Away	62,670
10-06-68	21	38	Away	62,967
11-16-69	25	24	Away	62,927
10-04-70	14	10	Home	69,126
10-08-72	14	45	Away	62,507
12-14-75	14	28	Away	40,150
10-29-78	28	17	Home	58,806
09-30-79	24	14	Home	51,543

New York Jets (1-2-0)

12-03-72	17	18	Away	62,496
12-04-77	13	16	Home	40,464
12-14-80	21	20	Away	38,077

New England Patriots (0-3-0)

12-10-75	10	17	Home	64,889
12-05-76	6	27	Away	53,592
12-21-80	27	38	Home	38,277

Oakland Raiders (0-2-1)

11-07-71	21	21	Home	83,102
11-09-75	10	48	Away	51,764
12-03-79	35	42	Home	65,541

Philadelphia Eagles (4-7-0)

11-05-67	31	24	Home	59,596
11-19-67	21	48	Away	60,751
12-08-68	17	29	Away	57,128
10-26-69	10	13	Away	60,658
11-30-69	26	17	Home	72,805
10-29-72	21	3	Home	65,554
10-27-74	14	10	Home	64,257
11-06-77	7	28	Away	53,482
09-17-78	17	24	Home	49,242
09-16-79	14	26	Home	54,212
11-09-80	21	34	Home	45,340

Pittsburgh Steelers (3-3-0)

10-29-67	10	14	Home	68,911
10-20-68	16	12	Away	32,303
12-15-68	24	14	Home	66,131
12-21-69	27	14	Home	72,256
11-25-74	7	28	Home	71,907
11-05-78	14	20	Away	48,525

St. Louis Cardinals (2-6-0)

12-03-67	20	31	Away	41,171
09-29-68	20	21	Home	79,021
10-27-68	17	31	Away	45,478
11-02-69	51	42	Away	46,718
10-11-70	17	24	Away	45,294
12-08-74	14	0	Home	57,152
10-23-77	31	49	Away	48,417
10-05-80	7	40	Home	45,388

San Diego Chargers (0-3-0)

11-18-73	14	17	Away	44,356
10-09-77	0	14	Home	53,942
12-09-79	0	35	Home	61,059

San Francisco 49ers (7-15-2)

10-22-67	13	27	Away	34,285
11-23-69	43	38	Home	71,448
10-18-70	20	20	Away	39,446
12-13-70	27	38	Home	61,940
09-26-71	20	38	Home	81,596
11-14-71	26	20	Away	45,138
10-01-72	2	37	Home	69,840
10-22-72	20	20	Away	59,167
10-21-73	0	40	Away	52,629
12-09-73	16	10	Home	62,490
09-15-74	13	17	Home	65,071
12-15-74	21	35	Away	49,567
10-19-75	21	35	Away	40,990
11-23-75	6	16	Home	40,328
10-17-76	3	33	Away	43,160
12-12-76	7	27	Home	42,536
11-13-77	7	10(OT)	Home	41,564
11-27-77	17	20	Away	33,702
10-15-78	14	7	Away	37,671
12-03-78	24	13	Home	50,068
09-23-79	30	21	Away	39,727
11-11-79	31	20	Home	65,551
09-07-80	23	26	Home	58,621
12-07-80	35	38(OT)	Away	37,949

Seattle Seahawks (1-1-0)

11-21-76	51	27	Away	61,865
11-18-79	24	38	Away	60,055

Tampa Bay Buccaneers (2-1-0)

12-11-77	14	33	Home	40,124
12-17-78	17	10	Away	51,209
10-14-79	42	14	Away	67,640

Washington Redskins (4-6-0)

09-24-67	10	30	Home	74,937
12-17-67	30	14	Away	50,486
09-22-68	37	17	Home	65,941
09-21-69	20	26	Home	73,147
12-14-69	14	17	Away	50,354
10-31-71	14	24	Away	53,041
10-28-73	19	3	Home	66,315
09-21-75	3	41	Away	54,414
10-28-79	14	10	Away	52,133
10-26-80	14	22	Away	51,375

Saints History

1966

- Nov. 1** — National Football League franchise awarded to New Orleans on All Saints Day.
- Dec. 15** — John W. Mecom Jr. becomes majority stockholder-president of NFL's 16th franchise.
- Dec. 22** — Vic Schwenk appointed director of player personnel and becomes first major employee hired by New Orleans franchise.

1967

- Jan. 9** — Name New Orleans' professional football team Saints.
- Jan. 27** — Tom Fears appointed first head coach.
- Feb. 3** — Former Ole Miss and Rams kicker Paige Cothren first player signed.
- Feb. 9** — Saints elect 42 players in NFL expansion draft.
- Mar. 8** — First season ticket drive launched and Saints sell 20,000 first day and 33,400 before first league game.
- Mar. 14** — Saints make fullback Les Kelley of Alabama top choice in common draft.
- July 1** — Seventy-six players (mostly rookies) report for first training camp at California Western University in San Diego.
- July 6** — Former Green Bay fullback great Jim Taylor signs with Saints.
- July 8** — Veterans report to training camp.
- July 25** — Bert Rose appointed executive vice-president and general manager.
- Aug. 2** — Saints lose first pre-season game to Los Angeles, 16-7, before 26,364 at Anaheim, Calif.
- Aug. 12** — Saints score first pre-season victory by beating St. Louis, 23-14, before 25,500 at Shreveport, La.
- Sept. 9** — Saints record first pre-season victory in New Orleans downing Atlanta, 27-14, before 67,486. Victory gave Saints 5-1 pre-season record, best ever for a first-year expansion team.
- Sept. 17** — Saints open season losing to Los Angeles, 27-13, after rookie John Gilliam returned opening kickoff 94 yards for touchdown.
- Nov. 5** — Saints earn first NFL victory beating Philadelphia, 31-24, as Walt Roberts scores three touchdowns at Tulane Stadium.
- Dec. 17** — Saints defeat Washington, 30-14, as rookie Danny Abramowicz scores two touchdowns. Saints wind up with 3-11 record and equal win output for first-year expansion team. Cornerback Dave Whitsett's 10 interceptions tie for best in NFL and earn UPI Comeback Player of Year honors along with second-team All-Pro recognition and invitation to Pro Bowl.

1968

- Mar. 29** — Vic Schwenk replaces Bert Rose as general manager.
- July 7** — Wide receiver Dave Parks signs with Saints after playing out option at San Francisco.

- July 26** — Kevin Hardy, plus No. 1 draft choice of 1969, awarded to 49ers as compensation for Parks.
- Sept. 10** — Jim Taylor announces retirement.
- Nov. 3** — Saints to lose to Dallas, 17-3, before home-record crowd of 84,728 at Tulane Stadium.
- Dec. 15** — Saints defeat Pittsburgh, 24-14, in season's windup to emerge with 4-9-1 record and third-place finish in Century Division. Saints' two-year record of 7-20-1, best ever for an expansion team. Defensive tackle Dave Rowe named to play in Pro Bowl.

1969

- Oct. 5** — Saints' Tom Dempsey kicks 55-yard field goal against Rams at Los Angeles. Kick was NFL's longest that season and one yard short of pro football record.
- Nov. 2** — Saints snap six-game losing streak at St. Louis, 51-42. Game set NFL record of most total touchdowns in one game via passing with Bill Kilmer and Charlie Johnson connecting on six apiece. Five other Saints records set: Most first downs (26), most total offensive yards (508), most passing yards (354), most points (51), and most PATs (6).
- Nov. 16** — Tom Dempsey sets Saints record with 4 field goals against Giants in New York, scoring fourth with 11 seconds left to pull out 25-24 victory. Win began three-game Saints' victory streak as New Orleans also downed San Francisco, 43-38 and Philadelphia, 26-17.
- Dec. 21** — Saints close third season with 27-24 victory over Pittsburgh to bring record to 5-9. Dan Abramowicz wins NFL receiving championship with 73 catches for 1,015 yards and 7 TDs and All-NFL honors. Saints continue to hold NFL expansion team winning record with three-year report of 12-29-1. Defensive end Doug Atkins retires after 17-year NFL career, wins second team All-Pro honors. Tom Dempsey, Jake Kupp, Tony Baker and Andy Livingston tapped for Pro Bowl with entire Saints coaching staff.

1970

- Jan. 16** — In realignment of National Conference, Saints form Western Division with Los Angeles, San Francisco and Atlanta.
- Nov. 3** — J. D. Roberts replaces Tom Fears and becomes the second head coach in Saints' history.
- Nov. 8** — Tom Dempsey kicks 63-yard field goal—longest in NFL history—on final play to defeat Detroit, 19-17.

1971

- Jan. 28** — Saints draft quarterback Archie Manning of Ole Miss in first round after trading quarterback Bill Kilmer to Washington for linebacker Tom Roussel plus 4th and 8th picks in 1972 draft.
- Aug. 11** — Louisiana Superdome construction begins.
- Sept. 19** — Saints upset Rams in season's opener in New Orleans, 24-20.

- Rookie Archie Manning makes first regular-season start and runs for one-yard touchdown on final play after hitting 16 of 29 passes for 218 yards and another touchdown.
- Oct. 17** — Archie Manning rushes for two touchdowns as Saints defeat Cowboys, 24-14, before 83,088 at New Orleans. Cowboys went on to win Super Bowl.

1972

- Jan. 7** — Richard F. Gordon Jr. retires from U.S. Naval aerospace program and is appointed executive vice-president of Saints.

1973

- Jan. 29** — Saints trade No. 1 draft choice to Baltimore for defensive end Billy Newsome and 4th-round draft choice (linebacker Jim Merlo).
- Aug. 26** — John North replaces J. D. Roberts and becomes Saints' third head coach.
- Nov. 4** — Saints score first shutout ever by blanking Buffalo, 13-0, in New Orleans, Saints hold O. J. Simpson to 79 yards on 20 rushes as he headed to 2,003-yard season.
- Dec. 16** — Saints finish 5-9, again tying best season ever for club.

1974

- Dec. 14** — Saints again finish 5-9, tying best mark in the history.

1975

- Aug. 3** — Louisiana Superdome is dedicated.
- Aug. 9** — Saints play Houston before 72,434 in first football game at Superdome. Saints lose, 13-7.
- Sept. 28** — Saints lose to Cincinnati, 21-0, before 52,531 in first National Football League game at Superdome.
- Nov. 2** — Saints beat Atlanta, 23-7, in Ernie Hefferie's first game.

1976

- Jan. 20** — Saints hire Hank Stram as fourth head coach in club's history.
- Nov. 21** — Saints beat Seahawks at Seattle, 51-27, to tie club record for most points scored in one game.

1977

- Oct. 30** — Saints upset Los Angeles, 27-26, at Superdome on faked field goal pass from Tom Blanchard to Elois Grooms.

- Dec. 18** — Saints season rushing and touchdown records fall to Chuck Muncie with 811 yards and Henry Childs with nine touchdowns.

1978

- Jan. 31** — Saints acquire all-pro guard Conrad Dobler and wide receiver Ike Harris from St. Louis in trade for Bob Pollard and Terry Stieve.
- Feb. 6** — Dick Nolan is appointed head coach to replace Hank Stram. In other key front office moves, Eddie Jones is named executive vice president and Harry Hulmes vice president of player personnel.
- June 11** — Archie Manning wins Byron (Whizzer) White Award of NFL players for contributions to his team, community and country.
- Oct. 22** — Saints upset Rams, 10-3, for first ever win at Los Angeles Coliseum.
- Dec. 3** — Saints beat 49ers, 24-13, at Superdome to become first New Orleans team to win six games.
- Dec. 17** — Saints end season with 7-9 record after win at Tampa Bay, 17-10. Quarterback Archie Manning named Player of Year and MVP in National Conference and selected to play in Pro Bowl Game.

1979

- June 5** — Saints move administrative office from Lee Circle to Superdome.
- Octo. 14** — Saints score 42 points in second half for club record in 42-14 win at Tampa Bay. Scores came on six successive possessions in offensive masterpiece.
- Oct. 28** — Saints tie club record of three consecutive wins and move into undisputed first place in National Conference with 14-10 win at Washington. Saints stopped Redskins 18 times with goal to go and 7 times within 2 yard line in defensive masterpiece.
- Dec. 3** — Chuck Muncie rushes for 128 yards to become first Saint to surpass 1,000-yard milestone en route to 1,198-yard season. Saints, alas, saw 35-14 lead disappear in 42-35 loss to Oakland in Monday night TV game at Superdome.
- Dec. 16** — Saints end most successful eight-win season by beating Super Bowl-bound Rams, 29-14, in last game for Rams at Coliseum. Ironically, Rams beat Saints in their first game at Tulane Stadium.
- Dec. 20** — Steve Rosenbloom is introduced as new executive vice-president and general manager of Saints at Superdome news conference.

1980

- Jan. 27** — Chuck Muncie is selected MVP as National Conference

scores 37-27 win in Pro Bowl at Hawaii. Saints also represented well by Archie Manning, Tommy Myers, Wes Chandler and Henry Childs.

- Nov. 25** — Dick Stanfel replaces Dick Nolan as head coach for remaining four games of season.
- Dec. 14** — Saints defeat New York Jets, 21-20, at Shea Stadium for New Orleans' only victory of the season.

1981

- Jan. 20** — General manager Steve Rosenbloom and vice president of player personnel Dick Steinberg resign.
- Jan. 22** — O. A. (Bum) Phillips is announced as new head coach.
- Jan. 26** — Assistant to the president Fred Williams is appointed Saints chief administrator.
- April 28** — Saints select running back George Rogers, 1980 Heisman Trophy winner, with first overall choice in NFL draft. Rogers is one of 17 selections by Saints.



SAINTS 1980 MVP'S SELECTED BY SAINTS PLAYERS (from left): quarterback Archie Manning, offense and team; free safety Tommy Myers, defense; running back Jimmy Rogers, special teams. At far left is Touchdown Club president Joe Gemelli.

Saints All-Time Results

*HOME GAME

1967 (3-11)		Saints	Opp.	1971 (4-8-2)		Saints	Opp.
*Los Angeles (80,879)	13	27	Miami (42,866)	10	21		
*Washington (74,937)	10	30	*Denver (66,837)	6	31		
*Cleveland (77,045)	7	42	Cincinnati (59,342)	6	26		
New York (62,670)	21	27	Los Angeles (66,410)	16	34		
Dallas (52,562)	10	14	*San Francisco (61,940)	27	38		
San Francisco (34,285)	13	27	*Chicago (63,518)	3	24		
*Pittsburgh (68,911)	10	14		172	347		
*Philadelphia (59,596)	31	24					
*Dallas (83,437)	10	27					
Philadelphia (60,751)	21	48					
*Atlanta (83,437)	27	24					
St. Louis (41,171)	20	31					
Baltimore (60,238)	10	30					
Washington (50,486)	30	14					
	233	379					
1968 (4-9-1)		Saints	Opp.	1972 (2-11-1)		Saints	Opp.
*Cleveland (74,215)	10	24	Los Angeles (66,303)	14	34		
*Washington (65,941)	37	17	*Kansas City (70,793)	17	20		
*St. Louis (79,021)	20	21	*San Francisco (69,840)	2	37		
New York (62,967)	21	38	New York Giants (62,507)	14	45		
*Minnesota (71,105)	21	17	*Atlanta (66,294)	14	21		
Pittsburgh (32,303)	16	12	San Francisco (59,167)	20	20		
St. Louis (45,478)	17	31	*Philadelphia (65,554)	21	3		
*Dallas (84,728)	3	17	Minnesota (49,784)	6	37		
Cleveland (71,025)	17	35	Atlanta (58,850)	20	36		
Green Bay (Mil. 49,644)	7	29	Detroit (53,752)	14	27		
Detroit (46,152)	20	20	*Los Angeles (64,325)	19	16		
*Chicago (78,285)	17	23	New York Jets (62,496)	17	18		
Philadelphia (57,128)	17	29	*New England (64,889)	10	17		
*Pittsburgh (66,131)	24	14	*Green Bay (65,881)	20	30		
	246	327		208	361		
1969 (5-9)		Saints	Opp.	1973 (5-9)		Saints	Opp.
*Washington (73,147)	20	26	*Atlanta (66,428)	7	62		
*Dallas (79,567)	17	21	Dallas (52,715)	3	40		
Los Angeles (54,879)	17	36	Baltimore (52,293)	10	14		
*Cleveland (71,274)	17	27	*Chicago (56,561)	21	16		
*Baltimore (80,636)	10	30	*Detroit (57,810)	20	13		
Philadelphia (60,658)	10	13	San Francisco (52,629)	0	40		
St. Louis (46,718)	51	42	*Washington (66,315)	19	3		
Dallas (68,282)	17	33	*Buffalo (74,770)	13	0		
New York (62,927)	25	24	Los Angeles (70,358)	7	29		
*San Francisco (71,448)	43	38	San Diego (44,356)	14	17		
*Philadelphia (72,805)	26	17	*Los Angeles (67,192)	13	24		
Atlanta (57,021)	17	45	Green Bay (Mil. 47,890)	10	30		
Washington (50,354)	14	17	*San Francisco (62,490)	16	10		
*Pittsburgh (72,256)	27	24	Atlanta (58,850)	10	14		
	311	393		163	312		
1970 (2-11-1)		Saints	Opp.				
*Atlanta (77,042)	3	14					
Minnesota (47,900)	0	26					
*New York Giants (69,126)	14	10					
St. Louis (45,294)	17	24					
San Francisco (39,446)	20	20					
Atlanta (58,850)	14	32					
*Los Angeles (77,861)	17	30					
*Detroit (66,910)	19	17					

Saints Preseason Results

1974 (5-9)		Saints	Opp.	*Atlanta (43,135)		21	20
*San Francisco (65,071)		13	17	San Francisco (33,702)		17	20
Los Angeles (64,178)		0	24	*New York Jets (40,464)		13	16
*Atlanta (62,273)		14	13	*Tampa Bay (40,124)		14	33
Chicago (55,753)		10	24	Atlanta (36,895)		7	35
Denver (51,706)		17	33			232	336
Atlanta (58,850)		13	3	1978 (7-9)		Saints	Opp.
*Philadelphia (64,257)		14	10	*Minnesota (54,187)		31	24
Detroit (49,127)		14	19	Green Bay (Mil. 54,336)		17	28
*Miami (74,289)		0	21	*Philadelphia (49,242)		17	24
*Los Angeles (57,287)		20	7	Cincinnati (40,455)		20	18
*Pittsburgh (71,907)		7	28	*Los Angeles (61,654)		20	26
Minnesota (48,456)		9	29	*Cleveland (50,158)		16	24
*St. Louis (57,152)		14	0	San Francisco (37,671)		14	7
San Francisco (49,567)		21	35	Los Angeles (47,574)		10	3
		166	263	*New York Giants (58,806)		28	17
1975 (2-12)		Saints	Opp.	Pittsburgh (48,525)		14	20
Washington (54,414)		3	41	*Atlanta (70,323)		17	20
*Cincinnati (52,531)		0	21	Dallas (57,920)		7	27
Atlanta (29,444)		7	14	Atlanta (55,121)		17	20
*Green Bay (51,371)		20	19	*San Francisco (50,068)		24	13
San Francisco (40,990)		21	35	*Houston (63,169)		12	17
Los Angeles (60,771)		14	38	Tampa Bay (51,209)		17	10
*Atlanta (56,614)		23	7			281	298
Oakland (51,764)		10	48	1979 (8-8)		Saints	Opp.
*Minnesota (52,765)		7	20	*Atlanta (70,940)		34(OT)	40
San Francisco (40,328)		6	16	Green Bay (53,184)		19	28
Cleveland (44,753)		16	17	*Philadelphia (54,212)		14	26
*Los Angeles (39,958)		7	17	San Francisco (39,727)		30	21
*New York Giants (40,150)		14	28	*New York Giants (51,543)		24	14
*Chicago (33,371)		17	42	*Los Angeles (68,986)		17	35
		165	320	Tampa Bay (67,640)		42	14
1976 (4-10)		Saints	Opp.	*Detroit (57,428)		17	7
*Minnesota (58,156)		9	40	Washington (52,133)		14	10
*Dallas (61,413)		6	24	Denver (74,482)		3	10
Kansas City (53,918)		27	17	*San Francisco (65,551)		31	20
*Houston (51,973)		26	31	Seattle (60,055)		24	38
*Atlanta (51,521)		30	0	Atlanta (42,815)		37	6
San Francisco (43,160)		3	33	*Oakland (65,541)		35	42
*Los Angeles (51,984)		10	16	*San Diego (61,059)		0	35
Atlanta (34,127)		20	23	Los Angeles (53,879)		29	14
Green Bay (52,936)		27	32			370	360
*Detroit (42,048)		17	16	1980 (1-15)		Saints	Opp.
Seattle (61,865)		51	27	*San Francisco (58,621)		23	26
Los Angeles (54,906)		14	33	Chicago (62,523)		3	22
New England (53,592)		6	27	*Buffalo (51,154)		26	35
*San Francisco (42,536)		7	27	Miami (40,946)		16	21
		253	346	*St. Louis (45,388)		7	40
1977 (3-11)		Saints	Opp.	*Atlanta (62,651)		14	41
*Green Bay (56,548)		20	24	Washington (51,375)		14	22
Detroit (51,548)		19	23	Los Angeles (59,909)		31	45
Chicago (51,488)		42	24	*Philadelphia (45,340)		21	34
*San Diego (53,942)		0	14	Atlanta (53,871)		13	31
Los Angeles (46,045)		7	14	*Los Angeles (53,488)		7	27
St. Louis (48,417)		31	49	*Minnesota (30,936)		20	23
*Los Angeles (59,023)		27	26	San Francisco (37,949)		35(OT)	38
Philadelphia (53,482)		7	28	New York Jets (38,077)		21	20
*San Francisco (41,564)		7(OT)	10	*New England (38,277)		27	38
						291	487

1967 (5-1)		Saints	Opp.	N.Y. Jets (67,434) at New Orleans		17	28
Los Angeles (23,364) at Anaheim		7	16	Houston (62,339) at New Orleans		16	10
St. Louis (25,500) at Shreveport		23	24	1974 (3-3)		Saints	Opp.
Pittsburgh (35,000) at Baton Rouge		20	17	Pittsburgh (45,339) at New Orleans		7	26
San Francisco (23,348) at Portland		24	10	Miami (41,524) at Miami		20	45
Miami (11,214) at Charleston, S.C.		20	17	New England (20,546) at Foxboro		3	7
Atlanta (67,486) at New Orleans		27	14	Dallas (56,563) at New Orleans		16	7
				N.Y. Jets (59,829) at New Orleans		24	7
				Houston (35,103) at Houston		24	16
1968 (2-4)		Saints	Opp.	1975 (2-4)		Saints	Opp.
Los Angeles (29,505) at Anaheim		7	21	Houston (72,434) at New Orleans		7	13
Boston (57,152) at New Orleans		19	0	Denver (40,089) at New Orleans		24	21
Houston (42,734) at Houston		23	24	Miami (61,253) at New Orleans		10	20
Cleveland (70,045) at New Orleans		40	27	Baltimore (60,643) at New Orleans		27	3
Atlanta (49,832) at Atlanta		10	16	Pittsburgh (47,341) at Pittsburgh		13	24
Minnesota (23,000) at Shreveport		17	20	Cincinnati (48,453) at Cincinnati		0	20
1969 (2-4)		Saints	Opp.	1976 (4-2)		Saints	Opp.
San Diego (31,683) at San Diego		7	10	Pittsburgh (56,039) at New Orleans		14	24
Denver (28,356) at Denver		28	22	Houston (38,675) at Houston		13	10
Pittsburgh (40,000) at Baton Rouge		24	34	Buffalo (36,110) at Buffalo		21	14
Atlanta (69,898) at New Orleans		21	17	Baltimore (38,879) at Baltimore		26(OT)	20
Houston (76,937) at New Orleans		14	30	Cincinnati (60,044) at New Orleans		13	10
Detroit (30,312) at Detroit		7	42	Miami (63,383) at New Orleans		7	20
1970 (4-2)		Saints	Opp.	1977 (5-1)		Saints	Opp.
Minnesota (17,932) at Canton		14	13	Chicago (55,163) at Chicago		20	14
Houston (46,223) at Houston		19	10	N.Y. Giants (49,900) at New Orleans		23	7
Detroit (76,778) at New Orleans		17	31	Buffalo (66,282) at New Orleans		20	17
Boston (32,000) at Jackson, Miss.		26	20	N.Y. Jets (49,455) at New Orleans		14	20
N.Y. Jets (78,581) at New Orleans		14	27	Miami (39,970) at Miami		17	10
San Diego (63,904) at New Orleans		20	14	Houston (46,964) at New Orleans		20	16
1971 (0-6)		Saints	Opp.	1978 (2-2)		Saints	Opp.
Buffalo (35,758) at Buffalo		10	14	Philadelphia (30,000) at Mexico City		14	7
Dallas (73,560) at Dallas		21	36	Miami (54,105) at New Orleans		17	31
Kansas City (70,459) at New Orleans		7	27	Tampa Bay (46,282) at New Orleans		3	14
San Diego (35,405) at San Diego		7	22	Houston (49,554) at Houston		17	3
Philadelphia (60,487) at New Orleans		0	34	1979 (1-3)		Saints	Opp.
Houston (60,971) at New Orleans		17	24	Miami (44,708) at Miami		7	14
1972 (1-4-1)		Saints	Opp.	Chicago (45,085) at New Orleans		6	13
Philadelphia (53,372) at Philadelphia		13	10	Tampa Bay (49,042) at Tampa		7	14
Buffalo (66,782) at New Orleans		21	24	Houston (54,469) at New Orleans		10	7
Dallas (81,070) at New Orleans		14	16	1980 (1-3)*		Saints	Opp.
Pittsburgh (43,302) at Memphis		7	56	St. Louis (57,923) at New Orleans		17	13
Houston (44,571) at Houston		14	14	Houston (43,376) at Houston		17	20
1973 (1-5)		Saints	Opp.	Detroit (49,631) at Detroit		17	40
Kansas City (67,216) at Kansas City		6	12	Miami (50,635) at New Orleans		0	20
Miami (80,050) at Miami		13	14				
Dallas (61,022) at Dallas		14	24				
N. England (64,131) at New Orleans		6	31				

Saints Standings

1967 (Capitol Division, 4th place)					1974 (Western Division, 3rd place)				
	W	L	T	Pct.		W	L	T	Pct.
Dallas	9	5	0	.643	Los Angeles	10	4	0	.714
Philadelphia	6	7	1	.462	San Francisco	6	8	0	.429
Washington	5	6	3	.455	New Orleans	5	9	0	.357
New Orleans	3	11	0	.214	Atlanta	3	11	0	.214

1968 (Century Division, 3rd place)					1975 (Western Division, 4th place)				
	W	L	T	Pct.		W	L	T	Pct.
Cleveland	10	4	0	.714	Los Angeles	12	2	0	.857
St. Louis	9	4	1	.692	San Francisco	5	9	0	.357
New Orleans	4	9	1	.308	Atlanta	4	10	0	.286
Pittsburgh	2	11	1	.154	New Orleans	2	12	0	.143

1969 (Capitol Division, 3rd place)					1976 (Western Division, 3rd place)				
	W	L	T	Pct.		W	L	T	Pct.
Dallas	11	2	1	.846	Los Angeles	10	3	1	.750
Washington	7	5	2	.583	San Francisco	8	6	0	.571
New Orleans	5	9	0	.357	New Orleans	4	10	0	.286
Philadelphia	4	9	1	.308	Atlanta	4	10	0	.286
					Seattle	2	12	0	.143

1970 (Western Division, 4th place)					1977 (Western Division, 4th place)				
	W	L	T	Pct.		W	L	T	Pct.
San Francisco	10	3	1	.769	Los Angeles	10	4	0	.714
Los Angeles	9	4	1	.692	Atlanta	7	7	0	.500
Atlanta	4	8	2	.333	San Francisco	5	9	0	.357
New Orleans	2	11	1	.154	New Orleans	3	11	0	.214

1971 (Western Division, 4th place)					1978 (Western Division, 3rd place)				
	W	L	T	Pct.		W	L	T	Pct.
San Francisco	9	5	0	.643	Los Angeles	12	4	0	.750
Los Angeles	8	5	1	.615	Atlanta	9	7	0	.563
Atlanta	7	6	1	.538	New Orleans	7	9	0	.438
New Orleans	4	8	2	.333	San Francisco	2	14	0	.125

1972 (Western Division, 4th place)					1979 (Western Division, 2nd place)				
	W	L	T	Pct.		W	L	T	Pct.
San Francisco	8	5	1	.615	Los Angeles	9	7	0	.563
Atlanta	7	7	0	.500	New Orleans	8	8	0	.500
Los Angeles	6	7	1	.464	Atlanta	6	10	0	.375
New Orleans	2	11	1	.154	San Francisco	2	14	0	.125

1973 (Western Division, 3rd place)					1980 (Western Division, 4th place)				
	W	L	T	Pct.		W	L	T	Pct.
Los Angeles	12	2	0	.857	Atlanta	12	4	0	.750
Atlanta	9	5	0	.643	Los Angeles	11	5	0	.687
New Orleans	5	9	0	.357	San Francisco	6	10	0	.375
San Francisco	5	9	0	.357	New Orleans	1	15	0	.062

Saints Draft Choices

1967

- traded to Baltimore
- Leslie Kelley, fb Alabama
- James (Bo) Burris, s Houston
- John Gilliam, rb South Carolina State
- David Rowe, de Penn State
- traded to Baltimore
- Del Williams, g Florida State
- Ben Hart, wr Oklahoma
- Ron Widby, p Tennessee
- Bill Carr, c Florida
- Tom Stangle, t Dayton
- Don McCall, rb Southern California
- John Douglas, cb Texas Southern
- John Harvey, g Kansas
- Charles (Bo) Wood, lb North Carolina
- Gary Hertzog, g Willamette
- Bob McKelvey, lb Northwestern
- Sam Harris, te Colorado
- Barry Siler, lb Albion
- Tim Lavens, te Idaho
- Eugene Ross, cb Oklahoma
- Charles Brown, rb Missouri
- Roosevelt Robertson, te N. Carolina College
- Jim Benson, g Florida
- Bernard Corbin, cb Alabama A&M
- Ronnie Pack, g Texas Tech
- John Robinson, wr Tennessee A&I
- Bill Stetz, lb Boston College
- Gary Grossnickle, s Missouri
- Jim Hester, te North Dakota
- George Stetter, cb Virginia
- John Snow, dt Wake Forest
- Darrell Johnson, r Lamar Tech
- Marcus Rhoden, wr Mississippi State
- Bruce Cortez, cb Parsons College
- Dan Abramowicz, wr Xavier (Ohio)
- Billy Bob Stewart, lb SMU
(choice acquired from Baltimore)
- Jim Walker, s Providence

1968

- traded to Green Bay
- Kevin Hardy, de Notre Dame
(choice acquired from Minnesota)
- choice to Los Angeles for joining scouting combine
- Dave Szmakowski, wr West Texas State
- Willie Crittendon, dt Tulsa
- Dan Sartin, g Mississippi
(choice acquired from Dallas)
- Ronnie Lee South, qb Arkansas
- trade to San Francisco
- Ray Phillips, g Michigan
(choice acquired from Detroit)
- Eugene Howard, cb Langston
- Dick Swatland, g Notre Dame

- Joe Blake, g Tulsa
- Doug Robinson, s Iowa State
- Bennie Blocker, rb South Carolina State
- John Beck, cb San Diego State
- Kayo Trepanier, t Montana State
- Herbert Covington, rb Memphis State
- Wilmer Cooks, rb Colorado
- Elie Ghattas, g Ball State
- Jim Ferguson, lb Southern California

1969

- traded to San Francisco
- John Shinnars, g Xavier (Ohio)
(choice acquired from Minnesota)
- traded to Baltimore
- Richard Neal, de Southern
(choice acquired from St. Louis)
- traded to Detroit
- Dennis Hale, s Minnesota
- Bob Hudspeth, t Southern Illinois
(choice acquired from Dallas)
- Tony Kyaskyis Syracuse
- Keith Christensen, t Kansas
(choice acquired from New York Giants)
- Bob Miller, te Southern California
- traded to Baltimore
- Jim Lawrence, wr Southern California
- Joe Owens, lb Alcorn A&M
- McKinley Reynolds, rb Hawaii
- Tommy Morel, wr LSU
- Tom Broadhead, rb Santa Barbara State
- Joe Robillard, cb Linfield (Oregon)
- Gary Loyd, p California Lutheran
- Bill Waller, wr Xavier (Ohio)
- Edd Hargett, qb Texas A&M
- Chico Kurzawski, s Northwestern

1970

- Ken Burrough, wr Texas Southern
- traded to Cleveland
- Clovis Swinney, de Arkansas State
- Delles Howell, cb Grambling
- Glenn Cannon, s Mississippi
(choice acquired from Chicago)
- traded to Washington
- Steve Ramsey, qb North Texas State
(choice acquired from Los Angeles)
- Mel Easley, cb Oregon State
- Lon Woodard, de San Diego State
- Lawrence Estes, de Alcorn A&M
- Jim Otis, rb Ohio State
- Jim Brumfield, rb Indiana State
- Gary Klahr, lb Arizona
- Willie Davenport, cb Southern
selection declared ineligible
- Doug Sutherland, de Superior (Wisconsin)
- Jim Vest, de Washington State
- Cliff Gasper, dt Grambling
- Doug Wyatt, s Tulsa

1971

1. Archie Manning, qb Mississippi
2. traded to Chicago
- 2a. Sam Holden, t Grambling
(choice acquired from Houston)
3. Bivian Lee, cb Prairie View
traded to Dallas
4. Carlos Bell, te Houston
- 4b. Wimpy Winther, c Mississippi
(choice acquired from Washington)
- 4c. D'artagnan Martin, cb Kentucky State
(choice acquired from San Diego)
- 4d. Don Morrison, t Texas Arlington
(choice acquired from Los Angeles)
5. traded to Pittsburgh
6. Don Morrhead, rb Michigan
7. Larry Di Nardo, g Notre Dame
- 7a. Bob Newland, wr Oregon
(choice acquired from Kansas City)
8. traded to Pittsburgh
- 8a. James Elder, cb Southern
(choice acquired from Washington)
- 8b. Bob Gresham, rb West Virginia
(choice acquired from Oakland)
9. Tom Williams, s Willamette
10. Rocky Pamplin, rb Hawaii
11. Bob Pollard, de Weber State
12. Ron Gathright, cb Morehead State
13. Don Burchfield, te Ball State
14. Bobby Scott, qb Tennessee
15. Bart Graves, de Tulane
16. Craig Robinson, t Houston
17. Hermann Eban, wr Oklahoma State

1972

1. Royce Smith, g Georgia
2. traded to Oakland
- 2a. Willie Hall, lb Southern California
(choice acquired from Houston)
3. Bob Kuziel, c Pittsburgh
- 3a. Tom Myers, s Syracuse
(choice acquired from Oakland)
4. Mike Crangle, de Tennessee-Martin
- 4a. Joe Federspiel, lb Kentucky
(choice acquired from Philadelphia)
- 4b. Mike Coleman, de Knoxville College
(choice acquired from Kansas City)
5. Bill Butler, rb Kansas State
(choice acquired from Green Bay)
- 5a. Carl Johnson, t Nebraska
- 5b. Bo Davies, s South Carolina
(choice acquired from Baltimore)
6. Wayne Dorton, g Arkansas State
- 6a. Curt Watson, rb Tennessee
(choice acquired from Oakland)
7. Ernie Jackson, cb Duke
8. Ron Vinson, wr Abilene Christian
9. Kent Branstetter, dt Houston
10. Andy Kupp, g Idaho
11. Paul Dongieux, lb Mississippi
12. Steve Lockhart, te Arkansas State
13. Cephus Weatherspoon, wr Ft. Lewis College
14. Steve Barrios, wr Tulane

15. Rusty Lachaussee, qb Tulane
16. Joe Balthrop, g Tennessee
17. Dick Graham, wr Oklahoma State

1973

1. traded to Baltimore
2. Derland Moore, de Oklahoma
- 2a. Steve Baumgartner, de Purdue
(choice acquired from New York Jets)
3. traded to Washington
- 3a. Pete Van Valkenburg, rb Brigham Young
(choice acquired from New York Jets)
4. traded to Detroit
- 4a. Jim Merlo, lb Stanford
(choice acquired from Baltimore)
5. traded to Denver
6. traded to Washington
- 6a. Marty Shufford, rb Arizona
7. Billy Cahill, s Washington
8. Bob Peterson, g Utah
- 8a. Doug Winslow, wr Drake
(choice acquired from Washington)
9. Mike Fink, cb Missouri
10. Jeff Horsley, rb North Carolina Central
11. James Owens, rb Auburn
12. Paul Orndorff, te Tampa
13. Richard Watkins, dt Weber State
14. Paul Fersen, t Georgia
15. Mike Evenson, c North Dakota State
16. Howard Stevens, rb Louisville
17. Bobby Garner, te Winston-Salem

1974

1. Rick Middleton, lb Ohio State
(swapped #1 choices from Detroit)
2. Paul Seal, te Michigan
3. traded to Cincinnati
4. traded to Minnesota
- 4a. Rod McNeill, rb Southern California
traded to Cincinnati
- 5a. Joel Parker, wr Florida
(choice acquired from San Francisco)
- 5b. Terry Schmidt, cb Ball State
(choice acquired from Atlanta)
6. traded to Detroit
7. traded to Minnesota
8. Alvin Maxson, rb Southern Methodist
9. Phil LaPorta, t Penn State
10. Frosty Anderson, wr Nebraska
(choice acquired from Houston)
- 10a. Tommy Thibodeaux, g Tulane
11. Kent Merritt, wr Virginia
12. James Buckmon, de Pittsburgh
13. Mike Truax, lb Tulane
14. Kent Marshall, s TCU
15. Larry Cipa, qb Michigan
16. Don Coleman, lb Michigan
17. Marvin Williams, wr Western Illinois

1975

1. Larry Burton, wr Purdue

- 1a. Kurt Schumacher, og Ohio State
(pick from Jets for Billy Newsome)
2. Lee Gross, c Auburn
3. Andrew Jones, rb Washington State
(choice acquired from Minnesota)
- 3a. Elois Grooms, de Tennessee Tech
4. traded to San Francisco
- 4a. John Starkebaum, s Nebraska
(choice acquired from Philadelphia)
- 4b. Charles Hall, de Tulane
(choice acquired from St. Louis)
5. traded to Chicago
6. Mike Lemon, lb Kansas
7. Steve Rogers, rb LSU
8. traded to St. Louis
9. Mike Strachan, rb Iowa State
10. Chuck Heater, rb Michigan
11. Danny Lee, p N.E. Louisiana
12. Ron Gustafson, wr North Dakota State
13. Jim Upchurch, rb Arizona
14. Randy Rhino, cb Georgia Tech
15. Grant Burget, rb Oklahoma
16. Mike McDonald, lb Catawba
17. Greg Westbrook, lb Colorado

1976

1. Chuck Muncie, rb California
2. Tony Galbreath, rb Missouri
3. Bob Simmons, ot Texas
4. Tinker Owens, wr Oklahoma
5. Scott Parrish, ot Utah State
6. Terry Stieve, og Wisconsin
7. Ed Bauer, og Notre Dame
8. Craig Cassidy, db Ohio State
9. Warren Peiffer, dt Iowa
10. Junior Hardin, lb Eastern Kentucky
11. Greg Kokal, qb Kent State
12. Milton Butts, ot North Carolina State
13. Kenny Downing, db Missouri
14. Rich Huckle, de Western Montana
15. Steve Seminoff, dt Wichita State
16. Gene Jones, ot Bowling Green
17. Scott McDonald, te West Virginia

1977

1. Joe Campbell, de Maryland
2. Mike Fultz, dt Nebraska
3. Roberts Watts, lb Boston College
traded to Los Angeles for LB Ken Bordelon
- 5a. Dave Lafary, t Purdue
- 5b. Dave Hubbard, t Brigham Young
(choice acquired from Baltimore)
- 6a. Cliff Parsley, p Oklahoma State
- 6b. Tom Schick, g Maryland
(choice acquired from Los Angeles)
7. Greg Boykin, rb Northwestern
8. Jimmy Stewart, s Tulsa
9. Dave Knowles, t Indiana
10. Rafael Septien, k S.W. Louisiana
11. John Blain, t San Jose State
12. Oakley Dalton, dt Jackson State

1978

1. Wes Chandler, wr Florida
2. James Taylor, t Missouri
3. Barry Bennett, dl Concordia (Minn.)
4. Don Schwartz, s Washington State
5. Eric Felton, cb Texas Tech
- 6a. Mike Rieker, qb Lehigh
- 6b. Francis Chesley, lb Wyoming
(choice acquired from Houston)
7. traded to New York Jets for DE Richard Neal
8. Brooks Williams, te North Carolina
9. Richard Carter, cb North Carolina State
traded to New York Giants for LB Pat Hughes
- 11a. Nathan Besant, dt Southern
- 11b. David Riley, rd West Virginia
(choice acquired from Seattle)
12. Larry Hardy, te Jackson State

1979

1. Russell Erxleben, k-p Texas
2. Reggie Mathis, lb Oklahoma
3. traded to Miami as compensation
for signing DE Don Reese
4. Kim Kovach, lb Kentucky
5. Harlan Huckleby, rb Michigan
6. Ricky Ray, cb Norfolk State
7. Stan Sytsma, lb Minnesota
8. Doug Panfil, g Tulsa
9. traded to Kansas City for DT Keith Simons
10. traded to Oakland for LB Floyd Rice
11. David Hall, wr Missouri-Rolla
12. Kelsey Finch, rb Tennessee

1980

1. Stan Brock, t Colorado
2. David Waymer, cb Notre Dame
traded to Minnesota for T Steve Riley
4. Mike Jolly, db Michigan
traded to Minnesota for T Steve Riley
5. Lester Boyd, lb Kentucky
6. Mike Morucci, rb Bloomsburg State
8. Chuck Evans, lb Stanford
9. Frank Mordica, rb Vanderbilt
10. Tanya Webb, de Michigan State
11. George Woodard, rb Texas A&M
12. Kiser Lewis, lb Florida A&M

1981

1. George Rogers, rb South Carolina
- 2a. Russell Gary, db Nebraska
- 2b. Rickey Jackson, lb Pittsburgh
(choice acquired from San Diego)
- 3a. Frank Warren, de Auburn
- 3b. Hoby Brenner, te Southern California
(choice acquired from Minnesota)
4. traded to Miami for QB Guy Benjamin
- 5a. Louis Oubre, t Oklahoma
- 5b. Jerry Boyarsky, dt Pittsburgh
(choice acquired from Minnesota)

- 6a. Nat Hudson, g Georgia
 6b. Johnnie Poe, db Missouri
 (choice acquired from Tampa Bay)
 6c. Glen Redd, lb Brigham Young
 (choice acquired from Oakland) LSU
 7. Kevin Williams, wr Southern California
 8a. traded to New England for G Sam Adams
 8b. Gene Gladys, lb Penn State
 (choice acquired from Buffalo)
- 8c. Kevin Evans, db Arkansas
 (choice acquired from San Diego)
 9. Toussaint Tyler, rb Washington
 10. Hokie Gajan, rb LSU
 11. Lester Mickens, wr Kansas
 12. Jim Wilks, dt San Diego State

SAINTS DRAFT TRIVIA

In 15 college drafts (1967-81), the Saints have selected 259 players from 128 different colleges and universities.

By Positions; 42 running backs, 30 linebackers, 27 wide receivers, 24 corner backs, 23 offensive guards, 22 safeties, 22 offensive tackles, 21 defensive ends, 15 tight ends, 13 defensive ends, 9 quarterbacks, 5 centers, 6 kicking specialists.

By Schools: 8 from Michigan and Southern Cal, 7 from Oklahoma and Missouri, 6 from *Tulane, 5 from Mississippi, Tennessee, Tulsa, Notre Dame, Nebraska.

*—Bart Graves, Steve Barrios, Rusty Lachausse, Tommy Thibodeaux, Mike Truax, Charles Hall.

SUGAR BOWL MVPs

New Orleans' premier amateur athletic event of the year, the Sugar Bowl, has recognized three Saints for their abilities in the collegiate post-season contest. Ole Miss Quarterback Archie Manning was awarded Most Valuable Player of the Sugar Bowl in 1970. Tennessee Quarterback Bobby Scott won the award in 1971, and Oklahoma Wide Receiver Tinker Owens was the recipient in the 1973 game.

POSTSEASON GAMES

- Sunday, December 27—NFL First Round Playoffs (CBS and NBC)
 Saturday, January 2—AFC and NFC Divisional Playoffs (NBC and CBS)
 Sunday, January 3—AFC and NFC Divisional Playoffs (NBC and CBS)
 Sunday, January 10—AFC Championship Game (NBC)
 NFC Championship Game (CBS)
 Sunday, January 24—Super Bowl XVI at Silverdome, Pontiac, Mich. (CBS)
 Sunday, January 31—AFC-NFC Pro Bowl at Honolulu, Hawaii (ABC)

Saints Alumni Roster

COACHES

Amadee, Lynn—LSU	1973
Barnes, Billy—Wake Forest	1969-70, 1975
Beake, John—Trenton St.	1976-77
Beard, Ed—Tennessee	1978-80
Biles, Ed—Miami (Ohio)	1969-70
Buchanan, Buck—Grambling	1971-72
Campbell, Whitey—Miami	1978-80
Champion, Jim—Miss. St.	1971-72
Cummings, Bob—Vanderbilt	1973-75
Dickson, George—Notre Dame	1968-70
Ecklund, Brad—Oregon	1968-70
Faulkner, Jack—Miami (Ohio)	1967-69
Fears, Tom—UCLA	1967-70
Franklin, Chet—Utah	1978-79
Garrett, Jim—Utah State	1976-77
Glick, Fred—Colorado State	1980
Heinrich, Don—Washington	1969-70
Hewley, Wimp—Wyoming	1974-75
Hill, Bob—Jackson State	1978-79
Hughes, Ed—Tulsa	1978-80
Khayat, Ed—Tulane	1967-70
Kohte, Rich—Wagner	1977
Ledbetter, Bob—Miss. Industrial	1974-75
Mclan, Lamar—Arkansas	1974-75
Matuszak, Marv—Tulsa	1971-73
Nicolau, Nick—Southern Connecticut	1980
Nolan, Dick—Maryland	1977-80
North, John—Vanderbilt	1973-75
Phillips, Jim (Red)—Auburn	1973-75
Pratt, Tom—Miami	1978-80
Riecke, Lou—LSU	1980
Roberts, J.D.—Oklahoma	1967-68, 1971-73
Roy, Alvin—LSU	1976-77
Royer, Jim—Navy	1970-72
Rutigliano, Sam—Tulsa	1976-77
Shaw, Bob—Ohio State	1967-68
Shipp, Ken—Middle Tenn. St.	1971-72
Shivley, Doug—Kentucky	1974-76
Smith, Jerry—Wisconsin	1969-70
Stanfel, Dick—San Francisco	1976-80
Stram, Hank—Purdue	1976-77
Tate, Charlie—Florida	1971
White, Dixie—Texas Tech	1973
Whitehead, Bud—Florida St.	1971-75
Wiggin, Paul—Stanford	1978-79
Wood, Dick—Auburn	1976-77
Yowarsky, Walt—Kentucky	1967-68

PLAYERS

A

Abramowicz, Dan (WR)—Xavier	1967-73
Absher, Dick (LB)—Maryland	1969-71
Adkins, Margene (WR)—Henderson, J.C.	1972
Anderson, Dick (T)—Ohio State	1967
Anderson, Gary (G)—Stanford	1978
Askson, Bert (TE)—Texas Southern	1973
Athas, Pete (S)—Tennessee	1976
Atkins, Doug (DE)—Tennessee	1967-69

B

Baker, Melvin (WR)—Michigan	1975
Baker, Tony (RB)—Iowa State	1968-71
Barrington, Tom (RB)—Ohio State	1967-70
Baumgartner, Steve (DE)—Purdue	1973-76
Beasley, John (TE)—U. of Calif.	1973-74
Bell, Carlos (TE)—Houston	1971
Blanchard, Tom (P)—Oregon	1974-78

C

Boeke, Jim (T)—Heidelberg	1968
Bosarge, Wade (DB)—Tulsa	1977
Boyd, Greg (S)—Arizona	1974
Boykin, Greg (RB)—Northwestern	1977
Brewer, Johnny (LB)—Ole Miss	1968-70
Brown, Bob (TE)—Alcorn, A&M	1972-73
Brown, Charlie (RB)—Missouri	1967-68
Brown, Ray (SS)—West Texas St.	1978-80
Burchfield, Don (TE)—Bali State	1971
Burke, Vern (TE)—Oregon State	1967
Burkett, Jackie (LB)—Auburn	1967-70
Burns, Ed (QB)—Nebraska	1978-80
Burns, Bo (S)—Houston	1967-69
Burroughs, Ken (WR)—Texas Southern	1970
Burton, Larry (WR)—Purdue	1975-77
Butler, Bill (RB)—Kansas State	1972-74
Butler, Skip (K)—Texas-Arlington	1971

Carr, Tom (DE)—Morgan State	1968
Campbell, Joe (DE)	
Cassady, Craig (DB)—Ohio St.	1976-77
Chambers, Rusty (LB)—Tulane	1976
Chapman, Clarence (CB)—East. Mich.	1976-80
Chapman, Gil (WR)—Michigan	1975
Childs, Henry (TE)—Kansas	1974-80
Cipa, Larry (QB)—Michigan	1974-75
Cody, Bill (LB)—Auburn	1967-70
Colchico, Dan (DE)—San Jose State	1969
Coleman, Don (LB)—Michigan	1974-75
Colman, Wayne (LB)—Temple	1969-76
Coombs, Larry (C)—Idaho	1980
Cordileone, Lou (DT)—Clemson	1967-68
Cordill, Ollie (P)—Memphis State	1969
Cortez, Bruce (CB)—Parsons	1967
Crangle, Mike (DE)—Tennessee-Martin	1972
Creech, Bob (LB)—TCU	1973
Crist, Chuck (S)—Penn St.	1975-77
Croom, Sylvester (C)—Alabama	1975
Crosby, Ron (LB)—Penn St.	1978
Cunningham, Carl (LB)—Houston	1971
Cuzzo, Gary (CB)—Virginia	1967

D

Dalton, Oakley (DT)	1977
Davis, Bob (QB)—Virginia	1973
Davis, Dave (WR)—Tenn. St.	1974
Davis, Dick (RB)—Nebraska	1970
Davis, Norman (G)—Grambling	1969
Davis, Ted (LB)—Georgia Tech	1967-69
DeGrenier, Jack (RB)—Texas-Arlington	1974
Dempsey, Tom (K)—Palomar Jr. Col.	1969-70
Didion, John (LB-C)—Oregon St.	1971-74
Dodd, Al (WR)—Northwestern La.	1969-71
Donovan, Tom (WR)—Penn. St.	1980
Dorris, Andy (DE)—New Mexico St.	1973-76
Douglas, John (CB)—Texas Southern	1967-68
Douglass, Bobby (QB)—Kansas	1976-77
Dunbar, Jubilee (WR)—Southern U.	1973
Durkee, Charlie (K)—Okla. St.	1967-68, 1971-72
Dusenberry, Bill (RB)—J. C. Smith	1970

E

Emanuel, Frank (LB)—Tennessee	1970
Estes, Lawrence (DE)—Alcorn A&M	1970-71

F

Fagan, Julian (P)—Ole Miss.	1970-72
Farasopolos, Chris (S)—Brigham-Young	1974

Farber, Hap (LB)—Ole Miss 1970
 Feller, Happy (K)—Texas 1972-73
 Felton, Eric (CB)—Texas Tech 1978-80
 Ferguson, Paul (T)—Georgia 1973-74
 Ferguson, Jim (LB)—USC 1968
 Fichtner, Ross (S)—Purdue 1968
 Fifer, Bill (G)—West Texas State 1978
 Fink, Mike (CB)—Missouri 1973
 Finnie, Roger (T)—Florida A&M 1978
 Ford, James (RB)—Texas Southern 1971-72
 Fraser, Jim (P)—Wisconsin 1968
 Fuller, Johnny (S)—Lamar 1973-75

G

Garrett, Len (TE)—New Mex. Highlands 1973-75
 Garcia, Jim (DE)—Purdue 1967
 Gibbs, Donnie (P)—T.C.U. 1974
 Gilliam, John (WR)—S. Carolina St. 1967-68, 1977
 Granger, Hoyle (RB)—Miss. State 1971
 Gray, David (JC)—East Los Angeles 1979
 Green, Arthur (RB)—Albany State 1972
 Gresham, Bob (RB)—West Virginia 1971-72
 Gros, Earl (RB)—LSU 1970
 Gross, Lee (C)—Auburn 1975-77
 Gwinn, Ross (G)—Northwestern La. 1968

H

Hall, Tom (WR)—Minnesota 1967
 Hall, Willie (LB)—USC 1972-73
 Hamilton, Andy (WR)—LSU 1975
 Hargett, Edd (QB)—Texas, A&M 1969-72
 Harris, Bill (RB)—Colorado 1971
 Hart, Ben (S)—Oklahoma 1967
 Hart, Jeff (T)—Oregon St. 1976
 Hart, Tommy (DE)—Morris Brown 1979-80
 Harvey, George (G)—Kansas 1967
 Havriliak, Sam (WR)—Bucknell 1974
 Hayes, Billie (CB)—San Diego St. 1972
 Hazelton, Major (DB)—Florida A&M 1970
 Heidel, Jimmy (S)—Ole Miss 1967
 Herrmann, Don (WR)—Waynesburg St. 1975-77
 Hester, Jim (TE)—North Dakota 1967-69
 Hester, Ray (LB)—Tulane 1971-72
 Hines, Glen Ray (T)—Arkansas 1971-72
 Holden, Sam (T)—Grambling 1971
 Hollas, Hugo (S)—Rice 1970-72
 Howard, Gene (CB)—Langston 1968-70
 Howell, Delle (CB)—Grambling 1970-72
 Huard, John (LB)—Maine 1971
 Hubbard, Dave (T)—BYU 1977
 Hughes, Pat (LB)—Boston U 1977-79
 Hunt, Kevin (T)—Doane 1978
 Hyatt, Fred (WR)—Auburn 1973

J

Jackson, Ernie (CB)—Duke 1972-77
 Jacobs, Harry (LB)—Bradley 1970
 Johnson, Bennie (CB)—J. C. Smith 1976
 Johnson, Carl (G)—Nebraska 1972-73
 Jones, Andrew (RB)—Washington St. 1975
 Jones, Jerry (T)—Bowling Green 1967-69
 Jones, Kim (FB)—Colorado St. 1977-79
 Jordan, Jimmy (RB)—Florida 1967
 Jurich, Tom (K)—No. Arizona 1978

K

Kearney, Jim (S)—Prairie View 1976
 Kelley, Les (LB)—Alabama 1967-69
 Kelly, Mike (TE)—Davidson 1973
 Kilmer, Billy (QB)—UCLA 1967-70
 Kimbrough, Elbert (S)—Northwestern 1968
 Kingrea, Rick (LB)—Tulane 1973-77
 Knowles, David (T)—Indiana 1977

Kopay, Dave (LB)—Washington 1971
 Kramer, Kent (TE)—Minnesota 1967
 Kupp, Jake (G)—Washington 1967-75
 Kuziel, Bob (C)—Pittsburgh 1972

L

LaGrande, Morris (RB)—Tampa 1975
 LaPorta, Phil (T)—Penn State 1974-75
 Lawson, Odell (RB)—Langston 1973-74
 Lee, Bivian (CB)—Prairie View 1971-75
 Leggett, Earl (DT)—LSU 1967-68
 Lemon, Mike (LB)—Kansas 1975
 Lewis, Gary (RB)—Arizona State 1970
 Leyboldt, John (K)—None 1978
 Linden, Errol (T)—Houston 1969-70
 Linhart, Toni (K)—Austria Tech 1972
 Livingston, Andy (RB)—Phoenix, J.C. 1969-70
 Logan, Obert (S)—Trinity 1967
 Long, Dave (DE)—Iowa 1969-72
 Looney, Joe Don (RB)—Oklahoma 1969
 Lorick, Tony (RB)—Arizona State 1968-69
 Lyons, Dick (S)—Kentucky 1970

Mc

McCall, Don (RB)—USC 1967-68, 1970
 McClard, Bill (K)—Arkansas 1973-75
 McCormick, Dave (T)—LSU 1967-68
 McCullough, Earl (LB)—USC 1974
 McGill, Ralph (S)—Tulsa 1978-79
 McNeill, Tom (P)—Stephen F. Austin 1967-69
 McNeill, Ron (RB)—USC 1974-75
 McQuay, Leon (RB)—Tampa 1976

M

Marsalis, Jim (S)—Tennessee St. 1977
 Martin, D'Artagnan (CB)—Kentucky St. 1971-72
 Maurer, Andy (G)—Oregon 1974
 Maxson, Alvin (RB)—SMU 1974-76
 Merlo, Jim (LB)—Stanford 1973-79
 Messeroll, Mark (T)—Florida St. 1978
 Middleton, Rick (LB)—Ohio State 1974-76
 Mike-Mayer, Steve (K)—Maryland 1976
 Minor, Lincoln (RB)—New Mexico State 1973
 Montgomery, Mary (T)—USC 1976-77
 Mooers, Doug (DE)—Whittier 1971-72
 Moore, Jerry (S)—Arkansas 1973-74
 Moore, Reynaud (CB)—UCLA 1971
 Mooring, John (T)—Tampa 1974
 Morgan, Mike (LB)—LSU 1969-70
 Morrison, Don (T)—Texas-Arlington 1971-77
 Muncie, Chuck (RB)—California 1976-80

N

Neal, Richard (DE)—Southern 1969-72-78
 Nevett, Elijah (CB)—Clark 1967-70
 Newland, Bob (WR)—Oregon 1971-74
 Newsome, Billy (DE)—Grambling 1973-74
 Ninowski, Jim (QB)—Michigan St. 1969
 Nyval, Vic (RB)—Northwestern, La. 1970

O

Ogden, Ray (WR)—Alabama 1967
 O'Neal, Steve (P)—Texas A&M 1973
 Otis, Jim (RB)—Ohio State 1970
 Owens, Joe (DE)—Alcorn A&M 1971-75

P

Palmer, Dick (LB)—Kentucky 1973
 Parker, Joel (WR)—Florida 1974-77
 Parks, Dave (TE)—Texas Tech 1968-72
 Partridge, Rick (P)—Utah 1979-80

Phillips, Jess (RB)—Michigan State 1973-74
 Pitts, Elijah (RB)—Philander Smith 1970
 Poage, Ray (TE)—Texas 1967-70
 Pollard, Bob (DE)—Weber St. 1971-77
 Preece, Steve (DB)—Oregon State 1969
 Price, Ellex (DT)—Alcorn 1973-80
 Profit, Joe (RB)—Northeast La. 1973
 Prudhomme, Remi (G-C)—LSU 1971

R

Ramsey, Nate (S)—Indiana 1973
 Ramsey, Steve (QB)—No. Texas State 1970
 Rasley, Rocky (G)—Oregon State 1974
 Reaves, Ken (CB)—Norfolk State 1974
 Rebowe, Rusty (LB)—Nicholls State 1978
 Reese, Don (DE)—Jackson State 1978-80
 Rengel, Mike (DT)—Hawaii 1969
 Rice, Floyd (LB)—Alcorn State 1978
 Richey, Mike (T)—N. Carolina 1970
 Riley, Preston (WR)—Memphis State 1973
 Rissmiller, Ray (T)—Georgia 1967
 Roberts, Walt (WR)—San Jose St. 1967
 Robinson, Craig (T)—Houston 1972-73
 Robinson, Virgil (RB)—Grambling 1971
 Rogers, Steve (RB)—LSU 1975
 Rose, George (CB)—Auburn 1967
 Roussel, Tom (LB)—Southern Miss. 1971-72
 Rowe, Dave (DT)—Penn State 1967-70

S

Sandeman (Bill) (T)—Pacific 1967
 Saul, Bill (LB)—Penn State 1969
 Scarpati, Joe (DB)—N. Carolina State 1970
 Schmidt, Roy (G)—Long Beach State 1967-68
 Schmidt, Terry (CB)—Bali State 1974-75
 Schultz, Randy (RB)—St. Coll. of Iowa 1967-68
 Schumacher, Kurt (G)—Ohio State 1975-77
 Schweda, Brian (DE)—Kansas 1967-68
 Seal, Paul (TE)—Michigan 1974-76
 Shaw, Bob (WR)—Winston-Salem 1970
 Shinner, John (G)—Xavier (Ohio) 1969-70
 Shy, Don (RB)—San Diego State 1969
 Simmons, Dave (LB)—Georgia Tech 1967
 Simmons, Jerry (WR)—Bethune-Cookman 1967
 Smith, Royce (G)—Georgia 1972-73
 South, Ronny (CB)—Arkansas 1968
 Spencer, Maurice (CB)—N. Carolina 1974-78
 Stevens, Howard (RB)—Louisville 1973-74
 Stewart, Jimmy (SS)—Tulsa 1977
 Stickles, Monty (TE)—Notre Dame 1968
 Steve, Terry (G)—Wisconsin 1976-77
 Stincio, Tom (LB)—Michigan 1972
 Stonebreaker, Steve (LB)—Detroit 1967-68
 Strachan, Mike (RB)—Iowa St. 1975-80
 Strand, Eli (G)—Iowa State 1967
 Strong, Jim (RB)—Houston 1971-72

Sturm, Jerry (T-C)—Illinois 1967-70
 Sutherland, Doug (G)—Wisconsin St. 1970
 Sweetan, Karl (QB)—Wake Forest 1968
 Swinney, Clovis (DT)—Arkansas State 1970
 Szaro, Rich (K)—Harvard 1975-78
 Szymakowski, Dave (WR)—W. Texas St. 1968

T

Talbert, Don (T)—Texas 1969-70
 Taylor, Jim (RB)—LSU 1967
 Taylor, Mike (T)—USC 1969-70
 Thaxton, James (TE)—Tennessee State 1976-77
 Thomas, Charlie (KR)—Tennessee St. 1975
 Thomas, Speedy (WR)—Utah 1973-74
 Thompson, Bobby (S)—Arizona 1969
 Thompson, Dave (T)—Clemson 1974-75
 Tilleman, Mike (DT)—Montana 1967-70
 Townes, Willie (DE)—Tulsa 1970

V

Vanderbundt, Skip (LB)—Oregon State 1978
 Vandersea, Phil (LB)—Massachusetts 1967
 Van Wagner, Jim (FB)—Michigan Tech 1978

W

Walker, Mike (DE)—Tulane 1971
 Ward, Carl (S)—Michigan 1969
 Washington, Dave (LB)—Alcorn State 1980
 Watson, John (T)—Oklahoma 1977-79
 Watson, Mike (T)—Miami (O) 1977
 Weatherspoon, Cephus (WR)—Fl. Lewis (Col.) 1972
 Welch, Claxton (RB)—Oregon 1970
 Wendryhoski, Joe (C)—Illinois 1967-68
 Westbrook, Greg (LB)—Colorado 1975-77
 Wheelwright, Ernie (RB)—So. Illinois 1967-70
 Whitaker, Creston (WR)—N. Texas St. 1972
 Whitsell, Dave (S)—Indiana 1967-69
 Whittingham, Fred (LB)—Cal. Poly 1967-68
 Wickert, Tom (G)—Washington St. 1975-76
 Wicks, Bob (WR)—Utah State 1974
 Williams, Del (G)—Florida State 1967-73
 Williams, Richard (WR)—Abilene Christian 1974
 Willis, Len (WR)—Ohio State 1977
 Winans, Jeff (DT)—USC 1970
 Winslow, Doug (WR)—Drake 1973
 Wood, Gary (QB)—Cornell 1967
 Woods, Robert (T)—Tenn. St. 1977-80
 Woodson, Marv (S)—Indiana 1969
 Wyatt, Doug (S)—Tulsa 1970-72

Y

Yepremian, Garo (K)—None 1979
 Youngblood, George (S)—L.A. State 1967-68

THE LAST TIME

Intercepted pass returned for TD; Dec. 3, 1979, by Ken Bordelon, 19 yards vs. Oakland.

Fumble recovery returned for TD; Nov. 2, 1980, by Don Reese, 34 yards vs. Los Angeles.

Punt returned for TD; Dec. 15, 1968, by Charlie Brown, 53 yards vs. Pittsburgh.

Kickoff returned for TD; Nov. 27, 1977 by Clarence Chapman, 92 yards at San Francisco.

Saints Leaders by Years

RUSHING

	Att.	Yds.	Avg.	Long	TD
1967—Jim Taylor	130	390	3.0	16	2
1968—Don McCall	155	637	4.1	48	4
1969—Andy Livingston	181	761	4.2	18	5
1970—Tony Baker	82	337	4.1	27	1
1971—Jim Strong	95	404	4.3	39	3
1972—Bob Gresham	120	381	3.2	23	3
1973—Jess Phillips	198	663	3.3	20	0
1974—Alvin Maxson	165	714	4.3	66	2
1975—Mike Strachan	161	668	4.1	21	2
1976—Chuck Muncie	148	652	4.4	51	2
1977—Chuck Muncie	201	811	4.0	36	6
1978—Tony Galbreath	186	635	3.4	20	5
1979—Chuck Muncie	238	1198	5.0	69	11
1980—Jimmy Rogers	80	366	4.6	24	1

LONGEST RUNS

1967	Don McCall, 48t at Washington, 12-17
1968	Don McCall, 48 vs. Washington, 9-22
1969	Tony Baker, 54 at St. Louis, 11-2
1970	Tony Baker, 27 at St. Louis, 10-11
1971	Jim Strong, 39 at San Francisco, 11-14
1972	Bill Butler, 27 at Atlanta, 11-12
1973	Archie Manning, 23 at Los Angeles, 11-11
1974	Alvin Maxson, 66 vs. St. Louis, 12-8
1975	Steve Rogers, 22 vs. Chicago, 12-21
1976	Tony Galbreath, 74 at Kansas City, 9-26
1977	Chuck Muncie, 36 vs. Los Angeles, 10-30
1978	Chuck Muncie, 28 at Atlanta, 11-26
1979	Chuck Muncie, 69 vs. Atlanta, 9-2
1980	Tony Galbreath, 26 at Los Angeles, 11-2

PASSING

	Att.	Comp.	Yards	Pct.	Long	Int	TD
1967	Gary Cuozzo	260	134	1562	.515	49	12
1968	Billy Kilmer	315	167	2060	.530	51	17
1969	Billy Kilmer	360	193	2532	.536	52	17
1970	Billy Kilmer	237	135	1557	.569	46	17
1971	Ed Hargett	210	96	1191	.457	49	5
1972	Archie Manning	448	230	2781	.513	66t	21
1973	Archie Manning	267	140	1642	.524	65t	12
1974	Archie Manning	261	134	1429	.513	79t	16
1975	Archie Manning	338	159	1685	.470	71t	17
1976	Bobby Douglass	212	103	1288	.486	74	8
1977	Archie Manning	205	113	1284	.551	59t	9
1978	Archie Manning	471	291	3416	.618	71t	16
1979	Archie Manning	420	252	3169	.600	85	20
1980	Archie Manning	509	309	3716	.607	56	20

LONGEST COMPLETION

1967—96, Billy Kilmer to Walter Roberts at Philadelphia, 11-19
1968—51, Billy Kilmer to Jim Hester vs. Pittsburgh, 12-15
1969—70, Jim Ninowski to Don Shy at Los Angeles, 10-5
1970—49, Ed Hargett to Bob Shaw at Cincinnati, 11-29
1971—63, Archie Manning to Danny Abramowicz at Houston, 10-3

1972—66t, Archie Manning to Dave Parks at N. Y. Giants, 10-8
 1973—65t, Archie Manning to Jubilee Dunbar at Los Angeles, 11-11
 1974—79t, Archie Manning to Bob Newland vs. Los Angeles, 11-17
 1975—71t, Archie Manning to Larry Burton vs. Atlanta, 11-2
 1976—74, Bobby Douglass to Tinker Owens vs. San Francisco 12-12
 1977—71t, Archie Manning to Larry Hardy at Atlanta, 11-26
 1979—85, Archie Manning to Wes Chandler at San Francisco, 9-23
 1980—56, Archie Manning to Brooks Williams vs. Atlanta, 10-19

RECEIVING

	No.	Yds.	Avg.	Long	TD
1967—Danny Abramowicz	50	721	14.4	80	6
1968—Danny Abramowicz	54	890	16.4	47	7
1969—Danny Abramowicz	73	1051	13.9	49	7
1970—Danny Abramowicz	55	906	16.5	48	5
1971—Danny Abramowicz	37	657	17.8	63	5
1972—Bob Newland	47	579	12.3	42t	2
1973—John Beasley	31	280	9.0	22	1
1974—Alvin Maxson	42	294	7.0	22	1
1975—Alvin Maxson	41	234	5.7	33	0
1976—Tony Galbreath	54	420	7.8	35	1
1977—Tony Galbreath	41	265	6.5	30	0
1978—Tony Galbreath	74	582	7.9	35	2
1979—Wes Chandler	65	1069	16.4	85	6
1980—Wes Chandler	65	975	15.0	50	6

HIGHEST AVERAGE GAIN (Per Reception)

1967—22.6, Walt Roberts (17 for 384, 3 TDs)
1968—17.6, Jim Hester (17 for 300, 2 TDs)
1969—16.2, Al Dodd (37 for 600, 1 TD)
1970—17.3, Al Dodd (28 for 484, 1 TD)
17.2, Dave Parks (26 for 447.2 TDs)
1971—19.9, Al Dodd (15 for 298, 0 TDs)
1972—17.6, Danny Abramowicz (38 for 668, 7 TDs)
1973—19.4, Jubilee Dunbar (23 for 447, 4 TDs)
1974—18.1, Bob Newland (27 for 490, 2 TDs)
1975—19.1, Larry Burton (16 for 305, 2 TDs)
1976—20.1, Tinker Owens (12 for 241, 1 TDs)
1977—18.9, Don Herrmann (31 for 586, 0 TD)
1978—16.4, Henry Childs (53 for 869, 4 TDs)
1979—16.6, Henry Childs (51 for 846, 5 TDs)
1980—18.7, Ike Harris (37 for 692, 6 TDs)

Interceptions

	No.	Yds.	Avg.	Long	TD
1967—Dave Whitsell	10	178	17.8	41	2
1968—Dave Whitsell	6	50	8.3	32	0
1969—Elijah Nevett	3	20	6.6	20	0
1969—Dave Whitsell	3	14	4.6	11	0
1970—Hugo Hollas	5	79	15.8	29	0
1971—Delles Howell	5	56	11.2	25	0
1972—Bivian Lee	4	65	16.3	32	0
1973—Ernie Jackson	3	40	13.3	23	0
1973—Tom Myers	3	33	11.0	20	0
1973—Jim Merlo	3	25	8.3	16	0
1973—Bivian Lee	3	23	7.7	12	0
1974—Ernie Jackson	4	53	13.3	28	0
1974—Terry Schmidt	4	27	6.8	24	1

1975—Tom Myers	5	83	16.6	29	0
1976—Jim Merlo	4	142	35.5	83	2
1977—Chuck Crist	4	6	1.5	2	0
1978—Tommy Myers	6	167	27.8	97	1
1979—Tommy Myers	7	127	18.1	52	1
1980—Tommy Myers	5	96	19.2	48	0

SCORING

	TD	FG	PAT	Points
1967—Charlie Durkee	TD	14-32	27-27	69
1968—Charlie Durkee	—	19-37	27-27	84
1969—Tom Dempsey	—	22-41	33-35	99
1970—Tom Dempsey	—	18-34	16-17	70
1971—Charlie Durkee	—	16-23	24-25	72
1972—Danny Abramowicz	7	—	—	42
1973—Bill McClard	—	13-24	9-9	48
1974—Bill McClard	—	9-16	19-20	46
1975—Rich Szaro	—	10-16	16-17	46
1976—Rich Szaro	—	18-23	25-29	79
1977—Henry Childs	9	—	—	54
1978—Tony Galbreath	7	—	—	42
Chuck Muncie	7	—	—	42
1979—Garó Yepremian	—	12-16	39-40	75
1980—Benny Ricardo	—	10-17	31-34	61

PUNTING

	No.	Yds.	Avg.	Long
1967—Tom McNeill	74	3174	42.9	66
1968—Tom McNeill	49	2009	41.0	58
1969—Ollie Cordill	42	1719	40.9	58
1970—Julian Fagan	77	3269	42.5	64
1971—Julian Fagan	77	3188	41.4	64
1972—Julian Fagan	71	2899	40.8	71
1973—Steve O'Neal	81	3375	41.7	71
1974—Tom Blanchard	88	3704	42.1	71
1975—Tom Blanchard	92	3776	41.0	61
1976—Tom Blanchard	101	3974	39.3	63
1977—Tom Blanchard	82	3474	42.4	66
1978—Tom Blanchard	84	3532	42.0	61
1979—Rick Partridge	57	2330	40.9	61
1980—Russell Erxleben	89	3499	39.2	57

PUNT RETURNS

	No.	Yds.	Avg.	Long	TD
1967—Walter Roberts	11	50	4.5	11	0
1968—John Gilliam	15	60	4.0	21	0
1969—Al Dodd	15	106	7.1	21	0
1970—Al Dodd	14	129	9.2	41	0
1971—Al Dodd	13	88	6.8	14	0
1972—Tom Myers	9	43	4.8	10	0
1973—Howard Stevens	17	171	10.1	37	0
1974—Howard Stevens	37	376	10.2	40	0
1975—Gil Chapman	17	207	12.2	42	0
1976—Pete Athas	35	332	9.5	67	0
1977—Rich Mauti	38	281	7.4	33	0
1978—Wes Chandler	34	233	6.9	32	0
1979—Rich Mauti	27	218	8.1	23	0
1980—Rich Mauti	11	111	10.1	18	0

KICKOFF RETURNS

	No.	Yds.	Avg.	Long	TD
1967—Walter Roberts	28	737	26.3	91	1
1968—Gene Howard	23	533	23.2	36	0
1969—Don Shy	16	447	27.9	57	0
1970—Al Dodd	15	319	21.3	32	0
1971—Virgil Robinson	19	443	23.3	51	0
1972—Margene Adkins	43	1020	23.7	61	0
1973—Howard Stevens	26	590	2.7	48	0
1974—Howard Stevens	33	749	22.7	41	0
1975—Gil Chapman	28	614	21.9	36	0
1976—Tony Chapman	20	399	19.9	32	0
1977—Clarence Chapman	15	385	25.7	92	1
1978—Wes Chandler	32	760	23.8	38	0
1979—Rich Mauti	36	801	22.2	39	0
1980—Jimmy Rogers	41	930	22.9	88	0



SAINTS IN HALL OF FAME GAMES

The New Orleans Saints appear twice on the current schedule of Hall of Fame Games which extends through the 1998 season. The Saints meet the Pittsburgh Steelers for the annual game in Canton, Ohio in 1983. The Saints are scheduled to face the Baltimore Colts in the 1996 game.



HEISMAN TROPHY WINNERS

1980—George Rogers, South Carolina, HB	1957—John David Crow, Texas A&M, HB
1979—Charles White, Southern Cal, HB	1956—Paul Hornung, Notre Dame, QB
1978—Billy Sims, Oklahoma, HB	1955—Howard Cassidy, Ohio State, HB
1977—Earl Campbell, Texas, HB	1954—Alan Ameche, Wisconsin, FB
1976—Tony Dorsett, Pittsburgh, HB	1953—John Lattner, Notre Dame, QB
1975—Archie Griffin, Ohio State, HB	1952—Billy Vessels, Oklahoma, HB
1974—Archie Griffin, Ohio State, HB	1951—Dick Kazmaler, Princeton, HB
1973—John Cappelletti, Penn State, HB	1950—Vic Janowicz, Ohio State, HB
1972—Johnny Rodgers, Nebraska, WR	1949—Leon Hart, Notre Dame, E
1971—Pat Sullivan, Auburn, QB	1948—Doak Walker, SMU, HB
1970—Jim Plunkett, Stanford, QB	1947—John Lujack, Notre Dame, QB
1969—Steve Owens, Oklahoma, HB	1946—Glenn Davis, Army, HB
1968—O. J. Simpson, Southern Cal., HB	1945—Doc Blanchard, Army, FB
1967—Gary Beban, UCLA, QB	1944—Les Horvath, Ohio State, QB
1966—Steve Spurrier, Florida, QB	1943—Angelo Bertell, Notre Dame, QB
1965—Mike Garrett, Southern Cal., HB	1942—Frank Sinkwich, Georgia, HB
1964—John Huarte, Notre Dame, QB	1941—Bruce Smith, Minnesota, HB
1963—Roger Staubach, Navy, QB	1940—Tom Harmon, Michigan, HB
1962—Terry Baker, Oregon State, QB	1939—Nick Kinnick, Iowa, HB
1961—Ernie Davis, Syracuse, HB	1938—Davey O'Brien, TCU, QB
1960—Joe Bellino, Navy, HB	1937—Clint Frank, Yale, HB
1959—Billy Cannon, Louisiana State, HB	1936—Larry Kelley, Yale, E
1958—Pete Dawkins, Army, HB	1935—Jay Berwanger, Chicago, HB

Saints All-Time Leaders

RUSHING

	Att.	Yds.	Avg.	Long	TD
1. Chuck Muncie (1976-80)	787	3,386	4.3	69	28
2. Tony Galbreath (1976-80)	760	2,865	3.8	74	27
3. Archie Manning (1971-80)	355	2,030	5.7	27	18
4. Mike Strachan (1975-80)	471	1,899	4.0	31	14
5. Jess Phillips (1973-74)	372	1,219	3.3	20	2
6. Alvin Maxson (1974-76)	338	1,205	3.6	66	6
7. Tony Baker (1968-71)	249	1,106	4.4	54	2
8. Andy Livingston (1969-70)	191	790	4.1	18	5
9. Don McCall (1967-68, 70)	199	786	3.9	49	6
10. Bob Gresham (1971-72)	247	764	3.1	23	9

PASSING

	Att.	Comp.	Yds.	Pct.	TD	Int.
1. Archie Manning (1971-78)	3,096	1,714	20,284	55.4	110	143
2. Billy Kilmer (1967-70)	1,116	592	7,490	53.0	47	62
3. Hargett, Ed (1969-71)	437	205	2,727	46.9	11	10
4. Bobby Scott (1973-80)	454	217	2,536	47.8	14	24
5. Gary Cuozzo (1967)	260	134	1,562	51.5	7	12

RECEIVING

	No.	Yds.	Avg.	Long	TD
1. Danny Abramowicz (1967-73)	309	4,875	15.7	80	37
2. Tony Galbreath (1976-80)	284	2,221	7.8	38	6
3. Henry Childs (1974-80)	207	3,220	15.6	59	25
4. Wes Chandler (1978-80)	165	2,516	15.2	85	14
5. Dave Parks (1968-72)	149	2,264	15.2	66	16
6. Chuck Muncie (1976-80)	125	1,086	8.7	35	1
7. Bob Newland (1971-74)	124	1,877	15.1	79	8
8. Ike Harris (1978-80)	102	1,677	16.4	46	12
9. Alvin Maxson (1974-76)	90	549	6.1	33	1
10. Al Dodd (1969-71)	80	1,382	17.3	52	2

SCORING

	TD	PAT	FG	Total
1. Charlie Durkee (1967-68, 71-72)	0	87	52	243
2. Danny Abramowicz (1967-73)	37	—	—	222
3. Tony Galbreath (1976-80)	33	1	2	205
4. Rich Szaro (1975-78)	0	79	37	190
5. Chuck Muncie (1976-80)	29	—	—	174
6. Tom Dempsey (1969-70)	0	49	40	169

7. Henry Childs (1974-80)	27	—	—	162
8. Archie Manning (1971-80)	18	—	—	108
9. Bill McClard (1973-75)	0	29	23	98
10. Dave Parks (1968-72)	16	—	—	96

PUNTING

	No.	Avg.	Long
1. Tom McNeill (1967-69)	130	42.3	81
2. Steve O'Neal (1973)	81	41.7	71
3. Julian Fagan (1970-72)	225	41.6	71
4. Tom Blanchard (1974-78)	447	41.3	71
5. Rick Partridge (1979)	57	40.9	61
6. Ollie Cordill (1969)	42	40.9	58

INTERCEPTIONS

	No.	Yds.	Avg.	Long	TD
1. Tom Myers (1972-80)	34	551	16.2	97	2
2. Dave Whitsell (1967-69)	19	242	12.7	41	2
3. Ernie Jackson (1972-77)	15	187	12.5	46	0
4. Hugo Hollas (1970-72)	11	149	13.5	29	0
5. Delles Howell (1970-72)	9	154	17.1	60	0
6. Bivian Lee (1972-75)	9	110	12.2	32	0

PUNT RETURNS

	No.	Yds.	Avg.	Long	TD
1. Gil Chapman (1975)	17	207	12.2	42	0
2. Howard Stevens (1973-74)	54	547	10.1	40	0
3. Pete Athas (1976)	35	332	9.5	40	0
4. Rich Mauti (1977-80)	75	610	8.1	33	0
5. Al Dodd (1969-71)	42	323	7.7	41	0

KICKOFF RETURNS

	No.	Yds.	Avg.	Long	TD
1. Walt Roberts (1967)	28	737	26.3	91	1
2. John Gilliam (1967-68, 77)	31	809	26.1	94	1
3. Gene Howard (1968-69)	32	760	23.8	86	0
4. Margene Adkins (1972)	43	1,020	23.7	61	0
5. Rich Mauti (1977-80)	111	2,596	23.4	52	0
6. Wes Chandler (1978-80)	39	896	23.0	38	0

FIELD GOALS

	Att.	Made	Pct.	Long
1. Charlie Durkee (1967-68, 71-72)	101	52	.515	47
2. Tom Dempsey (1969-70)	75	40	.533	63
3. Rich Szaro (1975-78)	58	37	.638	50
4. Bill McClard (1973-75)	45	23	.511	52
5. Garo Yepremian (1979)	16	12	.750	44
6. Benny Ricardo (1980)	17	10	.588	47
7. Happy Feller (1972-73)	23	10	.435	46

Saints Big Days

100 YARDS RUSHING

Yds.	Att.	Player	Opponent	Date
161	22	Chuck Muncie	Atlanta	09-02-79
148	22	Alvin Maxson	St. Louis	12-08-74
146	14	Tony Galbreath	Kansas City	09-26-76
142	27	Andy Livingston	Washington	09-21-68
128	21	Chuck Muncie	Oakland	12-03-09
127	16	Don McCall	Washington	09-22-68
126	25	Chuck Muncie	Kansas City	09-26-76
117	18	Chuck Muncie	San Francisco	11-11-79
114	15	Jimmy Rogers	Washington	10-26-80
113	26	Bob Gresham	Green Bay	11-28-71
110	14	Tony Baker	St. Louis	11-02-69
109	15	Chuck Muncie	Los Angeles	11-28-76
109	27	Mike Strachan	Atlanta	11-02-75
107	20	Chuck Muncie	N. Y. Jets	12-04-77
105	24	Mike Strachan	Green Bay	10-12-75
102	13	Chuck Muncie	St. Louis	10-23-77
100	20	Tony Galbreath	Los Angeles	10-30-77

250 YARDS PASSING

Yds.	Player	Att.	Comp.	Opponent	Date
377	Archie Manning	38	24	San Francisco	12-07-80
355	Archie Manning	28	20	San Francisco	09-23-79
345	Billy Kilmer	32	22	St. Louis	11-02-69
344	Archie Manning	32	22	Pittsburgh	11-05-78
323	Archie Manning	32	23	Atlanta	10-19-80
314	Archie Manning	40	25	San Francisco	09-07-80
314	Archie Manning	36	25	Detroit	10-12-80
306	Archie Manning	40	25	Philadelphia	11-09-80
301	Archie Manning	39	24	New England	12-21-80
295	Archie Manning	35	20	Philadelphia	10-29-72
292	Billy Kilmer	36	17	Pittsburgh	12-15-68
291	Archie Manning	45	28	Green Bay	09-09-79
287	Archie Manning	27	17	San Francisco	10-22-72
285	Bobby Scott	35	16	St. Louis	10-23-77
285	Archie Manning	34	24	Buffalo	09-12-80
284	Archie Manning	29	14	Atlanta	09-02-79
276	Billy Kilmer	37	22	Dallas	09-28-69
276	Archie Manning	31	18	N.Y. Giants	10-08-72
268	Archie Manning	27	20	Seattle	11-18-79
264	Archie Manning	31	14	Atlanta	11-25-79
263	Archie Manning	48	24	Los Angeles	11-02-80
262	Billy Kilmer	24	14	Washington	12-17-67
261	Billy Kilmer	22	15	San Francisco	12-13-70

100 YARDS RECEIVING

Yds.	No.	Player	Opponent	Date
205	6	Wes Chandler	Atlanta	09-02-79
165	8	Danny Abramowicz	Cincinnati	11-29-70
159	4	Larry Burton	Atlanta	11-02-75
156	12	Danny Abramowicz	Pittsburgh	10-29-67
145	7	Al Dodd	St. Louis	11-02-69
144	7	Danny Abramowicz	Washington	12-17-67
144	8	Henry Childs	San Francisco	12-07-80
140	7	Danny Abramowicz	San Francisco	12-13-70
140	8	Wes Chandler	Atlanta	10-19-80
139	9	Wes Chandler	Philadelphia	11-09-80
129	8	Danny Abramowicz	Pittsburgh	12-21-69

127	12	John Beasley	San Diego	11-18-72
127	4	Wes Chandler	San Francisco	09-23-79
122	14	Tony Galbreath	Green Bay	09-10-78
121	6	Henry Childs	Seattle	11-18-79
120	4	Dave Parks	N. Y. Giants	10-08-72
119	4	Ike Harris	Philadelphia	11-09-80
117	7	Wes Chandler	Atlanta	11-12-78
117	3	Henry Childs	Atlanta	11-25-79
115	4	Paul Seal	Philadelphia	10-27-74
115	9	Danny Abramowicz	Baltimore	10-19-69
114	7	Dave Parks	St. Louis	10-11-70
113	5	Danny Abramowicz	San Francisco	11-23-69
112	7	Henry Childs	Green Bay	09-09-79
110	5	Danny Abramowicz	San Francisco	09-26-71
110	5	Dave Parks	San Francisco	10-22-72
109	2	Walt Roberts	Philadelphia	11-19-67
106	7	Tony Galbreath	Oakland	12-03-79
106	6	Wes Chandler	Detroit	10-12-80
105	9	Danny Abramowicz	Atlanta	12-07-69
103	6	Dave Parks	Pittsburgh	12-15-68
103	6	Wes Chandler	San Francisco	12-03-78
103	6	Wes Chandler	Atlanta	11-25-79
103	6	Larry Hardy	San Francisco	09-07-80
101	8	Danny Abramowicz	N.Y. Giants	10-06-68
100	3	Henry Childs	Atlanta	11-26-78

SAINTS 'CONSECUTIVE' RECORDS

INDIVIDUAL

Games Played:

- 103 Joe Federspiel (1973-80)
- 83 Dan Abramowicz (1967-73)

Games, Scoring Points:

- 41 Charlie Durkee (1967-68, 1971, last 12 games; 1972, first game)

Games, Scoring Touchdown:

- 4 Chuck Muncie (1979, 11th to 14th game)

Games, Scoring Field Goal:

- 12 Tom Dempsey (1969, 1st to 12th game)

Games, Rushing Touchdown:

- 4 Chuck Muncie (1979, 11th to 14th game)

Games, Passing Touchdown:

- 12 Archie Manning (1978, last 4 games; 1979, 1st to 9th game)

Games, None Intercepted:

- 3 Billy Kilmer (1969); Archie Manning (1971, 1973, 1978, 1979)

Passes, Completed:

- 15 Archie Manning (1979, 7th & 8th games)

Games, Pass Reception:

- 79 Dan Abramowicz (1967-73)

Points, After Touchdown:

- 66 Charlie Durkee (1967-68, 1971)

Field Goals Made:

- 11 Rich Szaro (1976)

TEAM

Wins, Regular Season:

- 3 (1969, 1978, 1979)

Wins, Preseason:

- 5 (1967)

Losses, Regular Season:

- 14 (1980)

Saints Attendance

Year	COMBINED		HOME		ROAD	
	Total	Avg.	Total	Avg.	Total	Avg.
1967	890,405	63,600	528,242	75,463	362,163	51,738
1968	884,123	63,151	519,426	74,203	374,697	53,528
1969	921,972	65,855	521,133	74,447	400,839	57,262
1970	843,342	60,238	483,234	69,033	360,108	51,444
1971	932,267	66,590	550,578	78,654	381,589	54,512
1972	880,545	62,896	467,686	66,812	421,859	60,266
1973	839,914	59,993	451,566	64,509	388,348	55,478
1974	829,873	59,277	452,236	64,605	377,637	53,948
1975	767,274	56,805	396,439	56,634	370,935	52,990
1976	714,135	51,010	359,631	51,376	354,504	50,643
1977	665,989	47,570	334,502	47,786	321,487	45,927
1978	850,418	53,151	457,607	57,201	392,811	49,101
1979	939,148	58,697	495,260	61,907	443,915	55,489
1980	808,612	50,538	385,815	48,227	422,797	52,850

LARGEST HOME CROWD TULANE STADIUM

1967	83,437	vs.	Dallas, 11-12 (Lost—10-27)
		vs.	Atlanta, 11-26 (Won—27-24)
1968	84,728	vs.	Dallas, 11-3 (Lost—3-17)
1969	80,636	vs.	Baltimore, 10-19 (Lost—10-30)
1970	77,861	vs.	Los Angeles, 11-1 (Lost—17-30)
1971	83,130	vs.	Minnesota, 11-21 (Lost—10-23)
1972	70,793	vs.	Kansas City, 9-25 (Lost—17-20)
1973	74,770	vs.	Buffalo, 11-4 (Won—13-0)
1974	74,289	vs.	Miami, 11-10 (Lost—0-21)

SUPERDOME

1975	61,497	vs.	Minnesota, 11-16 (Lost—7-20)
1976	61,413	vs.	Dallas, 9-19 (Lost—6-24)
1977	59,023	vs.	Los Angeles, 10-30 (Won—27-26)
1978	70,323	vs.	Atlanta, 11-12 (Lost—17-20)
1979	70,940	vs.	Atlanta, 9-2 (Lost—34-40) (OT)
1980	62,651	vs.	Atlanta, 10-19 (Lost—14-41)

NOTE: Largest Superdome attendance was 72,434 for first pre-season game of 1975 (Houston 13, New Orleans 7). Pre-season attendance figures are unofficial.

LARGEST ROAD CROWD

1967	62,670	vs.	New York, 10-8 (Lost—21-27)
1968	71,025	vs.	Cleveland, 11-10 (Lost—17-35)
1969	68,282	vs.	Dallas, 11-9 (Lost—17-33)
1970	66,410	vs.	Los Angeles, 12-6 (Lost—16-34)
1971	73,610	vs.	Los Angeles, 12-5 (Lost—28-45)
1972	66,303	vs.	Los Angeles, 9-17 (Lost—14-34)
1973	70,358	vs.	Los Angeles, 11-11 (Lost—7-29)
1974	64,178	vs.	Los Angeles, 9-22 (Lost—0-24)
1975	60,771	vs.	Los Angeles, 10-26 (Lost—14-38)
1976	61,685	vs.	Seattle, 11-21 (Won—51-27)
1977	53,482	vs.	Philadelphia, 11-6 (Lost—7-28)
1978	57,920	vs.	Dallas, 11-19 (Lost—7-27)
1979	74,482	vs.	Denver, 11-4 (Lost—3-10)
1980	78,147	vs.	Detroit, 10-12 (Lost—13-24)

Saints Individual Records

SCORING

MOST POINTS

Lifetime	— 243	Charlie Durkee, 1967-68, 1971-72 (52 FG's, 87 PAT's)
Season	— 99	Tom Dempsey, 1969 (22 FG's, 33 PAT's)
Game	— 18	Walt Roberts vs. Philadelphia, 11-5-67 (3 TDs)
	18	Dan Abramowicz vs. San Francisco, 9-26-71 (3 TDs)
	18	Archie Manning vs. Chicago, 10-02-77 (3 TDs)
	18	Chuck Muncie vs. San Francisco, 11-11-79 (3 TDs)

MOST CONSECUTIVE GAMES SCORING

41	Charlie Durkee (first game 1967 through 14th game 1968; last 12 games 1971 through first game 1972.)
----	--

MOST TOUCHDOWNS

Lifetime	— 37	Dan Abramowicz, 1967-73
Season	— 11	Chuck Muncie, 1979
Game	— 3	Walt Roberts vs. Philadelphia, 11-15-67
	3	Dan Abramowicz vs. San Francisco, 9-26-71
	3	Archie Manning vs. Chicago, 10-02-77
	3	Chuck Muncie vs. San Francisco, 11-11-79

MOST FIELD GOALS

Lifetime	— 52	Charlie Durkee, 1967-68; 1971-72 (101 Attempts)
Season	— 22	Tom Dempsey, 1969 (41 Attempts)
Game	— 6	Garo Yepremian, at Tampa Bay, 10-14-79 (6 Attempts)

LONGEST FIELD GOAL

63	Tom Dempsey vs. Detroit, 11-8-70 (NFL Record)
----	---

MOST POINTS AFTER TOUCHDOWN

Lifetime	— 87	Charlie Durkee, 1967-68; 1971-72 (88 Attempts)
Season	— 39	Garo Yepremian, 1979 (40 Attempts)
Games	— 6	Rich Szaro, at Seattle, 11-21-76 (6 Attempts)

MOST CONSECUTIVE POINTS AFTER TOUCHDOWN

66	Charlie Durkee, 1967-68, 1971
----	-------------------------------

MOST FIELD GOAL ATTEMPTS (One Game)

7	Tom Dempsey vs. Philadelphia, 11-30-69 (Made 4)
---	---

MOST CONSECUTIVE FIELD GOALS

11	Rich Szaro, 1976
----	------------------

RECEIVING

MOST PASSES CAUGHT

Lifetime	— 309	Dan Abramowicz, 1967-73
Season	— 74	Tony Galbreath, 1978
Game	— 14	Tony Galbreath at Green Bay, 9-10-78

MOST TOUCHDOWN PASSES CAUGHT		
Lifetime	—	37 Dan Abramowicz, 1967-73
Season	—	9 Henry Childs, 1977
Game	—	3 Dan Abramowicz vs. San Francisco, 9-26-71

MOST YARDS GAINED RECEIVING		
Lifetime	—	4,875 Dan Abramowicz, 1967-73
Season	—	1,069 Wes Chandler, 1979 (65 catches)
Game	—	205 Wes Chandler vs. Atlanta, 9-2-79 (6 catches)

LONGEST PASS RECEIVED		
	96	Walt Roberts from Billy Kilmer at Philadelphia 11-19-67

PUNTING

MOST PUNTS		
Lifetime	—	447 Tom Blanchard, 1974-78 (41.3 Avg.)
Season	—	101 Tom Blanchard, 1976 (39.3 Avg.)
Game	—	12 Tom Blanchard vs. Minnesota, 11-16-75 (42.9 Avg.)

PASSING

MOST PASSES COMPLETED		
Lifetime	—	1,714 Archie Manning, 1971-80 (3,096 Attempts)
Season	—	309 Archie Manning, 1980 (509 Attempts)
Game	—	33 Archie Manning at Green Bay, 9-10-78

MOST PASSES ATTEMPTED		
Lifetime	—	3,096 Archie Manning, 1971-80 (Completed 1,714)
Season	—	509 Archie Manning, 1980 (Completed 309)
Game	—	53 Archie Manning at Green Bay, 9-10-78 (Completed 33)

MOST PASSES HAD INTERCEPTED		
Lifetime	—	143 Archie Manning, 1971-80 (3,096 Att., 1,714 Comp.)
Season	—	21 Archie Manning, 1972 (448 Att.)
Game	—	5 Archie Manning vs. Atlanta, 9-16-73 (13 Att.)
	5	Archie Manning vs. Los Angeles, 10-7-79 (32 Att.)

MOST YARDS GAINED PASSING		
Lifetime	—	20,284 Archie Manning, 1971-80 (3,096 Att., 1,714 Comp.)
Season	—	3,716 Archie Manning, 1980 (509 Att., 309 Comp.)
Game	—	377 Archie Manning at San Francisco, 12-07-80 (38 Att., 24 Comp.)

LONGEST TOUCHDOWN PASS		
	80	Bill Kilmer to Dan Abramowicz at Washington, 12-17-67

LONGEST NON-SCORING PASS		
	96	Bill Kilmer to Walt Roberts at Philadelphia, 11-19-67

MOST TOUCHDOWN PASSES		
Lifetime	—	110 Archie Manning, 1971-80
Season	—	23 Archie Manning, 1980
Game	—	6 Bill Kilmer at St. Louis, 11-2-69

BEST PASSING PERCENTAGE

Lifetime	—	55.4 Archie Manning, 1971-80, 1971-80 (1,714 Comp., 3,096 Att.)
Season	—	61.8 Archie Manning, 1978 (291 Comp., 471 Att.)
Game	—	78.6 Archie Manning at Tampa Bay, 10-14-79 (11 Comp., 14 Att.)

MOST TIMES THROWN ATTEMPTING TO PASS

Game	—	8 Archie Manning vs. Minnesota, 11-16-75
------	---	--

MOST YARDS LOST ATTEMPTING TO PASS

Game	—	81 Archie Manning vs. San Diego, 10-09-77
------	---	---

RUSHING

MOST ATTEMPTS

Lifetime	—	787 Chuck Muncie, 1976-80, 1976-80 (3,386 yds., 4.3 Avg.)
Season	—	201 Chuck Muncie, 1977 (811 yds., 4.0 Avg.)
Game	—	27 Andy Livingston vs. Washington, 9-21-69 (142 yds. 5.3 Avg.)
	27	Mike Strachan vs. Atlanta, 11-2-75 (109 yds., 4.0 Avg.)

MOST YARDS GAINED

Lifetime	—	3,386 Chuck Muncie, 1976-80, (787 Att., 4.3 Avg.)
Season	—	1,198 Chuck Muncie, 1979 (238 Att., 5.0 Avg.)
Game	—	161 Chuck Muncie vs. Atlanta, 9-2-79 (22 Att., 7.5 Avg.)

LONGEST SCORING RUN FROM SCRIMMAGE

	74	Tony Galbreath vs. K.C., 9-26-76
--	----	----------------------------------

LONGEST NON-SCORING RUN FROM SCRIMMAGE

	54	Tony Baker at St. Louis, 11-2-69
--	----	----------------------------------

BEST AVERAGE (100 or more Attempts)

Season	—	5.0 Chuck Muncie, 1979 (gained 1,198 yards, 238 Att.)
--------	---	---

BEST AVERAGE (8 or more Attempts)

Game	—	10.5 Tony Galbreath vs. K.C., 9-26-76
------	---	---------------------------------------

TOTAL OFFENSE

MOST RUSHING AND PASSING PLAYS

Game	—	54 Archie Manning at Green Bay, 9-10-78
	54	Archie Manning vs. New England, 12-19-72

MOST TOTAL YARDS (does not include yds. lost attempting to pass)

Game	—	381 Archie Manning at San Francisco, 12-7-80 (377 passing, 4 rushing)
------	---	---

BEST AVERAGE GAIN PER PLAY (10 or more plays)

Game	—	13.0 Bill Kilmer at Philadelphia, 11-19-67 (12 plays for 156 yds.)
------	---	--

RETURNS, INTERCEPTIONS, RECOVERIES

MOST PUNT RETURNS

Lifetime	—	75	Rich Mauti, 1977-80 (611 yards)
Season	—	38	Rich Mauti, 1977 (281 yards)
Game	—	6	Pete Athas vs. Houston, 10-3-76 (161 yards)

MOST YARDS PUNTS RETURNED

Lifetime	—	611	Rich Mauti, 1977-80 (75 Returns)
Season	—	376	Howard Stevens, 1974 (37 Returns)
Game	—	161	Pete Athas vs. Houston, 10-3-76 (6 Returns)

LONGEST PUNT RETURN

	61	Pete Athas vs. Houston, 10-3-76
--	----	---------------------------------

MOST KICKOFF RETURNS

Lifetime	—	111	Rich Mauti, 1977-80 (2,596 yards)
Season	—	43	Margene Adkins, 1972 (1,020 yards)
Game	—	6	Walt Roberts at Baltimore, 12-10-67 (123 yards)
		6	Rich Mauti vs. Atlanta, 10-19-80 (137 yards)
		6	Rich Mauti vs. Philadelphia, 9-16-79 (131 yards)
		6	Jimmy Rogers vs. Philadelphia, 11-9-80 (138 yards)
		6	Jimmy Rogers at San Francisco, 12-7-80 (127 yards)
		6	Jimmy Rogers vs. New England, 12-21-80 (118 yards)

MOST YARDS ON KICKOFF RETURNS

Lifetime	—	2,596	Rich Mauti, 1977-80 (111 Returns)
Season	—	1,020	Margene Adkins, 1972 (43 Returns)
Game	—	172	John Gilliam vs. Los Angeles, 9-17-67 (4 Returns)

LONGEST KICKOFF RETURN

	94	John Gilliam vs. Los Angeles, 9-17-67 (TD)
--	----	--

MOST PASS INTERCEPTIONS

Lifetime	—	34	Tommy Myers, 1972-80 (Returned 551 yards)
Season	—	10	Dave Whitsell, 1967 (Returned 178 yards)
Game	—	3	Tommy Myers vs. Minnesota, 9-3-78

MOST YARDS INTERCEPTION RETURNED

Lifetime	—	551	Tommy Myers, 1972-80 (34 Returns)
Season	—	178	Dave Whitsell, 1967 (10 Interceptions)
Game	—	151	Tommy Myers vs. Minnesota, 9-3-78 (3 Returns)

LONGEST INTERCEPTION RETURN

	97	Tommy Myers vs. Minnesota, 9-3-78 (TD)
--	----	--

MOST OPPONENTS' FUMBLES RECOVERED

Lifetime	—	10	Bob Pollard, 1971-76
Season	—	5	Joe Federspiel, 1975
		5	Maurice Spencer, 1976
Game	—	3	Maurice Spencer vs. Atlanta, 10-10-76

MOST TIMES FUMBLED

Lifetime	—	57	Archie Manning, 1971-75, 1977-80
Season	—	9	Archie Manning, 1972 and 1973
		9	Howard Stevens, 1973
Game	—	3	Bill Kilmer at St. Louis, 12-3-67
		3	Bill Kilmer vs. Cleveland, 10-12-69
		3	Howard Stevens at Dallas, 9-24-73

Saints Team Records

OFFENSE

MOST YARDS GAINED

Season	—	5,627	1979
Game	—	519	at San Francisco, 12-7-80 (143 Rush, 376 Pass)

MOST YARDS GAINED RUSHING

Season	—	2,476	1979
Game	—	299	at K.C., 9-26-76

MOST YARDS GAINED PASSING

Season	—	3,648	1980
Game	—	376	at San Francisco, 12-7-80

FEWEST YARDS GAINED (Total Offense)

Season	—	3,189	1975
Game	—	60	vs. Minnesota, 11-16-75 (67 Rush, - 7 Passing)

FEWEST YARDS GAINED RUSHING

Lifetime	—	1,193	1967
Game	—	7	vs. San Francisco, 10-1-72

FEWEST YARDS GAINED PASSING

Season	—	1,547	1975
Game	—	-15	at San Francisco, 10-21-73

MOST RUSHING ATTEMPTS

Season	—	551	1979
Game	—	55	at Atlanta, 10-20-74
		55	at San Francisco, 10-15-78

HIGHEST AVERAGE PER RUSH

Season	—	4.5	1979
Game	—	6.8	at K.C., 9-26-76

MOST TOTAL PLAYS

Season	—	1028	1978
Game	—	86	vs. Green Bay, 10-12-75

HIGHEST AVERAGE GAIN PER OFFENSIVE PLAY

Season	—	5.7	1979
Game	—	8.1	vs. Atlanta, 9-2-79

FIRST DOWNS

MOST FIRST DOWNS

Season	—	315	1979
Game	—	29	at Green Bay, 9-9-79

FEWEST FIRST DOWNS

Season	—	183	1970
Game	—	2	at San Francisco, 10-21-73

MOST FIRST DOWNS RUSHING

Season	—	160	1979
Game	—	19	at Seattle, 11-21-76

MOST FIRST DOWNS PASSING

Season	—	183	1980
Game	—	17	vs. Dallas, 9-28-69
		17	at Green Bay, 9-10-78
		17	at San Francisco, 12-7-80

MOST FIRST DOWNS BY PENALTIES

Season	—	31	1969 and 1971
Game	—	5	3 Times (last time vs. S.F., 9-15-74)

SCORING

MOST POINTS

Season	—	370	1979
Game	—	51	at Seattle, 11-21-76
		51	at St. Louis, 11-2-69
Half	—	42	at Tampa Bay, 10-14-79
Quarter	—	28	at Seattle, 11-21-76
		28	vs. Oakland, 12-3-79

MOST TOUCHDOWNS

Season	—	46	1979
Game	—	6	at St. Louis, 11-2-69
		6	at Seattle, 11-21-76
		6	at Chicago, 10-2-77
		6	at Tampa Bay, 10-14-79

MOST POINTS AFTER TOUCHDOWN

Season	—	44	1979
Game	—	6	at Seattle, 11-21-76
		6	at Chicago, 10-2-77
		6	at Tampa Bay, 10-14-79

MOST TOUCHDOWNS RUSHING

Season	—	28	1979
Game	—	5	at Tampa Bay, 10-14-79

MOST TOUCHDOWNS PASSING

Season	—	26	1980 (566 Attempts)
Game	—	6	at St. Louis, 11-2-69

MOST FIELD GOALS

Season	—	22	1969
Game	—	5	vs. Green Bay (Mil.) 11-28-71

LARGEST MARGIN OF VICTORY

Game	—	30	Saints 30, Atlanta 0, 10-10-76
------	---	----	--------------------------------

MOST CONSECUTIVE GAMES SCORING

(First game 1967 through first game 1970)

FEWEST POINTS SCORED

Season	—	163	1973
--------	---	-----	------

LONGEST WINNING STREAK

Game	—	3	1969 (Began with 25-24 win over New York Giants, 11-16-69 and ended with 45-17 loss to Atlanta, 12-7-69); 1978 (Began with 14-7 win over San Francisco 10-15-78 and ended with 20-14 loss to Pittsburgh, 11-5-78); and 1979 (Began with 42-14 win at Tampa Bay, 10-14-79, and ended with 10-3 loss at Denver, 11-4-79).
------	---	---	---

LONGEST LOSING STREAK

14 (First games of 1980)

PASSING

MOST PASSES COMPLETED

Season	—	334	1980 (566 Attempts)
Game	—	33	vs. Green Bay, 9-10-78 (53 Attempts)

MOST PASSES ATTEMPTED

Season	—	566	1980 (334 Completions)
Game	—	53	at Green Bay, 9-10-78 (33 Completions)

BEST COMPLETION PERCENTAGE (10 or more passes)

Season	—	.614	1978 (479 Attempts, 294 Completions)
Game	—	.800	at Tampa Bay, 10-14-79 (12 of 15)

FEWEST PASSES COMPLETED

Season	—	163	1973
Game	—	2	at San Francisco, 10-15-78

FEWEST PASSES ATTEMPTED

Season	—	321	1977
Game	—	4	at San Francisco, 10-15-78 (2 Completions)

LOWEST COMPLETION PERCENTAGE

Season	—	.462	1975 (392 Attempts, 181 Completions)
--------	---	------	--------------------------------------

MOST PASSES HAD INTERCEPTED

Season	—	29	1968 (439 Attempts)
Game	—	6	vs. Atlanta, 9-16-73 (24 Attempts)

MOST TIMES SAINTS PASSERS THROWN FOR LOSSES

Season	—	53	1975
Game	—	9	vs. Los Angeles, 10-24-76

MOST YARDS LOST ATTEMPTING TO PASS

Season	—	416	1975
Game	—	78	vs. Los Angeles, 10-24-76

INTERCEPTIONS

MOST PASSES INTERCEPTED

Season	—	26	1979
Game	—	4	vs. Pittsburgh, 10-29-67; vs. Philadelphia, 11-30-69; vs. Chicago, 12-20-70; vs. Baltimore, 9-30-73; vs. Minnesota, 9-3-78; vs. Detroit, 10-21-79

FEWEST PASSES INTERCEPTED

Season	—	12	1976
		12	1980

MOST YARDS INTERCEPTIONS RETURNS

Season	—	351	1979 (26 Returns)
Game	—	176	vs. Minnesota, 9-3-78 (4 Interceptions)

FUMBLES

MOST FUMBLES

Season	—	34	1973
Game	—	6	vs. Cleveland, 12-12-71
		6	at Dallas, 9-24-73

FEWEST FUMBLES

Season	—	19	1968
--------	---	----	------

MOST OPPONENTS' FUMBLES RECOVERED

Season	—	27	1976
Game	—	5	vs. Dallas, 11-3-68; vs. Cleveland, 12-12-71; at Atlanta, 11-25-79

MOST FUMBLES LOST

Game	—	4	vs. Minnesota, 10-13-68
------	---	---	-------------------------

PUNT RETURNS

MOST PUNT RETURNS

Game	—	6	vs. Houston, 10-3-76
------	---	---	----------------------

MOST YARDS PUNTS RETURNED

Game	—	161	vs. Houston, 10-3-76 (6 Returns)
------	---	-----	----------------------------------

KICKOFF RETURNS

MOST KICKOFF RETURNS

Game	—	9	at Philadelphia, 11-19-67 (231 yards)
		9	vs. San Francisco, 10-1-72 (201 yards)

MOST YARDS KICKOFFS RETURNED

Game	—	231	at Philadelphia, 11-19-67 (9 Returns)
------	---	-----	---------------------------------------

PUNTING

MOST PUNTS

Season	—	101	1976
Game	—	12	vs. Minnesota, 11-16-75

FEWEST PUNTS

Season	—	49	1969
Game	—	1	3 Times (last time at New York Giants, 10-8-72)

PENALTIES

MOST PENALTIES

Season	—	112	1978 (1044 yards)
Game	—	14	vs. Minnesota, 9-3-78 (132 yards)

MOST YARDS PENALIZED

Season	—	1,044	1978 (112 Penalties)
Game	—	142	at New York, 10-6-68 (12 Penalties)

FEWEST PENALTIES

Season	—	58	1973 (516 yards)
Game	—	1	Six Times (Last time vs. Pittsburgh, 10-25-74)

FEWEST YARDS PENALIZED

Season	—	515	1973 (58 Penalties)
Game	—	1	vs. Green Bay, 12-17-72

DEFENSE

MOST POINTS ALLOWED

Season	—	487	1980
Game	—	62	Atlanta 62 at Saints 7, 9-16-73
		38	vs. Atlanta, 9-16-73
Half	—	38	at San Francisco, 12-7-80 (OT)
Quarter	—	28	at Philadelphia, 11-19-67; at Chicago, 10-10-71; vs. Los Angeles, 10-7-79

FEWEST POINTS ALLOWED

Season	—	263	1974
Game	—	0	Buffalo at Saints 13, 11-4-73; St. Louis at Saints 14, 12-8-74; Atlanta at Saints 30, 10-10-76

MOST YARDS ALLOWED

Season — 6,218 1980
 Game — 552 vs. Atlanta, 9-2-79

FEWEST YARDS ALLOWED

Season — 3,795 1974
 Game — 158 vs. Atlanta, 10-10-76

MOST YARDS ALLOWED RUSHING

Season — 3,106 1980
 Game — 340 vs. Los Angeles, 11-25-73

FEWEST YARDS ALLOWED RUSHING

Season — 1,758 1974
 Game — 24 vs. Washington, 10-28-73

FEWEST RUSHES ATTEMPTED

Season — 419 1969
 Game — 14 vs. Philadelphia, 11-30-69 (90 yards)

LOWEST YIELD—YARDS PER RUSH

Season — 3.8 1975
 Game — 1.3 vs. Washington, 10-28-73

MOST YARDS ALLOWED PASSING

Season — 3,183 1969
 Game — 391 at Seattle, 11-18-79

FEWEST YARDS ALLOWED PASSING

Season — 1,893 1977
 Game — 46 vs. Chicago, 12-1-68

FEWEST PASSES ATTEMPTED

Season — 333 1971 (175 Completions)
 Game — 12 vs. Oakland, 11-7-71 (6 Completions)

FEWEST COMPLETIONS ALLOWED

Season — 152 1968 (366 Attempts)
 Game — 5 vs. Chicago, 12-1-68 (20 Attempts)

LOWEST PCT. OPPONENTS' PASSES COMPLETED

Season — 41.8 1968 (153 of 366)
 Game — .250 vs. Chicago, 12-1-68 (5 of 20)

MOST TIMES TACKLED OPPONENTS' PASSER

Season — 46 1979
 Game — 7 at Atlanta, 10-20-74 (56 Yards)

MOST YARDS LOST BY OPPONENTS' PASSER

Season — 391 1979 (46 Sacks)
 Game — 56 at Atlanta, 10-20-74 (7 Sacks)

FEWEST TIMES TACKLED OPPONENTS' PASSER

Season — 17 1970 (136 Yards)

FEWEST YARDS LOST BY OPPONENTS' PASSER

Season — 136 1970 (17 Sacks)

FEWEST OFFENSIVE PLAYS (Rush and Pass)

Season — 823 1969
 Game — 45 at Philadelphia, 12-8-68

GREATEST MARGIN OF DEFEAT

55 Atlanta 62, at Saints 7, 9-16-73

OPPONENTS INDIVIDUAL RECORDS**TOTAL OFFENSE****MOST TOTAL PLAYS**

51, Jack Concannon, Chicago, 12-20-70

MOST YARDS GAINED

389, Fran Tarkenton, New York, 10-8-67

MOST YARDS PER PLAY (10 or More Plays)

11.7, Bart Starr, Green Bay, 11-17-68

RUSHING**MOST RUSHES**

30, William Andrews, Atlanta, 9-2-79

MOST YARDS GAINED

247, Willie Ellison, Los Angeles, 12-5-71

MOST YARDS PER RUSH (8 or More Carries)

11.0, Terry Bradshaw, 11-25-74 (99 yards, 9 Carries)

LONGEST SCORING RUN

80, Willie Ellison, Los Angeles, 12-5-71

LONGEST NON-SCORING RUN

65, Leroy Kelly, Cleveland, 11-10-68

PASSING**MOST ATTEMPTS**

50, Jack Concannon, Chicago, 12-20-70

MOST COMPLETIONS

28, Fran Tarkenton, Minnesota, 9-3-78

MOST HAD INTERCEPTED

4, Kent Nix, Pittsburgh, 10-29-67

4, Norm Snead, Philadelphia, 11-30-69

4, Fran Tarkenton, Minnesota, 9-3-78

MOST YARDS GAINED

384, Jim Zorn, at Seattle, 11-18-79

BEST PERCENTAGE

90.0, Scott Hunter, Atlanta, 10-31-76 (10 of 11)

MOST TOUCHDOWNS

6, Charley Johnson, St. Louis 11-2-69

LONGEST SCORING PASS

88, Bob Berry to Harmon Wages, Atlanta 12-7-69

LONGEST NON-SCORING PASS

84, Bob Berry to Ken Burrow, Atlanta, 12-19-72

PASS RECEIVING**MOST RECEPTIONS**

12, Rickey Young, Minnesota, 9-3-78

MOST YARDS GAINED

190, Ken Burrow, Atlanta, 12-19-71

MOST TOUCHDOWNS

4, Dave Williams, St. Louis, 11-2-69

PUNTING**MOST PUNTS**

10, John James, Atlanta, 10-24-74

BEST AVERAGE (5 or More)

53.4, Ron Widby, Dallas, 11-3-68

LONGEST PUNT

84, Ron Widby, Dallas, 11-3-68

PUNT RETURNS**MOST RETURNS**

9, Anthony Leonard, San Francisco, 1-17-76

MOST YARDS RETURNED

143, Chuck Latourette, St. Louis, 9-29-68

LONGEST RETURN

86, Chuck Latourette, St. Louis, 9-29-68

KICKOFF RETURNS**MOST KICKOFF RETURNS**

7, Dennis Pearson, Atlanta, 9-2-79

MOST YARDS RETURNED

189, Dave Hampton, Green Bay, 11-28-71

LONGEST RETURN

105, Travis Williams, Los Angeles, 12-5-71

SCORING**MOST FIELD GOALS**

6, Bobby Howfield, New York Jets., 12-3-72

MOST TOUCHDOWNS

4, Dave Williams, St. Louis, 11-2-69

LONGEST FIELD GOAL

52, Mark Moseley, Washington, 10-26-80

50, Mac Percival, Chicago, 12-20-70

50, Joe Danelo, N.Y. Giants, 10-29-78

MOST POINTS

24, Dave Williams, St. Louis, 11-2-69

INTERCEPTIONS**MOST INTERCEPTIONS**

3, Pat Thomas, Los Angeles, 10-7-79

MOST YARDS RETURNED

93, Ross Fichtner, Cleveland, 10-1-67

LONGEST RETURN

88, Ross Fichtner, Cleveland, 10-1-67#

64, Lem Barney, Detroit, 11-19-72

Lateral from Erich Barnes

OPPONENTS TEAM RECORDS

SCORING

MOST POINTS SCORED

62, Atlanta, 9-16-73

TOTAL OFFENSE

MOST RUSHING AND PASSING PLAYS

87, vs. Atlanta, 9-2-79

MOST YARDS

552, vs. Atlanta, 9-2-79

BEST AVERAGE GAIN

8.1, at St. Louis, 11-2-69

RUSHING OFFENSE

MOST RUSHES

62, vs. St. Louis, 10-4-80

MOST YARDS

340, vs. Los Angeles, 11-25-73

BEST AVERAGE GAIN

7.53, at Los Angeles, 12-5-71

PASSING OFFENSE

MOST ATTEMPTS

51, Chicago, 12-20-70

MOST COMPLETIONS

28, vs. Minnesota, 9-3-78

MOST HAD INTERCEPTED

4, Six Times (Last Time vs. Detroit, 10-21-79)

MOST YARDS GAINED

374, at St. Louis, 11-2-69

BEST PERCENTAGE

789, at Miami, 11-15-70 (15 of 19)

MOST TOUCHDOWNS

6, at St. Louis, 11-2-69

FIRST DOWNS

MOST FIRST DOWNS

35, vs. Atlanta, 9-2-79

MOST RUSHING

23, vs. St. Louis, 10-4-80

MOST PASSING

18, at Philadelphia, 11-19-67, vs. Atlanta 9-2-79

18, vs. Philadelphia, 11-9-80

MOST BY PENALTIES

5, at New York Giants, 10-6-68

5, at Los Angeles, 12-5-71

PUNTING

MOST POINTS

10, at Atlanta, 10-20-74

BEST AVERAGE

53.4, Dallas, 1-3-68

PUNT RETURNS

MOST RETURNS

9, San Francisco, 10-17-76

143, St. Louis, 9-29-68

KICKOFF RETURNS

MOST RETURNS

8, Washington, 9-22-68; vs. Atlanta 9-2-79

190, at San Francisco, 10-22-67

FUMBLES

MOST FUMBLES

7, Cleveland, 12-21-71; at Los Angeles, 12-16-79

12-16-79

12-16-79

12-16-79

12-16-79

12-16-79

12-16-79

12-16-79

12-16-79

12-16-79

12-16-79

12-16-79

12-16-79

12-16-79

12-16-79

12-16-79

12-16-79

12-16-79

12-16-79

12-16-79

12-16-79

12-16-79

12-16-79

12-16-79

12-16-79

12-16-79

12-16-79

12-16-79

12-16-79

12-16-79

12-16-79

12-16-79

12-16-79

12-16-79

12-16-79

12-16-79

12-16-79

12-16-79

12-16-79

12-16-79

12-16-79

12-16-79

12-16-79

12-16-79

12-16-79

12-16-79

12-16-79

12-16-79

12-16-79

12-16-79

12-16-79

12-16-79

12-16-79

12-16-79

12-16-79

12-16-79

PENALTIES

MOST PENALTIES

14, at Los Angeles, 12-5-71

195, vs. Pittsburgh, 11-25-74

MOST YARDS PENALIZED

195, vs. Pittsburgh, 11-25-74

FUMBLES

MOST FUMBLES

7, Cleveland, 12-21-71; at Los Angeles, 12-16-79

12-16-79

12-16-79

12-16-79

12-16-79

12-16-79

12-16-79

12-16-79

12-16-79

12-16-79

12-16-79

12-16-79

12-16-79

12-16-79

12-16-79

12-16-79

12-16-79

12-16-79

12-16-79

12-16-79

12-16-79

12-16-79

12-16-79

12-16-79

12-16-79

12-16-79

12-16-79

12-16-79

12-16-79

12-16-79

12-16-79

12-16-79

12-16-79

12-16-79

12-16-79

12-16-79

12-16-79

12-16-79

12-16-79

12-16-79

12-16-79

TWO-TEAM RECORDS

SCORING

93, New Orleans 51, at St. Louis 42, 11-2-69

RUSHING OFFENSE

MOST RUSHES

86, New Orleans 39, at Atlanta 47, 12-16-73

PASSING OFFENSE

719, New Orleans 374 at St. Louis 345, 11-2-69

MOST PASSES ATTEMPTED

82, New Orleans 46 at Philadelphia 36, 10-20-69

82, New Orleans 31, Chicago 51, 12-20-70

MOST PASSES COMPLETED

49, New Orleans 28, Philadelphia 21, 11-9-80

MOST HAD INTERCEPTED

8, New Orleans 4, Chicago 4, 12-20-70

MOST TOUCHDOWNS

12, New Orleans 6 at St. Louis 6, 11-2-69

FUMBLES

MOST FUMBLES

13, Cleveland 7 at New Orleans 3, 12-21-71

MOST FUMBLES LOST

8, Cleveland 5 at New Orleans 3, 12-12-71

PENALTIES

MOST YARDS PENALIZED

214, at New Orleans 132, Minnesota 82, 9-3-78

FEWEST YARDS PENALIZED

15, New Orleans 5 vs. Dallas 10, 9-28-69

FIRST DOWNS

MOST FIRST DOWNS

58, New Orleans 23 vs. Atlanta 35, 9-2-79

FEWEST FIRST DOWNS

20, New Orleans 8, Minnesota 12, 9-12-70

DEFENSIVE RECORDS

FEWEST POINTS SCORED

13, New Orleans 13, Buffalo 0, 11-4-73; Denver 10, New Orleans 3, 11-4-79

379, San Francisco 295, New Orleans 84, 10-1-72

133, San Francisco 126, New Orleans 7, 10-1-72

87, Atlanta 63, at New Orleans 24, 9-29-74

133, San Francisco 126, New Orleans 7, 10-1-72

87, Atlanta 63, at New Orleans 24, 9-29-74

133, San Francisco 126, New Orleans 7, 10-1-72

87, Atlanta 63, at New Orleans 24, 9-29-74

133, San Francisco 126, New Orleans 7, 10-1-72

87, Atlanta 63, at New Orleans 24, 9-29-74

133, San Francisco 126, New Orleans 7, 10-1-72

87, Atlanta 63, at New Orleans 24, 9-29-74

133, San Francisco 126, New Orleans 7, 10-1-72

87, Atlanta 63, at New Orleans 24, 9-29-74

133, San Francisco 126, New Orleans 7, 10-1-72

87, Atlanta 63, at New Orleans 24, 9-29-74

NFL DIRECTORY

COMMISSIONER'S OFFICE

PETE ROZELLE Commissioner
DON WEISS Executive Director
BILL RAY Treasurer
JIM HEFFERNAN Director of Public Relations
JAY MOYER Counsel to Commissioner
VAL PINCHBECK Director of Broadcasting
WARREN WELSH Director of Security
CHARLES JACKSON Assistant Director of Security
JAN VAN DUSER Director of Personnel
ART McNALLY Supervisor of Officials
JACK READER Assistant Supervisor of Officials
NICK SKORICH Assistant Supervisor of Officials
JIM STEEG Director of Special Events
BILL GRANHOLM Special Projects Coordinator
BUDDY YOUNG Director of Player Relations
JOE BROWNE Director of Information

AMERICAN FOOTBALL CONFERENCE

LAMAR HUNT President
AL WARD Assistant to the President
FRAN CONNORS Director of Information

NATIONAL FOOTBALL CONFERENCE

GEORGE HALAS President
JOE RHEIN Assistant to the President
DICK MAXWELL Director of Information

SUPER BOWL RESULTS

The Oakland Raiders won the fifth Super Bowl played in New Orleans over the Philadelphia Eagles by a score of 27-10. Other winners of the Super Bowl in New Orleans are: the Kansas City Chiefs in 1969, the Dallas Cowboys in 1971 and 1977, and the Pittsburgh Steelers in 1974. Super Bowl XVI will be played in the Silverdome in Pontiac, Michigan, January 24, 1982.

ALL-TIME SUPER BOWL RESULTS

1966—Green Bay 35, Kansas City 10 at Los Angeles, Calif.
1967—Green Bay 33, Oakland 14 at Miami, Fla.
1968—New York Jets 16, Baltimore 7 at Miami, Fla.
1969—Kansas City 23, Minnesota 7 at NEW ORLEANS, LA.
1970—Baltimore 16, Dallas 13 at Miami, Fla.
1971—Dallas 24, Miami 3 at NEW ORLEANS, LA.
1972—Miami 14, Washington 7 at Los Angeles, Calif.
1973—Miami 24, Minnesota 7 at Houston, Tex.
1974—Pittsburgh 16, Minnesota 6 at NEW ORLEANS, LA.
1975—Pittsburgh 21, Dallas 17 at Miami, Fla.
1976—Oakland 32, Minnesota 14 at Pasadena, Calif.
1977—Dallas 27, Denver 10 at NEW ORLEANS, LA.
1978—Pittsburgh 35, Dallas 31 at Miami, Fla.
1979—Pittsburgh 31, Los Angeles 19 at Pasadena, Calif.
1980—Oakland 27, Philadelphia 10 at NEW ORLEANS, LA.

NFL 1980 Standings

NFC

EASTERN DIVISION

	W	L	T	Pct.	Pts.	OP
* Philadelphia	12	4	0	.750	384	222
#Dallas	12	4	0	.750	454	311
Washington	6	10	0	.375	261	293
St. Louis	5	11	0	.313	299	350
N.Y. Giants	4	12	0	.250	249	425

CENTRAL DIVISION

	W	L	T	Pct.	Pts.	OP
* Minnesota	9	7	0	.563	317	308
Detroit	9	7	0	.563	334	272
Chicago	7	9	0	.438	304	264
Tampa Bay	5	10	1	.344	231	371
Green Bay	5	10	1	.344	271	341

WESTERN DIVISION

	W	L	T	Pct.	Pts.	OP
* Atlanta	12	4	0	.750	405	272
#Los Angeles	11	5	0	.688	424	289
San Francisco	6	10	0	.375	320	415
New Orleans	1	15	0	.063	291	487

*Division Champion; #Wild Card for playoffs

NOTE: Philadelphia won NFC Eastern title over Dallas on the basis of best net points in division games (plus 84 net points to plus 50). Minnesota won NFC Central title because of a better conference record than Detroit (8-4 to 9-5). Cleveland won AFC Central title because of a better conference record than Houston (8-4 to 7-5). San Diego won AFC Western title over Oakland on the basis of best net points in division games (plus 60 net points to plus 37).

AFC

EASTERN DIVISION

	W	L	T	Pct.	Pts.	OP
* Buffalo	11	5	0	.688	320	260
New England	10	6	0	.625	441	325
Miami	8	8	0	.500	266	305
Baltimore	7	9	0	.438	355	387
N. Y. Jets	4	12	0	.250	302	395

CENTRAL DIVISION

	W	L	T	Pct.	Pts.	OP
* Cleveland	11	5	0	.688	357	310
#Houston	11	5	0	.688	295	251
Pittsburgh	9	7	0	.563	352	313
Cincinnati	6	10	0	.375	244	312

WESTERN DIVISION

	W	L	T	Pct.	Pts.	OP
* San Diego	11	5	0	.688	418	327
#Oakland	11	5	0	.688	364	306
Kansas City	8	8	0	.500	319	336
Denver	8	8	0	.500	310	323
Seattle	4	12	0	.250	291	408

RULE CHANGES FOR 1981

Several rule changes for the 1981 season were approved by the owners at the annual meetings in March. They are:

1. The use of foreign substances such as stickum on a player's body or uniform has been banned.
2. If a player reports into the game wearing a jersey number illegal for the position he will play (such as special teams), he must report his position to the referee prior to each play, instead of only when he enters the game.
3. A fumbled kick snap can now be advanced by any member of the kicking team. In the past, only the holder or kicker could do so.
4. The chop block has been banned. In the past, the interior linemen were allowed to use the chop block.
5. Clipping has been redefined. In the past, clipping referred to an offensive block thrown past the line of scrimmage at the back of a defensive player. It will now be clipping if the block is thrown **below the waist** from behind. Above the waist, the penalty will be a 10-yard walkoff for illegal use of hands instead of the 15 yards that clipping imposes.
6. The rule governing a legal catch has been redefined. In the past, the rule stated that a receiver had to have possession of the ball long enough to perform an act common to the game (run, throw, etc.). Now, a player is ruled to have possession as long as he controls the ball while having both feet in bounds.
7. Intentional grounding has been revised. If a quarterback is judged to have intentionally grounded the ball, the defense now has the option of accepting the longstanding ten-yard penalty and loss of down, or it can now place the ball where the penalty occurred. Thus if a quarterback is called for grounding the ball 20 yards behind the line, it could result in a 20-yard loss instead of ten.

1980 Postseason Games

WILD CARD GAMES

OAKLAND 27, Houston 7 (52,762) DALLAS 34, Los Angeles 13 (64,533)

DIVISIONAL PLAYOFFS

SAN DIEGO 20, Buffalo 14 (52,028) PHILADELPHIA 31, Minnesota 16 (68,434)
Oakland 14, CLEVELAND 12 (77,655) Dallas 30, ATLANTA 27 (60,022)

CONFERENCE CHAMPIONSHIPS

Oakland 34, SAN DIEGO 27 (52,428) PHILADELPHIA 20, Dallas 7 (70,696)

SUPER BOWL XV at Superdome, New Orleans, Louisiana

Oakland 27, PHILADELPHIA 10 (75,500)

AFC-NFC Pro Bowl at Honolulu, Hawaii

NFC 21, AFC 7 (50,360)

1981 NFL Preseason Schedule

Saturday, August 1

Hall of Fame Game

Cleveland vs. Atlanta

Canton, Ohio (ABC-TV) 3:30 p.m.

FIRST WEEK

Wednesday, August 5

San Francisco at Seattle 7:30 p.m.

Thursday, August 6

Philadelphia at Houston 7:00 p.m.

Friday, August 7

Kansas City at Washington 7:30 p.m.

New York Jets at Denver 7:30 p.m.

Saturday, August 8

Atlanta at Oakland 6:00 p.m.

Baltimore at New Orleans 7:00 p.m.

Cincinnati at Tampa Bay 7:00 p.m.

Detroit at Buffalo 6:00 p.m.

Green Bay at Dallas 8:00 p.m.

Miami at Minnesota 8:00 p.m.

New York Giants at Chicago 6:00 p.m.

Pittsburgh at Cleveland 7:30 p.m.

St. Louis at San Diego 6:00 p.m.

Monday, August 10

New England at Los Angeles 8:00 p.m.

SECOND WEEK

Friday, August 14

Minnesota at Washington 7:30 p.m.

St. Louis at Seattle 7:30 p.m.

Saturday, August 15

Baltimore at New York Giants 8:00 p.m.

Chicago at Kansas City 7:35 p.m.

Cincinnati at Detroit 7:00 p.m.

Cleveland at Buffalo 6:00 p.m.

Denver at Miami 8:00 p.m.

Houston at New Orleans 7:00 p.m.

Dallas at Los Angeles (CBS) 6:00 p.m.

New England at Tampa Bay 7:00 p.m.

New York Jets at Atlanta 7:00 p.m.

Oakland vs. Green Bay at Milwaukee 7:00 p.m.

Pittsburgh at Philadelphia 6:00 p.m.

San Diego at San Francisco 6:00 p.m.

SAINTS MOST VALUABLE PLAYERS

1967—Dave Whitsell, safety
1968—Doug Atkins, defensive end
1969—Danny Abramowicz, receiver
1970—Mike Tilleman, defensive tackle
1971—Jake Kupp, guard
1972—Archie Manning, quarterback
1973—Billy Newsome, defensive end

THIRD WEEK

Friday, August 21

Los Angeles at San Diego (ABC) 6:00 p.m.

Saturday, August 22

Atlanta at Minnesota 8:00 p.m.

Buffalo at Cleveland 7:30 p.m.

Cincinnati at Chicago 6:00 p.m.

Green Bay at Denver 7:30 p.m.

Houston at Tampa Bay 7:00 p.m.

Miami at Detroit 7:00 p.m.

N.Y. Jets at N.Y. Giants 8:00 p.m.

Pittsburgh at Dallas (NBC) 8:00 p.m.

St. Louis at Kansas City 7:35 p.m.

Seattle at San Francisco 6:00 p.m.

Washington at Baltimore 8:00 p.m.

Sunday, August 23

New Orleans vs. Philadelphia 1:00 p.m.

at Syracuse (NBC)

Oakland-New England (game date and site to be determined)

FOURTH WEEK

Thursday, August 27

Minnesota at Los Angeles 8:00 p.m.

Friday, August 28

Baltimore at Seattle 7:30 p.m.

Buffalo at San Diego 6:00 p.m.

Kansas City at Miami 8:00 p.m.

Tampa Bay at Atlanta 8:30 p.m.

Saturday, August 29

Chicago at St. Louis 6:00 p.m.

Cleveland at Green Bay 7:00 p.m.

Denver at Cincinnati 7:00 p.m.

Detroit at New Orleans 7:00 p.m.

Houston at Dallas (CBS) 8:00 p.m.

New York Giants at Pittsburgh 6:00 p.m.

Philadelphia at New York Jets 8:00 p.m.

(Meadowlands)

San Francisco at Oakland 6:00 p.m.

Sunday, August 30

Washington at New England (ABC) 12:30 p.m.

1981 NFL Schedule

(All times local)

SATURDAY, SEPTEMBER 5

(First Weekend)

Minnesota at Tampa Bay 8:00

SUNDAY, SEPTEMBER 6

Baltimore at New England 1:00

Dallas at Washington 1:00

Green Bay at Chicago 1:00

Houston at Los Angeles 1:00

Kansas City at Pittsburgh 1:00

Miami at St. Louis 12:00

New Orleans at Atlanta 1:00

New York Jets at Buffalo 4:00

Oakland at Denver 2:00

Philadelphia at New York Giants 1:00

San Francisco at Detroit 1:00

Seattle at Cincinnati 1:00

MONDAY, SEPTEMBER 7

San Diego at Cleveland 9:00

THURSDAY, SEPTEMBER 10

(Second Weekend)

Pittsburgh at Miami 8:30

SUNDAY, SEPTEMBER 13

Atlanta at Green Bay 12:00

Buffalo at Baltimore 2:00

Chicago at San Francisco 1:00

Cincinnati at New York Jets 4:00

Denver at Seattle 1:00

Detroit at San Diego 1:00

Houston at Cleveland 1:00

Los Angeles at New Orleans 12:00

New England at Philadelphia 4:00

New York Giants at Washington 1:00

St. Louis at Dallas 3:00

Tampa Bay at Kansas City 12:00

MONDAY, SEPTEMBER 14

Oakland at Minnesota 8:00

THURSDAY, SEPTEMBER 17

(Third Weekend)

Philadelphia at Buffalo 8:30

SUNDAY, SEPTEMBER 20

Baltimore at Denver 2:00

Cleveland at Cincinnati 1:00

Detroit at Minnesota 12:00

Green Bay at Los Angeles 1:00

Miami at Houston 12:00

New Orleans at New York Giants 4:00

New York Jets at Pittsburgh 1:00

San Diego at Kansas City 1:00

San Francisco at Atlanta 1:00

Seattle at Oakland 1:00

Tampa Bay at Chicago 1:00

Washington at St. Louis 12:00

MONDAY, SEPTEMBER 21

Dallas at New England 9:00

SUNDAY, SEPTEMBER 27

(Fourth Weekend)

Atlanta at Cleveland 1:00

Buffalo at Cincinnati 1:00

Houston at New York Jets 1:00

Kansas City at Seattle 1:00

Miami at Baltimore 2:00

Minnesota vs. Green Bay at Milw. 1:00

New England at Pittsburgh 1:00

New Orleans at San Francisco 1:00

New York Giants at Dallas 3:00

Oakland at Detroit 1:00

St. Louis at Tampa Bay 4:00

San Diego at Denver 2:00

Washington at Philadelphia 1:00

MONDAY, SEPTEMBER 28

Los Angeles at Chicago 8:00

SUNDAY, OCTOBER 4

(Fifth Weekend)

Baltimore at Buffalo 1:00

Chicago at Minnesota 12:00

Cincinnati at Houston 1:00

Cleveland at Los Angeles 1:00

Dallas at St. Louis 12:00

Denver at Oakland 1:00

Detroit at Tampa Bay 4:00

Green Bay at New York Giants 1:00

Kansas City at New England 1:00

New York Jets at Miami 4:00

Pittsburgh at New Orleans 1:00

San Francisco at Washington 1:00

Seattle at San Diego 1:00

MONDAY, OCTOBER 5

Atlanta at Philadelphia 9:00

SUNDAY, OCTOBER 11

(Sixth Weekend)

Cincinnati at Baltimore 2:00

Cleveland at Pittsburgh 1:00

Dallas at San Francisco 1:00

Detroit at Denver 2:00

Los Angeles at Atlanta 1:00

Minnesota at San Diego 1:00

New England at New York Jets 1:00

Oakland at Kansas City 1:00

Philadelphia at New Orleans 12:00

St. Louis at New York Giants 4:00

Seattle at Houston 1:00

Tampa Bay at Green Bay 1:00

Washington at Chicago 1:00

MONDAY, OCTOBER 12

Miami at Buffalo 9:00

SUNDAY, OCTOBER 18**(Seventh Weekend)**

Buffalo at New York Jets	1:00
Denver at Kansas City	3:00
Houston at New England	1:00
Los Angeles at Dallas	8:00
New Orleans at Cleveland	1:00
New York Giants at Seattle	1:00
Philadelphia at Minnesota	12:00
Pittsburgh at Cincinnati	1:00
St. Louis at Atlanta	1:00
San Diego at Baltimore	2:00
San Francisco vs. Green Bay at Milw.	12:00
Tampa Bay at Oakland	1:00
Washington at Miami	1:00

MONDAY, OCTOBER 19

Chicago at Detroit	9:00
--------------------	------

SUNDAY, OCTOBER 25**(Eighth Weekend)**

Baltimore at Cleveland	1:00
Cincinnati at New Orleans	1:00
Denver at Buffalo	1:00
Green Bay at Detroit	1:00
Kansas City at Oakland	1:00
Los Angeles at San Francisco	1:00
Miami at Dallas	3:00
Minnesota at St. Louis	12:00
New England at Washington	1:00
New York Giants at Atlanta	1:00
San Diego at Chicago	3:00
Seattle at New York Jets	4:00
Tampa Bay at Philadelphia	1:00

MONDAY, OCTOBER 26

Houston at Pittsburgh	9:00
-----------------------	------

SUNDAY, NOVEMBER 1**(Ninth Weekend)**

Atlanta at New Orleans	12:00
Baltimore at Miami	1:00
Chicago at Tampa Bay	1:00
Cleveland at Buffalo	1:00
Dallas at Philadelphia	4:00
Detroit at Los Angeles	1:00
Houston at Cincinnati	1:00
Kansas City at San Diego	1:00
New England at Oakland	1:00
New York Jets at New York Giants	1:00
St. Louis at Washington	1:00
San Francisco at Pittsburgh	1:00
Seattle at Green Bay	1:00

MONDAY, NOVEMBER 2

Minnesota at Denver	7:00
---------------------	------

SUNDAY, NOVEMBER 8**(Tenth Weekend)**

Atlanta at San Francisco	1:00
Chicago at Kansas City	1:00
Cincinnati at San Diego	1:00
Cleveland at Denver	2:00
Detroit at Washington	1:00
Miami at New England	1:00
New Orleans at Los Angeles	1:00

New York Giants vs. Green Bay at Milw.	12:00
New York Jets at Baltimore	4:00
Oakland at Houston	12:00
Philadelphia at St. Louis	12:00
Pittsburgh at Seattle	1:00
Tampa Bay at Minnesota	12:00

MONDAY, NOVEMBER 9

Buffalo at Dallas	8:00
-------------------	------

SUNDAY, NOVEMBER 15**(Eleventh Weekend)**

Baltimore at Philadelphia	1:00
Buffalo at St. Louis	12:00
Chicago at Green Bay	12:00
Cleveland at San Francisco	1:00
Dallas at Detroit	4:00
Denver at Tampa Bay	1:00
Houston at Kansas City	1:00
Los Angeles at Cincinnati	1:00
New Orleans at Minnesota	12:00
New York Jets at New England	1:00
Oakland at Miami	1:00
Pittsburgh at Atlanta	1:00
Washington at New York Giants	4:00

MONDAY, NOVEMBER 16

San Diego at Seattle	6:00
----------------------	------

SUNDAY, NOVEMBER 22**(Twelfth Weekend)**

Denver at Cincinnati	1:00
Detroit at Chicago	12:00
Green Bay at Tampa Bay	1:00
Miami at New York Jets	4:00
New England at Buffalo	1:00
New Orleans at Houston	12:00
New York Giants at Philadelphia	1:00
Pittsburgh at Cleveland	1:00
St. Louis at Baltimore	2:00
San Diego at Oakland	1:00
San Francisco at Los Angeles	1:00
Seattle at Kansas City	1:00
Washington at Dallas	3:00

MONDAY, NOVEMBER 23

Minnesota at Atlanta	9:00
----------------------	------

THURSDAY, NOVEMBER 26**(Thirteenth Weekend)**

Chicago at Dallas	3:00
Kansas City at Detroit	12:30

SUNDAY, NOVEMBER 29

Atlanta at Houston	3:00
Baltimore at New York Jets	1:00
Cincinnati at Cleveland	1:00
Denver at San Diego	1:00
Green Bay at Minnesota	12:00
Los Angeles at Pittsburgh	1:00
New York Giants at San Francisco	1:00
Oakland at Seattle	1:00
St. Louis at New England	1:00
Tampa Bay at New Orleans	1:00
Washington at Buffalo	1:00

MONDAY, NOVEMBER 30

Philadelphia at Miami	9:00
-----------------------	------

THURSDAY, DECEMBER 3**(Fourteenth Weekend)**

Cleveland at Houston	8:00
----------------------	------

SUNDAY, DECEMBER 6

Atlanta at Tampa Bay	4:00
Buffalo at San Diego	1:00
Dallas at Baltimore	2:00
Detroit at Green Bay	12:00
Kansas City at Denver	2:00
Los Angeles at New York Giants	1:00
Minnesota at Chicago	12:00
New England at Miami	1:00
New Orleans at St. Louis	12:00
New York Jets at Seattle	1:00
Philadelphia at Washington	1:00
San Francisco at Cincinnati	1:00

MONDAY, DECEMBER 7

Pittsburgh at Oakland	6:00
-----------------------	------

SATURDAY, DECEMBER 12**(Fifteenth Weekend)**

Minnesota at Detroit	4:00
New York Jets at Cleveland	12:30

SUNDAY, DECEMBER 13

Baltimore at Washington	1:00
Buffalo at New England	1:00
Chicago at Oakland	1:00

NFL PLAYOFF TIE-BREAKERS**DIVISION TIES****Two Clubs**

1. Head-to-Head (best won-lost-tied percentage in games between the clubs).
2. Best won-lost-tied percentage in games played within the division.
3. Best won-lost-tied percentage in games played within the conference.
4. Best won-lost-tied percentage in common games, if applicable.
5. Best net points in division games.
6. Best net points in all games.
7. Strength of schedule.
8. Best net touchdowns in all games.
9. Coin toss.

WILD CARD TIES

1. If all the tied clubs are from the same division, apply division tiebreaker.
2. If the tied clubs are from different divisions, apply the following steps.

Two Clubs

1. Head-to-Head, if applicable.
2. Best won-lost-tied percentage in games played within the conference.
3. Best won-lost-tied percentage in common games, minimum of four.
4. Best net points in conference games.
5. Best net points in all games.
6. Strength of schedule.
7. Best net touchdowns in all games.
8. Coin toss.

Three-or-More Clubs

1. Head-to-Head (best won-lost-tied percentage in games among the clubs).
2. Best won-lost-tied percentage in games played within the division.
3. Best won-lost-tied percentage in games played within the conference.
4. Best won-lost-tied percentage in common games.
5. Best net points in division games.
6. Best net points in all games.
7. Strength of schedule.
8. Best net touchdowns in all games.
9. Coin toss.

Three or More Clubs

1. Head-to-Head sweep (applicable only if one club has defeated each of the others or one club has lost to each of the others).
2. Best won-lost-tied percentage in games played within the conference.
3. Best won-lost-tied percentage in common games, minimum of four.
4. Best net points in conference games.
5. Best net points in all games.
6. Strength of schedule.
7. Best net touchdowns in all games.
8. Coin toss.

Cincinnati at Pittsburgh	1:00
Green Bay at New Orleans	12:00
Houston at San Francisco	1:00
Miami at Kansas City	1:00
New York Giants at St. Louis	12:00
Philadelphia at Dallas	3:00
San Diego at Tampa Bay	1:00
Seattle at Denver	2:00

MONDAY, DECEMBER 14

Atlanta at Los Angeles	6:00
------------------------	------

SATURDAY, DECEMBER 19**(Sixteenth Weekend)**

Buffalo at Miami	4:00
Dallas at New York Giants	12:30

SUNDAY, DECEMBER 20

Cincinnati at Atlanta	1:00
Cleveland at Seattle	1:00
Denver at Chicago	12:00
Green Bay at New York Jets	1:00
Kansas City at Minnesota	12:00
New England at Baltimore	2:00
Pittsburgh at Houston	3:00
St. Louis at Philadelphia	1:00
San Francisco at New Orleans	1:00
Tampa Bay at Detroit	1:00
Washington at Los Angeles	1:00

MONDAY, DECEMBER 21

Oakland at San Diego	6:00
----------------------	------

Media Information

PRESS GATE: Press entrance for Saints' games at Superdome is located on lower level of northwest parking garage (side nearest Claiborne Ave. overpass) near the center of the building. Press door opens at 10:30 a.m. (press will-call at this entrance). Parking passes use Girod St. entrance.

CREDENTIAL REQUESTS: Superdome press box space is reserved for the working news media. Requests should be made at least one week in advance and directed to Greg Suit, public relations director, New Orleans Saints, 1500 Poydras St., New Orleans, La. 70112.

TELEVISION AND RADIO: Network television and visiting radio are assigned to numbered booths in main press box. Spotters and statisticians are available upon advance request.

PHOTOGRAPHERS: Only accredited working photographers and cameramen are allowed on sidelines. They must wear a "field photo" credential and kneel behind the 12-foot restricted zone. The bench areas are off limits at all times. Photographers should take special note of conditions of use listed on the credential.

LOCKER ROOMS: Only accredited working media are allowed in locker rooms after the games. There is no admission before the game.

TELEPHONES: Requests for service should be directed to Patricia Litchfield (504) 587-3854.

AMFAX: Requests for service should be directed to David Perrone, (504) 834-2588.

Leon Letulle, formerly of Sports Comm, also operates a copy transmission service. He can be reached at

PRESS BOX SERVICES: Statistical information is supplied before, during and after game. Scores of other games are announced and posted as received. Refreshments are served in the press lounge before game, half-time, and post-game.

TRANSPORTATION: Rides to Moisant International Airport will be arranged for visiting media with tight departure schedules.



Wayne Mack and Danny Abramowicz

SAINTS ON WGSO RADIO

New Orleans Saints home and away games will be broadcast by WGSO (1280) as the flagship station of the Saints network.

WGSO sports director Wayne Mack will be play-by-play announcer for the sixth year. Analyst is former Saints wide receiver Danny Abramowicz.

Saints Radio Network:

LOUISIANA

Bastrop KJBS
Baton Rouge ... WAFB
Bogalusa WIKC
Covington WARB
Donaldsonville .. KSMI
Hammond WFPR
Houma KHOM
Lafayette KXKW
Lake Charles ... KAOK
Lake Providence KLPL
LaPlace WCKW
Mansfield KJVC
Monroe KMLB
Morgan City ... KMRC
New Orleans ... WGSO
New Roads KWRG

Oak Grove KWCL
Pineville KPAL
Port Sulphur ... KAGY
Winnfield KVCL
Winnsboro KMAR

ALABAMA

Mobile WKRG

MISSISSIPPI

Aberdeen WHAY
Bay Springs WHII
Biloxi WLOX
Bonneville WBIP

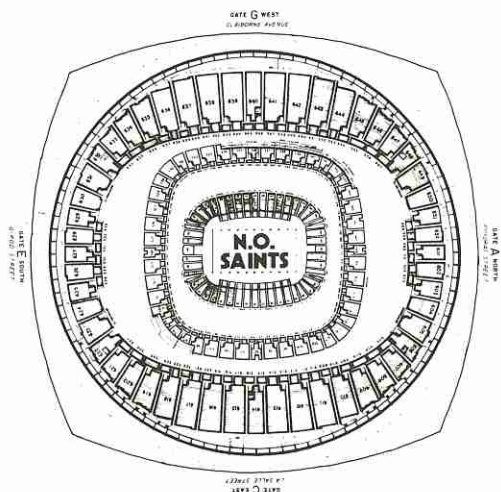
Brookhaven WCHJ
Clarksdale WJBI
Clinton WHJT
Columbia WEFF
Columbus WJWF
Drew WDRU
Greenville WNIX
Hattiesburg WHSY
Hernando WVIL
Laurel WNSL
McComb WHNY
Monticello WMLC
Natchez WNAT
Pascagoula WGUD
Picayune WJOJ
Vicksburg WQMV
Wiggins WIGG

SAINTS PRESEASON GAMES ON TELEVISION

Saints 1981 preseason games will be shown on television. WWL (4) will tape replay home games against the Baltimore Colts on Sunday Aug. 9 at 10:30 p.m.; against the Houston Oilers on Sunday Aug. 16 at 1:30 p.m.; and against the Detroit Lions on Sunday Aug. 30 at 12 p.m.

The preseason game against the Philadelphia Eagles on Sunday, Aug. 23 at the Carrier Dome in Syracuse, N.Y. will be telecast live nationally on NBC. The Saints-Eagles game will be carried locally by WDSU (6) at 12 noon.

Saints Ticket Information



LOUISIANA SUPERDOME SEATING CAPACITY: 71,330

TICKET PRICES

Season*	Single Game	
\$140.00	Loge Level	\$14.00
\$120.00	Plaza Level	\$12.00
\$100.00	Terrace Level	\$10.00

*Based on 10-game home season, including two pre-season games. (Does not include preseason opener vs. Baltimore.)

Mail orders will be accepted when accompanied by a certified check or money order for the amount of the tickets plus \$1 for handling.

On game days, tickets may be purchased at the Superdome on the plaza level beginning at 9 a.m.


SINGLE GAME TICKET OUTLETS

Individual game tickets are available at official Saints ticket outlets at the following locations: NEW ORLEANS—Alcazar Lounge, 10100 Morrison Road; Gemelli's Men's Store, 117 Camp St.; Papillon Lounge, 5771 Crowder Road. METAIRIE—Gemelli's Men's Store, 3770 Veterans Hwy. GRETN—Felix Seafood House, 500 Franklin St. MARRERO—Eddie's Rose Room, 6625 10th St. BRIDGE CITY—Fasullo Supermarket. BATON ROUGE—Godchaux's, 1500 Main St. GULFPORT, MISS.—J.C. Penny, Edgewater Mall; Keesler Air Force Base. MOBILE, ALA—Brunell Travel, 100 Saint Joseph St.

TICKET OFFICE

The New Orleans Saints ticket office is located in the Louisiana Superdome. Office Hours are 9 a.m. to 5 p.m. weekdays. The ticket office is also open during these hours on Saturday before regular season home games.

AN OFFER FROM THE NFL...



TURN PRO!

There's a great new magazine coming your way from the NFL.

PRO! shows you the hard-hitting action on the field in full-color photography. And PRO! takes you behind the scenes... into locker rooms and coaching offices.

No other magazine shows you the game the way PRO! does... from the *inside*. We're *part* of the NFL. And PRO! is *all* football, so there's room to cover the entire league and every phase of the game... in depth!

We want you to experience PRO! football excitement for yourself... with no obligation.

Call now. We'll send you a trial issue and reserve a Charter

Subscription in your name.

PRO! is *not* available at newsstands... only by subscription... so be sure to call.

When your trial copy comes, read and enjoy the new magazine from the NFL. And to keep PRO! coming, just pay the invoice that comes with it. You'll get seven monthly issues, August through February, for just \$18.

If the trial issue does not live up to your expectations, simply write "cancel" on the invoice and mail it back to us. You owe nothing. And the trial issue is yours.

Call 1-800-453-9500... and turn PRO!



A1GQ1T



GREAT TEAMWORK



Like the Saints, Kentwood depends on great teamwork to bring you a winning combination of superb water and superior service. Management, plant technicians, customer service representatives and courteous, uniformed route salesmen combine their talents to see that you are served with the best.

OFFICIAL DRINKING WATER OF THE NEW ORLEANS SAINTS

Artesian Water • Distilled Water • Fluoridated Water • Coolers and Dispensers • Complete Office Coffee Service • Single Service Coffee Break Supplies



KENTWOOD

New Orleans 821-3333
Houma (504) 876-5128
Venice (504) 657-9551
Gulf Coast (601) 769-6392