

SAINTS 1984 OFFICIAL MEDIA GUIDE



\$2.00

SAINTS FANS... THIS BUD'S FOR YOU.



ANHEUSER-BUSCH, INC. • ST. LOUIS

SAINTS 1984 SCHEDULE

PRESEASON GAMES

Date	Opponent	New Orleans Kickoff Time
Aug. 4 (Sat.)	at Kansas City Chiefs	7:30 p.m.
Aug. 11 (Sat.)	ATLANTA FALCONS	7:00 p.m.
Aug. 18 (Sat.)	at Houston Oilers	8:00 p.m.
Aug. 25 (Sat.)	WASHINGTON REDSKINS	12 Noon

NATIONAL FOOTBALL LEAGUE GAMES

Sept. 2	ATLANTA FALCONS	12 Noon
Sept. 9	TAMPA BAY BUCCANEERS	12 Noon
Sept. 16	at San Francisco 49ers	3:00 p.m.
Sept. 23	ST. LOUIS CARDINALS	12 Noon
Sept. 30	at Houston Oilers	3:00 p.m.
Oct. 7	at Chicago Bears	12 Noon
Oct. 14	LOS ANGELES RAMS	12 Noon
Oct. 21	at Dallas Cowboys	8:00 p.m.
Oct. 28	at Cleveland Browns	12 Noon
Nov. 4	GREEN BAY PACKERS	12 Noon
Nov. 11	at Atlanta Falcons	12 Noon
Nov. 19 (MON.)	PITTSBURGH STEELERS	8:00 p.m.
Nov. 25	SAN FRANCISCO 49ers	3:00 p.m.
Dec. 2	at Los Angeles Rams	3:00 p.m.
Dec. 9	CINCINNATI BENGALS	12 Noon
Dec. 15	at New York Giants	11:30 a.m.

ON THE COVER

Entering his fourth season as head coach/general manager, O.A. (Bum) Phillips' plan for the Saints includes a defensive scheme that last year brought New Orleans the no. 1 overall defensive ranking in the National Football Conference and the no. 1 ranking in the National Football League against the pass. Essential to that success is Phillips' 3-4 defense. Phillips was the first NFL coach to employ the three-man front as a primary alignment, pioneering what has become the dominant look of NFL defenses. Cover designed by Greg Suit. Cover art by Doug Knutson of Hellman Design Associates in Waterloo, Iowa.

JOHN W. MECOM, JR.

Owner



Entering his 18th season as an owner in the National Football League, John W. Mecom, Jr., 44, combines experience and youthful vitality in his efforts to build a winner in New Orleans.

His genial relationship with his Saints staff and untiring enthusiasm serve him well in his role as chief executive of New Orleans' NFL franchise.

Mecom was awarded the Saints franchise on December 15, 1966 and became, at age 27, the youngest owner in NFL history. His youthful entry

into the NFL was surpassed by an early involvement in the Mecom family business. At an early age, he began on-the-job training at the hand of his father, the late John Mecom, Sr., learning the daily workings of the Mecom enterprises from the ground up.

He now sits at the head of the Mecom family business network that includes wide-ranging interests in oil, sulphur, ranches and hotels, including the exclusive Warwick Towers in Houston, Texas.

In addition to his efforts to build a winning tradition for the Saints, Mecom's philanthropic efforts in New Orleans have dramatically benefitted many civic endeavors. For example, approximately \$2 million has been raised for the Saints-Lions Eye and Ear Clinic through Mecom's sponsorship of an annual preseason game to benefit the Louisiana Lions Clubs project. A Mecom contribution resulted in the renovation of the locker rooms at Tad Gormley Stadium, a football facility in New Orleans City Park used by many of the area high schools. The YMCA and March of Dimes are also among the many civic and charitable projects with which the Saints owner has become involved in New Orleans.

Mecom has also positioned the Saints to assist with funding for the recently-completed Ronald McDonald House, an important support facility for the city's medical community. He has made substantial contributions toward the construction of a playground for handicapped children (Independence Isles), the Symphony, and the development of a human performance center at Southern Baptist Hospital.

Mecom was born in Houston, Texas, Oct. 11, 1939. He attended the universities of Oklahoma and Texas and played freshman football at Oklahoma. He is a member of Sigma Alpha Epsilon.


At Oklahoma he met Katsy Mullendore of Pawhuska, Oklahoma. They were married in 1962.

His avid interest in sports includes auto racing. In 1966, John and John Sr. designed, developed and owned the winning entry (driven by Graham Hill) in the Indianapolis 500.

John and Katsy reside in Houston, but also maintain a residence in New Orleans. They have four children: John III, Katsy, Mary Elizabeth and Kathleen.

EDDIE JONES

President



Eddie Jones is in his third season as president of the franchise.

Jones returned to the Saints as president in February, 1982, after serving two years as vice-president of the John Mecom Co. in Houston, Texas where his duties included daily operations of the wide-ranging business interests of John Mecom, Jr., of which the Saints are a vital part.

The team's chief executive officer first joined the Saints staff in 1968 as business manager and served in that capacity until 1973 when he was appointed treasurer.

In 1977, Jones was appointed vice-president. He was named executive vice-president prior to the 1978 season and guided franchise operations until joining the Mecom Co. fulltime following the 1979 campaign.

During Jones' tenure as executive vice-president, the Saints enjoyed their two best seasons of the 1970's, gaining a 7-9 record in 1978 and 8-8 in 1979.

Following his first season as club president, Jones was appointed by the NFL to the executive committee of National Football League Properties, Inc.

Born in Houston, Texas, Jones grew up in Denham Springs, La. and was an all-state basketball player at Denham Springs High School. He graduated from Louisiana State University with a degree in accounting. He worked for Arthur Andersen & Co. as a certified public accountant before joining the Saints.

An Air Force veteran, Jones and his wife Marilyn have three children: Wendy, Todd and Jeffrey. They reside in Mandeville.

FRED WILLIAMS

Vice-President Administration



Fred Williams was named vice-president of administration in 1982 after directing front office operations as assistant to the president during the 1981 season.

He prepared to direct the club's administration by serving as assistant to owner John Mecom, Jr. beginning in 1971. In that position he gained firsthand experience in every aspect of franchise operations.

His association with the Saints began in 1968 when he joined the Mecom family as a security consultant.

Williams is the first native New Orleanian to head Saints administrative operations. He attended Fortier High School and Tulane University.

Prior to joining the Saints, Williams pursued a law enforcement career in New Orleans and served four years as head of the district attorney's Rackets Bureau. Upon graduation from the police academy he received the PMBA Award presented in recognition of the highest overall score in academics, Judo, firearms and first aid.

A Marine Corps veteran, Williams and his wife Jessie live in Slidell. They have five children: Lynn, Jeff, Kevin, Amy and Christopher.

PAT PEPLER

Director of Football Operations



Pat Pepler is in his fourth season with the Saints, his second as director of football operations.

Pepler served the Saints 1981-82 as Director of Player Negotiations. He was elevated to his present post in 1983. He joined the Saints from the Houston Oilers, where he was assistant general manager 1977-80.

A graduate of Michigan State University, Pepler played football, baseball, and basketball. After a brief stint in pro baseball, he coached in Michigan high schools, and spent eight years as an assistant football coach at North Carolina State.

One season on the Wake Forest coaching staff followed before Pepler joined the Green Bay Packers as director of player personnel under Vince Lombardi.

Also serving the Packers as assistant general manager, Pepler was a vital part of the Green Bay organization that won the NFL title in 1965 and successive Super Bowls in 1967 and 1968.

Pepler moved to the Miami Dolphins as director of pro scouting in 1971 and again played a part in successive Super Bowl victories, 1973 and 1974.

He joined the Atlanta Falcons in 1975 as general manager and served as interim coach for nine games in 1976.

A Baltimore native, Pepler has six children: Pamela (Nickoli), Susan (Hamachek), Walter, Terry, John and Jim. Pepler lives in Destrehan.

SAINTS RETIRED NUMBERS

The only numbers in the 15-year history of the Saints to be retired are 81 and 31. Defensive end Doug Atkins wore 81. He played from 1967-69. The former University of Tennessee all-American ended his 17-year playing career in the Saints' third year of existence. Jimmy Taylor, the all-pro running back who rose to fame with the Green Bay Packers, wore 31.

JACK CHERRY

Administrative Assistant



Jack Cherry is in his fourth year with the Saints, joining the team in 1981 from private business.

Cherry began his sports career as a writer for the Columbus (Ohio) Evening Dispatch. After serving at the Lancaster Evening Gazette, he was named sports information director at his alma mater, Xavier (Ohio), and worked there 1958-71. He was appointed assistant SID at Louisiana

State University in 1972. He served as SID at Kansas in 1973, and moved to the Houston Texans of the WFL in 1974. In 1975, he joined the Houston Oilers as director of media services, and was named director of public relations in 1976.

Cherry was head of his own television production company, 1978-80.

Jack and his wife, Barbara, have four children: Jack, Lisa Anne, Patrick and Tom. They live in Destrehan.

SAINTS-LIONS CHARITY GAME

For the 16th successive season, the Saints will play a preseason contest for the benefit of three Lions club charities. Named the "Louisiana Lions Clubs Charity Game, the Saints have helped raise over \$1.5 million since the inception of the contest in 1969. Benefactors are the Louisiana Lions' camp for handicapped children at Leesville; the Lions' mobile Glaucoma screening unit in New Orleans; and the Lions/Saints Eye and Ear Clinic in New Orleans. The Atlanta Falcons face the Saints in the 1984 game at the Superdome, Aug. 11.

CARL MAUCK, Offensive Line



Carl Mauck joined the Saints in 1982 following a NFL playing career that spanned 13 years.

Mauck was selected out of Southern Illinois University by the Baltimore Colts in the 13th round of the 1969 draft. He played with the Colts, Miami Dolphins, and San Diego Chargers before going to the Houston Oilers in a 1975 trade. He was coached for six seasons at Houston by O. A.

(Bum) Phillips. During his playing career, he played in 156 consecutive games, starting 155 consecutively.

He retired following the 1981 season and was scheduled to begin a radio show in the Houston area before joining the Saints staff.

Mauck is a native of McLeansboro, Illinois, where he was born July 7, 1947. He and his wife, Vicki, have four children: Timothy, Chrissy, Teresa, and Cathy. They live in Destrehan.

LAMAR McHAN, Wide Receivers




In his ninth season, Lamar McHan has been a Saints coach longer than any other man in team history.

McHan joined the Saints as quarterbacks coach under John North (1974-75). He returned in 1978 under Dick Nolan, and developed the Saints passing attack into one of the most respected in the NFL.

An all-America quarterback at the University of Arkansas and number one draft choice of the Chicago Cardinals, McHan played with the Cardinals (1954-58), Green Bay Packers (1959-60), Baltimore Colts (1961-62), and San Francisco 49ers (1963). He coached at Northern Arizona (1969-70) and Texas-Arlington (1971-73).

McHan is a native of Lake Village, Arkansas, where he was born December 16, 1932. He and his wife, Barbara, have three children, Lance, Lisa and Megan. They reside in Metairie.

RUSSELL PATERNOSTRO, Strength



Russell Paternostro joined the Saints in 1981 after success at training both individuals and teams at every level of competition.

A New Orleans native, Paternostro graduated from West Jefferson High School, and attended San Diego State University. He played football in high school and also at Camp Pendleton, California, during his navy tour of duty.

Paternostro returned to New Orleans in 1962, and managed and owned health clubs in the New Orleans area.

Paternostro was born July 21, 1940 in New Orleans. He and his wife, Mercy, have two daughters, Angela and Robyn. They reside in Jefferson.

HAROLD RICHARDSON, Special Teams



Harold Richardson joined the Saints staff in 1981 after ten years coaching in the collegiate ranks.

A tight end at Southern Methodist University, Richardson played on one of only three Mustang teams to win the Southwest Conference championship in 35 years. He also was an all-conference selection in baseball, and lettered two

years for the Mustangs.


Richardson coached at SMU after graduating (1971-72), and moved to Oklahoma State (1973-76). He was on the staff at Texas Christian (1977-78) before becoming defensive coordinator at North Texas State (1978-80).

Harold was born September 27, 1944 at Houston, Texas. He and his wife, Ramona, live in Destrehan.

NATIVE SAINTS

Two Saints veterans are natives of New Orleans. Linebacker Ken Borelton attended Brother Martin High School in the city and played college football at LSU. Guard Louis Oubre is a product of St. Augustine High School who joined the Saints as a draft choice from Oklahoma in 1981.

JOE SPENCER, Quality Control



Joining the Saints in 1981 as offensive line coach, Joe Spencer was named to his present position in 1983.

Spencer played offensive tackle at Oklahoma State. He played professionally with the Brooklyn Dodgers (1948), Cleveland Browns (1949-50), and Green Bay Packers (1951-52).

His first coaching job was at Austin (Texas) College as head coach (1952-60). He then coached with the newly-organized Houston Oilers as the Oilers won the first AFL championship game in 1960. After leaving the Oilers in 1965, he coached with the CFL Edmonton Eskimos (1966-67), and returned to the AFL with the New York Jets (1968-70). With the Jets, he coached the line that protected Joe Namath in their Super Bowl III upset of the Baltimore Colts.

After a year at St. Louis (1971), Spencer coached at Kansas University (1972-73), and the WFL Chicago Fire (1974) before joining the Kansas City Chiefs (1975-80).

Parents of two children, Jeff and Sara, Spencer and his wife, Betty, live in Destrehan.

LANCE VAN ZANDT, Defensive Backs




Under Lance Van Zandt, the Saints secondary contributed heavily to the Saints defense that was toughest against the pass in the entire NFL in 1983.

Van Zandt spent four years (1977-80) as defensive coordinator at the University of Nebraska. During that time, the Cornhuskers went to bowl games each year. A graduate of Lamar University, Van Zandt began his coaching career at New Mexico Highlands (1966-67) working with Saints offensive backfield coach John Levra. He then coached at West Texas State (1968-69), and Texas A&M (1970-71). After a year at Rice (1972), Van Zandt moved to Oklahoma State (1973-74). He then became assistant head coach and defensive coordinator at Kansas (1975-76).

Van Zandt was born January 19, 1939 at Amarillo, Texas. He and his wife, Jeanette, have two sons, Jared and Matthew. They live in Destrehan.

JOHN PAUL YOUNG, Linebackers



In addition to John Paul Young's chores as Saints linebacker coach, he is also the general manager of the team's Metairie practice facility.

Young played college football at Texas-El Paso. He was a four-year starter at linebacker, and captained the Miners his senior season. He was named all-conference three years and was on the second team all-America squad as a


senior.

Young's coaching career began under O.A. (Bum) Phillips at Texas-El Paso (1962-64). After three years at Jacksonville (Texas) High School (1964-66), he coached at SMU (1966-68) and Oklahoma State (1969). He then spent eight years at Texas A&M (1970-77). The Aggies led the Southwest Conference four consecutive years in total defense during Young's tenure.

Young held the post of linebackers and special teams coach with the Houston Oilers (1978-80), during which time the Oilers made the playoffs all three years.

Young was born December 31, 1939 at Dallas, Texas. He and his wife, Dolores, have two sons, John Paul, Jr. and Jason Phillips. They reside in Destrehan.

WILLIE ZAPALAC, Defensive Line



In 1983, the Saints set a team record and were third in the NFL with 56 sacks. Willie Zapalac's defensive line had 35 of those sacks.

Zapalac joined the Saints in 1981 from Buffalo, where he coached 1978-80. The Bills won the AFC Eastern Division crown in 1980.


Zapalac went to Texas A&M. He played in two College All-Star games and two East-West Shrine games.

He started his coaching career at A&M (1953-60), and moved to Texas Tech (1961-62) and Oklahoma State (1963) before serving at the University of Texas for 12 years (1964-75) under Darrell Royal.

His first pro coaching job came with the St. Louis Cardinals (1976-77) as defensive line coach. He moved to Buffalo before coming to the Saints.

Zapalac and his wife Dorothy, have three children: sons Bill and Jeff, who played on national championship teams at Texas coached by their father, and daughter Jill. They reside in Destrehan.

DEAN KLEINSCHMIDT, Trainer




Now in his 16th year with the Saints, Dean Kleinschmidt was appointed head trainer in 1971. He was, at that time, the youngest head trainer in the NFL.

A native of Morgan, Minnesota, Kleinschmidt attended Indiana University. He served as student assistant trainer and staff assistant trainer. Since joining the Saints in 1969, he has served annually on the Senior Bowl staff as trainer. He is on the faculty of the United States Sports Academy in Mobile, Alabama, traveling to different parts of the world to lecture on modern training techniques. He has lectured in Sweden in 1976, Mexico City in 1978, and in Bahrain, an Arabian province, in 1984.

Kleinschmidt and his wife, Marlene, live in Metairie with their son, Rhett.

KEVIN MANGUM, Assistant Trainer



In his fourth year with the Saints, Kevin Mangum was named to his present position in 1981.

Mangum served as student trainer at Southwest Mississippi Junior College for two seasons, and two additional years at his alma mater, the University of Southern Mississippi, where he graduated with a bachelor's degree in athletic administration and coaching with a specialization

in athletic training.

A native of Tylertown, Mississippi, Mangum is single and resides in River Ridge.

SAINTS MOST AND LEAST

In 1983, head coach/general manager O. A. (Bum) Phillips and his staff set a club record when he selected only five players in the college draft. Tom Fears and his staff selected 36 players in the 1967 draft for the most selections ever used in the college draft by the Saints.

DAN SIMMONS, Equipment Manager




Now in his twelfth year with the Saints, Dan Simmons is the second in a family of NFL equipment managers. Father Bill is equipment manager for the St. Louis Cardinals.

Simmons joined the Saints in 1973 after assisting his father in St. Louis for two seasons. A graduate of Meramec College in St. Louis, Dan served four years in the Navy following his graduation.

Dan and his wife, Elaine, live in Mandeville with their three children, Tracy, Tony, and Amy.

GLENNON POWELL, Assistant Equipment Manager



Better known as Silky, Powell joined the Saints in 1975.

A native of New Orleans, Powell worked in physical education with the New Orleans Recreation Department. He also served as a coach and manager at his alma mater, Redemptorist High School.

Silky is single and resides in the Irish Channel area of New Orleans.

LESTER VALLET, Grounds Superintendent



Lester Vallet joined the Saints in 1979 with extensive experience in sports facility management and maintenance.

Vallet was stadium superintendent at Tulane University for 12 years. He also served as field crew supervisor at the Louisiana Superdome for three years.

Lester and his wife, Carolyn, have two sons, Lester, Jr. and Melvin. They live in New Orleans.

ERBY AUCOIN, Director of Photography



Erby Aucoin joined the Saints in 1968, and since then has set the pace in the NFL in team photography.

A native of Napoleonville, La., Aucoin graduated from LSU. Under his direction, the Saints were the first NFL team to have a complete film laboratory, which Aucoin operates from the team's Metairie practice facility.

In addition to his photography talents, Aucoin is also a carpenter and an accomplished Acadian chef.

Erby and his wife, Rosalie, reside in River Ridge. They have three sons, Erby III, Albert and Douglas; and five daughters, Patricia, Jayne, Cynthia, Deidra and Michelle.

ALBERT AUCOIN, Photographer



Son of director of photography Erby Aucoin, Albert has been with the Saints since 1976, when he started as a photographer in training camp. He joined the staff fulltime in 1980.

Albert graduated from East Jefferson High School in New Orleans. A native New Orleanian, Albert and his wife, Lori, reside in Metairie.

SUPERDOME FACTS

Total Land Area.....	52 acres	Parking Garages.....	*5,000 cars, 250 buses
Height.....	273 feet	Superscreen TV.....	6 sides, each 26' x 22'
Diameter Dome.....	680 feet clear span	Lighting.....	15,200 fixtures
Concrete.....	169,000 cubic yards	Scoreboards.....	4, each 8' x 88'
Structural Steel.....	20,000 tons	Electric Wiring.....	400 miles
Air Conditioning.....	9,600 tons	Aluminum Siding.....	more than 500,000 sq. ft.
Convention Rooms.....	40	Area of Roof.....	9.7 acres
Restrooms.....	88	Escalators.....	32
Private Box Suites.....	64	Elevators.....	9 passenger, 1 freight

SCOUTING

BOBBY BALDWIN, Player Personnel Scout




Bobby Baldwin came to New Orleans in 1981, bringing over a quarter-century of coaching and scouting experience to the Saints.

Baldwin served on the staff of the Houston Oilers as scout 1978-80. Prior to joining the Oilers, he coached at Texas-El Paso, Middle Tennessee State, and Kansas University. Baldwin also served as assistant coach at the University of Houston for nine years, working with O.A. (Bum) Phillips for three of those seasons. He is in his 27th season in football.

Baldwin has four children: daughter Mickie, and sons Robby, John and Billy. He and his wife, Patsy, live in Destrehan.

HAMP COOK, Player Personnel Scout



Now in his 12th season with the Saints, Hamp Cook joined the club in 1973.


Cook coached high school teams in Mississippi and Alabama and was an assistant coach at the University of Southern Mississippi for eight years before joining the Saints. He graduated from Southern Mississippi with a masters degree in physical education.

Cook and his wife, Tinkey, live in Hattiesburg, Mississippi. They have three children, Chuck, Tracey, and Kyle.

THE BUM PHILLIPS SHOW

"The Bum Phillips Show" airs weekly in New Orleans on WWL-TV (4) for the third consecutive year. The program can also be seen on other affiliated stations in Louisiana, Alabama and Texas. Check local listings. WWL-TV sports director Jim Henderson hosts the half-hour program which features an inside look at the Saints, highlights of previous games and previews of upcoming opponents. Head coach/general manager O.A. (Bum) Phillips speaks also on other football-related topics. The show is produced by Mike Adams, of WWL-TV.

BOB HILL, Player Personnel Scout




Bob Hill came to the Saints as conditioning coach in 1978, and was assigned to the scouting staff in 1981.

A running back at Jackson State, he served there 13 years as an assistant coach, and as head coach 1971-75. His teams had a 44-12-1 record and three times were Southwestern Athletic Conference co-champions. He coached Walter

Payton of the Bears and Robert Brazile of the Oilers as collegians.

A native of Charleston, Mississippi, Hill holds a masters degree in education. Bob and his wife, Betty, have a daughter, Roslyn.

JOE WOOLLEY, Player Personnel Scout



Joe Woolley joined the Saints in 1981 after serving the Houston Oilers as director of scouting for three seasons (1978-80).

Woolley joined the Oilers in 1973, and left to enter private business in 1975. He returned to head the Oilers' scouting effort.

He has coached successful high school teams at Galveston (Ball) High School and Texarkana (Ark.) High School, leading both teams to state playoff berths.


A graduate of Oklahoma State University where he played offensive and defensive tackle, Joe and his wife, Martha, have a son, Scott.

ON THE ROAD WITH THE SAINTS

Kansas City	Westin Crown Center	816-474-4400
Houston	Warwick	713-526-1991
San Francisco	San Francisco Airport Hilton	415-589-0770
Chicago	Marriott	312-836-6142
Dallas	Summit	214-243-3363
Cleveland	Marriott Airport	216-252-5333
Atlanta	Atlanta Marriott Airport	404-766-7900
L.A. Rams	Anaheim Marriott	714-750-8000
N.Y. Giants	Loew's Glen Pointe	201-836-0606

ADMINISTRATION

BOB LANDRY, Business Manager/ Controller



1984 will be Bob Landry's fifth season with the Saints. He joined the team in 1980.

A native of New Orleans, Landry graduated from the University of New Orleans in accounting, and holds a masters degree in business administration. He worked for ten years as an accountant with the Monsanto Corporation. He also served four years in the Air Force, attaining the rank of captain.

Landry resides in River Ridge. He has three daughters, Tiffany, Tracy and Tammy.

CHARLEEN SHARPE, Assistant Controller



Charleen Sharpe joined the Saints staff during the 1981 season.

Charleen served as assistant controller for First Homestead Federal Savings and Loan Corporation for eight years before joining the Saints.

A New Orleans native, Charleen graduated from Andrew Jackson High School and attended the University of New Orleans.

Charleen and her husband, Floyd, reside in Chalmette with their daughter Melissa.

BARRA BIRRCHEER, Director of Marketing/ Travel Coordinator



Now in his 14th season with the Saints, Barra Birrcher was named to his present post in 1981.

Birrcher joined the Saints in 1971 as entertainment director. He took on the added duties of game program advertising director in 1977 and travel coordinator in 1979.

A New Orleans native and graduate of the University of New Orleans, Birrcher is a former publicity director at the Fair Grounds. He had his own advertising agency and is a past president of the Advertising Club of New Orleans.

Birrcher and his wife, Kay, live in Metairie with their two children, Christine and David.



BRUCE BROUSSARD, Ticket Manager

Bruce Broussard joined the Saints in 1983 as ticket manager.

Broussard came to the Saints from LePavillon Hotel in New Orleans, where he served eight years, four as general manager.

A New Orleans native, Broussard attended Cor Jesu High School and Loyola University, where he graduated with a degree in accounting. He is a past president of the New Orleans Hospitality Accountants Association, and was on the board of directors of the New Orleans Hotel and Motel Association.

Bruce and his wife, Lynn, live in Metairie. Their two sons, Bruce, Jr. and Mark, are students at LSU.



SANDY KING, Ticket Office Supervisor

Sandy King is in her 14th year of service to the Saints. She joined the staff full time in 1971 after working in the ticket office partime for three seasons.

A native of Detroit, Michigan, Sandy graduated from Harperwoods High School. She and her husband, Dwight, have two sons, Gary and Steve.

They reside in New Orleans East.




JAY ROMIG, Data Processing Manager

In his eighth season with the Saints, Jay Romig was named to his present position in 1979.

Romig started in the training room with the Saints, serving there 1977-78 as assistant trainer.

He also served as assistant trainer for the University of New Orleans for one year, and was named head trainer, holding that title for a year.

A native New Orleanian and UNO graduate, Romig attended Brother Martin High School. He is single and resides in New Orleans.



GREG SUIT, Director of Public Relations

Greg Suit is in his eighth season with the Saints. He was appointed to his present position in 1981.


Suit came to the Saints in 1977 as assistant director of public relations. He was promoted to publicity director in 1980.

Suit was sports information director and assistant athletic director at the University of New Orleans for five years. He won four national awards for his sports publications.

A native of Cincinnati, Ohio, Suit graduated from Miami University (Ohio) and worked as a news writer for the Middletown (Ohio) Journal.

In 1984, Suit was tabbed by the National Football League to assist the NFC squad at the Pro Bowl in Honolulu, Hawaii.

Greg and his wife, Karen, live in New Orleans with their son, Ted.



RUSTY KASMIERSKY, Assistant Director of Public Relations

Rusty Kasmiersky joined the Saints staff in 1981.

Kasmiersky served as student assistant sports information director at Southwest Texas State University for three years, where he graduated in 1979. He then served one year as sports information

director at Angelo State University.

Kasmiersky worked for the Saints 1975-79 as an equipment manager in summer camp. A native of Garwood, Texas, Rusty and his wife, Donna, live in Kenner.



SYLVIA ALFORTISH, Public Relations Assistant

Now in her eleventh season with the Saints, Sylvia Alfortish was named to her present position in 1983. She served as public relations secretary since 1974.

Alfortish graduated from McDonough High School. A native of New Orleans, Sylvia resides in Chalmette with her three sons, Sean, Todd and Jeffrey.

Saints Bench

COACHING



Fran Albright
Head coach



Ellen Frisard
Coaching



Yvette Arceneaux
Receptionist

ADMINISTRATION



Ruth Barker
Receptionist



Barbara Schoen
Administration



Linda Bourgeois
Business



Rachel Spreen
Marketing



Sam Surtain
Clerk

TICKETS



Elizabeth Mitchell



Judy Chavis



Fran Pope



Terry Exsterstein

1983 Saints Veterans



7 MORTEN ANDERSEN

Kicker 3rd Year With Saints

Ht: 6-2 Wt: 200 College: Michigan State

Born: August 19, 1960 at Struer, Denmark

Joined Saints: Draft Choice No. 4, 1982

PRO: Had good 1983 season, hit 18 of 24 field goal attempts . . . won three games with last-second field goals, 9/18 vs. Chicago (41 yards in overtime), 10/9 at Atlanta (35 yards on last play of game) and 12/11 at Philadelphia (50 yards in overtime) . . . led team in scoring with 91 points . . . 37-38 extra points . . . biggest day of 1983 was at Atlanta 10/9 when he accounted for 13 of the Saints' 19 points, including the game-winner . . . strong leg, kicks many kickoffs out of the end zone . . . injured on first play as a pro vs. St. Louis in opening game of 1982, missed next game . . . kicked only five field goals in 1982, made two.


COLLEGE: First-team all-America as senior by UPI, Walter Camp, and Sporting News . . . played in 1982 Blue-Gray and Senior Bowl games . . . also all-Academic Midwest as senior with 3.25 GPA . . . kicked school record 63-yard field goal as senior . . . had only 17 of 56 kickoffs returned senior season . . . dual major, communications and German.

PERSONAL: Attended Davis High School in Indianapolis, Indiana as exchange student . . . was member of Danish national handball team, as was his father . . . never kicked a football until coming to U.S. . . . started playing soccer at age five . . . speaks six languages . . . active making personal appearances in New Orleans area during offseason . . . single . . . lives in New Orleans.

GAMES PLAYED: (1982, 8); (1983, 16). Total 24.

FIELD GOALS

	PAT	1-19	20-29	30-39	40-49	50+	Total	Pts.	BK
1982	6-6	—	—	1-1	1-3	0-1	2-5	12	0
1983	37-38	2-2	8-8	3-4	2-6	3-4	18-24	91	2
Totals	43-44	2-2	8-8	4-5	3-9	3-5	20-29	103	2



47 CLIFF AUSTIN

Running Back 2nd Year With Saints
Ht: 6-0 Wt: 190 College: Clemson
Born: March 2, 1960 at Atlanta, Georgia
Joined Saints: Draft Choice No. 3b, 1983

PRO: Started 1983 on injured reserve (shoulder), remained there for the first five games . . . saw action in the remaining contests . . . rushed four times for 16 yards on the season, all against Atlanta 11/6 . . . caught two passes for 25 yards at San Francisco 11/13 . . . also had four kickoff returns for 67 yards in that game . . . quickness, speed and strength add depth to Saints backfield, should see more action in 1984 . . . 66th player selected in draft . . . acquired with draft choice from St. Louis for DE Elois Grooms.

COLLEGE: Led Clemson in rushing as junior and senior . . . earned all-ACC honors and played in Blue-Gray and Senior Bowl games . . . had 260 yards on only 27 carries vs. Duke senior year . . . majored in administrative management.

PERSONAL: Attended Avondale (Ga.) High School . . . averaged over 100 yards per game as senior in high school . . . married (Portia) . . . lives in Lithonia, Georgia in offseason.

GAMES STARTED/PLAYED: (1983, 0/11).

	Rushing				STATISTICS Receiving				Kickoff Returns			
	No.	Yds.	LG	TD	No.	Yds.	LG	TD	No.	Yds.	LG	TD
1983	4	16	5	0	2	25	18	0	7	112	27	0

PRONUNCIATION GUIDE

Ken Bordelon	BOAR-duh-lawn	Rich Mauti	MAW-tee
Brad Edelman	ED-ul-mun	Guido Merkens	GHEE-do MUR-kins
Russell Erxleben	ERKS-lay-ben	Rob Nairne	NAIRN
Hokie Gajan	GUY-jhon	Louis Oubre	OO-bray
Jeff Groth	GROWTH	Scott Pelluer	puh-LURE
Steve Korte	COURT	Jim Pietrzak	PETER-zak
Jim Kovach	KOE-vawch	Frank Wattelet	WATT-lit
Dave Lafary	la-FAR-ee		




50 KEN BORDELON

Linebacker 8th Year With Saints
Ht: 6-4 Wt: 226 College: LSU
Born: August 26, 1954 at New Orleans, La.
Joined Saints: Trade with Los Angeles Rams, 1976

PRO: Spent entire 1983 season on injured reserve after suffering a torn Achilles' tendon in 1983 training camp . . . expected to make strong return in 1984 . . . played in all nine games in 1982 as outside linebacker and special teamer . . . career total five interceptions returned 38 yards . . . picked off then, Raiders quarterback Ken Stabler and returned for TD in 1979 . . . drafted in 5th round by Rams in 1976 . . . Saints gave 4th round choice in 1977 draft to acquire him.

COLLEGE: Lettered four years as defensive lineman at LSU . . . spent 1984 offseason rehabilitating ankle, studying real estate at local university . . . single . . . resides in Kenner.



85 HOBY BRENNER

Tight End 4th Year With Saints
Ht: 6-4 Wt: 240 College: Southern California
Born: June 2, 1959 at Linwood, California
Joined Saints: Draft Choice No. 3B, 1981

PRO: Second on team in catches in 1983 with 41 for 574 yards . . . tied for lead in receiving TDs with 3 . . . started every game, caught at least one pass in every game except at Philadelphia 12/11 . . . had Saints' only 100-yard receiving game of 1983, vs. Chicago 9/18 when he hauled in 5 passes for 105 yards and a TD . . . longest reception of the season was a 38-yarder 11/21 vs. Jets . . . pro career started slowly in 1981 when he was on injured reserve with bothersome turf toe 6 of first 7 games . . . missed final game of 1982 on injured reserve (knee) . . . drafted with choice acquired from Minnesota in trade for FB Tony Galbreath.

COLLEGE: Led USC receivers in total yards in 1980 . . . his 26 receptions were the most for a USC tight end since Charles Young's 29 catches in 1972 . . . AP honorable mention all-America in 1980, and 2nd team all-PAC 10 . . . also 1979 first team all-West Coast . . . majored in business.

PERSONAL: Attended Fullerton (Calif.) High School . . . led basketball team to state semifinals in 1976 . . . full name is Hoby F.J. Brenner . . . single . . . lives in Fullerton in offseason.

GAMES STARTED/PLAYED: (1981, 1/9); (1982, 8/8); (1983, 16/16). Totals 25/33.

Year	No.	RECEIVING			
		Yards	Avg.	LG	TD
1981	7	143	20.4	34	0
1982	16	171	10.7	25	0
1983	41	574	14.0	38	3
Totals	64	888	13.9	38	3



67 STAN BROCK

Tackle 5th Year With Saints

Ht: 6-6 Wt: 275 College: Colorado

Born: June 8, 1958 at Portland, Oregon

Joined Saints: Draft Choice No. 1, 1980

PRO: Started all 16 games in 1983, the third year he has started every game . . . has played in every game since becoming a Saint . . . has received Pro Bowl votes three consecutive years for his performance those seasons . . . all-rookie selection in 1980 by UPI and Pro Football Weekly.

COLLEGE: Called by Colorado coach Chuck Fairbanks "the best pass blocker in college football" his senior year . . . first team all-Big Eight in 1979 . . . played in Hula and Senior Bowls . . . started every game at right tackle as junior and senior . . . team captain and four-year letterman . . . majored in physical education.

PERSONAL: Attended Jesuit High School in Beaverton, Oregon . . . made all-state team as fullback . . . lettered in basketball and track also . . . brother Pete is center with the New England Patriots, and was their No. 1 pick in 1976 . . . father is retired riverboat fireman on the Columbia River . . . full name is Stanley James Brock . . . married (Lori) with two daughters (Sara, 12/24/79 and Jessica, 5/15/81) . . . lives in Mandeville.

GAMES STARTED/PLAYED: (1980, 12/16); (1981, 16/16); (1982, 9/9); (1983, 16/16). Totals 53/57.



75 BRUCE CLARK

Defensive End 3rd Year With Saints

Ht: 6-3 Wt: 275 College: Penn State

Born: March 31, 1956 at New Castle, Pennsylvania

Joined Saints: Trade With Green Bay, 1982

PRO: Had solid 1984 at left end for Saints . . . ended season with 4½ sacks for 44 yards in losses . . . defended one pass and recovered one fumble . . . missed game at Philadelphia 12/11 (knee) for only game in 1983 he did not start . . . started all 9 games in 1982 and led team in sacks with 5½ . . . came to Saints in 1982 from Toronto of CFL where he played for two seasons . . . was drafted by Green Bay in first round of 1980 draft . . . Packers had his NFL rights when he returned, Saints gave Green Bay no. 1 draft choice in 1983 draft to acquire him.

COLLEGE: Consensus all-America 1978 and 1979 . . . Lombardi Trophy winner in 1978 . . . finalist for Lombardi Trophy three years . . . Outland Trophy finalist in 1978 . . . started six games freshman season at LB . . . majored in food service and housing administration.

PERSONAL: Attended New Castle (Pa.) High School . . . captain of football and basketball teams . . . also competed in track, holds school record in pole vault . . . star on wrestling team as well . . . married (Sandra) with son (Justin, 6/15/83) . . . spent 1983 offseason working at New Orleans Hilton in catering department . . . lives in Metairie.

GAMES STARTED/PLAYED: (1982, 9/9); (1983, 15/15). Total 24/24.



68 KELVIN CLARK

Guard 3rd Year With Saints, 6th in NFL
Ht: 6-3 Wt: 265 College: Nebraska
Born: January 30, 1956 at Odessa, Texas
Joined Saints: Trade With Denver, 1982

PRO: Integral part of Saints' four-guard system, saw a lot of playing time despite not starting in 1983 game . . . recovered fumble in end zone for first pro TD 10/23 at Tampa Bay . . . plays either guard position . . . came from Denver in a 1982 preseason trade, was switched from tackle to guard following Saints' first regular season game that year . . . drafted by Broncos in first round of 1978 draft . . . Saints gave fourth-round draft choice in 1984 draft to acquire him.

COLLEGE: Regarded as the strongest lineman in Nebraska history at the time of his graduation . . . made five first team all-America squads in 1978, and was honorable mention all-America in 1977 . . . started junior and senior seasons at tackle for Cornhuskers . . . played in Challenge and Hula Bowl games . . . majored in physical education.

PERSONAL: Attended Odessa (Tex.) High School . . . participated in football and was third baseman on the baseball team . . . married (Judy) . . . lives in Mandeville.

GAMES PLAYED/STARTED: (1979, 0/15); (1980, 5/14); (1981, 3/16); (1982, 0/9); (1983, 0/16). Totals 8/70. Totals with Saints 0/25.

SAINTS IN PRO BOWL

1967 — Dave Whitsell, safety; 1968 — Dave Rowe, defensive tackle; 1969 — Tom Dempsey, kicker; Jake Kupp, guard; Tony Baker and Andy Livingston, running backs; Tom Fears, coach; 1978 — Archie Manning, quarterback; 1979 — Wes Chandler, wide receiver; Henry Childs, tight end; Archie Manning, quarterback; Chuck Muncie, halfback; Tommy Myers, safety; 1981 — George Rogers, halfback; 1982 — George Rogers, halfback; 1983 — Rickey Jackson, linebacker.



83 KENNY DUCKETT

Wide Receiver 3rd Year With Saints
Ht: 6-0 Wt: 187 College: Wake Forest
Born: October 1, 1959 at Winston-Salem, North Carolina
Joined Saints: Draft Choice No. 3c, 1982

PRO: Injuries hampered Kenny's performance later in the season, he had 19 catches in the first 9 games, none in the last 7 . . . gathered in a 35-yard pass from Dave Wilson vs. St. Louis 9/4 to salt away a 28-17 win . . . had a 95-yard kickoff return nullified in that game also . . . caught 48-yarder 9/11 at Los Angeles . . . had five catches for 53 yards and a TD in his only 1983 start (9/18 vs. Chicago) . . . also had a 61-yard kickoff return to set up score in that game . . . set up winning field goal with 41-yard kickoff return inside two minutes to play 10/9 at Atlanta . . . missed two games (11/6, 11/13) with foot injury, saw action in other 14 . . . drafted with choice acquired from Washington for TE Henry Childs.

COLLEGE: Converted tailback made switch after redshirt season to wide receiver, started three games . . . honorable mention all-America by Sporting News . . . set ACC record in 1980 for TD receptions in a season with 12 . . . played in 1980 Tangerine Bowl against LSU . . . also participated in 1982 Japan Bowl . . . majored in speech, communications and theatre.

PERSONAL: Attended Reynolds High School in Winston-Salem, N.C. . . . scored 20 TDs and rushed for over 2,000 yards in his high school career . . . one of very few professional athletes with diabetes, takes insulin injections daily . . . single . . . maintains offseason home in Kenner.

GAMES STARTED/PLAYED: (1982, 0/7); (1983, 1/14). Totals 1/21.

Year	Receiving					Kickoff Returns			
	No.	Yds.	Avg.	LG	TD	No.	Yds.	LG	TD
1982	12	196	16.3	31	2	2	39	25	0
1983	19	283	14.9	48	2	33	719	61	0
Totals	31	479	15.5	48	4	35	758	61	0



63 BRAD EDELMAN

Guard 3rd Year With Saints

Ht: 6-6 Wt: 265 College: Missouri

Born: September 3, 1960 at Jacksonville, Florida


Joined Saints: Draft Choice No. 2, 1982

PRO: Has started every game since coming to Saints, 25 . . . had another stellar year at guard, received all-Pro votes . . . center in college, was moved to guard in 1982 training camp . . . could play any position on the offensive line . . . can also make the deep snap for punts and field goals.

COLLEGE: Top-rated center in 1982 draft by scouting combine . . . NEA and Sporting News first team All-America, honorable mention by both wire services . . . was on the field 91 plays vs. Mississippi State senior year . . . played in 1982 Hula and Olympia Gold Bowls . . . majored in business and public administration.

PERSONAL: Attended Parkway North High School in Creve Coeur (St. Louis) Missouri . . . captained football, basketball and track teams there . . . diverse personal interests include experience as singer and choreographer . . . he and several teammates cut popular Saints record "Who Dat" starring Aaron Neville during 1983 season . . . grandfather once offered him \$100 to quit football . . . single . . . resides in Kenner.

GAMES STARTED/PLAYED: (1982, 9/9); (1983, 16/16). Totals 25/25.



99 TONY ELLIOTT

Nose Tackle 3rd Year With Saints

Ht: 6-2 Wt: 265 College: North Texas State

Born: April 23, 1959 at New York, New York

Joined Saints: Draft Choice No. 5, 1982

PRO: Enthusiastic player saw much action at nose guard in 1983 . . . had 6 sacks for 52 yards in losses . . . came to Saints smallish at 247 pounds in 1982, has since bulked up to the 265-270 pound range . . . extremely strong, quick, aggressive . . . missed four 1983 games (11/13-12/4) on reserve/non-football illness . . . came back to see extensive action in final two contests.

COLLEGE: Displayed excellent quickness by making plays all over the field from his nose guard spot . . . coached in college by Saints special teams coach Harold Richardson, who was defensive coordinator at North Texas State . . . majored in business.

PERSONAL: Attended Harding High School in Bridgeport, Connecticut . . . married (Dorothy) . . . lives in Kenner.

GAMES STARTED/PLAYED: (1982, 0/9); (1983, 0/12). Totals 0/21.



14 RUSSELL ERXLEBEN

Punter 5th Year With Saints

Ht: 6-4 Wt: 219 College: Texas

Born: January 13, 1957 at Seguin, Texas

Joined Saints: Draft Choice No. 1, 1979

PRO: Ranked 7th in NFC punting in 1983 . . . punted 74 times for a 41-yard average . . . 8 punts were downed inside the opponents' 20-yard line in 1983 . . . completed pass for 24 yards and first down to sustain scoring drive 9/18 vs. Chicago . . . tied career longest punt with 60-yarder 11/13 at San Francisco . . . completed pass for 39 yards and TD vs. Atlanta in 1982 . . . broke team record with 43-yard average in 1982 . . . has appeared in 57 consecutive games for Saints.

COLLEGE: All-American shares NCAA record for longest field goal with 67-yarder against Rice in 1977 . . . kicked three field goals of more than 60 yards and 11 of more than 50 yards . . . career punting average of 44.2 yards on 214 punts . . . led nation in punting with 46.6 average in 1976 and 45.9 average in 1977 . . . kicked record 52-yard field goal in Senior Bowl in 1979 . . . holds degree in business with a second degree in finance.

PERSONAL: Attended Seguin (Texas) High School . . . scratch golfer . . . last name is pronounced ERKS-lay-ben . . . offseason interests include finance dealings in New Orleans area . . . sponsors annual golf tournament for former Arkansas kicker Steve Little . . . married (Kari) with son (Russell II, 12/6/82) . . . resides in Kenner.

GAMES PLAYED: (1979, 1); (1980, 16); (1981, 16); (1982, 9); (1983, 16). Total 58.

Year	No.	Yds.	Avg.	Punting			BK	Field Goals		
				TB	In 20	LG		FG	PAT	Pts
1979	4	148	37.0	0	0	40	0	2-2	4-4	10
1980	89	3499	39.3	3	24	47	0	2-5	2-3	8
1981	66	2672	40.5	6	10	60	0	None		
1982	46	1976	43.0	6	6	60	0	0-1	1-1	1
1983	74	3034	41.0	9	8	60	0	None		
Totals	279	11329	40.6	24	48	60	0	4-8	7-8	19



46 HOKIE GAJAN

Fullback 3rd Year With Saints

Ht: 5-11 Wt: 230 College: LSU

Born: September 6, 1959 at Baton Rouge, Louisiana

Joined Saints: Draft Choice No. 10, 1981

PRO: Started 12 games in 1983 . . . had first career 100-yard rushing day 11/21 vs. Jets when he ran for 113 yards on 11 carries . . . scored 4 TDs . . . finished 1983 third on Saints rushing list behind George Rogers and Wayne Wilson . . . caught 4 passes 10/16 vs. San Francisco, and 3 passes 10/30 at Buffalo and 12/4 at New England . . . came to Saints at 205 pounds, hard work and dedication built him up to his present 230 . . . strongest legs on the team, can lift 1300 pounds on leg machine . . . spent 1981 on injured reserve, the result of a car accident where he received a gash in his forehead requiring stitches and making it impossible to wear a helmet . . . broke his ankle working out while waiting for his forehead to heal.

COLLEGE: Lettered four years at LSU, was team captain in 1980 . . . 1979 was his best season when he led the Tigers in rushing with 568 yards . . . also returned punts and kickoffs . . . caught 18 passes in 1980 from fullback position . . . majored in general business.

PERSONAL: Attended Baker (La.) High School . . . full name is Howard Lee Gajan, Jr. . . . married (Judy) with two daughters (Jennifer, 4/28/78 and Kristin 6/2/83) . . . resides in Mandeville.

GAMES STARTED/PLAYED: (1982, 4/9); (1983, 12/16) Totals 16/25.

Year	No.	Yds.	Rushing			TD	No.	Receiving		
			Yds.	Avg.	LG			Yds.	LG	TD
1982	19	77	4.1	12	0	3	10	9	0	
1983	81	415	5.1	58	4	17	130	26	0	
Totals	100	492	4.9	58	4	20	140	26	0	



20 RUSSELL GARY

Strong Safety 4th Year With Saints

Ht: 5-11 Wt: 195 College: Nebraska

Born: July 31, 1959 at Minneapolis, Minnesota

Joined Saints: Draft Choice No. 2a, 1981

PRO: Missed opening two games with injury (hamstring), but came back to start final 14 and had solid season . . . intercepted three passes in 1983, and returned them 70 yards . . . best game was 11/21 vs. Jets when he intercepted the first pass thrown to set up Saints' initial TD in the game . . . also defended two passes in that game . . . defended 14 passes on the season . . . forced 2 fumbles . . . had three sacks and two interceptions in 1982 . . . career total 43 passes defended . . . ability to cover receivers one-on-one . . . called by some coaches the finest strong safety in professional football.

COLLEGE: Strongest defensive back in Nebraska history . . . strength coaches all-America team in 1980 . . . went to Nebraska as tailback, was converted to cornerback as sophomore, and opened junior year at strong safety . . . AP and UPI first team all-Big Eight and AP honorable mention all-America senior year . . . defensive MVP in Senior Bowl . . . also played in East-West Shrine game . . . majored in broadcasting.

PERSONAL: Attended Central High School in Minneapolis, Minn. . . . all-city, all-region, all-state in football senior year . . . Central High's Scholastic Athlete of the Year for highest GPA of any athlete . . . full name is Russell Craig Gary . . . spent last two offseasons working in public relations for Crescent Distributing Co. . . . single . . . lives in New Orleans.

GAMES STARTED/PLAYED: (1981, 14/14); (1982, 9/9); (1983, 14/14). Totals 37/37.

Year	No.	Interceptions			TD	Sacks	
		Yds.	LG	Yds. Lost			
1981	1	0	0	0	1	9	
1982	2	25	19	0	3	27	
1983	3	70	26	0	None		
Totals	6	95	26	0	4	36	



88 EUGENE GOODLOW

Wide Receiver 2nd Year With Saints
 Ht: 6-2 Wt: 190 College: Kansas State
 Born: December 19, 1958 at St. Louis, Missouri
 Joined Saints: Draft Choice No. 3b (1982), Signed 1983

PRO: Heralded receiver came from CFL and tied for second on Saints' 1983 receiving list with 41 catches . . . played in all 16 games, became starter 10/30 at Buffalo . . . had six games where he caught more than one pass . . . best day of 1983 was 12/11 at Philadelphia where he hauled in 7 passes for 92 yards . . . caught passes for TDs 9/11 at Rams and 10/23 at Tampa Bay . . . was drafted by Saints in third round of 1982 with choice acquired from Minneosta for FB Tony Galbreath . . . signed with Saints when his contract with Winnipeg of the CFL ran out . . . caught 100 passes for Winnipeg in 1982 to lead CFL in receptions.

COLLEGE: Left Kansas State after sophomore season (1980) to go to Winnipeg . . . wasn't eligible for NFL draft until 1982, when Saints tabbed him . . . majored in business and public administration.

PERSONAL: Attended McQuaid Jesuit High School in Rochester, New York . . . donated many hours to philanthropic efforts during 1983 season . . . single . . . resides in Miami, Florida in offseason.

GAMES STARTED/PLAYED: (1983, 7/16).

	No.	Receiving		LG	TD
		Yards	Avg.		
1983	41	487	11.9	26	2

SACKS

The Saints' defense had a banner year, setting a team record of 56 sacks of opposing quarterbacks. The defense had at least one sack in every 1983 game. The offensive line enjoyed similar success not allowing a sack in six different contests.



86 JEFF GROTH

Wide Receiver 4th Year With Saints, 6th in NFL
 Ht: 5-10 Wt: 175 College: Bowling Green
 Born: July 2, 1957 at Mankato, Minnesota
 Joined Saints: Free Agent, 1981

PRO: Finished season as Saints' leading receiver for second consecutive year . . . caught 49 passes . . . scored only TD in 16th game, 12/18 vs. Rams . . . caught at least one pass in every game except 11/13 at San Francisco . . . biggest day of 1983 was 9/18 vs. Chicago when he caught 7 passes for 74 yards . . . also handled all punt return chores for team, fielded every punt in 1983 . . . set team punt return yardage record in 1981 with 436 . . . is characterized by teammate Ken Stabler as "A Biletnikoff, only faster" . . . drafted by Miami in 8th round in 1979, was acquired by Houston off waivers with 6 games left in the season . . . saw action in all 22 games he dressed for as Oiler . . . acquired by Saints before second game of 1981 season after being released by Oilers in final 1981 cutdown.

COLLEGE: Career marks of 136 receptions for 2,268 yards and 18 TDs were school marks when he left Bowling Green in 1978 . . . all-Mid-American Conference selection senior year . . . also returned 29 punts for 11.3 average and 3 TDs . . . holds degree in business administration.

PERSONAL: Attended Chagrin Falls (Ohio) High School . . . all-state performer in both football and baseball . . . drafted by Chicago Cubs baseball club . . . brother Jon is centerfielder for University of New Orleans baseball team . . . married (Jackie) with daughter (Ashley, 1/30/83) . . . lives in Destrehan.

GAMES STARTED/PLAYED: (1979, 0/12); (1980, 0/16); (1981, 13/15); (1982, 9/9); (1983, 14/16). Totals 36/68. Totals With Saints 36/40.

Year	Receiving					Punt Returns				Kickoff Returns				
	No.	Yds.	Avg.	LG	TD	No.	FC	Yds.	LG	TD	No.	Yds.	LG	TD
1979	1	6	6.0	6	0	None				1	21	21	0	
1980	4	47	11.8	18	0	1	0	0	0	0	12	216	25	0
1981	20	380	19.0	54	1	37	6	436	36	0	3	50	21	0
1982	30	383	12.8	39	1	21	13	144	18	0	None			
1983	49	585	11.9	42	1	39	15	275	30	0	None			
Totals	104	1401	12.8	54	3	98	34	855	36	0	16	287	25	0



87 LARRY HARDY

Tight End 7th Year With Saints
Ht: 6-3 Wt: 230 College: Jackson State
Born: July 9, 1956 at Mendenhall, Mississippi
Joined Saints: Draft Choice No. 12, 1978

PRO: Had longest consecutive games played streak on team broken at 77 10/2 vs. Miami . . . had played in every Saints game since arrived until that time . . . was placed on injured reserve (thigh) before 9th game, did not return in 1983 . . . caught 2 passes for 29 yards on season . . . started game 9/18 vs. Chicago . . . opened 1982 season with TD catch in second game of season that proved to be margin of victory at Chicago . . . 71-yard TD catch vs. Atlanta in 1978 was team's longest that year.

COLLEGE: Career total 60 catches for 966 yards and 10 TDs . . . all-Southwest Athletic Conference as junior . . . used mainly as blocker in wishbone attack senior year . . . intramural one-on-one basketball champ . . . majored in physical education.

PERSONAL: Attended Mendenhall (Mississippi) High School . . . brother Edgar was guard with San Francisco 49ers . . . sister Bertha played with the New Orleans entry in the Womens' Professional Basketball Association . . . single . . . resides in Jackson, Mississippi.

GAMES STARTED/PLAYED: (1978, 1/16); (1979, 0/16); (1980, 3/16); (1981, 16/16); (1982, 2/9); (1983, 1/6). Totals 23/79.

Year	No.	Receiving		LG	TD
		Yards	Avg.		
1978	5	131	26.2	71	1
1979	1	3	3.0	3	1
1980	13	197	15.2	44	0
1981	23	275	12.0	27	1
1982	8	67	8.4	31	1
1983	2	29	14.5	22	0
Totals	52	702	13.5	71	4



62 JOHN HILL

Center 10th Year With Saints, 13th in NFL
Ht: 6-2 Wt: 260 College: Lehigh
Born: April 16, 1950 at East Orange, New Jersey
Joined Saints: Waivers from N.Y. Giants, 1975

PRO: Has missed only 5 games since coming to Saints in 1975 . . . has started every game last two seasons . . . worked extensively on weights in 1983 and 1984 offseason, has his weight up from 245 in 1981 to 260 in 1983 and 1984 . . . underwent surgery (leg) before 1981 season, but still played in 13 games that year . . . led line in 1979 that allowed only 17 sacks all season, second lowest in NFL that year . . . played five games in 1978 with fractured finger after helping design a cast which made it possible to remain in lineup . . . snaps on field goals and can handle the deep snap also . . . played tackle and center for the Giants . . . drafted in sixth round by Giants in 1972.

COLLEGE: Selected to all-East and college division all-America teams . . . team captain as a senior . . . played in East-West Shrine game . . . shot and discus man on track team . . . holds degree in engineering.

PERSONAL: Attended Franklin High School in Somerset, New Jersey . . . married (Denise) with daughter (Lauren, 6/3/81) . . . resides in Destrehan.

GAMES STARTED/PLAYED: (1972, 0/14); (1973, 0/12); (1974, 0/12); (1975, 13/13); (1976, 14/14); (1977, 14/14); (1978, 16/16); (1979, 16/16); (1980, 14/15); (1981, 11/13); (1982, 9/9); (1983, 16/16). Totals 123/164. Totals with Saints 123/126.

LONG STRONG PLAY

Derland Moore, the Saints' 12th-year defensive lineman, has now played in 151 games for the Saints in his career, a club record. He has played three positions in the defensive line during his tenure; end, tackle and nose tackle. In 1984 for the second consecutive year, he and teammate Whitney Paul won the NFL Player's Arm Wrestling Contest held in Las Vegas.



57 RICKEY JACKSON

Linebacker 4th Year With Saints
Ht: 6-2 Wt: 240 College: Pittsburgh
Born: March 20, 1958 at Pahokee, Florida
Joined Saints: Draft Choice No. 2b, 1981

PRO: Has started every game with Saints after coming to team in 1981 . . . was Saints' only representative to Pro Bowl in 1984 . . . led team and NFL linebackers in sacks in 1983 with 11 for 75 yards lost . . . fourth on team tackle chart with 168 . . . had three games with two sacks, 9/25 at Dallas, 10/23 at Tampa Bay, and 11/21 vs. Jets . . . defended 11 passes, intercepted one . . . recovered two fumbles . . . interception in 1982 at San Francisco returned 32 yards set up score . . . career total 23.5 sacks for 174 yards . . . recovered 5 fumbles, forced 3 . . . led team with 8 sacks in 1981 . . . drafted with choice from San Diego for RB Chuck Muncie.

COLLEGE: Played defensive end in Pittsburgh's number one-ranked defense . . . played opposite Hugh Green, but Jackson led team in tackles . . . played in Senior Bowl, and was defensive MVP in East-West Shrine Game . . . ABC Player of the Game vs. Penn State in 1980 . . . majored in history.

PERSONAL: Attended Pahokee (Florida) High School . . . also caught 21 passes for 8 touchdowns as tight end senior year . . . played in three state football championship games, and was on state basketball championship team senior year . . . full name is Rickey Anderson Jackson . . . married (Norma) with daughter (Rickeyah 4/23/84) . . . lives in Kenner.

GAMES STARTED/PLAYED: (1981, 16/16); (1982, 9/9); (1983, 16/16).
Totals 41/41.

Year	Sacks		Interceptions		
	No.	Yards Lost	No.	Yds.	TD
1981	8	65	None		
1982	4.5	34	1	32	0
1981	11	75	1	0	0
Totals	23.5	174	2	32	0



34 BOBBY JOHNSON

Defensive Back 2nd Year With Saints
Ht: 6-0 Wt: 191 College: Texas
Born: September 1, 1960 at LaGrange, Texas
Joined Saints: Free Agent, 1983

PRO: Saw action in every game in 1983 . . . became nickel back after fourth game of the season . . . first NFL pass interception returned 70 yards for a TD to win the game 10/23 at Tampa Bay . . . surprising speed, quickness . . . a solid hitter in Saints' stinging secondary . . . went to camp with Dallas in 1982, was released by Cowboys in final cutdown . . . signed with Saints before 1983 training camp.

COLLEGE: Lettered four years at Texas . . . had 70 tackles, 6 sacks junior season . . . saw action as freshman on Longhorns' 11-0 Southwest Conference championship team . . . majored in physical education.

PERSONAL: Attended LaGrange (Texas) High School . . . brother Johnnie was first pick of the Los Angeles Rams in 1981 and starts at strong safety . . . single . . . lives in Kenner.

GAMES STARTED/PLAYED: (1983, 0/16).

NICKNAMES

Ken Bordelon — "Bordy"
Kenny Duckett — "Duck"
Larry Hardy — "Buster"
Steve Korte — "Jumbo"
Jim Kovach — "Doc"

Jim Pietzak — "Pete"
Jimmy Rogers — "Wolf"
Ken Stabler — "Snake"
Dennis Winston — "Dirt"
Tyronne Young — "Ty"



60 STEVE KORTE

Guard 2nd Year With Saints

Ht: 6-2 Wt: 270 College: Arkansas

Born: January 15, 1960 at Denver, Colorado


Joined Saints: Draft Choice No. 2, 1983

PRO: Saw action in all 16 games in 1983 . . . strong physical specimen showed lot of promise at guard positions . . . recovered fumble in end zone for first pro TD 12/18 vs. Rams . . . has worked at center in practice and continues to impress at that position . . . weightlifting fanatic, has added strength to what was the strongest frame on the squad.

COLLEGE: Billed as the strongest player in Arkansas history . . . first-team all-Southwest Conference as junior and senior . . . played on Razorbacks' junior varsity team as DT . . . was coached by O.A. (Bum) Phillips at Senior Bowl game . . . majored in physical education with emphasis on sports medicine.

PERSONAL: Attended Arapahoe High School in Littleton, Colorado where he was all-everything . . . also captained hockey team . . . familiar face at Saints' practice facility where he works out daily in the offseason . . . married (Sharon) . . . lives in Mandeville.

GAMES STARTED/PLAYED: (1983, 0/16).



52 JIM KOVACH

Linebacker 6th Year With Saints

Ht: 6-2 Wt: 225 College: Kentucky

Born: May 1, 1956 at Parma Heights, Ohio


Joined Saints: Draft Choice No. 4, 1979

PRO: Led team in tackles for second consecutive season, as he started every game . . . also had 3 sacks for 25 yards lost . . . defended 9 passes, forced one fumble . . . finished second in tackles in 1981 . . . calls signals on number one-ranked defense in NFC . . . solid player known for consistent play, comes up with big play also . . . intercepted pass vs. Cincinnati in 1981 to set up score.

COLLEGE: Team captain and all-Southeastern Conference selection at linebacker . . . Phi Beta Kappa scholar started medical school in 1978 . . . leading tackler 1976-77-78 . . . had special schedule that permitted him to continue with pre-med studies and play football as well . . . red-shirted in 1977 with shoulder injury . . . played in Senior and Hula Bowls . . . pre-med major.

PERSONAL: Attended Valley Forge High School in Parma Heights, Ohio . . . attended University of Kentucky Medical School, will finish studies in 1984 . . . name is pronounced KOE-vawch . . . single . . . resides in Lexington, Kentucky in offseason.

GAMES STARTED/PLAYED: (1979, 0/16); (1980, 2/11); (1981, 15/15); (1982, 8/8); (1983, 16/16). Totals 41/66.



21 JOHN KRIMM

Safety 2nd Year With Saints

Ht: 6-2 Wt: 190 College: Notre Dame

Born: May 30, 1960 at Philadelphia, Pennsylvania

Joined Saints: Draft Choice No. 3d, 1982

PRO: Spent entire 1983 season on injured reserve after knee injury and subsequent surgery in training camp . . . was expected to challenge for extensive playing time at free safety . . . has worked extremely hard at rehabilitation in offseason, is expected back at full capability for 1984 . . . spent 1982 season learning safety position after playing cornerback in college . . . drafted with choice from San Diego for WR Wes Chandler.

COLLEGE: NEA and Sporting News all-America . . . academic all-America . . . 1982 Irish MVP on defense . . . played in 1982 East-West Shrine game and Olympia Gold Bowl . . . led Notre Dame in passes defended junior and senior years . . . returned punts and held on placements . . . majored in philosophy.

PERSONAL: Attended Bishop Watterson High School in Columbus, Ohio . . . track and football standout . . . works in offseason in public relations department at DePaul Hospital in New Orleans . . . married (Ann) . . . lives in River Ridge.

GAMES STARTED/PLAYED: (1982, 0/9); (1983, inj.). Totals 0/9.



64 DAVE LAFARY

Tackle 8th Year With Saints

Ht: 6-7 Wt: 275 College: Purdue

Born: January 13, 1955 at Cincinnati, Ohio


Joined Saints: Draft Choice No. 5a, 1977

PRO: Started all 16 games at left tackle for Saints in 1983 . . . has matured into premiere pass blocker, and tough run blocker as well . . . has started 25 consecutive games, including all 9 in 1982 . . . replaced Conrad Dobler in lineup as he started 13 games in 1978 . . . first career start came in 1978 in front of hometown crowd at Cincinnati . . . was reserve guard and tackle rookie season.

COLLEGE: Changed from defensive tackle to offensive line after sophomore year . . . developed into first-class tackle as senior . . . received degree in health and physical education.

PERSONAL: Attended LaSalle High School in Cincinnati, Ohio . . . last name is pronounced la-FARR-ee . . . married (Cindy) . . . lives in Mandeville.

GAMES STARTED/PLAYED: (1977, 0/10); (1978, 13/15); (1979, 0/16); (1980, 4/15); (1981, 4/16); (1982, 9/9); (1983, 16/16). Totals 46/97.



93 GARY LEWIS

Nose Tackle 2nd Year With Saints

Ht: 6-3 Wt: 260 College: Oklahoma State

Born: January 14, 1961 at Oklahoma City, Oklahoma

Joined Saints: Draft Choice No. 4, 1982


PRO: Started 1983 season on injured reserve, remained there 10 games with a knee injury . . . returned to the active roster 11/13 at San Francisco, saw action in remaining 6 games . . . quick lineman with exceptional strength . . . could see some action at tackle in four-man line in addition to duty at nose tackle in 3-4 lineup.

COLLEGE: All-America selection by AP senior season, and all-Big Eight by both wire services junior and senior years . . . moved about the

defensive line to avoid opponents' double-team efforts . . . led Cowboys in sacks and tackles for loss two years . . . selected to Blue-Gray and Senior Bowl squads following senior year . . . weighed only 217 pounds when he enrolled as a freshman . . . majored in business.

PERSONAL: Attended Millwood (Oklahoma) High School . . . lettered four times as both offensive and defensive lineman . . . also started on state championship basketball teams two years . . . single . . . lives in Oklahoma City in offseason.

GAMES STARTED/PLAYED: (1983, 0/6).



98 REGGIE LEWIS

Defensive End 3rd Year With Saints

Ht: 6-2 Wt: 260 College: San Diego State

Born: January 20, 1954 at New Orleans, Louisiana

Joined Saints: Free Agent, 1982

PRO: Scored first NFL TD when he intercepted a batted pass and returned it 27 yards into end zone 10/2 vs. Miami . . . finished 1983 with 6.5 sacks for 52.5 yards in losses, third on team . . . saw action in all but last four games, as he suffered a broken fibula 11/27 vs. Minnesota . . . is used much in Saints four-man line in passing situations . . . signed with Saints from Toronto of CFL in 1982 . . . also played with Calgary before going to Toronto . . . was selected all-Pro in CFL three times, 1978-80 . . . at 28, the oldest rookie in the NFL in 1982.

COLLEGE: Honorable mention all-America at University of Oregon, where he spent three years . . . all-Pac-Eight junior year . . . lettered four times in football . . . majored in communications.

PERSONAL: Attended Crenshaw High School in Los Angeles, California . . . lettered in football and track . . . has offseason job at local radio station learning radio business from the ground up . . . married (Nisha) with four children (Reggie, Jr. 12/22/72; Dhathi 10/28/75; Amisho 1/10/78; and Vanja 8/15/81) . . . lives in New Orleans East.

GAMES STARTED PLAYED: (1982, 0/9); (1983, 0/12). Totals 0/21.



29 RODNEY LEWIS

Cornerback 3rd Year With Saints
Ht: 5-11 Wt: 190 College: Nebraska
Born: April 2, 1959 at Minneapolis, Minnesota
Joined Saints: Draft Choice No. 3a, 1982

PRO: Started opening two games at cornerback in 1983, spent the rest of the year on injured reserve with injury (knee) received in practice the following week . . . defended 2 passes 9/4 vs. St. Louis . . . had interception at Atlanta in 1982, returned 12 yards . . . played in every 1982 game, saw limited action at cornerback, extensive action on special teams . . . has excellent speed, good strength.

COLLEGE: Listed on 1981 all-America strength team . . . top-rated cornerback in draft by scouting combine . . . freshman walk-on earned three varsity letters . . . also track man, holds school record for 300-yard dash (30.81) . . . member of mile and 400-meter relay teams that placed second in Big Eight . . . holds school record of 10.53 for 100 meters . . . majored in criminal justice.

PERSONAL: Attended Central High School in Minneapolis, Minnesota . . . all-state selection as senior . . . high school and college teammate of Saints safety Russell Gary, and lived in same neighborhood since age seven . . . coached at Nebraska by Saints defensive backfield coach Lance Van Zandt . . . married in 1984 offseason (Angela) . . . lives in New Orleans.

GAMES STARTED/PLAYED: (1982, 0/9); (1983, 2/2). Totals 2/11.

FIRST-ROUND VETERANS

Eight veteran players on the Saints' 1984 training camp roster entered the NFL as first-round draft choices. Those players are T Stan Brock, DE Bruce Clark, G Kelvin Clark, P Russell Erxleben, HB George Rogers, WR Lindsay Scott, QB Richard Todd and QB Dave Wilson.



59 CHRIS MARTIN

Linebacker 2nd Year With Saints
Ht: 6-2 Wt: 220 College: Auburn
Born: December 19, 1960 at Huntsville, Alabama
Joined Saints: Free Agent, 1983

PRO: Saw action, mostly as second teamer, in 15 games in 1983 . . . shows good reactions, heady player on the field . . . nose for the ball made him a valuable asset on special teams . . . defended one pass 9/11 at Los Angeles . . . was placed on injured reserve (ankle) for final game of 1983.

COLLEGE: All-Southeastern Conference selection by AP senior year . . . had 19 tackles vs. Alabama in 1982 . . . was discovered by Saints coaches at Senior Bowl, where he was coached by O.A. (Bum) Phillips and his staff . . . also named outstanding defensive player in Blue-Gray game . . . majored in communications.

PERSONAL: Attended Johnson High School in Huntsville, Alabama . . . single . . . lives in Huntsville, Ala. in offseason.

GAMES STARTED/PLAYED: (1983, 0/15).



84 RICH MAUTI

Wide Receiver 7th Year With Saints
Ht: 6-0 Wt: 190 College: Penn State
Born: May 25, 1954 at East Meadow, New York
Joined Saints: Free Agent, 1977


PRO: Saw action in every game in 1983 . . . started 11/21 vs. Jets . . . was used for his excellent blocking ability at the wide receiver position . . . caught two passes for 30 yards on the season . . . also returned 8 kickoffs for 147 yards . . . valuable man on special teams, was usually first man downfield on punt coverage team . . . led NFC in kickoff returns in 1980 with 25.7-yard average, 2nd in NFL . . . spent entire 1981 season on injured reserve (collarbone) after spending last half of 1980 on injured reserve with broken arm.

COLLEGE: Wide receiver and tailback at Penn State . . . used primarily as a blocker, caught only 11 passes in college career . . . majored in physical education.

PERSONAL: Attended East Meadow (New York) High School . . . originated "Mauti Challenge" in which he pledged \$1 per return yard and \$10 per special teams tackle to American Cancer Society and challenged businesses and organizations to match his pledges . . . also organized "Scramble for Cancer" golf tournament, all part of the Rich Mauti Foundation . . . 1980 finalist in Miller NFL Man of the Year balloting, and team award winner in 1982 . . . one of three finalists for 1983 Whizzer White Award . . . name is pronounced MAW-tee . . . married (Nancy) . . . lives in Mandeville.

GAMES STARTED/PLAYED: (1977, 4/14); (1978, 1/16); (1979, 0/15); (1980, 0/9); (1981, inj.); (1982, 0/9); (1983, 1/16). Totals 6/79.

Year	Receiving					Punt Returns					Kickoff Returns				
	No.	Yds.	Avg.	LG	TD	No.	FC	Yds.	LG	TD	No.	Yds.	LG	TD	
1977	4	71	17.8	23	0	37	10	281	33	0	27	609	38	0	
1978	8	69	8.6	16	2	0	3	0	0	0	17	388	39	0	
1979	2	64	32.0	61	0	27	13	218	33	0	36	801	39	0	
1980	1	10	10.0	10	0	11	4	111	18	0	31	798	52	0	
1981	On Injured Reserve														
1982	4	70	17.5	37	0	None					5	93	22	0	
1983	2	30	15.0	23	0	None					8	147	35	0	
Totals	21	314	16.2	61	2	75	30	610	33	0	124	2836	52	0	



19 GUIDO MERKENS

Quarterback 5th Year With Saints

Ht: 6-1 Wt: 195 College: Sam Houston State

Born: August 14, 1955 at San Antonio, Texas

Joined Saints: Waivers from Houston, 1980

PRO: Held for all placements in 1983, but his versatility came in handy 12/18 vs. Rams when he punted 4 times for 36-yard average in an emergency role . . . can do almost anything there is to do in a football game . . . came to the Saints for final game of 1980, started at defensive back and made 7 tackles . . . led Saints wide receivers with 29 catches for 458 yards and caught 4 passes or more in three games in 1981 . . . saw action in three games in 1982 at quarterback, started vs. Washington when

Ken Stabler was unavailable with injury . . . threw his only TD pass of the year from field goal formation vs. Kansas City . . . can also return punts and kickoffs, and is on punt and kickoff coverage teams periodically.

COLLEGE: Played quarterback and defensive back at Sam Houston State . . . also punted and kicked placements in freshman and sophomore seasons . . . holds degree in physical education, working toward completion of masters' degree in offseason.

PERSONAL: Attended Edison High School in San Antonio, Texas . . . got pro tryout when he met Oilers scout and former NFL kicker Jerrel Wilson on the softball diamond . . . married (Vicki) with two sons (Guido III 9/20/78, and Jeremiah Christian 3/15/80) . . . lives in Destrehan.

GAMES STARTED/PLAYED: (1978, 0/12); (1979, 0/16); (1980, 1/8); (1981, 11/16); (1982, 1/9); (1983, 0/16). Totals 13/7. Totals with Saints 13/41.

Year	Passing					Receiving				
	Att	Comp	Yds	LG	TD	No.	Yds.	Avg.	LG	TD
1978 (Oilers)	None					1	6	6.0	6	0
1979 (Oilers)	None					3	44	14.7	20	1
1980 (Oilers)	None					None				
1981 (Saints)	2	1	20	20	0	29	458	15.8	50	1
1982 (Saints)	49	18	186	37	1	None				
1983 (Saints)	None					None				
Totals	51	19	206	37	1	33	508	15.4	50	2

Year	Kickoff Returns					Punt Returns				
	No.	Yds.	LG	TD	No.	FC	Yds.	LG	TD	
1978 (Oilers)	None					13	1	132	42	0
1979 (Oilers)	2	22	22	0	2	5	6	6	0	
1980 (Oilers)	None					None				
1981 (Saints)	2	38	20	0	1	1	-12	-12	0	
1982 (Saints)	None					None				
1983 (Saints)	None					None				
Totals	4	60	22	0	16	7	126	42	0	



74 DERLAND MOORE

Nose Tackle 12th Year With Saints
Ht: 6-4 Wt: 270 College: Oklahoma
Born: October 7, 1951 at Malden, Missouri
Joined Saints: Draft Choice No. 2, 1973

PRO: Started every game for third consecutive year . . . had solid season with 6 sacks for 55 yards lost . . . forced one fumble . . . has played nose tackle since 1982 season . . . weight has gone from 248 in 1981 to 270 today . . . career totals 38 sacks for 297 yards lost . . . recovered 6 fumbles, forced 3 more . . . led team in sacks with 8½ in 1980 . . . has started all but 16 of 151 games he has played during career . . . holds Saints' alltime record for games played.

COLLEGE: Selected first team all-America and all-Big Eight in 1971 and 1972 . . . played in Sugar Bowl games in 1971 and 1972 . . . named National lineman of the week by Associated Press after 1972 game vs. Texas . . . received Gomer Jones award as outstanding lineman . . . was walk-on as freshman . . . shot and discus man on track team . . . majored in finance.

PERSONAL: Attended Poplar Bluff (Missouri) High School . . . offseason activities include rigorous workout schedule of weightlifting and conditioning exercises . . . Saints United Way representative . . . New Orleans 1983 NFL Man of Year winner . . . won 1983 NFL players' arm wrestling championship . . . married (Frannie) with daughter (Michelle 10/17/79) and son (Derland, Jr. 6/24/81) . . . lives in Covington.

GAMES STARTED/PLAYED: (1973, 0/12); (1974, 14/14); (1975, 12/14); (1976, 14/14); (1977, 10/10); (1978, 14/15); (1979, 15/15); (1980, 15/16); (1981, 16/16); (1982, 9/9); (1983, 16/16). Totals 135/151.



55 ROB NAIRNE

Linebacker 4th Year With Saints, 8th in NFL
Ht: 6-4 Wt: 227 College: Oregon State
Born: March 24, 1954 at Redding, California
Joined Saints: Trade with Denver, 1981

PRO: Achilles' tendon problems kept Rob out of the starting lineup for all but the first game of 1983 . . . he did see action at outside linebacker,

however, and was on special teams . . . had 2 sacks for 14 yards lost . . . started every game in 1982, and 13 in 1981 . . . came to the Saints the week before the first 1981 regular season game, had broken into the starting lineup by the third contest . . . started for Broncos 16 games in 1980 at outside linebacker . . . returned blocked punt for TD in 1979 . . . Saints gave 5th round draft choice in 1983 draft to get him.

COLLEGE: Three-year letterman at Oregon State . . . led team in tackles senior year . . . holds degree in marketing.

PERSONAL: Attended Ferndale (California) High School . . . lettered four times in football, basketball and baseball, once in track . . . married (Jacqueline) . . . lives in Englewood, Colorado.

GAMES STARTED/PLAYED: (1977, 0/13); (1978, 0/16); (1979, 4/10); (1980, 16/16); (1981, 13/16); (1982, 9/9); (1983, 1/16). Totals 43/96. Totals with Saints 23/41.



66 LOUIS OUBRE

Guard 3rd Year With Saints
Ht: 6-2 Wt: 262 College: Oklahoma
Born: May 15, 1958 at New Orleans, Louisiana
Joined Saints: Draft Choice No. 5a, 1981


PRO: Started all 16 games at right guard in 1983 . . . has started every game past two seasons . . . was placed on injured reserve (shoulder) his rookie season of 1981 . . . primarily a run blocker in college, he has perfected his pass blocking through lots of playing time.

COLLEGE: Spearheaded Oklahoma running attack that led the nation in 1978, second in 1979, '80 . . . first Oklahoma all-America lineman since Greg Roberts (1977) . . . runner-up for Outland Trophy in 1980 . . . played in 1981 Senior and Hula Bowls . . . holds degree in accounting.

PERSONAL: Attended St. Augustine High School in New Orleans . . . played football, basketball, and track . . . National Merit Scholarship finalist . . . led high school football team to state championship senior year . . . full name is Louis Byron Oubre III . . . married (Jacquelyn) with

daughter (Dominique 10/27/82) . . . name is pronounced OO-bray . . . lives in New Orleans.

GAMES STARTED/PLAYED: (1981, inj.); (1982, 9/9); (1983, 16/16). Totals 25/25.



51 WHITNEY PAUL

Linebacker 3rd Year With Saints, 9th in NFL
Ht: 6-3 Wt: 220 College: Colorado
Born: October 8, 1955 at Galveston, Texas
Joined Saints: Trade with Kansas City, 1982

PRO: Started all but first game of the season at outside linebacker in 1983 . . . had 6 sacks for 51 yards lost, sixth on team . . . also intercepted 2 passes . . . defended 11 passes . . . played extensively in 1982, although he didn't start a game . . . had 3 sacks and an interception . . . moved from defensive end to linebacker at Kansas City in 1978 after starting at end previous two seasons . . . started all but one game at linebacker in 1978 and 1979 . . . intercepted 3 passes in 1978 . . . returned 2 fumbles for TDs in his career . . . Saints gave no. 7 draft choice in 1983 draft to get him.

COLLEGE: Two-year starter at Colorado, was tight end first two seasons . . . moved to defensive end final two years . . . was one of 10 CU players drafted in 1976 . . . also high jumped on track team, best was 6-10 . . . majored in recreation.

PERSONAL: Attended Ball High School in Galveston, Texas . . . was coached by Saints personnel scout Joe Woolley at Ball High . . . also participated in track . . . single . . . lives in Kansas City, Missouri in offseason.

GAMES STARTED/PLAYED

(1976, 6/14); (1977, 13/14); (1978, 16/16); (1979, 15/15); (1980, 12/12); (1981, 9/16); (1982, 0/9); (1983, 15/16). Totals 86/112. Totals with Saints 15/25.

Year	Interceptions			
	No.	Yards	LG	TD
1977 (Chiefs)	1	6	6	0
1978 (Chiefs)	3	21	10	0
1979 (Chiefs)	1	28	28	0
1980 (Chiefs)	1	0	0	0
1981 (Chiefs)	2	30	25	0
1982 (Saints)	1	14	14	0
1983 (Saints)	2	3	3	0
Totals	11	102	28	0



53 SCOTT PELLUER


Linebacker 4th Year With Saints
Ht: 6-2 Wt: 220 College: Washington State
Born: April 28, 1959 at Yakima, Washington
Joined Saints: Waivers from Dallas, 1981

PRO: Saw action on special teams in every game in 1983 . . . recovered one fumble . . . had 16 special teams tackles . . . started at San Francisco in 1982 for injured Jim Kovach, was vital part of Saints defense that didn't yield the potent 49ers a TD until the game was out of reach in the fourth quarter . . . has the ability to play both inside and outside linebacker, making him a valuable man on the roster . . . was Dallas' 4th round selection in 1981 . . . acquired by Saints off waivers the week before the first regular season game in 1981.

COLLEGE: Four-year starter at outside linebacker for Washington State . . . led team in QB sacks three years . . . national scholar-athlete finalist and was voted most inspirational player by his teammates . . . defensive co-captain senior season . . . earned degree in secondary education with math and science concentrations.

PERSONAL: Attended Interlake High School in Bellevue, Washington . . . played tight end and linebacker . . . served as assistant football coach at Weber State after graduation . . . hopes to become a math and English teacher and high school football coach . . . married (Kim) . . . lives in Kenner.

GAMES STARTED/PLAYED: (1981, 0/16); (1982, 1/6); (1983, 0/16). Totals 1/38.



32 VERNON PERRY

Linebacker 2nd Year With Saints, 5th in NFL
Ht: 6-2 Wt: 210 College: Jackson State
Born: September 22, 1953 at Jackson, Mississippi
Joined Saints: Free Agent, 1983

PRO: Was added to active roster after fourth regular season game, saw action in remaining 12 . . . was used primarily as special teamer in 1983 . . . started every game for Oilers after he was picked up as a free agent in 1979 . . . set playoff record for most interceptions in one game (4 vs. San Diego, 1979) and longest interception return (75 vs. Pittsburgh, 1979) . . . played two years with Montreal of the CFL, led team in interceptions in 1977 with 9, and played in Grey Cup game that year . . . all-CFL selection in 1977 . . . originally signed out of college by Chicago, was waived by Bears and did not play football in 1976.

COLLEGE: Teammate of NFL players Robert Brazile and Walter Payton at Jackson State . . . coached by Saints scout Bob Hill in college . . . majored in education.

PERSONAL: Attended Winfield High School in Jackson, Mississippi . . . Teaches school in offseason . . . married (Ella) with son (Verogas 12/8/79) and daughter (Crystal 12/31/82) . . . lives in Jackson in offseason.

GAMES STARTED/PLAYED: (1979, 16/16); (1980, 16/16); (1981, 16/16); (1982, 7/7); (1983, 0/12). Totals 55/67. Totals with Saints 0/12.

Year	Interceptions		LG	TD
	No.	Yards		
1979 (Oilers)	3	35	24	0
1980 (Oilers)	5	85	42	0
1981 (Oilers)	2	46	34	0
1982 (Oilers)	1	8	8	0
1983 (Saints)	None			
Totals	11	174	42	0



76 JIM PIETRZAK

Center 5th Year With Saints, 9th in NFL
Ht: 6-5 Wt: 260 College: Eastern Michigan
Born: February 21, 1953 at Hamtramck, Michigan
Joined Saints: Free Agent, 1979

PRO: Saw action in every game in 1983, handled every punt snap of the season . . . special teams hustler, is down quickly on punt coverage team, had 6 tackles . . . can play any position in the offensive line . . . started 5 games at center in 1981 . . . was drafted in 6th round by Giants in 1974, played two seasons before missing 1976 on injured reserve (back) . . . with New England, Denver and back to Giants in 1977 . . . received game ball as defensive tackle in 1974 vs. 49ers when he had two quarterback sacks and blocked a PAT.

COLLEGE: Played center-guard-tackle for three seasons . . . all-America honors by AP, Kodak, and Football News . . . played in 1971 Pioneer Bowl . . . lettered in track and wrestling . . . vice-president of Alpha Phi Omega national service fraternity . . . holds degree in marketing research.

PERSONAL: Attended University of Detroit High School . . . has spent several offseasons as track coach at New Baltimore, Michigan High School . . . name is pronounced PETER-zak . . . married (Catherine) with son (Jim, Jr. 3/31/78) and daughter (Erin Marie 4/29/82) . . . lives in Kenner.

GAMES STARTED/PLAYED: (1974, 0/14); (1975, 0/14); (1976, inj.); (1977, 0/14); (1978, 0/16); (1979, 0/11); (1980, 2/15); (1981, 5/16); (1982, 0/9); (1983, 0/16). Totals 7/125. Totals with Saints 7/67.



25 JOHNNIE POE

Center 4th Year With Saints
Ht: 6-1 Wt: 185 College: Missouri
Born: August 29, 1959 at East St. Louis, Illinois
Joined Saints: Draft Choice No. 6b, 1981

PRO: Came into his own in 1983, started every game and led team in interceptions with 7 . . . had to start first two games of the season at


strong safety in place of injured Russell Gary . . . had big game 9/18 vs. Chicago when he had two interceptions in the game, returning the second 31 yards for a TD . . . defended 27 passes on the year . . . also recovered two fumbles . . . has started every game he has played in since coming to the Saints in 1981 . . . has missed only one contest . . . part of young Saints secondary that led NFL in passing defense in 1983 . . . drafted with choice acquired from Tampa Bay for punter Tom Blanchard.

COLLEGE: Earned AP all-Big Eight honors in 1980, and honorable mention all-Big Eight from AP in 1979 . . . returned 5 punts for 40 yards in 1980 . . . team captain . . . converted to defensive back in spring of 1978 from wide receiver . . . majored in elementary education.

PERSONAL: Attended Lincoln High School in East St. Louis, Illinois . . . twice all-district in football and track, lettered in both sports three times . . . married (Sharon) with daughter (Letresha 10/7/80) and son (Terrance 2/8/83) . . . lives in Metairie.

GAMES STARTED/PLAYED: (1981, 15/15); (1982, 9/9); (1983, 16/16). Totals 40/40.

Year	Interceptions		LG	TD
	No.	Yards		
1981	1	0	0	0
1982	None			
1983	7	146	31	1
Totals	8	146	31	1



58 GLEN REDD

Center 3rd Year With Saints

Ht: 6-1 Wt: 225 College: Brigham Young

Born: June 17, 1958 in Ogden, Utah

Joined Saints: Draft Choice No. 6c, 1981


PRO: Saw action in every 1983 game . . . was used primarily on special teams, saw some action at inside linebacker . . . led team in tackles in 1981 as he started every game at inside LB . . . sat out entire 1982 season after suffering broken arm in training camp and having recurrent vision problems . . . vital cog in Saints defense in 1981 that held opponents to team record of only 3.8 yards per rush and held every running back

to under 100 yards . . . drafted with choice acquired from Oakland for DE Joe Campbell.

COLLEGE: Played all linebacker positions at Brigham Young . . . averaged 11 tackles per game throughout his career . . . first-team all-Western Athletic Conference as senior . . . team captain senior season . . . 1980 team leader in tackles with 148 . . . intercepted 5 passes in 1979 . . . majored in recreation.

PERSONAL: Attended Ogden (Utah) High School . . . played football and baseball . . . born with spondylolisthesis (displacement of the lumbar vertebra), spent freshman offseason in college in brace and under medication . . . redshirted in 1977 . . . full name is Glen Herrscher Redd . . . single . . . lives in Ogden, Utah in offseason.

GAMES STARTED/PLAYED: (1981, 16/16); (1982, inj.); (1983, 0/16). Totals 16/32.



38 GEORGE ROGERS

Halfback 4th Year With Saints

Ht: 6-2 Wt: 229 College: South Carolina

Born: December 8, 1958 at Duluth, Georgia

Joined Saints: Draft Choice No. 1, 1981

PRO: Needs only 34 yards rushing to become Saints' alltime leading rusher . . . finished 1983 season 7th in NFC in rushing with 1144 yards on 256 carries . . . opened 1983 season in a big way, running for 206 yards on only 24 carries, NFC's second-best performance of the year . . . had 42 yards in the first quarter of the second game, 9/11 at Rams, and tore ligaments in his knee that kept him out of the lineup for three games and part of another . . . had 100-yard days 9/4 vs. St. Louis (206), 10/30 at Buffalo (114), 11/6 vs. Atlanta (137) and 12/18 vs. Rams (124) . . . played in 13 games, started 12 . . . set rookie rushing record with 1,674 yards in 1981, leading NFL in that category . . . tied or broke 11 Saints records as rookie . . . longest run of 79 yards for TD vs. Cleveland in 1981 was team record and NFL's longest that year . . . had 9 100-plus games . . . voted to Pro Bowl in 1981 and 1982 . . . total of 15 100-plus games in career.

COLLEGE: 1980 Heisman Trophy Winner . . . missed only one of 57 games in his college career . . . 1980 NCAA rushing leader with 1,781

yards and a 6.0 average per carry . . . NCAA's fourth-ranked alltime ball carrier with 4,958 yards . . . rushed for 100 yards or more in his final 22 games . . . had three games of over 200 yards . . . ran for over 1,000 yards last three seasons . . . Gamecock's first consensus all-American, was also first team all-America by AP and NEA as junior . . . jersey number 38 retired . . . majored in general studies.


PERSONAL: Attended Duluth (Georgia) High School . . . his jersey no. 20 retired in 1981 . . . voted high school back of the year in Georgia as junior and senior . . . also participated in basketball and track . . . full name is George Washington Rogers, Jr. . . . married (Lynn) . . . lives in Columbia, South Carolina in offseason.

GAMES STARTED/PLAYED: (1981, 16/16); (1982, 5/6); (1983, 12/13). Totals 33/35.

Year	No.	Rushing				TD	No.	Receiving			TD
		Yds.	Avg.	LG	TD			Yds.	LG	TD	
1981	378*	1674**	4.4	79*	13*	16	126	25	0	0	
1982	122	535	4.4	38	3	4	21	10	0	0	
1983	256	1144	4.5	76	5	12	69	22	0	0	
Totals	756	3353	4.4	79	21	32	216	25	0	0	

*Saints Records

**Led NFL



41 JIMMY ROGERS

Halfback 5th Year With Saints

Ht: 5-10 Wt: 190 College: Oklahoma

Born: June 29, 1955 at Earle, Arkansas

Joined Saints: Free Agent, 1979


PRO: Saw action in all 16 games as special teamer, also rushed 26 times for 80 yards on the season . . . returned 6 kickoffs for 85 yards . . . best rushing day was 10/23 at Tampa Bay when he ran for 35 yards on 7 carries . . . speed makes him excellent cover man on kick coverage teams . . . had 15 special teams tackles . . . led Saints in rushing in 1980 with 366 yards . . . also returned 41 kickoffs for 940 yards, including 88-yarder vs. Rams that year . . . had team's only 100-yard rushing day in 1980, gaining 114 at Washington.

COLLEGE: Four-year letterman at Oklahoma . . . played with Elvis Peacock, Kenny King, David Overstreet and Billy Sims . . . once scored three TDs in four carries in a game . . . majored in journalism and public relations.

PERSONAL: Attended Forrest City (Arkansas) High School . . . had tryouts with Edmonton (CFL) and Chicago in 1979 . . . spent 1979 on Edmonton's taxi squad . . . married (Rhonda) with son (Jimmy, Jr. 8/19/83) . . . lives in Norman, Oklahoma in the offseason.

GAMES STARTED/PLAYED: (1980, 9/16); (1982, 0/15); (1982, 1/9); (1983, 0/16). Totals 10/56.

Year	Rushing					Receiving				Kickoff Returns			
	No.	Yds.	Avg.	LG	TD	No.	Yds.	LG	TD	No.	Yds.	LG	TD
1980	80	366	4.6	24	1	27	267	43	2	41	940	88	0
1981	9	37	4.1	15	0	2	12	9	0	28	621	44	0
1982	60	178	3.0	32	2	7	31	6	0	1	24	24	0
1983	26	80	3.1	0	0	None				6	85	25	0
Totals	175	661	3.8	32	3	36	310	43	2	76	1670	88	0



80 LINDSAY SCOTT

Wide Receiver 3rd Year With Saints

Ht: 6-1 Wt: 190 College: Georgia

Born: December 6, 1960 at Jesup, Georgia

Joined Saints: Draft Choice No. 1, 1982


PRO: Played in every 1983 game, started 7 . . . had 24 catches for 274 yards . . . caught 4 passes 9/18 vs. Chicago . . . failed to catch a pass in only 4 games . . . opened pro career in 1982 with 6 catches for 103 yards . . . started 7 of 8 games in 1982 . . . drafted with one of the choices from San Diego for WR Wes Chandler (Green Bay's no. 1 choice).

COLLEGE: Four-year starter who earned reputation as big play receiver . . . led Georgia in receiving yardage all of his four years . . . owns school records for most receptions (131) and most receiving yards (2,098) . . . 728 yards (42 catches) was school record . . . majored in broadcast journalism.

PERSONAL: Attended Wayne County High School in Jesup, Georgia . . . compiled 53 catches for 1,453 yards and 24 TDs in two years, plus 6 TDs on reverses, punt and kickoff returns . . . married (Donna) . . . lives in Kenner.

GAMES STARTED/PLAYED: (1982, 7/8); (1983, 7/16). Totals 14/24.

Year	No.	Receiving		LG	TD
		Yards	Avg.		
1982	17	251	14.8	36	0
1983	24	274	11.4	27	0
Totals	41	525	12.8	36	0



16 KEN STABLER

Quarterback 3rd Year With Saints, 15th in NFL
Ht: 6-3 Wt: 210 College: Alabama
Born: December 25, 1945 at Foley, Alabama
Joined Saints: Free Agent, 1982

PRO: Started 14 games in 1983, Saints won 7 of them . . . was injured (knee) on the third play of the season opener 9/4 vs. St. Louis, gave him trouble the rest of the season . . . biggest game of 1983 was 9/18 vs. Chicago when he completed 25 of 39 passes for 279 yards and 2 TDs, and took Saints from their own 1-yard line in overtime to Morten Andersen's winning field goal . . . did not play 11/6 vs. Atlanta and 11/13 at San Francisco because of injuries (ribs, knees) . . . ranks 16th among NFL's alltime highest rated passers (76.2), 18th in passes attempted (3723), 12th in passes completed (2237), 14th (tie) in TD passes (192) and 16th in total passing yards (27,599) . . . played in Pro Bowl following 1973, 1974 and 1977 seasons . . . led Raiders to NFL championship in 1976 season by leading NFL in passing that season (103.7) . . . was selected by Raiders in second round of 1968 draft, sat on Raiders taxi squad 1968 and 1969 . . . holds Raiders records for most passes completed (1489), most passing yards (19,078), most passes for TD (150) and best passing percentage career (59.9) . . . was traded to Houston for QB Dan Pastorini in 1980 . . . Houston released him following 1981 season, was acquired by Saints in 1982 training camp.

COLLEGE: Named to numerous all-America teams at Alabama . . . was coached by the late Paul "Bear" Bryant . . . played in Sugar, Orange, and

Cotton Bowls . . . led Crimson Tide to perfect 11-0 record and national championship in 1965 . . . also a pitcher on baseball team, was drafted by several major league baseball clubs . . . received degree in physical education.

PERSONAL: Attended Foley (Alabama) High School . . . active in football and baseball . . . travels during offseason . . . has business interests in Houston, Texas and several Alabama cities . . . single . . . lives in Gulf Shores, Alabama in offseason.

GAMES STARTED/PLAYED: (1970, /3); (1971, /14); (1972, /14); (1973, /14); (1974, /14); (1975, /14); (1976, 12/12); (1977, 13/13); (1978, 16/16); (1979, 16/16); (1980, 16/16); (1981, 12/13); (1982, 8/8); (1983, 14/14). Totals /181. Totals with Saints 22/22.

Year	Att.	Passing			LG	TD	Int.
		Comp.	Yards				
1970 (Raiders)	7	2	52	33	0	1	
1971 (Raiders)	48	24	268	23	1	4	
1972 (Raiders)	74	44	524	22	4	3	
1973 (Raiders)	260	163	1997	80	14	10	
1974 (Raiders)	310	178	2469	67	26	12	
1975 (Raiders)	293	171	2296	53	16	24	
1976 (Raiders)	291	194	2737	88	27	17	
1977 (Raiders)	294	169	2176	44	20	20	
1978 (Raiders)	406	237	2944	49	16	30	
1979 (Raiders)	498	304	3615	66	26	22	
1980 (Oilers)	457	293	3202	79	13	28	
1981 (Oilers)	285	165	1988	58	14	18	
1982 (Saints)	189	117	1343	48	6	10	
1983 (Saints)	311	176	1988	48	9	18	
Totals	3723	2237	27599	88	192	217	



27 GREG STEMRICK

Cornerback 2nd Year With Saints, 10th in NFL
Ht: 5-11 Wt: 185 College: Colorado State
Born: October 25, 1951 at Cincinnati, Ohio
Joined Saints: Free Agent, 1983

PRO: Was added to roster after fourth regular season game, saw action in 11 of remaining 12 . . . had interception, returned it 26 yards 12/18 vs. Rams . . . also played on special teams, and was nickel back at times . . . came to Saints before 1983 regular season after playing for Houston


since 1975 . . . played in Pro Bowl following 1980 season . . . has 15 career interceptions, 6 fumble recoveries.

COLLEGE: Honorable mention all-America senior year, and first-team all-Western Athletic Conference . . . also key player on Colorado State's basketball team . . . holds degree in sociology.

PERSONAL: Attended Lincoln Heights High School in Cincinnati, Ohio . . . all-state player in football, basketball, baseball and track . . . brother Ken is assistant basketball coach at Mississippi State . . . single . . . resides in Kenner.

GAMES STARTED/PLAYED: (1975, /11); (1976, /11); (1977, /9); (1978, /16); (1979, /16); (1980, /16); (1981, 15/16); (1982, /8); (1983, 0/11). Totals /117. Totals with Saints 0/11.

Year	Interceptions		
	No.	Yards	TD
1975 (Oilers)	None		
1976 (Oilers)	1	0	0
1977 (Oilers)	1	18	0
1978 (Oilers)	3	65	0
1979 (Oilers)	2	50	0
1980 (Oilers)	4	25	0
1981 (Oilers)	3	94	0
1982 (Oilers)	None		
1983 (Saints)	1	26	0
Totals	15	278	0



82 JOHN TICE

Tight End 2nd Year With Saints

Ht: 6-5 Wt: 242 College: Maryland

Born: June 22, 1960 at Bayshore, New York

Joined Saints: Draft Choice No. 3a, 1983

PRO: Played in all 16 games in 1983, saw a lot of special teams action . . . caught first NFL pass 9/25 at Dallas . . . scored first NFL TD 10/30 at Buffalo on 12-yard pass from Dave Wilson . . . got first start 11/6 vs. Atlanta . . . finished rookie campaign with 7 catches for 33 yards and a TD . . . powerful blocker, will see increased action as he gains experience.

COLLEGE: Honorable mention by AP and Sporting News senior year . . . led Terrapins in receiving junior and senior years . . . saw time at center and tackle earlier in college career . . . played in East-West Shrine and Senior Bowl games . . . majored in liberal arts.

PERSONAL: Attended Central Islip (New York) High School . . . played center there . . . brother Mike is tight end with the Seattle Seahawks . . . married (Barbara) . . . lives in Kenner.

GAMES STARTED/PLAYED: (1983, 1/16).

	No.	Receiving		LG	TD
		Yards	Avg.		
1983	7	33	4.7	17	1



13 RICHARD TODD

Quarterback First Year With Saints, 9th in NFL

Ht: 6-2 Wt: 206 College: Alabama

Born: November 19, 1953 at Birmingham, Alabama

Joined Saints: Trade with N.Y. Jets, 1984


PRO: Comes to Saints after leading Jets to playoffs two of last three seasons . . . had third 3,000-plus yard season of his career as he passed for 3,478 yards and 18 TDs . . . holds Jets record for fewest interceptions thrown in a season with only 13 in 1981 . . . has started 72 consecutive games . . . took every snap from center in 1980 for Jets . . . has played in four postseason games in his career, including 1982 AFC Championship game vs. Miami . . . was drafted by Jets in first round of 1976, 6th player chosen and first quarterback tabbed that year . . . Saints acquired him for their first-round draft choice in 1984 draft.

COLLEGE: Chosen Alabama's top QB of 1970's by Birmingham *Post-Herald* . . . named all-Southeastern Conference by AP and UPI as senior . . . also honorable mention all-America that year . . . led Alabama to three straight SEC titles . . . MVP in 1975 Sugar Bowl . . . also played in Sugar Bowl as sophomore and Orange Bowl as junior . . . threw for 1,642 yards, rushed for 1,254 in college career . . . South MVP in Senior Bowl as he threw for 332 yards and two TDs as a dropback passer, a role he did not play in Alabama's wishbone offense . . . selected to play in College All-Star Game against NFL champion, but did not participate . . . received degree in physical education.

PERSONAL: Attended Davidson High School in Mobile, Alabama . . . three-sport letterman there . . . mother and father are both teachers . . . devotes time to many charitable organizations . . . married (Lulu) . . . relocating to New Orleans.

GAMES STARTED/PLAYED: (1976, 6/13); (1977, 11/12); (1978, 5/5); (1979, 15/15); (1980, 16/16); (1981, 16/16); (1982, 9/9); (1983, 16/16). Totals 94/102.

Year	Passing						Rushing			
	Att.	Comp.	Yds.	LG	TD	Int.	No.	Yds.	LG	TD
1976 (Jets)	162	65	870	44	3	12	28	107	22	1
1977 (Jets)	265	133	1863	87	11	17	24	46	13	2
1978 (Jets)	107	60	849	49	6	10	14	18	10	0
1979 (Jets)	334	171	2660	72	16	22	36	93	21	5
1980 (Jets)	479	264	3329	55	17	30	49	330	31	5
1981 (Jets)	497	279	3231	49	25	13	32	131	19	0
1982 (Jets)	261	153	1961	56	14	8	13	-5	7	1
1983 (Jets)	518	308	3478	64	18	26	35	101	17	0
Totals	2623	1433	18241	87	110	138	231	821	31	14



73 FRANK WARREN

Defensive End 4th Year With Saints

Ht: 6-4 Wt: 275 College: Auburn

Born: September 14, 1959 at Birmingham, Alabama

Joined Saints: Draft Choice No. 3a, 1981

PRO: Played in all 16 games in 1983, started 12/11 at Philadelphia . . . had two sacks for 7 yards lost on season . . . intercepted tipped pass 9/25 at Dallas, returned it 6 yards . . . has played in every game since coming to Saints in 1981 . . . sees a lot of action on passing downs as hard-charging lineman.

COLLEGE: AP honorable mention all-America in 1980 . . . AP first team all-Southeastern Conference selection . . . 60-foot plus shot putter for Auburn track team, second in SEC indoor shot in 1978 . . . led team in QB sacks senior season . . . majored in distributive education.

PERSONAL: Attended Phillips High School in Birmingham, Alabama . . . lettered four times in football and track, twice in basketball and wrestling . . . was senior class president . . . married (Cathy) with son (Adam 11/25/75) and daughter (Ebony 7/14/81) . . . lives in Kenner.

GAMES STARTED/PLAYED: (1981, 0/16); (1982, 1/9); (1983, 1/16). Totals 2/41.



49 FRANK WATTELET

Free Safety 4th Year With Saints

Ht: 6-0 Wt: 185 College: Kansas

Born: October 25, 1958 at Paola, Kansas

Joined Saints: Free Agent, 1981

PRO: Started every game at free safety for second consecutive year . . . had interceptions 10/23 at Tampa Bay and 11/27 vs. Minnesota . . . recovered fumbles 11/6 vs. Atlanta and 11/21 vs. Jets . . . was third on Saints tackle chart . . . defended 14 passes on the season, many with jarring hits he has become known for . . . first pro start came in second game of his rookie season, Saints beat Rams that day for first win of the 1981 season . . . started later in the season at strong safety on one occasion . . . has recovered 5 fumbles in his career.

COLLEGE: UPI second team all-Big Eight 1978-80 . . . academic all-Big Eight 1978-79-80 . . . three football letters . . . chosen Kansas' outstanding athletic and academic performer 1979-80 . . . pre-dental major.

PERSONAL: Attended Abilene (Kansas) High School . . . lettered four times in football, basketball and track . . . married (Tara) . . . lives in Kenner.

GAMES STARTED PLAYED: (1981, 3/16); (1982, 9/9); (1983, 16/16). Totals 28/41.

Year	Interceptions			
	No.	Yards	LG	TD
1981	3	16	16	0
1982	None			
1983	2	33	24	0
Totals	5	49	24	0



44 DAVE WAYMER

Cornerback 5th Year With Saints

Ht: 6-1 Wt: 195 College: Notre Dame

Born: July 1, 1958 at Brooklyn, New York


Joined Saints: Draft Choice No. 2, 1980

PRO: Started every 1983 game . . . had no interceptions, but defended a team-high 43 passes on the year . . . recovered fumble 9/18 vs. Chicago . . . was 8th on team tackle chart . . . forced fumble 11/21 vs. Jets . . . led team with 4 interceptions in 1981 . . . is most experienced of Saints' young starting secondary.

COLLEGE: Four-year letterman at Notre Dame . . . played flanker as sophomore, cornerback as junior and senior . . . also returned punts . . . defensive captain . . . set school record with two interception returns for touchdowns vs. Miami in 1979 . . . played in Gator Bowl, two Cotton Bowls, and Hula Bowl . . . majored in economics.

PERSONAL: Attended West Charlotte (North Carolina) High School . . . involved in a number of west coast investments in offseason . . . stockbroker . . . married (Sally) . . . lives in Los Angeles, California in offseason.

GAMES STARTED/PLAYED: (1980, 10/16); (1981, 13/16); (1982, 9/9); (1983, 16/16). Totals 48/57.



94 JIM WILKS

Defensive End 4th Year With Saints

Ht: 6-5 Wt: 260 College: San Diego State

Born: March 12, 1958 at Los Angeles, California

Joined Saints: Draft Choice No. 12, 1981

PRO: Started every game, was second on team in sacks with 8 for 59.5 yards lost . . . had exceptional game 12/11 at Philadelphia when he had 3½ sacks for 21½ yards, and recovered a fumble . . . had 2 sacks for 18 yards 9/18 vs. Chicago . . . spent rookie season primarily as special teamer, moved in to start 8 games in 1982 . . . has started 23 consecutive games after missing second game in 1982 with injury (knee).

COLLEGE: Team captain and honorable mention all-Western Athletic Conference selection in 1980 . . . had solid season in 1980 after rash of injuries kept him out of 1979 regular lineup . . . transferred to San Diego State after being named junior college all-America at Pasadena Community College in 1977 . . . majored in business.

PERSONAL: Attended Pasadena (California) High School . . . high school all-America selection in football . . . one of eleven children . . . married (Andre) . . . lives in Kenner.

GAMES PLAYED/STARTED: (1981, 0/16); (1982, 8/8); (1983, 16/16). Totals 24/40.



18 DAVE WILSON

Quarterback 3rd Year With Saints

Ht: 6-3 Wt: 210 College: Illinois

Born: April 27, 1959 at Anaheim, California

Joined Saints: Draft Choice No. 1, 1981

PRO: Started two games in 1983, and saw action in relief role in 6 others . . . came in and threw all but one pass thrown in opening game of 1983, 9/4 vs. St. Louis and led Saints to 28-17 win . . . started games 11/6 vs. Atlanta and 11/13 at San Francisco in place of injured Kenny Stabler . . . threw for 3 TDs in relief role 10/30 at Buffalo, the first Saints QB to throw for more than two TDs in 36 games . . . sat out entire 1982 season after suffering torn ligaments in opening preseason game . . . started 4 games as rookie in 1981 . . . completed 51.8 percent of his passes that year.

COLLEGE: Finished 10th in Heisman Trophy balloting as junior . . . set or tied 32 NCAA, Big Ten, and school records in 1980 . . . lost senior eligibility on conference ruling . . . passed for NCAA single-game record of 621 yards vs. Ohio State, and came back for 403 yards vs. Indiana the following week . . . passed for 6 TDs vs. Ohio State . . . honorable mention all-America by both wire services in 1980 . . . transferred to Illinois from Fullerton (California) College following sophomore season . . . majored in applied life sciences.

PERSONAL: Attended Katella High School in Anaheim, California . . . grew up four blocks from Anaheim Stadium . . . single . . . lives in Anaheim in offseason.

GAMES STARTED/PLAYED: (1981, 4/11); (1982, inj.); (1983, 2/8). Totals 6/19.

Year	Att.	Passing		Int.	LG	TD
		Comp.	Yards			
1981	158	82	1058	11	50	1
1982	Injured					
1983	112	66	770	7	42	5
Totals	270	148	1828	18	50	6



45 TIM WILSON

Fullback 2nd Year With Saints, 8th in NFL
Ht: 6-3 Wt: 235 College: Maryland
Born: January 14, 1955 at New Castle, Delaware
Joined Saints: Waivers from L.A. Raiders, 1983

PRO: Saw playing time in 6 games in 1983 . . . rushed 8 times for 21 yards . . . was placed on injured reserve (hamstring) following 5th regular season game, remained there for next 10 weeks . . . came off injured reserve to play in regular season finale, rushed 6 times for 18 yards . . . was drafted in third round by Oilers in 1977, saw extensive action as blocking back in Oilers' I-formation 1977-80 . . . best year was 1978 when he rushed for 431 yards and caught 15 passes . . . was moved from fullback to tight end and played there 1982-82 . . . was acquired by L.A. Raiders in 1983 training camp . . . Raiders waived him, Saints picked him up during training camp.

COLLEGE: Primarily used as a blocker, gained 610 yards rushing and scored 6 TDs during college career . . . played as collegian in Liberty, Gator and Cotton Bowls . . . played in Senior Bowl following college career.

PERSONAL: Attended De La Warr High School in New Castle, Delaware . . . rushed for 1,134 yards and 19 TDs during senior year . . . spends time working with charitable groups . . . married (Valenda) with daughter (Talyce 5/12/81) . . . resides in Houston, Texas in offseason.

GAMES STARTED/PLAYED: (1977, 5/10); (1978, 13/16); (1979, 16/16); (1980, 15/16); (1981, 9/16); (1982, 1/9); (1983, 0/6). Totals 59/89. Totals with Saints 0/6.

Year	Rushing					Receiving			
	Att.	Yds.	Avg.	LG	TD	No.	Yds.	LG	TD
1977 (Oilers)	99	343	3.5	16	3	20	107	17	0
1978 (Oilers)	126	431	3.4	24	0	15	91	14	1
1979 (Oilers)	84	319	3.8	19	2	29	208	24	1
1980 (Oilers)	66	257	3.9	15	1	30	170	13	1
1981 (Oilers)	13	35	2.7	7	0	5	33	11	0
1982 (Oilers)	None					None			
1982 (Saints)	8	21	2.6	7	0	None			
Totals	396	1406	3.6	24	6	99	609	24	3



30 WAYNE WILSON

Running Back 6th Year With Saints
Ht: 6-3 Wt: 220 College: Shepherd
Born: September 4, 1957 at Montgomery, Maryland
Joined Saints: Free Agent, 1979

PRO: Had best year of pro career in 1983 . . . rushed for 787 yards, caught 20 passes for 178, and returned kickoffs for 257 . . . led team in scoring with 11 TDs, 9 rushing and 2 passing . . . had three consecutive 100-yard rushing games subbing for injured George Rogers, 9/25 at Dallas (31-108), 10/2 vs. Miami (34-160), and 10/9 at Atlanta (18-103) . . . started 8 games of 14 he appeared in . . . second consecutive season he has led the team in total offensive yards gained . . . when not filling in for Rogers, he started games at fullback . . . did not play (knee) 10/23 at Tampa Bay and 10/30 at Buffalo . . . 25.7-yard kickoff return average led team in that category . . . caught 11 passes and rushed for 83 yards in final game of season in 1982 . . . had 75-yard kickoff return to set up winning score vs. Kansas City in 1982 . . . drafted in 1979 in 12th round by O.A. (Bum) Phillips, then at Houston . . . released by Oilers, picked up by Saints, made team primarily as special teamer . . . started 7 games in 1980 at fullback.

COLLEGE: Honorable mention all-America in 1978 . . . jack-of-all-trades led Shepherd to two divisional titles in West Virginia Conference . . . four-year starter . . . holds degree in recreation.

PERSONAL: Attended Howard High School in Ellicott City, Maryland . . . has spent two offseasons as substitute teacher in high school . . . married (Jackie) with son (Kyle 1/4/83) . . . lives in Columbia, Maryland in offseason.

GAMES STARTED/PLAYED: (1979, 0/14); (1980, 7/15); (1981, 0/16); (1982, 7/8); (1983, 8/14). Totals 22/67.

Year	Rushing					Receiving			
	No.	Yards	Avg.	LG	TD	No.	Yards	LG	TD
1979	5	26	5.2	16	0	None			
1980	63	188	3.0	15	1	31	241	42	1
1981	44	137	3.1	12	1	31	384	55	4
1982	103	413	4.0	20	3	25	175	34	2
1983	199	787	4.0	29	9	20	178	24	2
Totals	414	1551	3.8	29	14	107	978	55	9

Year	Kickoff Returns			
	No.	Yards	LG	TD
1979	11	230	31	0
1980	9	159	27	0
1981	31	722	57	0
1982	7	192	75	0
1983	10	257	52	0
Totals	68	1560	75	0



56 DENNIS WINSTON

Linebacker 3rd Year With Saints, 8th in NFL
Ht: 6-0 Wt: 230 College: Arkansas
Born: October 25, 1955 at Forrest City, Arkansas
Joined Saints: Trade with Pittsburgh, 1982


PRO: Started all 16 games at inside linebacker . . . second on team tackle chart in 1983 . . . had 3 interceptions returned for 21 yards . . . one sack for 2 yards lost . . . voted Most Valuable Player on defense by teammates in 1982 . . . major contributor on Saints defense that led NFC in total defense in 1983 . . . played four games at outside linebacker for Steelers in 1981 . . . started 13 games including playoffs for Steelers in 1979 . . . has received three game balls for performances against Dallas . . . had interception late in game at Dallas 9/25 that killed crucial Cowboys scoring drive late in the game . . . selected in 5th round of 1977 draft by Pittsburgh . . . Saints gave no. 6 choice in 1982 draft to get him.

COLLEGE: Lettered four years at Arkansas . . . started at linebacker and defensive end . . . co-captain his senior year . . . won national lineman of the week honors with 19 solo tackles in game vs. USC . . . twice named Sports Illustrated player of the week . . . played in North-South Shrine game . . . majored in education.

PERSONAL: Attended Robert E. Lee High School in Marianna, Arkansas . . . honored as Arkansas' Pro Athlete of the year in 1980 . . . nicknamed 'Dirt' . . . one of eight children . . . married (Sundra) with daughter (Bianca Turquoise 4/26/81) . . . lives in Fayetteville, Arkansas in offseason.

GAMES STARTED/PLAYED: (1977, 4/13); (1978, 0/16); (1979, 11/16); (1980, 3/14); (1981, 4/14); (1982, 9/9); (1983, 16/16). Totals 47/98. Totals with Saints 25/25.

Year	Interceptions		
	No.	Yards	TD
1977 (Steelers)	2	7	0
1978 (Steelers)	None		
1979 (Steelers)	3	48	1
1980 (Steelers)	None		
1981 (Steelers)	1	1	0
1982 (Saints)	2	-2	0
1983 (Saints)	3	21	0
Totals	11	75	1



89 TYRONE YOUNG

Wide Receiver 2nd Year With Saints
Ht: 6-6 Wt: 200 College: Florida
Born: April 29, 1960 at Ocala, Florida
Joined Saints: Free Agent, 1983

PRO: First pro reception was 16-yard TD catch 10/2 vs. Miami . . . had 3 TDs on season, tied for 5th on team scoring chart . . . designated kick blocker on field goal and extra point teams, blocked point 9/25 at Dallas that helped Saints hold on to 20-19 lead . . . played in all 16 games . . . height, hands and jumping ability makes "Ty in the Sky" Saints' version of "Alley Oop."

COLLEGE: Lettered four years in football, one in basketball . . . 2nd team all-SEC selection by wire services senior season . . . majored in public recreation with public relations minor.


PERSONAL: Attended Forest High School in Ocala, Florida . . . personable player makes promotional and charitable appearances in New Orleans area . . . single . . . lives in Ocala, Florida in offseason.

GAMES STARTED/PLAYED: (1983, 0/16).

	No.	Receptions		LG	TD
		Yards	Avg.		
1983	7	85	12.1	32	3

SAINTS SUMMER DATEBOOK

- July 19 — All players report to training camp in Vero Beach, Florida (Dodgertown)
- July 20 — Player physicals
- July 21 — First team practice
- July 28 — Scrimmage vs. Miami Dolphins at Dodgertown
- Aug. 4 — Saints at Kansas City Chiefs, 7:30 p.m.
- Aug. 11 — Saints vs. Atlanta Falcons at Superdome, 7 p.m.
- Aug. 14 — Roster reduction to 70 players
- Aug. 18 — Break training camp, travel to Houston
Saints at Houston Oilers, 8 p.m.
- Aug. 21 — Roster reduction to 60 players
- Aug. 24 — Touchdown Club Welcome Saints Luncheon, Marriott Hotel, Noon
- Aug. 25 — Saints vs. Washington Redskins at Superdome, Noon
- Aug. 27 — Final roster reduction to 45 players; first regular season work-out
- Sept. 2 — NFL regular season opener, Saints vs. Atlanta Falcons at Superdome, Noon



GEATHERS

1983 Saints Rookies

(Draft Choices)



HOAGE


2 — JAMES GEATHERS, Defensive Tackle 6-7 263 Wichita State

Impressive addition to an already-impressive Saints' defensive front . . . 42nd player selected overall, 10th defensive lineman selected, 28th defensive player . . . staggering potential for continued development after just two years of major college football . . . has linebacker's speed and excellent quickness which led him to 34 quarterback sacks in two years at Wichita State . . . led Shocker defense with 85 tackles, 50 unassisted, last season . . . played both DT and DE last year . . . could play either for Saints, but not projected at nose tackle in 3-4 alignment . . . possesses sub-4.8 speed and turned in fastest 20-yard dash of any prospect in Saints' pre-draft timings . . . had ten or more tackles in five separate contests as senior . . . ranks as tallest defensive lineman on Saints roster . . . Saints coaches like his quickness and tenacity . . . Brother, Robert, was no. 3 draft choice of Buffalo Bills in 1981 . . . played basketball at Paducah (Ky.) Community College, 1979-80 . . . sat out 1981 in transfer to Wichita State . . . starter 1982 and 83 . . . attended Choppe High School in hometown Georgetown, S.C. . . college major is industrial education . . . born June 26, 1960 at Georgetown, S.C.

3a — TERRY HOAGE, Safety 6-3 197 Georgia

One of college football's most decorated defenders was everyone's all-America selection as junior and senior . . . also widely honored for his 3.8 GPA in pre-med (genetics) . . . 68th player selected overall . . . tough, intelligent player who placed 5th in 1983 Heisman Trophy balloting, the highest finish ever by a defensive back . . . had 14 interceptions in three years as Bulldog starter . . . led nation with school-record 12 interceptions as junior . . . missed final four games last season with sprained ankle (vs. Temple) . . . selected to Hula and Senior Bowl squads, but did not play in order to rehabilitate sprained ankle now 100 percent . . . career totals include 216 tackles, 132 unassisted, and a school-record five blocked kicks (3 in 1983) . . . could play either free or strong safety . . . Georgia

coach Vince Dooley called him the "finest defensive back I've ever coached" . . . not projected as cornerback . . . 4.6 speed . . . selected with choice acquired from Buffalo for no. 4 in 1983 draft . . . plans to attend medical school . . . audited general zoology class (taught by father) at Sam Houston State when he was 9th grader and received second highest grade in class, 89 average . . . all-everything at Huntsville (Texas) High School . . . born April 11, 1962 at Ames, Iowa.



ANTHONY



HILGENBERG



FIELDS

3b — TYRONE ANTHONY, Running Back 5-11 200 North Carolina

Outstanding runner and pass receiver that impressed Saints coaches with openfield running style and catching ability . . . 69th player selected overall . . . finished third in ACC rushing last season with 1,063 yards on 184 carries (5.4 avg.) . . . senior highlights included 232 yards (27 carries) in season finale against Duke . . . gained 130 or more yards rushing four times senior year and scored seven TD's . . . selected to Japan Bowl squad . . . will be tried at both HB and FB . . . also expected to be a standout special teamer . . . caught 16 passes for 138 yards last season . . . Winston-Salem, N.C. native is friend of Saints WR Kenny Duckett who grew up in the same area and played at Wake Forest . . . Prefers to be called "T.A." . . . majored in radio and TV . . . attended West Forsythe (N.C.) High School where he was prep all-American . . . hometown is Pfafftown, N.C. . . . born March 3, 1962 at Winston-Salem.

Year	Rushing			
	Att.	Yds.	Avg.	TD
1980	55	279	5.1	1
1981	97	402	4.1	0
1982	97	411	4.2	2
1983	103	431	4.2	2
TOTAL	352	1523	4.3	5

4 — JOEL HILGENBERG, Center 6-3 250 Iowa


Extremely quick, accurate delivery on all snaps, including punts and placements . . . 100 percent on long snaps during career in which he started every game junior and senior seasons . . . 97th selection overall . . . comes from long line of Big Ten center standouts . . . Uncle (Wally) was all-Big Ten in 60's and later played with Vikings . . . Father (Jerry) was Iowa's all-America center in 50's . . . brothers Jim ('78) and Jay ('81) both played at Iowa . . . Jay now with Bears . . . All-Big Ten junior and senior seasons . . . 2nd team all-America by both wire services in 1983 . . . good special teamer on coverages . . . selected with choices acquired from New England for nos. 9-12, 1983 draft . . . majored in General Studies . . . prefers to be called "Hilgy" . . . attended City High in hometown of Iowa City . . . born July 10, 1962 at Iowa City, Iowa.

5 — JITTER FIELDS, Cornerback 5-8 185 Texas

Cornerback who also had good credentials as punt and kickoff returner . . . 123rd selection overall . . . played behind Longhorn CB's Mossy Cade (6th overall selection) and Fred Acorn (57th overall selection) . . . gained experience at both right and left corners . . . started at Texas as walk-on . . . also played on special teams coverages . . . compared by Saints staff to Carl Roaches, return specialist acquired by Bum Phillips when at Houston . . . exceptional strength for size . . . 4.4 speed . . . averaged 11.3 yards per punt return senior year . . . Longhorns' second leading tackler on punt coverages as senior . . . majored in Liberal Arts . . . attended Spruce High School in hometown of Dallas, TX . . . given name is Alfred . . . born Aug. 16, 1962 at Dallas.



THORP



TERRELL



HANSEN

6 — DON THORP, Defensive Tackle 6-4 248 Illinois

Big Ten Player of the Year by UPI was all-America by Football Writers and Sporting News . . . 156th player selected overall . . . powerful lineman with all-out style of play led Rose Bowl participant Illinois in total tackles last year with 77, 17 of them for 97 yards in losses set career record (school) with 37 tackles for loss in three years as starter . . . moved from DE to DT as sophomore . . . senior season included selection for Hula and Senior Bowl squads . . . projects as possible nose tackle in Saints' defensive scheme . . . attended Buffalo Grove (Ill.) High School . . . college major was Business Law . . . born July 10, 1962 at Chicago, Ill.

8 — CLEMON TERRELL, Running Back 6-0 225 So. Mississippi


Started three years at fullback for the Golden Eagles . . . started but alternated playing time his senior year . . . averaged 4.3 yards/carry for four-year career . . . 210th player selected overall . . . one of four Southern Mississippi players selected in draft . . . could provide immediate help for special teams . . . attended Hattiesburg, (Miss.) High School where he was football and track star . . . married (Vicki) . . . born Dec. 19, 1962.

9 — BRIAN HANSEN, Punter 6-3 207 Sioux Falls

Consistent punter who led the nation (NAIA) in 1982 with 44.5-yard average . . . also played tight end and split end at Sioux Falls . . . all-American NAIA 1983 . . . 237th player selected overall . . . four-year starter had career average of 42.5 . . . had 94-yard punt in 1981 . . . attended West Sioux High School in hometown of Hawarden, Iowa . . . college major was Health and Physical Education . . . born Oct. 26, 1960 at Hawarden, Iowa.

PUNTING

Year	No.	Yds.	Avg.
1980	57	2224	39.1
1981	60	2600	43.3
1982	46	2045	44.5
1983	36	1588	44.1



GRAY



BOURGEAU



NELSON

10 — PAUL DAVID GRAY, Linebacker 6-2 231 Western Kentucky

Two-time AP Div. 1AA all-America selection was Hilltopper defensive captain . . . 264th player selected . . . led Western Kentucky in tackles junior and senior years . . . senior totals of 137 tackles, 53 unassisted and 11 tackles for loss . . . reputation as aggressive player who is always in the play . . . three year starter . . . minister's son praised by college coaches for character along with ability . . . attended Daviees County High School in Owensboro, KY. . . . born June 20, 1962 at Tulsa, OK.

11 — MICHEL BOURGEAU, Defensive End 6-4 249 Boise State

Earned all-Big Sky honors in each of his four seasons, despite knee injuries that shortened two of those campaigns . . . also earned honorable mention all-America honors from AP . . . 291st player selected overall . . . coming off knee surgery with good prognosis, but may continue rehabilitation for some time . . . had eight QB sacks in 1983 . . . career total sacks was 25 . . . played both tackle and end in Broncos defensive scheme . . . native of Montreal, Quebec, Canada where he attended Andre-Grasset High School . . . family now lives in upstate New York . . . prefers to be called "Mike" . . . born June 28, 1960 at Montreal.

12 — BYRON NELSON, Tackle 6-5 286 Arizona

Two-year starter on potent Arizona offensive unit that led PAC-10 in scoring last season . . . 324th player selected overall . . . has size and strength to make it as a pro . . . transferred to Arizona from Glendale (Ariz.) Community College . . . is fulfilling boyhood wish to play pro ball . . . attended Apollo High School in Glendale, Ariz. . . . college major was recreation . . . born May 8, 1962.

Saints 1984 Veterans Roster


No.	Name	Pos.	Ht.	Wt.	NFL Exp.	Birthday	College	Games in '83
7	Andersen, Morten	K	6-2	210	3	8/19/60	Michigan State	16
47	Austin, Cliff	RB	6-0	190	2	3/ 2/60	Clemson	11
50	Bordelon, Ken	LB	6-4	226	7	8/26/54	Louisiana State	0
85	Brenner, Hoby	TE	6-4	240	4	6/ 2/59	Southern California	16
67	Brook, Stan	T	6-6	285	5	6/ 8/58	Colorado	16
75	Clark, Bruce	DE	6-3	275	3	3/31/58	Penn State	15
68	Clark, Kelvin	G	6-3	265	6	1/30/56	Nebraska	16
83	Duckett, Kenny	WR	6-0	187	3	10/ 1/59	Wake Forest	14
63	Edelman, Brad	G	6-6	265	3	9/ 3/60	Missouri	16
99	Elliott, Tony	NT	6-2	265	3	4/23/59	North Texas State	12
14	Erxleben, Russell	P	6-4	221	5	1/13/57	Texas	16
77	Fields, Angelo	T	6-6	314	4	9/15/57	Michigan State	0
46	Gajan, Hokie	FB	5-11	220	3	9/ 6/59	Louisiana State	16
20	Gary, Russell	SS	5-11	195	4	7/31/59	Nebraska	14
88	Goodlow, Eugene	WR	6-2	190	2	12/19/58	Kansas State	16
86	Groth, Jeff	WR	5-10	175	6	7/ 2/57	Bowling Green	16
87	Hardy, Larry	TE	6-3	230	7	7/ 9/56	Jackson State	6
62	Hill, John	C	6-2	260	13	4/16/50	Lehigh	16
57	Jackson, Rickey	LB	6-2	240	4	3/20/58	Pittsburgh	16
34	Johnson, Bobby	DB	6-0	191	2	9/ 1/60	Texas	16
60	Korte, Steve	G	6-2	270	2	1/15/60	Arkansas	16
52	Kovach, Jim	LB	6-2	225	6	5/ 1/56	Kentucky	16
21	Krimm, John	FS	6-2	190	2	5/30/60	Notre Dame	0
64	Lafary, Dave	T	6-7	280	8	1/13/55	Purdue	16
93	Lewis, Gary	NT	6-3	260	2	1/14/61	Oklahoma State	6
98	Lewis, Reggie	DE	6-2	260	3	1/20/54	San Diego State	12
29	Lewis, Rodney	CB	5-11	190	2	4/ 2/59	Nebraska	2
59	Martin, Chris	LB	6-2	220	2	12/19/60	Auburn	15
84	Mauti, Rich	WR	6-0	195	7	5/25/54	Penn State	16
19	Merkens, Guido	QB	6-1	195	7	8/14/55	Sam Houston State	16
74	Moore, Derland	NT	6-4	270	12	10/ 7/51	Oklahoma	16
55	Nairne, Rob	LB	6-4	227	8	3/24/54	Oregon State	16
66	Oubre, Louis	G	6-4	262	3	5/15/58	Oklahoma	16
17	Parsley, Cliff	P	6-1	212	7	12/26/54	Oklahoma State	0
51	Paul, Whitney	LB	6-3	220	9	10/ 8/55	Colorado	16
53	Pelluer, Scott	LB	6-2	220	4	4/28/59	Washington State	16
32	Perry, Vernon	SS	6-2	210	6	9/22/53	Jackson State	12
76	Pietrzak, Jim	C	6-5	260	10	2/21/53	Eastern Michigan	16
25	Poe, Johnnie	CB	6-1	185	4	8/29/59	Missouri	16
58	Redd, Glen	LB	6-1	225	3	6/17/58	Brigham Young	16
38	Rogers, George	HB	6-2	229	4	12/ 8/58	South Carolina	13
41	Rogers, Jimmy	HB	5-10	190	5	6/29/55	Oklahoma	16
80	Scott, Lindsay	WR	6-1	190	3	12/ 6/60	Georgia	16
16	Stabler, Ken	QB	6-3	210	15	12/25/45	Alabama	14
27	Stemrick, Greg	CB	5-11	185	10	10/25/51	Colorado State	11
82	Tice, John	TE	6-5	242	2	6/22/60	Maryland	16
11	Todd, Richard	QB	6-2	206	9	11/19/53	Alabama	16
73	Warren, Frank	DE	6-4	275	4	9/14/59	Auburn	16
49	Wattelet, Frank	FS	6-0	185	4	10/25/58	Kansas	16
44	Waymer, Dave	CB	6-1	195	5	7/ 1/58	Notre Dame	16
94	Wilks, Jim	DE	6-5	260	4	3/12/58	San Diego State	16
18	Wilson, Dave	QB	6-3	210	3	4/27/59	Illinois	8
45	Wilson, Tim	FB	6-3	235	8	1/14/55	Maryland	14
30	Wilson, Wayne	RB	6-3	220	6	9/ 4/57	Shepherd	14
56	Winston, Dennis	LB	6-0	230	8	10/25/55	Arkansas	16
89	Young, Tyrone	WR	6-6	190	2	4/29/60	Florida	16

Saints 1984 Numerical Roster

5	Clifford Brown, K	40	Clemon Terrell, RB	73	Frank Warren, DE
7	Morten Andersen, K	41	Jimmy Rogers, HB	74	Derland Moore, NT
11	Brian Hansen, P	42	Joseph Scriber, WR	75	Bruce Clark, DE
11	Richard Todd, QB	43	Darrell Terrell, WR	76	Jim Pietrzak, C
14	Russell Erxleben, P	44	Dave Waymer, CB	77	Angelo Fields, T
15	Darrell Dickey, QB	45	Hokie Gajan, Fb	78	Byron Nelson, T
16	Ken Stabler, QB	47	Cliff Austin, RB	79	Richard Reese, T
17	Cliff Parsley, P	48	Michael Dellocono, WR	80	Lindsay Scott, WR
18	Dave Wilson, QB	49	Frank Wattelet, FS	82	John Tice, TE
19	Guido Merkens, QB	50	Ken Bordelon, LB	83	Kenny Duckett, WR
20	Russell Gary, SS	51	Whitney Paul, LB	84	Rich Mauti, WR
21	John Krimm, FS	52	Jim Kovach, LB	85	Hoby Brenner, TE
22	Tyrone Anthony, RB	53	Scott Pelluer, LB	86	Jeff Groth, WR
23	Roy Ritchie, DB	55	Rob Nairne, LB	87	Larry Hardy, TE
24	Terry Hoage, S	56	Dennis Winston, LB	88	Eugene Goodlow, WR
25	Johnnie Poe, CB	57	Rickey Jackson, LB	89	Tyrone Young, WR
26	Jitter Fields, CB	58	Glen Redd, LB	90	Mack Faggett, TE
27	Greg Stemrick, CB	59	Chris Martin, LB	90d	Paul Gray, LB
28	Greg Harding, FS	60	Steve Korte, G	92	James Haynes, LB
29	Rodney Lewis, CB	61	Joel Hilgenberg, C	93	Gary Lewis, NT
30	Wayne Wilson, RB	62	John Hill, C	94	Jim Wilks, DE
32	Vernon Perry, SS	63	Brad Edelman, G	95	Bobby Fowler, TE
34	Bobby Johnson, DB	64	Dave Lafary, T	96	Don Thorp, DT
35	Brady Davis, WR	66	Louis Oubre, G	97	James Geathers, DT
36	Anthony Brigham, WR	67	Stan Brock, T	98	Reggie Lewis, DE
38	George Rogers, HB	68	Kelvin Clark, G	99	Tony Elliott, NT

Saints First-Year Roster

No.	Name	Pos.	Ht.	Wt.	Born	College	How Acq.
22	Anthony, Tyrone	RB	5-11	200	3/ 3/62	North Carolina	D3b
36	Brigham, Anthony	WR	5-9	175	8/10/59	Lamar	FA
5	Brown, Clifford	K	6-2	190	10/18/56	Natal Tech	FA
35	Davis, Brady	WR	5-11	175	12/12/60	North Texas State	FA
48	Dellocono, Michael	WR	5-9	175	6/25/61	Louisiana Tech	FA
15	Dickey, Darrell	QB	6-2	195	12/ 6/59	Kansas State	FA
90	Faggett, Mack	LB	6-0	210	1/ 9/61	North Texas State	FA
26	Fields, Jitter	CB	5-8	185	8/16/62	Texas	D5
95	Fowler, Bobby	TE	6-2	230	9/11/60	Louisiana Tech	FA
97	Geathers, James	DT	6-7	263	6/26/60	Wichita State	D2
90d	Gray, Paul	LB	6-2	231	6/20/62	Western Kentucky	D10
28	Harding, Greg	FS	6-2	202	7/31/60	Nicholls State	FA
10	Hansen, Brian	P	6-3	207	10/26/60	Sioux Falls	D9
92	Haynes, James	LB	6-2	230	8/ 9/60	Mississippi Valley State	FA
61	Hilgenberg, Joel	C	6-3	250	7/10/62	Iowa	D4
24	Hoage, Terry	S	6-3	197	4/11/62	Georgia	D3a
78	Nelson, Byron	T	6-5	286	5/ 8/62	Arizona	D12
79	Reese, Richard	T	6-4	310	7/25/60	Mississippi Valley State	FA
23	Ritchie, Roy	CB	5-10	181	12/23/58	Lubbock Christian	FA
42	Scriber, Joseph	WR	6-0	190	5/ 7/61	Maryland	FA
40	Terrell, Clemon	RB	6-0	225	12/19/62	Southern Mississippi	D8
43	Terrell, Darrell	WR	6-2	190	3/14/58	North Texas State	FA
96	Thorp, Don	DT	6-4	248	7/10/62	Illinois	D6



“Our team is very health conscious. We have to be. That’s why we drink Kentwood Spring Water.”

—O.A. “Bum” Phillips


Part of winning is paying attention to details. Kentwood 100% Natural Spring Water is the only water I want my players drinking out on the field and in the locker room. It’s one more healthful advantage for our side. So naturally my team drinks Kentwood.

My family drinks it at home, too. It’s a natural.

For Home and Office Delivery
Call: 821-3333

KENTWOOD

Pure



**100% NaturalTM
Spring Water**

Drinking Water of the New Orleans Saints

Saints 1984 Training Camp Depth Chart*

OFFENSE

WR—88 Eugene Goodlow, 80 Lindsay Scott, 89 Tyrone Young
LT—64 Dave Lafary, **78 Byron Nelson**
LG—63 Brad Edelman, 76 Jim Pietrzak, **78 Byron Nelson**
C—62 John Hill, 60 Steve Korte, **61 Joel Hilgenberg**
RG—66 Louis Oubre, 68 Kelvin Clark
RT—67 Stan Brock, 77 Angelo Fields
TE—85 Hoby Brenner, 82 John Tice, 87 Larry Hardy
WR—86 Jeff Groth, 83 Kenny Duckett, 84 Rich Mauti
QB—16 Ken Stabler, 18 Dave Wilson, 19 Guido Merkens, 11 Richard Todd
HB—38 George Rogers, 30 Wayne Wilson, 41 Jimmy Rogers, 47 Cliff Austin,
22 Tyrone Anthony
FB—Hokie Gajan, 45 Tim Wilson, **40 Clemon Terrell**

DEFENSE

LE—75 Bruce Clark, 98 Reggie Lewis, **97 James Geathers**
NT—74 Derland Moore, 99 Tony Elliott, 93 Gary Lewis
RE—94 Jim Wilks, 73 Frank Warren, **96 Don Thorp**
LOLB—57 Rickey Jackson, 59 Chris Martin
LILB—52 Jim Kovach, 58 Glen Redd, **90 Paul David Gray**
RILB—56 Dennis Winston, 53 Scott Pelluer
ROLB—51 Whitney Paul, 55 Rob Nairne, 50 Ken Bordelon
LCB—44 Dave Waymer, 29 Rodney Lewis, **28 Jitter Fields**
RCB—25 Johnnie Poe, 27 Greg Sterrick
SS—20 Russell Gary, 32 Vernon Perry, 21 John Krimm
FS—39 Frank Wattelet, 34 Bobby Johnson, **24 Terry Hoage**

SPECIALISTS

P—14 Russell Erxleben, 19 Guido Merkens, 17 Cliff Parsley, **10 Brian Hansen**
K—7 Morten Andersen
H—19 Guido Merkens
PC/KC—76 Jim Pietrzak, 62 John Hill, **61 Joel Hilgenberg**
PR—86 Jeff Groth, 84 Rick Mauti, **28 Jitter Fields**
KR—30 Wayne Wilson, 41 Jimmy Rogers, 83 Kenny Duckett, 47 Cliff Austin

*—1984 Draft Choices in Bold Type

OTHER SAINTS FOR 1984

ANTHONY BRIGHAM, Wide Receiver, Lamar . . . 6-2, 190 . . . born 8/10/59 at Houston, Texas . . . attended Forest Brook High School in Houston . . . single . . . went to camp with Tampa Bay Bandits in 1983 . . . joined Saints as free agent, 1984.

CLIFFORD BROWN, Kicker, Natal Technical College . . . 6-2, 185 . . . born 10/18/56 at Durban, South Africa . . . attended Glenwood High School in Durban . . . single . . . played wing on rugby team that competed in South African national kicking contest . . . went to camp with Saints in 1983 . . . joined Saints again as free agent, 1984.

BRADY DAVIS, Wide Receiver, North Texas State . . . 5-11, 175 . . . born 12/12/60 at Haskell, Texas . . . attended Bryan Adams High School in Dallas, Texas . . . single . . . joined Saints as free agent, 1984.

MICHAEL DELLOCONO, Wide Receiver, Louisiana Tech . . . 5-9, 175 . . . born 6/25/61 at Baton Rouge, Louisiana . . . attended Lee High School in Baton Rouge . . . single . . . joined Saints as free agent, 1984.

DARRELL DICKEY, Quarterback, Kansas State . . . 6-2, 195 . . . born 12/6/59 at Galveston, Texas . . . attended Chapel Hill (North Carolina) High School . . . single . . . joined Saints as free agent, 1984.

MACK FAGGETT, Linebacker, North Texas State . . . 6-0, 210 . . . born 1/9/61 at Longview, Texas . . . attended Longview (Texas) High School . . . single . . . joined Saints as free agent, 1984.

ANGELO FIELDS, Tackle, Michigan State . . . 6-6, 310 . . . born 9/15/57 at Washington, D.C. . . . attended Woodrow Wilson High School in Washington, D.C. . . . single . . . drafted by Houston Oilers in second round of 1980 draft . . . played with Oilers 1980-81 . . . traded to Green Bay prior to 1982 season for 3rd round pick in 1983 draft . . . spent 1982 on Packers' injured reserve list . . . was released by Packers prior to 1983 season, did not play football in 1983 . . . joined Saints as free agent, 1984.

BOBBY FOWLER, Tight End, Louisiana Tech . . . 6-2, 230 . . . born 9/11/60 at Temple, Texas . . . attended Angleton (Texas) High School . . . single . . . joined Saints as free agent, 1984.

GREG HARDING, Defensive Back, Nicholls State . . . 6-2, 202 . . . born 7/31/60 at New Orleans, Louisiana . . . attended Terrebone High School in Houma, Louisiana . . . married (Lucetta) . . . went to camp with Houston Gamblers, 1984 . . . joined Saints as free agent, 1984.

JAMES HAYNES, Linebacker, Mississippi Valley State . . . 6-2, 230 . . . born 8/19/60 at Tallulah, Louisiana . . . attended Tallulah (La.) High School . . . single . . . joined Saints as free agent, 1984.

CLIFF PARSLEY, Punter, Oklahoma State . . . 6-1, 212 . . . born Dec. 26, 1954 at Kansas City, Mo. . . . attended Grandview (Mo.) High School . . . single . . . entered NFL as no. 6 draft choice of Saints in 1977 . . . traded in training camp that year to Houston Oilers in exchange for no. 6 pick in 1978 draft . . . punted in every game for the Oilers, 1977-82 . . . 1980 was best season with 40.7 avg. . . . left Oilers before end of 1982 season and missed 1983 campaign . . . Saints acquired him as free agent, 1984.

RICHARD REESE, Tackle, Mississippi Valley State . . . 6-4, 310 . . . born 7/25/60 at Minter City, Mississippi . . . attended Amanda Elzy High School in Greenwood, Mississippi . . . single . . . joined Saints as free agent, 1984.

ROY RITCHIE, Defensive Back, Lubbock Christian College . . . 5-10, 181 . . . born 12/23/58 at Lubbock, Texas . . . attended Lubbock (Texas) High School . . . single . . . joined Saints as free agent, 1984.

JOSEPH SCRIBER, Wide Receiver, Maryland . . . 6-0, 190 . . . born 5/7/61 at Leonardtown, Maryland . . . attended Chopticon High School in Morganza, Maryland . . . single . . . joined Saints as free agent, 1984.

DARRELL TERRELL, Wide Receiver, North Texas State . . . 6-2, 190 . . . born 3/14/58 at Dallas, Texas . . . attended Wilmer-Hutchins (Texas) High School . . . single . . . went to camp with Saints in 1981 . . . went to camp with Michigan Panthers in 1983 . . . joined Saints as free agent, 1984.

HOW THE SAINTS WERE BUILT (Final Roster of 1983 Season)*

Year	Draft (30)	Trade (6)	Free Agents (13)
1973 4-8-2 4th NFC West	Derland Moore, DT (2)		
1976 4-10 3rd (tie)NFC West		Ken Bordelon, LB (from L.A.)	
1977 3-11 4th NFC West	Dave Lafary, T (5a)		Rich Mauti, WR
1978 7-9 3rd NFC West	Larry Hardy, TE (12)		
1979 8-8 2nd NFC West	Russell Erxleben, P (1) Jim Kovach, LB (4)		Jim Pietrzak, C Wayne Wilson, RB
1980 1-15 4th NFC West	Stan Brock, T (1) Dave Waymer, CB (2)		Jimmy Rogers, RB
1981 4-12 4th NFC West	George Rogers, RB (1) Dave Wilson, QB (1 supp.) Russell Gary, SS (2a) Rickey Jackson, LB (2b) Frank Warren, DT (3a) Hoby Brenner, TE (3b) Louis Oubre, G (5a) Johnnie Poe, CB (6b) Glen Redd, LB (6c) Hokie Gajan, RB (10) Jim Wilks, DE (12)	Rob Naime, LB (from Denver)	Jeff Groth, WR Frank Watelet, FS
1982 4-5 2nd NFC West	Lindsay Scott, WR (1) Brad Edelman, G (2) Rodney Lewis, CB (3a) Eugene Goodlow, WR (3b) (Signed 1983) Kennedy Duckett, WR (3c) *John Krimm, FS (3d) Morten Andersen, K (4) Tony Elliott, NT (5)	Bruce Clark, DE (from Green Bay) Kelvin Clark, G (from Denver) Whitney Paul, LB (from Kansas City) Dennis Winston, LB (from Pittsburgh)	Reggie Lewis, DE Ken Stabler, QB
1983 8-8 3rd NFC West	Steve Korte, G (2) John Tice, TE (3a) Cliff Austin, RB (3b) Gary Lewis, NT (4)		Bobby Johnson, DB Chris Martin, LB Vernon Perry, DB Greg Stemick, CB Tyrone Young, WR

Waivers(4)—John Hill, C, from N.Y. Giants, 1975; Guido Merckens, QB, from Houston, 1980; Scott Pelluer, LB, from Dallas, 1981; Tim Wilson, FB, from L.A. Raiders, 1983.

*Two players acquired in 1984 transactions: QB Richard Todd by trade (N.Y. Jets); T Angelo Fields as free agent.

*Krimm missed 1983 season with injury.

1983 Game Summaries

Saints 28, Cardinals 17

Sept. 4 at Superdome (65,225)

George Rogers started off 1983 with his best game ever, and the best game by a Saints running back. Rogers carried 24 times for 206 yards, and scored two touchdowns. Early in the third quarter, Rogers gave the Saints the lead for good when he broke for a 76-yard scoring run. He scored three minutes later on a 1-yard plunge following a Dennis Winston interception. The Saints offense piled up 383 total yards despite losing starting quarterback Ken Stabler on the third play of the game with a knee injury. Dave Wilson relieved Stabler and completed seven of 11 passes for 121 yards. He connected with WR Kenny Duckett on a 35-yard TD pass in the final quarter to put the game out of reach. The Saints defense sacked Cardinals quarterbacks four times. "George Rogers, as the statistics show, played well today," said head coach/general manager O.A. (Bum) Phillips. "We overcame a lot of adversity, and we won. Dave Wilson had a great day. He played the way we thought he could when we drafted him two years ago."

St. Louis	7	3	0	7-17
New Orleans	0	7	14	7-28

SCORING

St.L.—Marsh 11 pass from Lomax (O'Donoghue kick)
N.O.—W. Wilson 9 run (Andersen kick)
St.L.—O'Donoghue 47 field goal
N.O.—G. Rogers 76 run (Andersen kick)
N.O.—Duckett 35 pass from D. Wilson (Andersen kick)
St.L.—Tilley 16 passes from Hart (O'Donoghue kick)

TEAM STATISTICS

	St. Louis	New Orleans
First Downs	20	15
Rushes-Yards	28-121	40-272
Passing Yards	219	111
Return Yards	113	70
Passes	21-35-1	7-12-1
QB Sacked-Yards	4-27	1-10
Punts	4-47.0	5-44.6
Fumbles-Lost	2-0	2-1
Penalties-Yards	8-50	14-101

RUSHING

St. Louis—Anderson 18-60; Green 2-31; Hart 2-13; Mitchell 2-9; Morris 3-8; Perrin 1-0.

New Orleans—G. Rogers 24-206, 2 TDs; W. Wilson 10-32, 1 TD; Gajan 6-34.

PASSING

St. Louis—Hart 11-20-1, 141, 1 TD; Lomax 11-15-0, 111, 1 TD.

New Orleans—D. Wilson 7-11-1, 121, 1 TD; Stabler 0-1-0, 0.

RECEIVING

St. Louis—Green 7-76; Tilley 4-65, 1 TD; Marsh 3-31, 1 TD; Anderson 3-26; Shumann 2-41; LeFleur 1-7; Morris 1-0.

New Orleans—Groth 2-50; Duckett 2-44, 1 TD; Brenner 2-23; W. Wilson 1-4.

Rams 30, Saints 27

Sept. 11 at Anaheim Stadium (45,572)

For the second consecutive week, the Saint lost a major offensive weapon to injury, but persevered to keep the game tight all the way. Running back George Rogers suffered strained ligaments in his right knee early in the second quarter and didn't play the rest of the game. Rogers had 42 yards in 10 carries to that point. New Orleans led until the first play of the fourth quarter, when the Rams scored to take the lead, 21-20. Ken Stabler, coming off a knee injury suffered in the St. Louis game, rallied the Saints into the lead again with a seven-play, 77-yard drive culminated with his 15-yard pass to WR Eugene Goodlow. Stabler threw six passes in the drive. But, after Russell Erxleben intentionally walked out of the end zone for a safety to close the gap to 27-23, Rams QB Vince Ferragamo hit Otis Grant with a short pass, and Grant ran 57 yards to the Saints' three-yard line. RB Eric Dickerson scored on the next play. Stabler was intercepted on the Saints' next possession and the Rams ran the clock out to preserve the win.

New Orleans	3	7	10	7-27
Los Angeles	0	7	7	16-30

SCORING

N.O.—Andersen 27 field goal
N.O.—W. Wilson 1 run (Andersen kick)
L.A.—Dickerson 3 run (Nelson kick)
N.O.—Gajan 4 run (Andersen kick)
L.A.—D. Hill 11 pass from Ferragamo (Nelson kick)
N.O.—Andersen 30 field goal
L.A.—Dickerson 1 run (Nelson kick)
N.O.—Goodlow 15 pass from Stabler (Andersen kick)
L.A.—Safety, Erxleben ran out of end zone
L.A.—Dickerson 3 run (Nelson kick)

TEAM STATISTICS

	New Orleans	Los Angeles
First Downs	19	20
Rushes-Yards	41-121	25-104
Passing Yards	220	255

Return Yards	140	118
Passes	16-31-1	17-30-1
QB Sacked-Yards	0-0	1-11
Punts	4-44.8	5-39.6
Fumbles-Lost	3-2	4-3
Penalties-Yards	8-82	8-71

RUSHING

New Orleans—W. Wilson 17-56; 1 TD; G. Rogers 10-42; Gajan 8-24; J. Rogers 5-9; Erxleben 1-(-10).
Los Angeles—Dickerson 18-88, 3 TD's; Redden 5-23; Ferragamo 2-7.

PASSING

New Orleans—Stabler 16-30-1, 220, 1 TD; D. Wilson 0-1-0, 0.

Los Angeles—Ferragamo 17-30-2, 266, 1 TD.

RECEIVING

New Orleans—Groth 4-51; Scott 3-31; Duckett 2-59; Goodlow 2-38, 1 TD; Brenner 2-22; W. Wilson 2-17; Gajan 1-2.

Los Angeles—D. Hill 4-63, 1 TD; Dickerson 4-40; Guman 3-41; Grant 2-68; Barber 2-35; Alexander 1-10; Farmer 1-9.

Saints 34, Bears 31 (OT)

Sept. 18 at Superdome (64,692)

Although the Bears gained the most yardage to be gained on the Saints in 1983, New Orleans held on to win on Morten Andersen's 41-yard field goal in overtime. Chicago garnered 493 yards on the stingy Saints defense. Waiter Payton had a field day, gaining 161 yards on the ground, 27 receiving, and threw two touchdown passes. But the Saints fought off every challenge. With the score tied 10-10 at halftime, Stabler led the Saints 58 yards in seven plays to Hoby Brenner's 15-yard TD catch. Four plays later, following a Frank Warren fumble recovery, Stabler hit Kenny Duckett with a 25-yard TD strike. Payton came back for the Bears with a 49-yard run and a 56-yard pass to Willie Gault for scores. Johnnie Poe intercepted a Chicago pass and returned it 31 yards for a tally. Payton retaliated with a 21-yard pass to Gault for a tie. In the overtime, the Saints defense held the Bears offense without a first down in two possessions. Stabler ended the game when he took the Saints from their own two-yard line to the Bears' 24, where Andersen split the uprights. The Saints defense sacked Chicago quarterbacks eight times, a team record. "What we needed was a little more excitement," Phillips joked following the game.

Chicago	7	3	7	14	0-31
New Orleans	7	3	14	7	3-34

SCORING

Chi.—Gault 8 pass from McMahon (Thomas kick)
N.O.—Gajan 3 run (Andersen kick)
N.O.—Andersen 21 field goal

Chi.—Thomas 27 field goal
N.O.—Brenner 15 pass from Stabler (Andersen kick)
N.O.—Duckett 25 pass from Stabler (Andersen kick)
Chi.—Payton 49 run (Thomas kick)
Chi.—Gault 56 pass from Payton (Thomas kick)
N.O.—Poe 31 interception return (Andersen kick)
Chi.—Gault 21 pass from Payton (Thomas kick)
N.O.—Andersen 41 field goal

TEAM STATISTICS

	Chicago	New Orleans
First Downs	21	21
Rushes-Yards	34-189	28-84
Passing Yards	304	248
Return Yards	67	292
Passes	20-33-3	26-40-3
QB Sacked-Yards	8-73	6-55
Punts	8-39.5	6-45.0
Fumbles-Lost	3-2	3-3
Penalties-Yards	11-111	6-50

RUSHING

Chicago—Payton 28-161, 1 TD; Evans 2-11; McMahon 1-9; Gentry 3-8.

New Orleans—W. Wilson 21-72; Gajan 7-12, 1 TD.

PASSING

Chicago—McMahon 11-17-1, 172, 1 TD; Evans 7-14-2, 128; Payton 2-2-0, 77, 2 TD

New Orleans—Stabler 25-39-3, 279, 2 TD's; Erxleben 1-1-0, 24.

RECEIVING

Chicago—Gault 4-103, 3 TD's; Moorehead 4-82; Saldi 4-37; Margerum 2-86; Payton 2-27; Suhey 2-4; McKinnon 1-20; Baschnagel 1-18.

New Orleans—Groth 7-74; Brenner 6-105, 1 TD; Duckett 5-53, 1 TD; Scott 4-40; Goodlow 2-17; W. Wilson 2-14.

Cowboys 21, Saints 20

Sept. 25 at Texas Stadium (62,136)

"I can't ever remember losing a game this way," Phillips said after Ken Stabler was trapped in the Saints end zone with 1:58 left in the game to give the Cowboys a one-point victory. "And, I hope I'm not around long enough to lose another one that way, either." Morten Andersen lined up for a field goal attempt with under eight minutes left in the game that would give the Saints a 23-13 lead. Instead, it was blocked and returned for a touchdown by the Cowboys. Tyrone Young blocked Dallas' extra point try as the Saints clung to a one-point lead. But Stabler was tackled as he went back to pass in the end zone to provide the winning margin. New Orleans held the potent Dallas offense to 272 total yards, and the Cowboys had only six yards passing in the first half. The Saints sacked Dallas QB's seven times, and intercepted four passes. Wayne Wilson, filling in for an injured George Rogers, riddled the Dallas flex defense for

108 yards on the ground, and scored two TD's. The Saints controlled the ball for 75 plays to the Cowboys' 64. In the stretch, the Cowboys could manage only three first downs in the entire fourth quarter.

New Orleans 0 10 3 7—20
Dallas 7 6 0 8—21

SCORING

Dal.—Pearson 4 pass from White (Septien kick)
Dal.—Septien 41 field goal.
N.O.—Andersen 19 field goal
N.O.—W. Wilson 2 run (Andersen kick)
Dal.—Septien 34 field goal
N.O.—Andersen 42 field goal
N.O.—W. Wilson 1 run (Andersen kick)
Dal.—Follows 62 return of blocked field goal (kick blocked)
Dal.—Safety, Dickerson tackled Stabler in end zone

TEAM STATISTICS

New Orleans	Dallas
First Downs.....17	16
Rushes-Yards.....38-115	26-173
Passing Yards.....183	99
Return Yards.....149	127
Passes.....18-34-1	15-31-4
QB Sacked-Yards.....3-34	7-67
Punts.....4-40.8	6-39.3
Fumbles-Lost.....2-2	4-2
Penalties-Yards.....8-51	8-67

RUSHING

New Orleans—W. Wilson 31-108; 2 TD's; Gajan 4-6; T. Wilson 1-1; Stabler 1-0; J. Rogers 1-0.
Dallas—Dorsett 16-124; Newsome 6-32; Springs 4-17.

PASSING

New Orleans—Stabler 18-34-1, 207.
Dallas—D. White 15-30-3, 166, 1TD; Pearson 0-1-1, 0.

RECEIVING

New Orleans—Brenner 5-70; Groth 4-50; Duckett 3-35; Goodlow 2-9; Hardy 1-22; W. Wilson 1-10; Scott 1-9; Tice 1-2.
Dallas—Cossie 5-50; Donley 2-41; Dorsett 2-27; Pearson 2-21, 1 TD; Newsome 2-16; Springs 2-11.

Saints 17, Dolphins 7

Oct. 2 at Superdome (66,489)

Wayne Wilson, again subbing for an injured George Rogers, had his second consecutive day gaining over 100 yards on the ground, as he went for a personal record 160 in a team-record 34 carries. The Saints controlled the ball for over 33 minutes in the game, and had the offense on the field for 10 minutes more than the Dolphins in the second half. Rookie WR Tyrone Young caught his first NFL touchdown pass in the second quarter from Ken Stabler to post the Saints to a lead they would not relinquish. That pass came on the end of a time-consuming, 13-play march that started

on the Saints' 19-yard line. Defense got in the act in the third quarter when Frank Warren deflected a Dolphins pass, and DE Reggie Lewis caught it in midair and scored his first NFL touchdown from 27 yards out. Miami scored in the final quarter, and the Saints ate up the final six minutes of the clock with a ball-control game. "We did it in the clutch," said Phillips. "That's something we haven't been able to do in the games we lost. Today we controlled the ball."

Miami 0 0 0 7—7
New Orleans 0 7 10 0—17

SCORING

N.O.—Young 16 pass from Stabler (Andersen kick)
N.O.—Andersen 32 field goal
N.O.—R. Lewis 27 interception return (Andersen kick)
Mia.—Duper 10 pass from Marino (von Schamann kick)

TEAM STATISTICS

Miami	New Orleans
First Downs.....19	21
Rushes-Yards.....22-66	45-199
Passing Yards.....178	124
Return Yards.....70	67
Passes.....16-34-2	12-18-0
QB Sacked-Yards.....1-6	0-0
Punts.....4-49	4-34.3
Fumbles-Lost.....2-0	1-1
Penalties-Yards.....5-35	7-54

RUSHING

Miami—Nathan 5-28; Bennett 7-24; Overstreet 8-14; Kuechenberg 1-0; Harris 1-0.
New Orleans—W. Wilson 34-160; J. Rogers 7-30; Gajan 2-9; T. Wilson 1-2; Stabler 1-2.

PASSING

Miami—Marino 12-22-1, 150, 1 TD; Woodley 4-12-1, 34.

New Orleans—Stabler 12-18-0, 124, 1 TD.

RECEIVING

Miami—Nathan 5-50; Hardy 3-49; Duper 3-34, 1 TD; Rose 3-28; Moore 1-12; Harris 1-11.
New Orleans—Brenner 3-44; Duckett 2-33; Scott 2-12; W. Wilson 2-5; Young 1-16, 1 TD; Goodlow 1-9; Groth 1-5.

Saints 19, Falcons 17

Oct. 9 at Atlanta-Fulton County Stadium (51,654)

Morten Andersen's 35-yard field goal with no time left on the clock claimed victory from the scrappy Falcons. Atlanta took a 17-16 lead with a 12-play, 80-yard drive culminated with a two-yard TD run by William Andrews with 1:20 left in the game. But Kenny Duckett's 41-yard kickoff return set the Saints offense up at the Falcons' 47-yard line with 1:08 left in the contest. QB Ken Stabler moved

New Orleans 29 yards in five plays to set up Andersen's kick. The Saints defense held powerful Falcons RB Andrews to 77 yards rushing, and sacked Falcons QBs five times. SS Russell Gary made the first interception of a Falcons pass all season. Wayne Wilson rushed for 103 yards and had 254 yards total including rushing, pass receiving (53) and kickoff returns (98). Wilson's 100-yard-plus game marked the third consecutive time that he had rushed for over 100 yards in as many weeks, filling in for an injured George Rogers.

New Orleans 3 0 3 13—19
Atlanta 0 3 7 7—17

SCORING

N.O.—Andersen 23 field goal
Atl.—Luckhurst 49 field goal
Atl.—Bailey 20 pass from Bartkowski (Luckhurst kick)
N.O.—Andersen 27 field goal
N.O.—W. Wilson 23 pass from Stabler (Andersen kick)

Atl.—Andrews 2 run (Luckhurst kick)

N.O.—Andersen 35 field goal

TEAM STATISTICS

New Orleans	Atlanta
First Downs.....19	20
Rushes-Yards.....33-163	28-89
Passing Yards.....148	203
Return Yards.....169	121
Passes.....15-29-1	20-37-1
QB Sacked-Yards.....0-0	5-38
Punts.....4-41.8	4-37.8
Fumbles-Lost.....0-0	1-0
Penalties-Yards.....2-35	3-25

RUSHING

New Orleans—W. Wilson 18-103; G. Rogers 10-41; Gajan 2-15; J. Rogers 3-4.

Atlanta—Andrews 25-77, 1 TD; Riggs 3-12.

PASSING

New Orleans—Stabler 15-29-1, 148, 1 TD.
Atlanta—Bartkowski 20-37-1, 241, 1 TD.

RECEIVING

New Orleans—W. Wilson 5-53, 1 TD; Groth 3-25; Duckett 2-29; Goodlow 2-26; Scott 1-10; Brenner 1-5; Gajan 1-0.

Atlanta—Bailey 7-109, 1 TD; Jenkins 7-95; Andrews 3-6; B. Johnson 1-14; Robinson 1-9; Riggs 1-8.

49ers 32, Saints 13

Oct. 16 at Superdome (68,154)

After stopping the 49ers on the Saints' goal line to end the first half, the New Orleans defense caught fire and allowed only three first downs in the second half of play. But offensive mistakes, two fumbles and three interceptions, all led to San Francisco points. Four of the turnovers led to field goals, and an interception was returned for a TD by the 49ers. In the third quarter, San Francisco

scored on drives of 16, five, and eight yards. QB Ken Stabler was hurt on the last series of the third quarter, Dave Wilson came in and moved the team but could not get on the scoreboard. Ten different Saints receivers caught a pass. 49ers QB Joe Montana completed only three of nine passes in the second half, none in the fourth quarter.

San Francisco 6 0 16 10—32
New Orleans 0 13 0 0—13

SCORING

S.F.—Wersching 23 field goal
S.F.—Wersching 32 field goal
N.O.—Andersen 28 field goal
N.O.—Andersen 26 field goal
N.O.—W. Wilson 1 run (Andersen kick)
S.F.—Wersching 47 field goal
S.F.—Wersching 52 field goal
S.F.—Wersching 24 field goal
S.F.—Hicks 62 interception return (Wersching kick)
S.F.—Wersching 23 field goal
S.F.—Tyler 34 run (Wersching kick)

TEAM STATISTICS

San Francisco	New Orleans
First Downs.....15	20
Rushes-Yards.....35-194	25-90
Passing Yards.....134	198
Return Yards.....120	160
Passes.....17-27-1	22-37-3
QB Sacked-Yards.....2-11	4-33
Punts.....3-33.4	3-40.0
Fumbles-Lost.....0-0	2-2
Penalties-Yards.....6-54	6-57

RUSHING

San Francisco—Tyler 19-87, 1 TD; Craig 8-87; Montana 3-11; Ring 3-5; Moore 1-2; Clark 1-2.

New Orleans—G. Rogers 14-52; W. Wilson 8-21, 1 TD; Gajan 2-15; J. Rogers 1-2.

PASSING

San Francisco—Montana 17-27-1, 145.
New Orleans—Stabler 10-20-2, 105; D. Wilson 12-17-1, 126.

RECEIVING

San Francisco—Clark 3-36; Ring 3-36; Moore 3-19; Tyler 3-9; Solomon 2-34; Cooper 1-7; Ramson 1-4; Craig 1-0.

New Orleans—Goodlow 5-74; Gajan 4-36; Groth 3-34; Scott 3-25; Brenner 2-20; G. Rogers 1-22; Hardy 1-7; W. Wilson 1-5; Duckett 1-4; Young 1-4.

Saints 24, Buccaneers 21

Oct. 23 at Tampa Stadium (48,242)

Tampa Bay scored on a 23-yard drive on their first possession, and on an interception return on the Saints' second series for a quick 14-0 lead. Ken Stabler got the Saints going at the end of the first quarter, aided by Guido Merkens' 16-yard run on a fake field goal to keep the drive going. Guard Kelvin Clark scored his first pro TD when he covered

George Rogers' fumble in the end zone on the next play. The Saints scored on the first possession of the third quarter, a 69-yard drive in nine plays on Stabler's 12-yard pass to Eugene Goodlow. Trailing 21-17, the defense, in addition to holding the Bucs to only two first downs in the second half, provided the winning margin on DB Bobby Johnson's 70-yard interception return. Despite losing two of five fumbles and giving up the ball four times on interceptions, the Saints achieved a win to push their season record to 5-3. The Bucs gained 30 yards in the second half, and could muster 141 all day, a Saints defensive record. Bucs quarterbacks were sacked seven times, two by LB Rickey Jackson.

New Orleans 0 10 14 0—24
Tampa Bay..... 14 7 0 0—21

SCORING

T.B.—Wilder 2 run (Capece kick)
T.B.—Castille 69 interception return (Capece kick)
N.O.—K. Clark fumble recovery in end zone (Andersen kick)

N.O.—Andersen 50 field goal
T.B.—Wilder 7 run (Capece kick)
N.O.—Goodlow 12 pass from Stabler (Andersen kick)
N.O.—Johnson 70 interception return (Andersen kick)

TEAM STATISTICS

	New Orleans	Tampa Bay
First Downs.....	19	12
Rushes-Yards.....	49-179	25-74
Passing Yards.....	64	67
Return Yards.....	194	216
Passes.....	12-29-4	16-36-3
QB Sacked-Yards.....	4-34	7-57
Punts.....	5-41.6	8-41.3
Fumbles-Lost.....	5-2	2-0
Penalties-Yards.....	6-39	5-49

RUSHING

New Orleans—G. Rogers 23-86; Gajan 7-46; J. Rogers 7-35; Merkens 1-16; Stabler 2-3.
Tampa Bay—Wilder 20-64, 2 TD's; Thompson 4-8; Armstrong 1-2.

PASSING

New Orleans—Stabler 12-29-4, 94, 1 TD.
Tampa Bay—Thompson 16-34-3, 124; Golsteyn 0-2-0, 0.

RECEIVING

New Orleans—4-30, 1 TD; Brenner 3-30; G. Rogers 2-7; Duckett 1-15; Tice 1-9; Groth 1-3.
Tampa Bay—Wilder 9-50; Carter 2-24; Giles 2-24; House 1-13; J. Bell 1-9; T. Bell 1-4.

Bills 27, Saints 21

Oct. 30 at Rich Stadium (49,413)

The Saints gained 389 total yards to 301 for Buffalo, but a last-second pass caromed off WR Tyrone Young's hands to give the Bills a

victory. Buffalo opened a 20-0 lead on their first three possessions of the game. Ken Stabler was hurt on the last Saints possession of the first quarter, and Dave Wilson came on to drive New Orleans to a score before intermission. The Bills scored late in the third quarter, aided in the drive by three Saints penalties. Dave Wilson then drove the Saints to two scores in the final quarter to close the gap to 27-21. On the last series of the game, a diving desperation save kept Eugene Goodlow from catching the winning TD, and two "Hail Mary" passes to Young failed. Wilson threw for three TD's in the contest, the first three in 36 games that the Saints scored their first solid game after coming back from a knee injury, gaining 114 yards on the ground. But New Orleans gave up four first downs by penalty, the most all season.

New Orleans 0 7 0 14—21
Buffalo..... 7 13 7 0—27

SCORING

Buf.—Butler 15 pass from Ferguson (Danelo kick)
Buf.—Hunter 40 pass from Ferguson (Danelo kick)
Buf.—Moseley 22 pass from Ferguson (kick failed)
N.O.—Tice 12 pass from D. Wilson (Andersen kick)
Buf.—Moseley 8 pass from Ferguson (Danelo kick)
N.O.—Brenner 2 pass from D. Wilson (Andersen kick)
N.O.—Young 5 pass from D. Wilson (Andersen kick)

TEAM STATISTICS

	New Orleans	Buffalo
First Downs.....	20	22
Rushes-Yards.....	30-133	37-132
Passing Yards.....	256	169
Return Yards.....	120	130
Passes.....	23-37-2	14-26-0
QB Sacked-Yards.....	0-0	1-15
Punts.....	4-43.0	7-36.7
Fumbles-Lost.....	1-1	0-0
Penalties-Yards.....	9-90	10-95

RUSHING

New Orleans—G. Rogers 21-114; Gajan 5-18; Exleben 1-1; J. Rogers 2-0; D. Wilson 1-0.
Buffalo—Cribbs 26-84; Leaks 9-36; Ferguson 1-7; Moore 1-5.

PASSING

New Orleans—D. Wilson 19-31-1, 209, 3 TD's; Stabler 4-6-1, 47.
Buffalo—Ferguson 13-25-0, 173, 4 TD's; Kofler 1-1-0, 11.

RECEIVING

New Orleans—Brenner 4-35, 1 TD; G. Rogers 4-28; Groth 3-45; Young 3-41, 1 TD; Gajan 3-24; Goodlow 2-30; Tice 2-17, 1 TD; Scott 1-25; Duckett 1-11.
Buffalo—Moseley 5-59, 2 TD's; Hunter 4-63, 1 TD; Butler 2-26, 1 TD; Brammer 1-16; Franklin 1-11; Lewis 1-9.

Saints 27, Falcons 10

Nov. 6 at Superdome (67,062)

Johnnie Poe intercepted a Bartkowski pass late in the second quarter, and the Saints went 48 yards for a score to cut the Falcons' lead to 10-7 at halftime. Then the defense limited the Falcons to 39 total yards and only three first downs in the second half, and the offense made the best of opportunities to put the game out of reach. Leading 14-10, George Rogers broke the first play of the fourth quarter for 65 yards. Dave Wilson, starting for an injured Ken Stabler, hit Tyrone Young for a TD to end the drive. Rickey Jackson recovered a fumble on Atlanta's next possession and Hokie Gajan took the ball over ten plays later for the final score. George Rogers had another 100-yard rushing day, his second in succession. Dave Wilson had to throw only 14 passes in the game, and completed 9 for 146 yards and a touchdown. The Falcons' one-back offense could generate only 213 total yards, 174 in the first half. "This was the best overall game, offensively and defensively, we've played so far this season," said Phillips.

Atlanta..... 0 10 0 0—10
New Orleans 0 7 7 13—27

SCORING

Atl.—Andrews 1 run (Luckhurst kick)
Atl.—Luckhurst 43 field goal
N.O.—W. Wilson 5 run (Andersen kick)
N.O.—Gajan 9 run (Andersen kick)
N.O.—Young 19 pass from D. Wilson (kick failed)
N.O.—Gajan 11 run (Andersen kick)

TEAM STATISTICS

	Atlanta	New Orleans
First Downs.....	14	17
Rushes-Yards.....	29-93	43-238
Passing Yards.....	120	128
Return Yards.....	143	76
Passes.....	17-28-1	9-14-1
QB Sacked-Yards.....	5-25	2-18
Punts.....	4-40.0	4-41.3
Fumbles-Lost.....	3-2	1-0
Penalties-Yards.....	2-15	4-30

RUSHING

Atlanta—Andrews 17-45, 1 TD; Riggs 7-32; Giacomarro 1-13; Bartkowski 2-3; Robinson 1-0; B. Johnson 1-0.
New Orleans—G. Rogers 20-137; W. Wilson 9-44, 1 TD; Gajan 8-43, 2 TD's; Austin 4-16; Goodlow 1-3; D. Wilson 1-5.

PASSING

Atlanta—Bartkowski 17-28-1, 145.
New Orleans—D. Wilson 9-14-1, 146, 1 TD.

RECEIVING

Atlanta—Bailey 5-83; Riggs 3-25; Andrews 3-14; Jenkins 2-16; B. Johnson 2-1; Matthews 1-6; Robinson 1-0.

New Orleans—Groth 3-38; Gajan 2-31; Brenner 1-31; W. Wilson 1-24; Young 1-19, 1 TD; G. Rogers 1-3.

49ers 27, Saints 0

Nov. 13 at Candlestick Park (40,022)

A rainy, dreary day set the scene for New Orleans' worst performance of 1983. Dave Wilson, starting again for injured Ken Stabler, was sacked nine times and threw two interceptions as the offense could get nothing going. The Saints gained two first downs in the first half of play. Meanwhile, San Francisco scored 10 quick points at the end of the first half to lead 17-0 at halftime. Things got slightly better in the second half, but not enough to matter. A long Wilson-to-Lindsay Scott touchdown pass was nullified because Wilson had stepped across the line of scrimmage before throwing. Wilson hit Hoby Brenner with a long pass, but Brenner was stripped and San Francisco intercepted. The 49ers managed 397 total yards to 129 for the Saints, New Orleans' lowest total of the season. After the game, George Rogers said, "we're still in it. But all we can do is leave this game right here and go on with the rest of the season."

New Orleans 0 0 0 0—0
San Francisco 7 10 7 3—27

SCORING

S.F.—Ramson 1 pass from Montana (Wersching kick)
S.F.—Clark 14 pass from Montana (Wersching kick)
S.F.—Wersching 33 field goal
S.F.—Francis 2 pass from Montana (Wersching kick)
S.F.—Wersching 25 field goal

TEAM STATISTICS

	New Orleans	San Francisco
First Downs.....	10	28
Rushes-Yards.....	20-744	34-124
Passing Yards.....	55	273
Return Yards.....	124	89
Passes.....	16-29-2	26-44-2
QB Sacked-Yards.....	9-77	2-10
Punts.....	9-45.6	3-48.0
Fumbles-Lost.....	4-1	1-1
Penalties-Yards.....	4-82	6-34

RUSHING

New Orleans—G. Rogers 14-52; W. Wilson 3-10; D. Wilson 2-7; Gajan 1-5.
San Francisco—Tyler 15-92; Ring 10-26; Craig 7; Montana 2-7; Moore 4-8.

PASSING

New Orleans—D. Wilson 16-29-2, 132.
San Francisco—Montana 26-43-2, 283, 3 TD's; Clark 0-1-0, 0.

RECEIVING

New Orleans—Goodlow 4-40; Brenner 3-46; Austin 2-25; Scott 2-11; Tice 2-1; Gajan 1-6; Young 1-5; G. Rogers 1-2.
 San Francisco—Clark 6-87, 1 TD; Francis 5-52, 1 TD; Ring 4-53; Wilson 4-31; Ramson 4-28, 1 TD; Moore 2-22; Craig 1-10.

Jets 31, Saints 28

Nov. 21 at Superdome (68,606)

New Orleans followed their worst offensive performance of the season with their best, but a 76-yard punt return just over two minutes left in the game finished a furious 17-point Jets rally to win the game. The Saints got going early, as a Russell Gary interception set up George Rogers' 14-yard TD run, but LB Lance Mehl intercepted a Stabler pass on the Saints' next possession, and returned it for a score to tie the game. Stabler followed with a nine-play drive to put the Saints ahead 14-7 on a 38-yard pass to Hoby Brenner. Facing fourth down and inches in the second quarter, the Jets were stopped short, but the Saints were detected offside. Five plays later, New York tied the game. The Saints opened the second half the way they opened the game, as Wayne Wilson scored to cap a 12-play drive. Hokie Gajan's 58-yard run on the next offensive play set up another TD and a 28-14 Saints lead. But the Jets drove to a field goal and touchdown before the winning punt return. New Orleans' 401 offensive yards was the most of 1983, and Hokie Gajan gained 113 yards on the ground, his first 100-yard plus game as a pro.

New York 7 7 0 17—31
 New Orleans 14 0 14 0—28

SCORING

N.O.—G. Rogers 14 run (Andersen kick)
 N.Y.—Mehl 34 interception return (Leahy kick)
 N.O.—Brenner 38 pass from Stabler (Andersen kick)
 N.Y.—Barber 1 run (Leahy kick)
 N.O.—W. Wilson 1 run (Andersen kick)
 N.O.—G. Rogers 2 run (Andersen kick)
 N.Y.—Leahy 37 field goal
 N.Y.—Barkum 11 pass from Todd (Leahy kick)
 N.Y.—Springs 76 punt return (Leahy kick)

TEAM STATISTICS

	New York	New Orleans
First Downs.....	18	20
Rushes-Yards.....	23-84	47-239
Passing Yards.....	205	162
Return Yards.....	202	79
Passes.....	20-30-1	12-20-1
QB Sacked-Yards.....	3-28	2-28
Punts.....	4-36.8	5-41.2
Fumbles-Lost.....	1-1	3-1
Penalties-Yards.....	4-40	3-20

RUSHING

New York—McNeil 20-86; Barber 1-1, 1 TD; Todd 2-3.
 New Orleans—Gajan 11-113; G. Rogers 26-84, 2 TD's; W. Wilson 10-42, 1 TD.

PASSING

New York—Todd 20-30-1, 230, 1 TD.
 New Orleans—Stabler 12-19-1, 190, 1 TD; Gajan 0-1-0, 0.

RECEIVING

New York—Walker 7-110; Barkum 3-36, 1 TD; Jones 3-33; Shuler 3-31; Harper 2-7; Gaffney 1-11; McNeil 1-2.
 New Orleans—Groth 4-56; Brenner 3-58, 1 TD; Scott 2-43; Mauti 1-23; Gajan 1-7; Tice 1-4.

Saints 17, Vikings 16

Nov. 27 at Superdome (59,502)

The Vikings opened the scoring, the Saints answered with a score of their own. The game progressed this way, as the lead changed hands four times in the contest. Tied at half-time, a field goal late in the third quarter gave Minnesota a 13-10 lead. New Orleans retaliated with a 77-yard drive that began in the third quarter and culminated in the fourth quarter with Wayne Wilson's one-yard dive to give the Saints a 17-13 advantage. Frank Wattelet killed the next Vikings drive with a pass interception. Minnesota drove 66 yards in 10 plays, but the drive stalled on the Saints 14-yard line, where they settled for a 32-yard field goal. Following the kickoff, the Saints fumbled the ball to the Vikings. After gaining only four yards in three plays, Minnesota's 47-yard field goal try with 1:55 remaining was wide right. George Rogers iced the game two plays later when he dove for the final first down. The Saints defense shut the Vikings offense with only 245 yards total offense, and allowed only 13 pass completions in 30 attempts. Following the game, the Saints awarded the game ball to the crowd for its enthusiasm and support throughout 1983.

Minnesota..... 3 7 3 3—16
 New Orleans..... 7 3 0 7—17

SCORING

Minn.—Ricardo 31 field goal
 N.O.—W. Wilson 2 run (Andersen kick)
 Minn.—Galbreath 5 pass from Dils (Ricardo kick)
 N.O.—Andersen 25 field goal
 Minn.—Ricardo 27 field goal
 N.O.—W. Wilson 1 run (Andersen kick)
 Minn.—Ricardo 32 field goal

TEAM STATISTICS

	Minnesota	New Orleans
First Downs.....	17	18
Rushes-Yards.....	33-121	42-153

Passing Yards.....	124	171
Return Yards.....	80	150
Passes.....	13-30-1	13-22-3
QB Sacked-Yards.....	2-17	0-0
Punts.....	7-44.3	4-40.5
Fumbles-Lost.....	1-0	2-2
Penalties-Yards.....	2-15	6-41

RUSHING

Minnesota—Galbreath 14-58; Nelson 18-54; Jones 1-9.
 New Orleans—G. Rogers 20-69; W. Wilson 12-49, 2 TD's; Gajan 7-41; Stabler 3-6.

PASSING

Minnesota—Dils 13-30-1, 141, 1 TD.
 New Orleans—Stabler 13-22-3, 171.

RECEIVING

Minnesota—Galbreath 4-29, 1 TD; Bruer 2-37; McCullum 2-33; Nelson 2-12; Jordan 1-19; Lewis 1-6; Young 1-5.
 New Orleans—Groth 5-56; Goodlow 4-52; Scott 2-39; Brenner 1-20; W. Wilson 1-4.

Patriots 7, Saints 0

Dec. 4 at Sullivan Stadium (24,579)

With six inches of snow on the ground and more on the way, the Patriots scored on their first drive, the only points put on the board all day. The drive covered 39 yards, and followed a 53-yard return on the opening kickoff. The Saints defense allowed 68 yards in the first half, and only 207 yards all day. New England did not complete a pass in the first half. New Orleans had two chances to win in the final quarter, but a fumbled punt and a missed field goal took its toll, as a last-second drive ended with a "Hail Mary" pass in the end zone knocked away as the game ended. Stabler completed 15 of his 26 passes in the driving snow, and had none intercepted. The Patriots managed only three completions in ten attempts, and were sacked twice. New England gained only 16 net yards via the pass all day, a Saints defensive record. Meanwhile, a last-second pass lifted Philadelphia over the Rams, keeping the Saints in the thick of the playoff race.

New Orleans..... 0 0 0 0—0
 New England..... 7 0 0 0—7

SCORING

N.E.—Collins 3 run (Steinfork kick)

TEAM STATISTICS

	New Orleans	New England
First Downs.....	15	14
Rushes-Yards.....	39-159	44-191
Passing Yards.....	119	16
Return Yards.....	46	57
Passes.....	15-27-0	3-10-0

QB Sacked-Yards.....	1-6	2-14
Punts.....	5-34.4	5-41.6
Fumbles-Lost.....	4-3	3-1
Penalties-Yards.....	4-45	6-36

RUSHING

New Orleans—W. Wilson 14-67; G. Rogers 20-61; Gajan 4-15; Groth 1-15.

New England—Tatupu 21-128; Van Eeghen 8-32; Collins 8-19, 1 TD; Eason 7-12.

PASSING

New Orleans—Stabler 15-26-0, 125; D. Wilson 0-1-0, 0.

New England—Eason 3-10-0, 30.

RECEIVING

New Orleans—Goodlow 4-34; Gajan 3-20; Brenner 2-26; Groth 2-18; G. Rogers 2-8; Scott 1-12; Mauti 1-7.

New England—Morgan 3-30.

Saints 20, Eagles 17 (OT)

Dec. 11 at Veterans' Stadium (45,182)

Needing a win to stay in the hunt for a playoff spot, the Saints saw a big lead dwindle in the fourth quarter under a furious Eagles charge. But Morten Andersen's 50-yard field goal, his second of the game, gave the Saints an overtime victory. Following Andersen's first field goal, a 52-yarder, New Orleans led 17-3 early in the final quarter. But the Eagles tied it on a 7-yard pass with four minutes left in the game. Kenny Duckett fumbled the following kickoff, but Philadelphia returned the favor two plays later. After failing to make a first down, the Saints punted to the Eagles, who set up shop at the New Orleans 47-yard line. Five plays later, on the Saints' 23-yard line with 18 seconds remaining, a Philadelphia field goal attempt sailed wide right. The Saints defense held on the first series in overtime, and two quick passes from Stabler to Eugene Goodlow set up Andersen's winning 50-yarder. Coupled with the Rams' loss later that day, New Orleans could go to its first ever playoff game with a win the following week.

New Orleans..... 0 7 7 3 3—20
 Philadelphia..... 0 3 0 14 0—17

SCORING

N.O.—W. Wilson 21 pass from Stabler (Andersen kick)

Phil.—Franklin 23 field goal

N.O.—G. Rogers 4 run (Andersen kick)

N.O.—Andersen 52 field goal

Phil.—Quick 17 pass from Jaworski (Franklin kick)

Phil.—Carmichael 7 pass from Jaworski (Franklin kick)

N.O.—Andersen 50 field goal

Saints 1983 Statistics

TEAM STATISTICS

	New Orleans	Philadelphia
First Downs.....	16	21
Rushes-Yards.....	37-100	30-173
Passing Yards.....	183	159
Return Yards.....	45	78
Passes.....	16-24-0	20-33-0
QB Sacked-Yards.....	0-0	4-26
Punts.....	4-30.0	3-48.0
Fumbles-Lost.....	2-1	3-2
Penalties-Yards.....	2-10	4-25

RUSHING

New Orleans—G. Rogers 22-76, 1 TD; W. Wilson 10-20; Gajan 3-6; Stabler 2-2.
Philadelphia—Montgomery 7-56; Jaworski 6-52; M. Williams 10-46; Oliver 7-19.

PASSING

New Orleans—Stabler 16-24-0, 183, 1 TD.
Philadelphia—Jaworski 20-33-0, 185, 2 TD's.

RECEIVING

New Orleans—Goodlow 7-92; Groth 4-45; W. Wilson 4-42, 1 TD; Gajan 1-4.
Philadelphia—Oliver 4-34; Hoover 3-47; Quick 3-42, 1 TD; Carmichael 3-14, 1 TD; Haddix 2-10; M. Williams 2-3; Sampleton 1-19; Woodruff 1-15; Montgomery 1-1.

Rams 26, Saints 24

Dec. 18 at Superdome (70,148)

The only offensive points of the day for the Rams, a 42-yard field goal with two seconds remaining in the game, sent Los Angeles to the playoffs and left the Saints with their second 8-8 season ever. The New Orleans defense held the Rams' potent offense to seven first downs, and only one in the second half, until with 1:51 left in the contest, Los Angeles moved from their own 20-yard line to the Saints' 25-yard line. Mike Lansford's field goal just got inside the upright for the win. The Saints got on the board first, on Ken Stabler's 11-yard pass to Jeff Groth. Stabler scored for the Rams as he was trapped in the end zone for a safety. The Rams then returned a Saints punt 72 yards for a score to lead 9-7 at half. The Los Angeles offense could not manage a first down in the entire second quarter. On the third play of the third quarter, Stabler, hit as he

threw, was knocked out of the game as his pass was intercepted and returned for a touchdown. Dave Wilson came in and sneaked across the goal line to cut the lead to 16-14. Following an Andersen field goal, Wilson's next pass was intercepted and returned for yet another score. DB Greg Sternick intercepted a Rams pass, Steve Korte's recovery of a George Rogers fumble in the end zone eight plays later gave the Saints a 24-23 lead. The Rams gained only 238 yards in the game, and had 11 first downs. New Orleans controlled the ball for almost 38 minutes to only 22 for Los Angeles.

Los Angeles..... 2 7 7 10—26
New Orleans..... 7 0 7 10—24

SCORING

N.O.—Groth 11 pass from Stabler (Andersen kick)
L.A.—Safety, Stabler tackled in end zone by Youngblood
L.A.—Ellard 72 punt return (Lansford kick)
L.A.—Johnson 31 interception return (Lansford kick)
N.O.—D. Wilson 1 run (Andersen kick)
N.O.—Andersen 20 field goal
L.A.—Cromwell 43 interception return (Lansford kick)
N.O.—Korte fumble recovery in end zone (Andersen kick)
L.A.—Lansford 42 field goal.

TEAM STATISTICS

	Los Angeles	New Orleans
First Downs.....	11	18
Rushes-Yards.....	20-78	47-142
Passing Yards.....	111	126
Return Yards.....	204	126
Passes.....	15-31-1	11-22-2
QB Sacked-Yards.....	2-15	3-20
Punts.....	8-48.4	7-37.7
Fumbles-Lost.....	3-2	1-0
Penalties-Yards.....	9-92	2-15

RUSHING

Los Angeles—Dickerson 19-80; Ferragamo 1-2.
New Orleans—G. Rogers 32-124; T. Wilson 6-18; Gajan 4-12; W. Wilson 2-3; D. Wilson 1-1, 1 TD; Duckett 2-16.

PASSING

Los Angeles—Ferragamo 15-31-1, 175.
New Orleans—Stabler 8-14-1, 95, 1 TD; D. Wilson 3-8-1, 36.

RECEIVING

Los Angeles—Farmer 4-74; Dennard 3-40; Guman 3-27; Dickerson 3-16; Barber 1-11; Redden 1-7.
New Orleans—Brenner 3-40; Groth 3-35; 1 TD; Goodlow 2-36; Scott 2-17; G. Rogers 1-3.

SCORING

	TDR	TDP	TDR%	PAT	FG	S	TP
Andersen.....	0	0	0	37-38	18	0	91
W. Wilson.....	9	2	0	0	0	0	66
G. Rogers.....	5	0	0	0	0	0	30
Gajan.....	4	0	0	0	0	0	24
Young.....	0	3	0	0	0	0	18
Brenner.....	0	3	0	0	0	0	18
Duckett.....	0	2	0	0	0	0	12
Goodlow.....	0	2	0	0	0	0	12
D. Wilson.....	1	0	0	0	0	0	6
Groth.....	0	1	0	0	0	0	6
Poe.....	0	0	1	0	0	0	6
Re. Lewis.....	0	0	1	0	0	0	6
Kel. Clark.....	0	0	1	0	0	0	6
Johnson.....	0	0	1	0	0	0	6
Tice.....	0	1	0	0	0	0	6
Korte.....	0	1	0	0	0	0	6
Saints.....	19	14	5	37-38	18-24	0	319
Opp. Total.....	11	20	8	37-39	20-34	3	337

RUSHING

	No.	Yds	Avg.	LG	TD
G. Rogers.....	256	1144	4.5	76	5
W. Wilson.....	199	787	4.0	29	9
Gajan.....	81	415	5.1	58	4
J. Rogers.....	26	80	3.1	13	0
T. Wilson.....	8	21	2.6	7	0
Austin.....	4	16	4.0	5	0
Merkens.....	1	16	16.0	16	0
Groth.....	1	15	15.0	15	0
Goodlow.....	1	3	3.0	3	0
D. Wilson.....	5	3	0.6	5	1
Erleben.....	2	-9	-4.5	1	0
Stabler.....	9	-14	-1.6	0	0
Duckett.....	2	-16	-8.0	2	0
Saints.....	595	2461	4.1	76	19
Opp. Total.....	473	2000	4.2	71	11

RECEIVING

	No.	Yds.	Avg.	LG	TD
Groth.....	49	585	11.9	42	1
Brenner.....	41	574	14.0	38	3
Goodlow.....	41	487	11.9	26	2
Scott.....	24	274	11.4	35	0
W. Wilson.....	20	178	8.9	24	2
Duckett.....	19	282	14.9	48	2
Gajan.....	17	130	7.6	26	0
G. Rogers.....	12	69	5.8	22	0
Young.....	7	85	12.1	32	3
Tice.....	7	33	4.7	12	1

Hardy.....	2	29	14.5	22	0
Austin.....	2	25	12.5	18	0
Mauti.....	2	30	15.0	23	0
Saints.....	243	2782	11.4	48	14
Opp. Total.....	271	3128	11.5	60	20

INTERCEPTIONS

	No.	Yds.	Avg.	LG	TD
Poe.....	7	146	20.9	31	1
Gary.....	3	70	23.3	26	0
Winston.....	3	21	7.0	15	0
Johnson.....	2	80	40.0	70	1
Wattelet.....	2	33	16.5	24	0
Paul.....	2	3	1.5	3	0
Reg. Lewis.....	1	27	27.0	27	1
Stemrick.....	1	26	26.0	26	1
Warren.....	1	6	6.0	6	0
Jackson.....	1	0	0	0	0
Saints.....	23	412	17.9	70	3
Opp. Total.....	25	424	17.0	69	5

KICKOFF RETURNS

	No.	Yds.	Avg.	LG	TD
Duckett.....	33	719	21.8	61	0
W. Wilson.....	10	257	25.7	52	0
Mauti.....	8	147	18.4	35	0
Austin.....	7	112	16.0	27	0
J. Rogers.....	6	85	14.2	25	0
Brock.....	1	15	15.0	15	0
Wattelet.....	1	4	4.0	4	0
Saints.....	66	1339	20.3	61	0
Opp. Total.....	44	937	21.3	53	0

PUNT RETURNS

	No.	FC	Yds.	Avg.	LG	TD
Groth.....	39	15	275	7.1	38	0

PUNTING

	No.	Yds.	Avg.	TB	In 20	LG	Blk.
Erleben.....	74	3034	41.0	9	10	60	0
Merkens.....	4	144	36.0	1	0	45	0
Saints.....	78	3178	40.7	10	10	60	0
Opp. Total.....	83	3473	41.9	7	22	70	0

FIELD GOALS

	1-19	20-29	30-39	40-49	50+	Total
Andersen.....	2-2	8-8	3-4	2-6	3-4	18-24

	PASSING	Att.	Comp.	Yards	Pct.	Avg./Att.	TD	Pct.Td	Int.	Pct.Int.	LG	Lost/Att.	Rating
Stabler.....	311	176	1988	.566	6.39	9	2.9	18	5.8	48	18-159	61.4	
D. Wilson.....	112	66	70	.589	6.88	5	4.5	7	6.3	42	17-146	68.6	
Erleben.....	1	1	24	1.000	24.00	0	0.0	0	0.0	24	0-0	-	
Gajan.....	1	0	0	-	-	0	-	0	-	-	0-0	-	
Saints.....	425	243	2782	.572	6.55	14	3.3	25	5.9	48	35-305	63.5	
Opp. Total.....	495	271	3128	.547	6.32	20	4.0	23	4.6	60	56-437	68.2	

1983 Team Statistics

	SAINTS	OPP.			
TOTAL FIRST DOWNS	286	289	Attempts/Completions	425-243	495-271
Rushing	135	108	Pct. of Completions	.572	.546
Passing	136	159	Had Intercepted	25	23
Penalty	15	22	PUNTS/AVERAGE	78-40.7	83-41.9
Third Down: Made/Att.	85-222-38%	86-222-39%	NET PUNTING AVG.	30.8	36.8
Fourth Down Made/Att.	13-17	2-7	PENALTIES/YARDS	93-817	96-804
TOTAL NET YARDS	4938	4691	FUMBLES/BALL LOST	36-22	33-16
Avg. Per Game	308.6	293.2	TOUCHDOWNS	38	39
Total Plays	1055	1024	Rushing	20	11
Avg. Per Play	4.7	4.6	Passing	14	20
NET YARDS RUSHING	2461	2000	Returns	4	8
Avg. Per Game	153.8	125.0			
Total Rushes	595	473			
NET YARDS PASSING	2477	2691			
Avg. Per Game	154.8	168.2			
Tackled/Yards Lost	35-305	56-437			
Gross Yards	2782	3128			

SCORE BY PERIODS

	1	2	3	4	OT	Total
SAINTS TOTAL	41	81	103	88	6	319
Opp. Total	74	86	61	116	—	337

SAINTS LONGEST PLAYS — 1983

RUN FROM SCRIMMAGE—76, George Rogers vs St. Louis, 9-4.
 PASS PLAY—48, Ken Stabler to Kenny Duckett at L.A., 9-11.
 PUNT RETURN—30, Jeff Groth at Dallas, 9-25.
 KICKOFF RETURN—61, Kenny Duckett vs Chicago, 9-18.
 INTERCEPTION RETURN—70, Bobby Johnson at Tampa Bay, 10-23 (TD).
 PUNT—60, Russell Erxleben at San Francisco, 11-13.
 FIELD GOAL—52, Morten Andersen at Philadelphia, 12-11.

THE LAST TIME

Intercepted pass returned for TD—Oct. 23, 1983, by Bobby Johnson, 70 yards at Tampa Bay.

Fumble recovery returned for TD—Nov. 2, 1980, by Don Reese, 34 yards vs. Los Angeles.

Fumble recovered in end zone for TD—Dec. 18, 1983, by Steve Korte, in end zone vs Los Angeles.

Punt return for TD—Dec. 15, 1968, by Charlie Brown, 53 yards vs. Pittsburgh.

Kickoff returned for TD—Nov. 27, 1977 by Clarence Chapman, 92 yards at San Francisco.

Saints 1984 Opponents

(All Times Local)

ATLANTA FALCONS

National Football Conference Western Division

August 11 at Superdome, 7 p.m. (Preseason)
 September 2 at Superdome, Noon
 November 11 at Atlanta-Fulton County Stadium, Noon

Suwanee Road at I-85, Suwanee, Georgia 30174
 President: Rankin M. Smith, Sr.
 Head Coach: Dan Henning (second year)
 Public Relations: Charlie Dayton
 Office Phone: 404/588-1111
 Home Stadium: Atlanta-Fulton County Stadium (1966) Capacity: 60,748
 Team Colors: Red, White, Black and Silver
 Training Camp: Suwanee Road at I-85, Suwanee, Georgia 30174
 1983 Record: 7-9, Fourth, NFC West
 Scoring Leaders: Mick Lukhurst, K, 94
 William Andrews, RB, 66
 Rushing Leader: William Andrews, 331 for 1567 yards, 7 TDs
 Passing Leader: Steve Bartkowski, 274-432-5, 3167 yards, 22 TDs
 Receiving Leaders: Billy Johnson, WR, 64 for 709 yards, 4 TDs
 William Andrews, RB, 59 for 609 yards, 4 TDs



CHICAGO BEARS

National Football Conference Central Division

October 7 at Soldier Field, Noon

55 East Jackson Boulevard, Chicago, Illinois
 President: Mike McCaskey
 Head Coach: Mike Ditka (third year)
 Public Relations: Bill McGrane
 Office Phone: 312/295-6600
 Home Stadium: Soldier Field (1924) Capacity: 64,519
 Team Colors: Orange, Navy Blue and White
 Training Camp: Halas Hall, Lake Forest, Illinois 60605
 1983 Record: 8-8, Second (Tie), NFC Central
 Scoring Leaders: Bob Thomas, K, 77
 Willie Gault, WR, 48
 Walter Payton, RB, 48
 Rushing Leader: Walter Payton, 314 for 1421 yards, 6 TDs
 Passing Leader: Jim McMahon, 175-295-13, 2184 yards, 2 TDs
 Receiving Leaders: Walter Payton, RB, 53 for 607 yards, 2 TDs
 Matt Suhey, RB, 49 for 429 yards, 1 TD



CINCINNATI BENGALS

American Football Conference Central Division

December 9 at Superdome, Noon

200 Riverfront Stadium, Cincinnati, Ohio 45202
 President: John Sawyer
 General Manager: Paul E. Brown
 Head Coach: Sam Wyche (first year)
 Public Relations: Alan Heim
 Office Phone: 513/621-3552
 Home Stadium: Riverfront Stadium (1970) Capacity: 59,754
 Team Colors: Black, Orange and White
 Training Camp: Wilmington College, Wilmington, Ohio 45202
 1983 Record: 7-9, Third, AFC Central
 Scoring Leaders: Jim Breech, K, 87
 Pete Johnson, RB, 84
 Rushing Leader: Pete Johnson, 210 for 763 yards, 14 TDs
 Passing Leader: Ken Anderson, 198-297-13, 2333 yards, 5 TDs
 Receiving Leader: Cris Collinsworth, WR, 66 for 1130 yards, 5 TDs



CLEVELAND BROWNS

American Football Conference Central Division

October 28 at Cleveland Stadium, Noon

Tower, B, Cleveland Stadium, Cleveland, Ohio 44114

President: Arthur B. Modell

Head Coach: Sam Rutigliano (seventh year)

Public Relations: Kevin Byrne

Office Phone: 216/696-5555

Home Stadium: Cleveland Stadium (1931) Capacity: 80,322

Team Colors: Seal Brown, Orange and White

Training Camp: Lakeland Community College, Mentor, Ohio 44094

1983 Record: 9-7, Second, AFC Central

Scoring Leaders: Matt Bahr, K, 101

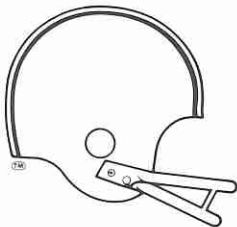
Mike Pruitt, RB, 72

Rushing Leader: Mike Pruitt, 293 for 1184 yards, 10 TDs

Passing Leaders: Brian Sipe, 291-496-23, 3566 yards, 26 TDs

Paul McDonald, 32-68-4, 341 yards, 1 TD

Receiving Leader: Ozzie Newsome, WR, 89 for 970 yards, 6 TDs



DALLAS COWBOYS

National Football Conference Eastern Division

October 21 at Texas Stadium, 8 p.m.

6116 North Central Expressway, Dallas, Texas 75206

President: Texas E. Schramm

Head Coach: Tom Landry (25th year)

Public Relations: Doug Todd

Office Phone: 214/369-8000

Home Stadium: Texas Stadium (1971) Capacity: 65,101

Team Colors: Royal Blue, Metallic Blue and White

Training Camp: California Lutheran College, Thousand Oaks, California 91360

1983 Record: 12-4, Second, NFC East

Scoring Leaders: Rafael Septien, K, 123

Tony Dorsett, RB, 54

Rushing Leader: Tony Dorsett, 289 for 1321 yards, 8 TDs

Passing Leader: Danny White, 334-533-23, 3980 yards, 29 TDs

Receiving Leaders: Ron Springs, RB, 73 for 589 yards, 1 TD

Tony Hill, WR, 49 for 801 yards, 7 TDs



GREEN BAY PACKERS

National Football Conference Central Division

November 4 at Superdome, Noon

1265 Lombardi Avenue, Green Bay, Wisconsin 54303

Chairman of the Board: Dominic Olejniczak

President/Chief Operating Officer: Robert Parins

Head Coach: Forrest Gregg (First year)

Public Relations: Lee Rimmel

Office Phone: 414/494-2351

Home Stadium: Lambeau Field, Green Bay (1957) Capacity: 56,189

Milwaukee County Stadium, Milwaukee (1953) Capacity: 55,958

Team Colors: Dark Green, Gold and White

Training Camp: St. Norbert College, DePere, Wisconsin 54115

1983 Record: 8-8, Second (Tie), NFC Central

Leaders: Jan Stenerud, K, 115

Paul Coffman, TE, 66

Rushing Leader: Gerry Ellis, 141 for 696 yards, 4 TDs

Passing Leader: Lynn Dickey, 289-484-29, 4458 yards, 32 TDs

Receiving Leaders: James Lofton, WR, 58 for 1300 yards, 8 TDs

John Jefferson, WR, 57 for 830 yards, 7 TDs

Paul Coffman, TE, 54 for 814 yards, 11 TDs



HOUSTON OILERS

American Football Conference Central Division

August 18 at Astrodome, 8 p.m. (Preseason)

September 30 at Astrodome, 3 p.m.

6910 Fannin Street, Houston, Texas 77030

President: K. S. (Bud) Adams, Jr.

Head Coach: Hugh Campbell (First year)

Public Relations: Bob Hyde

Office Phone: 713/797-9111

Home Stadium: Astrodome (1965) Capacity: 50,000

Team Colors: Scarlet, Columbia Blue, and White

Training Camp: Angelo State University, San Angelo, Texas 76901

1983 Record: 2-14, Fourth, AFC Central

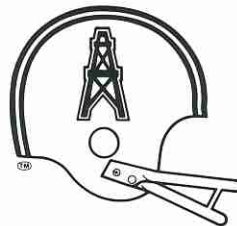
Scoring Leaders: Florian Kempf, K, 84

Earl Campbell, RB, 72

Rushing Leader: Earl Campbell, 322 for 1301 yards, 12 TDs

Passing Leader: Oliver Luck, 124-217-13, 1375 yards, 8 TDs

Receiving Leader: Tim Smith, WR, 83 for 1176 yards, 6 TDs



KANSAS CITY CHIEFS

American Football Conference Western Division

August 4 at Arrowhead Stadium, 7:30 p.m. (Preseason)

One Arrowhead Drive, Kansas City, Missouri 64219

Owner: Lamar Hunt

President: Jack Steadman

Head Coach: John Mackovic (second year)

Public Relations: Bob Sprenger

Office Phone: 816/924-9300

Home Stadium: Arrowhead Stadium (1972) Capacity: 78,067

Team Colors: Red and Gold

Training Camp: William Jewell College, Liberty, Missouri 64068

1983 Record: 6-10, Fourth, (Tie) AFC West

Scoring Leaders: Nick Lowery, K, 116

Theotis Brown, RB, 60

Rushing Leader: Billy Jackson, 152 for 499 yards, 8 TDs

Passing Leader: Bill Kenney, 346-603-18, 4348 yards, 24 TDs

Receiving Leader: Carlos Carson, 80 for 1351 yards, 7 TDs



LOS ANGELES RAMS

National Football Conference Western Division

October 14 at Superdome, Noon

December 2 at Anaheim Stadium, 3 p.m.

2327 West Lincoln Avenue, Anaheim, California 92801

President: Georgia Frontiere

Head Coach: John Robinson (second year)

Public Relations: Pete Donovan

Office Phone: 714/535-7267

Home Stadium: Anaheim Stadium (1956) Capacity: 69,005

Team Colors: Royal Blue, Gold and White

Training Camp: California State University, Fullerton, California 92634

1983 Record: 9-7, Second, NFC West

Scoring Leaders: Eric Dickerson, RB, 120

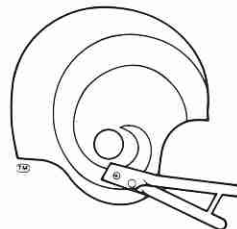
Chuck Nelson, K, 48

Rushing Leader: Eric Dickerson, 390 for 1808 yards, 18 TDs

Passing Leader: Vince Ferragamo, 274-464-23, 3276 yards, 22 TDs

Receiving Leaders: Mike Barber, TE, 55 for 657 yards, 3 TDs

Eric Dickerson, RB, 51 for 404 yards, 2 TDs



NEW YORK GIANTS

National Football Conference Eastern Division

December 15 at Giants Stadium, 11:30 a.m.

Giants Stadium, East Rutherford, New Jersey 07073
President: Wellington T. Mara
Head Coach: Bill Parcells (second year)
Public Relations: Ed Croke
Office Phone: 201/935-8111
Home Stadium: Giants Stadium (1976) Capacity: 76,891
Team Colors: Blue, Red and White
Training Camp: Pace University, Pleasantville, New York 10570
1983 Record: 3-12-1, Fifth, NFC East
Scoring Leaders: Ali Haji-Sheikh, K, 127
Rob Carpenter, RB, 36
Rushing Leader: Butch Woolfolk, 246 for 857 yards, 4TDs
Passing Leader: Scott Brunner, 190-386-22, 2516 yards, 9 TDs
Receiving Leader: Earnest Gray, WR, 78 for 1139 yards, 5 TDs



PITTSBURGH STEELERS

American Football Conference Central Division

November 19 at Superdome, 8 p.m. (Monday night)

Three Rivers Stadium, 300 Stadium Circle, Pittsburgh, Pennsylvania 15212
President: Daniel M. Rooney
Head Coach: Chuck Noll (16th year)
Public Relations: Joe Gordon
Office Phone: 412/323-1200
Home Stadium: Three Rivers Stadium (1970) Capacity: 59,000
Team Colors: Black and Gold
Training Camp: St. Vincent College, Latrobe, Pennsylvania 15650
1983 Record: 10-6, First, AFC Central
Scoring Leaders: Gary Anderson, K, 119
Franco Harris, RB, 42
Rushing Leader: Franco Harris, 279 for 1007 yards, 5 TDs
Passing Leader: Cliff Stoudt, 197-381-21, 2553 yards, 12 TDs
Receiving Leader: Calvin Sweeney, WR, 39 for 577 yards, 5 TDs



ST. LOUIS CARDINALS

National Football Conference Eastern Division

September 23 at Superdome, Noon

200 Stadium Plaza, St. Louis, Missouri
President: William V. Bidwill
Head Coach: Jim Hanifan (fifth year)
Public Relations: Curt Mosher
Office Phone: 314/421-0777
Home Stadium: Busch Stadium (1965) Capacity: 51,392
Team Colors: Cardinal Red, White and Black
Training Camp: Eastern Illinois University, Charleston, Illinois 61920
Record: 8-7-1, Third, NFC East
Scoring Leaders: Neil O'Donoghue, K, 90
Roy Green, WR, 84
Rushing Leader: Ottis Anderson, 296 for 1270 yards, 5 TDs
Passing Leader: Neil Lomax, 209-354-11, 2636 yards, 24 TDs
Receiving Leader: Roy Green, WR, 78 for 1227 yards, 14 TDs



SAN FRANCISCO 49ERS

National Football Conference Western Division

September 16 at Candlestick Park, 3 p.m.
November 25 at Superdome, 3 p.m.

711 Nevada Street, Redwood City, California 94601
President: Edward J. DeBartolo, Jr.
Head Coach: Bill Walsh (sixth year)
Public Relations: Jerry Walker
Office Phone: 415/365-3420
Home Stadium: Candlestick Park (1960) Capacity: 61,685
Team Colors: Forty-Niner Gold and Scarlet
Training Camp: Sierra Community College, Rocklin, California 95677
Record: 10-6, First, NFC West
Scoring Leaders: Ray Wersching, K, 126
Roger Craig, RB, 72
Rushing Leaders: Wendell Tyler, 176 for 856 yards, 4 TDs
Roger Craig, 175 for 725 yards, 8 TDs
Passing Leader: Joe Montana, 332-515-12, 3910 yards, 26 TDs
Receiving Leader: Dwight Clark, WR, 70 for 840 yards, 8 TDs



TAMPA BAY BUCCANEERS

National Football Conference Central Division

September 9 at Superdome, Noon

One Buccaneer Place, Tampa, Florida 33607
President: Hugh F. Culverhouse
Head Coach: John McKay (ninth year)
Public Relations: Rick Odioso
Office Phone: 813/870-2700
Home Stadium: Tampa Stadium (1967) Capacity: 72,128
Team Colors: Florida Orange, Red and White
Training Camp: One Buccaneer Place, Tampa, Florida 33607
Record: 2-14, Fifth, NFC Central
Scoring Leaders: Bill Capece, K, 48
James Wilder, RB, 36
James Owens, RB, 36
Rushing Leader: James Wilder, 161 for 640 yards, 4 TDs
Passing Leader: Jack Thompson, 249-423-21, 2906 yards, 18 TDs
Receiving Leaders: James Wilder, RB, 57 for 380 yards, 2 TDs
Gerald Carter, WR, 48 for 694 yards, 2 TDs
Kevin House, WR, 47 for 769 yards, 5 TDs



WASHINGTON REDSKINS

National Football Conference Eastern Division

August 25 at Superdome, Noon (Preseason)

Redskins Park, P.O. Box 17247, Dulles International Airport, Washington, D.C. 20041
President: Edward Bennett Williams
Head Coach: Joe Gibbs (fourth year)
Public Relations: Charlie Taylor
Office Phone: 703/471-9100
Home Stadium: Robert F. Kennedy Stadium (1961) Capacity: 55,045
Team Colors: Burgundy and Gold
Training Camp: Dickinson College, Carlisle, Pennsylvania 20003
Record: 14-2, First, NFC East
Scoring Leaders: Mark Moseley, K 161
John Riggins, RB, 144
Rushing Leader: John Riggins, 375 for 1347 yards, 24 TDs
Passing Leader: Joe Theismann, 276-459-11, 3714 yards, 29 TDs
Receiving Leader: Charlie Brown, WR, 78 for 1225 yards, 8 TDs



Saints Series Records

Date	Saints	Opponents	Place	Attendance
Atlanta Falcons (10-20-0)				
11-26-67	27	24	Home	83,437
12- 7-69	17	45	Away	51,021
9-20-70	3	14	Home	77,042
10-25-70	14	32	Away	58,850
10-24-71	6	28	Away	58,850
12-19-71	20	24	Home	75,954
10-15-71	14	21	Home	66,294
11-12-71	20	36	Away	58,850
9-16-73	7	62	Home	66,428
12-16-73	10	14	Away	58,850
9-29-74	14	13	Home	62,273
10-20-74	13	3	Away	58,850
10- 5-75	7	14	Away	29,444
11- 2-75	23	7	Home	56,614
10-10-76	30	0	Home	51,521
10-31-76	20	23	Away	34,127
11-20-77	21	20	Home	43,135
12-18-77	7	35	Away	36,895
11-12-78	17	20	Home	70,323
11-26-78	17	20	Away	55,121
9- 2-79	34	40	Home	70,940
11-25-79	37	6	Away	42,815
10-19-80	14	41	Home	62,651
11-16-80	13	21	Away	53,871
9- 6-81	0	27	Away	57,406
11- 1-81	10	41	Home	63,637
12-12-82	0	35	Away	39,535
1- 2-83	35	6	Home	47,336
10- 9-83	19	17	Away	51,654
11- 6-83	27	10	Home	67,062
Baltimore Colts (0-3-0)				
12-10-67	10	30	Away	60,238
10-19-69	10	30	Home	80,636
9-30-73	10	14	Away	52,293
Buffalo Bills (1-2-0)				
11- 4-73	13	0	Home	74,770
9-21-80	26	35	Home	51,154
10-30-83	21	27	Away	49,413
Chicago Bears (4-6-0)				
12- 1-68	17	23	Home	78,285
12-20-70	3	24	Home	63,518
10-10-71	14	35	Away	55,049
10- 7-73	21	16	Home	56,561
10- 6-74	10	24	Away	55,753
12-21-75	17	42	Home	33,371
10- 2-77	42	24	Away	51,488
9-14-80	3	22	Away	62,523
9-19-82	10	0	Away	56,600
9-18-83	34(OT)	31	Home	64,692

11-29-70	6	26	Away	59,342
9-28-75	0	21	Home	52,531
9-24-78	20	18	Away	40,455
10-25-81	17	7	Home	46,336
Cincinnati Bengals (2-2-0)				
Cleveland Browns (0-8-0)				
10- 1-67	7	42	Home	77,045
9-15-68	10	24	Home	74,215
11-10-68	17	35	Away	71,025
10-12-69	17	27	Home	71,274
12-12-71	17	21	Home	72,794
11-30-75	16	17	Away	44,753
10- 8-78	16	24	Home	50,158
10-18-81	17	20	Away	76,059
Dallas Cowboys (1-10-0)				
10-15-67	10	14	Away	52,562
11-12-67	10	27	Home	83,437
11- 3-68	3	17	Home	84,728
9-28-69	17	21	Home	79,567
11- 9-69	17	33	Away	68,282
10-17-71	24	14	Home	83,088
9-24-73	3	40	Away	52,715
9-19-76	6	24	Home	61,413
11-19-78	7	27	Away	57,920
12-19-82	7	21	Away	64,506
9-25-83	20	21	Away	62,136
Denver Broncos (0-3-0)				
11-22-70	6	31	Home	66,837
10-13-74	17	33	Away	51,706
11- 4-79	3	10	Away	74,482
Detroit Lions (4-4-1)				
11-24-68	20	20	Away	46,152
11- 8-70	19	17	Home	66,910
11-19-72	14	27	Away	53,752
10-14-73	20	13	Home	57,810
11- 3-74	14	19	Away	49,127
11-14-76	17	16	Home	42,048
9-25-77	19	23	Away	51,458
10-21-79	17	7	Home	57,428
10-12-80	13	24	Away	78,147
Green Bay Packers (2-8-0)				
11-17-68	7	29	Away	49,644
11-28-71	29	21	Away	48,035
12-17-72	20	30	Home	65,881
12- 2-73	10	30	Away	47,890
10-12-75	20	19	Home	51,371
11- 7-76	27	32	Away	52,936
9-18-77	20	24	Home	56,250
9-10-78	17	28	Away	54,336
9- 9-79	19	28	Away	53,184
12-13-81	7	35	Home	45,518

Houston Oilers (1-2-1)				
10- 3-71	13	13	Away	47,966
10- 3-76	26	31	Home	51,973
12-10-78	12	17	Home	63,169
11-22-81	27	24	Away	49,581

Kansas City Chiefs (2-1-0)				
9-25-72	17	20	Home	70,793
9-26-76	27	17	Away	53,918
11-21-82	27	17	Home	39,341

Los Angeles Rams (8-20-0)				
9-17-67	13	27	Home	80,879
10- 5-69	17	36	Away	54,879
11- 1-70	17	30	Home	77,861
12- 6-70	16	34	Away	66,410
9-19-71	24	20	Home	70,915
12- 5-71	28	45	Away	73,610
9-17-72	14	34	Away	66,303
11-26-72	19	16	Home	64,325
11-11-73	7	29	Away	70,358
11-25-73	13	24	Home	67,192
9-22-74	0	24	Away	64,178
11-17-74	20	7	Home	57,287
10-26-75	14	38	Away	60,771
12- 7-75	7	14	Home	39,958
10-24-76	10	16	Home	51,984
11-28-76	14	33	Away	54,906
10-16-77	7	14	Away	46,045
10-30-77	27	26	Home	59,023
10- 1-78	20	26	Home	61,654
10-22-78	10	3	Away	47,574
10- 7-79	17	35	Home	68,986
12-16-79	29	14	Away	53,879
11- 2-80	31	45	Away	59,909
11-24-80	7	27	Home	53,448
9-13-81	23	17	Home	62,063
11- 8-81	21	13	Away	61,068
9-11-83	27	30	Away	45,572
12-18-83	24	26	Home	70,148

Miami Dolphins (1-3-0)				
11-15-70	10	21	Away	42,866
11-10-74	0	21	Home	74,289
9-28-80	16	21	Away	40,946
10- 2-83	17	7	Home	66,489

Minnesota Vikings (3-8-0)				
10-13-68	20	17	Home	71,105
9-27-70	0	26	Away	47,900
11-21-71	10	23	Home	83,130
11- 5-72	6	37	Away	49,784
12- 1-74	9	29	Away	48,456
11- 9-75	7	20	Home	52,765
9-12-76	9	40	Home	58,156
9- 3-78	31	24	Home	54,187

11-30-80	20	23	Home	30,936
11-15-81	10	20	Away	45,215
11-27-83	17	16	Home	59,502

New York Giants (4-5-0)				
10- 8-67	21	27	Away	62,670
10- 6-68	21	38	Away	62,967
11-16-69	25	24	Away	62,927
10- 4-70	14	10	Home	69,126
10- 8-72	14	45	Away	62,507
12-14-75	14	28	Away	40,150
10-29-78	28	17	Home	58,806
9-30-79	24	14	Home	51,543
9-20-81	7	20	Away	69,814

New York Jets (1-3-0)				
12- 3-72	17	18	Away	62,496
12- 4-77	13	16	Home	40,464
12-14-80	21	20	Away	38,077
11-21-83	28	31	Home	68,606

New England Patriots (0-4-0)				
12-10-75	10	17	Home	64,889
12- 5-76	6	27	Away	53,592
12-21-80	27	38	Home	38,277
12- 4-83	0	7	Away	24,579

Oakland Raiders (0-2-1)				
11- 7-71	21	21	Home	83,102
11- 9-75	10	48	Away	51,764
12- 3-79	35	42	Home	65,541

Philadelphia Eagles (5-8-0)				
11- 5-67	31	24	Home	59,596
11-19-67	21	48	Away	60,751
12- 8-68	17	29	Away	57,128
10-26-69	10	13	Away	60,658
11-30-69	26	17	Home	72,805
10-29-72	21	3	Home	65,554
10-27-74	14	10	Home	64,257
11- 6-77	7	28	Away	53,482
9-17-78	17	24	Home	49,242
9-16-79	14	26	Home	54,212
11- 9-80	21	34	Home	45,340
10-11-81	14	31	Home	52,728
12-11-83	20(OT)	17	Away	45,182

Pittsburgh Steelers (3-4-0)				
10-29-67	10	14	Home	68,911
10-20-68	16	12	Away	32,303
12-15-68	24	14	Home	66,131
12-21-69	27	14	Home	72,256
11-25-74	7	28	Home	71,907
11- 5-78	14	20	Away	48,525
10- 4-81	6	20	Home	64,578

St. Louis Cardinals (3-8-0)

12- 3-67	20	31	Away	41,171
9-29-68	20	21	Home	79,021
10-27-68	17	31	Away	45,478
11- 2-69	51	42	Away	46,718
10-11-70	17	24	Away	45,294
12- 8-74	14	0	Home	57,152
10-23-77	31	49	Away	48,417
10- 5-80	7	40	Home	45,388
12- 6-81	3	30	Away	46,923
9-12-82	7	21	Home	58,673
9- 4-83	28	17	Home	65,225

San Diego Chargers (0-3-0)

11-18-73	14	17	Away	44,356
10- 9-77	0	14	Home	53,942
12- 9-79	0	35	Home	61,059

San Francisco 49ers (8-19-2)

10-22-67	13	27	Away	34,285
11-23-69	43	38	Home	71,448
10-18-70	20	20	Away	39,446
12-13-70	27	38	Home	61,940
9-26-71	20	38	Home	81,596
11-14-71	26	20	Away	45,138
10- 1-72	2	37	Home	69,840
10-22-72	20	20	Away	59,167
10-21-73	0	40	Away	52,629
12- 9-73	16	10	Home	62,490
9-15-74	13	17	Home	65,071
12-15-74	21	35	Away	49,567
10-19-75	21	35	Away	40,990
11-23-75	6	16	Home	40,328
10-17-76	3	33	Away	43,160
12-12-76	7	27	Home	42,536
11-13-77	7	10(OT)	Home	41,564
11-27-77	17	20	Away	33,702
10-15-78	14	7	Away	37,671
12- 3-78	24	13	Home	50,068
9-23-79	30	21	Away	39,727
11-11-79	31	20	Home	65,551
9- 7-80	23	26	Home	58,621
12- 7-80	35	38(OT)	Away	37,949
9-27-81	14	21	Away	44,433
12-20-81	17	21	Home	43,639
11-28-82	23	20	Away	51,611
10-16-83	13	32	Home	68,154
11-13-83	0	27	Away	40,022

Seattle Seahawks (1-1-0)

11-21-76	51	27	Away	61,865
11-18-79	24	38	Away	60,055

Tampa Bay Buccaneers (3-3-0)

12-11-77	14	33	Home	40,124
12-17-78	17	10	Away	51,209
10-14-79	42	14	Away	67,640
11-29-81	14	31	Home	62,209
12- 5-82	10	13	Home	61,709
10-23-83	24	21	Away	48,242

Washington Redskins (4-7-0)

9-24-67	10	30	Home	74,937
12-17-67	30	14	Away	50,486
9-22-68	37	17	Home	65,941
9-21-69	20	26	Home	73,147
12-14-69	14	17	Away	50,354
10-31-71	14	24	Away	53,041
10-28-73	19	3	Home	66,315
9-21-75	3	41	Away	54,414
10-28-79	14	10	Away	52,133
10-26-80	14	22	Away	51,375
12-26-82	10	27	Home	48,667

WHO DEM SINGERS?

"Who Dat?" became, in 1983, a rallying cheer for Saints fans and the team. A standard cheer for years at all levels of athletics, Saints fans first picked up the chant in the Saints' 19-17 victory at Atlanta. From that point on, whenever or wherever the Saints played the chant echoed from the stands—and from the bench. "Who Dat? Who Dat? Who Dat say dey gonna beat dem Saints? Who Dat?"

As a result, five Saints players joined local singer/songwriter Aaron Neville to cut a record which incorporated the cheer into the Jazz/gospel classic "When the Saints Go Marching In." The song received tremendous airplay in the New Orleans area and was the most-requested song on local radio stations for several weeks running.

The "Who Dat Singers" are guard Brad Edelman, center John Hill, guard Louis Oubre, defensive end Reggie Lewis and cornerback Dave Waymer.

Saints History

1966

- Nov. 1** — National Football League franchise awarded to New Orleans on All Saints Day.
- Dec. 15** — John W. Mecom Jr. becomes majority stockholder-president of NFL's 16th franchise.
- Dec. 22** — Vic Schwenk appointed director of player personnel and became first major employee hired by New Orleans franchise.

1967

- Jan. 9** — Name New Orleans' professional football team Saints.
- Jan. 27** — Former Ole Miss and Rams kicker Paige Cothorn first player signed.
- Feb. 9** — Saints select 42 players in NFL expansion draft.
- Mar. 8** — First season-ticket drive launched and Saints sell 20,000 first day and 33,400 before first league game.
- Mar. 14** — Saints make fullback Les Kelley of Alabama top choice in common draft.
- July 1** — Seventy-six players (mostly rookies) report for first training camp at California Western University in San Diego.
- July 6** — Former Green Bay fullback great Jim Taylor signs with Saints.
- July 8** — Veterans report to training camp.
- July 25** — Bert Rose appointed executive vice-president and general manager.
- Aug. 2** — Saints lose first pre-season game to Los Angeles, 16-7, before 26,364 at Anaheim, Calif.
- Aug. 12** — Saints score first pre-season victory by beating St. Louis, 23-14, before 25,500 at Shreveport, La.
- Sept. 9** — Saints record first pre-season victory in New Orleans downing Atlanta, 27-14, before 67,486. victory gave Saints 5-1 pre-season record, best ever for a first-year expansion team.
- Sept. 17** — Saints open season losing to Los Angeles, 27-13, after rookie John Gilliam returned opening kickoff 94 yards for touchdown.
- Nov. 5** — Saints earn first NFL victory beating Philadelphia, 31-24, as Walt Roberts scores three touchdowns at Tulane Stadium.
- Dec. 17** — Saints defeat Washington, 30-14, as rookie Danny Abramowicz scores two touchdowns, Saints wind up with 3-11 record and equal win output for first-year expansion team. Cornerback Dave Whitsell's 10 interceptions tie for best in NFL and earn UPI Comeback Player of Year honors along with second-team All-Pro recognition and invitation to Pro Bowl.

1968

- Mar. 29** — Vic Schwenk replaces Bert Rose as general manager.
- Mar. 29** — Wide receiver Dave Parks signs with Saints after playing out option at San Francisco.

- July 26** — Kevin Hardy, plus No. 1 draft choice of 1969, awarded to 49ers as compensation for Parks.
- Sept. 10** — Jim Taylor announces retirement.
- Nov. 3** — Saints to lose to Dallas, 17-3, before home-record crowd of 84,728 at Tulane Stadium.
- Dec. 15** — Saints defeat Pittsburgh, 24-14, in season's windup to emerge with 4-9-1 record and third-place finish in Century Division. Saints' two-year record of 7-20-1, best ever for an expansion team. Defensive tackle Dave Rowe named to play in Pro Bowl.

1969

- Oct. 5** — Saints' Tom Dempsey kicks 55-yard field goal against Rams at Los Angeles. Kick was NFL's longest that season and one yard short of pro football record.
- Nov. 2** — Saints snap six-game losing streak at St. Louis, 51-42. Game sets NFL record of most total touchdowns in one game via passing with Bill Kilmer and Charlie Johnson connecting on six apiece. Five other Saints records set: Most first downs (26), most total offensive yards (508), most passing yards (354), most points (51), and most PATs (6).
- Nov. 16** — Tom Dempsey sets Saints record with 4 field goals against Giants in New York, scoring fourth with 11 seconds left to pull out 25-24 victory. Win began three-game Saints' victory streak as New Orleans also downed San Francisco, 43-38 and Philadelphia, 26-17.
- Dec. 21** — Saints close third season with 27-24 victory over Pittsburgh to bring record to 5-9. Dan Abramowicz wins NFL receiving championship with 73 catches for 1,015 yards and 7 TDs and All-NFL honors. Saints continue to hold NFL expansion team winning record with three-year report of 12-29-1. Defensive end Doug Atkins retires after 17-year NFL career, wins second team All-Pro honors. Tom Dempsey, Jake Kupp, Tony Baker and Andy Livingston tapped for Pro Bowl with entire Saints coaching staff.

1970

- Jan. 16** — In realignment of National Conference, Saints form Western Division with Los Angeles, San Francisco and Atlanta.
- Nov. 3** — J.D. Roberts replaces Tom Fears and becomes the second head coach in Saints' history.
- Nov. 8** — Tom Dempsey kicks 63-yard field goal—longest in NFL history—on final play to defeat Detroit, 19-17.

1971

- Jan. 28** — Saints draft quarterback Archie Manning of Ole Miss in first round after trading quarterback Bill Kilmer to Washington for linebacker Tom Rousell plus 4th and 8th picks in 1972 draft.
- Aug. 11** — Louisiana Superdome construction begins.
- Sept. 15** — Saints upset Rams in season's opener in New Orleans, 24-20. Rookie Archie Manning makes first regular-season start

- and runs for one-yard touchdown on final play after hitting 16 of 29 passes for 218 yards and another touchdown.
- Oct. 17** — Archie Manning rushes for two touchdowns as Saints defeat Cowboys, 24-20, before 83,088 at New Orleans. Cowboys went on to win Super Bowl.

1972

- Jan. 7** — Richard F. Gordon Jr. retires from U.S. Naval aerospace program and is appointed executive vice-president of Saints

1973

- Jan. 2 9** — Saints trade No. 1 draft choice to Baltimore for defensive end Billy Newsome and 4th-round draft choice (linebacker Jim Merlo).
- Aug. 26** — John North replaces J.D. Roberts and becomes Saints' third head coach.
- Nov. 4** — Saints score first shutout ever by blanking Buffalo, 13-0, in New Orleans, Saints hold O.J. Simpson to 79 yards on 20 rushes as he headed to 2,003-yard season.
- Dec. 16** — Saints finish 5-9, again tying best season ever for club.

1974

- Dec. 14** — Saints again finish 5-9, tying best mark in club history.

1975

- Aug. 3** — Louisiana Superdome is dedicated.
- Aug. 9** — Saints play Houston before 72,434 in first football game at Superdome. Saints lose, 13-7.
- Sept. 28** — Saints lose to Cincinnati, 21-0, before 52,531 in first National Football League game at Superdome.
- Nov. 2** — Saints beat Atlanta, 23-7, in Ernie Hefferle's first game.

1976

- Jan. 20** — Saints hire Hank Stram as fourth head coach in club's history.
- Nov. 21** — Saints beat Seahawks at Seattle, 51-27, to tie club record for most points scored in one game.

1977

- Oct. 30** — Saints upset Los Angeles, 27-26, at Superdome on faked field goal pass from Tom Blanchard to Elois Grooms.
- Dec. 18** — Saints season rushing and touchdown records fall to Chuck Muncie with 811 yards and Henry Childs with nine touchdowns.

1978

- Jan. 31** — Saints acquire all-pro guard Conrad Dobler and wide receiver Ike Harris from St. Louis in trade for Bob Pollard and Terry Steve.
- Feb. 6** — Dick Nolan is appointed head coach to replace Hank Stram. In other key front office moves, Eddie Jones is named executive vice president and Harry Hulmes vice-president of player personnel.
- June 11** — Archie Manning wins Byron (Whizzer) White Award of NFL players for contributions to his team, community and country.
- Oct. 22** — Saints upset Rams, 10-3, for first ever win at Los Angeles Coliseum.
- Dec. 3** — Saints beat 49ers, 24-13, at Superdome to become first New Orleans team to win six games.
- Dec. 17** — Saints end season with 7-9 record after win at Tampa Bay, 17-10. Quarterback Archie Manning named Player of Year and MVP in National Conference and selected to play in Pro Bowl Game.

1979

- June 5** — Saints move administrative office from Lee Circle to Superdome.
- Oct. 14** — Saints score 42 points in second half for club record in 42-14 win at Tampa Bay. Scores came on six successive possessions in offensive masterpiece.
- Oct. 28** — Saints tie club record of three consecutive wins and move into undisputed first place in National Conference with 14-10 win at Washington. Saints stopped Redskins 18 times with goal to go and 7 times within 2-yard line in defensive masterpiece.
- Dec. 3** — Chuck Muncie rushes for 128 yards to become first Saint to surpass 1,000-yard milestone en route to 1,198-yard season. Saints, alas, saw 35-14 lead disappear in 42-35 loss to Oakland in Monday night TV game at Superdome.
- Dec. 16** — Saints end most successful eight-win season by beating Super Bowl-bound Rams, 29-14, in last game for Rams at coliseum. Ironically, Rams beat Saints in their first game at Tulane Stadium.
- Dec. 20** — Steve Rosenbloom is introduced as new executive vice-president and general manager of Saints at Superdome news conference.

1980

- Jan. 27** — Chuck Muncie is selected MVP as National Conference scores 37-27 win in Pro Bowl at Hawaii. Saints also represented well by Archie Manning, Tommy Myers, Wes Chandler and Henry Childs.
- Nov. 25** — Dick Stanfel replaces Dick Nolan as head coach for remaining four games of season.
- Dec. 14** — Saints defeat New York Jets, 21-20, at Shea Stadium for New Orleans' only victory of the season.

1981

- Jan. 20** — General manager Steve Rosenbloom and vice president of player personnel Dick Steinberg resign.
- Jan. 22** — O.A. (Bum) Phillips is announced as new head coach.
- Jan. 26** — Assistant to the president Fred Williams is appointed Saints chief administrator.
- April 28** — Saints select running back George Rogers, 1980 Heisman Trophy winner, with first overall choice in NFL draft. Rogers is one of 17 selections by Saints.
- Oct. 12** — John Mecom, Sr., father of Saints owner John, Jr. and key figure in team history, dies at age 70 in Houston, Texas.
- Nov. 8** — Saints defeat NFC West rival Los Angeles, 21-13, at Anaheim Stadium to complete series sweep for first time in Saints franchise history.
- Dec. 20** — George Rogers gains 107 yards in 21-17 loss to San Francisco and becomes 1981 NFL rushing champion and all-time NFL rookie rusher with 1,674 yards for season.

1982

- Jan. 31** — George Rogers appears for NFC squad in Pro Bowl in Honolulu, Hawaii.
- Feb. 17** — Eddie Jones is named Saints president, Head coach O.A. (Bum) Phillips is named general manager in addition to coaching title. Fred Williams is promoted from assistant to the president to vice president of administration.
- April 28** — Saints acquire veteran linebacker Dennis Winston from Pittsburgh Steelers in exchange for no. 6b draft choice (1981). Saints trade five choices (no. 8b-12) to Washington for Redskins no. 4 choice in 1983 draft.
- Aug. 25** — Veteran quarterback Ken Stabler signs with Saints as free agent.
- Sept. 17** — Veteran quarterback Archie Manning is traded to Houston Oilers for tackle Leon Gray.
- Sept. 19** — Ken Stabler leads Saints to 10-0 shutout of Chicago Bears, fourth shutout in Saints history. Saints defense ranks no. 1 overall in NFL.
- Sept. 20** — National Football League Players Assn. announces that NFL players are on strike following Monday night game.
- Sept. 23** — NFL announces that scheduled Thursday night game will not be played. Announcement marks the first in an eight-week succession of similar announcements.
- Nov. 21** — NFL games resume. Saints defeat Kansas City, 27-17, before a crowd of 39,341 at Superdome.
- Dec. 19** — Halfback George Rogers gains 166 yards rushing at Dallas Cowboys, the top individual performance in NFL and Saints single-game record.

1983

- Jan. 2** — Saints defeat Atlanta, 35-6, in re-scheduled game that concludes nine-game season with 4-5 record. Saints narrowly miss playoffs in complicated labyrinth of tie-breakers.
- Feb. 6** — Halfback George Rogers is in Honolulu for second successive Pro Bowl appearance.
- July 30** — Saints appear in Hall of Fame game for the second time in franchise history. Pittsburgh Steelers win game at Canton, Ohio, 27-14.
- Sept. 4** — Halfback George Rogers set team single-game record by rushing for 206 yards (24 carries) in 38-17 opening-day win over St. Louis Cardinals at the Superdome. Game marks third opening-day victory in team history.
- Sept. 18** — Saints defeat Chicago Bears, 34-31, at Superdome in overtime for first sudden-death victory in franchise history.
- Dec. 18** — Saints host Los Angeles Rams at Superdome with franchise's first winning season and playoff berth on the line. Rams kick field goal with six seconds remaining for 26-24 victory. Saints finish season with NFC's no. 1 ranked defense (overall) and NFL's no. 1 defense against the pass, both franchise firsts. Final 8-8 record ties best season in franchise history (1979).

1984

- Jan. 29** — Linebacker Rickey Jackson represents Saints in NFC-AFC Pro Bowl in Honolulu, Hawaii.
- Feb. 18** — Saints acquire veteran quarterback Richard Todd from the New York Jets in exchange for the Saints no. 1 choice in the 1984 NFL draft.

1984 Game Staff

Field—Ed Clancy, field announcer; Darlene Bonis, director of cheerleaders; Joe Hebert, band director; Larry Dale, trainer of Gumbo; Tim Alexander, photographer; Robert Sauerbrei Jr., Benny Recatto, Craig Recatto, assistant entertainment directors; Moise Bloch, Dan Scott, sideline contacts.

Press Box—Jimmy Young, John Lutz, Joe Englert, Harold Shelley, Gayle Letulle, statisticians; Bob Remy, statistical consultant; Jerry Romig, public address announcer; Maury Magill, press box announcer; Glen Gassenberger, press box services; Jimmy Byrne, Bob Ball, television support; Mickey Crossin, security; Russell Palazzolo, elevator; Alan Levith, post-game quotes; Kervin Viossan, replay monitor.

Saints All-Time Results

*HOME GAME

1967 (3-11)	Saints
*Los Angeles (80,879)	13
*Washington (74,937)	10
*Cleveland (77,045)	7
New York (62,670)	21
Dallas (52,562)	10
San Francisco (34,285)	13
*Pittsburgh (68,911)	10
*Philadelphia (59,596)	31
*Dallas (83,437)	10
Philadelphia (60,751)	21
*Atlanta (83,437)	27
St. Louis (41,171)	20
Baltimore (60,238)	10
Washington (50,486)	30
	233

1968 (4-9-1)	Saints
*Cleveland (74,215)	10
*Washington (65,941)	37
*St. Louis (79,021)	20
New York (62,967)	21
*Minnesota (71,105)	21
Pittsburgh (32,303)	16
St. Louis (45,478)	17
*Dallas (84,728)	3
Cleveland (71,025)	17
Green Bay (Mil. 49,644)	7
Detroit (46,152)	20
*Chicago (78,285)	17
Philadelphia (57,128)	17
*Pittsburgh (66,131)	24
	246

1969 (5-9)	Saints
*Washington (73,147)	20
*Dallas (79,567)	17
Los Angeles (54,879)	17
*Cleveland (71,274)	17
*Baltimore (80,636)	10
Philadelphia (60,658)	10
St. Louis (46,718)	51
Dallas (68,282)	17
New York (62,927)	25
*San Francisco (71,448)	43
*Philadelphia (72,805)	26
Atlanta (57,021)	17
Washington (50,354)	14
*Pittsburgh (72,256)	27
	311

1970 (2-11-1)	Saints
*Atlanta (77,042)	3
Minnesota (47,900)	0
*New York Giants (69,126)	14
St. Louis (45,294)	17
San Francisco (39,446)	20
Atlanta (58,850)	14
*Los Angeles (77,861)	17

Opp.	*Detroit (66,910)	19	17
27	Miami (42,866)	10	21
30	*Denver (66,837)	6	31
42	Cincinnati (59,342)	6	26
27	Los Angeles (66,410)	16	34
14	*San Francisco (61,940)	27	38
27	*Chicago (63,518)	3	24
		172	347

Opp.	1971 (4-8-2)	Saints	Opp.
20	*Los Angeles (70,915)	24	20
38	*San Francisco (81,596)	20	38
13	Houston (47,966)	13	13
35	Chicago (55,049)	14	35
14	*Dallas (83,088)	24	14
28	Atlanta (58,850)	6	28
21	Washington (53,041)	14	24
24	*Oakland (83,102)	21	21
20	San Francisco (45,138)	26	20
23	*Minnesota (83,130)	10	23
29	Green Bay (Mil. 48,130)	29	21
45	Los Angeles (73,610)	28	45
21	*Cleveland (72,794)	17	21
24	*Atlanta (75,954)	20	24
		266	347

Opp.	1972 (2-11-1)	Saints	Opp.
34	Los Angeles (66,303)	14	34
20	*Kansas City (70,793)	17	20
37	*San Francisco (69,840)	2	37
45	New York Giants (62,507)	14	45
21	*Atlanta (66,294)	14	21
20	San Francisco (59,167)	20	20
3	*Philadelphia (65,554)	21	3
37	Minnesota (49,784)	6	37
36	Atlanta (58,850)	20	36
27	Detroit (53,752)	14	27
16	*Los Angeles (64,325)	19	16
18	New York Jets (62,496)	17	18
17	*New England (64,889)	10	17
30	*Green Bay (65,881)	20	30
		208	361

Opp.	1973 (5-9)	Saints	Opp.
62	*Atlanta (66,428)	7	62
40	Dallas (52,715)	3	40
14	Baltimore (52,293)	10	14
16	*Chicago (56,561)	21	16
13	Detroit (57,810)	20	13
40	San Francisco (52,629)	0	40
3	*Washington (66,315)	19	3
0	*Buffalo (74,770)	13	0
29	Los Angeles (70,358)	7	29
17	San Diego (44,356)	14	17
24	*Los Angeles (67,192)	13	24
30	Green Bay (Mil. 47,890)	10	30
10	*San Francisco (62,490)	16	10
14	Atlanta (58,850)	10	14
		163	312

1974 (5-9)	Saints
*San Francisco (65,071)	13
Los Angeles (64,178)	0
*Atlanta (62,273)	14
Chicago (55,753)	10
Denver (51,706)	17
Atlanta (58,850)	13
*Philadelphia (64,257)	14
Detroit (49,127)	14
*Miami (74,289)	0
*Los Angeles (57,287)	20
*Pittsburgh (71,907)	7
Minnesota (48,456)	9
*St. Louis (57,152)	14
San Francisco (49,567)	21
	166

1975 (2-12)	Saints
Washington (54,414)	3
*Cincinnati (52,531)	0
Atlanta (29,444)	7
*Green Bay (51,371)	20
San Francisco (40,990)	21
Los Angeles (60,771)	14
*Atlanta (56,614)	23
Oakland (51,764)	10
*Minnesota (52,765)	7
*San Francisco (40,328)	6
Cleveland (44,753)	16
*Los Angeles (39,958)	7
New York Giants (40,150)	14
*Chicago (33,371)	17
	165

1976 (4-10)	Saints
*Minnesota (58,156)	9
*Dallas (61,413)	6
Kansas City (53,918)	27
*Houston (51,973)	26
*Atlanta (51,521)	30
San Francisco (43,160)	3
*Los Angeles (51,984)	10
Atlanta (34,127)	20
Green Bay (52,936)	27
*Detroit (42,048)	17
Seattle (61,865)	51
Los Angeles (54,906)	14
New England (53,592)	6
*San Francisco (42,536)	7
	253

1977 (3-11-1)	Saints
*Green Bay (56,548)	20
Detroit (51,548)	19
Chicago (51,488)	42
*San Diego (53,942)	0
Los Angeles (46,045)	7
St. Louis (48,417)	31
*Los Angeles (59,023)	27
Philadelphia (53,482)	7
*San Francisco (41,564)	7 (OT)
*Atlanta (43,135)	21

Opp.	San Francisco (33,702)	17	20
17	*New York Jets (40,464)	13	16
24	*Tampa Bay (40,124)	14	33
13	Atlanta (36,895)	7	35
24		232	336

1978 (7-9)	Saints	Opp.
*Minnesota (54,187)	31	24
Green Bay (54,336)	17	28
Philadelphia (49,242)	17	24
Cincinnati (40,455)	20	18
*Los Angeles (61,654)	20	26
*Cleveland (50,158)	16	24
San Francisco (37,671)	14	7
Los Angeles (47,574)	10	3
*New York Giants (58,806)	28	17
Pittsburgh (48,525)	14	20
*Atlanta (70,323)	17	20
Dallas (57,920)	7	27
Atlanta (55,121)	17	20
San Francisco (50,068)	24	13
*Houston (63,169)	12	17
Tampa Bay (51,209)	17	10
	281	298

1979 (8-8)	Saints	Opp.
*Atlanta (70,940)	34 (OT)	40
Green Bay (53,184)	19	28
*Philadelphia (54,212)	14	26
San Francisco (39,727)	30	21
*New York Giants (51,543)	24	14
*Los Angeles (68,986)	17	35
Tampa Bay (67,640)	42	14
*Detroit (57,428)	17	7
Washington (52,133)	14	10
Denver (74,482)	3	10
*San Francisco (65,551)	31	20
Seattle (60,055)	24	38
Atlanta (42,815)	37	6
*Oakland (65,541)	35	42
*San Diego (61,059)	0	35
Los Angeles (53,879)	29	14
	370	360

1980 (1-15)	Saints	Opp.
*San Francisco (58,621)	23	26
Chicago (62,523)	3	22
*Buffalo (51,154)	26	35
Miami (40,946)	16	21
*St. Louis (45,388)	7	40
*Atlanta (62,651)	14	41
Washington (51,375)	14	22
Los Angeles (59,909)	31	45
*Philadelphia (45,340)	21	34
Atlanta (53,871)	13	31
*Los Angeles (53,488)	7	27
*Minnesota (30,936)	20	23
San Francisco (37,949)	35 (OT)	38
New York Jets (38,077)	21	20
*New England (38,277)	27	38
	291	487

Saints Standings

1967 (Capitol Division, 4th place)				
	W	L	T	Pct.
Dallas	9	5	0	.643
Philadelphia	6	7	1	.462
Washington	5	6	3	.455
New Orleans	3	11	0	.214

1968 (Century Division, 3rd place)				
	W	L	T	Pct.
Cleveland	10	4	0	.714
St. Louis	9	4	1	.692
New Orleans	4	9	1	.308
Pittsburgh	2	11	1	.154

1969 (Capitol Division, 3rd place)				
	W	L	T	Pct.
Dallas	11	2	1	.846
Washington	7	5	2	.583
New Orleans	5	9	0	.357
Philadelphia	4	9	1	.308

1970 (Western Division, 4th place)				
	W	L	T	Pct.
San Francisco	10	3	1	.769
Los Angeles	9	4	1	.692
Atlanta	4	8	2	.333
New Orleans	2	11	1	.154

1971 (Western Division, 4th place)				
	W	L	T	Pct.
San Francisco	9	5	0	.643
Los Angeles	8	5	1	.615
Atlanta	7	6	1	.538
New Orleans	4	8	2	.333

1972 (Western Division, 4th place)				
	W	L	T	Pct.
San Francisco	8	5	1	.615
Atlanta	7	7	0	.500
Los Angeles	6	7	1	.464
New Orleans	2	11	1	.154

1973 (Western Division, 3rd place)				
	W	L	T	Pct.
Los Angeles	12	2	0	.857
Atlanta	9	5	0	.643
New Orleans	5	9	0	.357
San Francisco	5	9	0	.357

1974 (Western Division, 3rd place)				
	W	L	T	Pct.
Los Angeles	10	4	0	.714
San Francisco	6	8	0	.429
New Orleans	5	9	0	.357
Atlanta	3	11	0	.214

1975 (Western Division, 4th place)				
	W	L	T	Pct.
Los Angeles	12	2	0	.857
San Francisco	5	9	0	.357
Atlanta	4	10	0	.286
New Orleans	2	12	0	.143

1976 (Western Division, 3rd place)				
	W	L	T	Pct.
Los Angeles	10	3	1	.750
San Francisco	8	6	0	.571
New Orleans	4	10	0	.286
Atlanta	4	10	0	.286
Seattle	2	12	0	.143

1977 (Western Division, 4th place)				
	W	L	T	Pct.
Los Angeles	10	4	0	.714
Atlanta	7	7	0	.500
San Francisco	5	9	0	.357
New Orleans	3	11	0	.214

1978 (Western Division, 3rd place)				
	W	L	T	Pct.
Los Angeles	12	4	0	.750
Atlanta	9	7	0	.563
New Orleans	7	9	0	.438
San Francisco	2	14	0	.125

1979 (Western Division, 2nd place)				
	W	L	T	Pct.
Los Angeles	9	7	0	.563
New Orleans	8	8	0	.500
Atlanta	6	10	0	.375
San Francisco	2	14	0	.125

1980 (Western Division, 4th place)				
	W	L	T	Pct.
Atlanta	12	4	0	.750
Los Angeles	11	5	0	.687
San Francisco	6	10	0	.375
New Orleans	1	15	0	.062

1981 (Western Division, 4th place)				
	W	L	T	Pct.
San Francisco	13	3	0	.813
Atlanta	7	9	0	.438
Los Angeles	6	10	0	.375
New Orleans	4	12	0	.250

1982 (Western Division, 2nd place)				
	W	L	T	Pct.
Atlanta	5	4	0	.556
New Orleans	4	5	0	.444
San Francisco	3	6	0	.333
Los Angeles	2	7	0	.222

1983 (Western Division, 3rd place)				
	W	L	T	Pct.
San Francisco	10	6	0	.625
Los Angeles	9	7	0	.563
New Orleans	8	8	0	.500
Atlanta	7	9	0	.438

Saints Draft Choices

1967

- 1a. traded to Baltimore
- 1b. Leslie Kelley, fb Alabama
- 2a. James (Bo) Burris, s Houston
- 2b. John Gilliam, rb South Carolina State
- 2c. David Rowe, de Penn State
- 3a. traded to Baltimore
- 3b. Del Williams, g Florida State
- 3c. Ben Hart, wr Oklahoma
- 4a. Ron Widby, p Tennessee
- 4b. Bill Carr, c Florida
- 4c. Tom Stangle, t Dayton
- 5a. Don McCall, rb Southern California
- 5b. John Douglas, cb Texas Southern
- 6a. John Harvey, g Kansas
- 6b. Charles (Bo) Wood, lb North Carolina
- 7a. Gary Hertzog, g Willamette
- 7b. Bob McKelvey, lb Northwestern
- 8a. Sam Harris, te Colorado
- 8b. Barry Siler, lb Albion
- 9a. Tim Lavens, te Idaho
- 9b. Eugene Ross, cb Oklahoma
- 10a. Charles Brown, rb Missouri
- 10b. Roosevelt Robertson, te N.Carolina College
- 11a. Jim Benson, g Florida
- 11b. Bernard Corbin, cb Alabama A&M
- 12a. Ronnie Pack, g Texas Tech
- 12b. John Robinson, wr Tennessee A&I
- 13a. Bill Stetz, lb Boston College
- 13b. Gary Grossnickle, s Missouri
- 14a. Jim Hester, te North Dakota
- 14b. George Stetter, cb Virginia
- 15a. John Snow, dt Wake Forest
- 15b. Darrell Johnson, r Lamar Tech
- 16a. Marcus Rhoden, wr Mississippi State
- 16b. Bruce Cortez, cb Parsons College
- 17a. Dan Abramowicz, wr Xavier (Ohio)
- 17b. Billy Bob Stewart, lb SMU (choice acquired from Baltimore)
- 17c. Jim Walker, s Providence

1969

- 1a. traded to San Francisco
- 1b. John Shinnors, g Xavier (Ohio) (choice acquired from Minnesota)
- 2a. traded to Baltimore
- 2b. Richard Neal, de Southern (choice acquired from St. Louis)
3. traded to Detroit
- 4a. Dennis Hale, s Minnesota
- 4b. Bob Huspeth, t Southern Illinois (choice acquired from Dallas)
- 5a. Tony Kyaskyis Syracuse
- 5b. Keith Christensen, t Kansas (choice acquired from New York Giants)
6. Bob Miller, te Southern California
7. traded to Baltimore
8. Jim Lawrence, wr Southern California
9. Joe Owens, lb Alcorn A&M
10. McKinley Reynolds, rb Hawaii
11. Tommy Morel, wr LSU
12. Tom Broadhad, rb Santa Barbara State
13. Joe Robillard, cb Linfield (Oregon)
14. Gary Loyd, p California Lutheran
15. Bill Waller, wr Xavier (Ohio)
16. Edd Hargett, qb Texas A&M
17. Chico Kurzawski, s Northwestern

1968

- 1a. traded to Green Bay
- 1b. Kevin Hardy, de Notre Dame (choice acquired from Minnesota)
2. choice to Los Angeles for joining scouting combine
3. Dave Szmakowski, wr West Texas State
- 4a. Willie Crittendon, dt Tulsa
- 4b. Dan Sartin, g Mississippi (choice acquired from Dallas)
5. Ronnie Lee South, qb Arkansas
6. traded to San Francisco
- 7a. Ray Phillips, g Michigan (Choice acquired from Detroit)
- 7b. Eugene Howard, cb Langston

1970

1. Ken Burrough, w Texas Southern
2. traded to Cleveland
3. Clovis Swinney, de Arkansas State
4. Delles Howell, cb Grambling
- 5a. Glenn Cannon, s Mississippi (choice acquired from Chicago)
- 5b. traded to Washington
- 5c. Steve Ramsey, qb North Texas State (choice acquired from Los Angeles)
6. Mel Easley, cb Oregon State
7. Lon Woodard, de San Diego State

8. Lawrence Estes, de Alcorn A&M
9. Jim Otis, rb Ohio State
10. Jim Brumfield, rb Indiana State
11. Gary Klahr, lb Arizona
12. Willie Davenport, cb Southern
13. selection declared ineligible
14. Doug Sutherland, de. Superior (Wisconsin)
15. Jim Vest, de Washington State
16. Cliff Gasper, dt. Grambling
17. Doug Wyatt, s Tulsa

1971

1. Archie Manning, qb Mississippi
- 2a. traded to Chicago
- 2b. Sam Holden, t Grambling
(choice acquired from Houston)
3. Bivian Lee, cb Prairie View
- 4a. traded to Dallas
- 4b. Carlos Bell, te Houston
- 4c. Wimpy Winther, c Mississippi
(choice acquired from Washington)
- 4d. D'artagnan Martin, cb Kentucky State
(choice acquired from San Diego)
- 4e. Don Morrison, t Texas Arlington
(choice acquired from Los Angeles)
5. traded to Pittsburgh
6. Don Morehead, rb Michigan
- 7a. Larry Di Nardo, g Notre Dame
- 7b. Bob Newland, wr Oregon
(choice acquired from Kansas City)
- 8a. traded to Pittsburgh
- 8b. James Elder, cb Southern
(choice acquired from Washington)
- 8c. Bob Gresham, rb West Virginia
(choice acquired from Oakland)
9. Tom Williams, s Willamette
10. Rocky Pamplin, rb Hawaii
11. Bob Pollard, de Weber State
12. Ron Gathright, cb Morehead State
13. Don Burchfield, te Ball State
14. Bobby Scott, qb Tennessee
15. Bart Graves, de Tulane
16. Craig Robinson, t Houston
17. Hermann Eban, wr Oklahoma State

1972

1. Royce Smith, g Georgia
- 2a. traded to Oakland
- 2b. Willie Hall, lb Southern California
(choice acquired from Houston)
- 3a. Bob Kuziel, c Pittsburgh
- 3b. Tom Myers, s Syracuse
(choice acquired from Oakland)
- 4a. Mike Crangle, de Tennessee-Martin
- 4b. Joe Federspiel, lb Kentucky
(choice acquired from Philadelphia)
- 4c. Mike Coleman, de Knoxville College
(choice acquired from Kansas City)
- 5a. Bill Butler, rb Kansas State
(choice acquired from Green Bay)
- 5b. Carl Johnson, t Nebraska

- 5c. Bo Davies, s South Carolina
(choice acquired from Baltimore)
- 6a. Wayne Dorton, g Arkansas State
- 6b. Curt Watson, rb Tennessee
(choice acquired from Oakland)
7. Ernie Jackson, cb Duke
8. Ron Vinson, wr Abilene Christian
9. Kent Branstetter, dt Houston
10. Andy Kupp, g Idaho
11. Paul Dongieux, lb Mississippi
12. Steve Lockhart, te Arkansas State
13. Cephus Weatherspoon, wr Ft. Lewis College
14. Steve Barrios, wr Tulane
15. Rusty Lachaussee, qb Tulane
16. Joe Bathrop, g Tennessee
17. Dick Graham, wr Oklahoma State

1973

1. traded to Baltimore
- 2a. Derland Moore, de Oklahoma
- 2b. Steve Baumgartner, de Purdue
(choice acquired from New York Jets)
- 3a. traded to Washington
- 3b. Pete Van Valkenburg, rb Brigham Young
(choice acquired from New York Jets)
- 4a. traded to Detroit
- 4b. Jim Merlo, lb Stanford
(choice acquired from Baltimore)
5. traded to Denver
- 6a. traded to Washington
- 6b. Marty Shufford, rb Arizona
7. Billy Cahill, s Washington
- 8a. Bob Peterson, g Utah
- 8b. Doug Winslow, wr Drake
(choice acquired from Washington)
9. Mike Fink, cb Missouri
10. Jeff Horsley, rb North Carolina Central
11. James Owens, rb Auburn
12. Paul Orndorff, te Tampa
13. Richard Watkins, dt Weber State
14. Paul Fersen, t Georgia
15. Mike Evenson, c North Dakota State
16. Howard Stevens, rb Louisville
17. Bobby Garner, te Winston-Salem

1974

1. Rick Middleton, lb Ohio State
(swapped #1 choices with Detroit)
2. Paul Seal, te Michigan
3. traded to Cincinnati
- 4a. traded to Minnesota
- 4b. Rod McNeil, rb Southern California
- 5a. traded to Cincinnati
- 5b. Joel Parker, wr Florida
(choice acquired from San Francisco)
- 5c. Terry Schmidt, cb Ball State
(choice acquired from Atlanta)
6. traded to Detroit
7. traded to Minnesota
8. Alvin Maxson, rb Southern Methodist
9. Phil laPorta, t Penn State

- 10a. Frosty Anderson, wr Nebraska
(choice acquired from Houston)
- 10b. Tommy Thibodeaux, g Tulane
11. Kent Merritt, wr Virginia
12. James Buckmon, de Pittsburgh
13. Mike Truax, lb Tulane
14. Kent Marshall, s TCU
15. Larry Cipa, qb Michigan
16. Don Coleman, lb Michigan
17. Marvin Williams, wr Western Illinois

1975

- 1a. Larry Burton, wr Purdue
- 1b. Kurt Schumacher, g Ohio State
(pick from Jets for Billy Newsome)
2. Lee Gross, c Auburn
- 3a. Andrew Jones, rb Washington State
(choice acquired from Minnesota)
- 3b. Elois Grooms, de Tennessee Tech
- 4a. traded to San Francisco
- 4b. John Starkebaum, s Nebraska
(choice acquired from Philadelphia)
- 4c. Charles Hall, de Tulane
(choice acquired from St. Louis)
5. traded to Chicago
6. Mike Lemon, lb Kansas
7. Steve Rogers, rb LSU
8. traded to St. Louis
9. Mike Strachan, rb Iowa State
10. Chuck Heater, rb Michigan
11. Danny Lee, p N.E. Louisiana
12. Ron Gustafson, wr North Dakota State
13. Jim Upchurch, rb Arizona
14. Randy Rhino, cb Georgia Tech
15. Grant Burget, rb Oklahoma
16. Mike McDonald, lb Catawba
17. Greg Westbrook, lb Colorado

1976

1. Chuck Muncie, rb California
2. Tony Galbreath, rb Missouri
3. Bob Simmons, t Texas
4. Tinker Owens, wr Oklahoma
5. Scott Parrish, t Utah State
6. Terry Stieve, g Wisconsin
7. Ed Bauer, g Notre Dame
8. Craig Cassidy, db Ohio State
9. Warren Paiffer, dt Iowa
10. Junior Hardin, lb Eastern Kentucky
11. Greg Kokal, qb Kent State
12. Milton Butts, t North Carolina State
13. Kenny Downing, db Missouri
14. Rich Hucke, de Western Montana
15. Steve Semioff, dt Wichita State
16. Gene Jones, t Bowling Green
17. Scott McDonald, te West Virginia

1977

1. Joe Campbell, de Maryland
2. Mike Fultz, dt Nebraska

3. Roberts Watts, lb Boston College
4. traded to Los Angeles for LB Ken Bordelon
- 5a. Dave Lafary, t Purdue
- 5b. Dave Hubbard, t Brigham Young
(choice acquired from Baltimore)
- 6a. Cliff Parsley, p Oklahoma State
- 6b. Tom Schick, g Maryland
(choice acquired from Los Angeles)
7. Greg Boykin, rb Northwestern
8. Jimmy Stewart, s Tulsa
9. Dave Knowles, t Indiana
10. Rafael Septien, k S.W. Louisiana
11. John Blain, t San Jose State
12. Oakley Dalton, dt Jackson State

1978

1. Wes Chandler, wr Florida
2. James Taylor, t Missouri
3. Barry Bennett, dt Concordia (Minn.)
4. Don Schwartz, s Washington State
5. Eric Felton, cb Texas Tech
- 6a. Mike Rieker, qb Lehigh
- 6b. Francis Chesley, lb Wyoming
(choice acquired from Houston)
7. traded to New York Jets for DE Richard Neal
8. Brooks Williams, te North Carolina
9. Richard Carter, cb North Carolina State
10. traded to New York Giants for LB Pat Hughes
- 11a. Nathan Besant, dt Southern
- 11b. David Riley, rb West Virginia
(choice acquired from Seattle)
12. Larry Hardy, te Jackson State

1979

1. Russell Erxleben, k-p Texas
2. Reggie Mathis, lb Oklahoma
3. traded to Miami as compensation for singing DE Don Reese
4. Jim Kovach, lb Kentucky
5. Harlan Huckleby, rb Michigan
6. Ricky Ray, cb Norfolk State
7. Stan Sytsma, lb Minnesota
8. Doug Panfil, g Tulsa
9. traded to Kansas City for DT Keith Simons
10. traded to Oakland for LB Floyd Rice
11. David Hall, wr Missouri-Rolla
12. Kelsey Finch, rb Tennessee

1980

1. Stan Brock, t Colorado
2. David Waymer, cb Notre Dame
3. traded to Minnesota for T Steve Riley
4. Mike Jolly, db Michigan
5. traded to Minnesota for T Steve Riley
6. Lester Boyd, lb Kentucky
7. Mike Morucci, rb Bloomsburg State
8. Chuck Evans, lb Stanford
9. Frank Mordica, rb Vanderbilt
10. Tanya Webb, de Michigan State
11. George Woodard, rb Texas A&M
12. Kiser Lewis, lb Florida A&M

1981

- George Rogers, rb South Carolina
- Russell Gary, db Nebraska
- Rickey Jackson, lb Pittsburgh
(choice acquired from San Diego)
- 3a. Chuck Warren, te Auburn
- 3b. Hoby Brenner, te Southern California
(choice acquired from Minnesota)
- traded to Miami for QB Guy Benjamin
- 5a. Louis Oubre, t Oklahoma
- 5b. Jerry Boyarsky, dt Pittsburgh
(choice acquired from Minnesota)
- 6a. Nat Hudson, g Georgia
- 6b. Johnnie Poe, db Missouri
(choice acquired from Tampa Bay)
- 6c. Glen Redd, lb Brigham Young
(choice acquired from Oakland)
7. Kevin Williams, wr Southern California
- 8a. traded to New England for G Sam Adams
- 8b. Gene Gladys, lb Penn State
(choice acquired from Buffalo)
- 8c. Kevin Evans, db Arkansas
(choice acquired from San Diego)
9. Toussaint Tyler, rb Washington
10. Hokie Gajan, rb LSU
11. Lester Mickens, wr Kansas
12. Jim Wilks, dt San Diego State

1982

- Lindsay Scott, wr Georgia
- Brad Edelman, c Missouri
- Rodney Lewis, cb Nebraska

- Eugene Goodlow, wr Kansas State
- Kenny Duckett, wr Wake Forest
- John Krimm, db Notre Dame
- Morten Andersen, k Michigan State
- Tony Elliott, de North Texas State
- Marvin Lewis, rb Tulane
- Chuck Slaughter, t South Carolina

1983

- Steve Korte, g Arkansas
- John Tice, te Maryland
- Cliff Austin, rb Clemson
- Gary Lewis, dt Oklahoma State
- David Greenwood, s Wisconsin

1984

- James Geathers, dt Wichita State
- 3a. Terry Hoage, db Georgia
(choice acquired from Buffalo)
- 3b. Tyrone Anthony, rb North Carolina
4. Joel Hilgenberg, c Iowa
(choice acquired from New England)
- Jitter Fields, db Texas
- Don Thorp, nt Illinois
- Clemon Terrell, rb So. Mississippi
- Brian Hansen, p Sioux Falls College
- Paul David Gray, lb Western Kentucky
- Michel Bourgeau, de Boise State
- Byron Nelson, t Arizona

SAINTS DRAFT TRIVIA

In 18 college drafts (1967-84), the Saints have selected 285 players from 134 different colleges and universities.

BY POSITIONS: 46 running backs, 31 linebackers, 30 wide receivers, 26 cornerbacks, 25 safeties, 24 offensive guards, 24 offensive tackles, 23 defensive ends, 16 tight ends, 16 defensive tackles, 9 quarterbacks, 7 centers, and 8 kicking specialists

BY SCHOOLS: 8 from Michigan, Southern Cal and Missouri; 7 from Oklahoma and *Tulane; 6 from Notre Dame and Nebraska; 5 from Mississippi, Tennessee, Tulsa and Georgia.

*Bart Graves, Steve Barrios, Rusty Lachausse, Tommy Thibodeaux, Mike Truax, Charles Hall and Marvin Lewis.

Saints Alumni Roster

COACHES

Amadee, Lynn—LSU	1973
Barnes, Billy—Wake Forest	1969-70, 1975
Beake, John—Trenton St.	1976-77
Beard, Ed—Tennessee	1978-80
Biles, Ed—Miami (Ohio)	1969-70
Buchanan, Buck—Grambling	1971-72
Campbell, Whitey—Miami	1978-80
Champion, Jim—Miss. St.	1971-72
Cummings, Bob—Vanderbilt	1973-75
Dickson, George—Notre Dame	1968-70
Ecklund, Brad—Oregon	1968-70
Faulkner, Jack—Miami (Ohio)	1967-69
Fears, Tom—UCLA	1967-70
Franklin, Chel—Utah	1978-79
Garrett, Jim—Utah State	1976-77
Glick, Fred—Colorado State	1980
Hefferie, Ernie—Duquesne	1975
Hewitrich, Don—Washington	1969-70
Hewitrich, Wimp—Wyoming	1974-75
Hill, Bob—Jackson State	1978-79
Hughes, Ed—Tulsa	1978-80
Khayat, Ed—Tulane	1967-70
Kotite, Rich—Wagner	1977
Ledbetter, Bob—Miss. Industrial	1974-75
Matuszak, Marv—Tulsa	1971-73
Nicolau, Nick—Southern Connecticut	1980
Nolan, Dick—Maryland	1977-80
North, John—Vanderbilt	1973-75
Phillips, Jim (Red)—Auburn	1973-75
Pratt, Tom—Miami	1978-80
Riecke, Lou—LSU	1980
Roberts, J.D.—Oklahoma	1967-68, 1971-73
Roy, Alvin—LSU	1967-77
Royer, Jim—Navy	1970-72
Rutigliano, Sam—Tulsa	1976-77
Shaw, Bob—Ohio State	1967-68
Shipp, Ken—Middle Tenn. St.	1971-72
Shivley, Doug—Kentucky	1974-76
Smith, Jerry—Wisconsin	1969-70
Stanfel, Dick—San Francisco	1976-80
Stram, Hank—Purdue	1976-77
Tate, Charlie—Florida	1971
White, Dixie—Texas Tech	1973
Whitehead, Bud—Florida St.	1971-75
Wiggin, Paul—Stanford	1978-79
Wood, Dick—Auburn	1976-77
Yowarsky, Walt—Kentucky	1967-68

PLAYERS

A

Abramowicz, Dan (WR)—Xavier	1967-73
Absher, Dick (LB)—Maryland	1969-71
Adams, Sam (G)—Prairie View A&M	1981
Adkins, Margene (WR)—Henderson, J.C.	1972
Anderson, Dick (T)—Ohio State	1967
Anderson, Gary (G)—Stanford	1978
Askson, Bert (TE)—Texas Southern	1973
Athas, Pete (S)—Tennessee	1976
Atkins, Doug (DE)—Tennessee	1967-69

B

Baker, Melvin (WR)—Michigan	1975
Baker, Tony (RB)—Iowa State	1968-71
Banks, Gordon (WR)—Stanford	1980-81
Barrington, Tom (RB)—Ohio State	1967-70

Bass, Don (TE)—Houston	1982
Baumgartner, Steve (DE)—Purdue	1973-76
Beasley, John (TE)—U. of Calif.	1973-74
Bell, Carlos (TE)—Houston	1971
Benjamin, Guy (QB)—Stanford	1980
Bennett, Monte (DT)—Kansas State	1981
Blanchard, Tom (P)—Oregon	1974-78
Boeke, Jim (T)—Heidelberg	1968
Bosarge, Wade (DB)—Tulsa	1977
Boyarsky, Jerry (NT)—Pittsburgh	1981
Boyd, Greg (S)—Arizona	1974
Boykin, Greg (RB)—Northwestern	1977
Brewer, Johnny (LB)—Ole Miss	1968-70
Brown, Bob (TE)—Alcorn, A&M	1972-73
Brown, Charlie (RB)—Missouri	1967-68
Brown, Ray (SS)—West Texas St.	1978-80
Burchfield, Don (TE)—Ball State	1971
Burke, Vern (TE)—Oregon State	1967
Burkett, Jackie (LB)—Auburn	1967-70
Burns, Ed (QB)—Nebraska	1978-80
Burns, Bo (S)—Houston	1967-69
Burrough, Ken (WR)—Texas Southern	1970
Burton, Larry (WR)—Purdue	1975-77
Butler, Bill (RB)—Kansas State	1972-74
Butler, Skip (K)—Texas-Arlington	1971

C

Carr, Tom (DE)—Morgan State	1968
Campbell, Joe (DE)—Maryland	1977-80
Cassady, Craig (DB)—Ohio St.	1976-77
Castro, Rich (TE)—Jackson St.	1981
Chambers, Rusty (LB)—Tulane	1976
Chandler, Wes (WR)—Florida	1978-81
Chapman, Clarence (CB)—East Mich.	1976-80
Chapman, Gil (WR)—Michigan	1975
Childs, Henry (TE)—Kansas	1974-80
Cipa, Larry (QB)—Michigan	1974-75
Cody, Bill (LB)—Auburn	1967-70
Colchico, Dan (DE)—San Jose State	1969
Coleman, Don (LB)—Michigan	1974-75
Collins, Larry (RB)—Texas A&I	1980
Colman, Wayne (LB)—Temple	1969-76
Coombs, Larry (C)—Idaho	1980
Cordileone, Lou (DT)—Clemson	1967-68
Cordill, Ollie (P)—Memphis State	1969
Cortez, Bruce (CB)—Parsons	1967
Crangle, Mike (DE)—Tennessee-Martin	1972
Creech, Bob (LB)—TCU	1973
Crist, Chuck (S)—Penn St.	1975-77
Croom, Sylvester (C)—Alabama	1975
Crosby, Ron (LB)—Penn St.	1971
Cunningham, Carl (LB)—Houston	1971
Cuzzo, Gary (QB)—Virginia	1967

D

Dalton, Oakley (DT)	1977
Davis, Bob (QB)—Virginia	1973
Davis, Dave (WR)—Tenn. St.	1974
Davis, Dick (RB)—Nebraska	1970
Davis, Norman (G)—Grambling	1969
Davis, Ted (LB)—Georgia Tech	1967-69
DeGrenier, Jack (RB)—Texas-Arlington	1974
Dempsey, Tom (K)—Palomar Jr. Col.	1969-70
Didion, John (LB-C)—Oregon St.	1971-74
Dobler, Conrad (G)—Wyoming	1978-79
Dodd, Al (WR)—Northwestern La.	1969-71
Dorris, Andy (DE)—New Mexico St.	1973-76
Douglas, John (CB)—Texas Southern	1967-68

Douglass, Bobby (QB)—Kansas.....	1976-77
Dunbar, Jubilee (WR)—Southern U.....	1970-73
Durkee, Charlie (K)—Okla. St.....	1967-68, 1971-72
Dusenberry, Bill (RB)—J.C. Smith.....	1970
E	
Emanuel, Frank (LB)—Tennessee.....	1970
Estes, Lawrence (DE)—Alcorn A&M.....	1970-71
Evans, Chuck (LB)—Stanford.....	1980-81
F	
Fagan, Julian (P)—Ole Miss.....	1970-72
Farasopoulos, Chris (S)—Brigham Young.....	1974
Farber, Hap (LB)—Ole Miss.....	1970
Federspiel, Joe (LB)—Kentucky.....	1972-80
Feller, Happy (K)—Texas.....	1972-73
Felton, Eric (CB)—Texas Tech.....	1978-80
Ferson, Paul (T)—Georgia.....	1973-74
Ferguson, Jim (LB)—USC.....	1968
Fichtner, Ross (S)—Purdue.....	1968
Fifer, Bill (G)—West Texas State.....	1978
Fink, Mike (CB)—Missouri.....	1973
Finnie, Roger (T)—Florida A&M.....	1978
Ford, James (RB)—Texas Southern.....	1971-72
Fraser, Jim (P)—Wisconsin.....	1968
Fritsch, Tony (K)—None.....	1982
Fuller, Johnny (S)—Lamar.....	1973-75
Fultz, Mike (DT)—Nebraska.....	1977-80
G	
Galbreath, Tony (RB)—Missouri.....	1977-80
Garrett, Len (TE)—New Mex. Highlands.....	1973-75
Garcia, Jim (DE)—Purdue.....	1967
Gibbs, Donnie (P)—T.C.U.....	1974
Gilliam, John (WR)—S. Carolina St.....	1967-68, 1977
Granger, Hoyle (RB)—Miss. State.....	1971
Gray, David (DB)—East Los Angeles J.C.....	1979
Gray, Kevin (DB)—Eastern Illinois.....	1982
Green, Arthur (RB)—Albany State.....	1972
Green, Sammy (LB)—Florida.....	1980
Gresham, Bob (RB)—West Virginia.....	1971-72
Grooms, Elois (DE)—Tennessee Tech.....	1975-81
Gros, Earl (RB)—LSU.....	1970
Gross, Lee (C)—Auburn.....	1975-77
Gwinn, Ross (G)—Northwestern La.....	1968
H	
Hall, Tom (WR)—Minnesota.....	1967
Hall, Willie (LB) USC.....	1972-73
Hamilton, Andy (WR)—LSU.....	1975
Hargett, Edd (QB)—Texas, A&M.....	1969-72
Harris, Bill (RB)—Colorado.....	1971
Harris, Ike (WR)—Iowa.....	1978-81
Hart, Ben (S)—Oklahoma.....	1967
Hart, Jeff (DT)—Oregon St.....	1976
Hart, Tommy (DE)—Morris Brown.....	1979-80
Harvey, George (G)—Kansas.....	1967
Havriřak, Sam (WR)—Bucknell.....	1974
Hayes, Billie (CB)—San Diego St.....	1972
Hazelton, Major (DB)—Florida A&M.....	1970
Heidel, Jimmy (S)—Ole Miss.....	1967
Hermann, Don (WR)—Waynesburg St.....	1975-77
Hester, Jim (TE)—North Dakota.....	1967-69
Hester, Ray (LB)—Tulane.....	1971-72
Hines, Glen Ray (T)—Arkansas.....	1971-72
Holden, Sam (T)—Grambling.....	1971
Hollas, Hugo (S)—Rice.....	1970-72
Holloway, Stan (LB)—Claifornia.....	1980
Holmes, Jack (RB)—Texas Southern.....	1978-82

Howard, Gene (CB)—Langston.....	1968-70
Howell, Delles, (CB)—Grambling.....	1970-72
Huard, John (LB)—Maine.....	1971
Hubbard, Dave (T)—BYU.....	1977
Hudson, Nat (G)—Georgia.....	1981
Hughes, Pat (LB)—Boston U.....	1977-79
Hunt, Kevin (T)—Doane.....	1978
Hurley, Bill (DB)—Syracuse.....	1982-83
Hyatt, Fred (WR)—Auburn.....	1973

J	
Jackson, Ernie (CB)—Duke.....	1972-77
Jacobs, Harry (LB)—Bradley.....	1970
Johnson, Bennie (CB)—J.C. Smith.....	1976
Johnson, Carl (G)—Nebraska.....	1972-73
Jones, Andrew (RB)—Washington St.....	1975
Jones, Jerry (T)—Bowling Green.....	1967-69
Jones, Kim (FB)—Colorado St.....	1977-79
Jordan, Jimmy (RB)—Florida.....	1967
Jurich, Tom (K)—No. Arizona.....	1978

K	
Kearney, Jim (S)—Prairie View.....	1976
Kelley, Les (RB)—Alabama.....	1967-69
Kelly, Mike (TE)—Davidson.....	1973
Kilmer, Billy (QB)—UCLA.....	1967-70
Kimbrough, Elbert (S)—Northwestern.....	1968
Kingrea, Rick (LB)—Tulane.....	1973-77
Knowles, David (T)—Indiana.....	1977
Kopay, Dave (LB)—Washington.....	1971
Kramer, Kent (TE)—Minnesota.....	1967
Kupp, Jake (G)—Washington.....	1967-75
Kuziel, Bob (C)—Pittsburgh.....	1972

L	
LaGrade, Morris (RB)—Tampa.....	1975
LaPorta, Phil (T)—Penn State.....	1974-75
Lawson, Odell (RB)—Langston.....	1973-74
Lee, Bivian (CB)—Prairie View.....	1971-75
Leggett, Earl (DT)—LSU.....	1967-68
Lemon, Mike (LB)—Kansas.....	1975
Lewis, Gary (RB)—Arizona State.....	1970
Lewis, Marvin (RB)—Tulane.....	1982
Leyboldt, John (K)—None.....	1978
Linden, Errol (T)—Houston.....	1969-70
Linhart, Toni (K)—Austria Tech.....	1972
Livingston, Andy (RB)—Phoenix, J.C.....	1969-70
Logan, Obert (S)—Trinity.....	1967
Long, Dave (DE)—Iowa.....	1969-72
Looney, Joe Don (RB)—Oklahoma.....	1969
Lorick, Tony (RB)—Arizona State.....	1968-69
Lyons, Dick (S)—Kentucky.....	1970

Mc	
McCall, Don (RB)—USC.....	1967-68, 1970
McClard, Bill (K)—Arkansas.....	1973-75
McCormick, Dave (T)—LSU.....	1967-68
McCullough, Earl (WR)—USC.....	1968
McGill, Ralph (S)—Tulsa.....	1978-79
McNeill, Tom (P)—Stephen F. Austin.....	1967-69
McNeill, Rod (RB)—USC.....	1974-75
McQuay, Leon (RB)—Tampa.....	1976

M	
Manning, Archie (QB)—Mississippi.....	1971-75, 1977-82
Marsalis, Jim (S)—Tennessee St.....	1977
Marshall, James (DB)—Jackson State.....	1980

Martin, D'Artagnan (CB)—Kentucky St.....	1971-72
Martini, Rich (WR)—Cal-Davis.....	1981
Maurer, Andy (G)—Oregon.....	1974
Mathis, Reggie (LB)—Oklahoma.....	1979-80
Maxson, Alvin (RB)—SMU.....	1974-76
Merlo, Jim (LB)—Stanford.....	1973-79
Meseroli, Mark (T)—Florida St.....	1978
Meddleton, Rick (LB)—Ohio State.....	1974-76
Mike-Mayer, Steve (K)—Maryland.....	1978
Minor, Lincoln (RB)—New Mexico State.....	1973
Montgomery, Marv (T)—USC.....	1976-77
Moers, Doug (DE)—Whittier.....	1971-72
Moore, Jerry (S)—Arkansas.....	1973-74
Moore, Reynaud (CB)—UCLA.....	1971
Mooring, John (T)—Tampa.....	1974
Morgan, Mike (LB)—LSU.....	1969-70
Morrison, Don (T)—Texas-Arlington.....	1971-77
Muncie, Chuck (RB)—California.....	1976-80
Myers, Tommy (S)—Syracuse.....	1972-81

N	
Neal, Richard (DE)—Southern.....	1969-72, 78
Nevelt, Elijah (CB)—Clark.....	1967-70
Newland, Bob (WR)—Oregon.....	1971-74
Newsome, Billy (DE)—Grambling.....	1973-74
Niowski, Jim (RB)—Michigan St.....	1969
Nyval, Vic (RB)—Northwestern, La.....	1970

O	
Ogden, Ray (WR)—Alabama.....	1967
O'Neal, Steve (P)—Texas A&M.....	1973
Otis, Jim (RB)—Ohio State.....	1970
Owens, Artie (WR)—West Virginia.....	1980
Owens, Joe (DE)—Alcorn A&M.....	1971-75
Owens, Tinker (WR)—Oklahoma.....	1976, 1978-80

P	
Palmer, Dick (LB)—Kentucky.....	1973
Parker, Joel (WR)—Florida.....	1974-77
Parker, Steve (DE)—Idaho.....	1980
Parks, Dave (TE)—Texas Tech.....	1968-72
Partridge, Rick (P)—Utah.....	1979-80
Phillips, Jess (RB)—Michigan State.....	1973-74
Pitts, Elijah (RB)—Philander Smith.....	1970
Poage, Ray (TE)—Texas.....	1967-70
Pollard, Bob (DE)—Weber St.....	1971-77
Preece, Steve (DB)—Oregon State.....	1969
Priest, Elex (DT)—Alcorn State.....	1973-80
Profit, Joe (RB)—Northeast La.....	1973
Prudhomme, Remi (G-C)—LSU.....	1971

R	
Ramsey, Nate (S)—Indiana.....	1973
Ramsey, Steve (QB)—No. Texas State.....	1970
Rasley, Rocky (G)—Oregon State.....	1974
Ray, Ricky (CB)—Norfolk State.....	1979-80
Reaves, Ken (CB)—Norfolk State.....	1974
Rebowe, Rusty (LB)—Nicholls State.....	1978
Reese, Don (DE)—Jackson State.....	1978-80
Rengel, Mike (DT)—Hawaii.....	1969
Ricardo, Benny (K)—San Diego St.....	1980-81
Rice, Floyd (LB)—Alcorn State.....	1978
Richey, Mike (T)—N. Carolina.....	1970
Riley, Preston (WR)—Memphis State.....	1973
Rissmiller, Ray (T)—Georgia.....	1967
Roberts, Walt (WR)—San Jose St.....	1967
Robinson, Craig (T)—Houston.....	1972-73
Robinson, Virgil (RB)—Grambling.....	1971
Rogers, Steve (RB)—LSU.....	1975
Rose, George (CB)—Auburn.....	1967

Roussel, Tom (LB)—Southern Miss.....	1971-72
Rowe, Dave (DT)—Penn State.....	1967-70
Ryczek, Paul (C)—Virginia.....	1961

S	
Sandeman, Bill (T)—Pacific.....	1967
Saul, Bill (LB)—Penn State.....	1969
Scarpatti, Joe (DB)—N. Carolina State.....	1970
Schmidt, Roy (G)—Long Beach State.....	1967-68
Schultz, Terry (CB)—Ball State.....	1974-75
Schumacher, Kurt (G)—Ohio State.....	1975-77
Schwartz, Don (SS)—Washington St.....	1978-80
Schweda, Brian (DE)—Kansas.....	1967-68
Scott, Bobby (QB)—Tennessee.....	1973-82
Seal, Paul (TE)—Michigan.....	1974-76
Shaw, Bob (TE)—Winston-Salem.....	1970
Shinners, John (G)—Xavier (Ohio).....	1969-70
Shy, Don (RB)—San Diego State.....	1969
Simmons, Dave (LB)—Georgia Tech.....	1967
Simmons, Jerry (WR)—Bethune-Cookman.....	1967
Simonini, Ed (LB)—Texas A&M.....	1982
Slaughter, Chuck (T)—South Carolina.....	1982
Smith, Royce (CB)—Georgia.....	1972-73
South, Ronny (CB)—N. Carolina.....	1968
Spencer, Maurice (QB)—N. Carolina.....	1974-78
Spivey, Mike (CB)—Colorado.....	1980-81
Stauch, Scott (RB)—UCLA.....	1981
Stevens, Howard (RB)—Louisville.....	1973-74
Stewart, Jimmy (SS)—Tulsa.....	1977
Stickles, Monty (TE)—Notre Dame.....	1968
Stieve, Terry (G)—Wisconsin.....	1976-77
Stincic, Tom (LB)—Michigan.....	1972
Stonebreaker, Steve (LB)—Detroit.....	1967-68
Strachan, Mike (RB)—Iowa St.....	1975-80
Strand, Eli (G)—Iowa State.....	1967
Strong, Jim (RB)—Houston.....	1971-72
Sturm, Jerry (T-C)—Illinois.....	1967-70
Sturt, Fred (G)—Bowling Green.....	1978-81
Sutherland, Doug (G)—Wisconsin St.....	1970
Sweetan, Karl (QB)—Wake Forest.....	1968
Swinney, Clovis (DT)—Arkansas State.....	1970
Szaro, Rich (K)—Harvard.....	1975-78
Szymakowski, Dave (WR)—W. Texas St.....	1968

T	
Talbert, Don (T)—Texas.....	1969-70
Taylor, James (T)—Missouri.....	1978-81
Taylor, Jim (RB)—LSU.....	1967
Taylor, Mike (T)—USC.....	1969-70
Thaxton, James (TE)—Tennessee State.....	1967-77
Thomas, Charlie (KR)—Tennessee St.....	1975
Thomas, Speedy (WR)—Utah.....	1973-74
Thompson, Aundra (WR)—East Texas State.....	1981-82
Thompson, Bobby (S)—Arizona.....	1969
Thompson, Dave (T)—Clemson.....	1974-75
Tillemann, Mike (DT)—Montana.....	1967-70
Townes, Willie (DE)—Tulsa.....	1970
Tyler, Toussaint (RB)—Washington.....	1981-82

V	
Vanderbundt, Skip (LB)—Oregon State.....	1978
Vandersea, Phil (LB)—Massachusetts.....	1967
Van Wagner, Jim (FB)—Michigan Tech.....	1978

W	
Walker, Mike (DE)—Tulane.....	1971
Ward, Carl (S)—Michigan.....	1969

Washington, Dave (LB)—Alcorn State	1980
Watson, John (T)—Oklahoma	1977-79
Watson, Mike (T)—Miami (O)	1977
Weatherspoon, Cephus (WR)— Ft. Lewis Col.	1972
Welch, Claxton (RB)—Oregon	1970
Wendryhoski, Joe (C)—Illinois	1967-68
Westbrooks, Greg (LB)—Colorado	1975-77
Wheelwright, Ernie (RB)—So. Illinois	1967-70
Whitaker, Creston (WR)—N. Texas St.	1972
Whitsell, Dave (S)—Indiana	1967-69
Whittingham, Fred (LB)—Cal. Poly	1967-68
Wickert, Tom (G)—Washington St.	1975-76
Wicks, Bob (WR)—Utah State	1974
Williams, Brooks (TE)—N. Carolina	1978-81
Williams, Del (G)—Florida State	1967-73

Williams, Richard (WR)—Abilene Christian	1974
Willis, Len (WR)—Ohio State	1977
Winans, Jeff (DT)—USC	1970
Winslow, Doug (WR)—Drake	1973
Wood, Gary (QB)—Cornell	1967
Woods, Robert (T)—Tenn. St.	1977-80
Woodson, Marv (S)—Indiana	1969
Wyatt, Doug (S)—Tulsa	1970-72

Y

Yepremian, Garo (K)—None	1979
Youngblood, George (S)—L.A. State	1967-68

Z

Zanders, Emanuel (G)—Jackson State	1974-80
--	---------

1983 ATTENDANCE (ACTUAL)

Opponent	Attendance	
	Home Games	
St. Louis	65,225	
Chicago	64,692	
Miami	66,489	Sellout
San Francisco	68,154	Sellout
Atlanta	67,062	Sellout
New York Jets	68,606	Sellout
Minnesota	59,502	
Los Angeles Rams	70,140	Sellout
TOTAL HOME GAME ATTENDANCE	529,870	5 Sellouts
AVERAGE ATTENDANCE PER GAME	66,234	92.5% Capacity

Away Games

Los Angeles Rams	45,572	
Dallas	62,136	Sellout
Atlanta	51,654	Sellout
Tampa Bay	48,242	
Buffalo	49,413	
San Francisco	40,022	Sellout
New England	24,579	
Philadelphia	45,182	
TOTAL AWAY GAME ATTENDANCE	366,800	3 Sellouts
AVERAGE ATTENDANCE PER GAME	45,850	

SEASON TOTAL ATTENDANCE	896,670	8 Sellouts
SEASON AVERAGE ATTENDANCE PER GAME	56,042	

Saints Leaders by Years

RUSHING

	Att.	Yds.	Avq.	Long	TD
1967—Jim Taylor	130	390	3.0	16	2
1968—Don McCall	155	637	4.1	48	4
1969—Andy Livingston	181	761	4.2	18	5
1970—Tony Baker	82	337	4.1	27	1
1971—Jim Strong	95	404	4.3	39	3
1972—Bob Gresham	120	381	3.2	23	3
1973—Jess Phillips	198	663	3.3	20	0
1974—Alvin Maxson	165	714	4.3	66	2
1975—Mike Strachan	161	668	4.1	21	2
1976—Chuck Muncie	148	652	4.4	51	2
1977—Chuck Muncie	201	811	4.0	36	6
1978—Tony Galbreath	186	635	3.4	20	5
1979—Chuck Muncie	238	1198	5.0	69	11
1980—Jimmy Rogers	80	366	4.6	24	1
1981—George Rogers	378	1674	4.4	79	13
1982—George Rogers	122	535	4.4	38	3
1983—George Rogers	256	1144	4.5	76	5

LONGEST RUNS

1967 Don McCall, 48 at Washington, 12-17
1968 Don McCall, 48 vs Washington, 9-22
1969 Tony Baker, 54 at St. Louis, 11-2
1970 Tony Baker, 27 at St. Louis, 10-11
1971 Jim Strong, 39 at San Francisco, 11-14
1972 Bill Butler, 27 at Atlanta, 11-12
1973 Archie Manning, 23 at Los Angeles, 11-11
1974 Alvin Maxson, 66 vs St. Louis, 12-8
1975 Steve Rogers, 22 vs Chicago, 12-21
1976 Tony Galbreath, 74 at Kansas City, 9-26
1977 Chuck Muncie, 36 vs Los Angeles, 10-30
1978 Chuck Muncie, 28 at Atlanta, 11-26
1979 Chuck Muncie, 69 vs Atlanta, 9-2
1980 Tony Galbreath, 26 at Los Angeles, 11-2
1981 George Rogers, 79 at Cleveland, 10-18
1982 George Rogers, 38 at San Francisco, 11-28
1983 George Rogers, 76 vs St. Louis, 9-4

PASSING

	Att.	Comp.	Yards	Pct.	Long	Int	TD
1967 Gary Cuozzo	260	134	1562	.515	49	12	7
1968 Billy Kilmer	315	167	2060	.530	51	17	15
1969 Billy Kilmer	360	193	2532	.536	52	17	20
1970 Billy Kilmer	237	135	1557	.569	46	17	6
1971 Ed Hargett	210	96	1191	.457	49	5	6
1972 Archie Manning	448	230	2781	.513	66t	21	18
1973 Archie Manning	267	140	1642	.524	65t	12	10
1974 Archie Manning	261	134	1429	.513	79t	16	6
1975 Archie Manning	338	159	1685	.470	71t	17	7
1976 Bobby Douglass	212	103	1288	.486	74	8	4
1977 Archie Manning	205	113	1284	.551	59t	9	8
1978 Archie Manning	471	291	3416	.618	71t	16	17
1979 Archie Manning	420	252	3169	.600	85	20	15
1980 Archie Manning	509	309	3716	.607	56	20	23
1981 Archie Manning	232	134	1447	.578	55	11	5
1982 Ken Stabler	189	117	1343	.619	48	10	6
1983 Ken Stabler	311	176	1988	.566	48	18	9

LONGEST COMPLETION

1967—96, Billy Kilmer to Walter Roberts at Philadelphia, 11-19
1968—51, Billy Kilmer to Jim Hester vs. Pittsburgh, 12-15
1969—70, Jim Ninowski to Don Shy at Los Angeles, 10-5
1970—49, Ed Hargett to Bob Shaw at Cincinnati, 11-29
1971—63, Archie Manning to Danny Abramowicz on Houston, 10-3
1972—66t, Archie Manning to Dave Parks at N.Y. Giants, 10-8
1973—65t, Archie Manning to Jubilee Dunbar at Los Angeles, 11-11
1974—79t, Archie Manning to Bob Newland vs Los Angeles, 11-17
1975—71t, Archie Manning to Larry Burton vs Atlanta, 11-2
1976—74, Bobby Douglass to Tinker Owens vs San Francisco, 12-12
1977—71t, Archie Manning to Larry Hardy at Atlanta, 11-26
1979—85, Archie Manning to Wes Chandler at San Francisco, 9-23
1980—56, Archie Manning to Brooks Williams vs Atlanta, 10-19
1981—55, Archie Manning to Wayne Wilson at Cleveland, 10-18
1982—48, Ken Stabler to Aundra Thompson at Chicago, 9-19
1983—48, Ken Stabler to Kenny Duckett at Los Angeles, 9-11

RECEIVING

	No.	Yds.	Avg.	Long	TD
1967—Danny Abramowicz	50	721	14.4	80	6
1968—Danny Abramowicz	54	890	16.4	47	7
1969—Danny Abramowicz	73	1051	13.9	49	7
1970—Danny Abramowicz	55	906	16.5	48	5
1971—Danny Abramowicz	37	657	17.8	63	5
1972—Bob Newland	47	579	12.3	42t	2
1973—John Beasley	31	280	9.0	22	1
1974—Alvin Maxson	42	294	7.0	22	1
1975—Alvin Maxson	41	234	5.7	33	0
1976—Tony Galbreath	54	420	7.8	35	1
1977—Tony Galbreath	41	265	6.5	30	0
1978—Tony Galbreath	74	582	7.9	35	2
1979—Wes Chandler	65	1069	16.4	85	6
1980—Wes Chandler	65	975	15.0	50	6
1981—Jack Holmes	38	206	5.4	19	0
1982—Jeff Groth	30	383	12.8	39	1

HIGHEST AVERAGE GAIN (Per Reception)

1967—22.6, Walt Roberts (17 for 384, 3 TDs)
1968—17.6, Jim Hester (17 for 300, 2 TDs)
1969—16.2, Al Dodd (37 for 600, 1 TD)
1970—17.3, Al Dodd (28 for 484, 1 TD)
17.2, Dave Parks (26 for 447, 2 TDs)
1971—19.9, Al Dodd (15 for 298, 0 TDs)
1972—17.6, Danny Abramowicz (38 for 668, 7 TDs)
1973—19.4, Jubilee Dunbar (23 for 447, 4 TDs)
1974—18.1, Bob Newland (27 for 490, 2 TDs)
1975—19.1, Larry Burton (16 for 305, 2 TDs)
1976—20.1, Tinker Owens (12 for 241, 1 TD)
1977—18.9, Don Herrmann (31 for 586, 0 TDs)
1978—16.4, Henry Childs (53 for 869, 4 TDs)
1979—16.6, Henry Childs (51 for 846, 5 TDs)
1980—18.7, Ike Harris (37 for 692, 6 TDs)
1981—19.0, Jeff Groth (20 for 380, 1 TD)
1982—17.5, Rich Mauti (4 for 70, 0 TD)
17.3, Aundra Thompson (8 for 138, 1 TD)
16.3, Kenny Duckett (12 for 196, 2 TDs)
1983—14.9, Kenny Duckett (19 for 283, 2 TDs)

INTERCEPTIONS

	No.	Yds.	Avg.	Long	TD
1967—Dave Whitsell	10	178	17.8	41	2
1968—Dave Whitsell	6	50	8.3	32	0
1969—Elijah Nevett	3	20	6.6	20	0
1970—Hugo Hollas	5	79	15.8	29	0
1971—Delfes Howell	5	56	11.2	25	0
1972—Bivian Lee	4	65	16.3	32	0
1973—Ernie Jackson	3	40	13.3	23	0
1973—Tom Myers	3	33	11.0	20	0
1973—Jim Merlo	3	25	8.3	16	0
1973—Bivian Lee	3	23	7.7	12	0
1974—Ernie Jackson	4	53	13.3	28	0
1974—Terry Schmidt	4	27	6.8	24	1
1975—Tom Myers	5	83	16.6	29	0
1976—Jim Merlo	4	142	35.5	83	2
1977—Chuck Crist	4	6	1.5	2	0
1978—Tommy Myers	6	167	27.8	97	1
1979—Tommy Myers	7	127	18.1	52	1
1980—Tommy Myers	5	96	19.2	48	0
1981—Dave Waymer	4	54	13.5	31	0
1982—Russell Gary	2	25	12.5	19	0
1982—Dennis Winston	2	-2	-1.0	0	0
1983—Johnnie Poe	7	146	20.9	31	1

SCORING

	TD	FG	PAT	Points
1967—Charlie Durkee	—	14-32	27-27	69
1968—Charlie Durkee	—	19-37	27-27	84
1969—Tom Dempsey	—	22-41	33-35	99
1970—Tom Dempsey	—	18-34	16-17	70
1971—Charlie Durkee	—	16-23	24-25	72
1972—Danny Abramowicz	7	—	—	42
1973—Bill McClard	—	13-24	9-9	48
1974—Bill McClard	—	9-16	19-20	46
1975—Rich Szaro	—	10-16	16-17	46
1976—Rich Szaro	—	18-23	25-29	79
1977—Henry Childs	9	—	—	54
1978—Tony Galbreath	7	—	—	42
Chuck Muncie	7	—	—	42
1979—Garo Yepremian	—	12-16	39-40	75
1980—Benny Ricardo	—	10-17	31-34	61
1981—George Rogers	13	—	—	78
1982—Wayne Wilson	5	—	—	30
1983—Morten Andersen	—	18-24	37-38	91

PUNT RETURNS

	No.	Yds.	Avg.	Long	TD
1967—Walter Roberts	11	50	4.5	11	0
1968—John Gilliam	15	60	4.0	21	0
1969—Al Dodd	15	106	7.1	21	0
1970—Al Dodd	14	129	9.2	41	0
1971—Al Dodd	13	88	6.8	14	0
1972—Tom Myers	9	43	4.8	10	0
1973—Howard Stevens	17	171	10.1	37	0
1974—Howard Stevens	37	376	10.2	40	0

1975—Gil Chapman	17	207	12.2	42	0
1976—Pete Athas	35	332	9.5	67	0
1977—Rich Mauti	38	281	7.4	33	0
1978—Wes Chandler	34	233	6.9	32	0
1979—Rich Mauti	27	218	8.1	23	0
1980—Rich Mauti	11	111	10.1	18	0
1981—Jeff Groth	37	436	11.8	36	0
1982—Jeff Groth	21	144	6.9	18	0
1983—Jeff Groth	39	275	7.1	38	0

PUNTING

	No.	Yds.	Avg.	Long
1967—Tom McNeill	74	3174	42.9	66
1968—Tom McNeill	49	2009	41.0	58
1969—Ollie Cordill	42	1719	40.9	58
1970—Julian Fagan	77	3269	42.5	64
1971—Julian Fagan	77	3188	41.4	64
1972—Julian Fagan	71	2899	40.8	71
1973—Steve O'Neal	81	3375	41.7	71
1974—Tom Blanchard	88	3704	42.1	71
1975—Tom Blanchard	92	3776	41.0	61
1976—Tom Blanchard	101	3974	39.3	63
1977—Tom Blanchard	82	3474	42.4	66
1978—Tom Blanchard	84	3532	42.0	61
1979—Rick Partridge	57	2330	40.9	61
1980—Russell Exleben	89	3499	39.2	57
1981—Russell Exleben	66	2672	40.5	60
1982—Russell Exleben	46	1976	43.0	60
1983—Russell Exleben	74	3034	41.0	60

KICKOFF RETURNS

	No.	Yds.	Avg.	Long	TD
1967—Walter Roberts	28	737	26.3	91	1
1968—Gene Howard	23	533	23.2	36	0
1969—Don Shy	16	447	27.9	57	0
1970—Al Dodd	15	319	21.3	32	0
1971—Virgil Robinson	19	443	23.3	51	0
1972—Margene Adkins	43	1020	23.7	61	0
1973—Howard Stevens	26	590	2.7	48	0
1974—Howard Stevens	33	749	22.7	41	0
1975—Gil Chapman	28	614	21.9	36	0
1976—Tony Chapman	20	399	19.9	32	0
1977—Clarence Chapman	15	385	25.7	92	1
1978—Wes Chandler	32	760	23.8	38	0
1979—Rich Mauti	36	801	22.2	39	0
1980—Jimmy Rogers	41	930	22.9	88	0
1981—Wayne Wilson	31	722	23.3	57	0
1982—Aundra Thompson	10	211	21.1	35	0
1983—Kenny Duckett	33	719	21.8	61	0

HEISMAN TROPHY WINNERS

1983—Mike Rozier, Nebraska, HB	1959—Billy Cannon, Louisiana State, HB
1982—Herschel Walker, Georgia, HB	1958—Pete Dawkins, Army, HB
1981—Marcus Allen, Southern Cal, HB	1957—John David Crow, Texas A&M, HB
1980—George Rogers, South Carolina, HB	1956—Paul Hornung, Notre Dame, QB
1979—Charles White, Southern Cal, HB	1955—Howard Cassidy, Ohio State, HB
1978—Billy Sims, Oklahoma, HB	1954—Alan Ameche, Wisconsin, FB
1977—Earl Campbell, Texas, HB	1953—John Lattner, Notre Dame, QB
1976—Tony Dorsett, Pittsburgh, HB	1952—Billy Vessels, Oklahoma, HB
1975—Archie Griffin, Ohio State, HB	1951—Dick Kazmaler, Princeton, HB
1974—Archie Griffin, Ohio State, HB	1950—Vic Janowicz, Ohio State, HB
1973—John Cappelletti, Penn State, HB	1949—Leon Hart, Notre Dame, E
1972—Johnny Rodgers, Nebraska, WR	1948—Doak Walker, SMU, HB
1971—Pat Sullivan, Auburn, QB	1947—John Lujack, Notre Dame, QB
1970—Jim Plunkett, Stanford, QB	1946—Glenn Davis, Army, HB
1969—Steve Owens, Oklahoma, HB	1945—Doc Blanchard, Army, FB
1968—O. J. Simpson, Southern Cal., HB	1944—Les Horvath, Ohio State, QB
1967—Gary Beban, UCLA, QB	1943—Angelo Bertell, Notre Dame, QB
1966—Steve Spurrier, Florida, QB	1942—Frank Sinkwich, Georgia, HB
1965—Mike Garrett, Southern Cal., HB	1941—Bruce Smith, Minnesota, HB
1964—John Huarte, Notre Dame, QB	1940—Tom Harmon, Michigan, HB
1963—Roger Staubach, Navy, QB	1939—Nick Kinnick, Iowa, HB
1962—Terry Baker, Oregon State, QB	1938—Davey O'Brien, TCU, QB
1961—Ernie Davis, Syracuse, HB	1937—Clint Frank, Yale, HB
1960—Joe Bellino, Navy, HB	1936—Larry Kelley, Yale, E
	1935—Jay Berwanger, Chicago, HB

SAINTS MOST VALUABLE PLAYERS

1967—Dave Whitsell, safety	1976—Tony Galbreath, fullback
1968—Doug Atkins, defensive end	1977—Chuck Crist, safety
1969—Danny Abramowicz, receiver	1978—Archie Manning, quarterback
1970—Mike Tilleman, defensive tackle	1979—Chuck Muncie, halfback
1971—Jake Kupp, guard	1980—Archie Manning, quarterback
1972—Archie Manning, quarterback	1981—George Rogers, halfback
1973—Billy Newsome, defensive end	1982—Ken Stabler, quarterback
1974—John Didion, center	1983—Wayne Wilson, runningback
1975—Mike Strachan, halfback	

Saints All-Time Leaders

RUSHING

	Att.	Yds.	Avg.	Long	TD
1. Chuck Muncie (1976-80)	787	3,386	4.3	69	28
2. George Rogers (1981-83)	756	3,353	4.4	79	16
3. Tony Galbreath (1976-80)	760	2,865	3.8	74	27
4. Archie Manning (1971-82)	358	2,058	5.7	27	18
5. Mike Strachan (1975-80)	471	1,899	4.0	31	14
6. Wayne Wilson (1979-83)	414	1,552	3.7	29	14
7. Jess Phillips (1973-74)	372	1,219	3.3	20	2
8. Alvin Maxson (1974-76)	338	1,205	3.6	66	6
9. Tony Baker (1968-71)	249	1,106	4.4	54	2
10. Andy Livingston (1969-70)	191	790	4.1	18	5

PASSING

	Att.	Comp.	Yds.	Pct.	TD	Int.
1. Archie Manning (1971-82)	3,335	1,849	21,734	55.4	115	156
2. Billy Kilmer (1967-70)	1,116	592	7,490	53.0	47	62
3. Ken Stabler (1982-83)	500	293	3,331	58.6	15	28
4. Bobby Scott (1973-82)	500	237	2,781	47.4	15	29
5. Ed Hargett (1969-71)	437	205	2,727	46.9	11	10

RECEIVING

	No.	Yds.	Avg.	Long	TD
1. Danny Abramowicz (1967-73)	309	4,875	15.7	80	37
2. Tony Galbreath (1976-80)	284	2,221	7.8	38	6
3. Henry Childs (1974-80)	207	3,220	15.6	59	25
4. Wes Chandler (1978-81)	182	2,801	15.4	85	15
5. Dave Parks (1968-72)	149	2,264	15.2	66	16
6. Chuck Muncie (1976-80)	125	1,086	8.7	35	1
7. Bob Newland (1971-74)	124	1,877	15.1	79	8
8. Wayne Wilson (1979-83)	107	978	9.1	55	9
9. Ike Harris (1978-81)	104	1,710	16.4	46	12
10. Jeff Groth (1979-83)	104	1,401	13.4	54	3

SCORING

	TD	PAT	FG	Total
1. Charlie Durkee (1967-68,71-72)	0	87	52	243
2. Danny Abramowicz (1967-73)	37	—	—	222
3. Tony Galbreath (1976-80)	33	1	2	205
4. Rich Szaro (1975-78)	0	79	37	190
5. Chuck Muncie (1976-80)	29	—	—	174
6. Tom Dempsey (1969-70)	0	49	40	169
7. Henry Childs (1974-80)	27	—	—	162
8. Wayne Wilson (1979-83)	23	—	—	138
9. George Rogers (1981-83)	21	—	—	126

PUNTING

	No.	Avg.	Long
1. Tom McNeill (1967-69)	130	42.3	81
2. Steve O'Neal (1973)	81	41.7	71
3. Julian Fagan (1970-72)	225	41.6	71
4. Tom Blanchard (1974-78)	447	41.3	71
5. Rick Partridge (1979)	57	40.9	61
6. Ollie Cordill (1969)	42	40.9	58
7. Russell Erxleben (1979-83)	279	40.6	60

INTERCEPTIONS

	No.	Yds.	Avg.	Long	TD
1. Tom Myers (1972-82)	36	621	17.3	97	2
2. Dave Whitsell (1967-69)	19	242	12.7	41	2
3. Ernie Jackson (1972-77)	15	187	12.5	46	0
4. Hugo Hollas (1970-72)	11	149	13.5	29	0
5. Delles Howell (1970-72)	9	154	17.1	60	0
6. Bivian Lee (1972-75)	9	110	12.2	32	0

PUNT RETURNS

No.	Yds.	Avg.	Long	TD	
1. Gil Chapman (1975)	17	207	12.2	42	0
2. Howard Stevens (1973-74)	54	547	10.1	40	0
3. Pete Athas (1976)	35	332	9.5	40	0
4. Jeff Groth (1979-83)	97	855	8.8	38	0
5. Rich Mauti (1977-82)	75	610	8.1	33	0

KICKOFF RETURNS

No.	Yds.	Avg.	Long	TD	
1. Walt Roberts (1967)	28	737	26.3	91	1
2. John Gilliam (1967-68,77)	31	809	26.1	94	1
3. Gene Howard (1968-69)	32	760	23.8	86	0
4. Margene Adkins (1972)	43	1,020	23.7	61	0
5. Wes Chandler (1978-81)	39	896	23.0	38	0
6. Rich Mauti (1977-83)	124	2,836	22.9	52	0
7. Wayne Wilson (1979-83)	68	1,560	22.9	75	0

FIELD GOALS

Att.	Att.	Made	Pct.	Long
1. Charlie Durkee (1967-68,71-72)	101	52	.515	47
2. Tom Dempsey (1969-70)	75	40	.533	63
3. Rich Szaro (1975-78)	58	37	.638	50
4. Benny Ricardo (1980-81)	42	23	.548	47
5. Bill McClard (1973-75)	45	23	.511	47
6. Morten Andersen (1982-83)	29	20	.690	52
7. Garo Yepremian (1979)	16	12	.750	44
8. Happy Feller (1972-73)	23	10	.435	46

Saints Big Days

100 YARDS RUSHING

Yds.	Att.	Player	Opponent	Date
206	24	George Rogers	St. Louis	9- 4-83
166	33	George Rogers	Dallas	12-19-82
162	29	George Rogers	Los Angeles	9-13-81
161	22	Chuck Muncie	Atlanta	9- 2-79
161	24	George Rogers	Los Angeles	11- 8-81
160	34	Wayne Wilson	Miami	10- 2-83
148	22	Alvin Maxson	St. Louis	12- 8-74
146	14	Tony Galbreath	Kansas City	9-26-76
142	27	Andy Livingston	Washington	9-21-68
142	28	George Rogers	Houston	11-22-81
138	33	Wayne Wilson	Chicago	9-12-82
137	20	George Rogers	Atlanta	11- 6-83
134	17	George Rogers	Philadelphia	10-11-81
128	21	Chuck Muncie	Oakland	12- 3-79
127	16	Don McCall	Washington	9-22-68
126	25	Chuck Muncie	Kansas City	9-26-76
124	32	George Rogers	Los Angeles	12-18-83
123	33	George Rogers	Kansas City	11-21-82
122	18	George Rogers	Cleveland	10-18-81
120	23	George Rogers	Tampa Bay	11-29-81
117	18	Chuck Muncie	San Francisco	11-11-79
115	25	George Rogers	San Francisco	9-27-81
114	21	George Rogers	Buffalo	10-30-83
114	15	Jimmy Rogers	Washington	10-26-80
113	26	Bob Gresham	Green Bay	11-28-71
113	31	George Rogers	Cincinnati	10-25-81
113	11	Hokie Gajan	N.Y. Jets	11-21-83
110	14	Tony Baker	St. Louis	11- 2-69
109	15	Chuck Muncie	Los Angeles	11-28-76
109	27	Mike Strachan	Atlanta	11- 2-75
108	31	Wayne Wilson	Dallas	9-25-83
107	20	Chuck Muncie	N.Y. Jets	12- 4-77
107	30	George Rogers	San Francisco	12-20-81
105	24	Mike Strachan	Green Bay	10-12-75
103	18	Wayne Wilson	Atlanta	10- 9-83
102	13	Chuck Muncie	St. Louis	10-23-77
100	20	Tony Galbreath	Los Angeles	10-30-77

250 YARDS PASSING

Yds.	Player	Att.	Comp.	Opponent	Date
377	Archie Manning	38	24	San Francisco	12- 7-80
355	Archie Manning	28	20	San Francisco	9-23-79
345	Billy Kilmer	32	22	St. Louis	11- 2-69
344	Archie Manning	32	22	Pittsburgh	11- 5-78
333	Ken Stabler	43	29	Tampa Bay	12- 5-82
323	Archie Manning	32	23	Atlanta	10-19-80
314	Archie Manning	40	25	San Francisco	9- 7-80
314	Archie Manning	36	25	Detroit	10-12-80

306	Archie Manning	40	25	Philadelphia	11- 9-80
301	Archie Manning	39	24	New England	12-21-80
295	Archie Manning	35	20	Philadelphia	10-29-72
292	Billy Kilmer	36	17	Pittsburgh	12-15-68
291	Archie Manning	45	28	Green Bay	9- 9-79
287	Archie Manning	27	17	San Francisco	10-22-72
285	Bobby Scott	35	16	St. Louis	10-23-77
285	Archie Manning	34	24	Buffalo	9-12-80
284	Archie Manning	29	14	Atlanta	9- 2-79
279	Ken Stabler	39	25	Chicago	9-12-83
276	Billy Kilmer	37	22	Dallas	9-28-69
276	Archie Manning	31	18	N.Y. Giants	10- 8-72
271	Ken Stabler	35	24	Atlanta	1- 2-83
268	Archie Manning	27	20	Seattle	11-18-79
264	Archie Manning	31	14	Atlanta	11-25-79
263	Archie Manning	48	24	Los Angeles	11- 2-80
262	Billy Kilmer	24	14	Washington	12-17-67
261	Billy Kilmer	22	15	San Francisco	12-13-70

100 YARDS RECEIVING

Yds.	No.	Player	Opponent	Date
205	6	Wes Chandler	Atlanta	9- 2-79
165	8	Danny Abramowicz	Cincinnati	11-29-70
159	4	Larry Burton	Atlanta	11- 2-75
156	12	Danny Abramowicz	Pittsburgh	10-29-67
145	7	Al Dodd	St. Louis	11- 2-69
144	7	Danny Abramowicz	Washington	12-17-67
144	8	Henry Childs	San Francisco	12- 7-80
140	7	Danny Abramowicz	San Francisco	12-13-70
140	8	Wes Chandler	Atlanta	10-19-80
139	9	Wes Chandler	Philadelphia	11- 9-80
129	8	Danny Abramowicz	Pittsburgh	12-21-69
127	12	John Beasley	San Diego	11-18-72
127	4	Wes Chandler	San Francisco	9-23-79
122	14	Tony Galbreath	Green Bay	9-10-78
121	6	Henry Childs	Seattle	11-18-79
120	4	Dave Parks	N.Y. Giants	10- 8-72
119	4	Ike Harris	Philadelphia	11- 9-80
117	7	Wes Chandler	Atlanta	11-12-78
117	3	Henry Childs	Atlanta	11-25-79
117	8	Wes Chandler	Atlanta	9- 6-81
115	4	Paul Seal	Philadelphia	10-27-74
115	9	Danny Abramowicz	Baltimore	10-19-69
114	7	Dave Parks	St. Louis	10-11-70
113	5	Danny Abramowicz	San Francisco	11-23-69
112	7	Henry Childs	Green Bay	9- 9-79
110	5	Danny Abramowicz	San Francisco	9-26-71
110	5	Dave Parks	San Francisco	10-22-72
109	2	Walt Roberts	Philadelphia	11-19-67
106	7	Tony Galbreath	Oakland	12- 3-79
106	6	Wes Chandler	Detroit	10-12-80
105	6	Hoby Brenner	Chicago	9-18-83
105	9	Danny Abramowicz	Atlanta	12- 7-69

103	6	Dave Parks	Pittsburgh	12-15-68
103	6	Wes Chandler	San Francisco	12- 3-78
103	6	Wes Chandler	Atlanta	11-25-79
103	6	Larry Hardy	San Francisco	9- 7-80
103	6	Lindsay Scott	St. Louis	9-12-82
101	8	Danny Abramowicz	N.Y. Giants	10- 6-68
100	3	Henry Childs	Atlanta	11-26-78

SAINTS 'CONSECUTIVE' RECORDS

INDIVIDUAL

Games Played:

- 103 Joe Federspiel (1973-80)
- 83 Dan Abramowicz (1967-73)

Games, Scoring Points:

- 41 Charlie Durkee (1967-68, 1971, last 12 games; 1972, first game)

Games, Scoring Touchdown:

- 4 Chuck Muncie (1979, 11th to 14th game)

Games, Scoring Field Goal:

- 12 Tom Dempsey (1969, 1st to 12th game)

Games, Rushing Touchdown:

- 4 Chuck Muncie (1979, 11th to 14th game)

Games, Rushing for One Hundred Yards or More:

- 3 George Rogers, 1981 (6th, 7th, & 8th games)

Games, Rushing for One Hundred Yards or More:

- 3 Wayne Wilson, 1983 (4th, 5th, & 6th games)

Games, Passing Touchdown:

- 12 Archie Manning (1978, last 4 games; 1979, 1st to 9th game)

Games, None Intercepted:

- 3 Billy Kilmer (1969); Archie Manning (1971, 1973, 1978, 1979)

Passes, Completed:

- 15 Archie Manning (1979, 7th & 8th games)

Games, Pass Reception:

- 79 Dan Abramowicz (1967-73)

Points, After Touchdown:

- 66 Charlie Durkee (1967-68, 1971)

Field Goals Made:

- 11 Rich Szaro (1976)

TEAM

Wins, Regular Season:

- 3 (1969, 1978, 1979, 1982)

Wins, Preseason:

- 5 (1967)

Losses, Regular Season:

- 14 1980

SAINTS ATTENDANCE

Year	COMBINED		HOME		ROAD	
	Total	Avg.	Total	Avg.	Total	Avg.
1967	890,405	63,600	528,242	75,463	362,163	51,738
1968	884,123	63,151	519,426	74,203	374,697	53,528
1969	921,972	65,855	521,133	74,447	400,839	57,262
1970	843,342	60,238	483,234	69,033	360,108	51,444
1971	932,267	66,590	550,578	78,654	381,589	54,512
1972	880,545	62,896	467,686	66,812	421,859	60,266
1973	839,914	59,993	451,566	64,509	388,348	55,478
1974	829,873	59,277	452,236	64,605	377,637	53,948
1975	767,274	56,805	396,439	56,634	370,935	52,990
1976	714,135	51,010	359,631	51,376	354,504	50,643
1977	665,989	47,570	334,502	47,786	321,487	45,927
1978	850,418	53,151	457,607	57,201	392,811	49,101
1979	939,148	58,697	495,260	61,907	443,915	55,489
1980	808,612	50,538	385,815	48,227	422,797	52,850
1981	891,207	55,700	440,708	55,089	450,499	55,700
1982	467,978	51,998	255,726	51,145	212,252	53,063
1983	896,678	56,042	529,878	66,235	366,800	45,850

LARGEST HOME CROWD TULANE STADIUM

1967	83,437	vs.	Dallas, 11-12 (Lost—10-27)
		vs.	Atlanta, 11-26 (Won—27-24)
1968	84,728	vs.	Dallas, 11-3 (Lost—3-17)
1969	80,636	vs.	Baltimore, 10-19 (Lost—10-30)
1970	77,861	vs.	Los Angeles, 11-1 (Lost—17-30)
1971	83,130	vs.	Minnesota, 11-21 (Lost—10-23)
1972	70,793	vs.	Kansas City, 9-25 (Lost—17-20)
1973	74,770	vs.	Buffalo, 11-4 (Won—13-0)
1974	74,289	vs.	Miami, 11-10 (Lost—0-21)

SUPERDOME

1975	61,497	vs.	Minnesota, 11-16 (Lost—7-20)
1976	61,413	vs.	Dallas, 9-19 (Lost—6-24)
1977	59,023	vs.	Los Angeles, 10-30 (Won—27-26)
1978	70,323	vs.	Atlanta, 11-12 (Lost—17-20)
1979	70,940	vs.	Atlanta, 9-2 (Lost—34-40)
1980	62,651	vs.	Atlanta, 10-19 (Lost—14-41)
1981	64,758	vs.	Pittsburgh, 10-4 (Lost—6-20)
1982	61,709	vs.	Tampa Bay, 12-5 (Lost—10-13)
1983	70,148	vs.	Los Angeles, 12-18 (Lost—24-26)

NOTE: Largest Superdome attendance was 72,434 for first preseason game of 1975 (Houston 13, New Orleans 7). Preseason attendance figures are unofficial.

LARGEST ROAD CROWD

1967	62,670	vs.	New York, 10-8 (Lost—21-27)
1968	71,025	vs.	Cleveland, 11-10 (Lost—17-35)
1969	68,282	vs.	Dallas, 11-9 (Lost—17-33)
1970	66,410	vs.	Los Angeles, 12-6 (Lost—16-34)
1971	73,610	vs.	Los Angeles, 12-5 (Lost—28-45)
1972	66,303	vs.	Los Angeles, 9-17 (Lost—14-34)
1973	70,358	vs.	Los Angeles, 11-11 (Lost—7-29)
1974	64,178	vs.	Los Angeles, 9-22 (Lost—0-24)
1975	60,771	vs.	Los Angeles, 10-26 (Lost—14-38)
1976	61,685	vs.	Seattle, 11-21 (Won—51-27)
1977	53,482	vs.	Philadelphia, 11-6 (Lost—7-28)
1978	57,920	vs.	Dallas, 11-19 (Lost—7-27)
1979	74,482	vs.	Denver, 11-4 (Lost—3-10)
1980	78,147	vs.	Detroit, 10-12 (Lost—13-24)
1981	76,059	vs.	Cleveland, 10-18 (Lost—17-20)
1982	64,506	vs.	Dallas, 12-19 (Lost—7-21)
1983	62,136	vs.	Dallas, 9-25 (Lost—20-21)

Saints Individual Records

SCORING

MOST POINTS

Lifetime	—	243	Charlie Durkee, 1967-68, 1971-72 (52 FG's, 87 PAT's)
Season	—	99	Tom Dempsey, 1969 (22 FG's, 33 PAT's)
Game	—	18	Walt Roberts vs. Philadelphia, 11-5-67 (3 TD's)
		18	Dan Abramowicz vs. San Francisco, 9-26-71 (3 TD's)
		18	Archie Manning vs. Chicago, 10-2-77 (3 TD's)
		18	Chuck Muncie vs. San Francisco, 11-11-79 (3 TD's)
		18	George Rogers at Los Angeles, 11-8-81 (3 TD's)
		18	Wayne Wilson vs. Atlanta, 1-2-83 (3 TD's)

MOST CONSECUTIVE GAMES SCORING

41	Charlie Durkee (first game 1967 through 14th game 1968; last 12 games 1971 through first game 1972.)
----	--

MOST TOUCHDOWNS

Lifetime	—	37	Dan Abramowicz, 1967-73
Season	—	13	George Rogers, 1981
Game	—	3	Walt Roberts vs. Philadelphia, 11-15-67
		3	Dan Abramowicz vs. San Francisco, 9-26-71
		3	Archie Manning vs. Chicago, 10-2-77
		3	Chuck Muncie vs. San Francisco, 11-11-79
		3	George Rogers at Los Angeles, 11-8-81
		3	Wayne Wilson vs. Atlanta, 1-2-83

MOST FIELD GOALS

Lifetime	—	52	Charlie Durkee, 1967-68; 1971-72 (101 Attempts)
Season	—	22	Tom Dempsey, 1969 (41 Attempts)
Game	—	6	Garo Yepremian, at Tampa Bay, 10-14-79 (6 Attempts)

LONGEST FIELD GOAL

63	Tom Dempsey vs. Detroit, 11-8-70 (NFL Record)
----	---

MOST POINTS AFTER TOUCHDOWN

Lifetime	—	87	Charlie Durkee, 1967-68; 1971-72 (88 Attempts)
Season	—	39	Garo Yepremian, 1979 (40 Attempts)
Game	—	6	Rich Szaro, at Seattle, 11-21-76 (6 Attempts)

MOST CONSECUTIVE POINTS AFTER TOUCHDOWN

66	Charlie Durkee, 1967-68, 1971
----	-------------------------------

MOST FIELD GOAL ATTEMPTS (One Game)

7	Tom Dempsey vs. Philadelphia, 11-30-69 (Made 4)
---	---

MOST CONSECUTIVE FIELD GOALS

11	Rich Szaro, 1976
----	------------------

RECEIVING

MOST PASSES CAUGHT

Lifetime	—	309	Dan Abramowicz, 1967-73
Season	—	74	Tony Galbreath, 1978
Game	—	14	Tony Galbreath at Green Bay, 9-10-78

MOST TOUCHDOWN PASSES CAUGHT

Lifetime	—	37	Dan Abramowicz, 1967-73
Season	—	9	Henry Childs, 1977
Game	—	3	Dan Abramowicz vs. San Francisco, 9-26-71

MOST YARDS GAINED RECEIVING

Lifetime	—	4,875	Dan Abramowicz 1967-73
Season	—	1,069	Wes Chandler, 1979 (65 catches)
Game	—	205	Wes Chandler vs. Atlanta, 9-2-79 (6 catches)

LONGEST PASS RECEIVED

96	Walt Roberts from Billy Kilmer at Philadelphia 11-19-67
----	---

PUNTING

MOST PUNTS

Lifetime	—	447	Tom Blanchard, 1974-78 (41.3 Avg.)
Season	—	101	Tom Blanchard, 1976 (39.3 Avg.)
Game	—	12	Tom Blanchard vs. Minnesota, 11-16-75 (42.9 Avg.)

PASSING

MOST PASSES COMPLETED

Lifetime	—	1,849	Archie Manning, 1971-82 (3,328 Attempts)
Season	—	309	Archie Manning, 1980 (509 Attempts)
Game	—	33	Archie Manning at Green Bay, 9-10-78

MOST PASSES ATTEMPTED

Lifetime	—	3,335	Archie Manning, 1971-82 (Completed 1,848)
Season	—	509	Archie Manning, 1980 (Completed 309)
Game	—	53	Archie Manning at Green Bay, 9-10-78 (Completed 33)

MOST PASSES HAD INTERCEPTED

Lifetime	—	156	Archie Manning, 1971-82 (3,328 Att., 1,848 Comp.)
Season	—	21	Archie Manning, 1972 (448 Att.)
Game	—	5	Archie Manning vs. Atlanta, 9-16-73 (13 Att.)
		5	Archie Manning vs. Los Angeles, 10-7-79 (32 Att.)

MOST YARDS GAINED PASSING

Lifetime	—	21,734	Archie Manning, 1971-82 (3,328 Att., 1,848 Comp.)
Season	—	3,716	Archie Manning, 1980 (509 Att., 309 Comp.)
Game	—	377	Archie Manning at San Francisco, 12-7-80 (38 Att., 24 Comp.)

LONGEST TOUCHDOWN PASS

80	Bill Kilmer to Dan Abramowicz at Washington, 12-17-67
----	---

LONGEST NON-SCORING PASS

96	Bill Kilmer to Walt Roberts at Philadelphia, 11-19-67
----	---

MOST TOUCHDOWN PASSES

Lifetime	—	115	Archie Manning, 1971-81
Season	—	23	Archie Manning, 1980
Game	—	6	Bill Kilmer at St. Louis, 11-2-69

BEST PASSING PERCENTAGE

Lifetime	—	58.6	Ken Stabler, 1982-83, (293 Comp., 500 Att.)
Season	—	61.9	Ken Stabler, 1982 (117 Comp., 189 Att.)
Game	—	78.6	Archie Manning at Tampa Bay, 10-14-79 (11 Comp., 14 Att.)

MOST TIMES THROWN ATTEMPTING TO PASS

Game	—	9	Dave Wilson at San Francisco, 11-13-83
------	---	---	--

MOST YARDS LOST ATTEMPTING TO PASS

Game	—	81	Archie Manning vs. San Diego, 10-9-77
------	---	----	---------------------------------------

RUSHING

MOST ATTEMPTS

Lifetime	—	787	Chuck Muncie, 1976-80, (3,386 yds., 4.3 Avg.)
Season	—	378	George Rogers, 1981 (1,674 yds., 4.4 Avg.)
Game	—	34	Wayne Wilson vs. Miami, 10-2-83 (160 yds., 4.7 Avg.)

MOST YARDS GAINED

Lifetime	—	3,386	Chuck Muncie, 1976-80, (787 Att., 4.3 Avg.)
Season	—	1,674	George Rogers, 1981 (378 Att., 4.4 Avg.)
Game	—	206	George Rogers vs. St. Louis, 9-4-83 (24 Att., 8.6 Avg.)

LONGEST SCORING RUN FROM SCRIMMAGE

79	George Rogers vs. Cleveland, 10-18-81
----	---------------------------------------

LONGEST NON-SCORING RUN FROM SCRIMMAGE

73	George Rogers vs. Philadelphia, 10-11-81
----	--

BEST AVERAGE (100 or more Attempts)

Season	—	5.0	Chuck Muncie, 1979 (Gained 1,198 yards, 238 Att.)
--------	---	-----	---

BEST AVERAGE (8 or more Attempts)

Game	—	10.5	Tony Galbreath vs. K.C., 9-26-76
------	---	------	----------------------------------

TOTAL OFFENSE

MOST RUNNING AND PASSING PLAYS

Game	—	54	Archie Manning at Green Bay, 9-10-78
		54	Archie Manning vs. New England, 12-19-72

MOST TOTAL YARDS (does not include yds. lost attempting to pass)

Game	—	381	Archie Manning at San Francisco, 12-7-80 (377 passing, 4 rushing)
------	---	-----	---

BEST AVERAGE GAIN PER PLAY (10 or more plays)

Game	—	13.0	Bill Kilmer at Philadelphia, 11-19-67 (12 plays for 156 yds.)
------	---	------	---

RETURNS, INTERCEPTIONS, RECOVERIES

MOST PUNT RETURNS

Lifetime	—	97	Jeff Groth, 1979-83 (855 yards)
Season	—	39	Jeff Groth, 1983 (275 yards)
Game	—	6	Pete Athas vs. Houston, 10-3-76 (161 yards)
		6	Jeff Groth at San Francisco, 9-27-81 (91 yards)
		6	Jeff Groth at Tampa Bay, 10-23-83 (43 yards)

MOST YARDS PUNTS RETURNED

Lifetime	—	855	Jeff Groth, 1979-83 (97 Returns)
Season	—	436	Jeff Groth, 1981 (37 Returns)
Game	—	161	Pete Athas vs. Houston, 10-3-76

LONGEST PUNT RETURN

61	Pete Athas vs. Houston, 10-3-76
----	---------------------------------

MOST KICKOFF RETURNS

Lifetime	—	124	Rich Mauti, 1977-83 (2,836 yards)
Season	—	43	Margene Adkins, 1972 (1,020 yards)
Game	—	6	Walt Roberts at Baltimore, 12-10-67 (123 yards)
		6	Rich Mauti vs. Atlanta, 10-19-80 (137 yards)
		6	Rich Mauti vs. Philadelphia, 9-16-79 (131 yards)
		6	Jimmy Rogers vs. Philadelphia, 11-9-80 (138 yards)
		6	Jimmy Rogers at San Francisco, 12-7-80 (127 yards)
		6	Jimmy Rogers vs. New England, 12-21-80 (118 yards)

MOST YARDS ON KICKOFF RETURNS

Lifetime	—	2,836	Rich Mauti, 1977-83 (124 Returns)
Season	—	1,020	Margene Adkins, 1972 (43 Returns)
Game	—	172	John Gilliam vs. Los Angeles, 9-17-67 (4 Returns)

LONGEST KICKOFF RETURN

94	John Gilliam vs. Los Angeles, 9-17-67 (TD)
----	--

MOST PASS INTERCEPTIONS

Lifetime	—	36	Tommy Myers, 1972-82 (Returned 621 yards)
Season	—	10	Dave Whitsell, 1967 (Returned 178 yards)
Game	—	3	Tommy Myers vs. Minnesota, 9-3-78

MOST YARDS INTERCEPTION RETURNED

Lifetime	—	621	Tommy Myers, 1972-82 (36 Returns)
Season	—	178	Dave Whitsell, 1967 (10 Interceptions)
Game	—	151	Tommy Myers vs. Minnesota, 9-3-78 (3 Returns)

LONGEST INTERCEPTION RETURN

97	Tommy Myers vs. Minnesota, 9-3-78 (TD)
----	--

MOST OPPONENTS' FUMBLES RECOVERED

Lifetime	—	10	Bob Pollard, 1971-76
Season	—	5	Joe Federspiel 1975
Game	—	5	Maurice Spencer, 1976
		3	Maurice Spencer vs. Atlanta, 10-10-76

MOST TIMES FUMBLED

Lifetime	—	57	Archie Manning, 1971-75, 1977-82
Season	—	9	Archie Manning, 1972 and 1973
Game	—	9	Howard Stevens, 1973
		3	Bill Kilmer at St. Louis, 12-3-67
		3	Bill Kilmer vs. Cleveland, 10-12-69
		3	Howard Stevens at Dallas, 9-24-73

Saints Team Records

*Records set as a result of the (1982) nine-game season.

OFFENSE

MOST YARDS GAINED

Season — 5,627 1979
Game — 519 at San Francisco, 12-7-80 (143 Rush, 376 Pass)

MOST YARDS GAINED RUSHING

Season — 3,648 1980
Game — 376 at San Francisco, 12-7-80

FEWEST YARDS GAINED (Total Offense)

Season — 2,655 1982*
Game — 3,189 1975
60 vs. Minnesota, 11-16-75 (67 Rush, -7 Passing)

FEWEST YARDS GAINED RUSHING

Season — 1,193 1967
Game — 7 vs. San Francisco, 10-1-72

FEWEST YARDS GAINED PASSING

Season — 1,398 1982*
Game — 1,547 1975
-15 at San Francisco, 10-21-73

MOST RUSHING ATTEMPTS

Season — 595 1983
Game — 55 at Atlanta, 10-20-74
55 at San Francisco, 10-15-78

HIGHEST AVERAGE PER RUSH

Season — 4.5 1979
Game — 6.8 at K.C., 9-26-76
6.8 vs. St. Louis, 9-4-83

MOST TOTAL PLAYS

Season — 1,035 1981
Game — 86 vs. Green Bay, 10-12-75

HIGHEST AVERAGE GAIN PER OFFENSIVE PLAY

Season — 5.7 1979
Game — 8.1 vs. Atlanta, 9-2-79

FIRST DOWN

MOST FIRST DOWNS

Season — 315 1979
Game — 32 vs. Atlanta, 01-02-83

FEWEST FIRST DOWNS

Season — 173 1982*
Game — 183 1970
2 at San Francisco, 10-21-73

MOST FIRST DOWNS RUSHING

Season — 160 1979
Game — 19 at Seattle, 11-21-76

MOST FIRST DOWNS PASSING

Season — 183 1980
Game — 18 vs. Tampa Bay, 12-05-82

MOST FIRST DOWNS BY PENALTIES

Season — 31 1969 and 1971
Game — 5 4 Times (last time at Atl., 12-12-82)

SCORING

MOST POINTS

Season — 370 1979
Game — 51 at Seattle, 11-21-76
51 at St. Louis, 11-2-69
Half — 42 at Tampa Bay, 10-14-79
Quarter — 28 at Seattle, 11-21-76
28 vs. Oakland, 12-3-79

MOST TOUCHDOWNS

Season — 46 1979
Game — 6 at St. Louis, 11-2-69
6 at Seattle, 11-21-76
6 at Chicago, 10-2-77
6 at Tampa Bay, 10-14-79

MOST POINTS AFTER TOUCHDOWN

Season — 44 1979
Game — 6 at Seattle, 11-21-76
6 at Chicago, 10-2-77
6 at Tampa Bay, 10-14-79

MOST TOUCHDOWNS RUSHING

Season — 28 1979
Game — 5 at Tampa Bay, 10-14-79

MOST TOUCHDOWNS PASSING

Season — 26 1980 (566 Attempts)
Game — 6 at St. Louis, 11-2-69

MOST FIELD GOALS

Season — 22 1969
Game — 5 vs. Green Bay (Mil.) 11-28-71

LARGEST MARGIN OF VICTORY

Game — 30 Saints 30, Atlanta 0, 10-10-76

MOST CONSECUTIVE GAMES SCORING

43 (First game 1967 through first game 1970)

FEWEST POINTS SCORED

Season — 129 1982*
163 1973

		LONGEST WINNING STREAK
Game	— 3	1969 (Began with 25-24 win over New York Giants, 11-16-69 and ended with 45-17 loss to Atlanta, 12-7-69); 1978 (Began with 14-7 win over San Francisco 10-15-78 and ended with 20-14 loss to Pittsburgh, 11-5-78); and 1979 (Began with 42-14 win at Tampa Bay, 10-14-79, and ended with 10-3 loss at Denver, 11-4-79).
	14	LONGEST LOSING STREAK (First games of 1980)

PASSING

		MOST PASSES COMPLETED
Season	— 334	1980 (566 Attempts)
Game	— 33	vs. Green Bay, 9-10-78 (53 Attempts)
		MOST PASSES ATTEMPTED
Season	— 566	1980 (334 Completions)
Game	— 53	at Green Bay, 9-10-78 (33 Completions)
		BEST COMPLETION PERCENTAGE (10 or more passes)
Season	— .614	1978 (479 Attempts, 294 Completions)
Game	— .800	at Tampa Bay, 10-14-79 (12 of 15)
		FEWEST PASSES COMPLETED
Season	— 137	1982*
Game	— 163	1973
	2	at San Francisco, 10-15-78
		FEWEST PASSES ATTEMPTED
Season	— 248	1982*
Game	— 321	1977
	4	at San Francisco, 10-15-78 (2 Completions)
		LOWEST COMPLETION PERCENTAGE
Season	— .462	1975 (392 Attempts, 181 Completions)
		MOST PASSES HAD INTERCEPTED
Season	— 29	1968 (439 Attempts)
Game	— 6	vs. Atlanta, 9-16-73 (24 Attempts)
		MOST TIMES SAINTS PASSERS THROWN FOR LOSSES
Season	— 53	1975
Game	— 9	vs. Los Angeles, 10-24-76
	9	at San Francisco, 11-13-83
		MOST YARDS LOST ATTEMPTING TO PASS
Season	— 416	1975
Game	— 81	vs. San Diego, 10-9-77

INTERCEPTIONS

		MOST PASSES INTERCEPTED
Season	— 26	1979
Game	— 4	vs. Pittsburgh, 10-29-67; vs. Philadelphia, 11-30-69; vs. Chicago, 12-20-70; at Baltimore, 9-30-73; vs. Minnesota, 9-3-78; vs. Detroit, 10-21-79; at Los Angeles, 11-8-81; at Dallas, 9-25-83

		FEWEST PASSES INTERCEPTED
Season	— 9	1982*
	12	1976, 1980

		MOST YARDS INTERCEPTIONS RETURNED
Season	— 412	1983 (23 Returns)
Game	— 176	vs. Minnesota, 9-3-78 (4 Interceptions)

FUMBLES

		MOST FUMBLES
Season	— 40	1981
Game	— 7	at Los Angeles, 11-8-81

		FEWEST FUMBLES
Season	— 17	1982*
	19	1968

		MOST OPPONENTS' FUMBLES RECOVERED
Season	— 27	1976
Game	— 5	vs. Dallas, 11-3-68; vs. Cleveland, 12-12-71; at Atlanta, 11-25-79

		MOST FUMBLES LOST
Game	— 4	vs. Minnesota, 10-13-68

PUNT RETURNS

		MOST PUNT RETURNS
Game	— 6	vs. Houston, 10-3-76
		at San Francisco, 9-27-81
		at Tampa Bay, 10-23-83

		MOST YARDS PUNTS RETURNED
Game	— 161	vs. Houston, 10-3-76 (6 Returns)

KICKOFF RETURNS

		MOST KICKOFF RETURNS
Game	— 9	at Philadelphia, 11-19-67 (231 yards)
	9	vs. San Francisco, 10-1-72 (201 yards)

		MOST YARDS KICKOFFS RETURNED
Game	— 231	at Philadelphia, 11-19-67 (9 Returns)

PUNTING

		MOST PUNTS
Season	— 101	1976
Game	— 12	vs. Minnesota, 11-16-75

		FEWEST PUNTS
Season	— 46	1982*
Game	— 0	vs. Atlanta, 1-2-83

PENALTIES

Season	—	112	1978 (1044 yards)
Game	—	14	vs. Minnesota, 9-3-78 (132 yards) vs. St. Louis, 9-4-83 (101 yards)

MOST YARDS PENALIZED

Season	—	1,044	1978 (112 Penalties)
Game	—	142	at New York, 10-6-68 (12 Penalties)

FEWEST PENALTIES

Season	—	58	1973 (516 yards)
Game	—	1	Seven Times (Last time vs. Green Bay, 12-13-81)

FEWEST YARDS PENALIZED

Season	—	514	1982 (64 Penalties)
		515	1973 (58 Penalties)

DEFENSE

MOST POINTS ALLOWED

Season	—	487	1980
Game	—	62	Atlanta 62 at Saints, 7, 9-16-73
Half	—	38	vs. Atlanta, 9-16-73
Quarter	—	28	at Philadelphia, 11-19-67; at Chicago, 10-10-71; vs. Los Angeles, 10-7-79

FEWEST POINTS ALLOWED

Season	—	160	1982*
		263	1974
Game	—	0	Buffalo at Saints 13, 11-4-73; St. Louis at Saints 14, 12-8-74; Atlanta at Saints 30, 10-10-76; Saints 10 at Chicago, 9-19-82

MOST YARDS ALLOWED

Season	—	6,218	1980
Game	—	552	vs. Atlanta, 9-2-79

FEWEST YARDS ALLOWED

Season	—	2,607	1982*
		3,795	1974
Game	—	150	vs. St. Louis, 9-12-82

MOST YARDS ALLOWED RUSHING

Season	—	3,106	1980
Game	—	340	vs. Los Angeles, 11-25-73

FEWEST YARDS ALLOWED RUSHING

Season	—	974	1982*
		1,758	1974
Game	—	24	vs. Washington, 10-28-73

FEWEST RUSHES ATTEMPTED

Season	—	255	1982*
		419	1969
Game	—	14	vs. Philadelphia, 11-30-69 (90 yards)

LOWEST YIELD — YARDS PER RUSH

Season	—	3.8	1975, 1982
Game	—	1.3	vs. Washington, 10-28-73

MOST YARDS ALLOWED PASSING

Season	—	3,183	1969
Game	—	391	at Seattle, 11-18-79

FEWEST YARDS ALLOWED PASSING

Season	—	1,633	1982 *
		1,893	1977
Game	—	16	at New England, 12-4-83

FEWEST PASSES ATTEMPTED

Season	—	245	1982 (149 Completions)*
		333	1971 (175 Completions)
Game	—	12	vs. Oakland, 11-7-71 (6 Completions)
		12	vs. St. Louis, 9-4-83 (7 Completions)

FEWEST COMPLETIONS ALLOWED

Season	—	149	1982 (245 Attempts)*
		152	1968 (366 Attempts)
Game	—	3	at New England, 12-4-83 (10 Attempts)

LOWEST PCT. OPPONENTS' PASSES COMPLETED

Season	—	41.8	1968 (153 of 366)
Game	—	.250	vs. Chicago, 12-1-68 (5 of 20)

MOST TIMES TACKLED OPPONENTS' PASSER

Season	—	56	1983
Game	—	8	vs. Chicago, 9-18-83 (73 yards)

MOST YARDS LOST BY OPPONENTS' PASSER

Season	—	437	1983 (56 Sacks)
Game	—	73	vs. Chicago, 9-18-83 (8 Sacks)

FEWEST TIMES TACKLED OPPONENTS' PASSER

Season	—	17	1970 (136 Yards)
---------------	---	----	------------------

FEWEST YARDS LOST BY OPPONENTS' PASSER

Season	—	136	1970 (17 Sacks)
---------------	---	-----	-----------------

FEWEST OFFENSIVE PLAYS (Rush and Pass)

Season	—	531	1982*
		823	1969
Game	—	45	at Philadelphia, 12-8-68

GREATEST MARGIN OF DEFEAT

		55	Atlanta 62, at Saints 7, 9-16-73
--	--	----	----------------------------------

OPPONENTS INDIVIDUAL RECORDS

TOTAL OFFENSE

MOST TOTAL PLAYS

51, Jack Concannon, Chicago, 12-20-70

MOST YARDS GAINED

389, Fran Tarkenton, New York, 10-8-67

MOST YARDS PER PLAY (10 or More Plays)

11.7, Bart Starr, Green Bay, 11-17-68

RUSHING

MOST RUSHES

30, William Andrews, Atlanta, 9-2-79

MOST YARDS GAINED

247, Willie Ellison, Los Angeles, 12-5-81

MOST YARDS PER RUSH (8 or More Carries)

11.0, Terry Bradshaw, 11-25-74 (99 yards, 9 Carries)

LONGEST SCORING RUN**80**, Willie Ellison, Los Angeles, 12-5-71**LONGEST NON-SCORING RUN****65**, Leroy Kelly, Cleveland, 11-10-68**PASSING****MOST ATTEMPTS****50**, Jack Concannon, Chicago, 12-20-70**MOST COMPLETIONS****28**, Fran Tarkenton, Minnesota, 9-3-78**28**, Phil Simms, New York Giants, 9-20-81**MOST HAD INTERCEPTED****4**, Kent Nix, Pittsburgh, 10-29-67**4**, Norm Snead, Philadelphia, 11-30-69**4**, Fran Tarkenton, Minnesota, 9-3-78**4**, Dan Pastorini, Los Angeles, 11-8-81**MOST YARDS GAINED****384**, Jim Zorn, at Seattle, 11-18-79**BEST PERCENTAGE****90.9**, Scott Hunter, Atlanta, 10-31-76 (10 of 11)**MOST TOUCHDOWNS****6**, Charley Johnson, St. Louis, 11-2-69**LONGEST SCORING PASS****88**, Bob Berry to Harmon Wages, Atlanta 12-7-69**LONGEST NON-SCORING PASS****84**, Bob Berry to Ken Burrow, Atlanta, 12-19-72**PASS RECEIVING****MOST RECEPTIONS****12**, Rickey Young, Minnesota, 9-3-78**MOST YARDS GAINED****190**, Ken Burrow, Atlanta, 12-19-71**MOST TOUCHDOWNS****4**, Dave Williams, St. Louis 11-2-69**PUNTING****MOST PUNTS****10**, John James, Atlanta, 10-24-74**BEST AVERAGE (5 or More)****53.4**, Ron Widby, Dallas, 11-3-68**LONGEST PUNT****84**, Ron Widby, Dallas, 11-3-68**PUNT RETURNS****MOST RETURNS****10**, Mike Nelms, Washington, 12-26-82**MOST YARDS RETURNED****143**, Chuck Latourette, St. Louis, 9-29-68**KICKOFF RETURNS****MOST KICKOFF RETURNS****7**, Dennis Pearson, Atlanta, 9-2-79**MOST YARDS RETURNED****189**, Dave Hampton, Green Bay, 11-28-71**LONGEST RETURN****105**, Travis Williams, Los Angeles, 12-5-71**SCORING****MOST FIELD GOALS****6**, Bobby Howfield, New York Jets, 12-3-72**6**, Ray Wersching, San Francisco, 10-16-83**MOST TOUCHDOWNS****4**, Dave Williams, St. Louis, 11-2-69**LONGEST FIELD GOAL****55** Joe Danelo, New York Giants, 9-20-81**52**, Ray Wersching, San Francisco, 10-16-83**52** Mark Moseley, Washington, 10-26-80**51** Bill Capece, Tampa Bay, 11-29-81**MOST POINTS****24**, Dave Williams, St. Louis, 11-2-69**INTERCEPTIONS****MOST INTERCEPTIONS****3**, Pat Thomas, Los Angeles, 10-7-79**MOST YARDS RETURNED****93**, Ross Fichtner, Cleveland, 10-1-67**LONGEST RETURN****88**, Ross Fichtner, Cleveland, 10-1-67#**69**, Jeremiah Castille, Tampa Bay, 10-23-83**64**, Lem Barney, Detroit, 11-19-72

#Lateral from Erich Barnes

OPPONENTS TEAM RECORDS

SCORING**MOST POINTS SCORED****62**, Atlanta, 9-16-73**TOTAL OFFENSE****MOST RUSHING AND PASSING PLAYS****87**, vs. Atlanta, 9-2-79**MOST YARDS****552**, vs. Atlanta, 9-2-79**BEST AVERAGE GAIN****8.1**, at St. Louis, 11-2-69**RUSHING OFFENSE****MOST RUSHES****62**, vs. St. Louis, 10-4-80**MOST YARDS****340**, vs. Los Angeles, 11-25-73**BEST AVERAGE GAIN****7.53**, at Los Angeles, 12-5-71**PASSING OFFENSE****MOST ATTEMPTS****51**, Chicago, 12-20-70**MOST COMPLETIONS****28**, vs. Minnesota, 9-3-78**28**, at New York Giants, 9-20-81**MOST HAD INTERCEPTED****4**, Eight Times (Last Time at Dallas, 9-25-**MOST YARDS GAINED****374**, at St. Louis, 11-2-69**BEST PERCENTAGE****.905**, vs. Green Bay, 12-13-81 (19 of 21)**MOST TOUCHDOWNS****6**, at St. Louis, 11-2-69**FIRST DOWNS****MOST FIRST DOWNS****35**, vs. Atlanta, 9-2-79**MOST RUSHING****23**, vs. St. Louis, 10-4-80**MOST PASSING****22**, at San Francisco, 11-13-83**MOST BY PENALTIES****5**, at New York Giants, 10-6-68**5**, at Los Angeles, 12-5-71**PUNTING****MOST PUNTS****10**, at Atlanta, 10-20-74

TWO-TEAM RECORDS

SCORING**93**, New Orleans 51, at St. Louis 42, 11-2-69**RUSHING OFFENSE****MOST RUSHES****86**, New Orleans 39, at Atlanta 47, 12-16-73**PASSING OFFENSE****719**, New Orleans 374 at St. Louis 345, 11-2-69**MOST PASSES ATTEMPTED****82**, New Orleans 46 at Philadelphia 36,

10-20-69

82, New Orleans 31, Chicago 51, 12-20-70**MOST PASSES COMPLETED****49**, New Orleans 28, Philadelphia 21, 11-9-80**MOST HAD INTERCEPTED****8**, New Orleans 4, Chicago 4, 12-20-70**MOST TOUCHDOWNS****12**, New Orleans 6 at St. Louis 6, 11-2-69**FUMBLES****MOST FUMBLES****10**, Cleveland 7 at New Orleans 3, 12-21-71**MOST FUMBLES LOST****8**, Cleveland 5 at New Orleans 3, 12-12-71**BEST AVERAGE****53.4**, Dallas, 1-3-68**PUNT RETURNS****MOST RETURNS****10**, Washington, 12-26-82**MOST YARDS RETURNED****143**, St. Louis, 9-29-68**KICKOFF RETURNS****MOST RETURNS****8**, Washington, 9-22-68; vs. Atlanta 9-2-79**MOST YARDS RETURNED****190**, at San Francisco, 10-22-67**FUMBLES****MOST FUMBLES****7**, Cleveland, 12-21-71; at Los Angeles,

12-16-79

MOST FUMBLES LOST TO NEW ORLEANS**5**, Three Times (Last Time, Atlanta, 10-15-72)**PENALTIES****MOST PENALTIES****14**, at Los Angeles, 12-5-71**MOST YARDS PENALIZED****195**, Pittsburgh, 11-25-74**PENALTIES****MOST YARDS PENALIZED****214**, at New Orleans 132, Minnesota 82, 9-3-78**FEWEST YARDS PENALIZED****15**, New Orleans 5 vs. Dallas 10, 9-28-69**FIRST DOWNS****MOST FIRST DOWNS****58**, New Orleans 23 vs. Atlanta 35, 9-2-79**FEWEST FIRST DOWNS****20**, New Orleans 8, Minnesota 12, 9-12-70**DEFENSIVE RECORDS****FEWEST POINTS SCORED****7**, New England 7, New Orleans 0, 12-4-83**FEWEST YARDS — TOTAL OFFENSE****379**, San Francisco 295, New Orleans 84,

10-1-72

FEWEST YARDS RUSHING OFFENSE**133**, San Francisco 126, New Orleans 7, 10-1-72**FEWEST YARDS PASSING OFFENSE****87**, Atlanta 63, at New Orleans 24, 9-29-74

NFL DIRECTORY

COMMISSIONER'S OFFICE

PETE ROZELLE	Commissioner
DON WEISS	Executive Director
JOE RHEIN	Director of Administration
JOHN SCHOEMER	Treasurer
JAY MOYER	Counsel to Commissioner
BOB GOODRUM	Special Assistant to Commissioner
JAN VAN DUSER	Director of Operations
JOEL BUSSERT	Director of Player Personnel
WARREN WELSH	Director of Security
CHARLES JACKSON	Assistant Director of Security
JIM HEFFERNAN	Director of Public Relations
VAL PINCHBECK	Director of Broadcasting
JOE BROWNE	Director of Information
ART MCNALLY	Supervisor of Officials
JACK READER	Assistant Director of Officials
NICK SKORICH	Assistant Director of Officials
STU KIRKPATRICK	Officiating Assistant
JIM STEEG	Director of Special Events
SUSAN MCCANN	Assistant Director of Special Events
WAYNE ROSEN	Director of Personnel
TOM SULLIVAN	Chief Accountant

AMERICAN FOOTBALL CONFERENCE

LAMAR HUNT	President
AL WARD	Assistant to the President
FRAN CONNORS	Director of Information

NATIONAL FOOTBALL CONFERENCE

MICHAEL MCCASKEY	President
BILL GRANHOLM	Assistant to the President
DICK MAXWELL	Director of Information

SUPER BOWL RESULTS

1966—Green Bay 35, Kansas City 10 at Los Angeles, Calif.
 1967—Green Bay 33, Oakland 14 at Miami, Fla.
 1968—New York Jets 16, Baltimore 7 at Miami, Fla.
 1969—Kansas City 23, Minnesota 7 at NEW ORLEANS, LA.
 1970—Baltimore 16, Dallas 13 at Miami, Fla.
 1971—Dallas 24, Miami 3 at NEW ORLEANS, LA.
 1972—Miami 14, Washington 7 at Los Angeles, Calif.
 1973—Miami 24, Minnesota 7 at Houston, Tex.
 1974—Pittsburgh 16, Minnesota 6 at NEW ORLEANS, LA.
 1975—Pittsburgh 21, Dallas 17 at Miami, Fla.
 1976—Oakland 32, Minnesota 14 at Pasadena, Calif.
 1977—Dallas 27, Denver 10 at NEW ORLEANS, LA.
 1978—Pittsburgh 35, Dallas 31 at Miami, Fla.
 1979—Pittsburgh 31, Los Angeles 19 at Pasadena, Calif.
 1980—Oakland 27, Philadelphia 10 at NEW ORLEANS, LA.
 1981—San Francisco 26, Cincinnati 21 at Pontiac, Mich.
 1982—Washington 27, Miami 17 at Pasadena, Calif.
 1983—L.A. Raiders 38, Washington 9 at Tampa, Fla.

NFL 1983 STANDINGS

AFC

EASTERN DIVISION

	W	L	T	Pct.	Pts.	OP
** Miami	12	4	0	.750	389	250
New England	8	8	0	.500	274	289
Buffalo	8	8	0	.500	283	251
Baltimore	7	9	0	.438	264	354
N.Y. Jets	7	9	0	.438	313	331

CENTRAL DIVISION

** Pittsburgh	10	6	0	.625	355	303
Cleveland	9	7	0	.563	356	342
Cincinnati	7	9	0	.438	346	302
Houston	2	14	0	.125	288	460

WESTERN DIVISION

** L.A. Raiders	12	4	0	.750	442	338
* Seattle	9	7	0	.563	403	397
* Denver	9	7	0	.563	302	327
San Diego	6	10	0	.375	358	462
Kansas City	6	10	0	.375	386	367

NFC

EASTERN DIVISION

** Washington	14	2	0	.875	541	332
* Dallas	12	4	0	.750	479	360
St. Louis	8	7	1	.531	374	428
Philadelphia	5	11	0	.313	233	322
N.Y. Giants	3	12	1	.219	267	347

CENTRAL DIVISION

** Detroit	9	7	0	.563	347	286
Green Bay	8	8	0	.500	429	439
Chicago	8	8	9	.500	311	301
Minnesota	8	8	0	.500	316	348
Tampa Bay	2	14	0	.125	241	380

WESTERN DIVISION

** San Francisco	10	6	0	.625	432	293
* L.A. Rams	9	7	0	.563	361	344
New Orleans	8	8	0	.500	319	337
Atlanta	7	9	0	.438	370	389
** Division Champion						
* Wild Card Playoff Team						

1983 NFL Postseason Games

WILD CARD GAMES

SEATTLE 31, Denver 7 (64,275)

Los Angeles Rams 24, DALLAS 17 (62,118)

DIVISIONAL PLAYOFFS

Seattle 27, MIAMI 20 (74,136)

SAN FRANCISCO 24, Detroit 23 (59,979)

LOS ANGELES RAIDERS 38, Pittsburgh 10 (90,380)

WASHINGTON 51, Los Angeles Rams 7 (54,440)

CONFERENCE CHAMPIONSHIPS

LOS ANGELES RAIDERS 30, Seattle 14 (91,445)

WASHINGTON 24, San Francisco 17 (55,363)

SUPERBOWL XVIII at Tampa Stadium Tampa, Florida

LOS ANGELES RAIDERS 38, Washington 9 (72,920)

AFC-NFC Pro Bowl at Honolulu, Hawaii

NFC 45, AFC 3 (50,445)

RULE CHANGES 1984

These are the changes in playing rules made by NFL Owners, effective 1984:

1. Stipulated that linebackers may wear jersey numerals in the 90s.
2. Limited the procedure in which the referee starts the clock five seconds after a quarterback sack to the last two minutes of a half rather than throughout the entire game.
3. Made it illegal for a defender to take a running start from *beyond* the line of scrimmage in an attempt to block a field goal or point after touchdown.
4. Stipulated that a punter, placekicker or holder is to be penalized for unsportsmanlike conduct if he simulates being roughed by a defensive player.
5. Clarified the encroachment rule to have it in effect when contact is made by an opponent *prior* to the snap rather than by having a player line up in the neutral zone.
6. Specified that players must wear a one-piece exterior stocking that combines solid white and individual team colors.
7. Permitted offensive players to block opponents with extended arms in the pocket area on running plays. This pocket area includes contact made three yards beyond the line of scrimmage.
8. Clarified acts which will incur a five yard penalty for unsportsmanlike conduct including: any prolonged, excessive or pre-mediated celebration by individual players or groups of players. (Exception: spiking by the scoring player will be allowed.)

1984 NFL PRESEASON SCHEDULE

SATURDAY, JULY 28

Hall of Fame Game
Seattle (AFC) vs. Tampa Bay (NFC)
 Canton, Ohio (ABC-TV) 3:30 p.m.

FIRST WEEK

SATURDAY, AUGUST 4

Atlanta at Minnesota 7:00 p.m.
 Buffalo at Seattle 7:30 p.m.
 Cincinnati at New York Jets 8:30 p.m.
 Colts at Miami 8:00 p.m.
 Green Bay at Dallas 8:00 p.m.
 Houston at Tampa Bay 8:00 p.m.
 Los Angeles Raiders at San Francisco 6:00 p.m.
 Los Angeles Rams at San Diego 6:00 p.m.
New Orleans at Kansas City 7:30 p.m.
 New York Giants at New England TBA
 Philadelphia at Detroit 7:00 p.m.
 Pittsburgh at Cleveland 7:30 p.m.
 St. Louis at Chicago 6:00 p.m.
 Washington at Denver 7:00 p.m.

SECOND WEEK

FRIDAY, AUGUST 10

Kansas City at St. Louis 7:30 p.m.
 Los Angeles Raiders at Washington 8:00 p.m.

SATURDAY, AUGUST 11

Atlanta at New Orleans 7:00 p.m.
 Chicago at Green Bay (Milw.) 7:00 p.m.
 Cincinnati at Tampa Bay 8:00 p.m.
 Dallas at San Diego 6:00 p.m.
 Miami at Minnesota 7:00 p.m.
 New England at Buffalo 6:00 p.m.
 New York Giants at Colts 7:00 p.m.
 New York Jets at Houston 8:00 p.m.
 Philadelphia at Pittsburgh 6:00 p.m.
 San Francisco at Denver 7:00 p.m.
 Seattle at Detroit 7:00 p.m.

MONDAY, AUGUST 13

Cleveland at Los Angeles Rams 7:00 p.m.

THIRD WEEK

THURSDAY, AUGUST 16

Pittsburgh at Dallas 8:00 p.m.

FRIDAY, AUGUST 17

New England at Washington 8:00 p.m.
 St. Louis at Seattle 7:30 p.m.

SATURDAY, AUGUST 18

Cincinnati at Chicago 6:00 p.m.
 Cleveland at Kansas City 7:30 p.m.
 Colts at Denver 7:00 p.m.
 Detroit at Buffalo 6:00 p.m.
 Green Bay at Los Angeles Rams 7:00 p.m.
New Orleans at Houston 8:00 p.m.
 New York Jets at New York Giants 8:00 p.m.
 Philadelphia at Minnesota 7:00 p.m.
 San Francisco at San Diego 6:00 p.m.
 Tampa Bay at Atlanta 8:00 p.m.

SUNDAY, AUGUST 19

Miami at Los Angeles Raiders TBA

FOURTH WEEK

THURSDAY, AUGUST 23

Cleveland at Philadelphia 7:00 p.m.
 San Diego at Los Angeles Rams 7:00 p.m.

FRIDAY, AUGUST 24

Denver at Atlanta 8:00 p.m.
 Kansas City at New England TBA
 Detroit at Cincinnati 7:00 p.m.
 Seattle at San Francisco 6:00 p.m.
 Miami at Tampa Bay 8:00 p.m.
 Minnesota at St. Louis 7:30 p.m.
 New York Jets at Los Angeles Raiders 6:00 p.m.

SATURDAY, AUGUST 25

Colts at Green Bay 7:00 p.m.
 Houston at Dallas 7:00 p.m.
 Pittsburgh at New York Giants 8:00 p.m.
Washington at New Orleans (ABC-TV) Noon

SUNDAY, AUGUST 26

Chicago vs. Buffalo at Indianapolis 1:00 p.m.

1984 NFL Schedule

(All times local)

(CBS-TV and NBC-TV doubleheader games to be determined)

SUNDAY, SEPTEMBER 2
(First Weekend)*

Atlanta at New Orleans	12:00
Cincinnati at Denver	2:00
Cleveland at Seattle	1:00
Kansas City at Pittsburgh	1:00
Los Angeles Raiders at Houston	3:00
Miami at Washington	1:00
New England at Buffalo	1:00
New York Jets at Colts	4:00
Philadelphia at New York Giants	1:00
St. Louis at Green Bay	12:00
San Diego at Minnesota	12:00
San Francisco at Detroit	1:00
Tampa Bay at Chicago	12:00

MONDAY, SEPTEMBER 3

Dallas at Los Angeles Rams	6:00
----------------------------	------

THURSDAY, SEPTEMBER 6
(Second Weekend)*

Pittsburgh at New York Jets	9:00
-----------------------------	------

SUNDAY, SEPTEMBER 9

Buffalo at St. Louis	12:00
Cleveland at Los Angeles Rams	1:00
Colts at Houston	3:00
Dallas at New York Giants	1:00
Denver at Chicago	12:00
Detroit at Atlanta	1:00
Green Bay at Los Angeles Raiders	1:00
Kansas City at Cincinnati	1:00
Minnesota at Philadelphia	1:00
New England at Miami	1:00
San Diego at Seattle	1:00
Tampa Bay at New Orleans	12:00

MONDAY, SEPTEMBER 10

Washington at San Francisco	6:00
-----------------------------	------

SUNDAY, SEPTEMBER 16
(Third Weekend)**

Atlanta at Minnesota	12:00
Chicago at Green Bay	12:00
Cincinnati at New York Jets	1:00
Denver at Cleveland	9:00
Detroit at Tampa Bay	4:00
Houston at San Diego	1:00
Los Angeles Raiders at Kansas City	12:00
Los Angeles Rams at Pittsburgh	4:00
New Orleans at San Francisco	1:00
New York Giants at Washington	4:00
Philadelphia at Dallas	3:00
St. Louis at Colts	1:00
Seattle at New England	1:00

MONDAY, SEPTEMBER 17

Miami at Buffalo	9:00
------------------	------

SUNDAY, SEPTEMBER 23
(Fourth Weekend)**

Chicago at Seattle	1:00
Colts at Miami	4:00
Green Bay at Dallas	3:00
Houston at Atlanta	1:00
Kansas City at Denver	2:00
Los Angeles Rams at Cincinnati	1:00
Minnesota at Detroit	1:00
New York Jets at Buffalo	1:00
Pittsburgh at Cleveland	1:00
St. Louis at New Orleans	12:00
San Francisco at Philadelphia	1:00
Tampa Bay at New York Giants	4:00
Washington at New England	1:00

MONDAY, SEPTEMBER 24

San Diego at Los Angeles Raiders	6:00
----------------------------------	------

SUNDAY, SEPTEMBER 30
(Fifth Weekend)**

Atlanta at San Francisco	1:00
Buffalo at Colts	1:00
Cleveland at Kansas City	12:00
Dallas at Chicago	12:00
Detroit at San Diego	1:00
Green Bay at Tampa Bay	4:00
Los Angeles Raiders at Denver	2:00
Miami at St. Louis	12:00
New England at New York Jets	1:00
New Orleans at Houston	3:00
New York Giants at Los Angeles Rams	1:00
Philadelphia at Washington	4:00
Seattle at Minnesota	12:00

MONDAY, OCTOBER 1

Cincinnati at Pittsburgh	9:00
--------------------------	------

SUNDAY, OCTOBER 7
(Sixth Weekend)*

Atlanta at Los Angeles Rams	1:00
Denver at Detroit	1:00
Houston at Cincinnati	4:00
Miami at Pittsburgh	1:00
Minnesota at Tampa Bay	1:00
New England at Cleveland	1:00
New Orleans at Chicago	12:00
New York Jets at Kansas City	12:00
Philadelphia at Buffalo	1:00
St. Louis at Dallas	12:00
San Diego at Green Bay	3:00
Seattle at Los Angeles Raiders	1:00
Washington at Colts	1:00

MONDAY, OCTOBER 8

San Francisco at New York Giants	9:00
----------------------------------	------

SUNDAY, OCTOBER 14
(Seventh Weekend)**

Buffalo at Seattle	1:00
Chicago at St. Louis	12:00
Cincinnati at New England	1:00
Colts at Philadelphia	1:00
Dallas at Washington	4:00
Houston at Miami	1:00
Los Angeles Rams at New Orleans	12:00
Minnesota at Los Angeles Raiders	1:00
New York Giants at Atlanta	1:00
New York Jets at Cleveland	1:00
Pittsburgh at San Francisco	1:00
San Diego at Kansas City	12:00
Tampa Bay at Detroit	1:00

MONDAY, OCTOBER 15

Green Bay at Denver	7:00
---------------------	------

SUNDAY, OCTOBER 21
(Eighth Weekend)*

Chicago at Tampa Bay	1:00
Cleveland at Cincinnati	1:00
Denver at Buffalo	1:00
Detroit at Minnesota	12:00
Kansas City at New York Jets	4:00
Los Angeles Raiders at San Diego	1:00
Miami at New England	1:00
New Orleans at Dallas	8:00
New York Giants at Philadelphia	1:00
Pittsburgh at Colts	1:00
San Francisco at Houston	3:00
Seattle vs. Green Bay at Milwaukee	12:00
Washington at St. Louis	12:00

MONDAY, OCTOBER 22

Los Angeles Rams at Atlanta	9:00
-----------------------------	------

SUNDAY, OCTOBER 28
(Ninth Weekend)**

Atlanta at Pittsburgh	4:00
Buffalo at Miami	4:00
Cincinnati at Houston	12:00
Colts at Dallas	12:00
Denver at Los Angeles Raiders	1:00
Detroit at Green Bay	12:00
Minnesota at Chicago	12:00
New Orleans at Cleveland	1:00
New York Jets at New England	1:00
St. Louis at Philadelphia	1:00
San Francisco at Los Angeles Rams	1:00
Tampa Bay at Kansas City	12:00
Washington at New York Giants	4:00

MONDAY, OCTOBER 29

Seattle at San Diego	6:00
----------------------	------

SUNDAY, NOVEMBER 4
(Tenth Weekend)*

Cincinnati at San Francisco	1:00
Cleveland at Buffalo	1:00

Green Bay at New Orleans	12:00
Houston at Pittsburgh	1:00
Kansas City at Seattle	1:00
Los Angeles Raiders at Chicago	12:00
Los Angeles Rams at St. Louis	3:00
Miami at New York Jets	4:00
New England at Denver	2:00
New York Giants at Dallas	12:00
Philadelphia at Detroit	1:00
San Diego at Colts	1:00
Tampa Bay at Minnesota	12:00

MONDAY, NOVEMBER 5

Atlanta at Washington	9:00
-----------------------	------

SUNDAY, NOVEMBER 11
(Eleventh Weekend)**

Buffalo at New England	1:00
Chicago at Los Angeles Rams	1:00
Colts at New York Jets	1:00
Dallas at St. Louis	12:00
Denver at San Diego	1:00
Detroit at Washington	1:00
Houston at Kansas City	12:00
Minnesota vs. Green Bay at Milwaukee	12:00
New Orleans at Atlanta	1:00
New York Giants at Tampa Bay	4:00
Philadelphia at Miami	1:00
Pittsburgh at Cincinnati	1:00
San Francisco at Cleveland	1:00

MONDAY, NOVEMBER 12

Los Angeles Raiders at Seattle	6:00
--------------------------------	------

SUNDAY, NOVEMBER 18
(Twelfth Weekend)*

Cleveland at Atlanta	1:00
Dallas at Buffalo	1:00
Detroit at Chicago	12:00
Kansas City at Los Angeles Raiders	1:00
Los Angeles Rams at Green Bay (Milw.)	12:00
Miami at San Diego	1:00
Minnesota at Denver	2:00
New England at Colts	1:00
New York Jets at Houston	3:00
St. Louis at New York Giants	1:00
Seattle at Cincinnati	1:00
Tampa Bay at San Francisco	1:00
Washington at Philadelphia	1:00

MONDAY, NOVEMBER 19

Pittsburgh at New Orleans	8:00
---------------------------	------

THURSDAY, NOVEMBER 22
(Thirteenth Weekend)**
(Thanksgiving Day)

Green Bay at Detroit	12:30
New England at Dallas	3:00

SUNDAY, NOVEMBER 25

Atlanta at Cincinnati	1:00
Buffalo at Washington	1:00
Chicago at Minnesota	3:00
Colts at Los Angeles Raiders	1:00

Houston at Cleveland.....	1:00
Kansas City at New York Giants.....	1:00
Los Angeles Rams at Tampa Bay.....	1:00
Philadelphia at St. Louis.....	12:00
San Diego at Pittsburgh.....	1:00
San Francisco at New Orleans.....	3:00
Seattle at Denver.....	2:00

MONDAY, NOVEMBER 26

New York Jets at Miami.....	9:00
-----------------------------	------

**THURSDAY, NOVEMBER 29
(Fourteenth Weekend)***

Washington at Minnesota.....	9:00
------------------------------	------

SUNDAY, DECEMBER 2

Cincinnati at Cleveland.....	1:00
Colts at Buffalo.....	1:00
Dallas at Philadelphia.....	1:00
Denver at Kansas City.....	12:00
Detroit at Seattle.....	1:00
Los Angeles Raiders at Miami.....	4:00
New Orleans at Los Angeles Rams.....	1:00
New York Giants at New York Jets.....	1:00
Pittsburgh at Houston.....	12:00
St. Louis at New England.....	1:00
San Francisco at Atlanta.....	1:00
Tampa Bay at Green Bay.....	12:00

MONDAY, DECEMBER 3

Chicago at San Diego.....	6:00
---------------------------	------

**SATURDAY, DECEMBER 8
(Fifteenth Weekend)****

Buffalo at New York Jets.....	12:03
Minnesota at San Francisco.....	1:00

SUNDAY, DECEMBER 9

Atlanta at Tampa Bay.....	1:00
---------------------------	------

Cincinnati at New Orleans.....	12:00
Cleveland at Pittsburgh.....	1:00
Green Bay at Chicago.....	12:00
Houston at Los Angeles Rams.....	1:00
Miami at Colts.....	1:00
New England at Philadelphia.....	1:00
New York Giants at St. Louis.....	12:00
San Diego at Denver.....	2:00
Seattle at Kansas City.....	12:00
Washington at Dallas.....	3:00

MONDAY, DECEMBER 10

Los Angeles Raiders at Detroit.....	9:00
-------------------------------------	------

**FRIDAY, DECEMBER 14
(Sixteenth Weekend)***

Los Angeles Rams at San Francisco.....	6:00
--	------

SATURDAY, DECEMBER 15

Denver at Seattle.....	1:00
New Orleans at New York Giants.....	12:30

SUNDAY, DECEMBER 16

Buffalo at Cincinnati.....	1:00
Chicago at Detroit.....	1:00
Cleveland at Houston.....	12:00
Colts at New England.....	1:00
Green Bay at Minnesota.....	12:00
Kansas City at San Diego.....	1:00
New York Jets at Tampa Bay.....	1:00
Philadelphia at Atlanta.....	4:00
Pittsburgh at Los Angeles Raiders.....	1:00
St. Louis at Washington.....	1:00

MONDAY, DECEMBER 17

Dallas at Miami.....	9:00
----------------------	------

*NBC-TV Doubleheader Week

**CBS-TV Doubleheader Week

POSTSEASON GAMES

- Sunday, December 12—AFC and NFC First Round Playoffs (NBC and CBS)
- Saturday, December 29—AFC and NFC Divisional Playoffs (NBC and CBS)
- Sunday, December 30—AFC and NFC Divisional Playoffs (NBC and CBS)
- Sunday, January 6—AFC and NFC Championship Games (NBC and CBS)
- Sunday, January 20—Super Bowl XIX at Stanford Stadium, Palo Alto, California (ABC)
- Sunday, January 27—AFC-NFC Pro Bowl, Honolulu, Hawaii (ABC)

Media Information

PRESS GATE: Press entrance for Saints' games at Superdome is located on lower of northwest parking garage (side nearest Claiborne Avenue overpass) near the center of the building. Press door opens two hours prior to kickoff (press will-call at this entrance).

CREDENTIAL REQUESTS: Superdome press box space is reserved for the working news media. Requests should be made at least one week in advance and directed to Greg Suit, public relations director, New Orleans Saints, 6928 Saints Drive, Metairie, LA 70003. Phone: (504) 733-6147.

TELEVISION AND RADIO: Network television and visiting radio are assigned numbered booths in main press box. Spotters and statisticians are available upon advance request.

PHOTOGRAPHERS: Only accredited working photographers are allowed on sidelines. They must wear a "field photo" credential and kneel behind the 12-foot restricted zone. The bench areas are off limits at all times. Photographers should take special note of conditions of use listed on the credential. Reporters are not permitted to accompany photographers on sidelines.

IMPORTANT: ALL CREDENTIALS ARE ISSUED TO INDIVIDUALS AND ARE NOT TRANSFERABLE.

LOCKER ROOMS: Only accredited working media are allowed in locker rooms after the games. There is no admission before the game.


TELEPHONES: Requests for service should be directed to Patricia Litchfield (504) 587-3854.

COPY TRANSMISSION: Requests for service should be directed to Leon Letulle, formerly of Sports Comm, who operates a copy transmission and computer service. He can be reached at (504) 368-3140.

PRESS BOX SERVICES: Statistical information is supplied before, during and after game. Scores of other games are announced and posted as received. Post-game quotes are provided from both locker rooms. Refreshments are served in the press lounge before game, halftime, and post-game.

TRANSPORTATION: Transportation to Moisant International Airport will be arranged for visiting media with tight departure schedules.

Saints Ticket Information



LOUISIANA SUPERDOME SEATING CAPACITY: 71,330

Season	Single Game	TICKET OFFICE
\$160.00	Loge Level & Padded Terrace	The New Orleans Saints ticket office is located in the Louisiana Superdome, gate A ground level. Office hours are 9 a.m. to 5 p.m. on weekdays, and 9 a.m. to 4 p.m. on Saturdays before home games. Ticket windows open three hours prior to kickoff on Sundays. The ticket office is not open on Saturdays before games that are sellouts. Will call is also located at gate A ground level in the Saints ticket office.
\$140.00	Plaza level	
\$100.00	Terrace Level	

Use your Visa or Mastercard to order tickets by mail. Other mail orders will be accepted when accompanied by a certified check or money order for the amount plus \$1 for handling.

Phone orders may call Ticketmaster (504) 587-3200. a \$2 service charge is required on all phone orders.

SINGLE GAME TICKET OUTLETS

Individual game tickets are available at official Saints ticket outlets at the following locations: NEW ORLEANS/BATON ROUGE — all Ticketmaster outlets. WEST-BANK — Algiers Naval Support Activity. BILOXI — Keesler Air Force Base, Mississippi Gulf Coast Coliseum. MOBILE, ALA — Brunell Travel.



SAINTS ON WWL RADIO

New Orleans Saints home and away games will be broadcast by WWL Radio (870) as the flagship of the Saints network.

Larry Matson of WWL Sports will call play-by-play action with WWL-TV (4) sports director Jim Henderson providing color commentary.

These stations join the Saints network for 1984:

LOUISIANA	MISSISSIPPI
Alexandria KSYL	Biloxi WBND
Bogalusa WBOX	Booneville WBIP
Columbia KCTO	Greenwood WGRM
Eunice KEUN	Hattiesburg WHSY
Franklinton WFCG	Jackson WSLI
Hammond WFPR	Laurel WQIS
Houma KHOM-FM	McComb WHNY
Jena KJNA-FM	Natchez WMIS
Lafayette KXKW	Wiggins WIGG
Lake Charles KLCL	
LaPlace WCKW	
Leesville KVVP	
Minden KASO	
Monroe KMLB	
Morgan City KXFY-FM	
Shreveport KRMD	
	ALABAMA
	Mobile WKRG

In addition to radio coverage, Saints 1984 preseason games will be shown on television. ABC-TV will carry the August 24 meeting with the Washington Redskins in the Superdome live to a national television audience. WWL-TV (4) will carry away games at Kansas City August 4 beginning at 7:30 p.m. and at Houston August 18 starting at 8 p.m. The Saints-Falcons preseason contest in the Superdome is scheduled for delayed broadcast at 11:30 a.m. Sunday, August 12.

NFL PLAYOFF TIE-BREAKERS

Two Clubs

1. Head-to-Head (best won-lost-tied percentage in games between the clubs).
2. Best won-lost-tied percentage in games played within the division.
3. Best won-lost-tied percentage in games played within the conference.
4. Best won-lost-tied percentage in common games, if applicable.
5. Best net points in division games.
6. Best net points in all games.
7. Strength of schedule.
8. Best net touchdowns in all games.
9. Coin toss.

Three-or-More-Clubs

1. Head-to-Head (best won-lost-tied percentage in games among the clubs).
2. Best won-lost-tied percentage in games played within the division.
3. Best won-lost-tied percentage in games played within the conference.
4. Best won-lost-tied percentage in common games.
5. Best net points in division games.
6. Best net points in all games.
7. Strength of schedule.
8. Best net touchdowns in all games.
9. Coin toss.

WILD CARD TIES

1. If all the tied clubs are from the same division, apply division tiebreaker.
2. If the tied clubs are from different divisions, apply the following steps.

Two Clubs


1. Head-to-Head, if applicable
2. Best won-lost-tied percentage in games played within the conference.
3. Best won-lost-tied percentage in common games, minimum of four.
4. Best average net points in conference games.
5. Best net points in all games.
6. Strength of schedule.
7. Best net touchdowns in all games.
8. Coin toss.

Three-or-More-Clubs

1. Head-to-Head sweep (applicable only if one club has defeated each of the others or one club has lost to each of the others).
2. Best won-lost-tied percentage in games played within the conference.
3. Best won-lost-tied percentage in common games, minimum of four.
4. Best average net points in conference games.
5. Best net points in all games.
6. Strength of schedule.
7. Best net touchdowns in all games.
8. Coin toss.

Realize your financial growth

...through our family tree of banking services.



1 FIRST FINANCIAL BANK FSB

The thing we do best is banking.



The Pick of the Professionals



LE PAVILLON HOTEL

Baronne at Poydras/P.O. Box 57749

New Orleans, LA 70157

In Louisiana-1-504-581-3111; Out-of-State-1-800-535-9095